



GAME NOTES

NORTHWEST ARKANSAS NATURALS

3000 GENE GEORGE BLVD • SPRINGDALE, AR 72762 • PH: 479.927.4900 • FAX: 479.756.8088

WWW.NWANATURALS.COM /NATURALS NWANATURALS @NWANATURALS



NORTHWEST ARKANSAS NATURALS (17-30, 48-67) VS. SPRINGFIELD CARDINALS (25-22, 56-60)

LHP Anthony Veneziano (20 GS, 5-8, 6.42 ERA) vs. RHP Gordon Graceffo (14 GS, 5-4, 4.58 ERA)

Thursday, August 25th, 2022 • 7:05 PM (CT) First Pitch • Arvest Ballpark • Springdale, Arkansas

Game 116 of 137 • Home Game 59 of 68 • Home Record: 22-36 • Night Game Record: 39-56 • North Division Record: 28-45 • 2nd Half Record: 17-30

Streak: L1 • Last 5: 4-1 • Last 10: 4-6 • Road Record: 26-31 • Day Game Record: 10-11 • South Division Record: 20-22 • 1st Half Record: 31-37

Listen: www.milb.com/northwest-arkansas/fans/audio-listen-live • Watch: MiLB.tv



UPCOMING GAMES & PITCHING PROBABLES

Friday, August 26, 2022	SPRINGFIELD	7:05 p.m. CT
Saturday, August 27, 2022	SPRINGFIELD	6:05 p.m. CT
Sunday, August 28, 2022	SPRINGFIELD	2:05 p.m. CT

RHP Andrew Hoffman (6 GS, 1-3, 6.26 ERA) vs. RHP Kyle Leahy (23 GS, 8-7, 6.21 ERA)
LHP T.J. Sikkema (4 GS, 0-2, 7.36 ERA) vs. LHP Domingo Robles (10 GS, 4-5, 6.11 ERA)
LHP Jon Bowlan (5 GS, 0-2, 8.10 ERA) vs. RHP Edgar Escobar (16 GS, 7-9, 6.84 ERA)

BY THE NUMBERS

(UNDERLINE INDICATES MLB LEADER) (BOLD INDICATES DOUBLE-A LEADER) (ITALICS INDICATES DOUBLE-A WORST)

N	N
.259 (7th)	AVG > .262 (14th)
679 (3rd)	R > 716 (1st)
1,017 (6th)	H > 1,020 (4th)
137 (16th)	HR > 160 (2nd)
523 (5th)	BB > 561 (1st)
1,090 (8th)	K > 1,077 (7th)
148 (2nd)	SB > 123 (6th)
.352 (6th)	OBP > .362 (1st)
.424 (7th)	SLG > .441 (3rd)
.776 (16th)	OPS > .803 (2nd)
6.08 (10th)	ERA > 5.65 (8th)
1.68 (10th)	WHIP > 1.50 (6th)
.275 (8th)	AVG > .270 (7th)
1,009.0 (5th)	IP > 1,016.2 (1st)
1,096 (8th)	H > 1,067 (7th)
147 (8th)	R > 696 (8th)
161 (9th)	HR > 161 (9th)
603 (10th)	BB > 453 (3rd)
1,033 (7th)	K > 994 (8th)
6 (14th)	SHO > 3 (10th)

SERIES HISTORY

NWA ALL-TIME vs. Cardinals	220-206 (.516)
NWA ALL-TIME in Springdale	128-85 (.601)
NWA ALL-TIME in Springfield	92-121 (.432)

2022 vs. Cardinals	6-14 (.300)
2022 in Springdale	1-10 (.091)
2022 in Springfield	5-4 (.556)

DATE	H/R	SCORE	WIN	LOSS	SAVE
4/8/22	R	W, 11-8	A. Sotillet	G. Black	-
4/9/22	R	L, 14-11	J. Quezada	A. Veneziano	F. Pacheco
4/10/22	R	L, 10-5	M. Brettell	A. Zepa	-
5/3/22	R	L, 12-5	D. Roach	A. Veneziano	-
5/4/22	R	W, 13-3	M. Martinez	K. Leahy	-
5/5/22	R	W, 9-6	Y. Del Rosario	G. Black	W. Pennington
5/6/22	R	L, 2-1	T. Pike	H. Capps	F. Pacheco
5/7/22	R	W, 9-6	D. Parrish	C. Lunn	-
5/8/22	R	W, 9-5	W. Pennington	F. Pacheco	-
6/21/22	H	L, 5-3	G. Back	D. Biasi	R. Loutos
6/22/22	H	L, 9-6	G. Williams	W. Klein	-
6/23/22	H	L, 11-2	E. Escobar	A. Marsh	-
6/24/22	H	L, 7-1	M. McGreevy	A. Zepa	-
6/25/22	H	L, 13-10	G. Graceffo	N. Murdock	R. Loutos
6/26/22	H	L, 8-2	K. Leahy	A. Veneziano	-
7/22/22	H	L, 11-4	K. Leahy	A. Hoffmann	L. Gragg
7/23/22	H	L, 7-4	C. Lunn	A. Veneziano	-
7/24/22	H	L, 11-4	E. Escobar	A. Marsh	-
8/23/22	H	W, 8-7	S. Woods Jr.	M. Brettell	Y. Del Rosario
8/24/22	H	L, 18-7	M. McGreevy	A. Marsh	-
8/25/22	H				
8/26/22	H				
8/27/22	H				
8/28/22	H				

NATURALS PR DEPARTMENT • NATURALS@GMAIL.COM

Dustin Dethlefs – Director, Marketing & PR – dustin@nwanaturals.com
 Nicholas Badders – Broadcaster/Media Relations/Baseball Ops – nicholas@nwanaturals.com
 Adam Annaratore – Creative Services Coordinator – adam@nwanaturals.com
 Kelsey Chanler – Marketing and Creative Services Assistant – kelsey@nwanaturals.com

YESTERDAY'S GAME

	1	2	3	4	5	6	7	8	9	R	H	E	LO
Springfield	0	1	1	4	0	0	12	0	0	18	19	0	8
NW Arkansas	0	0	0	0	0	0	6	0	1	7	9	1	7

- Win:** Michael McGreevy (6-3) **Loss:** Alec Marsh (1-12) **Save:** None
- SPRINGDALE, AR** – The Northwest Arkansas Naturals fell behind early and could not get ahead of the Springfield Cardinals, with the Cardinals scoring 12 runs in the seventh inning for an 18-7 loss for the Naturals.
- Springfield scored one in the second and one in the third, then struck starter **Alec Marsh** for four more in the fourth inning, on a grand slam. Marsh settled down after the blast and retired six of the final nine he faced, striking out eight for the first time since May while pitching into the sixth inning for the third time this season.
 - Springfield tagged reliever **Will Klein** and **Jonah Dipoto** for 12 runs in the seventh inning, capped by the Cardinals' second grand slam of the game.
 - Despite entering the bottom of the seventh down 18-0, Northwest Arkansas refused to give in at the plate, scoring six runs on three hits and five walks, with a two-run single from **Tucker Bradley** and RBI singles from **Tyler Gentry** and **Robbie Glendinning**.
 - Before Glendinning's single, **CJ Alexander** drove in the frame's fifth run with a sacrifice fly and went on to add the final run of the game in the ninth, a solo home run to left field, his ninth with the Naturals and eighth in the month of August.
 - Dipoto ran into trouble in the eighth, loading the bases with two outs and manager Chris Widger called upon catcher **Tyler Cropley** to work out of the trouble and Cropley induced a flyout to end the inning and strand the bases, then retired all three batters he faced in the ninth.
 - In three appearances on the mound this season, Cropley has retired all eight batters he faced, 2.2 scoreless innings with a 0.00 ERA.

NATURALS HITTING LEADERS

GAMES	Tucker Bradley (101)
AT-BATS	Bradley & Glendinning (367)
RUNS	Nick Loftin (78)
HITS	Tucker Bradley (109)
TOTAL BASES	Robbie Glendinning (172)
DOUBLES	Maikel Garcia (24)
TRIPLES	Bradley & Matias (3)
HOME RUNS	Robbie Glendinning (18)
RUNS BATTED IN	Robbie Glendinning (71)
WALKS	Logan Porter (59)
STRIKEOUTS	Robbie Glendinning (142)
STOLEN BASES	Maikel Garcia (27)
BATTING AVERAGE	Logan Porter (.301)
ON-BASE %	Logan Porter (.437)
SLUGGING %	Logan Porter (.486)
OPS	Logan Porter (.923)

NATURALS PITCHING LEADERS

WINS	Dante Biasi (6)
LOSSES	T# Alec Marsh (12)
ERA	Anthony Veneziano (6.42)
GAMES	Jonah Dipoto (36)
STARTS	Alec Marsh (21)
COMPLETE GAMES	Anthony Veneziano (1)
GAMES FINISHED	Yefri Del Rosario (21)
SAVES	Yefri Del Rosario (5)
INNINGS	Anthony Veneziano (95.1)
HITS	Alec Marsh (115)
RUNS	^ Alec Marsh (87)
EARNED RUNS	T# Alec Marsh (80)
HOME RUNS	* Alec Marsh (23)
HIT BATTERS	Lacy & Veneziano (8)
WALKS	Anthony Veneziano (55)
STRIKEOUTS	Alec Marsh (129)

* INDICATES LEAGUE LEADER // ^ INDICATES DOUBLE-A LEADER // # INDICATES MINOR LEAGUE LEADER

THIS DAY IN NATURALS HISTORY

The Naturals are 6-7 all-time when playing on August 25

On August 25, 2015, the Northwest Arkansas Naturals beat the Springfield Cardinals, 7-4 at Arvest Ballpark behind a go-ahead grand slam in the eighth inning from Naturals first baseman **Frank Schwindel**. It was the only Naturals grand slam of the 2015 season and Schwindel's first of two with the Naturals. Starting pitcher **Jonathan Dzedzic** was brilliant, throwing 6.0 scoreless innings with just three hits and no walks. While Springfield took a 4-3 lead in the seventh inning against the Naturals' bullpen, the lead did not last long, as Schwindel put the Naturals ahead for good in the eighth. The Cardinals loaded the bases with two outs in the ninth, but **Malcom Culver** entered the game and recorded a strikeout to secure the win and earn his 8th save.

HOME/AWAY

Home Games	22-36
Away Games	26-31

TIME OF DAY

Night Games	37-57
Day Games	10-10

MONTH

April	9-11
May	13-12
June	10-16
July	8-16
August	8-12
September	

OPPONENT

vs. Amarillo	5-7
vs. Arkansas	6-12
vs. Corpus Christi	4-8
vs. Frisco	4-2
vs. Midland	4-2
vs. San Antonio	3-3
vs. Springfield	6-14
vs. Tulsa	10-8
vs. Wichita	6-11

DAY OF THE WEEK

on Monday	1-0
on Tuesday	7-11
on Wednesday	9-9
on Thursday	4-15
on Friday	9-11
on Saturday	8-12
on Sunday	10-9

THIS HOMESTAND

Record	4-4
Team Batting Average	(.273)
Home Runs	11
Runs/Runs Per Game	.61/7.63
Team ERA	7.77
Strikeouts	60
Saves/Opportunities	1/2

THIS WEEK IN NATURALS BASEBALL

MONDAY	TUESDAY	WEDNESDAY	THURSDAY	FRIDAY	SATURDAY	SUNDAY
8/22 OFF	8/23 SPRINGFIELD W, 8-7	8/24 SPRINGFIELD L, 18-7	8/25 SPRINGFIELD 7:05 PM	8/26 SPRINGFIELD 7:05 PM	8/27 SPRINGFIELD 6:05 PM	8/28 SPRINGFIELD 2:05 PM



FOLLOW THE LEADER

Manager Chris Widger enters his first season at the helm of the Naturals, after previous stops in *Advanced Rookie* Burlington (2019) and *High-A* Quad Cities (2021) managing Royals affiliates.

- 13 of the Naturals' 28 active players played for Widger with the Quad Cities River Bandits last season.
- 3 of the Naturals' 28 active players played under Widger with the Burlington Royals, then in Quad Cities and now in Northwest Arkansas: **Jonah Dipoto**, **Jake Means** and **John Rave**.

EXTREME ENDS OF THE SPECTRUM

When looking at the Naturals' numbers one game to the next, it appears rather black and white with what leads to a win or loss.

- When scoring seven runs or more, the Naturals are 37-10, while when scoring six runs or less, just 11-58.
- The Naturals are 33-15 when recording 10 hits or more, but when they get nine hits or less, are just 15-52.
- The Naturals are 43-14 when out-hitting their opponent or hits are tied, but 5-53 when out-hit by their opponent.
- When the Naturals score first, they are 30-21, whereas 18-46 when the opponent scores first ... the team that scores first in through 115 Naturals games is 76-39 (.661 winning %).

ONE RUN GOES A LONG WAY

The Naturals are 6-17 in one-run games this season, meaning 17 of their 67 losses (25.37%) this season have been decided by just one run.

- The Naturals have had the tying run at the plate or on base in 22 losses this season (including 13 of their one-run losses).

Yo, YOU WANNA SEE SOME REAL SPEED?

Through 115 games, the Naturals have stolen 148 bases in 184 attempts (average 1.29 steals/game, 80.43% success rate).

- 148 steals is second in the Texas League, ranks fifth in Double-A and 32nd in the Minors.
- The Naturals have stolen at least one base in 76 of 115 games this season (66.09%), including 37 games with two or more steals ... the team stole a season-high six bases on July 6 vs. Tulsa with a pair of five-steal games as well this season.
- The Naturals have pulled off a double steal 18 times, meaning 36 of 148 steals this year (24.32%) have come on a double-steal.
- Naturals players have stolen multiple bases in a game 15 times, SIX of those occasions being Garcia ... **Tucker Bradley** had the first three-steal game of the season (and of his career) on July 9 vs. Tulsa.
- Maikel Garcia's** 27 steals (in 30 attempts) still ranks sixth in the Texas League, **Nick Loftin's** 24 (in 27 attempts) ranks eighth in the league.

TUCK(ER) AND ROLL

Naturals outfielder **Tucker Bradley** has been consistent from the start of the season and established himself as one of the team's most reliable hitters.

- Bradley has reached base at least once in 82 of 100 games played this season (82.00%) and reached base multiple times on a team-best 51 occasions ... he has hits in 71 of 100 games and has a team-best 31 multi-hit games, as well as 15 multi-run games and 11 multi-RBI games.
- Bradley's .297 batting average leads qualified active Naturals hitters ... 109 hits are second among Kansas City's minor league hitters, while his .297 average and .379 on-base percentage both rank third, while 22 doubles are fourth, 64 runs scored are tied sixth, 164 total bases rank seventh, 34 extra-base hits rank tied seventh, a .826 OPS is ninth and his .447 slugging percentage is 10th.
- The Georgia native has hit first in the order 32 games this year, which ranks second behind Maikel Garcia (76) ... when hitting first, Bradley is a .288 hitter (38-for-132) with a .382 on-base percentage and .814 OPS ... when leading off innings, he hits .290 (29-for-100) with a .377 on-base percentage.

TYLER, THE CREATOR (OF RUNS)

Naturals outfielder **Tyler Gentry** has been one of the best hitters in the Kansas City Royals' system this season, with an incredible impact since joining the Naturals in June.

- Among qualified full-season Minor League hitters, Gentry ranks SIXTH in batting average (.329) when you combine his stats between Northwest Arkansas and Quad Cities (A+).
- He is the Royals' organization leader in batting average (.329), slugging percentage (.546) and OPS (.974), while ranking second in on-base percentage (.428) ... his 18 home runs between the River Bandits and Naturals are tied second in the system and 70 runs batted in are fourth.
- Gentry has reached base in 48 of 53 games (90.57%) and has hits in 38 of his 53 games with the Naturals, with already 20 multi-hit games.
- In 53 games since his call-up to Double-A on June 14, Gentry is batting .325 (65-for-200) with nine doubles, 13 home runs and 47 runs batted in, with a .989 OPS ... he's driven in at least one run in 27 of 53 games, with 11 multi-RBI games.
- Gentry leads the Naturals in nearly every category since joining the team, with the highest average (.325), most total bases (113), most home runs (13), most runs batted in on the team (47) and most walks (31) ... his 47 runs batted in are third in the Texas League since June 14, while 113 total bases are third in the league, his .989 OPS are fourth and 13 homers rank tied fifth since his promotion to Double-A.
- Tyler has compiled the two longest on-base streaks among Naturals hitters this season, including an active 20-game stretch ... since July 30, he has hit .347 (25-for-72) with five extra-base hits and 16 walks, for a .489 on-base percentage ... between June 26 and July 17, he reached safely in 18 consecutive games, batting .382 (26-for-68) with 10 extra-base hits and 12 walks, with an on-base percentage of .459 in that span.

ALEXANDER THE GREAT

Infielder **CJ Alexander** has quickly heated up at the plate since joining the Naturals in a trade last month from Atlanta.

- Over 29 games with the Naturals, the corner infielder is hitting .248 (30-for-121) with 14 extra-base hits (nine home runs) and 32 runs batted in, with 21 runs scored as well.
- He has hits in 18 of 29 games with the Naturals, 11 of which are multi-hit performances, while he's driven in runs in 12 of 29 games, including already NINE multi-RBI games.
- Over 16 games in the month of August, Alexander is hitting .279 (19-for-68) with eight home runs and 24 runs batted in ... eight HR and 24 RBI lead the Texas League this month, while and 46 total bases are fifth ... he leads the Double-A level this month in RBI and is second in HR ... among full-season Minor League hitters in August, he ranks tied second in home runs and tied third in runs batted in.
- CJ homered in four straight games against Tulsa, August 3 to 6 ... he is the third Natural this season and just the sixth all-time to homer in four consecutive games.
- Alexander began his Naturals tenure 0-for-12 over his first three games, then homered on July 16 @ Corpus Christi for his first hit with the team and went 4-for-10 in his next two games.

ONE MORE MAKES FOUR

Wednesday's loss snapped just the second four-game winning streak for the Northwest Arkansas Naturals, the team's first stretch of more than two games in a row with home wins.

- Prior to Sunday, the Naturals had not won three straight games at home all season, only winning back-to-back home games five times ... Sunday's 9-3 win over San Antonio completed the team's fifth series split of the year (all at home).
- The Naturals have won three or more consecutive games six times this season, but have now only won four games in a row twice, May 21-May 25 at Arkansas and Midland and now August 19 - August 23.
- Tuesday, the Natural secured their first home win against Springfield this year, snapping a nine-game losing streak to the Cardinals at Arvest Ballpark, though the Cardinals have still taken 10 of 11.

NUMERICAL QUICK ROSTER

#	PLAYER	POS	B/T
1	Rave, John	OF	L/L
2	Cropley, Tyler	C	R/R
4	McCullough, Morgan	INF	L/R
7	Guzmán, Jeison	INF	R/R
8	Hernández, Diego	OF	L/L
9	Means, Jake	INF	R/R
11	Tresh, Luca	C	R/R
12	Bradley, Tucker	OF	L/L
15	Marsh, Alec	RHP	R/R
13	Eldred, C.J.	RHP	S/R
16	Glendinning, Robbie	INF	R/R
17	Castellano, Angelo	INF	R/R
19	Gentry, Tyler	OF	R/R
21	Lacy, Asa (7-IL)	LHP	L/L
22	Woods Jr., Stephen	RHP	R/R
25	Matias, Seuly	OF	R/R
26	Alexander, CJ	INF	L/R
27	Pennington, Walter (7-IL)	LHP	L/L
28	Sikkema, T.J.	LHP	L/L
32	Veneziano, Anthony	LHP	L/L
31	Márquez, Emilio	LHP	L/L
33	Klein, Will	RHP	R/R
34	Hoffmann, Andrew	RHP	R/R
35	Webb, Nate	RHP	R/R
38	Biasi, Dante (DEV)	LHP	L/L
39	Kalich, Kasey	RHP	R/R
40	Bowlan, Jon	RHP	R/R
41	Haake, Zach	RHP	R/R
44	Stupienski, Gavin (DEV)	INF/C	L/R
45	Del Rosario, Yefri	RHP	R/R
51	Chamberlain, Christian (DEV)	LHP	L/L
55	Dipoto, Jonah	RHP	R/R

ALPHABETICAL QUICK ROSTER

#	PLAYER	POS	B/T
26	Alexander, CJ	INF	L/R
38	Biasi, Dante (DEV)	LHP	L/L
40	Bowlan, Jon	RHP	R/R
12	Bradley, Tucker	OF	L/L
17	Castellano, Angelo	INF	R/R
51	Chamberlain, Christian (DEV)	LHP	L/L
2	Cropley, Tyler	C	R/R
45	Del Rosario, Yefri	RHP	R/R
55	Dipoto, Jonah	RHP	R/R
13	Eldred, C.J.	RHP	R/R
19	Gentry, Tyler	OF	R/R
16	Glendinning, Robbie	INF	R/R
7	Guzmán, Jeison	INF	S/R
41	Haake, Zach	RHP	R/R
8	Hernández, Diego	OF	L/L
34	Hoffmann, Andrew	RHP	R/R
39	Kalich, Kasey	RHP	R/R
33	Klein, Will	RHP	R/R
21	Lacy, Asa (7-IL)	LHP	L/L
31	Márquez, Emilio	LHP	L/L
15	Marsh, Alec	RHP	R/R
25	Matias, Seuly	OF	R/R
4	McCullough, Morgan	INF	L/R
9	Means, Jake	INF	R/R
27	Pennington, Walter (7-IL)	LHP	L/L
1	Rave, John	OF	L/L
28	Sikkema, T.J.	LHP	L/L
44	Stupienski, Gavin (DEV)	INF/C	L/R
11	Tresh, Luca	C	R/R
32	Veneziano, Anthony	LHP	L/L
35	Webb, Nate	RHP	R/R
22	Woods Jr., Stephen	RHP	R/R

BATTING

LEFTIES	6
RIGHTIES	7
SWITCH	1

PITCHING

LEFTIES	11
RIGHTIES	8

PRO-NUN-SEE-AY-SHUNS

4 MORGAN McCULLOUGH (*muh-KULL-uh*)7 JEISON GUZMÁN (*Jason GOOZ-mahn*)13 C.J. ELDRED (*el-DRID*)16 ROBBIE GLENDINNING (*glin-DEN-ing*)17 ANGELO CASTELLANO (*kass-tay-AHN-oh*)21 ASA LACY (*AY-suh*)25 SEULY MATIAS (*soo-lee mah-TEE-as*)28 T.J. SIKKEMA (*SICK-um-uh*)31 EMILIO MÁRQUEZ (*eh-MEE-lee-oh MAHR-keh-z*)32 ANTHONY VENEZIANO (*va-nee-z-ee-ah-no*)38 DANTE BIASI (*bee-AW-zee*)39 KASEY KALICH (*call-ick*)40 JON BOWLAN (*bowl-in*)41 ZACH HAAKE (*hockey*)44 GAVIN STUPIENSKI (*stew-PIN-ski*)45 YEFRI DEL ROSARIO (*Jeffry*)55 JONAH DIPOTO (*dih-POH-to*)BENCH COACH 23: MIKE JIRSCHKE (*jirsh-LEE*)



NATURALS HARDWARE SHELF

Players of the Month

TBD

Pitchers of the Month (1)

- May: LHP Drew Parrish ... started five games and went 3-1 with a 0.59 ERA (2 ER in 30.2 IP) ... only allowed 15 hits and four walks, while striking out 29 opposing hitters ... among qualified Texas League pitchers, threw the most innings and had the lowest ERA and WHIP (0.62), while holding opponents to a .144 average.

Players of the Week (3)

- April 25 to May 1: 2B Michael Massey ... hit .417 (10-for-28) across six games with a league-best 19 total bases and nine runs batted in, while tied for the Texas League lead with 10 hits. His 1.221 OPS ranked third among players with at least 20 at-bats, while his .417 average tied for second among that same group.
- May 23 to May 29: 2B Michael Massey ... hit a league-best .481 (13-for-27) across six games in Midland, while tied for the league lead with 19 total bases. He drove in nine runs as well, doubling three times with one home run, a go-ahead grand slam on May 24 and collected multiple hits in each of the first five games of the series.
- June 27 to July 3: OF Tyler Gentry ... hit .435 (10-for-23) with two doubles, four home runs and 11 runs batted in, which was tied for the most in the league. Recorded 24 total bases with a 1.043 slugging percentage 1.543 OPS.

Pitchers of the Week (4)

- May 2 to May 8: LHP Drew Parrish ... threw 7.0 scoreless innings on May 7 @ Springfield ... held the Cardinals to just two hits and one walk while striking out four. He retired the first eight he faced and the final five, with five 1-2-3 frames.
- May 9 to May 15: LHP Drew Parrish ... threw 7.0 scoreless innings on May 13 vs. Wichita ... held the Wind Surge to just three hits and no walks while striking out nine. Between the second and sixth innings, he retired 13 straight batters, retiring the side 1-2-3 in the first inning, as well as the third through sixth.
- June 6 to June 12: LHP Anthony Veneziano ... threw 7.0 scoreless innings in a complete-game shutout on June 9 @ Tulsa ... held the Drillers to just three hits and one walk while striking out five, on 79 pitches. Retired the final eight hitters he faced and 11 of the last 12, only needing five pitches for a 1-2-3 seventh inning to end the night.
- July 25 to July 31: LHP Dante Biasi ... threw 5.0 scoreless innings on July 27 @ Wichita in an eventual 5-0 shutout win ... held the Wind Surge to just one hits and three walks while striking out five, on 79 pitches, his second straight scoreless start.

TOOLS TEAM

Three Naturals players were listed in *Baseball America's* 2022 Best Tools Survey of the Kansas City Royals' organization.

- RHP Will Klein is rated as having the "Best Fastball" in the system.
- LHP Asa Lacy is rated as having the "Best Slider" in the system.
- RF Seuly Matias is rated as having the "Best Outfield Arm" in the system.

QUICK FACTS

Founded	2008
Colors	Navy Blue, Burgundy, Gold and White
League	Texas League (Since 2008)
Ownership	Rich Entertainment Group
General Manager	Justin Cole (9th Season)
Home Ballpark (Capacity)	Arvest Ballpark (7,350, 6,500 seats)
Dimensions	LF- 327 LCF- 377 CF- 400 RCF- 378 RF- 325
Wall Heights	LF-LCF: 9 feet CF: 11 feet RCF-RF: 9 feet

ROSTER BREAKDOWN
















Age 20	0	Native of Australia	1
Age 21	1	Native of Dominican Republic	4
Age 22	4	Native of United States	26
Age 23	4	Native of Venezuela	2
Age 24	11	Acquired by Royals via Free Agency	13
Age 25	5	(International) ... 4 (Minor League) ... 7 (Undrafted) ... 2	
Age 26	4	Acquired by Royals via Trade	5
Age 27	3	Acquired by Royals via First Year Player Draft	15
Age 28	1	(High School) ... 1 (Rounds 1-5) ... 7 (2016-18 Drafts) ... 3	
Age 29	0	(2nd Year/College) ... 0 (Rounds 6-10) ... 4 (2019 Draft) ... 7	
Average Age	24 Years 100 Days	(3rd Year/College) ... 12 (Rounds 11-20) ... 1 (2020 Draft) ... 4	
Median Age	24	(4th+ Year/College) ... 2 (Rounds 21-40) ... 3 (2021 Draft) ... 1	

ROYALS TOP-30 PROSPECTS (RANKING ACCORDING TO MLB PIPELINE)

10 of the Naturals 28 active players appear on a Top-30 Royals prospects ranking.

#	PLAYERS (POSITION)	OVERALL RANKING	BASEBALL AMERICA RANKING
10	Tyler Gentry (OF)		Royals 12 th
12	Asa Lacy (LHP) (7-Day IL)		Royals 10 th
13	Jon Bowlan (RHP)		Royals 8 th
18	Andrew Hoffmann (RHP)		Royals 15 th
19	Luca Tresh (C)		Royals 18 th
20	T.J. Sikkema (LHP)		Royals 25 th
23	Alec Marsh (RHP)		Royals 13 th
24	Diego Hernández (OF)		Royals 30 th
27	Tucker Bradley (OF)		—
—	Yefri Del Rosario (RHP)		Royals 21 st

UNIFORM RECORDS

							
Navy/Red (32-38) Home: 16-21 Road: 16-17	Red (9-13) Home: 0-0 Road: 9-13	White/Navy (4-10) Home: 4-10 Road: 0-0	Los Naturales Home: 0-2 Road: 0-0	Growlin' Chickens Home: 1-1 Road: 0-0	Fauxback Home: 0-1 Road: 0-0	July 4th Home: 1-0 Road: 0-0	
							
White (17-20) Home: 17-20 Road: 0-0	Grey (10-14) Home: 0-0 Road: 10-14	Navy (18-29) Home: 4-10 Road: 14-19	Los Naturales Home: 0-2 Road: 0-0	Growlin' Chickens Home: 1-1 Road: 0-0	Fauxback Home: 0-1 Road: 0-0	Star Wars Home: 1-0 Road: 0-0	Marvel Home: 0-1 Road: 0-0
HOME UNIFORM COMBINATIONS				ROAD UNIFORM COMBINATIONS			
Navy/Red Hat & White Jersey: 13-12 White Hat & White Jersey: 3-5 Red Hat & White Jersey: 0-0				Navy/Red Hat & Navy Jersey: 10-13 White Hat & Navy Jersey: 1-5 Red Hat & Navy Jersey: 0-0			
Specialty/Theme Uniforms: 2-6				Navy/Red Hat & Grey Jersey: 6-4 Red Hat & Grey Jersey: 4-10 Red Hat & Navy Jersey: 6-4			

NATURALS IN-SEASON BIRTHDAYS

APRIL (4)

4/14 — Walter Pennington (24)
4/14 — Jake Means (26)
4/25 — Kasey Kalich (24)
4/28 — Emilio Márquez (24)

MAY (6)

5/6 — Tucker Bradley (24)
5/6 — C.J. Eldred (27)
5/7 — Derrick Lewis (46)
5/14 — Alec Marsh (24)
5/14 — Christian Colón (33)
5/21 — Chris Widger (51)

JUNE (2)

6/2 — Asa Lacy (23)
6/10 — Stephen Woods Jr. (27)

JULY (3)

7/17 — CJ Alexander (26)
7/20 — Christian Chamberlain (23)
7/25 — T.J. Sikkema (24)

AUGUST (2)

8/20 — Noah Murdock (24)
8/20 — Nate Webb (25)

SEPTEMBER (4)

9/1 — Anthony Veneziano (25)
9/3 — Jonah Dipoto (26)
9/4 — Seuly Matias (24)
9/23 — Yefri Del Rosario (23)



2022 BREAKING ROSTER

Pitchers (16): LHP Dante Biasi, LHP Holden Capps, RHP Christian Cosby, RHP Yefri Del Rosario, RHP Jonah Dipoto, RHP Zach Haake, LHP Asa Lacy, RHP Alec Marsh, LHP Drew Parrish, LHP Zack Phillips, RHP Ándres Sotillet, LHP Anthony Veneziano, RHP Nate Webb, RHP Zach Willeman, RHP Stephen Woods Jr. and LHP Ángel Zepa

Catchers (3): Tyler Crolepy, Sebastian Rivero, Logan Porter

Infielders (7): Nate Eaton, Maikel Garcia, Robbie Glendinning, Ryan Grotjohn, Michael Massey, Jake Means, Gavin Stupiensi

Outfielders (4): Tucker Bradley, Nick Loftin, Seuly Matias, John Rave

1st HALF

- 4/4 Kansas City Royals announce Breaking Roster
- 4/8 LHP **Holden Capps** placed on the development list
INF **Gavin Stupiensi** placed on the development list
- 4/12 RHP **Nate Webb** placed on the 7-day injured list
- 4/15 LHP **Holden Capps** activated from the development list
- 4/19 C **Tyler Crolepy** placed on the 7-day injured list
RHP **Christian Cosby** placed on the 7-day injured list
INF **Gavin Stupiensi** activated from the development list
- 4/21 LHP **Walter Pennington** transferred to NW Arkansas (AA) from Quad Cities (A+)
- 4/23 RHP **Zach Haake** placed on the 7-day injured list
RHP **Patrick Halligan** transferred to NW Arkansas (AA) from Columbia (A)
- 4/26 RHP **Patrick Halligan** transferred to Quad Cities (A+) from NW Arkansas (AA)
- 4/28 RHP **Ándres Sotillet** transferred to Omaha (AAA) from NW Arkansas (AA)
- 5/3 INF **Ryan Grotjohn** placed on the Development List
INF **Brhet Bewley** activated from the Quad Cities Injured List and transferred to NW Arkansas (AA)
LHP **Patrick Smith** transferred to NW Arkansas (AA) from Quad Cities (A+)
LHP **Marcelo Martinez** transferred to NW Arkansas (AA) from Omaha (AAA)
- 5/8 C **Sebastian Rivero** recalled by Kansas City (MLB) from NW Arkansas (AA)
- 5/9 C **Sebastian Rivero** optioned to NW Arkansas (AA)
C **Sebastian Rivero** recalled by Kansas City (MLB) from NW Arkansas (AA)
- 5/10 LHP **Asa Lacy** placed on the 7-day injured list
INF **Ryan Grotjohn** activated from the Development List
- 5/13 C **Sebastian Rivero** optioned to NW Arkansas (AA)
- 5/14 LHP **Patrick Smith** placed on the Development List
RHP **Will Klein** activated from the 7-day injured list
- 5/17 C **Sebastian Rivero** recalled by Kansas City (MLB) from NW Arkansas (AA)
- 5/21 LHP **Marcelo Martinez** transferred to Omaha (AAA) from NW Arkansas (AA)
- 5/24 LHP **Patrick Smith** transferred to Quad Cities (A+) from NW Arkansas (AA)
RHP **Ándres Sotillet** transferred to NW Arkansas (AA) from Omaha (AAA)
- 5/26 OF **John Rave** transferred to Omaha (AAA) from NW Arkansas (AA)
INF **Nate Eaton** transferred to Omaha (AAA) from NW Arkansas (AA)
- 5/28 C **Sebastian Rivero** optioned to NW Arkansas (AA)
- 5/31 RHP **Christian Cosby** activated from the 7-day injured list
LHP **Christian Chamberlain** transferred to NW Arkansas (AA) from Quad Cities (A+)
RHP **Zach Willeman** transferred to Omaha (AAA) from NW Arkansas (AA)
- 6/1 OF **Parker Bates** transferred to NW Arkansas (AA) from Quad Cities (A+)
RHP **Ándres Sotillet** transferred to Omaha (AAA) from NW Arkansas (AA)
- 6/3 LHP **Drew Parrish** transferred to Omaha (AAA) from NW Arkansas (AA)
RHP **Noah Murdock** transferred to NW Arkansas (AA) from Quad Cities (A+)
- 6/4 OF **John Rave** transferred to NW Arkansas (AA) from Omaha (AAA)
- 6/7 OF **Parker Bates** transferred to Quad Cities (A+) from NW Arkansas (AA)
- 6/10 RHP **Ándres Sotillet** transferred to NW Arkansas (AA) from Omaha (AAA)
LHP **Ángel Zepa** recalled by Kansas City (MLB) from NW Arkansas (AA)
- 6/12 LHP **Ángel Zepa** optioned to NW Arkansas (AA)
OF **Seuly Matias** placed on the 7-day injured list
- 6/14 INF **Michael Massey** transferred to Omaha (AAA) from NW Arkansas (AA)
OF **Tyler Gentry** transferred to NW Arkansas (AA) from Quad Cities (A+)
C **Tyler Crolepy** activated from the 7-day injured list
LHP **Gabe Speier** transferred to NW Arkansas (AA) on Major League Rehab
RHP **Matt Peacock** transferred to NW Arkansas (AA) on Major League Rehab
- 6/17 LHP **Gabe Speier** returned from Rehab Assignment to Kansas City (MLB) from NW Arkansas (AA)
RHP **Matt Peacock** returned from Rehab Assignment to Kansas City (MLB) from NW Arkansas (AA)
- 6/19 OF **Seuly Matias** activated from the on the 7-day injured list
C **Gavin Stupiensi** placed on the Development List
LHP **Jake Brentz** transferred to NW Arkansas (AA) on Major League Rehab
- 6/23 RHP **Christian Cosby** transferred to Quad Cities (A+) from NW Arkansas (AA)
LHP **Marcelo Martinez** transferred to NW Arkansas (AA) from Omaha (AAA)
- 6/24 LHP **Jake Brentz** returned to Kansas City (MLB) from his rehab assignment.
- 6/25 LHP **Marcelo Martinez** transferred to Omaha (AAA) from NW Arkansas (AA)

2nd HALF

- 6/27 LHP **Holden Capps** released
LHP **Eric Skoglund** reinstated from AAA rehab assignment and transferred to NW Arkansas (AA)
- 6/30 RHP **Nate Webb** returned from rehab assignment and activated off the 7-day injured list
- 7/9 RHP **Yefri Del Rosario** placed on the Development List
RHP **Zach Haake** returned from rehab assignment and activated off the 7-day injured list
- 7/11 LHP **Ángel Zepa** recalled by Kansas City (MLB) from NW Arkansas (AA)
RHP **Andrew Hoffmann** acquired in trade from Atlanta and assigned to NW Arkansas (AA)
INF **CJ Alexander** acquired in trade from Atlanta and assigned to NW Arkansas (AA)
- 7/12 LHP **Ángel Zepa** optioned to NW Arkansas (AA)
RHP **Stephen Woods Jr.** transferred to Omaha (AAA) from NW Arkansas (AA)
OF **John Rave** transferred to Omaha (AAA) from NW Arkansas (AA)
INF **Morgan McCullough** transferred to NW Arkansas (AA) from Quad Cities (A+)
LHP **Zack Phillips** placed on the Development List
INF **Ryan Grotjohn** placed on the Development List
C/INF **Gavin Stupiensi** activated from the Development List
- 7/14 INF **Maikel Garcia** recalled by Kansas City (MLB) from NW Arkansas (AA) as substitute player
C **Sebastian Rivero** recalled by Kansas City (MLB) from NW Arkansas (AA) as substitute player
LHP **Ángel Zepa** recalled by Kansas City (MLB) from NW Arkansas (AA) as substitute player
LHP **Asa Lacy** returned from rehab assignment and activated off the 7-day injured list
LHP **Emilio Márquez** transferred to NW Arkansas (AA) from Quad Cities (A+)
- 7/15 LHP **Ángel Zepa** returned to NW Arkansas (AA)
- 7/18 LHP **Ángel Zepa** optioned and transferred to Omaha (AAA) from NW Arkansas (AA)
LHP **Eric Skoglund** transferred to Omaha (AAA) from NW Arkansas (AA)
OF **John Rave** transferred to NW Arkansas (AA) from Omaha (AAA)
RHP **Stephen Woods Jr.** transferred to NW Arkansas (AA) from Omaha (AAA)
INF **Maikel Garcia** optioned to NW Arkansas (AA) from Kansas City (MLB)
C **Sebastian Rivero** optioned to NW Arkansas (AA) from Kansas City (MLB)
C/INF **Gavin Stupiensi** placed on the Development List
LHP **Emilio Márquez** transferred to Quad Cities (A+) from NW Arkansas (AA)
INF **Morgan McCullough** transferred to Quad Cities (A+) from NW Arkansas (AA)
- 7/22 RHP **Yefri Del Rosario** activated from the Development List
- 7/26 RHP **Ándres Sotillet** transferred to Omaha (AAA) from NW Arkansas (AA)
RHP **Jon Bowlan** transferred to NW Arkansas (AA) from Quad Cities (A+)
LHP **Zack Phillips** activated off Development list and transferred to Quad Cities (A+) from NW Arkansas (AA)
- 7/28 INF **Maikel Garcia** recalled by Kansas City (MLB) from NW Arkansas (AA)
- 7/29 LHP **T.J. Sikkema** transferred to NW Arkansas (AA) from Quad Cities (A+)
- 8/1 INF **Ryan Grotjohn** released
INF **Morgan McCullough** transferred to NW Arkansas (AA) from Quad Cities (A+)
RHP **Noah Murdock** placed on the development list
- 8/3 C **Sebastian Rivero** recalled by Kansas City (MLB) from Northwest Arkansas (AA)
- 8/9 C **Logan Porter** transferred to Omaha (AAA) from NW Arkansas (AA)
INF/OF **Nick Loftin** transferred to Omaha (AAA) from NW Arkansas (AA)
INF **Angelo Castellano** transferred to NW Arkansas (AA) from Omaha (AAA)
C **Luca Tresh** transferred to NW Arkansas (AA) from Quad Cities (A+)
OF **Diego Hernández** transferred to NW Arkansas (AA) from Quad Cities (A+)
- 8/10 C **Sebastian Rivero** optioned to NW Arkansas (AA) from Kansas City (MLB)
LHP **Christian Chamberlain** placed on the development list
- 8/12 RHP **Alec Marsh** placed on the development list
RHP **Kasey Kalich** transferred to NW Arkansas (AA) from Quad Cities (A+)
- 8/14 LHP **Anthony Veneziano** placed on the development list
- 8/17 RHP **Alec Marsh** activated from the development list
- 8/18 LHP **Walter Pennington** placed on the Injured List
LHP **Emilio Márquez** transferred to NW Arkansas (AA) from Quad Cities (A+)
- 8/22 INF **Brhet Bewley** released
INF **Jeison Guzmán** transferred to NW Arkansas (AA) from ACL Royals (R)
- 8/23 LHP **Dante Biasi** placed on the development list
RHP **C.J. Eldred** activated from 60-Day Injured List
C **Sebastian Rivero** recalled by Kansas City (MLB) from Northwest Arkansas (AA)
- 8/25 LHP **Anthony Veneziano** activated from the development list
LHP **Asa Lacy** placed on the 7-day injured list



#36 CHRIS WIDGER • MANAGER

- Chris Widger will manage the Naturals after guiding the River Bandits to a High-A Central championship in their first season as a Kansas City affiliate in 2021. In doing so, he was named the Minor League Manager of the Year by *Baseball America* following the 2021 season.
- 2022 marks Widger's seventh year in the Royals' organization, as he was slated to manage Advanced-A Wilmington in 2020 and led Burlington to the Appalachian League Championship Series in his first season as Manager in 2019. Prior to that, he was Wilmington's Bench Coach from 2016-18.
- Before joining the Royals organization, he managed the Independent League Camden Riversharks in 2015 and was their Pitching Coach from 2012-14.
- A third-round pick by Seattle in the 1992 Draft, Widger played in parts of 10 seasons in the Majors with the Mariners (1995-96, 2000), Expos (1997-2000), Yankees (2002), Cardinals (2003), White Sox (2005-06) and Orioles (2006), winning a World Series with Chicago in 2005.
- Widger and his wife, Whitney, reside in Pennsville, N.J., with their children: C.J., Ashlynn and Skylar.



#43 DERRICK LEWIS • PITCHING COACH

- Derrick Lewis is in his third season with the Royals' organization and second as pitching coach at Northwest Arkansas.
- He spent the previous 16 seasons in the Atlanta Braves' organization, the first 14 as a Minor League pitching coach and the last two as the Pitching Coordinator.
- Pitching coach timeline: 2004-07: GCL Braves (Gulf Coast League, RK)... 2008-10: Danville Braves (Appalachian League, RK)... 2011-13: Rome Braves (South Atlantic League, A)... 2014: Lynchburg Hillcats (Carolina League, A+)... 2015-2016: Carolina Mudcats (Carolina League, A+)... 2017: Mississippi Braves (Southern League, AA)
- He played seven seasons in the Braves' organization from 1997-2003, after being selected in the 20th round of the 1997 draft.
- Lewis and his wife, Roslyn, reside in Charlotte, North Carolina, with their daughter, Skye and Son, Lake.



#6 ABRAHAM NÚÑEZ • HITTING COACH

- Abraham Núñez enters his fourth season as Northwest Arkansas' hitting coach after serving in the same capacity with High-A Wilmington (2015-2018), Class-A Lexington (2014), Rookie Advanced Burlington (2013) and the Dominican Royals (2012).
- Núñez played for parts of 12 seasons in the Majors with the Pirates (1997-2004), Cardinals (2005), Phillies (2006-2007) and Mets (2008). A switch-hitter, he owns a career average of .242 as a utility infielder in the big leagues, primarily playing third base, but could play all four infield positions.
- His best season came in 2005 when he batted .285 in 139 games for the National League Champion St. Louis Cardinals.
- Lifetime .346 (9-for-28) hitter in the postseason, including the 2005 National League Championship Series with St. Louis when he hit .385, though did not play in the World Series.
- Born in Santo Domingo, Dominican Republic, he now resides in Hudson, Massachusetts.



#24 CHRISTIAN COLÓN • ASSISTANT HITTING COACH

- Christian Colón returns to the organization as the Naturals Assistant Hitting Coach in 2022, following a 12-year professional career.
- He was the Royals first-round pick in the 2010 MLB Draft, scored the winning run in the 2014 AL Wild Card game and had the game-winning hit in the title-clinching Game 5 of the 2015 World Series.
- After being drafted in 2010, Colón ascended to Northwest Arkansas by 2011 and between 2011, 2012 and 2014, played 202 games for the Naturals ... In 2011, Colón led the Texas League in sacrifices (21), while leading the team in at-bats (491) and hits (126). His 21 sacrifices that season are the most a Naturals player has ever recorded in a single season, while 28 overall are tied for the club record.
- During his playing career, he made stops in Miami (2017) and Cincinnati (2019-20) ... spent 2021 with the Rich Baseball-owned Buffalo Bisons (Triple-A, Toronto) before announcing his retirement.
- He also played in parts of four seasons in the Puerto Rican Winter League.
- Christian lives in Cave Springs, Ark. (15 minutes North of Arvest Ballpark) with his wife, Kayla, and three daughters, Marley, Mia and Lucy.



#23 MIKE JIRSCHLE • BENCH COACH

- Mike Jirschele enters his first season as the Bench Coach for Northwest Arkansas after spending last season in the same role for Manager Chris Widger in Quad Cities.
- He served as a Special Assistant to the General Manager in 2020 and was on the Royals coaching staff as the Third Base Coach from 2014-19 and won the World Series in 2015.
- Jirschele previously managed the Triple-A Omaha franchise for 11 seasons (2003-13), leading the team to four division titles, three-straight trips to the Pacific Coast League championship round (2011-13), two PCL titles (2011, 2013) and a Triple-A Championship in 2013.
- He earned the 2011 Mike Coolbaugh Award for outstanding baseball work ethic, knowledge of the game and skill in mentoring young players on the field.
- Prior to his 11-year stint with Omaha, he served as the Royals Minor League Infield Coordinator for four years (1998-2002), while he held managerial positions with Omaha (1995-97), Wilmington (1994), Rockford (1993) and the Gulf Coast Royals (1992).
- Jirschele was originally selected by the Texas Rangers in the fifth round of the 1977 MLB Draft and played in 999 minor league games over 13-plus seasons in the Rangers and Royals systems.



DANNY ACCOLA • CERTIFIED ATHLETIC TRAINER

- Danny Accola is entering his seventh season with the Royals organization and first as the certified athletic trainer with the Naturals, after serving in the same role with the Quad Cities in 2021.
- He was slated to serve in that role with Wilmington in 2020 and previously filled those roles with Lexington in 2019, Burlington from 2017-18 and with Surprise in 2016.
- Accola graduated from the University of Central Missouri in 2014 and previously held an athletic training internship with the Denver Broncos in 2013.



C.J. MIKKELSEN • STRENGTH & CONDITIONING COACH

- C.J. Mikkelsen will serve as the Northwest Arkansas Strength & Conditioning Coach for the second consecutive season, after being slated to fill that same role at Idaho Falls in 2020.
- He graduated in December 2019 with a master's degree in sports physiology from Texas A&M University, where he also worked as a Sports Performance Graduate Intern.
- Mikkelsen earned his bachelor's degree in exercise and wellness from Arizona State University in 2016. He resides in Desert Hills, Arizona.



DREW EPPERSON
VIDEO COORDINATOR



MITCH MEYER
VIDEO COORDINATOR



Anthony Veneziano - Pitching - Stat Splits - 2022 - Regular Season

Split	Team	W	L	ERA	G	GS	CG	SHO	SV	IP	H	R	ER	HR	HB	BB	IBB	SO	WHIP	AVG	AB	WP	BK	GIDP	TBF	NP-S
Home Games	NWA	3	3	5.62	10	9	0	0	0	49.2	50	36	31	10	2	23	0	61	1.47	.253	198	2	0	2	224	843 - 524
Away Games	NWA	2	5	7.29	11	11	1	1	0	45.2	54	40	37	11	6	32	0	42	1.88	.290	186	1	0	5	224	837 - 491
Day Games	NWA	1	1	6.08	3	3	0	0	0	13.1	13	9	9	1	1	9	0	13	1.65	.250	52	1	0	1	62	245 - 140
Night Games	NWA	4	7	6.48	18	17	1	1	0	82.0	91	67	59	20	7	46	0	90	1.67	.274	332	2	0	6	386	1435 - 875
On Grass	NWA	5	8	6.42	21	20	1	1	0	95.1	104	76	68	21	8	55	0	103	1.67	.271	384	3	0	7	448	1680 - 1015
April	NWA	1	3	12.71	4	4	0	0	0	11.1	20	16	16	4	0	11	0	7	2.74	.385	52	0	0	0	64	249 - 144
May	NWA	0	1	6.10	5	4	0	0	0	20.2	22	14	14	5	0	14	0	18	1.74	.272	81	0	0	2	95	377 - 223
June	NWA	3	1	3.67	5	5	1	1	0	27.0	18	11	11	2	4	11	0	32	1.07	.184	98	2	0	2	113	415 - 247
July	NWA	1	2	5.81	5	5	0	0	0	26.1	27	22	17	8	4	10	0	36	1.41	.255	106	0	0	1	120	445 - 279
August	NWA	0	1	9.00	2	2	0	0	0	10.0	17	13	10	2	0	9	0	10	2.60	.362	47	1	0	2	56	194 - 122
On Tuesdays	NWA	1	1	9.39	2	2	0	0	0	7.2	8	8	8	2	1	5	0	9	1.70	.250	32	0	0	0	38	155 - 94
On Wednesdays	NWA	1	0	5.40	1	1	0	0	0	5.0	6	3	3	1	0	1	0	2	1.40	.300	20	0	0	0	22	77 - 52
On Thursdays	NWA	1	3	6.41	4	4	1	1	0	19.2	26	17	14	2	4	8	0	19	1.73	.310	84	1	0	2	96	321 - 199
On Fridays	NWA	1	1	6.16	4	4	0	0	0	19.0	24	14	13	4	1	12	0	24	1.89	.300	80	1	0	2	93	350 - 211
On Saturdays	NWA	0	2	7.36	6	5	0	0	0	25.2	25	25	21	11	1	17	0	33	1.64	.248	101	0	0	1	119	465 - 281
On Sundays	NWA	1	1	4.42	4	4	0	0	0	18.1	15	9	9	1	1	12	0	16	1.47	.224	67	1	0	2	80	312 - 178
In games following a win	NWA	3	4	5.09	12	11	1	1	0	53.0	50	32	30	9	3	33	0	52	1.57	.244	205	2	0	5	241	912 - 539
In games following a loss	NWA	2	4	8.08	9	9	0	0	0	42.1	54	44	38	12	5	22	0	51	1.80	.302	179	1	0	2	207	768 - 476
Starter	NWA	5	8	6.55	20	20	1	1	0	90.2	99	74	66	20	8	55	0	98	1.70	.271	365	3	0	7	429	1610 - 969
Reliever	NWA	0	0	3.86	1	0	0	0	0	4.2	5	2	2	1	0	0	0	5	1.07	.263	19	0	0	0	19	70 - 46

Anthony Veneziano - Opposing Hitting - Stat Splits - 2022 - Regular Season

Split	Team	AVG	G	AB	R	H	2B	3B	HR	RBI	BB	IBB	SO	SB	CS	OBP	SLG	OPS	HBP	SAC	SF	GIDP
vs Left	NWA	.267	21	120		32	4	0	6	17	13	0	38			.367	.450	.817	6	0	0	4
vs Right	NWA	.273	21	264		72	20	2	15	52	42	0	65			.375	.534	.909	2	0	1	3
Team is ahead	NWA	.215	10	130		28	5	0	6	13	14	0	30			.311	.392	.703	4	0	0	3
Team is behind	NWA	.289	15	166		48	10	2	11	41	20	0	48			.379	.572	.951	4	0	0	2
Score is tied	NWA	.318	19	88		28	9	0	4	15	21	0	25			.445	.557	1.002	0	0	1	2
Batting First	NWA	.250	21	48		12	2	0	3	6	7	0	8			.368	.479	.847	2	0	0	0
Batting Second	NWA	.196	21	46		9	5	0	1	4	7	0	17			.327	.370	.697	2	0	0	1
Batting Third	NWA	.239	21	46		11	2	0	3	9	9	0	11			.364	.478	.842	0	0	0	0
Batting Fourth	NWA	.326	21	46		15	3	0	2	7	6	0	10			.404	.522	.926	0	0	0	1
Batting Fifth	NWA	.349	21	43		15	3	0	5	17	5	0	11			.429	.767	1.196	1	0	0	0
Batting Sixth	NWA	.385	21	39		15	3	1	2	6	7	0	11			.510	.667	1.177	3	0	0	1
Batting Seventh	NWA	.211	21	38		8	2	0	1	7	10	0	13			.375	.342	.717	0	0	0	1
Batting Eighth	NWA	.122	20	41		5	0	0	1	4	1	0	14			.140	.195	.335	0	0	1	1
Batting Ninth	NWA	.378	20	37		14	4	1	3	9	3	0	8			.425	.784	1.209	0	0	0	2
Leading Off	NWA	.281	21	89		25	6	0	8	8	10	0	23			.354	.618	.972	0	0	0	0
First Inning	NWA	.278	20	79	19	22	6	0	4	17	21	0	24	5	0	.436	.506	.942	1	0	0	2
Second Inning	NWA	.273	20	77	14	21	6	0	4	14	11	0	23	1	1	.374	.506	.880	2	0	1	3
Third Inning	NWA	.393	19	89	32	35	7	1	9	31	11	0	21	7	1	.465	.798	1.263	1	0	0	1
Fourth Inning	NWA	.211	16	57	4	12	2	1	2	4	4	0	15	2	0	.274	.386	.660	1	0	0	1
Fifth Inning	NWA	.154	15	52	2	8	2	0	1	1	6	0	14	0	0	.254	.250	.504	1	0	0	0
Sixth Inning	NWA	.192	8	26	3	5	1	0	0	1	1	0	6	1	0	.250	.231	.481	1	0	0	0
Seventh Inning	NWA	.250	2	4	2	1	0	0	1	1	1	0	0	0	0	.500	1.000	1.500	1	0	0	0
Bases Empty	NWA	.272	21	206		56	11	1	12	12	33	0	56			.383	.510	.893	4	0	0	0
Runner at 1st	NWA	.250	21	76		19	3	0	5	11	10	0	19			.360	.487	.847	3	0	0	1
Runner at 2nd	NWA	.243	18	37		9	1	1	1	9	4	0	16			.333	.405	.738	1	0	0	0
Runner at 3rd	NWA	.222	12	18		4	2	0	0	5	1	0	6			.263	.333	.596	0	0	0	0
Runners at 1st & 2nd	NWA	.250	15	28		7	5	0	0	8	1	0	4			.276	.429	.705	0	0	0	5
Runners at 1st & 3rd	NWA	.375	9	8		3	1	0	1	6	2	0	1			.500	.875	1.375	0	0	0	1
Runners at 2nd & 3rd	NWA	.600	7	5		3	0	0	1	7	1	0	1			.571	1.200	1.771	0	0	1	0
Bases Loaded	NWA	.500	6	6		3	1	0	1	11	3	0	0			.667	1.167	1.834	0	0	0	0
Runners On	NWA	.270	21	178		48	13	1	9	57	22	0	47			.361	.506	.867	4	0	1	7
Scoring Position	NWA	.284	21	102		29	10	1	4	46	12	0	28			.362	.520	.882	1	0	1	6
No Outs	NWA	.263	21	133		35	8	0	11	21	16	0	32			.355	.571	.926	3	0	0	4
One Out	NWA	.214	21	117		25	4	1	5	15	16	0	35			.316	.393	.709	2	0	1	3
Two Outs	NWA	.328	21	134		44	12	1	5	33	23	0	36			.438	.545	.983	3	0	0	0
Ahead in Count	NWA	.167	21	132		22	7	0	3	16	0	0	61			.179	.288	.467	2	0	0	3
Behind in Count	NWA	.280	21	118		33	8	1	11	29	55	0	14			.509	.644	1.153	1	0	1	3
0-0 Count	NWA	.424	19	59		25	4	1	5	12	0	0	0			.469	.780	1.249	5	0	0	1
0-1 Count	NWA	.280	15	25		7	1	0	2	7	0	0	0			.308	.560	.868	1	0	0	2
0-2 Count	NWA	.152	19	46		7	3	0	1	6	0	0	28			.152	.283	.435	0	0	0	0
1-0 Count	NWA	.200	14	35		7	2	0	3	9	0	0	0			.200	.514	.714	0	0	0	1
1-1 Count	NWA	.448	16	29		13	4	0	1	9	0	0	0			.448	.690	1.138	0	0	0	0
1-2 Count	NWA	.131	21	61		8	3	0	0	3	0	0	33			.145	.180	.325	1	0	0	1
2-0 Count	NWA	.286	6	7		2	1	0	1	2	0	0	0			.286	.857	1.143	0	0	0	0
2-1 Count	NWA	.385	12	26		10	2	1	1	7	0	0	0			.393	.654	1.047	1	0	1	1
2-2 Count	NWA	.239	18	46		11	1	0	1	3	0	0	28			.239	.326	.565	0	0	0	0
3-0 Count	NWA	.500	9	2		1	0	0	0	1	12	0	0			.929	.500	1.429	0	0	0	0
3-1 Count	NWA	.188	18	16		3	0	0	3	7	18	0	0			.618	.750	1.368	0	0	0	1
3-2 Count	NWA	.313	21	32		10	3	0	3	3	25	0	14			.614	.688	1.302	0	0	0	0



#32 ANTHONY VENEZIANO

LEFT-HANDED PITCHER

(va-nee-zee-ah-no)

BORN: Sept. 1, 1997 in Hackettstown, NJ (Age 24)

HOMETOWN: Hackettstown, New Jersey

HEIGHT/WEIGHT: 6'5"/205 lbs

SEASON WITH NATURALS: 1st Season

DRAFT: Round 10 - 2019 (Kansas City Royals)

COLLEGE: Coastal Carolina University (Conway, SC)

HIGH SCHOOL: Warren Hills Regional HS (Washington, NJ)

SCOUTING REPORT

Ranked by MLB Pipeline as the No. 16 Royals prospect

Deceptive on the mound with a three-quarters arm slot with a good, repeatable motion ... had some kinks in his delivery to work out last season (not dropping his front arm and staying loaded in his back leg so he could drive through the baseball)**FASTBALL:** Elevates the pitch ... saw a burst in velocity over last season, averaging 94-95 mph with late life.**SLIDER:** Above average pitch with slurve motion that gets swings and misses, but he commands inconsistently.**CHANGEUP:** Average pitch with some tumble and fade that is a major focus for improvement this season.

2022 SEASON

- Has thrown a team-best SIX quality starts this season, all coming within his last 11 starts, since early/mid June ... 6/9 @ Tulsa (7.0 IP, 0 ER), 6/14 vs. Arkansas (6.0 IP, 3 ER), 6/19 vs. Arkansas (6.0 IP, 0 ER), 7/9 vs. Tulsa (6.0 IP, 3 ER), 7/23 vs. Springfield (6.0 IP, 1 ER) and 7/29 @ Wichita (6.0 IP, 1 ER).
- Naturals are 9-11 in games Veneziano starts ... 9-4 when he receives at least three runs of support, 0-7 when two or less.
- Has twice tied a career-high with 10 strikeouts ... 6/3 vs. Corpus Christi (5.0 innings) and 7/23 vs. Springfield (6.0 innings).
- Three scoreless starts ... 5/8 @ Springfield (5.0 innings), 6/9 @ Tulsa (7.0 innings) and 6/19 vs. Arkansas (6.0 innings).
- 4/9 @ SPR - could not pitch out of the first inning, walked 5 and allowed two runs on 37 pitches, faced 7 batters.
- 5/14 vs. WCH - piggybacked Will Klein with 4.2 innings of relief and five strikeouts ... first of two outings without a walk.
- NAMED THE TEXAS LEAGUE PITCHER OF THE WEEK on June 13 after throwing 7-inning complete game shutout in 2nd game of doubleheader @ Tulsa on 6/9 ... first time in career pitching past the sixth, retired the last eight hitters he faced and 11 of the last 12, only needing five pitches for a 1-2-3 seventh inning to end the night.
- Pitched 6.0 innings and struck out at least six twice back-to-back starts against Arkansas, 6/14 and 6/19 ... on 6/19, threw third scoreless outing of the season and earned third straight win, facing the minimum through 2 outs in the fourth and retired the last four he faced, only walked two and allowed three hits, with a double play in the first inning.
- 7/9 vs. TUL - made his 4th quality start of the year, allowed three runs on five hits and struck out eight.
- 7/23 vs. SPR - made his 5th quality start of the year, allowed one earned run over 6.0 innings and tied a career-high with 10 strikeouts.
- 7/29 @ WCH - threw his team-best 6th quality start, earned his fifth win of the year with six innings of one-run ball, struck out five and tied a career high facing 26 batters.
- 8/5 vs. TUL, allowed season-high 10 hits, tied season-high with eight runs allowed (seven earned) ... threw 2.0 scoreless innings to start, surrendered five runs in third ... set career-highs with 29 batters faced, 99 pitches in no-decision.
- LAST OUTING - 8/11 @ ARK, allowed three earned runs in 5.0 innings, tied season/career-high with five walks and struck out three, lowest strikeout total since May ... next start was skipped in last week's series vs. San Antonio.

CAREER NOTES

- Spent the year with Quad Cities (A+), where he was named the River Bandits' Pitcher of the Year ... across 22 starts, went 6-4 with a 3.75 ERA (39 ER in 93.2 IP), while striking out 127 ... appeared twice in the High-A Central All-Star team, as the league's Pitcher of the Year and the left-handed starting pitcher representative on the All-Star team.
- His 127 strikeouts ranked as the most in the Royals' organization, while 22 games started was tied for second and 93.2 innings ranked seventh ... among Royals minor league pitchers who threw at least 90.0 innings, ranked first with 12.20 K/9 and a 32.3% K% ... his 3.75 ERA was fourth, while a .220 opponents' batting average and 1.21 WHIP both placed third in the system among qualified pitchers.
- Among all pitchers at High-A in 2021, only one struck out more batters ... tied for the High-A Central lead in strikeouts, tied for third in games started ... also ranked first in the league in K/9, K% and placed 13th in innings pitched.
- Allowed two runs or less in 15 of 22 starts, with five scoreless starts (all 5.0 innings or more).
- Started Game 2 of the High-A Central Championship Series on 9/22 against Cedar Rapids for the River Bandits ... threw 3.2 scoreless innings, allowing just two hits and one walk while striking out four in a 6-0 win over the Kernels.

2019

- Spent his first season in pro ball with Idaho Falls (R) in the Pioneer League ... pitched in 13 games (11 starts) and went 3-4 with a 5.59 ERA (29 ER in 46.2 IP), while striking out 44 batters.
- Did not allow an earned run in the first four games (11.0 innings) of his career, a four-outing (two start) span between 6/17 and 7/3, striking out nine batters along the way.
- Pitched twice for the Chukars in the Pioneer League playoffs, including 4.0 scoreless, no-hit innings of relief to earn the win in Game 2 of the Pioneer League Championship Series on 9/14 at Ogden.

COLLEGE (COASTAL CAROLINA, 2017-2019)

- Attended Coastal Carolina University, where he pitched in 49 games (35 starts) across three seasons with the Chanticleers (Sun Belt Conference) and went 14-6 with a 5.04 ERA (99 ER in 176.2 IP) with 187 strikeouts.
- Held opponents to a .258 batting average for his career, which ranks 25th all-time in CU's career record books ... his career average of 9.53 K/9 IP ranks eighth all-time, his 14 career wins are tied for the 31st-most wins in school history.

MISCELLANEOUS

- Graduated from Warren Hills High School (N.J.) in 2016, where he had a 0.74 ERA and 64 strikeouts in 47.1 innings as a senior ... threw 9.0 no-hit innings with 16 strikeouts in a game that year, but got a no-decision in his school's 1-0 loss in 11 innings ... led his team in stolen bases his senior year of high school (12).
- Favorite teams are the New York Giants (NFL) & Brooklyn Nets (NBA) ... enjoys playing golf, basketball and video games.

MINOR LEAGUE CAREER

SEASON	TEAM	W	L	ERA	G	GS	CG	SHO	SV	SVO	IP	H	R	ER	HR	HB	BB	IBB	SO	WHIP	AVG	AB	WP	BK	GIDP	TBF	NP-S										
2019	Idaho Falls (R)	3	4	5.59	13	11	0	0	1	1	46.2	65	35	29	6	3	13	0	44	1.67	.323	201	4	0	3	219	822-516										
2020											Did not play (no minor league season)																										
2021	Quad Cities (A+)	6	4	3.75	22	22	0	0	0	0	93.2	76	46	39	11	10	37	0	127	1.21	.222	342	9	0	7	393	1577-1027										
2022	NW Arkansas (AA)	5	8	6.42	21	20	1	1	0	0	95.1	104	76	68	21	8	55	0	103	1.67	.271	384	3	0	7	448	1680-1015										
TOTALS (3 MILB SEASONS)		14	16	5.19	56	53	1	1	1	1	235.2	245	157	136	38	21	105	0	274	1.49	.264	927	16	0	17	1060	4079-2558										

Did not play (no minor league season)

SEASON / CAREER HIGHS

SEASON	CAREER
6/9/2022 @ Tulsa 7.0	INNINGS PITCHED 7.0
8/5/2022 vs. Tulsa 10	HITS ALLOWED 12
Last: 8/5/2022 vs. Tulsa 8, 2x	RUNS ALLOWED 9
7/2/2022 @ Amarillo 8	EARNED RUNS ALLOWED 8, 2x
7/2/2022 @ Amarillo 4	HOME RUNS ALLOWED 4, 2x
Last: 8/11/2022 @ Arkansas 5, 2x	WALKS ALLOWED 5, 2x
Last: 7/23/2022 vs. Springfield 10, 2x	STRIKEOUTS 10, 3x
8/5/2022 vs. Tulsa 29	BATTERS FACED 29
8/5/2022 vs. Tulsa 99	PITCHES THROWN 99
6/14/2022 to 6/26/2022 13.0 IP	SCORELESS STREAK 14.0 IP 8/17/2021 to 9/4/2021

VENEZIANO 2022 RUN SUPPORT (STARTS ONLY)

RUNS SCORED	0	1	2	3	4	5	6	7	8	9	10+
Games	4	3	5	2	1	1	2	1	1	1	1
PLAYER W-L	0-4	0-3	2-1	1-0	0-0	0-0	1-0	1-0	1-0	0-0	0-0
Team W-L	0-4	0-3	3-2	2-0	1-0	0-1	1-1	1-0	1-0	1-0	1-0

2022 GAME-BY-GAME (NORTHWEST ARKANSAS, AA)

DATE	OPPONENT	RES	LEFT GAME	DEC	IP	H	R	ER	HR	HB	BB	SO	BF	NP-S
4/9	@ Springfield	L, 14-11	Bottom 1st, losing 2-0	L	0.2	0	2	2	0	0	5	0	7	37-16
4/15	vs. Wichita	L, 4-2	End 3rd, losing 3-0	L	3.0	6	4	4	1	0	3	2	17	72-37
4/21	@ Frisco	L, 12-2	Bottom 3rd, losing 7-1	L	2.2	8	7	7	2	0	2	3	18	63-39
4/27	vs. Amarillo	W, 12-6	End 5th, winning 9-1	W	5.0	6	3	3	1	0	1	2	22	77-52
APRIL		12.71/ ERA/2.74 WHP/385 AVG		1-3	11.1	20	16	16	4	0	11	7	64	249-144
5/3	@ Springfield	L, 12-5	Bottom 2nd, losing 5-0	L	1.2	4	5	5	0	0	4	2	13	62-33
5/8	@ Springfield	W, 9-5	End 5th, leading 4-0	-	5.0	2	0	0	0	0	3	3	18	67-38
5/14	vs. Wichita *	L, 7-6	End 6th, tied 6-6	-	4.2	5	2	2	1	0	0	5	19	70-46
5/22	@ Arkansas	W, 10-5	Bottom 5th, winning 10-2	-	4.1	5	2	2	1	0	3	3	21	88-52
5/28	@ Midland	W, 9-7 (10)	End 5th, losing 5-4	-	5.0	6	5	5	3	0	4	5	24	90-54
MAY		6.10 ERA/1.74 WHP/272 AVG		0-1	20.2	22	14	14	5	0	14	18	95	377-223
6/3	vs. Corpus Christi	L, 5-4	End 5th, winning 3-1	-	5.0	3	1	1	0	0	3	10	21	86-52
6/9 G2	@ Tulsa	W, 3-0 (7)	End 7th, won 3-0	W	7.0	3	0	0	0	2	1	5	26	79-46
6/14	vs. Arkansas	W, 7-5	Top 7th, winning 7-2	W	6.0	4	3	3	2	1	1	7	25	93-61
6/19	vs. Arkansas	W, 4-0	End 6th, winning 4-0	W	6.0	3	0	0	0	0	2	6	22	82-44
6/26	vs. Springfield	L, 8-2	End 3rd, losing 7-0	L	3.0	5	7	7	0	1	4	4	19	75-44
JUNE		3.67 ERA/1.63 WHP/260 AVG		3-1	27.0	18	11	11	2	4	11	32	113415-247	
7/2	@ Amarillo	L, 13-12	Bottom 4th, losing 8-6	-	3.1	6	8	8	4	1	3	5	19	79-41
7/9	vs. Tulsa	W, 6-3	End 6th, tied 3-3	-	6.0	5	3	3	1	0	2	8	25	92-61
7/14	@ Corpus Christi	L, 16-3	Bottom 6th, losing 3-1	L	5.0	8	5	4	0	2	0	8	25	84-56
7/23	vs. Springfield	L, 7-4	End 6th, losing 5-1	L	6.0	3	5	1	2	0	3	10	25	97-63
7/29	@ Wichita	W, 3-2	End 6th, winning 3-1	W	6.0	5	1	1	1	1	2	5	26	93-58
JULY		5.81 ERA/1.41 WHP/255 AVG		1-2	26.1	27	22	17	8	4	10	36	120445-279	
8/5	vs. Tulsa	L, 12-9	End 5th, losing 8-7	-	5.0	10	8	7	2	0	4	7	29	99-64
8/11	@ Arkansas	L, 6-4	End 5th, losing 5-3	L	5.0	7	5	3	0	0	5	3	27	95-58

* Indicates Relief Appearance

2022 VENEZIANO BATTED BALL STATISTICS

BABIP	GB/FB	LD%	GB%	FB%	IFFB%	HR/FB	Pull%	Cent%	Oppo%	SwStr%
.318	0.74	19.8%	34.2%	46.0%	11.7%	16.4%	42.9%	26.2%	30.9%	13.4%

VENEZIANO vs. SPRINGFIELD IN 2022

W	L	ERA	G	GS	CG	SHO	GF	HLD	SV	SVO	IP	H	R	ER	HR	HB	BB	IBB	SO	WHIP	AVG
0	4	8.27	5	5	0	0	0	0	0	0	16.1	14	19	15	2	1	19	0	19	2.02	.226

VENEZIANO vs. SPRINGFIELD HITTERS IN 2022

PLAYER	AVG	AB	H	2B	3B	HR	RBI	BB	SO	PLAYER	AVG	AB	H	2B	3B	HR	RBI	BB	SO
Baldoquin, R	.1000	1	1	0	0	0	0	0	0	Pérez, D	.0000	3	0	0	0	0	0	0	1
Davis, J	.0000	2	0	0	0	0	0	0	1	Pinder, C	.0000	2	0	0	0	0	0	0	2
Dunn, N	.3333	3	1	0	0	0	0	1	1	Raposo, N	.8000	5	4	2	0	2	8	0	0
Gómez, M	.0000	5	0	0	0	0	0	1	2	Redmond, C	.3333	3	1	0	0	0	1	1	1
Koperniak, M	.2000	5	1	0	0	0	2	2	0	Robinson, E	.0000	2	0	0	0	0	0	0	1
Lopez, I	.5000	2	1	0	0	0	0	0	0	Rodriguez, J	.0000	2	0	0	0	0	0	0	5
Lott, T	.0000	2	0	0	0	0	0	2	1	Toerner, J	.0000	4	0	0	0	0	0	0	3
Nunez, M	.2000	5	1	1	0	0	2	2	2	Walker, J	.2500	8	2	2	2	0	0	2	3
Pages, P	.5000	2	1	1	0	0	2	0	1	Winn, M	.1667	6	1	0	0	0	0	2	0



PLAYER

13 C.J.
ELDRED

RHP • R/R • 6'2" • 225 lbs • 5/6/1995 (27)
Signed 8/7/2017 as an Undrafted Free Agent (U. of Iowa)
Born: Milwaukee, Wisconsin • Resides: Mount Vernon, Iowa

18 ALEC
MARSH

RHP • R/R • 6'3" • 220 lbs • 5/14/1998 (24)
2019 MLB Draft – Round 2, 70th Overall (Arizona State)
Born: Waukesha, Wisc. • Resides: Milwaukee, Wisc.

22 STEPHEN
WOODS JR.

RHP • R/R • 6'1" • 200 lbs • 6/10/1995 (27)
Traded from Tampa Bay – 7/21/2020
Born: New Hyde Park, N.Y. • Resides: Huntington Station, N.Y.

28 T.J.
SIKKEMA

LHP • L/L • 6'0" • 221 lbs • 7/25/1998 (24)
Traded from New York (AL) – 7/25/2022
Born: Clinton, Iowa • Resides: DeWitt, Iowa

31 EMILIO
MARQUEZ

LHP • L/L • 5'8" • 170 lbs • 4/28/1998 (24)
Signed 3/4/2018 as an International Free Agent
Born: Upata, Venezuela • Resides: Bolivar, Venezuela

32 ANTHONY
VENEZIANO

LHP • L/L • 6'6" • 200 lbs • 9/1/1997 (24)
2019 MLB Draft – Round 10 (Coastal Carolina)
Born/Resides: Hackettstown, New Jersey

33 WILL
KLEIN

RHP • R/R • 6'5" • 230 lbs • 11/28/1999 (22)
2020 MLB Draft – Round 34 (Lee's Summit North HS)
Born: Maryville, Tennessee • Resides: Bloomington, Indiana

34 ANDREW
HOFFMANN

RHP • R/R • 6'5" • 205 lbs • 2/2/2000 (22)
Traded from Atlanta – 7/11/2022
Born: Joliet, Illinois • Resides: Plainfield, Illinois

35 NATE
WEBB

RHP • R/R • 6'2" • 215 • 8/20/1997 (25)
2016 MLB Draft – Round 34 (Lee's Summit North HS)
Born: Kansas City, MO • Resides: Lee's Summit, MO

39 KASEY
KALICH

RHP • R/R • 6'32" • 225 lbs • 4/25/1998 (24)
Traded from Atlanta – 7/30/2021
Born/Resides: Victoria, Texas

40 JON
BOWLAN

RHP • R/R • 6'6" • 240 • 12/1/1996 (25)
2018 MLB Draft – Round 2 (University of Memphis)
Born/Resides: Arlington, Tennessee

41 ZACH
HAAKE

RHP • R/R • 6'4" • 186 • 10/8/1996 (25)
2018 MLB Draft – Round 6 (University of Kentucky)
Born: Belleville, Illinois • Resides: Breese, Illinois

45 YEFRÍ
DEL ROSARIO

RHP • R/R • 6'2" • 180 lbs • 9/23/1999 (22)
Signed 12/5/2017 as a Minor League Free Agent
Born/Resides: Miches, Dominican Republic

55 JONAH
DIPOTO

RHP • R/R • 6'1" • 225 • 9/3/1996 (25)
2019 MLB Draft – Round 35 (University of Calif. San Diego)
Born: Queens, New York • Resides: San Diego, California

QUICK NOTES

- 2022: Began the season on NWA 60-Day IL after having surgery on his right foot in March ... sent on rehab assignment to ACL Royals (R) on 8/2, activated 8/23 ... in five rehab games, struck out nine with 4.50 ERA (5 ER in 10.0 IP).
- 2021: Pitched in 16 games (5 starts) between the ACL Royals (R), Columbia (A), Quad Cities (A+) and NW Arkansas (AA) and combined to 5-1 with a 6.20 ERA (37 ER in 53.2 IP) and 60 strikeouts ... assigned to NWA on 9/2 and threw a pair of 3.0-inning scoreless outings with 10 combined strikeouts in his first two Double-A games.
- 2018: Is the on of Royals pitching coach Cal Eldred ... worked out with former Iowa teammate Tyler Croyley in 2020, which led to Croyley getting signed by the Royals.

4SFB, CB, CH | CONSECUTIVE BATTERS RETIRED: 0

SCORELESS STREAK: 2.1 IP (8/24/2022)

- Ranked by MLB Pipeline as the No. 23 Royals prospect ... Ranked by *Baseball America* as the No. 13 Royals prospect
- 2022: Struck out 8 or more in five straight starts, including 10 strikeouts in back-to-back starts May 19 @ ARK and May 24 @ MID ... 2nd in Texas League and 4th in Double-A with 129 strikeouts, 5 away from tying Nationals' single-season record ... 171 strikeouts in two seasons with NWA ranks 10th all-time ... Royals representative at the 2022 All-Star Futures Game, only member of either team that did not appear in the game ... on the development list from 8/12 to 8/17.
- 2021: Broke camp with NW Arkansas (AA) and made six starts for the Nationals, before missing the rest of the year with an injury ... went 1-3 with a 4.97 ERA (14 ER in 25.1 IP) with 42 strikeouts (14.92 K/9) ... over his first 8.1 Double-A innings: 8.1 hitless and scoreless innings, named first ever Double-A Central Pitcher of the Week.

4SFB, SL, CV, CH | CONSECUTIVE BATTERS RETIRED: 2 (8/18/2022)

SCORELESS STREAK: 4.0 IP (8/18/2022)

- 2022: 14 of 30 outings this year have been scoreless, including 12 of his last 18 games ... promoted to Omaha (AAA) on 7/12, returned to NWA 7/19 ... pitched in one Triple-A game, 7/17 @ Rochester and struck out two in a scoreless inning.
- 2021: Spent the entire season with NW Arkansas (AA), beginning the season as a starting pitcher and finishing the year as a reliever ... in 22 games (7 starts, 15 relief appearances), went 5-7 with a 7.42 ERA (39 ER in 47.1 IP), while walking 45 and striking out 48.
- 2018-19: Missed 2018 due to injury, went 9-3 in 2019 ... selected by Kansas City with the fourth overall pick in the Rule 5 Draft (12/12/2019).
- 2016-17: Played two seasons in the Giants organization, reaching Class-A, traded to Tampa Bay December 20 in the 38 Evan Longoria deal.

4SFB, SL, CB, CH | CONSECUTIVE BATTERS RETIRED: 1 (8/23/2022)

SCORELESS STREAK: 4.1 IP (8/17/22 to 8/23/22)

- Ranked by MLB Pipeline as the No. 20 Royals prospect ... Ranked by *Baseball America* as the No. 25 Royals prospect
- 2022: Began the season with the Hudson Valley Renegades (A+) in the South Atlantic League, traded with 2 other pitchers to Kansas City from the New York Yankees on 7/27, assigned to NW Arkansas 7/29 ... made 11 appearances (10 starts) in High-A and went 1-1 with a 2.48 ERA (10 ER in 36.1 IP), while striking out 54 and walking just 9 (6.00 K/BB) ... after beginning the season on the IL, made his debut on 5/8, his first appearance in 1,022 days.
- 2019-2021: Drafted by the Yankees with the 38th overall pick in the 1st round of the 2019 MLB Draft (Competitive Balance Round A) and made his pro debut in 2019 with Staten Island (A-), allowing 1 ER over 10.2 IP (0.84 ERA) with 1 BB and 13 K in four starts ... missed all of 2021 with a lat injury.

4SFB, 2SFB, SL, CH | CONSECUTIVE BATTERS RETIRED: 3 (8/20/2022)

SCORELESS STREAK: 1.1 IP (8/20/2022)

- 2022: Assigned to NWA from Quad Cities (A+) on 7/14, back to QC on 7/19 and NWA on 8/18 ... has made 25 appearances outside of the Nationals, 24 with the River Bandits & 1 in Omaha (AAA) ... with QC, went 10-2 with a 2.88 ERA (21 ER in 60.2 IP) with 79 strikeouts, 15 walks ... Midwest League Pitcher of the Week 7/3/22 ... made Double-A debut 7/15 @ CC, threw 3.1 scoreless innings after entering game in the first inning.
- 2021: Pitched in 25 games (7 starts) between Columbia (A), Quad Cities (A+) & Omaha (AAA), going a combined 7-1 with a 3.26 ERA (28 ER in 77.1IP) ... named Columbia's Pitcher of the Year, went 6-1 with a 1.86 ERA (13 ER in 63.0 IP) and 87 strikeouts in 20 outings (5 starts) ... among Low-A East pitchers (min 60.0 IP), tied for the lead in WHIP (0.83).
- 2019: Surprise (R) Pitcher of the Year after ranking tied for third in the Arizona League with 63 strikeouts (12.2 K/9), before being promoted to Lexington (A) for his final start.

4SFB, CB, SL, CH | CONSECUTIVE BATTERS RETIRED: 1 (8/21/2022)

SCORELESS STREAK: 3.0 IP (8/21/2022)

- 2022: 20 of 21 outings have been starts ... leads team with SIX quality starts ... pitched 5.0 scoreless on 5/8 @ SPR ... did not issue walk for first time on 5/14 vs. WCH, in 4.2 IP of relief ... pitched past 6.0 innings for first time in his career 6/9 @ TUL, with 7-inning CG shutout.
- 2021: Named Quad Cities (A+) Pitcher of the Year ... across 22 starts, went 6-4 with a 3.75 ERA (39 ER in 93.2 IP), while striking out an organization-best 127 and walking just 37 ... named the High-A Central Pitcher of the Year and All-Star left-handed starting pitcher.

4SFB, SL, CH | CONSECUTIVE BATTERS RETIRED: 1 (8/11/2022)

SCORELESS STREAK: 2.2 IP (8/11/2022)

- 2022: Started the season on Injured List with shin splints, assigned to NWA on 5/14 ... began the season with three short starts, moved to bullpen 6/2 ... first scoreless outing on 6/7 @ Tulsa, struck out side in 7th inning, added 4th strikeout in 8th inning ... 7 of 22 relief appearances have been scoreless.
- 2021: Named an MLB.com Organization All-Star and MLB Pipeline's Royals' Pitching Prospect of the Year ... pitched 6.36 games out of the bullpen for Quad Cities, went 7-1 with four saves and a 3.58 ERA, with 121 strikeouts in 70.1 IP ... among minor league pitchers who threw 70.0 innings, ranked 1st with 15.48 K/9 and 40.9% strikeout %.

4SFB, CB, CH | CONSECUTIVE BATTERS RETIRED: 0

SCORELESS STREAK: 0.0 IP

- Ranked by MLB Pipeline as the No. 18 Royals prospect ... Ranked by *Baseball America* as the No. 15 Royals prospect
- 2022: Began the season with the Rome Braves (A+) in the South Atlantic League ... made 15 starts in High-A and went 7-2 with a 2.36 ERA (21 ER in 80.0 IP), while striking out 90 and walking just 21 (4.29 K/BB) ... 13 of his 15 starts with Rome were at least 5.0 IP, including seven starts of 6.0 innings or more ... traded with 2 others players to Kansas City from Atlanta on 7/11, assigned to NW Arkansas.
- 2021: Drafted by Atlanta in the 12th round of the 2021 MLB Draft out of the University of Illinois ... made seven starts for Augusta (A) and went 2-2 with a 2.73 ERA (9 ER in 29.2 IP), while striking out 37 and walking eight (4.63 K/BB).

4SFB, 2SFB, SL, CH | CONSECUTIVE BATTERS RETIRED: 1 (8/19/2022)

SCORELESS STREAK: 0.1 IP (8/19/2022)

- 2022: Opened the season on NWA roster, did not appear in a game ... placed on IL 4/12, activated 6/30 ... 4 rehab games with ACL Royals: 7 K in 4.2 IP ... 4 of 12 Nationals appearances have been scoreless, has allowed 1 earned run or less in 8 of 12.
- 2021: Between Columbia (A) and Quad Cities (A+), went 4-3 across 35 games with a 3.94 ERA (26 ER in 59.1 IP) and 89 strikeouts ... his five saves were tied for sixth in the system, while 37.7% K% ranked 3rd (min. 50 IP) ... added to Kansas City's 40-man roster on Nov. 19, 2021.
- 2018: Was on the Kansas City Royals grounds crew as a high schooler in 2014 and 2015, and was given a World Series ring.

4SFB, SL, CH | CONSECUTIVE BATTERS RETIRED: 4 (8/21/2022)

SCORELESS STREAK: 2.0 IP (8/21/2022)

- 2022: Assigned to NWA on 8/12 from Quad Cities (A+) ... made one appearance for Omaha (AAA) on 6/1, pitched in 25 games for the River Bandits with a 2.65 ERA (10 ER in 34.0 IP), 3rd in the Midwest League with nine saves (in 15 tries) ... didn't allow an earned run in his last 12 games, 15.1 innings in High-A.
- 2021: Traded by Atlanta to Kansas City in exchange for Jorge Soler on 7/30 ... before the trade, pitched in 20 games with Rome (A+) and had a 3.26 ERA (11 ER in 30.1 IP) and 35 strikeouts ... made 14 relief appearances with Quad Cities (A+), went 2-2 with a 4.12 ERA (9 ER in 19.2 IP) and 23 strikeouts to just six walks ... five scoreless outings 8/15 - 9/1.
- 2019: Drafted by Atlanta in the 4th round of the Texas A&M, where he was teammates with Asa Lacy ... made his pro debut with the GCL Braves, then pitched in 13 games, 13 games Rome (A) and went 1-1 with a 1.31 ERA (3 ER in 20.2 IP) and 22 strikeouts.

4SFB, SL, CH | CONSECUTIVE BATTERS RETIRED: 1 (8/19/2022)

SCORELESS STREAK: 0.1 IP (8/19/2022)

- Ranked by MLB Pipeline as the No. 13 Royals prospect ... Ranked by *Baseball America* as the No. 8 Royals prospect
- 2022: Assigned to NW Arkansas 7/26 after seven starts with the ACL Royals (R) and one with Quad Cities (A+) ... across eight rehab games, went 0-1 with a 4.24 ERA (11 ER in 23.1 IP) and 32 strikeouts with five walks.
- 2021: Broke camp with NW Arkansas (AA) and started four games for the Nationals, going 2-0 with a 1.59 ERA (3 ER in 17.0 IP) ... exited his start 5/23 in SPR after striking out two and throwing 10 pitches ... missed the rest of the season after undergoing Tommy John surgery the first week of June ... added to KC's 40-man roster on 11/19/21.
- 2019: Threw the second no-hitter in Wilmington (A+) history on 7/15, with nine strikeouts and no walks on 98 pitches (63 strikes).

4SFB, SL, CH, CB | CONSECUTIVE BATTERS RETIRED: 1 (8/21/2022)

SCORELESS STREAK: 2.2 IP (8/21/2022)

- 2022: Began the season with NW Arkansas and pitched in three games, before being placed on the Injured List 4/23 ... began rehab assignment with the ACL Royals (R) on 6/9 and Quad Cities (A+) on 6/16, total of 6 rehab games (5 starts), 16.1 IP and 19 K ... activated from Injured List 7/6 ... 6 of 13 appearances have been scoreless this year, including 3. 0 innings on each 8/10 and 8/14 @ ARK ... made first Double-A start 8/23 vs. SPR, 3.2 IP.
- 2021: Assigned to Quad Cities (A+) to begin the season and pitched for the River Bandits for the first two months, before missing six weeks with an oblique injury ... in 15 games (14 starts), went 4-1 with a 3.35 ERA (20 ER in 53.2 IP), striking out 58 ... assigned to the Surprise Saguaros of the Arizona Fall League and pitched in six games (five starts) and went 1-1 with a 6.61 ERA (12 ER in 16.1 IP) while striking out 14.

4SFB, SL, CH | CONSECUTIVE BATTERS RETIRED: 0

SCORELESS STREAK: 0.0 IP

- Ranked by *Baseball America* as the No. 21 Royals prospect
- 2022: Did not allow a run across first four games and 11.1 IP of season ... 16 of 35 appearances have been scoreless ... on the development list from July 9 to July 22 ... leads the team with five saves.
- 2021: Spent the entire season with Northwest Arkansas, pitching in 26 games (11 starts) and going 2-4 with a 5.99 ERA (47 ER in 70.2 IP) ... ranked third on the Nationals pitching staff in strikeouts (70.2), and fifth in both games pitched and games started.
- 2019: Did not pitch due to injury ... had a nerve issue in his right bicep, only treatment was rest.

4SFB, 2SFB, SL, CH | CONSECUTIVE BATTERS RETIRED: 2 (8/23/2022)

SCORELESS STREAK: 3.2 IP (8/14/22 to 8/23/22)

- 2022: Pitched a scoreless Cactus League inning with a strikeout on 3/29 against his dad's Seattle Mariners ... his 12.06 K/9 ranks third among Royals minor league pitchers with at least 50.0 IP, while 28.0% K% and .215 opponents' batting average rank fifth ... 20 of 36 appearances have been scoreless.
- 2021: Pitched 22 games for Quad Cities, went 1-0 with eight saves (in 10 chances) and a 3.19 ERA (11 ER in 31.0 IP) and 39 strikeouts ... eight saves ranked tied second in the Royals system ... 15 of his 22 outings were scoreless, only allowing more than one run three times.
- MISC: Full name is Jonah Seaver Dipoto, after Tom Seaver ... father Jerry Dipoto is currently the President of Baseball Operations for the Seattle Mariners, formerly their GM.

SI, 4SFB, SL, CH | CONSECUTIVE BATTERS RETIRED: 0

SCORELESS STREAK: 0.1 IP (8/24/2022)

CAREER HIGHS

IP	7.0	(2x) Last: 8/5/18 vs. Grand Junction
K	7	(3x) Last: 7/22/21 vs. ACL Padres
BB	3	(2x) Last: 8/1/21 @ Charleston
H	9	(6x) Last: 9/17/21 vs. Springfield
R	9	(2x) Last: 7/18/18 @ Helena
NP	89	(2x) Last 9/4/18 vs. Ogden
IP	6.1	5/31/22 vs. Corpus Christi
K	11	5/14/21 vs. Tulsa
BB	6	7/10/22 vs. Tulsa
H	10	6/11/22 @ Tulsa
R	8	6/11/22 @ Tulsa
NP	98	(2x) Last: 6/11/22 @ Tulsa
IP	7.0	(2x) Last: 6/18/17 vs. Asheville
K	10	5/21/17 @ Charleston
BB	5	(6x) Last: 6/30/21 @ Springfield
H	10	6/18/21 @ San Antonio
R	7	6/18/21 @ San Antonio
NP	96	6/12/17 vs. Greenville
IP	5.1	7/16/22 vs. Greenville
K	11	7/10/22 @ Jersey Shore
BB	4	8/9/22 @ Arkansas
H	6	6/12/22 vs. Jersey Shore
R	7	8/9/22 @ Arkansas
NP	71	7/16/22 vs. Greenville
IP	5.0	(4x) Last: 8/25/21 vs. Wisconsin
K	10	8/16/19 @ AZL Mariners
BB	3	(2x) Last: 6/22/22 @ Wisconsin
H	7	(2x) Last: 8/25/21 vs. Wisconsin
R	6	(2x) Last: 6/12/22 vs. Indianapolis
NP	75	8/25/21 vs. Wisconsin
IP	7.0	6/9/22 @ Tulsa
K	10	(3x) Last: 7/32/22 vs. Springfield
BB	5	4/9/22 @ Springfield
H	12	7/29/19 vs. Missoula
R	9	7/29/19 vs. Missoula
NP	99	8/5/22 vs. Tulsa
IP	3.0	(5x) Last: 8/12/21 vs. Beloit
K	6	(5x) Last: 8/12/21 vs. Beloit
BB	5	(2x) Last: 6/22/22 vs. Corpus Christi
H	5	5/21/22 @ Arkansas
R	6	7/12/22 @ Corpus Christi
NP	56	7/1/21 vs. Cedar Rapids
IP	7.0	(3x) Last: 6/16/22 @ Asheville
K	10	4/21/22 @ Bowling Green
BB	4	(2x) Last: 7/22/22 vs. Springfield
H	8	(3x) Last: 7/22/22 vs. Springfield
R	5	(4x) Last: 8/19/22 vs. San Antonio
NP	97	7/22/22 vs. Springfield
IP	7.0	(2x) Last: 8/2/19 vs. Billings
K	10	(3x) Last: 8/2/19 vs. Billings
BB	5	6/24/18 @ Orem
H	10	8/20/17 @ Bluefield
R	11	8/20/17 @ Bluefield
NP	103	7/8/17 @ Danville
IP	3.0	(3x) Last: 7/13/22 vs. Great Lakes
K	4	(5x) Last: 5/8/22 @ Cedar Rapids
BB	3	(3x) Last: 5/14/22 vs. Wisconsin
H	5	7/10/21 vs. Bowling Green
R	5	7/10/21 vs. Bowling Green
NP	44	5/14/22 vs. Wisconsin
IP	9.0	7/16/19 vs. Carolina
K	12	7/11/22 vs. ACL Dodgers
BB	4	8/14/18 @ Billings
H	12	7/21/18 @ Missoula
R	7	(2x) Last: 7/21/18 @ Missoula
NP	98	(3x) Last: 8/1/19 vs. Fayetteville
IP	6.0	(3x) Last: 6/18/21 vs. Wisconsin
K	12	4/27/19 vs. Greenville
BB	6	6/23/19 vs. Greenville
H	9	5/26/21 @ Dayton
R	6	8/12/21 vs. Hickory
NP	95	4/27/19 vs. Greenville
IP	7.0	8/30/18 vs. Augusta
K	9	8/30/18 vs. Augusta
BB	5	(2x) Last: 8/1/21 vs. Wichita
H	8	6/22/18 vs. Charleston
R	8	6/22/18 vs. Charleston
NP	95	6/22/18 vs. Asheville
IP	3.0	(4x) Last: 5/16/21 vs. Cedar Rapids
K	6	5/16/21 vs. Cedar Rapids
BB	4	(2x) Last: 4/8/22 @ Springfield
H	4	(2x) Last: 6/15/22 vs. Arkansas
R	3	(5x) Last: 7/28/22 @ Wichita
NP	46	6/4/22 vs. Corpus Christi



NATURALS RELIEVERS

PITCHER	LAST APPEARANCE (NWA)
13 Eldred, C.J.	TUE 8/23 vs. Springfield (2.1 IP)
22 Woods Jr., Stephen	TUE 8/23 vs. Springfield (2.0 IP)
31 Márquez, Emilio	SUN 8/21 vs. San Antonio (3.0 IP)
33 Klein, Will	WED 8/24 vs. Springfield (0.1 IP)
35 Webb, Nate	SUN 8/21 vs. San Antonio (3.0 IP)
39 Kalich, Kasey	FRI 8/19 vs. San Antonio (1.1 IP)
45 Del Rosario, Yefri	TUE 8/23 vs. Springfield (1.0 IP)
55 Dipoto, Jonah	WED 8/24 vs. Springfield (1.2 IP)
38 Biasi, Dante	SUN 8/7 vs. Tulsa (2.0 IP)
Brentz, Jake	WED 6/22 vs. Springfield (0.0 IP)
Capps, Holden	SAT 6/25 vs. Springfield (1.2 IP)
51 Chamberlain, Christian	SAT 8/6 vs. Tulsa (2.0 IP)
Cosby, Christian	THU 6/16 vs. Arkansas (1.0 IP)
41 Haake, Zach	FRI 8/19 vs. San Antonio (2.2 IP)
21 Lacy, Asa	THU 8/18 vs. San Antonio (1.0 IP)
Peacock, Matt	WED 6/15 vs. Arkansas (1.0 IP)
27 Pennington, Walter	WED 8/17 vs. San Antonio (2.0 IP)
Phillips, Zack	SUN 7/10 vs. Tulsa (1.0 IP)
Skoglund, Eric	FRI 7/15 @ Corpus Christi (2.2 IP)
Smith, Patrick	THU 5/12 vs. Wichita (0.1 IP)
Sotillet, Andres	SAT 7/23 vs. Springfield (1.1 IP)
Speier, Gabe	WED 6/15 vs. Arkansas (1.0 IP)
32 Veneziano, Anthony	SAT 5/14 vs. Wichita (4.2 IP)
Willemann, Zach	THU 5/26 @ Midland (2.0 IP)

ENTRANCE SITUATION

LEAD	TRAIL	TIED
1	-	-
13	18	2
1	2	-
7	16	-
4	8	1
1	2	-
15	18	2
9	26	1
5	2	-
2	-	-
6	8	2
5	9	1
1	4	1
4	6	2
3	4	1
1	-	-
7	16	5
3	13	1
-	2	2
1	1	1
12	6	1
1	-	-
9	5	2
111	167	25

INNING ENTERING THE GAME

1	2	3	4	5	6	7	8	9	10+
-	-	-	1	-	-	-	-	-	-
-	-	2	2	5	4	12	5	3	-
1	-	-	-	1	1	-	-	-	-
-	-	-	-	4	5	9	5	-	-
-	-	-	1	1	3	4	3	1	-
-	-	-	-	2	1	-	-	-	-
-	-	1	2	1	6	5	12	8	-
-	-	-	1	-	8	9	14	4	-
-	2	-	-	3	1	-	-	-	-
-	-	-	-	1	1	-	-	-	-
-	-	1	3	6	2	1	2	-	-
-	-	2	-	6	4	2	1	-	-
-	1	-	1	2	2	-	-	-	-
-	-	1	4	2	3	2	-	-	-
-	-	-	3	3	2	-	-	-	-
-	-	-	-	-	1	-	-	-	-
-	1	2	4	4	5	5	1	1	-
1	1	2	-	3	4	2	2	1	1
-	-	2	-	2	-	-	1	-	1
-	-	-	1	1	-	2	11	4	-
-	-	-	-	-	1	-	-	-	-
-	1	-	-	-	-	-	-	-	-
-	-	-	-	-	-	1	8	6	1
2	6	9	20	35	60	65	71	31	4

INHERITED RUNNERS

BR INHER.	BR SCORE	% SCORE
1	1	100.0%
17	5	29.4%
3	2	66.7%
4	2	50.0%
19	10	52.6%
2	0	0.0%
26	6	23.1%
35	16	45.7%
3	0	0.0%
-	-	-
10	3	30.0%
3	0	0.0%
5	4	80.0%
11	9	81.8%
-	-	-
23	9	39.1%
11	0	0.0%
2	2	100.0%
-	-	-
12	0	0.0%
-	-	-
3	1	33.3%
5	3	60.0%
195	73	37.4%

1-2-3 INNINGS

TOTAL POSSIBLE % 1-2-3		
0	2	0.0%
8	38	21.1%
2	7	28.6%
10	26	38.5%
2	10	20.0%
2	4	50.0%
11	50	22.0%
12	38	31.6%
5	19	26.3%
1	1	100.0%
4	20	20.0%
3	18	16.7%
1	8	12.5%
5	21	23.8%
1	9	11.1%
0	1	0.0%
14	42	33.3%
9	29	31.0%
2	5	40.0%
-	-	-
9	27	33.3%
0	1	0.0%
1	4	25.0%
8	20	40.0%
110	400	27.5%

STARTING PITCHER SPLITS

PITCHER	GS	W-L	TEAM W-L	R SUPPORT	SUPPORT/START
18 Marsh, Alec	21	1-12	4-17	39	1.86
32 Veneziano, Anthony	20	5-8	9-11	71	3.55
Biasi, Dante	15	3-5	9-6	46	3.07
Zerpa, Angel	13	2-5	5-8	47	3.62
Parrish, Drew	10	4-3	5-5	27	2.70
Murdoch, Noah	7	0-6	1-6	19	2.71
34 Hoffmann, Andrew	6	1-3	2-4	21	3.50
40 Bowlan, Jon	5	0-2	2-3	21	4.20
28 Sikkema, T.J.	4	0-2	2-2	8	2.00
Phillips, Zack	3	0-1	2-1	7	2.33
Klein, Will	3	0-0	2-1	7	2.33
Martinez, Marcelo	3	1-1	2-1	15	5.00
Lacy, Asa	3	0-1	2-1	11	3.67
Pennington, Walter	1	0-0	0-1	3	3.00
41 Haake, Zach	1	0-0	1-0	5	5.00
115				347	3.02

1st PITCH STRIKES

FPS	TBF	% FPS
247	447	55.3%
234	429	54.5%
149	285	52.3%
157	278	56.5%
134	215	62.3%
71	153	46.4%
76	133	57.1%
60	97	61.9%
39	71	54.9%
31	51	60.8%
15	30	50.0%
39	55	70.9%
24	51	47.1%
8	13	61.5%
4	17	23.5%
1,288	2,325	55.4%

1-2-3 INNINGS

TOTAL	POSSIBLE	% 1-2-3
24	97	24.7%
18	83	21.7%
12	61	19.7%
16	72	22.2%
28	54	51.9%
6	28	21.4%
8	26	30.8%
3	18	16.7%
3	13	23.1%
1	9	11.1%
0	3	0.0%
7	14	50.0%
3	9	33.3%
1	3	33.3%
0	3	0.0%
130	493	26.4%

NATURALS STARTERS VS. RELIEVERS

STARTERS	RELIEVERS
17-48	W-L 31-19
6.00	ERA 6.17
504.0	INNINGS 505.0
542 (89)	HITS (HR) 554 (58)
369 (336)	R (ER) 395 (346)
268	BB 335
530	K 503
1.61	WHIP 1.76
.272	AVG .278

STARTING PITCHER/CATCHER MATCHUPS

	SEBASTIAN RIVERO							LOGAN PORTER							TYLER CROPLEY							LUCA TRESH							TOTALS								
	PITCHER	GS	W-L	ERA	IP	ER	BB	SO	GS	W-L	ERA	IP	ER	BB	SO	GS	W-L	ERA	IP	ER	BB	SO	GS	W-L	ERA	IP	ER	BB	SO	GS	W-L	ERA	IP	ER	BB	SO	
18	Marsh, Alec	8	0-4	6.38	36.2	31	15	47	6	1-2	7.24	27.1	22	10	46	5	0-4	9.13	22.2	23	16	23	1	0-1	9.53	5.2	6	2	8	21	1-12	7.63	94.1	80	47	129	
32	Veneziano, Anthony	6	2-3	5.33	25.1	19	17	27	5	0-1	7.94	22.2	20	16	28	6	2-3	8.56	26.1	25	18	27	2	0-2	13.50	5.1	8	7	5	20	5-8	6.55	90.2	66	55	98	
38	Biasi, Dante	5	1-2	1.90	23.2	6	14	26	6	1-1	4.32	25.0	12	17	23	1	0-0	5.40	5.0	3	2	5	2	0-2	13.50	5.1	8	7	5	15	3-5	3.94	60.4	28	43	63	
	Zerpa, Angel	6	2-1	3.34	29.2	12	11	27	4	0-2	4.82	18.2	12	6	24	2	0-1	7.00	9.0	7	3	9	-	-	-	-	-	-	13	2-5	4.36	64.0	31	21	69		
	Parrish, Drew	4	1-1	3.32	19.0	8	7	16	3	2-1	3.16	17.1	6	4	11	-	-	-	-	-	-	-	-	-	-	-	-	-	10	4-3	2.13	55.0	13	14	48		
	Murdoch, Noah	3	0-3	9.75	12.0	13	10	8	2	0-2	14.04	8.1	13	3	9	1	0-1	3.00	6.0	2	2	4	-	-	-	-	-	-	7	0-6	9.00	30.0	30	20	25		
34	Hoffmann, Andrew	1	0-1	7.94	5.2	5	4	2	2	1-1	5.23	10.1	6	3	9	1	0-0	2.08	4.1	1	4	4	2	0-1	9.00	7.0	7	4	6	5	1-3	6.26	27.1	19	15	21	
40	Bowlan, Jon	1	0-1	7.71	4.2	4	1	3	-	-	-	-	-	-	-	2	0-1	9.82	7.1	8	3	9	2	0-0	6.75	8.0	6	3	4	6	0-2	8.10	20.0	18	7	16	
28	Sikkema, T.J.	1	0-0	4.50	4.0	2	3	6	1	0-0	4.15	4.1	2	1	4	1	0-1	2.45	3.2	1	2	3	1	0-1	23.63	2.2	7	4	1	4	0-2	7.36	14.2	12	10	14	
	Phillips, Zack	2	0-1	16.20	5.0	10	4	4	1	0-0	9.00	4.0	4	2	5	-	-	-	-	-	-	-	-	-	-	-	-	-	3	0-1	13.00	9.0	13	6	9		
33	Klein, Will	1	0-0	20.25	1.1	4	5	1	2	0-0	16.88	2.2	5	7	1	-	-	-	-	-	-	-	-	-	-	-	-	-	3	0-0	18.00	4.0	8	12	2		
	Martinez, Marcelo	1	1-0	1.50	6.0	1	1	7	2	0-0	3.38	8.0	5	6	10	-	-	-	-	-	-	-	-	-	-	-	-	3	1-0	2.57	14.0	4	7	17			
21	Lacy, Asa	1	0-0	6.75	4.0	3	3	6	1	0-0	67.50	0.2	5	5	0	1	0-1	3.18	5.2	2	2	7	-	-	-	-	-	-	3	0-1	8.71	10.1	10	10	13		
27	Pennington, Walter	-	-	-	-	-	-	-	-	-	-	-	-	-	-	1	0-0	3.00	3.0	1	0	3	-	-	-	-	-	-	1	0-0	3.00	3.0	1	0	3		
41	Haake, Zach	-	-	-	-	-	-	-	-	-	-	-	-	-	-	-	-	-	-	-	-	-	-	-	-	-	-	-	-	-	-	-	-	-	-		
	Relievers	-	9-7	6.31	178.1	143	122	175	-	15-6	4.98	157.1	87	85	174	-	1-5	7.68	86.2	74	64	78	-	1	0-0	7.36	3.2	3	1	3	1	0-0	7.36	3.2	3	1	3
	TOTALS	40	16-24	5.80	355.3	229	217	355	35	20-16	5.72	306.7	195	165	344	21	3-17	7.37	179.2	147	116	172	9	4-5	8.42	78.0	73	54	64	115	48-67	6.08	1009.0	682	603	1730	
	CS/ATT	8/52	PCT	15.38%	CS/ATT	10/41	PCT	24.39%	CS/ATT	7/33	PCT	21.21%	CS/ATT	2/21	PCT	9.54%	CS/ATT	27/156	PCT	17.30%																	

TOTALS include games caught by Gavin Stupiensi, including 10 starts, and pitchers went 5-5 with a 4.12 ERA (41 ER in 89.2 IP with 51 walks and 98 strikeouts)...CS/ATT: 0/9

CATCHER PITCHING STATS

	CATCHERS	W	L	ERA	GS	SV	IP	H	R	ER	HR	HB	BB	IBB	SO	WHIP	AVG	WP	GDP	TBF	SB	CS	ATT	%CS	PB
3	Sebastian Rivero	16	24	5.80	40	3	355.3	374	261	229	45	29	217	2	355	1.66	.270	29	34	1,652	44	8	52	15.38%	9
	Logan Porter	20	16	5.72	35	8	306.2	325	207	195	44	22	165	3	344	1.60	.271	22	22	1,398	31	10	41	24.39%	2
2	Tyler Cropley	3	17	7.36	21	1	179.2	209	159	147	42	13	116	0	172	1.81	.242	13	11	862	26	7	33	21.21%	2
44	Gavin Stupiensi	5	5	4.12	10	1	89.2	81	52	41	7	6	51	0	98	1.47	.203	5	8	399	9	0	9	0.0%	0
11	Luca Tresh	4	5	8.42	9	1	78.0	107	85	73	9	12	54	0	64	2.06	.324	8	7	403	19	2	21	9.52%	1



PLAYER

QUICK NOTES

CAREER HIGHS

1 JOHN RAVE

OUTFIELDER • L/L • 6'0" • 185 • 12/30/1997 (24)
2019 MLB Draft – Round 5 (Illinois State)
Born: Canton, Illinois • Resides: Bloomington, Illinois

2 TYLER CROPLEY

CATCHER • R/R • 5'11" • 185 • 12/10/1995 (26)
Signed 10/8/2020 as a Minor League Free Agent
Born: Sioux City, Iowa • Resides: Cedar Rapids, Iowa

4 MORGAN McCULLOUGH

INFILDER • L/R • 5'9" • 185 • 12/19/1997 (24)
Signed 1/26/2022 as a Minor League Free Agent
Born/Resides: Seattle, Washington

7 JEISON GUZMÁN

INFILDER • R/R • 6'2" • 205 • 10/8/1998 (23)
Signed 8/10/2022 as a Minor League Free Agent
Born/Resides: Santo Domingo, Dominican Republic

8 DIEGO HERNÁNDEZ

OUTFIELDER • L/L • 6'0" • 15 • 11/21/2000 (21)
Signed 7/8/2017 as an International Free Agent
Born/Resides: Santo Domingo Este, Dominican Republic

9 JAKE MEANS

INFILDER • R/R • 6'2" • 215 • 4/14/1996 (26)
2019 MLB Draft – Round 22 (Indiana State)
Born/Resides: Gardner, Kansas

11 LUCA TRESH

CATCHER • R/R • 6'1" • 193 • 1/11/2000 (22)
2021 MLB Draft – Round 17 (NC State)
Born: Clearwater Florida • Resides: Safety Harbor, Florida

12 TUCKER BRADLEY

OUTFIELDER • L/L • 6'0" • 206 • 5/6/1998 (24)
Signed 6/23/2020 as a Non-Drafted Free Agent
Born/Resides: Chickamauga, Georgia

16 ROBBIE GLENDINNING

INFILDER • R/R • 6'2" • 198 • 10/6/1995 (26)
Signed 2/22/2022 as a Minor League Free Agent
Born: Perth, Western Australia • Resides: Kansas City, MO

17 ANGELO CASTELLANO

INFILDER • R/R • 6'0" • 165 • 1/13/1995 (27)
Signed 7/16/2011 as an International Free Agent
Born/Resides: San Diego, Venezuela

19 TYLER GENTRY

OUTFIELDER • R/R • 6'2" • 200 • 2/1/1999 (23)
2020 MLB Draft – Round 3 (Alabama)
Born: Memphis, Tennessee • Resides: Arlington, Tennessee

25 SEULY MATIAS

OUTFIELDER • R/R • 6'3" • 225 • 9/4/1998 (23)
Signed 7/4/2015 as an International Free Agent
Born/Resides: La Isabela, Dominican Republic

26 CJ ALEXANDER

INFILDER • L/R • 6'5" • 215 • 7/17/1996 (26)
Traded from Atlanta – 7/1/2022
Born: Merrillville, Indiana • Resides: Fort Wayne, Indiana

- 2022: Began the season with NW Arkansas, transferred to Omaha (AAA) May 25 - June 4 and July 12-18 ... in 11 Triple-A games, hit .195 (8-for-41) ... produced the third 2-homer game of his career with Omaha on 7/17 @ Rochester, drove in four runs ... hit the Nationals' fifth grand slam, the second of his career in the 1st inning 6/28 @ AAA, his 7th homer of the season at the time ... has made at least 13 starts at each OF position with NWA.
- 2021: Named an MiLB.com Organization All-Star in the outfield for Kansas City ... spent the season with Quad Cities (A+), playing in 77 games and hit .252/.352/.453 (70-for-278) ... hit 18 homers and stole 13 bases, making him one of five 13-13 players in the system in 2021.
- 2019: Assigned to Burlington (R) and played 15 games in the Appy League, promoted to Lexington (A) on 7/7, where he finished the season and won the SAL championship.

HIT STREAK:

ON-BASE BASE STREAK: 8 Games (8/16 to 8/24) .313 (10-for-32), 4 BB

- 2022: Began the season with NWA, went 1-for-8 across four games, placed on IL 4/19, activated 6/14 ... rehabbed 5 games with ACL Royals and Columbia (A) from 6/6 to 6/12, went 4-for-16 with a double and walk ... first HR of the season on 7/4 vs. Tulsa ... has thrown 1.2 scoreless innings on mound (4/9 & 8/17).
- 2021: Spent the entire season with Northwest Arkansas (AA) ... across 26 games (19 starts), slashed .194/.325/.313 (13-for-67) with two home runs and six runs batted in ... 6 of his 13 hits came in the month of July, where he hit .261 (6-for-23) in 10 games, with a double and three walks ... caught 5 of 12 would-be base stealers (42.0% CS).
- 2018-20: Nationals 8th-round pick in 2018, hit .310 (13-for-42) over 14 games between the GCL Nationals and Auburn (A-) ... limited to 41 games in 2019 with the Hagerstown Suns (A) and spent time on the injured list, hit .187/.294/.276 (23-for-123) ... released by Washington on May 29, 2022.

HIT STREAK:

ON-BASE BASE STREAK:

- 2022: Began the season with Quad Cities (A+) and has totaled 64 games with the River Bandits, slashed .241/.370/.398 (46-for-191) with five HR and 23 RBI, playing 2B, 3B and SS ... assigned to NW Arkansas on 7/12, had hits in first two games with the Nationals ... back to Quad Cities 7/19, NWA again on 8/1.
- 2021: Played for the Kansas City Monarchs in the MLB Partner League American Association and was named the PURE Performance Rookie of the Year in the league ... slashed .333/.406/.557 (94-for-282) across 80 games for the league champions ... led the team in batting average, ranked fifth in the league.
- 2019-20: Drafted by Los Angeles (AL) in the 22nd Round of the 2019 draft out Alabama and split the season between Orem (R) and Burlington (A), slashing a combined .248/.352/.359 (49-for-198) with four home runs and 22 runs batted in ... released by the Angels on May 29, 2020.

HIT STREAK:

ON-BASE BASE STREAK: 2 Games (8/20 to 8/23) .167 (1-for-6), 2 BB

- 2022: Assigned to NW Arkansas on 8/23 ... signed with Arizona 11/24/2021, began season on Amarillo injured list and played 8 games for Sod Poodles between 5/19 and 5/28, placed on Injured List 5/29 and released 6/5 ... singled by Royals 8/10, played 3 games in Arizona Complex League from 8/15 to 8/20.
- 2021: Began the season in Quad Cities (A+), assigned to Nationals from High-A Quad Cities on 8/12 ... in 32 games with NWA, hit .216 (27-for-125) with 10 XBH and 15 RBI, went 5-for-13 in AA-Central Championship Series ... helped the D.R. earn a bronze medal at Tokyo Olympics as starting SS, went 3-for-19 with HR across 6 games.
- 2020: Spent a majority of the regular season in the Royals' alternate training site, started switch-hitting again ... recalled to MLB club on Aug. 11, did not appear in a game, optioned on Aug. 14 ... non-tendered Dec. 2, re-signed Dec. 17 ... originally signed by Kansas City as an international free agent on July 3, 2015.

HIT STREAK: 2 Games (8/23 to 8/24) .333 (2-for-6), 1 2B

ON-BASE BASE STREAK: 2 Games (8/23 to 8/24) .333 (2-for-6), 2 BB

- Ranked by MLB Pipeline as the No. 24 Royals prospect ... Ranked by Baseball America as the No. 30 Royals prospect
- 2022: Assigned to NWA on 8/9 after beginning the season with Quad Cities (A+) ... over 83 games with the River Bandits, hit .279 (92-for-330) with 7 of his 9 career homers ... at the time of his promotion, ranked 6th in the Midwest League in steals (27), tied sixth in hits (92) and tied eighth in runs scored (55) ... reached base in league-best 29 straight games between 5/11 and 6/22, hitting .363 in that span ... hit walk-off fielder's choice RBI on 8/19 vs. SA.
- 2021: Played in 74 games for Columbia (A) as the team's primary leadoff hitter and center fielder, finished fifth in the Low-A East with 34 stolen bases, playing ... his 35 total stolen bases tied Maikel Garcia for the fourth-most among all Royals minor leaguers.

HIT STREAK:

ON-BASE BASE STREAK:

- 2022: Only Natural to make at least one start at every infield position: 1B (18), 2B (5), SS (5) & 3B (56), one of five players in the Texas League with 5+ starts at 4+ positions ... reached base 4 times in back-to-back games, 5/27 and 5/28 @ Midland ... doubled 6 times in 8-game stretch, 5/24 to 6/1.
- 2021: Spent the first month and a half of the season with Columbia (A) before a promotion to Quad Cities (A+) on 6/15, where he finished out the season ... combined to slash .222/.343/.429 (76-for-343) over 97 games, with 16 home runs and 52 runs batted in ... assigned to the Surprise Saguaros of the Arizona Fall League after the MiLB season ... across 19 games, slashed .171/.244/.271 (12-for-70) with four doubles.
- MISC: Younger brother of Baltimore starting pitcher John Means ... attended Gardner Edgerton HS, same high school as Bubba Starling ... college teammates with Clay Dungan

HIT STREAK: 7 Games (8/17 to 8/24) .320 (8-for-25), 2 2B, 1 HR

ON-BASE BASE STREAK: 9 Games (8/14 to 8/24) .290 (9-for-31), 9 BB

- Ranked by MLB Pipeline as the No. 19 Royals prospect ... Ranked by Baseball America as the No. 18 Royals prospect
- 2022: Assigned to NWA on 8/9 after beginning the season with Quad Cities (A+) ... over 80 game with the River Bandits, hit .273 (82-for-300) with 14 HR and 54 RBI ... at the time of his promotion, ranked tied ninth in the Midwest League in runs batted in (54) ... hit first Double-A HR on 8/21 vs. SA.
- 2021: Spent time with the ACL Royals Blue (R) and Columbia (A), combined to slash .226/.293/.359 (12-for-53) in 16 games, with four doubles, one home run and eight runs batted in ... assigned to the Surprise Saguaros of the Arizona Fall League after the Minor League season concluded and played in seven games, going 3-for-24 (.125 average).
- 2019-2021: Played collegiately at North Carolina State University ... in 2018, one of three players to start all 56 games, led the Wolfpack with 15 home runs.

HIT STREAK:

ON-BASE BASE STREAK: 6 Games (8/13 to 8/24) .217 (5-for-23), 2 BB, 2 HBP

- Ranked by MLB Pipeline as the No. 27 Royals prospect
- 2022: Has reached base in 82 of 100 games (82.00%), has reached base multiple times in 51 games ... 1st on team with 31 multi-hit games ... has a .288 average and .382 OBP when batting first in the order ... two of nine home runs this season have been GRAND SLAMS, 4/23 @ Frisco and 5/12 vs. Wichita, both in 5th inning, first two of his pro career ... reached base at least twice in seven straight games from 7/26 to 8/2.
- 2021: Began his professional career splitting the year between Columbia (A) and Quad Cities (A+) and combined to slash .285/.380/.427 (94-for-330) with 30 extra-base hits and 45 runs batted in ... his .380 OBP ranked fourth among qualified Royals Minor Leaguers, while a .285 average and .807 OPS ranked eighth.
- MISC: Lists favorite college memory as playing at Baum-Walker Stadium his freshman season at the University of Georgia in 2017

HIT STREAK:

ON-BASE BASE STREAK: 5 Games (8/19 to 8/24) .273 (6-for-22), 4 BB

- 2022: Has reached base in 89 of 99 games this season (89.90%) ... has reached base multiple times in 48 games ... 4th in Texas League with 71 RBI, tied 8th with 18 HR ... reached base in first 15 games of the season, April 8-29 ... 11-game hitting streak from 6/24 to 7/5 with NINE multi-hit games ... hit his first career two-homer game 7/3 @ Amarillo and homered 5 times in 4 games, 6/30 to 7/3, during hitting streak ... on ACTIVE 18-game on-base streak.
- 2021: Did not play, missing the entire year after undergoing Tommy John surgery ... tore his UCL while playing catch in February 2021.
- 2017-2019: Drafted by Pittsburgh in the 21st Round in 2017 and spent three seasons in the Pirates organization, slashing .274/.361/.417 (174-for-636) across 189 games, reaching as high as Double-A Altoona in 2019 ... named a Florida State League Mid-season All-Star in 2019.

HIT STREAK: 3 Games (8/21 to 8/24) .417 (5-for-12), 1 HR

ON-BASE BASE STREAK: 18 Games (8/2 to 8/24) .200 (12-for-60), 16 BB, 4 HBP

- 2022: In his 11th year as a member of the Royals' organization ... assigned to NWA on 8/9 after beginning the season with Omaha (AAA) ... over 59 games with the Storm Chasers, slashed .218/.318/.316 (38-for-174) while playing six different positions (1B, 2B, 3B, SS, LF & RF) ... made at least 10 starts at each SS (150.2 innings), 3B (121.0 innings) and 1B (115.0 innings) ... snapped 0-for-27 stretch with Nationals by singling in 1st AB on Sunday 8/21 vs. SA.
- 2012-2021: Played 714 games in the Royals' minor league system, slashing .236/.312/.316 (553-for-2342), with 26 HR and 249 RBI ... 2013 Dominican Royals Player of the Year ... 86 games with NW Arkansas between 2019 and 2021, hitting .267 over 14 games in 2021 before a promotion to Omaha (AAA), where he played in 80 games.

HIT STREAK:

ON-BASE BASE STREAK:

- Ranked by MLB Pipeline as the No. 10 Royals prospect ... Ranked by Baseball America as the No. 12 Royals prospect
- 2022: Began season in Quad Cities (A+), assigned to NWA on 6/14 ... 6TH IN MiLB IN BATTING AVERAGE (.329) ... Royals system leader in AVG (.329), SLG (.546) and OPS (.974), 2nd in OBP (.428) ... 47 RBI in 53 games with NWA and has driven in at least one run in 27 of 53 games since joining the Nationals, has reached base in 48 of 53 games (90.57%) ... Texas League POTW week of 6/27-7/3, hit .435 (10-for-23) with 6 XBH (2 2B, 4 HR), 11 RBI & 1.543 OPS.
- 2021: Spent his first pro season in Quad Cities (A+), slashing .259/.395/.449 (38-for-147) in 44 games with the River Bandits ... played everyday for the first two months of the season ... placed on the 7-Day injured list on 7/14 and then the 60-Day IL 8/2 ... recorded hits in 30 of 43 games with at least one plate appearance, reached in 38 of 43 games.

HIT STREAK: 6 Games (8/18 to 8/24) .375 (9-for-24), 1 HR

ON-BASE BASE STREAK: 20 Games (7/30 to 8/24) .347 (25-for-72), 16 BB, 5 HBP

- Rated as having the "Best Outfield" among Royals' prospects in Baseball America's Best Tools surveys for five straight years, 2018 to 2022.
- 2022: Hit 14th walk-off HR in Nationals history, 6/4 vs. CC, two-run homer in 10th, his team-leading 9th HR of the season ... 5 of 10 hits in June were home runs ... 9th career two-homer game on 6/28 @ Amarillo, career-best 6 RBI in the game ... 2 HR in 10 games in August after not homering in July (19 games).
- 2021: Split the season between Quad Cities (A+) and Northwest Arkansas (AA), with a rehab appearance for the ACL Royals, playing in 64 total games with a .213/.309/.511 (50-for-235) slash line ... after the MiLB season, assigned to Surprise of the Arizona Fall League, tied for the team lead both with six home runs and 20 runs batted in.

HIT STREAK:

ON-BASE BASE STREAK: 2 Games (8/13 to 8/17) .125 (1-for-8), 1 BB

- 2022: Began season with Mississippi Braves (AA) in the Southern League and traded with 2 players to Kansas City from Atlanta on 7/11, assigned to NWA ... in 68 games with the M-Braves, hit .258 (70-for-271) with 15 HR and 43 RBI ... over 97 combined games, tied 5th in Double-A with 24 HR & 75 RBI ... 11 of 29 games with NWA have been multi-hit games, with 32 RBI in 29 games ... Double-A leader in August in RBI (24), league leader in HR (8), 5th in total bases (47).
- 2018-21: Played 182 games in the Braves' system, between R, A-, A+ and AA ... slashed .229/.310/.374 (44-for-168) with 14 HR and 66 RBI ... began and ended 2019 in Double-A with Mississippi, spent July in High-A with the Florida Fire Frogs ... played 87 games in Double-A with league-champion Mississippi in 2021.
- MISC: Brother Blaze Alexander is prospect in the Arizona Diamondbacks system, currently plays in the Texas League for Amarillo.

HIT STREAK:

ON-BASE BASE STREAK:

H	4	(2x) Last: 8/1/21 vs. South Bend
R	4	(2x) Last: 6/28/22 @ Amarillo
HR	2	(3x) Last: 7/17/22 @ Rochester
RBI	5	(3x) Last: 6/28/22 @ Amarillo
BB	3	(2x) Last: 5/17/22 @ Arkansas
SB	3	8/22/21 @ South Bend
H	3	6/12/22 vs. Augusta
R	2	(6x) Last: 6/14/22 vs. Arkansas
HR	1	(5x) Last: 7/5/22 vs. Tulsa
RBI	3	(2x) Last: 5/23/21 @ Springfield
BB	2	(7x) Last: 8/4/22 vs. Tulsa
SB	1	(3x) Last: 6/12/22 vs. Augusta
H	3	(4x) Last: 6/30/22 vs. Peoria
R	2	(11x) Last: 6/29/22 vs. Peoria
HR	1	(9x) Last: 7/1/22 vs. Peoria
RBI	4	5/22/22 @ Dayton
BB	3	8/1/19 @ Grand Junction
SB	1	(7x) Last: 6/22/22 @ Wisconsin
H	4	(3x) Last: 6/15/19 @ Columbia
R	3	(4x) Last: 6/17/22 vs. Wisconsin
HR	1	(9x) Last: 5/28/22 @ Arkansas
RBI	4	(2x) Last: 8/4/19 @ Kannapolis
BB	3	7/7/16 @ AZL Mariners
SB	2	(5x) Last: 5/5/21 @ South Bend
H	4	(4x) Last: 7/24/22 @ South Bend
R	4	7/24/22 @ South Bend
HR	1	(9x) Last: 7/24/22 @ South Bend
RBI	3	(3x) Last: 6/21/22 @ Wisconsin
BB	3	(2x) Last: 5/18/21 @ Kannapolis
SB	3	(3x) Last: 5/31/22 vs. Beloit
H	4	8/12/19 @ Greenville
R	4	7/9/21 @ Wisconsin
HR	1	(30x) Last: 8/17/22 vs. San Antonio
RBI	4	(3x) Last: 6/17/22 vs. Arkansas
BB	3	(3x) Last: 7/9/21 @ Wisconsin
SB	2	8/21/22 vs. San Antonio
H	4	6/21/22 @ Wisconsin
R	4	4/24/22 @ Wisconsin
HR	2	8/4/22 vs. Wisconsin
RBI	4	(2x) Last: 8/4/22 vs. Wisconsin
BB	3	8/3/22 vs. Wisconsin
SB	1	(3x) Last: 8/7/22 vs. Wisconsin
H	3	(16x) Last: 8/7/22 vs. Tulsa
R	3	(4x) Last: 5/17/22 @ Corpus Christi
HR	2	8/10/21 vs. Beloit
RBI	5	6/24/21 @ Beloit
BB	3	(2x) Last: 7/7/22 @ Wichita
SB	3	7/9/22 vs. Tulsa
H	4	5/3/19 vs. Lakeland
R	3	(6x) Last: 7/3/22 @ Amarillo
HR	2	7/3/22 @ Amarillo
RBI	5	7/17/22 @ Corpus Christi
BB	3	(3x) Last: 8/10/22 @ Arkansas
SB	2	6/3/19 @ Daytona
H	4	(5x) Last: 8/18/17 vs. Asheville
R	4	6/26/16 @ Grand Junction
HR	2	7/19/19 @ Amarillo
RBI	5	7/17/22 @ Rochester
BB	3	(4x) Last: 8/2/17 vs. West Virginia
SB	2	7/13/16 vs. Helena
H	4	7/6/22 vs. Tulsa
R	4	(2x) Last: 7/17/22 @ Corpus Christi
HR	2	(2x) Last: 6/29/22 @ Amarillo
RBI	6	6/2/21 vs. Beloit
BB	3	(4x) Last: 7/17/22 @ Corpus Christi
SB	1	(13x) Last: 8/19/22 vs. San Antonio
H	3	(16x) Last: 6/28/22 @ Amarillo
R	3	(4x) Last: 5/28/22 @ Midland
HR	2	(9x) Last: 6/28/22 @ Amarillo
RBI	6	6/28/22 @ Amarillo
BB	3	5/4/22 @ Springfield
SB	1	(21x) Last: 7/15/22 @ Corpus Christi
H	3	(14x) Last: 8/14/22 @ Arkansas
R	4	8/17/22 vs. San Antonio
HR	2	(5x) Last: 8/11/22 @ Arkansas
RBI	6	(2x) Last: 8/5/22 vs. Tulsa
BB	3	(2x) Last: 7/2/18 vs. Bristol
SB	2	(2x) Last: 5/26/22 @ Pensacola



SO NICE, THEY DID IT MULTI-HIT GAMES						MULTI-RUN GAMES						MULTI-RBI GAMES						MULTI-BB GAMES						MULTI-K GAMES						MULTI-SB GAMES					
TWICE (OR MORE)																																			
2	3	4	5+	T		2	3	4	5+	T		2	3	4	5+	T		2	3	4	5+	T		2	3	4	5+	T		2	3	4	5+	T	
26 Alexander, CJ	10	1	-	-	11	3	-	1	-	4		3	4	1	1	9		-	-	-	-	-		6	2	1	-	9		-	-	-	-	-	
Bates, Parker	-	-	-	-	-	-	-	-	-	-		-	-	-	-	-		-	-	-	-	-		1	-	-	-	1		1	-	-	-	-	
Bewley, Brhet	5	1	-	-	6	2	-	-	-	2		2	-	-	-	2		2	-	-	-	-		5	3	-	-	8		-	-	-	-	-	
12 Bradley, Tucker	24	7	-	-	31	14	1	-	-	15		8	1	2	-	11		5	1	-	-	-		15	1	-	-	16		2	1	-	-	-	
17 Castellano, Angelo	-	-	-	-	-	-	-	-	-	-		-	-	-	-	-		1	-	-	-	-		2	-	-	-	2		-	-	-	-	-	
2 Cropley, Tyler	2	-	-	-	2	2	-	-	-	2		-	-	-	-	-		2	-	-	-	-		1	-	-	-	1		-	-	-	-	-	
Eaton, Nate	5	4	-	-	9	1	2	-	-	3		4	-	-	-	4		2	-	-	-	-		8	-	-	-	8		1	-	-	-	-	
Garcia, Maikel	21	5	1	-	27	12	3	1	-	16		5	2	-	-	7		6	1	-	-	-		14	1	1	-	16		6	-	-	-	-	
19 Gentry, Tyler	15	5	1	-	21	10	1	2	-	13		6	2	3	-	11		6	1	-	-	-		11	3	-	-	14		-	-	-	-	-	
16 Glendinning, Robbie	24	4	-	-	28	8	5	-	-	13		12	6	1	1	20		7	1	-	-	-		26	15	-	-	41		-	-	-	-	-	
Grotjohn, Ryan	1	-	-	-	1	-	-	-	-	-		3	-	-	-	3		3	-	-	-	-		6	4	-	-	10		-	-	-	-	-	
7 Guzmán, Jeison	-	-	-	-	-	-	-	-	-	-		-	-	-	-	-		-	-	-	-	-		1	-	-	-	1		-	-	-	-	-	
8 Hernández, Diego	2	2	-	-	4	1	-	-	-	1		-	-	-	-	-		-	-	-	-	-		3	-	-	-	3		-	-	-	-	-	
Loftin, Nick	18	7	1	-	26	12	5	1	-	18		9	-	-	1	10		9	2	-	-	-		7	1	-	-	8		2	-	-	-	-	
Massey, Michael	8	11	-	-	19	8	-	-	-	8		5	2	3	-	10		1	2	-	-	-		8	2	1	-	11		-	-	-	-	-	
25 Matias, Seuly	10	5	-	-	15	5	2	-	-	7		9	5	-	1	15		5	1	-	-	-		26	11	1	-	38		-	-	-	-	-	
4 McCullough, Morgan	2	-	-	-	2	-	-	-	-	-		-	-	-	-	-		5	2	-	-	-		5	2	-	-	7		-	-	-	-	-	
9 Means, Jake	12	2	-	-	14	9	-	-	-	9		6	3	1	-	10		8	-	-	-	-		16	8	-	-	24		1	-	-	-	-	
Porter, Logan	23	3	-	-	26	7	-	-	-	7		10	-	-	-	10		12	1	-	-	-		13	16	1	-	17		-	-	-	-	-	
1 Rave, John	20	4	-	-	24	7	-	1	-	8		12	7	-	1	20		10	2	-	-	-		12	20	3	-	23		1	-	-	-	-	
Rivero, Sebastian	7	1	-	-	8	2	1	-	-	3		5	2	-	-	7		4	-	-	-	-		6	2	-	-	8		-	-	-	-	-	
44 Stupieniski, Gavin	3	-	-	-	3	-	-	-	-	-		1	-	-	-	1		-	-	-	-	-		5	1	-	-	6		-	-	-	-	-	
11 Tresh, Luca	1	-	-	-	1	1	-	-	-	1		2	-	-	-	2		-	-	-	-	-		4	-	-	-	4		-	-	-	-	-	
213 62 3 0 267						104 20 6 0 126						102 34 11 5 143						83 12 0 0 95						212 59 5 0 267						14 1 0 0 15					

HITTING STREAKS

PLAYER	CURRENT	LONGEST	DATES/RESULTS						
			START	END	AVG	2B	3B	HR	RBI
26 Alexander, CJ	-	9	7/31	8/11	.378 (14-37)	1	1	6	15
12 Bradley, Tucker	-	7	7/12	7/23	.323 (10-31)	3	0	0	4
17 Castellano, Angelo	-	-	-	-	-	-	-	-	-
2 Cropley, Tyler	-	4	4/17	6/19	.444 (4-9)	1	0	0	1
19 Gentry, Tyler	6	10	6/26	7/8	.474 (18-38)	3	0	4	13
16 Glendinning, Robbie	3	11	6/24	7/6	.468 (22-47)	5	0	7	14
7 Guzmán, Jeison	2	2	8/23	8/24	.333 (2-6)	1	0	0	1
8 Hernández, Diego	-	4	8/17	8/21	.450 (9-20)	2	0	0	2
25 Matias, Seuly	-	6	7/13	7/27	.300 (6-20)	2	1	0	1
4 McCullough, Morgan	-	6	7/16	8/10	.318 (7-22)	2	0	0	1
9 Means, Jake	7	7	8/17	8/24	.320 (8-25)	2	0	1	7
1 Rave, John	-	7	8/16	8/23	.345 (10-29)	1	0	2	5
11 Tresh, Luca	-	3	8/19	8/23	.333 (4-12)	1	0	1	3

BOLD indicates longest streak in 2022 among active players

ON-BASE STREAKS

PLAYER	CURRENT	LONGEST	DATES/RESULTS						
			START	END	AVG	2B	HR	BB	HBP
26 Alexander, CJ	-	9	7/31	8/11	.378 (14-37)	1	6	3	0
12 Bradley, Tucker	-	12	6/24	7/9	.395 (15-38)	4	0	7	1
17 Castellano, Angelo	-	2 (2x)	8/12	8/13	.000 (0-5)	0	0	2	0
2 Cropley, Tyler	-	4 (3x)	7/31	8/6	.267 (4-15)	3	0	2	0
19 Gentry, Tyler	20	20	7/30	8/24	.347 (25-72)	7	4	16	5
16 Glendinning, Robbie	18	18	8/2	8/24	.200 (12-60)	0	2	16	4
7 Guzmán, Jeison	2	2	8/23	8/24	.333 (2-6)	1	0	2	0
8 Hernández, Diego	-	4	8/17	8/21	.450 (9-20)	2	0	2	0
25 Matias, Seuly	-	11	6/2	6/22	.182 (6-33)	0	3	8	3
4 McCullough, Morgan	2	7	7/15	8/10	.280 (7-25)	2	0	3	2
9 Means, Jake	9	9	8/14	8/24	.290 (9-31)	2	1	9	0
1 Rave, John	8	8 (2x)	8/16	8/24	.313 (10-32)	1	2	4	0
11 Tresh, Luca	6	6	8/13	8/24	.217 (5-23)	1	1	2	2

Italics indicates longest personal streak is active

PITCHES/PLATE APPEARANCE & PLATE APPEARANCE DEPTH

PLAYER	AVG. P/PA	TOTAL PA	TOTAL P	LONGEST PA (#)	DATE	INN.	PITCHER	RESULT
26 Alexander, CJ	3.88	129	501	9	July 26	▲ 6	Cody Lawerson (WCH)	Lineout (L9)
Bates, Parker	4.17	12	50	9 (2x)	June 4	▼ 3	Misael Tamarez (CC)	Walk
Bewley, Brhet	3.99	131	523	9	June 12	▲ 9	Guillermo Zuniga (TUL)	RBI Walk
12 Bradley, Tucker	3.80	422	1,602	10	August 4	▼ 2	Alec Gamboa (TUL)	Strikeout Swinging
17 Castellano, Angelo	4.34	38	165	9	August 9	▲ 5	Emerson Hancock (ARK)	Strikeout Swinging
2 Cropley, Tyler	3.60	80	288	9	August 6	▼ 4	Gavin Stone (TUL)	Lineout (L7)
Eaton, Nate	3.79	159	602	8 (2x)	May 22	▲ 6	Peyton Alford (ARK)	Strikeout Swinging
Garcia, Maikel	3.77	369	1,390	9 (4x)	July 8	▼ 9	Gus Varland (TUL)	Strikeout Looking
19 Gentry, Tyler	4.05	244	987	9 (2x)	August 13	▲ 5	Bryce Miller (ARK)	Strikeout Swinging
16 Glendinning, Robbie	4.29	438	1,878	11	May 18	▲ 5	Taylor Dollard (ARK)	Groundout (6-3)
Grotjohn, Ryan	4.26	84	358	9 (2x)	May 26	▲ 5	Jack Cushing (MID)	Walk
7 Guzmán, Jeison	4.63	8	37	7	August 23	▼ 6	Logan Gragg (SPR)	Walk
8 Hernández, Diego	3.19	54	172	8	August 10	▲ 8	Travis Kuhn (ARK)	Strikeout Swinging
Loftin, Nick	3.57	425	1,516	9 (3x)	June 18	▼ 1	Connor Jones (ARK)	Walk
Massey, Michael	3.75	248	930	10 (3x)	May 12	▼ 6	Louie Varland (WCH)	Home Run (Solo)
25 Matias, Seuly	4.06	354	1,437	12	June 2	▼ 5	Chandler Casey (CC)	Walk
4 McCullough, Morgan	3.92	71	278	9	August 17	▼ 8	Edwin Bencomo (SA)	Double
9 Means, Jake	3.97	358	1,423	10	June 9	▲ 5	John Rooney (TUL)	Strikeout Swinging
Porter, Logan	4.11	327	1,343	9 (4x)	July 2	▲ 6	Jeff Bain (AMA)	Walk
1 Rave, John	4.33	386	1,670	8	April 16	▼ 7	Steven Cruz (WCH)	Walk
Rivero, Sebastian	3.81	178	678	11 (2x)	July 9	▼ 6	Alec Gamboa (TUL)	Walk
44 Stupieniski, Gavin	3.80	46	175	7 (2x)	June 5	▼ 9	Jojane Torres (CC)	Flyout (F7)
11 Tresh, Luca	3.63	40	145	7 (2x)	August 13	▲ 4	Bryce Miller (ARK)	Strikeout Looking
3.94 4,601 18,148								

PINCH-HITTING LOG

#	DATE	INNING	PINCH HITTER	HITTING FOR	RESULT
1.	April 15 vs. Wichita	▼ 9	John Rave	Tyler Cropley	Groundout (3-1)
2.	April 16 vs. Wichita	▼ 8	Maikel Garcia	Ryan Grotjohn	Lineout (L7)
3.	April 17 vs. Wichita	▼ 6	Sebastian Rivero	Tyler Cropley	Single
4.	April 19 @ Frisco	▲ 9	Tucker Bradley	Jake Means	Strikeout Looking
5.	April 21 @ Frisco	▲ 9	Ryan Grotjohn	Logan Porter	Strikeout Swinging
6.	April 21 @ Frisco	▲ 9	Gavin Stupiensi	Jake Means	Flyout (F9)
7.	April 22 @ Frisco	▲ 9	Ryan Grotjohn	Michael Massey	Strikeout Swinging
8.	April 26 vs. Amarillo	▼ 8	Tucker Bradley	Jake Means	Flyout (F8)
9.	April 27 vs. Amarillo	▼ 8	Gavin Stupiensi	Logan Porter	Strikeout Swinging
10.	April 30 vs. Amarillo	▼ 9	Robbie Glendinning	Ryan Grotjohn	Strikeout Swinging
11.	May 18 @ Arkansas	▲ 9	Tucker Bradley	Jake Means	RBI Groundout (3U)
12.	May 19 @ Arkansas	▲ 9	Ryan Grotjohn	Logan Porter	Flyout (F7)
13.	May 22 @ Arkansas	▲ 8	Brhet Bewley	Maikel Garcia	Strikeout Swinging
14.	May 29 @ Midland	▲ 9	Logan Porter	Gavin Stupiensi	Strikeout Swinging
15.	June 3 vs. Corpus Christi	▼ 7	Tucker Bradley	Michael Massey	Strikeout Swinging
16.	June 29 @ Amarillo	▲ 8	Brhet Bewley	Nick Loftin	Single
17.	June 29 @ Amarillo	▲ 8	Ryan Grotjohn	John Rave	Strikeout Swinging
18.	July 2 @ Amarillo	▲ 9	Tucker Bradley	Tyler Cropley	Walk
19.	July 2 @ Amarillo	▲ 9	John Rave	Brhet Bewley	Sacrifice Fly, E7
20.	July 8 vs. Tulsa	▼ 9	John Rave	Jake Means	Strikeout Looking
21.	July 8 vs. Tulsa	▼ 9	Tucker Bradley	Tyler Cropley	Single
22.	July 10 vs. Tulsa	▼ 9	Logan Porter	Tyler Cropley	Flyout (F9)
23.	July 24 vs. Springfield	▼ 7	John Rave	Maikel Garcia	RBI Double
24.	August 11 @ Arkansas	▲ 9	Diego Hernández	Angelo Castellano	Groundout (4-3)
25.	August 17 vs. San Antonio	▼ 6	Tyler Cropley	Tucker Bradley	Popout (P3)



HR #	PLAYER (SEASON #)	GM # - DATE	OPPONENT	DIRECTION	ON BASE	INNING	OUTS	COUNT	SCORE	FINAL
1	Jake Means (1)	3 - 4/10/2022	@ Springfield	RCF	1	2	2	1-1	2-3	L, 10-5
2	John Rave (1)	10 - 4/19/2022	@ Frisco	RF	1	3	1	2-2	2-0	L, 4-3
3	Robbie Glendinning (1)	11 - 4/20/2022	@ Frisco	LCF	0	2	2	3-1	1-0	W, 7-2
4	Nick Loftin (1)	11 - 4/20/2022	@ Frisco	LCF	1	3	1	0-0	3-1	W, 7-2
5	Seuly Matias (1)	11 - 4/20/2022	@ Frisco	LF	1	5	1	1-1	5-2	W, 7-2
6	John Rave (2)	12 - 4/21/2022	@ Frisco	LCF	0	2	1	2-1	1-0	L, 12-2
7	Seuly Matias (2)	12 - 4/21/2022	@ Frisco	LCF	0	4	0	0-2	2-7	L, 12-2
8	Michael Massey (1)	13 - 4/22/2022	@ Frisco	LCF	1	1	1	1-1	2-0	W, 11-2
9	Nick Loftin (2)	13 - 4/22/2022	@ Frisco	LCF	3	2	2	0-0	6-0	W, 11-2
10	Tucker Bradley (1)	14 - 4/23/2022	@ Frisco	LCF	3	5	1	2-1	9-0	W, 12-4
11	Michael Massey (2)	14 - 4/23/2022	@ Frisco	CF	0	8	1	0-2	11-3	W, 12-4
12	Nate Eaton (1)	14 - 4/23/2022	@ Frisco	LCF	0	9	0	3-2	12-3	W, 12-4
13	Michael Massey (3)	15 - 4/24/2022	@ Frisco	RCF	0	4	0	1-0	1-2	W, 12-4
14	Robbie Glendinning (2)	16 - 4/26/2022	vs. Amarillo	LCF	2	11	2	1-1	5-6	L, 6-5
15	Seuly Matias (3)	17 - 4/27/2022	vs. Amarillo	LF	0	2	0	0-0	2-2	W, 12-6
16	Sebastian Rivero (1)	17 - 4/27/2022	vs. Amarillo	LF	0	4	0	0-1	3-3	W, 12-6
17	Sebastian Rivero (2)	17 - 4/27/2022	vs. Amarillo	LF	1	6	2	0-0	12-5	W, 12-6
18	Jake Means (2)	18 - 4/28/2022	vs. Amarillo	LF	0	3	0	0-1	1-0	L, 9-5
19	Nate Eaton (2)	19 - 4/29/2022	vs. Amarillo	LF	0	2	0	1-0	1-0	W, 8-7
20	Sebastian Rivero (3)	20 - 4/30/2022	vs. Amarillo	RCF	0	2	2	1-1	1-2	L, 7-5
21	Ryan Grotjohn (1)	20 - 4/30/2022	vs. Amarillo	RCF	1	2	2	3-2	3-2	L, 7-5
22	Michael Massey (4)	20 - 4/30/2022	vs. Amarillo	RCF	1	3	1	1-2	5-2	L, 7-5
23	Logan Porter (1)	21 - 5/1/2022	vs. Amarillo	LF	1	2	1	0-1	3-1	W, 9-5
24	Robbie Glendinning (3)	21 - 5/1/2022	vs. Amarillo	LF	1	3	2	0-0	5-2	W, 9-5
25	Michael Massey (5)	21 - 5/1/2022	vs. Amarillo	RF	2	7	0	1-2	8-2	W, 9-5
26	Robbie Glendinning (4)	23 - 5/4/2022	@ Springfield	LF	1	5	0	1-0	7-1	W, 13-3
27	Seuly Matias (4)	24 - 5/5/2022	@ Springfield	LCF	0	5	1	1-1	2-4	W, 9-6
28	Brhet Bewley (1)	24 - 5/5/2022	@ Springfield	LCF	0	6	0	1-0	3-5	W, 9-6
29	Tucker Bradley (2)	24 - 5/5/2022	@ Springfield	RF	0	6	0	2-2	4-5	W, 9-6
30	Nick Loftin (3)	24 - 5/5/2022	@ Springfield	LCF	1	7	1	1-1	9-5	W, 9-6
31	Nate Eaton (3)	27 - 5/8/2022	@ Springfield	LCF	0	2	0	1-0	1-0	W, 9-5
32	Logan Porter (2)	27 - 5/8/2022	@ Springfield	LF	0	5	0	2-0	2-0	W, 9-5
33	Seuly Matias (5)	28 - 5/10/2022	vs. Wichita	LCF	2	3	2	0-1	4-0	W, 7-4
34	Robbie Glendinning (5)	28 - 5/10/2022	vs. Wichita	LF	0	8	1	0-2	7-4	W, 7-4
35	Logan Porter (3)	29 - 5/11/2022	vs. Wichita	LCF	0	7	0	3-1	1-3	L, 4-3
36	Michael Massey (6)	30 - 5/12/2022	vs. Wichita	LF	0	6	0	3-2	4-4	L, 10-4
37	Tucker Bradley (3)	31 - 5/13/2022	vs. Wichita	RCF	3	5	0	0-0	4-0	W, 7-0
38	Nick Loftin (4)	31 - 5/13/2022	vs. Wichita	LF	1	7	2	3-1	7-0	W, 7-0
39	Logan Porter (4)	32 - 5/14/2022	vs. Wichita	RCF	0	2	2	2-2	1-4	L, 7-6
40	Michael Massey (7)	37 - 5/21/2022	@ Arkansas	RF	2	3	1	0-0	4-4	W, 11-4
41	John Rave (3)	38 - 5/22/2022	@ Arkansas	RF	2	3	2	1-1	5-0	W, 10-5
42	Tucker Bradley (4)	38 - 5/22/2022	@ Arkansas	RCF	2	5	2	1-1	10-1	W, 10-5
43	Robbie Glendinning (6)	39 - 5/24/2022	@ Midland	RF	1	1	2	0-1	2-0	W, 8-5
44	Michael Massey (8)	39 - 5/24/2022	@ Midland	RCF	3	7	2	1-2	7-3	W, 8-5
45	Seuly Matias (6)	40 - 5/25/2022	@ Midland	LF	0	2	1	2-2	2-0	W, 11-3
46	Nate Eaton (4)	40 - 5/25/2022	@ Midland	LF	0	5	1	2-0	6-1	W, 11-3
47	Nick Loftin (5)	42 - 5/27/2022	@ Midland	LCF	0	3	2	1-0	7-1	W, 14-6
48	Seuly Matias (7)	43 - 5/28/2022	@ Midland	LF	0	6	0	0-1	5-5	W, 9-7
49	Tucker Bradley (5)	43 - 5/28/2022	@ Midland	CF	0	8	2	0-1	6-7	W, 9-7
50	Jake Means (3)	44 - 5/29/2022	@ Midland	LCF	0	8	0	0-0	1-3	L, 3-1
51	Seuly Matias (8)	45 - 5/31/2022	vs. Corpus Christi	LF	0	7	0	3-2	7-8	L, 8-7
52	Jake Means (4)	48 - 6/3/2022	vs. Corpus Christi	LF	2	2	2	0-0	3-0	L, 5-4
53	Logan Porter (5)	48 - 6/3/2022	vs. Corpus Christi	LF	0	8	1	0-0	4-5	L, 5-4
54	Logan Porter (6)	49 - 6/4/2022	vs. Corpus Christi	CF	0	2	0	3-2	1-2	W, 6-5
55	Seuly Matias (9)	49 - 6/4/2022	vs. Corpus Christi	LF	1	10	2	1-1	6-5	W, 6-5
56	Tucker Bradley (6)	50 - 6/5/2022	vs. Corpus Christi	LF	1	4	0	3-2	2-8	L, 17-4
57	Ryan Grotjohn (2)	50 - 6/5/2022	vs. Corpus Christi	LF	1	8	1	1-0	4-15	L, 17-4
58	John Rave (4)	51 - 6/7/2022	@ Tulsa	RCF	0	9	2	1-1	2-5	L, 5-2
59	Nick Loftin (6)	52 - 6/9/2022	@ Tulsa	LF	0	4	1	2-1	1-3	W, 5-3
60	Logan Porter (7)	52 - 6/9/2022	@ Tulsa	LF	1	4	1	1-1	3-3	W, 5-3
61	Michael Massey (9)	54 - 6/10/2022	@ Tulsa	RCF	1	3	1	0-1	3-1	W, 13-4
62	Seuly Matias (10)	54 - 6/10/2022	@ Tulsa	LCF	0	6	0	1-2	5-4	W, 13-4
63	Maikel Garcia (1)	54 - 6/10/2022	@ Tulsa	LF	2	7	2	3-1	13-4	W, 13-4
64	John Rave (5)	55 - 6/11/2022	@ Tulsa	RF	2	5	1	1-2	4-7	L, 9-4
65	Jake Means (5)	57 - 6/14/2022	vs. Arkansas	LF	1	3	0	1-1	2-1	W, 7-5
66	Tyler Gentry (1)	59 - 6/16/2022	vs. Arkansas	RCF	0	2	1	3-2	1-6	L, 13-8
67	Maikel Garcia (2)	60 - 6/17/2022	vs. Arkansas	LCF	0	1	0	2-0	1-0	L, 13-2
68	Tyler Gentry (2)	61 - 6/18/2022	vs. Arkansas	LCF	2	2	2	0-2	7-0	W, 9-0
69	Tyler Gentry (3)	64 - 6/22/2022	vs. Springfield	RF	1	3	1	2-0	3-1	L, 9-6
70	Seuly Matias (11)	64 - 6/22/2022	vs. Springfield	RCF	0	4	0	2-1	4-1	L, 9-6
71	Brhet Bewley (2)	65 - 6/23/2022	vs. Springfield	LF	1	3	0	0-0	2-4	L, 11-2
72	John Rave (6)	67 - 6/25/2022	vs. Springfield	RF	1	2	0	3-1	2-4	L, 13-10
73	Robbie Glendinning (7)	67 - 6/25/2022	vs. Springfield	LCF	0	4	0	0-1	4-5	L, 13-10
74	Sebastian Rivero (4)	67 - 6/25/2022	vs. Springfield	LF	1	8	0	3-2	10-13	L, 13-10
75	Robbie Glendinning (8)	68 - 6/26/2022	vs. Springfield	LF	0	6	2	1-1	2-7	L, 8-2

HR #	PLAYER (SEASON #)	GM # - DATE	OPPONENT	DIRECTION	ON BASE	INNING	OUTS	COUNT	SCORE	FINAL
76	John Rave (7)	69 - 6/28/2022	@ Amarillo	LCF	3	1	1	0-1	4-0	W, 20-6
77	Seuly Matias (12)	69 - 6/28/2022	@ Amarillo	CF	0	6	2	1-1	11-1	W, 20-6
78	Tyler Gentry (4)	69 - 6/28/2022	@ Amarillo	LCF	0	8	1	3-2	12-4	W, 20-6
79	Nick Loftin (7)	69 - 6/28/2022	@ Amarillo	LCF	1	9	1	0-0	17-4	W, 20-6
80	Seuly Matias (13)	69 - 6/28/2022	@ Amarillo	LF	1	9	2	0-0	20-4	W, 20-6
81	Nick Loftin (8)	70 - 6/29/2022	@ Amarillo	LCF	0	1	1	0-0	1-0	L, 10-4
82	Tyler Gentry (5)	70 - 6/29/2022	@ Amarillo	RF	0	1	1	2-1	2-0	L, 10-4
83	Tyler Gentry (6)	70 - 6/29/2022	@ Amarillo	LCF	1	8	0	2-2	4-10	L, 10-4
84	Nick Loftin (9)	71 - 6/30/2022	@ Amarillo	LF	0	3	0	0-0	2-0	L, 5-4
85	Robbie Glendinning (9)	71 - 6/30/2022	@ Amarillo	LCF	0	3	1	0-2	3-0	L, 5-4
86	Jake Means (6)	71 - 6/30/2022	@ Amarillo	LCF	0	7	0	1-2	4-0	L, 5-4
87	Tyler Gentry (7)	72 - 7/1/2022	@ Amarillo	LCF	2	1	0	0-0	3-0	L, 11-10
88	Nick Loftin (10)	72 - 7/1/2022	@ Amarillo	LCF	0	5	0	0-0	5-2	L, 11-10
89	Robbie Glendinning (10)	72 - 7/1/2022	@ Amarillo	RCF	2	9	2	0-0	10-11	L, 11-10
90	Robbie Glendinning (11)	73 - 7/2/2022	@ Amarillo	LCF	1	3	0	1-0	3-6	L, 13-12
91	Maikel Garcia (3)	73 - 7/2/2022	@ Amarillo	LCF	0	5	2	3-1	7-8	L, 13-12
92	Robbie Glendinning (12)	74 - 7/3/2022	@ Amarillo	LCF	1	1	1	3-2	3-0	W, 10-4
93	John Rave (8)	74 - 7/3/2022	@ Amarillo	LF	1	7	0	2-2	9-4	W, 10-4
94	Robbie Glendinning (13)	74 - 7/3/2022	@ Amarillo	LCF	0	9	1	2-2	10-4	W, 10-4
95	Tyler Copley (1)	75 - 7/4/2022	vs. Tulsa	LF	0	6	2	2-2	5-5	W, 7-6
96	John Rave (9)	76 - 7/6/2022	vs. Tulsa	RF	1	3	1	0-0	6-3	W, 12-4
97	Robbie Glendinning (14)	79 - 7/9/2022	vs. Tulsa	RF	0	7	0	2-2	4-3	W, 4-3
98	Logan Porter (8)	82 - 7/23/2022	@ Corpus Christi	LF	0	4	1	2-0	3-2	L, 10-3
99	Tyler Gentry (8)	83 - 7/14/2022	@ Corpus Christi	LF	0	8	2	1-1	2-12	L, 16-3
100	Nick Loftin (11)	84 - 7/15/2022	@ Corpus Christi	LF	0	3	0	3-1	3-5	W, 9-5
101	Logan Porter (9)	84 - 7/15/2022	@ Corpus Christi	LF	0	5	2	2-1	4-5	W, 9-5
102	CJ Alexander (1)	85 - 7/16/2022	@ Corpus Christi	LCF	0	2	0	0-0	3-2	L, 12-7
103	Jake Means (7)	85 - 7/16/2022	@ Corpus Christi	LF	0	2	0	0-0	4-2	L, 12-7
104	Tyler Gentry (9)	86 - 7/17/2022	@ Corpus Christi	LF	1	1	1	1-0	2-0	W, 16-7
105	Robbie Glendinning (15)	86 - 7/17/2022	@ Corpus Christi	LCF	3	8	1	0-2	12-2	W, 16-7
106	Maikel Garcia (4)	87 - 7/23/2022	vs. Springfield	LCF	0	9	2	1-0	4-7	L, 7-4
107	Robbie Glendinning (16)	88 - 7/24/2022	vs. Springfield	CF	0	4	2	3-2	1-7	L, 11-4
108	John Rave (10)	91 - 7/27/2022	@ Wichita	CF	0	4	0	3-2	3-0	W, 5-0
109	Logan Porter (10)	93 - 7/29/2022	@ Wichita	LCF	0	2	0	0-0	1-0	W, 3-2
110	Tucker Bradley (7)	95 - 7/31/2022	@ Wichita	RF	0	8	0	3-2	1-1	L, 5-3
111	Jake Means (8)	96 - 8/2/2022	vs. Tulsa	LCF	1	3	1	0-0	2-1	W, 9-5
112	John Rave (11)	96 - 8/2/2022	vs. Tulsa	LCF	2	7	1	1-0	8-5	W, 9-5
113	Tyler Gentry (9)	97 - 8/3/2022	vs. Tulsa	RCF	2	3	0	2-2	3-0	W, 6-4
114	CJ Alexander (2)	97 - 8/3/2022	vs. Tulsa	RF	1	3	1	1-2	6-0	W, 6-4
115	Nick Loftin (12)	98 - 8/4/2022	vs. Tulsa	CF	1	1	0	3-2	2-2	L, 23-7
116	Seuly Matias (14)	98 - 8/4/2022	vs. Tulsa	LCF	2	3	1	1-2	5-5	L, 23-7
117	CJ Alexander (3)	98 - 8/4/2022	vs. Tulsa	RF	0	8	0	1-0	7-23	L, 23-7
118	CJ Alexander (4)	99 - 8/5/2022	vs. Tulsa	RCF	2	2	2	3-1	7-0	L, 13-9
119	CJ Alexander (5)	100 - 8/6/2022	vs. Tulsa	RF	0	8	1	0-1	2-9	L, 9-2
120	Robbie Glendinning (17)	101 - 8/7/2022	vs. Tulsa	LCF	0	4	0	0-0	2-1	W, 8-1
121	Tyler Gentry (11)	103 - 8/10/2022	@ Arkansas	RF	0	5	0	2-2	4-3	W, 8-4
122	CJ Alexander (6)	104 - 8/11/2022	@ Arkansas	RF	1	4	2	0-2	2-5	L, 6-4
123	Seuly Matias (15)	104 - 8/11/2022	@ Arkansas	LF	0	4	2	3-2	3-5	L, 6-4
124	CJ Alexander (7)	104 - 8/11/2022	@ Arkansas	RF	0	9	2	2-2	4-6	L, 6-4
125	CJ Alexander (8)	106 - 8/13/2022	@ Arkansas	RF	2	4	1	1-1	3-5	L, 11-5
126	Tyler Gentry (12)	106 - 8/13/2022	@ Arkansas	LF	0	8	0	1-2	5-7	L, 11-5
127	John Rave (12)	109 - 8/17/2022	vs. San Antonio	RF	2	1	1	1-0	5-0	L, 20-5
128	Brhet Bewley (3)	109 - 8/17/2022	vs. San Antonio	LF	1	7	0	0-1	9-18	L, 20-5
129	Jake Means (9)	110 - 8/18/2022	vs. San Antonio	LCF	2	8	1	11	4-8	L, 8-5
130	John Rave (13)	111 - 8/19/2022	vs. San Antonio	RCF	0	8	2	2-0	8-6	W, 9-8
131	Tucker Bradley (8)	112 - 8/20/2022	vs. San Antonio	RF	0	9	1	0-0	2-2	W, 5-3 (10)
132	Sebastian Rivero (5)	112 - 8/20/2022	vs. San Antonio	LCF	1	10	2	1-0	5-3	W, 5-3 (10)
133	Lucha Tresch (1)	113 - 8/21/2022	vs. San Antonio	LF	1	2	0	1-1	2-3	W, 9-3
134	Tyler Gentry (13)	113 - 8/21/2022	vs. San Antonio	CF	1	3	0	0-0	4-3	W, 9-3
135	Tucker Bradley (9)	113 - 8/21/2022	vs. San Antonio	RF	1	5	2	0-0	9-3	W, 9-3
136	Robbie Glendinning (18)	114 - 8/23/2022	vs. Springfield	LF	2	3	1	1-0	5-2	W, 8-7
137	CJ. Alexander	115 - 8/24/2022	vs. Springfield	RF	0	9	2	0-0	7-18	L, 18-1



HOME RUN BREAKDOWN

PLAYER	2022 TOTAL	HOME ROAD		RHP	LHP	OUTS			RUNNERS ON				TIED GAME	GO AHEAD	DIRECTION					LAST				
						0	1	2	0	1	2	3			LF	LCF	CF	RCF	RF	DATE	OPPONENT	PITCHER	KIND	INN PA SINCE
Robbie Glendinning	18	9	9	13	5	5	6	7	9	5	3	1	-	5	5	9	1	1	2	8/23	vs. Springfield	E. Escobar	3-Run	▼ 3 8
Seuly Matias	15	6	9	11	4	6	4	5	9	4	2	-	3	2	8	5	1	1	-	8/11	@ Arkansas	T. Dollard	Solo	▲ 4 17
Tyler Gentry	13	5	8	10	3	6	5	2	6	4	3	-	-	5	3	4	1	2	3	8/21	vs. San Antonio	B. Krauth	2-Run	▼ 3 13
John Rave	13	5	8	10	3	3	7	3	4	4	4	1	-	4	1	3	1	2	6	8/19	vs. San Antonio	O. Hernandez	Solo	▼ 8 18
Nick Loftin	12	2	10	6	6	4	5	3	6	5	-	1	1	2	4	7	1	-	-	8/4	vs. Tulsa	A. Gamboa	2-Run	▼ 1
Logan Porter	10	5	5	8	2	4	4	2	8	2	-	-	1	3	6	2	1	1	-	7/29	@ Wichita	L. Varland	Solo	▲ 2
CJ Alexander	9	5	4	7	2	2	3	4	5	2	2	-	-	1	-	1	-	1	7	8/24	vs. Springfield	G. Dalatri	Solo	▼ 9 0
Tucker Bradley	9	4	5	9	-	4	2	3	4	2	1	2	2	1	1	1	1	2	4	8/21	vs. San Antonio	F. Minjarez	2-Run	▼ 5 11
Jake Means	9	5	4	6	3	5	2	2	4	4	1	-	-	4	4	4	-	1	-	8/18	vs. San Antonio	K. Kopps	2-Run	▼ 8 23
Michael Massey	9	3	6	7	2	3	5	1	3	3	2	1	2	3	1	1	1	4	2	6/10	@ Tulsa	B. Miller	2-Run	▲ 3
Sebastian Rivero	5	5	-	4	1	2	-	3	2	3	-	-	1	1	3	1	-	1	-	8/20	vs. San Antonio	F. Schlichtholz	2-Run	▼ 10
Maikel Garcia	4	2	2	3	1	1	1	2	3	-	1	-	-	1	1	3	-	-	-	7/23	vs. Springfield	D. Roach	Solo	▼ 9
Nate Eaton	4	1	3	4	-	2	2	-	4	-	-	-	-	3	2	2	-	-	-	5/25	@ Midland	Z. Plunkett	Solo	▲ 5
Brhet Bewley	3	2	1	3	-	3	-	-	2	1	-	-	-	-	2	1	-	-	-	8/17	vs. San Antonio	E. Bencomo	2-Run	▼ 7
Ryan Grotjohn	2	2	-	2	-	-	1	1	-	2	-	-	-	1	1	-	-	1	-	6/5	vs. Corpus Christi	J. Sprinkle	2-Run	▼ 8
Luca Tresh	1	1	-	-	1	1	-	-	-	1	-	-	-	-	1	-	-	-	-	8/21	vs. San Antonio	B. Krauth	2-Run	▼ 2 12
Tyler Cropley	1	1	-	-	1	-	-	1	1	-	-	-	1	-	1	-	-	-	-	7/4	vs. Tulsa	A. Gamboa	Solo	▼ 6 42
	137	63	74	103	34	51	47	39	70	42	19	6	11	36	44	44	8	17	24					

INNING DISTRIBUTION

1st Inning	2nd Inning	3rd Inning	4th Inning	5th Inning	6th Inning	7th Inning	8th Inning	9th Inning	10th Inning	11th Inning
11	22	24	15	14	9	12	17	10	2	1

NOTABLE NATURALS HOME RUNS

BACK-TO-BACK HOMERS (3)		2-HOMER GAMES (5)		3-HOMER GAMES (0)		GRAND SLAMS (6)	
PLAYERS	DATE/OPPONENT (INN.)	PLAYER (CAREER NO.)	DATE/OPPONENT	PLAYER (CAREER NO.)	DATE/OPPONENT	PLAYER (CAREER NO.)	DATE/OPPONENT (INN.)
Brhet Bewley & Tucker Bradley	5/5 @ Springfield (6th)	Sebastian Rivero (1st)	4/27 vs. Amarillo			Nick Loftin (2nd)	4/22 @ Frisco (2nd)
Nick Loftin & Tyler Gentry	6/29 @ Amarillo (1st)	Seuly Matias (9th)	6/28 @ Amarillo			Tucker Bradley (1st)	4/23 @ Frisco (5th)
CJ Alexander & Jake Means	7/16 @ Corpus Christi (2nd)	Tyler Gentry (2nd)	6/29 @ Amarillo			Tucker Bradley (2nd)	5/13 vs. Wichita (5th)
		Robbie Glendinning (1st)	7/3 @ Amarillo			Michael Massey (2nd)	5/24 @ Midland (7th)
		CJ Alexander (5th)	8/11 @ Arkansas			John Rave (2nd)	6/28 @ Amarillo (1st)
						Robbie Glendinning (2nd)	7/17 @ Corpus Christi (8th)

LEADOFF HOMERS (1)		INSIDE-THE PARK HOMERS (0)		PINCH-HIT HOMERS (0)		WALK-OFF HOMERS (2)	
PLAYER (CAREER NO.)	DATE/OPPONENT	PLAYER (CAREER NO.)	DATE/OPPONENT (INN.)	PLAYER (CAREER NO.)	DATE/OPPONENT (INN.)	PLAYER	DATE/OPPONENT
Maikel Garcia (2nd)	6/17 vs. Arkansas					Seuly Matias	6/4 vs. Corpus Christi
						Sebastian Rivero	8/20 vs. San Antonio

HOME RUN SITUATION	# OF	DATE OF LAST	BATTER ('22 HR #)	PITCHER	COUNT	RUNNERS ON	OUTS	INNING	SCORE @ HR	FINAL
GO-AHEAD HOME RUN	36	August 23 vs. Springfield	Robbie Glendinning (18)	Edgar Escobar	1-0	2	1	▼ 3	5-2	W, 8-7
GAME-TYING HOME RUN	11	August 20 vs. San Antonio	Tucker Bradley (8)	Lake Bachar	0-0	0	1	▼ 9	2-2	W, 5-3 (10)

NOTABLE OPPOSING HOME RUNS

BACK-TO-BACK HOMERS (2)		2-HOMER GAMES (6)		3-HOMER GAMES (0)		GRAND SLAMS (7)	
PLAYERS	DATE/OPPONENT (INN.)	PLAYER (CAREER NO.)	DATE/OPPONENT	PLAYER (CAREER NO.)	DATE/OPPONENT	PLAYER	DATE/OPPONENT (INN.)
Leandro Cedeño & Jorge Barrosa	5/1 vs. Amarillo (8th)	Dio Arias (1st)	4/21 @ Frisco			Justin Foscue	4/21 @ Frisco (3rd)
Alex Isola & Andrew Bechtold	5/10 vs. Wichita (4th)	Leandro Cedeño (4th)	4/30 vs. Amarillo			Leandro Cedeño	6/30 @ Amarillo (8th)
		Andy Pages (8th)	6/7 @ Tulsa			Wilyer Abreu	7/14 @ Corpus Christi (8th)
		Joe Rizzo (3rd)	6/14 vs. Arkansas			Brandon Lewis	8/5 vs. Tulsa (8th)
		Cade Marlowe (3rd)	6/17 vs. Arkansas			Brandon Dixon	8/17 vs. San Antonio (2nd)
		Edouard Julien (2nd)	7/30 @ Wichita			Chandler Redmond	8/24 vs. Springfield (4th)
						Nick Dunn	8/24 vs. Springfield (7th)

LEADOFF HOMERS (4)		INSIDE-THE PARK HOMERS (0)		PINCH-HIT HOMERS (0)		WALK-OFF HOMERS (0)	
PLAYER	DATE/OPPONENT	PLAYER	DATE/OPPONENT (INN.)	PLAYER	DATE/OPPONENT (INN.)	PLAYER	DATE/OPPONENT
Jonathan Ornelas	4/24 @ Frisco						
Jorge Barrosa	7/3 @ Amarillo						
Jonny DeLuca	7/6 vs. Tulsa						
Edouard Julien	7/30 @ Wichita						



AFTER-INNING RECORDS

LEADING TRAILING TIED

AFTER 1 INNING	16 - 13	11 - 26	18 - 28
AFTER 2 INNINGS	20 - 12	15 - 37	11 - 16
AFTER 3 INNINGS	30 - 14	9 - 40	7 - 12
AFTER 4 INNINGS	29 - 12	8 - 44	9 - 10
AFTER 5 INNINGS	34 - 8	7 - 52	5 - 6
AFTER 6 INNINGS	36 - 9	5 - 53	5 - 4
AFTER 7 INNINGS	40 - 4	2 - 58	2 - 4
AFTER 8 INNINGS	40 - 0	2 - 61	2 - 5

NATURALS BIG INNINGS

DATE INNING RUNS

1. 6/28 @ Tulsa	9th Inning	8
6/10 @ Tulsa	7th Inning	8
4/12 vs. Wichita	1st Inning	8
4. 8/7 vs. Tulsa	4th Inning	7
6/18 vs. Arkansas	2nd Inning	7
4/27 vs. Amarillo	4th Inning	7
7. 8/24 vs. Springfield	7th Inning	6
8/17 vs. San Antonio	9th Inning	6
8/3 vs. Tulsa	3rd Inning	6
5/27 @ Midland	2nd Inning	6
5/4 @ Springfield	9th Inning	6

SCORE BY INNINGS

	1	2	3	4	5	6	7	8	9	10	11+	TOTAL
Naturals	71	73	115	72	76	40	93	56	69	10	4	679
Opponents	90	82	114	61	78	107	103	91	26	7	5	764
Difference	-19	-9	1	11	-2	-67	-10	-35	43	3	-1	-85

SCORE BY INNINGS VS. SPRINGFIELD	1	2	3	4	5	6	7	8	9	10	11+	TOTAL
Naturals	5	6	22	7	17	10	24	10	18	0	0	119
Cardinals	14	29	26	9	11	34	24	15	5	0	0	167
vs. Springfield Difference	-9	-23	-4	-2	6	-24	0	-5	13	0	0	-48

MULTI-RUN INNINGS

	2	3	4	5	6	7	8	9	10+	TOTAL
Naturals	75	49	25	8	5	3	3	-	-	168
Opponents	99	27	30	17	7	5	-	-	2	187

RECORD BY RUNS SCORED/ALLOWED

RUNS	0	1	2	3	4	5	6	7	8	9	10	11+
SCORED	0-4	0-8	0-10	2-12	3-12	3-8	3-3	6-4	8-0	9-1	3-1	12-3
ALLOWED	6-0	1-0	4-4	8-2	8-3	9-11	6-6	4-6	2-5	0-5	0-5	0-21

RECORD BY MARGIN OF VICTORY/DEFEAT

1 Run	2 Runs	3 Runs	4 Runs	5 Runs	6 Runs	7 Runs	8 Runs	9 Runs	10+ Runs
7 - 17	5 - 7	8 - 9	7 - 3	4 - 7	4 - 8	3 - 6	4 - 2	4 - 1	2 - 7

2022 NATURALS MONTH BY MONTH

HITTING

MONTH	AVG	G	AB	R	H	TB	2B	3B	HR	RBI	BB	IBB	SO	SB	CS	OBP	SLG	OPS	SAC	SF	HBP	GIDP	LOB
APRIL	.261	20	690	126	180	291	37	4	22	112	97	1	183	32	5	.357	.422	.779	4	9	11	14	151
MAY	.285	25	892	160	254	406	53	6	29	151	94	3	222	31	7	.353	.455	.808	8	15	9	18	190
JUNE	.232	26	848	139	197	345	43	0	35	128	112	0	246	32	6	.335	.407	.742	4	7	22	16	175
JULY	.267	24	821	134	219	349	52	3	24	119	115	1	238	31	9	.360	.425	.785	5	11	11	17	190
AUGUST	.246	20	674	120	166	273	26	0	27	109	105	1	201	22	9	.354	.405	.759	2	11	13	4	162
SEPTEMBER																							
TOTAL	.259	115	3,925	679	1,017	1,665	211	13	137	619	523	6	1,090	148	36	.352	.424	.776	23	53	66	69	868

PITCHING

MONTH	W	L	ERA	G	GS	CG	SHO	GF	HLD	SV	SVO	IP	H	R	ER	HR	HB	BB	SO	WP	BK	WHIP	AVG
APRIL	9	11	5.98	20	20	0	0	20	3	3	5	179.0	194	127	119	25	11	87	158	17	1	1.57	.276
MAY	13	12	4.43	25	25	0	2	25	4	3	6	219.1	197	120	108	25	12	123	249	9	1	1.46	.239
JUNE	10	16	6.17	26	26	1	3	25	2	2	4	227.2	242	174	156	33	17	136	248	11	6	1.66	.270
JULY	8	16	6.78	24	24	0	1	24	1	3	4	207.0	247	177	156	40	27	138	209	20	2	1.86	.294
AUGUST	8	12	7.31	20	20	0	0	20	2	3	6	176.0	216	166	143	24	15	119	169	20	3	1.90	.301
SEPTEMBER																							
TOTAL	48	67	6.08	115	115	1	6	114	12	14	25	1009.0	1,096	764	682	147	82	603	1,033	77	13	1.68	.275

2022 WALK-OFF TRACKER

GAME #	DATE	OPPONENT	FINAL (INN.)	PLAYER	WINNING RUN	PITCHER	HOW	OUTS	COUNT
33	May 18	@ Arkansas	L, 7-5 (10)	Zach DeLoach	Jack Larsen	Walter Pennington	RBI single to right field	2	0-1
41	May 26	@ Midland	L, 2-1 (10)	Shane Selman	Logan Davidson	Zack Phillips	RBI single to right-center field	2	2-2
49	June 4	vs. Corpus Christi	W, 6-5 (10)	Seuly Matias	Seuly Matias	Devin Conn	2-run home run to left field	2	1-1
71	June 30	@ Amarillo	L, 5-4 (9)	Andy Yerzy	Tim Tawa	Yefri Del Rosario	Sacrifice fly to right field	2	0-1
75	July 4	vs. Tulsa	W, 7-6 (10)	Seuly Matias	John Rave	Guillermo Zuniga	RBI single to right-center field	0	1-2
111	August 19	vs. San Antonio	W, 9-8 (9)	Diego Hernández	Jake Means	Osvaldo Hernandez	RBI fielder's choice to 2nd base	1	0-0
112	August 20	vs. San Antonio	W, 5-3 (10)	Sebastian Rivero	Jake Means	Fred Schlichtholz	2-run home run to left field	2	1-0

Bold Indicates Naturals Walk-off

2022 NATURALS EJECTIONS (6)

DATE	INNING	WHO	WHY	UMPIRE
June 2 vs. Corpus Christi	▼ 7	Robbie Glendinning (1B)	Arguing (Balls/Strikes)	Steven Rios Jr. (HP)
June 3 vs. Corpus Christi	▼ 5	Michael Massey (DH)	Arguing (Balls/Strikes)	Mike Carroll (HP)
June 24 vs. Springfield	▼ 3	Seuly Matias (RF)	Arguing (Balls/Strikes)	Pete Talkington (HP)
July 17 @ Corpus Christi	▲ 3	Jake Means (2B)	Instigating	Ty Krauss (HP)
August 19 vs. San Antonio	▼ 6	Robbie Glendinning (2B)	Arguing (Check Swing)	Jake Bruner (HP)
August 19 vs. San Antonio	▼ 6	Chris Widger (Manager)	Arguing	Jake Bruner (HP)



MONTH

April	9-11
May	13-12
June	10-16
July	8-16
August	8-12
September	

OPPONENT

vs. Amarillo	5-7
vs. Arkansas	6-12
vs. Corpus Christi	4-8
vs. Frisco	4-2
vs. Midland	4-2
vs. San Antonio	3-3
vs. Springfield	6-14
vs. Tulsa	10-8
vs. Wichita	6-11

PITCHING

vs. Left-Handed Starter	11-7
vs. Right-Handed Starter	36-50
WITH Left-Handed Starter	36-35
WITH Right-Handed Starter	12-32
0-5 strikeouts	2-9
6-10 strikeouts	28-42
11+ strikeouts	18-16

SCORING

1-Run Games	7-17
2-Run Games	5-7
3-4-Run Games	16-12
5+ Run Games	20-30

Extra Innings	4-4
Shutouts	6-4
Doubleheaders	2-0 (1 Sweep)

Scoring 0-2 Runs	0-22
3-5 Runs	8-32
6-9 Runs	26-8
10+ Runs	14-5

Opponent 0-2 Runs	11-3
3-5 Runs	25-17
6-9 Runs	12-21
10+ Runs	0-26

Scored in 1st Inning	19-16
Opponent scored in 1st	14-30
Scores first	30-21
Opponent scores first	18-46

HITTING

Naturals 0-5 hits	3-20
6-9 hits	12-32
10+ hits	33-15

Opponent 0-5 hits	12-2
6-9 hits	22-22
10+ hits	14-43

Hit 0 home runs	8-28
1 home run	16-24
2 home runs	15-8
3+ home runs	9-7

Opponent hit 0 home runs	18-14
1 home run	18-23
2 home runs	9-16
3+ home runs	3-14

Out-hit opponent	39-11
Out-hit by opponent	5-53
Hits are tied	4-3

Leave 0-5 runners on base	9-15
6-9 on base	27-39
10+ on base	12-131

Opponent leaves 0-5 runners on base	9-10
6-9 on base	25-35
10+ on base	14-22

Steals 0 bases	6-33
1 base	17-22
2+ bases	25-12

FIELDING

Made 0 errors	30-24
1 error	10-19
2 errors	6-18
3+ errors	2-6

Opponent made 0 errors	14-28
1 error	21-22
2 errors	9-12
3+ errors	4-5

TEAM HIGHS

LONGEST WIN STREAK	4 Games (2x)	Last: August 19-21, 23
LONGEST LOSING STREAK	7 Games	Last: August 11-18
LONGEST HOME WINNING STREAK	4 Games	August 19-21, 23
LONGEST HOME LOSING STREAK	6 Games	June 21-26
LONGEST ROAD WINNING STREAK	4 Games	Last: May 21-22, 24-25
LONGEST ROAD LOSING STREAK	4 Games (3x)	August 11-14
LARGEST MARGIN OF VICTORY	14 Runs	June 28 @ Amarillo, 20-6 W
LARGEST MARGIN OF DEFEAT	16 Runs	August 4 vs. Tulsa, 23-7 L
LONGEST GAME, INNINGS	11 Innings	April 26 vs. Amarillo, 6-5 L
LONGEST GAME, TIME	3:55	April 8 @ Springfield, 11-8 W
LONGEST 9-INNING GAME, TIME (PRE-PITCH CLOCK)	3:55	April 8 @ Springfield, 11-8 W
LONGEST 9-INNING GAME, TIME (POST-PITCH CLOCK)	3:45	August 4 vs. Tulsa, 23-7 L
SHORTEST 9-INNING GAME, TIME	1:58	May 29 @ Midland, 3-1 L
SHORTEST GAME, TIME	1:41	Game 2 - June 9 @ Tulsa, 3-0 W (7 Innings)
LARGEST COMEBACK WIN	4 Runs (4x)	Last: After the 3rd inning, May 28 @ Midland, 9-7 W (10)
LARGEST MARGIN OF LEAD SURRENDERED (IN A LOSS)	7 Runs	After the end of the 2nd inning, August 5 vs. Tulsa, 12-9 L
MOST ERRORS, TEAM	5	June 16 vs. Arkansas, 18-3 L
MOST ERRORS, PLAYER	2 (2x)	Last: Maikel Garcia, June 16 vs. Arkansas, 18-3 L
LARGEST CROWD, HOME	5,857	April 30 vs. Amarillo, 7-5 L
LARGEST CROWD, ROAD	7,977, ONEOK Field (Tulsa)	June 10 @ Tulsa, 13-4 W
WARMEST FIRST PITCH	100°	July 26 @ Wichita, 9-3 L
COLDEST FIRST PITCH	42°	April 8 @ Springfield, 11-8 W

OFFENSIVE HIGHS

MOST RUNS SCORED, GAME	20	June 28 @ Amarillo, 20-6 W
MOST RUNS SCORED, INNING	8 (3x)	Last: 9th Inning, June 28 @ Amarillo, 20-6 W
MOST CONSECUTIVE INNINGS SCORED	7 (2x) *	Last: 1st through 7th Innings, May 25 @ Midland, 11-3 W
FEWEST HITS, GAME	0 ^	August 12 @ Arkansas, 6-0 L
MOST HITS, GAME	17 (4x)	June 28 @ Amarillo, 20-6 W
MOST DOUBLES, GAME	7	June 28 @ Amarillo, 20-6 W
MOST TRIPLES, GAME	1 (13x)	Last: July 31 @ Wichita, 5-3 L
MOST HOME RUNS, GAME	5	June 28 @ Amarillo, 20-6 W
MOST EXTRA-BASE HITS, GAME	12 *	7 Doubles + 5 Home Runs, June 28 @ Amarillo, 20-6 W
MOST RBI, GAME	20 ^	June 28 @ Amarillo, 20-6 W
MOST RUNNERS LOB, GAME	13 (2x)	Last: August 19 vs. San Antonio, 9-8 W
MOST TOTAL BASES, GAME	39	June 28 @ Amarillo, 20-6 W
MOST WALKS, GAME	13	August 5 vs. Tulsa, 12-9 L
MOST STRIKEOUTS, GAME	17	June 7 @ Tulsa, 5-2 L
FEWEST STRIKEOUTS, GAME	3 (3x)	Last: July 24 vs. Springfield, 11-4 L
MOST STOLEN BASES, GAME	6	July 6 vs. Tulsa, 12-4 W
MOST HIT BY PITCHES	4	June 19 vs. Arkansas, 4-0 W

INDIVIDUAL OFFENSIVE HIGHS

MOST RUNS, GAME	4 (5x) ^	Last: CJ Alexander, August 17 vs. San Antonio, 20-15 L
MOST HITS, GAME	4 (3x)	Last: Nick Loftin, July 15 @ Corpus Christi, 9-5 W
MOST DOUBLES, GAME	3, Nick Loftin ^	May 4 @ Springfield, 13-3 W
MOST TRIPLES, GAME	1 (13)	Last: CJ Alexander, July 31 @ Wichita, 5-3 L
MOST HOME RUNS, GAME	2 (5x)	Last: CJ Alexander, August 11 @ Arkansas, 6-4 L
MOST RBI, GAME	6 (2x)	Last: CJ Alexander, August 5 vs. Tulsa, 12-9 L
MOST WALKS, GAME	3 (13x)	Last: Robbie Glendinning, August 10 @ Arkansas, 8-4 W
MOST STRIKEOUTS, GAME	4 (5x)	Last: CJ Alexander, August 20 vs. San Antonio, 5-3 W (10)
MOST STOLEN BASES, GAME	3, Tucker Bradley	July 9 vs. Tulsa, 6-3 W
MOST HIT BY PITCHES, GAME	3, Tyler Cromptley ^	June 19 vs. Arkansas, 4-0 W

PITCHING HIGHS

MOST RUNS ALLOWED, GAME	23	August 4 vs. Tulsa, 23-7 L
MOST RUNS ALLOWED, INNING	12 *	7th Inning, August 24 vs. Springfield, 18-7 L
FEWEST HITS ALLOWED, GAME	2	June 2 vs. Corpus Christi, 8-2 W
MOST HITS ALLOWED, GAME	21	August 4 vs. Tulsa, 23-7 L
FEWEST STRIKEOUTS, GAME	0 ^	April 10 @ Springfield, 10-5 L
MOST STRIKEOUTS, GAME	18	June 4 vs. Corpus Christi, 6-5 W (10)
FEWEST WALKS ALLOWED, GAME	0 (2x)	Last: June 11 @ Tulsa, 9-4 L
MOST WALKS ALLOWED, GAME	16 *	June 5 vs. Corpus Christi, 17-4 L
MOST HOME RUNS ALLOWED, GAME	5 (2x)	Last: August 4 vs. Tulsa, 23-7 L

INDIVIDUAL PITCHING HIGHS

MOST RUNS ALLOWED, GAME	9, Noah Murdock	July 16 @ Corpus Christi, 13-7 L
MOST EARNED RUNS ALLOWED, GAME	9, Noah Murdock	July 16 @ Corpus Christi, 13-7 L
FEWEST HITS ALLOWED, GAME (STARTER)	0 (2x)	Last: Asa Lacy (0.2 IP), July 15 @ Corpus Christi, 9-5 W
MOST HITS ALLOWED, GAME	10 (4x)	Last: Anthony Veneziano, August 5 vs. Tulsa, 12-9 L
MOST HOME RUNS ALLOWED, GAME	4	July 2 @ Amarillo, 13-12 L
MOST STRIKEOUTS	10 (5x)	Last: Anthony Veneziano, July 23 vs. Springfield, 7-4 L
MOST CONSECUTIVE STRIKEOUTS	8, Alec Marsh (2nd to 4th Innings) *	May 19 @ Arkansas, 5-0 L
MOST WALKS ALLOWED, GAME	6 (3x)	Last: Noah Murdock, July 26 @ Wichita, 9-3 L
MOST HIT BATTERS, GAME	4, Noah Murdock ^	July 26 @ Wichita, 9-3 L
MOST INNINGS PITCHED, STARTER	7.0 (4x)	Last: Angel Zerpa, June 30 @ Amarillo, 5-4 L
MOST PITCHES THROWN, STARTER	103, Alec Marsh	August 24 vs. Springfield, 18-7 L
MOST INNINGS PITCHED, RELIEVER	4.2, Anthony Veneziano	May 14 vs. Wichita, 7-6 L
MOST PITCHES THROWN, RELIEVER	74, Dante Biasi	May 21 @ Arkansas, W, 11-4 (8)

^ Indicates All-Time Naturals Record Tied

* Indicates All-Time Naturals Record Set

DATE	OPPONENT	RESULT	1	2	3	4	5	6	7	8	9
4/8	@ Springfield	W, 11-8	Maikel Garcia	Nick Loftin	Michael Massey	Seuly Matias	Sebastian Rivero	Robbie Glendinning	Nate Eaton	Jake Means	John Rave
4/9	@ Springfield	L, 14-11	Maikel Garcia	Nick Loftin	Michael Massey	Seuly Matias	Sebastian Rivero	Robbie Glendinning	Nate Eaton	Logan Porter	John Rave
4/10	@ Springfield	L, 10-5	Maikel Garcia	John Rave	Michael Massey	Seuly Matias	Nate Eaton	Ryan Grotjohn	Jake Means	Tyler Cropley	Tucker Bradley
4/12	WICHITA	W, 8-6	Maikel Garcia	Nick Loftin	Michael Massey	Seuly Matias	Sebastian Rivero	John Rave	Nate Eaton	Jake Means	Tucker Bradley
4/13	WICHITA	W, 9-5	Maikel Garcia	Nick Loftin	Michael Massey	Seuly Matias	Sebastian Rivero	John Rave	Robbie Glendinning	Logan Porter	Tucker Bradley
4/14	WICHITA	L, 7-1	Maikel Garcia	Nick Loftin	John Rave	Jake Means	Sebastian Rivero	Nate Eaton	Robbie Glendinning	Logan Porter	Ryan Grotjohn
4/15	WICHITA	L, 4-2	Maikel Garcia	Nick Loftin	Michael Massey	Seuly Matias	Nate Eaton	Jake Means	Robbie Glendinning	Tyler Cropley	Tucker Bradley
4/16	WICHITA	L, 6-5 (10)	Nick Loftin	John Rave	Michael Massey	Jake Means	Sebastian Rivero	Nate Eaton	Ryan Grotjohn	Logan Porter	Tucker Bradley
4/17	WICHITA	L, 5-1	Maikel Garcia	John Rave	Michael Massey	Seuly Matias	Nate Eaton	Robbie Glendinning	Logan Porter	Tyler Cropley	Tucker Bradley
4/19	@ Frisco	L, 4-3	Maikel Garcia	Nick Loftin	Michael Massey	Seuly Matias	Sebastian Rivero	Nate Eaton	Robbie Glendinning	Jake Means	John Rave
4/20	@ Frisco	W, 7-2	Maikel Garcia	Nick Loftin	Michael Massey	Seuly Matias	Sebastian Rivero	Nate Eaton	Robbie Glendinning	Logan Porter	John Rave
4/21	@ Frisco	L, 12-2	Maikel Garcia	Nick Loftin	Michael Massey	Seuly Matias	John Rave	Robbie Glendinning	Logan Porter	Jake Means	Tucker Bradley
4/22	@ Frisco	W, 11-2	Maikel Garcia	Nick Loftin	Michael Massey	Seuly Matias	Nate Eaton	Sebastian Rivero	Robbie Glendinning	Jake Means	Jake Means
4/23	@ Frisco	W, 12-4	Maikel Garcia	Nick Loftin	Michael Massey	Seuly Matias	John Rave	Sebastian Rivero	Nate Eaton	Jake Means	Tucker Bradley
4/24	@ Frisco	W, 4-3	Nick Loftin	John Rave	Michael Massey	Seuly Matias	Robbie Glendinning	Nate Eaton	Logan Porter	Jake Means	Tucker Bradley
4/26	AMARILLO	W, 9-5 (11)	Maikel Garcia	Nick Loftin	Michael Massey	Seuly Matias	Sebastian Rivero	John Rave	Robbie Glendinning	Jake Means	Nate Eaton
4/27	AMARILLO	W, 12-6	Maikel Garcia	Nick Loftin	Michael Massey	Seuly Matias	John Rave	Sebastian Rivero	Nate Eaton	Logan Porter	Tucker Bradley
4/28	AMARILLO	L, 9-5	Maikel Garcia	Nick Loftin	Michael Massey	Seuly Matias	Nate Eaton	Sebastian Rivero	Robbie Glendinning	Jake Means	Tucker Bradley
4/29	AMARILLO	W, 8-7	Maikel Garcia	Nick Loftin	Michael Massey	Robbie Glendinning	Nate Eaton	John Rave	Logan Porter	Jake Means	Tucker Bradley
4/30	AMARILLO	L, 7-5	Maikel Garcia	Nick Loftin	Michael Massey	Seuly Matias	John Rave	Sebastian Rivero	Logan Porter	Ryan Grotjohn	Tucker Bradley
5/1	AMARILLO	W, 9-4	Maikel Garcia	Nate Eaton	Michael Massey	Seuly Matias	John Rave	Robbie Glendinning	Logan Porter	Jake Means	Tucker Bradley
5/2	@ Springfield	L, 12-5	Maikel Garcia	Nick Loftin	Michael Massey	Seuly Matias	Nate Eaton	Sebastian Rivero	Robbie Glendinning	Jake Means	John Rave
5/4	@ Springfield	W, 13-3	Maikel Garcia	Nick Loftin	Michael Massey	Seuly Matias	Nate Eaton	Sebastian Rivero	Robbie Glendinning	Logan Porter	John Rave
5/5	@ Springfield	W, 9-6	Maikel Garcia	Nick Loftin	Robbie Glendinning	Seuly Matias	Nate Eaton	Logan Porter	Jake Means	Brhet Bewley	Tucker Bradley
5/6	@ Springfield	L, 2-1	Maikel Garcia	Nick Loftin	Michael Massey	Seuly Matias	Nate Eaton	Sebastian Rivero	John Rave	Robbie Glendinning	Tucker Bradley
5/7	@ Springfield	W, 4-0	Maikel Garcia	Nick Loftin	Michael Massey	Seuly Matias	John Rave	Logan Porter	Brhet Bewley	Jake Means	Tucker Bradley
5/8	@ Springfield	W, 9-4	Maikel Garcia	Nick Loftin	Michael Massey	Robbie Glendinning	John Rave	Logan Porter	John Rave	Jake Means	Tucker Bradley
5/10	WICHITA	W, 7-4	Maikel Garcia	Nick Loftin	Michael Massey	Seuly Matias	John Rave	Nate Eaton	Robbie Glendinning	Logan Porter	Tucker Bradley
5/11	WICHITA	L, 4-3	Maikel Garcia	John Rave	Michael Massey	Seuly Matias	Nate Eaton	Robbie Glendinning	Logan Porter	Jake Means	Tucker Bradley
5/12	WICHITA	L, 10-4	Maikel Garcia	Nick Loftin	Michael Massey	Seuly Matias	Nate Eaton	Robbie Glendinning	Logan Porter	Brhet Bewley	John Rave
5/13	WICHITA	W, 7-0	Maikel Garcia	Nick Loftin	Michael Massey	Seuly Matias	John Rave	Nate Eaton	Gavin Stupiensi	Jake Means	Tucker Bradley
5/14	WICHITA	L, 7-6	Maikel Garcia	Nick Loftin	Michael Massey	Seuly Matias	Robbie Glendinning	Nate Eaton	Sebastian Rivero	Jake Means	Tucker Bradley
5/15	WICHITA	Cancelled/Rain									
5/17	@ Arkansas	L, 7-6 (10)	Maikel Garcia	Nick Loftin	Michael Massey	Seuly Matias	Nate Eaton	John Rave	Robbie Glendinning	Logan Porter	Tucker Bradley
5/18	@ Arkansas	L, 5-4	Maikel Garcia	Nick Loftin	Michael Massey	Seuly Matias	Nate Eaton	Robbie Glendinning	Logan Porter	Jake Means	John Rave
5/19	@ Arkansas	L, 5-0	Maikel Garcia	Nate Eaton	Michael Massey	Seuly Matias	Robbie Glendinning	John Rave	Logan Porter	Brhet Bewley	Tucker Bradley
5/20	@ Arkansas	L, 2-1	Maikel Garcia	Nick Loftin	Michael Massey	Seuly Matias	Nate Eaton	John Rave	Jake Means	Gavin Stupiensi	Tucker Bradley
5/21	@ Arkansas	W, 11-4 (8)	Maikel Garcia	Nick Loftin	Michael Massey	Logan Porter	Nate Eaton	John Rave	Robbie Glendinning	Jake Means	Tucker Bradley
5/22	@ Arkansas	W, 10-5	Maikel Garcia	Nick Loftin	Michael Massey	Robbie Glendinning	Nate Eaton	Seuly Matias	Logan Porter	Ryan Grotjohn	John Rave
5/24	@ Midland	W, 8-5	Maikel Garcia	Nick Loftin	Michael Massey	Robbie Glendinning	Nate Eaton	Seuly Matias	Logan Porter	Jake Means	Tucker Bradley
5/25	@ Midland	W, 11-3	Maikel Garcia	Nick Loftin	Michael Massey	Robbie Glendinning	Nate Eaton	Seuly Matias	Logan Porter	Jake Means	Tucker Bradley
5/26	@ Midland	L, 2-1 (10)	Maikel Garcia	Nick Loftin	Michael Massey	Robbie Glendinning	Brhet Bewley	Gavin Stupiensi	Jake Means	Ryan Grotjohn	Tucker Bradley
5/27	@ Midland	W, 14-6	Maikel Garcia	Nick Loftin	Michael Massey	Robbie Glendinning	Logan Porter	Seuly Matias	Brhet Bewley	Jake Means	Tucker Bradley
5/28	@ Midland	W, 10-8	Maikel Garcia	Nick Loftin	Michael Massey	Robbie Glendinning	Brhet Bewley	Seuly Matias	Michael Massey	Jake Means	Tucker Bradley
5/29	@ Midland	L, 3-1	Maikel Garcia	Nick Loftin	Michael Massey	Robbie Glendinning	Brhet Bewley	Seuly Matias	Gavin Stupiensi	Jake Means	Tucker Bradley
5/31	CORPUS CHRISTI	L, 8-7	Maikel Garcia	Nick Loftin	Michael Massey	Robbie Glendinning	Logan Porter	Seuly Matias	Ryan Grotjohn	Jake Means	Tucker Bradley
6/1	CORPUS CHRISTI	L, 6-2	Maikel Garcia	Brhet Bewley	Michael Massey	Robbie Glendinning	Logan Porter	Seuly Matias	Ryan Grotjohn	Jake Means	Tucker Bradley
6/2	CORPUS CHRISTI	W, 8-2	Tucker Bradley	Maikel Garcia	Michael Massey	Robbie Glendinning	Seuly Matias	Brhet Bewley	Gavin Stupiensi	Jake Means	Parker Bates
6/3	CORPUS CHRISTI	L, 5-4	Maikel Garcia	Brhet Bewley	Michael Massey	Robbie Glendinning	Logan Porter	Seuly Matias	Ryan Grotjohn	Jake Means	Parker Bates
6/4	CORPUS CHRISTI	W, 6-5 (10)	Maikel Garcia	Tucker Bradley	Michael Massey	Robbie Glendinning	Robbie Glendinning	Logan Porter	John Rave	Jake Means	Parker Bates
6/5	CORPUS CHRISTI	L, 17-4	Maikel Garcia	Tucker Bradley	Michael Massey	Robbie Glendinning	John Rave	Seuly Matias	Gavin Stupiensi	Jake Means	Brhet Bewley
6/7	@ Tulsa	L, 5-2	Maikel Garcia	Tucker Bradley	Michael Massey	Logan Porter	Nick Loftin	Seuly Matias	Robbie Glendinning	Jake Means	John Rave
6/8	@ Tulsa	Postponed/Rain									
6/9 G1	@ Tulsa	W, 5-3 (7)	Maikel Garcia	Nick Loftin	Michael Massey	Logan Porter	Robbie Glendinning	Seuly Matias	John Rave	Jake Means	Brhet Bewley
6/9 G2	@ Tulsa	W, 3-0 (7)	Maikel Garcia	Nick Loftin	Michael Massey	Logan Porter	Tucker Bradley	Seuly Matias	Jake Means	Gavin Stupiensi	Ryan Grotjohn
6/10	@ Tulsa	L, 4-4	Maikel Garcia	Nick Loftin	Michael Massey	Logan Porter	John Rave	Seuly Matias	Tucker Bradley	Robbie Glendinning	Jake Means
6/11	@ Tulsa	L, 9-4	Maikel Garcia	Nick Loftin	Michael Massey	Logan Porter	John Rave	Robbie Glendinning	Jake Means	Tyler Cropley	Brhet Bewley
6/12	@ Tulsa	W, 7-3	Tucker Bradley	Nick Loftin	Michael Massey	Robbie Glendinning	John Rave	Jake Means	Gavin Stupiensi	Brhet Bewley	Ryan Grotjohn
6/14	ARKANSAS	W, 7-5	Maikel Garcia	Nick Loftin	John Rave	Logan Porter	Tyler Gentry	Robbie Glendinning	Tyler Cropley	Jake Means	Tucker Bradley
6/15	ARKANSAS	L, 5-4	Maikel Garcia	Nick Loftin	John Rave	Logan Porter	Tyler Gentry	Sebastian Rivero	Robbie Glendinning	Jake Means	Tucker Bradley
6/16	ARKANSAS	L, 18-3	Maikel Garcia	John Rave	John Rave	Logan Porter	Tyler Gentry	Sebastian Rivero	John Rave	Jake Means	Tucker Bradley
6/17	ARKANSAS	L, 13-2	Maikel Garcia	Nick Loftin	John Rave	Logan Porter	John Rave	Robbie Glendinning	Ryan Grotjohn	Tyler Cropley	Tucker Bradley
6/18	ARKANSAS	W, 9-0	Maikel Garcia	Nick Loftin	Tyler Gentry	Logan Porter	John Rave	Robbie Glendinning	Sebastian Rivero	Jake Means	Tucker Bradley
6/19	ARKANSAS	W, 4-0	Maikel Garcia	Tucker Bradley	Tyler Gentry	Seuly Matias	John Rave	Jake Means	Tyler Cropley	Brhet Bewley	Ryan Grotjohn
6/21	SPRINGFIELD	L, 5-3	Maikel Garcia	Nick Loftin	Tyler Gentry	Logan Porter	John Rave	Seuly Matias	Sebastian Rivero	Robbie Glendinning	Jake Means
6/22	SPRINGFIELD	L, 9-6	Maikel Garcia	Nick Loftin	Tyler Gentry	Logan Porter	John Rave	Seuly Matias	Sebastian Rivero	Tyler Cropley	Tucker Bradley
6/23	SPRINGFIELD	L, 11-2	Maikel Garcia	Nick Loftin	Logan Porter	Seuly Matias	Robbie Glendinning	Tucker Bradley	Sebastian Rivero	Jake Means	Brhet Bewley
6/24	SPRINGFIELD	L, 7-1	Maikel Garcia	Tucker Bradley	Logan Porter	Tyler Gentry	Robbie Glendinning	John Rave	Sebastian Rivero	Jake Means	Ryan Grotjohn
6/25	SPRINGFIELD	L, 13-10	Nick Loftin	Tucker Bradley	Logan Porter	Robbie Glendinning	John Rave	Seuly Matias	Sebastian Rivero	Brhet Bewley	Ryan Grotjohn
6/26	SPRINGFIELD	L, 8-2	Maikel Garcia	Nick Loftin	Logan Porter	Tyler Gentry	Robbie Glendinning	John Rave	Seuly Matias	Jake Means	Tyler Cropley
6/28	@ Amarillo	W, 20-6	Maikel Garcia	Nick Loftin	Tyler Gentry	Robbie Glendinning	John Rave	Seuly Matias	Sebastian Rivero	Jake Means	Tucker Bradley
6/29	@ Amarillo	L, 10-4	Maikel Garcia	Nick Loftin	Tyler Gentry	Robbie Glendinning	John Rave	Seuly Matias	Sebastian Rivero	Brhet Bewley	Tucker Bradley
6/30	@ Amarillo	L, 5-4	Maikel Garcia	Nick Loftin	Tyler Gentry	Robbie Glendinning	Logan Porter	John Rave	Seuly Matias	Jake Means	Tyler Cropley
7/1	@ Amarillo	L, 11-10	Maikel Garcia	Nick Loftin	Tyler Gentry	Robbie Glendinning	Logan Porter	John Rave	Sebastian Rivero	Jake Means	Tucker Bradley
7/2	@ Amarillo	L, 13-12	Maikel Garcia	Nick Loftin	Tyler Gentry	Robbie Glendinning	Logan Porter	Seuly Matias	Jake Means	Tyler Cropley	Brhet Bewley
7/3	@ Amarillo	W, 10-4	Nick Loftin	Tucker Bradley	Tyler Gentry	Robbie Glendinning	John Rave	Seuly Matias	Sebastian Rivero	Jake Means	Ryan Grotjohn
7/4	TULSA	W, 7-6 (10)	Maikel Garcia	Nick Loftin	Logan Porter	Robbie Glendinning	John Rave	Seuly Matias	Tucker Bradley	Jake Means	Tyler Cropley
7/6	TULSA	L, 7-4	Maikel Garcia	Nick Loftin	Logan Porter	Robbie Glendinning	John Rave	Seuly Matias	Sebastian Rivero	Jake Means	Tucker Bradley
7/7	TULSA	L, 3-0	Maikel Garcia	Nick Loftin	Logan Porter	Tyler Gentry	John Rave	Tucker Bradley	Tucker Bradley	Sebastian Rivero	Jake Means
7/8	TULSA	L, 3-2	Maikel Garcia	Nick Loftin	Tyler Gentry	Robbie Glendinning	Logan Porter	Seuly Matias	Jake Means	Tyler Cropley	Brhet Bewley
7/9	TULSA	W, 6-3	Tucker Bradley	Nick Loftin	Tyler Gentry	Robbie Glendinning	John Rave	Logan Porter	Seuly Matias	Sebastian Rivero	Ryan Grotjohn
7/10	TULSA	L, 6-3	Maikel Garcia	Tucker Bradley	Nick Loftin	Tyler Gentry	Robbie Glendinning	John Rave	Seuly Matias	Jake Means	Tyler Cropley
7/12	@ Corpus Christi	L, 8-3	Tucker Bradley	Nick Loftin	Tyler Gentry	Robbie Glendinning	Logan Porter	Seuly Matias	Jake Means	Brhet Bewley	Morgan McCullough
7/13	@ Corpus Christi	L, 10-3	Tucker Bradley	Nick Loftin	Tyler Gentry	Robbie Glendinning	CJ Alexander	Logan Porter	Seuly Matias	Jake Means	Brhet Bewley
7/14	@ Corpus Christi	L, 16-3	Tucker Bradley	Nick Loftin	Tyler Gentry	Robbie Glendinning	CJ Alexander	Seuly Matias	Jake Means	Gavin Stupiensi	Morgan McCullough
7/15	@ Corpus Christi	W, 9-5	Nick Loftin	Tyler Gentry	Robbie Glendinning	Logan Porter	CJ Alexander	Seuly Matias	Jake Means	Brhet Bewley	Morgan McCullough
7/16	@ Corpus Christi	L, 12-7	Tucker Bradley	Nick Loftin	Tyler Gentry	Robbie Glendinning	Logan Porter	CJ Alexander	Jake Means	Brhet Bewley	Morgan McCullough
7/17	@ Corpus Christi	W, 16-7	Tucker Bradley	Nick Loftin	Tyler Gentry	Robbie Glendinning	Logan Porter	CJ Alexander	Jake Means	Brhet Bewley	Morgan McCullough
7/19	SPRINGFIELD	L, 11-4	Maikel Garcia	Tucker Bradley	Nick Loftin	Tyler Gentry	Robbie Glendinning	Sebastian Rivero	Sebastian Rivero	John Rave	John Rave
7/23	SPRINGFIELD	L, 7-4	Maikel Garcia	Tucker Bradley	Nick Loftin	Tyler Gentry	Logan Porter	CJ Alexander	Seuly Matias	Sebastian Rivero	John Rave
7/24	SPRINGFIELD	L, 11-4	Maikel Garcia	Tucker Bradley	Nick Loftin	Tyler Gentry	Robbie Glendinning	Logan Porter	Jake Means	Tyler Cropley	Brhet Bewley
7/26	@ Wichita	L, 9-3	Maikel Garcia	Tucker Bradley	Nick Loftin	Tyler Gentry	John Rave	Robbie Glendinning	CJ Alexander	Logan Porter	Sebastian Rivero
7/27	@ Wichita	W, 5-0	Tucker Bradley	Nick Loftin	Tyler Gentry	Robbie Glendinning	CJ Alexander	Seuly Matias	John Rave	Jake Means	Tyler Cropley
7/28	@ Wichita	L, 10-2	Tucker Bradley	Nick Loftin	Logan Porter	Robbie Glendinning	John Rave	Seuly Matias	CJ Alexander	Jake Means	Tyler Cropley
7/29	@ Wichita	W, 3-2	Tucker Bradley	Nick Loftin	Tyler Gentry	Logan Porter	John Rave	Seuly Matias	CJ Alexander	Sebastian Rivero	Jake Means
7/30	@ Wichita	L, 11-3	Tucker Bradley	Nick Loftin	Tyler Gentry	Logan Porter	Seuly Matias	Sebastian Rivero	CJ Alexander	Jake Means	Brhet Bewley
7/31	@ Wichita	L, 5-3	Tucker Bradley	Nick Loftin	Tyler Gentry	Robbie Glendinning	John Rave	Logan Porter	CJ Alexander	Seuly Matias	Tyler Cropley
8/2	TULSA	W, 9-5	Tucker Bradley	Nick Loftin	Tyler Gentry	Robbie Glendinning	John Rave	Logan Porter	Seuly Matias	Jake Means	Tyler Cropley
8/3	TULSA	W, 4-4	Tucker Bradley	Nick Loftin	Tyler Gentry	Robbie Glendinning	John Rave	Logan Porter	CJ Alexander	Seuly Matias	Jake Means
8/4	TULSA	L, 23-7	Tucker Bradley	Nick Loftin	Tyler Gentry	Robbie Glendinning	John Rave	Logan Porter	CJ Alexander	Tyler Cropley	Morgan McCullough
8/5	TULSA	L, 12-9	Tucker Bradley	Nick Loftin	Tyler Gentry	Logan Porter	CJ Alexander	Seuly Matias	Jake Means	Brhet Bewley	Morgan McCullough
8/6	TULSA	L, 9-2	Tucker Bradley	Nick Loftin	Tyler Gentry	CJ Alexander	Robbie Glendinning	John Rave	Logan Porter	Jake Means	Tyler Cropley
8/7	TULSA	W, 8-1	Tucker Bradley	Nick Loftin	Logan Porter	CJ Alexander	Robbie Glendinning	John Rave	Seuly Matias	Jake Means	Morgan McCullough
8/9	@ Arkansas	L, 8-1	Tucker Bradley	Diego Hernández	Tyler Gentry	CJ Alexander	Robbie Glendinning	John Rave	Luca Tresh	Jake Means	Angelo Castellano
8/10	@ Arkansas	W, 8-4	Tucker Bradley	Diego Hernández	Tyler Gentry	CJ Alexander	Robbie Glendinning	John Rave	Luca Tresh	Angelo Castellano	Morgan McCullough
8/11	@ Arkansas	L, 6-4	Tucker Bradley	Angelo Castellano	Tyler Gentry	CJ Alexander	Robbie Glendinning	John Rave	Brhet Bewley	Seuly Matias	Tyler Cropley
8/12	@ Arkansas	L, 6-0	Diego Hernández	Tyler Gentry	CJ Alexander	Robbie Glendinning	John Rave	Luca Tresh	Seuly Matias	Morgan McCullough	Angelo Castellano
8/13	@ Arkansas	L, 11-5	Tucker Bradley	Diego Hernández	Tyler Gentry	Robbie Glendinning	John Rave	Luca Tresh	Seuly Matias	Morgan McCullough	Angelo Castellano
8/14	@ Arkansas	L, 5-0	Tucker Bradley	Diego Hernández	Robbie Glendinning	CJ Alexander	Jake Means	John Rave	Tyler Cropley	Brhet Bewley	Angelo Castellano
8/16	SAN ANTONIO	L, 5-3	Tucker Bradley	Tyler Gentry	CJ Alexander	Robbie Glendinning	John Rave	Seuly Matias	Sebastian Rivero	Jake Means	Angelo Castellano
8/17	SAN ANTONIO	L, 20-15	Tucker Bradley	Diego Hernández	Tyler Gentry	Robbie Glendinning	John Rave	Seuly Matias	John Rave	Jake Means	Morgan McCullough
8/18	SAN ANTONIO	L, 9-5	Tucker Bradley	Tyler Gentry	Robbie Glendinning	John Rave	Seuly Matias	Jake Means	Seuly Matias	Morgan McCullough	Angelo Castellano
8/19	SAN ANTONIO	W, 9-8	Tucker Bradley	Diego Hernández	Tyler Gentry	Robbie Glendinning	John Rave	Seuly Matias	Luca Tresh	Jake Means	Angelo Castellano
8/20	SAN ANTONIO	W, 5-3 (10)	Tucker Bradley	Diego Hernández	Tyler Gentry	CJ Alexander	Robbie Glendinning	John Rave	Jake Means	Sebastian Rivero	Morgan McCullough
8/21	SAN ANTONIO	W, 9-3	Tucker Bradley	Diego Hernández</							



LF

Tucker Bradley, 74 (32-42)
John Rave, 18 (9-9)
Tyler Gentry, 14 (3-11)
Ryan Grotjohn, 4 (1-3)
Nate Eaton, 3 (2-1)
Nick Loftin, 2 (2-0)

CF

Nick Loftin, 53 (20-33)
John Rave, 49 (22-27)
Diego Hernández, 9 (4-5)
Parker Bates, 2 (1-1)
Ryan Grotjohn, 1 (1-0)
Tucker Bradley, 1 (0-1)

RF

Seuly Matias, 60 (25-35)
Tyler Gentry, 25 (10-15)
John Rave, 13 (3-10)
Nate Eaton, 7 (3-4)
Tucker Bradley, 5 (3-2)
Ryan Grotjohn, 2 (2-0)
Diego Hernández, 2 (1-1)
Parker Bates, 1 (0-1)

SS

Maikel García, 77 (31-46)
Morgan McCullough, 11 (4-7)
Angelo Castellano, 9 (2-7)
Nick Loftin, 6 (4-2)
Jake Means, 5 (3-2)
Ryan Grotjohn, 4 (2-2)
Jeison Guzmán, 2 (1-1)
Nate Eaton, 1 (1-0)

2B

Michael Massey, 46 (25-21)
Brhet Bewley, 20 (6-14)
Nick Loftin, 19 (7-12)
Robbie Glendinning, 15 (5-10)
Morgan McCullough, 5 (3-2)
Jake Means, 5 (2-3)
Ryan Grotjohn, 5 (0-5)

3B

Jake Means, 57 (22-35)
Nate Eaton, 23 (10-13)
CJ Alexander, 10 (2-8)
Robbie Glendinning, 9 (5-4)
Logan Porter, 6 (3-3)
Brhet Bewley, 4 (4-0)
Nick Loftin, 3 (1-2)
Morgan McCullough, 2 (0-2)
Ryan Grotjohn, 1 (1-0)

SP

Alec Marsh, 21 (4-17)
Anthony Veneziano, 20 (9-11)
Dante Biasi, 15 (9-6)
Ángel Zerpa, 13 (5-8)
Drew Parrish, 10 (5-5)
Andrew Hoffmann, 6 (2-4)
Noah Murdock, 6 (1-5)
Jon Bowlan, 5 (2-3)
T.J. Sikkema, 4 (2-2)
Will Klein, 3 (2-1)
Asa Lacy, 3 (2-1)
Marcelo Martinez, 3 (2-1)
Zack Phillips, 3 (2-1)
Zach Haake, 1 (1-0)
Walter Pennington, 1 (0-1)

1B

Robbie Glendinning, 60 (26-34)
Logan Porter, 20 (6-14)
Jake Means, 18 (10-8)
CJ Alexander, 17 (6-11)

DH

Seuly Matias, 23 (9-14)
Tucker Bradley, 14 (6-8)
Logan Porter, 14 (4-10)
Robbie Glendinning, 13 (5-8)
Tyler Gentry, 13 (4-9)
John Rave, 8 (6-2)
Michael Massey, 8 (2-6)
Nick Loftin, 6 (5-1)
Brhet Bewley, 6 (1-5)
CJ Alexander, 3 (1-2)
Nate Eaton, 2 (2-0)
Jake Means, 2 (2-0)
Ryan Grotjohn, 2 (1-1)
Sebastian Rivero, 1 (0-1)

C

Sebastian Rivero, 40 (16-24)
Logan Porter, 35 (19-16)
Tyler Crolepy, 21 (4-17)
Gavin Stupienski, 10 (5-5)
Luca Tresh, 9 (4-5)

1	2	3	4	5	6	7	8	9
Maikel García, 76 (30-46) Tucker Bradley, 32 (15-17) Nick Loftin, 6 (4-2) Diego Hernández, 1 (1-0)	Nick Loftin, 77 (35-42) Tucker Bradley, 12 (3-9) Diego Hernández, 10 (5-5) John Rave, 5 (1-4) Tyler Gentry, 4 (1-3) Brhet Bewley, 3 (1-2) Nate Eaton, 2 (1-1) Maikel García, 1 (1-0) Angelo Castellano, 1 (0-1)	Michael Massey, 54 (27-27) Tyler Gentry, 38 (15-23) Logan Porter, 8 (3-5) Nick Loftin, 5 (0-5) Robbie Glendinning, 4 (2-2) John Rave, 4 (1-3) CJ Alexander, 2 (0-2)	Robbie Glendinning, 41 (20-21) Seuly Matias, 32 (14-18) Logan Porter, 18 (8-10) CJ Alexander, 11 (4-7) Tyler Gentry, 7 (0-7) John Rave, 4 (2-2) Jake Means, 2 (0-2)	John Rave, 34 (19-15) Robbie Glendinning, 21 (9-12) Nate Eaton, 19 (7-12) Logan Porter, 15 (4-11) Sebastian Rivero, 9 (4-5) CJ Alexander, 5 (2-3) Tyler Gentry, 3 (1-2) Seuly Matias, 3 (1-2) Brhet Bewley, 2 (0-2) Tucker Bradley, 1 (1-0) Luca Tresh, 1 (1-0) Nick Loftin, 1 (0-1) Jake Means, 1 (0-1)	Seuly Matias, 33 (14-19) John Rave, 25 (10-15) Robbie Glendinning, 13 (4-9) Sebastian Rivero, 12 (5-7) Nate Eaton, 9 (6-3) Logan Porter, 8 (5-3) Jake Means, 4 (2-2) CJ Alexander, 4 (1-3) Luca Tresh, 2 (0-2) Brhet Bewley, 1 (1-0) Jeison Guzmán, 1 (1-0) Tucker Bradley, 1 (0-1) Ryan Grotjohn, 1 (0-1) Gavin Stupienski, 1 (0-1)	Robbie Glendinning, 16 (6-10) Jake Means, 16 (6-10) Logan Porter, 15 (6-9) Seuly Matias, 13 (4-9) Sebastian Rivero, 10 (3-7) CJ Alexander, 7 (2-5) Ryan Grotjohn, 7 (1-6) Gavin Stupienski, 6 (4-2) Nate Eaton, 5 (4-1) Luca Tresh, 5 (3-2) John Rave, 4 (3-1) Tucker Bradley, 4 (2-2) Brhet Bewley, 3 (2-1) Tyler Crolepy, 3 (2-1) Jeison Guzmán, 1 (0-1)	Jake Means, 56 (26-30) Brhet Bewley, 12 (6-6) Logan Porter, 11 (6-5) Tyler Crolepy, 10 (1-9) Sebastian Rivero, 8 (4-4) Morgan McCullough, 5 (0-5) Robbie Glendinning, 3 (1-2) Ryan Grotjohn, 3 (1-2) Gavin Stupienski, 3 (1-2) Seuly Matias, 2 (1-1) Angelo Castellano, 1 (0-1) Luca Tresh, 1 (0-1)	Tucker Bradley, 44 (21-23) Morgan McCullough, 12 (6-6) John Rave, 12 (4-8) Brhet Bewley, 9 (1-8) Ryan Grotjohn, 8 (5-3) Angelo Castellano, 8 (2-6) Tyler Crolepy, 8 (1-7) Jake Means, 8 (5-3) Parker Bates, 3 (2-1) Sebastian Rivero, 2 (1-1) Nate Eaton, 1 (0-1)



PLAYER	GS	POSITION										BATTING ORDER								
		C	1B	2B	3B	SS	LF	CF	RF	OF	DH	1ST	2ND	3RD	4TH	5TH	6TH	7TH	8TH	9TH
Robbie Glendinning	98		61	15	9						13			4	41	21	13	16	3	
Tucker Bradley	94						74	1	5	80	14	32	12			1	1	4		44
Nick Loftin	89			19	3	6	2	53		55	6	6	77	5		1				
John Rave	88						18	49	13	80	8		5	4	4	34	25	4		12
Jake Means	87		18	5	57	5					2				2	1	4	16	56	8
Seuly Matias	83								60	60	23				32	3	33	13	2	
Maikel Garcia	77					77						76	1							
Logan Porter	75	35	20		6						14			8	18	15	8	15	11	
Michael Massey	54			46							8			54						
Tyler Gentry	52						14		25	39	13		4	38	7	3				
Sebastian Rivero	41	40									1					9	12	10	8	2
Nate Eaton	36				23	1	3		7	10	2		2			19	9	5		1
Brhet Bewley	30			20	4						6		3			2	1	3	12	9
CJ Alexander	29		16		10						3			2	11	5	4	7		
Tyler Cropley	21	21																3	10	8
Ryan Grotjohn	19			5	1	4	4	1	2	7	2						1	7	3	8
Morgan McCullough	17			5	2	10													5	12
Diego Hernández	11							9	2	11		1	10							
Gavin Stupienski	10	10															1	6	3	
Angelo Castellano	10					10							1						1	8
Luca Tresh	9	9														1	2	5	1	
Parker Bates	3							2	1	3										3
Jeison Guzmán	2					2											1	1		

OUTFIELD ASSISTS (30)

TUCKER BRADLEY (7)	LF	6
	RF	1
NATE EATON (4)	LF	1
	RF	3
TYLER GENTRY (7)	LF	3
	RF	4
NICK LOFTIN (4)	CF	4
SEULY MATIAS (4)	RF	4
JOHN RAVE (4)	CF	4

OF LINEUP COMBOS

115 games, 114 unique lineup combinations used

MOST USED LINEUP (2x)

	PLAYER	Pos.
1	Tucker Bradley	LF
2	Nick Loftin	CF
3	Tyler Gentry	RF
4	Robbie Glendinning	1B
5	Logan Porter	C
6	CJ Alexander	3B
7	Jake Means	2B
8	Brhet Bewley	DH
9	Morgan McCullough	SS

NATURALS POSITION PRODUCTION

	AVG	AB	H	TB	2B	3B	HR	RBI	BB	SO	OBP	SLG	OPS	SAC	SF	HBP	GIDP
C	.252	413	104	180	31	0	15	66	53	110	.354	.436	.790	1	3	14	7
1B	.268	429	115	203	25	0	21	90	55	146	.355	.473	.828	0	7	7	8
2B	.256	434	111	182	23	0	16	71	61	130	.348	.419	.767	3	9	5	8
3B	.221	421	93	151	25	3	9	62	58	126	.323	.359	.682	1	3	7	12
SS	.273	461	126	173	30	1	5	40	63	106	.361	.375	.736	4	3	2	8
LF	.284	436	124	182	24	2	10	58	62	98	.374	.417	.791	4	6	4	7
CF	.259	451	117	179	20	3	12	61	58	106	.348	.397	.745	6	5	6	12
RF	.270	433	117	225	18	3	28	97	51	133	.358	.520	.878	2	9	13	4
DH	.250	424	106	185	14	1	21	70	61	125	.351	.436	.787	2	6	8	3

NATURALS LINEUP PRODUCTION

	AVG	AB	H	TB	2B	3B	HR	RBI	BB	SO	OBP	SLG	OPS	SAC	SF	HBP	GIDP
1st	.291	488	142	209	38	1	9	53	65	100	.373	.428	.801	5	3	1	12
2nd	.271	468	127	185	20	1	12	59	60	83	.356	.395	.751	7	7	5	9
3rd	.295	457	135	223	25	0	21	98	59	116	.379	.488	.867	1	11	9	7
4th	.264	444	117	209	21	1	23	89	57	160	.353	.471	.824	0	8	9	10
5th	.225	435	98	176	20	2	18	75	56	113	.323	.405	.728	0	7	10	4
6th	.261	418	109	197	19	3	21	76	62	139	.364	.471	.835	2	4	8	6
7th	.262	416	109	181	23	2	15	67	51	134	.355	.435	.790	1	6	12	4
8th	.209	406	85	133	24	0	8	46	58	136	.319	.328	.647	2	1	8	10
9th	.242	393	95	152	21	3	10	56	55	109	.336	.387	.723	5	6	4	7



GM #	APRIL	OPPONENT	SCORE	RECORD	Pos./G+/-	WIN	LOSS	SAVE	TEMP.	1ST PITCH	TIME	ATT.	HOME ATT.	NATURALS				OPPONENT			
														R	H	E	LO	R	H	E	LO
1	4/8	@ Springfield	W, 11-8	1 - 0	T-1st/+1.0	Á. Sotillet (1-0)	G. Black (0-1)	-	42°	6:41 PM	3:55	3,682		11	12	0	10	8	8	4	10
2	4/9	@ Springfield	L, 14-11	1 - 1	T-2nd/-1.0	J. Quezada (1-0)	A. Veneziano (0-1)	F. Pacheco (1)	63°	5:37 PM	3:47	3,037		11	15	2	10	14	13	2	10
3	4/10	@ Springfield	L, 10-5	1 - 2	T-3rd/-2.0	M. Brettell (1-0)	Á. Zerpa (0-1)	-	79°	1:38 PM	2:43	2,760		5	7	2	6	10	12	1	6
4	4/12	WICHITA	W, 8-6	2 - 2	T-3rd/-1.0	D. Biasi (1-0)	B. Lawson (0-1)	Á. Sotillet (1)	72°	7:04 PM	3:04	4,032	4,032	8	8	0	6	6	6	2	9
5	4/13	WICHITA	W, 8-5	3 - 2	2nd/-1.0	C. Cosby (1-0)	A. Scherff (0-1)	-	53°	7:05 PM	2:48	2,590	6,622	8	12	0	7	5	7	2	4
6	4/14	WICHITA	L, 7-1	3 - 3	3rd/-1.0	L. Varland (1-0)	D. Parrish (0-1)	-	64°	7:04 PM	3:03	2,655	9,277	1	5	0	7	7	7	0	7
7	4/15	WICHITA	L, 4-2	3 - 4	3rd/-2.0	S. Woods Richardson (1-0)	A. Veneziano (0-2)	A. Schuller (1)	73°	7:05 PM	2:25	4,404	13,681	2	5	0	6	4	9	1	9
8	4/16	WICHITA	L, 6-5 (10)	3 - 5	T-4th/-2.5	A. Angulo (1-0)	Z. Willemann (0-1)	S. Klimek (1)	55°	6:05 PM	3:25	3,003	16,684	5	6	2	12	6	16	4	11
9	4/17	WICHITA	L, 5-1	3 - 6	5th/-3.0	T. Viza (1-0)	A. Lacy (0-1)	-	52°	2:05 PM	2:37	1,950	18,634	1	10	1	9	5	7	0	5
10	4/19	@ Frisco	L, 4-3	3 - 7	5th/-4.0	S. Nordlin (2-1)	A. Marsh (0-1)	C. Lee (3)	70°	6:37 PM	2:37	2,162		3	2	0	7	4	9	1	10
11	4/20	@ Frisco	W, 7-2	4 - 7	T-4th/-4.0	D. Parrish (1-1)	A. Weems (0-1)	-	86°	6:37 PM	2:27	2,324		7	10	1	7	2	4	0	6
12	4/21	@ Frisco	L, 12-2	4 - 8	5th/-4.0	N. Starr (1-0)	A. Veneziano (0-3)	-	82°	6:37 PM	2:26	3,939		2	2	0	7	12	13	1	3
13	4/22	@ Frisco	W, 11-2	5 - 8	T-4th/-4.0	Á. Zerpa (1-1)	C. Bradford (1-1)	-	84°	6:36 PM	2:30	6,222		11	8	0	4	2	8	1	10
14	4/23	@ Frisco	W, 12-4	6 - 8	4th/-4.0	W. Pennington (1-0)	J. Leiter (0-1)	-	82°	6:40 PM	2:39	6,777		12	12	2	7	4	10	2	8
15	4/24	@ Frisco	W, 4-3	7 - 8	4th/-3.0	Y. Del Rosario (1-0)	C. Ragans (0-1)	Á. Sotillet (2)	75°	4:16 PM	2:21	3,208		4	9	0	9	3	6	1	6
16	4/26	AMARILLO	L, 6-5 (11)	7 - 9	T-4th/-3.0	J. Garcia (1-0)	W. Pennington (1-1)	B. Rogers (1)	55°	11:06 AM	3:02	3,702	22,336	6	10	0	8	5	9	1	9
17	4/27	AMARILLO	W, 12-6	8 - 9	4th/-3.0	A. Veneziano (1-3)	S. Cecconi (0-1)	-	68°	7:05 PM	2:28	3,073	25,409	12	15	0	9	6	11	2	7
18	4/28	AMARILLO	L, 9-5	8 - 10	4th/-3.0	K. Curtis (1-1)	Z. Willemann (0-2)	-	64°	7:04 PM	2:38	3,100	28,509	5	8	0	6	9	13	1	4
19	4/29	AMARILLO	W, 8-7	9 - 10	T-3rd/-3.0	W. Pennington (2-1)	D. Olivero (0-1)	J. Dipoto (1)	74°	7:05 PM	2:51	4,890	33,399	8	17	1	9	7	15	0	11
20	4/30	AMARILLO	L, 7-5	9 - 11	T-3rd/-3.0	B. Pfadt (1-1)	H. Capps (0-1)	B. Workman (1)	72°	6:06 PM	2:16	5,857	39,256	5	8	0	4	7	10	0	5

APRIL Hitting Results: .261/.357/.422 (180-for-690), 37 2B, 22 HR, 126 R, 97 BB, 32 SB // APRIL Pitching Results: 9-11, 5.98 ERA (119 ER in 179.0 IP), 3/5 SV, 194 H, 25 HR, 87 BB, 158 K, .276 AVG

GM #	MAY	OPPONENT	SCORE	RECORD	Pos./G+/-	WIN	LOSS	SAVE	TEMP.	1ST PITCH	TIME	ATT.	HOME ATT.	NATURALS				OPPONENT			
														R	H	E	LO	R	H	E	LO
21	5/1	AMARILLO	W, 9-5	10 - 11	3rd/-3.0	D. Parrish (2-1)	J. Vernia (0-1)	-	70°	2:04 PM	2:32	5,348	44,604	9	12	0	7	5	11	0	7
22	5/3	@ Springfield	L, 12-5	10 - 12	T-3rd/-3.5	D. Roach (2-1)	A. Veneziano (1-3)	-	52°	6:37 PM	2:49	3,701		5	8	2	7	12	10	2	10
23	5/4	@ Springfield	W, 13-3	11 - 12	T-3rd/-3.0	M. Martinez (1-0)	K. Leahy (0-4)	-	55°	7:34 PM	2:33 (:59)	3,131		13	15	0	10	3	6	1	4
24	5/5	@ Springfield	W, 9-6	12 - 12	3rd/-2.5	Y. Del Rosario (2-0)	G. Black (1-3)	W. Pennington (1)	61°	6:36 PM	2:42	3,125		9	17	0	12	6	8	1	4
25	5/6	@ Springfield	L, 2-1	12 - 13	T-3rd/-4.0	T. Pike (1-1)	H. Capps (0-2)	F. Pacheco (5)	64°	6:39 PM	2:22	3,165		1	4	1	2	2	6	0	10
26	5/7	@ Springfield	W, 4-0	13 - 13	3rd/-4.0	D. Parrish (3-1)	C. Lunn (2-3)	-	74°	6:05 PM	2:04	4,375		4	9	0	5	0	3	1	4
27	5/8	@ Springfield	W, 9-5	14 - 13	3rd/-2.5	W. Pennington (3-1)	F. Pacheco (0-1)	-	77°	6:07 PM	2:40	3,922		9	13	1	8	5	6	1	7
28	5/10	WICHITA	W, 7-4	15 - 13	3rd/-1.5	D. Biasi (2-0)	K. Klimek (0-1)	Y. Del Rosario (1)	84°	11:06 AM	2:35	5,620	50,224	7	11	0	5	4	7	0	11
29	5/11	WICHITA	L, 4-3	15 - 14	3rd/-2.5	K. Funderburk (2-0)	Á. Zerpa (1-2)	A. Schuller (5)	84°	7:04 PM	2:22	2,434	52,658	3	8	2	9	4	8	2	8
30	5/12	WICHITA	L, 10-4	15 - 15	3rd/-3.5	L. Varland (4-1)	P. Smith (0-1)	-	85°	7:06 PM	2:30	3,825	56,483	4	8	2	4	10	11	1	9
31	5/13	WICHITA	W, 7-0	16 - 15	3rd/-2.5	D. Parrish (4-1)	S. Woods Richardson (2-1)	-	82°	7:05 PM	2:14	4,497	60,980	7	8	0	3	0	5	0	5
32	5/14	WICHITA	L, 7-6	16 - 16	3rd/-3.5	B. Gross (2-0)	H. Capps (0-3)	A. Schuller (6)	84°	6:04 PM	2:52	5,558	66,538	6	11	1	10	7	10	2	8
33	5/17	@ Arkansas	L, 7-6 (10)	16 - 17	3rd/-4.5	T. Kuhn (1-1)	W. Pennington (3-2)	-	81°	6:37 PM	2:53	3,374		6	12	0	10	7	10	1	6
34	5/18	@ Arkansas	L, 5-4	16 - 18	3rd/-5.5	T. Dollard (1-1)	Á. Zerpa (1-3)	M. Stryfeler (6)	89°	6:34 PM	2:14	3,646		4	5	1	5	5	7	1	6
35	5/19	@ Arkansas	L, 5-0	16 - 19	4th/-6.5	C. Jones (1-2)	A. Marsh (0-2)	-	90°	6:35 PM	2:15	3,769		0	3	1	7	5	8	3	8
36	5/20	@ Arkansas	L, 2-1	16 - 20	4th/-6.5	J. Haberer (1-2)	D. Parrish (4-2)	T. Kuhn (3)	89°	7:04 PM	2:24	6,016		1	4	1	6	2	4	0	7
37	5/21	@ Arkansas	W, 11-4 (8)	17 - 20	4th/-6.0	D. Biasi (3-0)	S. Kolek (1-3)	-	75°	7:06 PM	2:54 (:30)	3,869		11	12	0	10	4	5	1	6
38	5/22	@ Arkansas	W, 10-5	18 - 20	3rd/-6.0	Z. Phillips (1-0)	E. Hancock (0-1)	-	62°	1:35 PM	2:44	3,807		10	11	1	6	5	8	2	8
39	5/24	@ Midland	W, 8-5	19 - 20	3rd/-5.5	Y. Del Rosario (3-0)	D. Leal (0-1)	Z. Willemann (1)	68°	11:02 AM	2:25	4,066		8	10	0	5	5	12	1	11
40	5/25	@ Midland	W, 11-3	20 - 20	3rd/-4.5	A. Marsh (1-2)	R. Cusick (1-5)	-	74°	6:33 PM	2:48	3,012		11	16	0	9	3	10	2	13
41	5/26	@ Midland	L, 2-1 (10)	20 - 21	3rd/-5.0	G. Acton (1-2)	Z. Phillips (1-1)	-	90°	7:02 PM	2:41	3,450		1	8	0	11	2	3	1	4
42	5/27	@ Midland	W, 14-6	21 - 21	3rd/-5.0	Á. Sotillet (2-0)	T. Damron (1-3)	-	97°	7:01 PM	3:03	3,549		14	17	2	12	6	7	2	11
43	5/28	@ Midland	W, 9-7 (10)	22 - 21	3rd/-5.0	Y. Del Rosario (4-0)	C. Cohen (2-3)	-	98°	7:00 PM	2:50	3,425		9	15	0	11	7	10	1	8
44	5/29	@ Midland	L, 3-1	22 - 22	3rd/-5.0	M. Milburn (3-3)	Á. Zerpa (1-4)	A. Briggs (2)	96°	2:02 PM	1:48	2,446		1	6	0	7	3	11	0	6
45	5/31	CORPUS CHRISTI	L, 8-7	22 - 23	4th/-5.0	D. West (1-0)	Y. Del Rosario (1-4)	M. Ruppenthal (1)	82°	7:04 PM	2:52	2,447	68,785	7	12	2	9	8	11	0	7

MAY Hitting Results: .286/.354/.456 (255-for-892), 53 2B, 29 HR, 160 R, 94 BB, 31 SB // MAY Pitching Results: 13-12, 4.43 ERA (108 ER in 219.1 IP), 3/6 SV, 197 H, 25 HR, 123 BB, 249 K, .239 AVG

														NATURALS				OPPONENT				
GM #	JUNE	OPPONENT	SCORE	RECORD	Pos./G+/-	WIN	LOSS	SAVE	TEMP.	1st PITCH	TIME	ATT.	HOME ATT.	R	H	E	LO	R	H	E	LO	
46	6/1	CORPUS CHRISTI	L, 6-2	22 - 24	4th/-5.5	J. Endersby (2-1)	D. Parrish (4-3)	-	80°	7:04 PM	2:32	2,183	70,968	2	7	0	8	6	11	0	8	
47	6/2	CORPUS CHRISTI	W, 8-2	23 - 24	4th/-5.5	D. Biasi (4-0)	J. Melendez (0-5)	-	84°	4:04 PM	3:01	5,408	76,376	8	9	0	6	2	2	1	9	
48	6/3	CORPUS CHRISTI	L, 5-4	23 - 25	4th/-5.5	A. Chaidze (2-0)	Y. Del Rosario (2-4)	-	75°	7:05 PM	2:34	5,659	82,035	4	7	0	7	5	9	0	8	
49	6/4	CORPUS CHRISTI	W, 6-5 (10)	24 - 25	4th/-5.5	J. Dipoto (1-0)	D. Conn (4-2)	-	79°	6:05 PM	3:03	3,928	85,963	6	4	0	8	5	7	1	9	
50	6/5	CORPUS CHRISTI	L, 17-4	24 - 26	4th/-6.5	J. Bravo (2-1)	A. Marsh (1-3)	-	78°	2:04 PM	3:04	2,735	88,698	4	7	3	4	17	16	0	14	
51	6/7	@ Tulsa	L, 5-2	24 - 27	4th/-6.5	G. Stone (2-1)	N. Murdock (0-1)	-	84°	7:06 PM	2:12	4,036		2	6	0	8	5	9	0	5	
	6/8	@ Tulsa	Postponed/Rain (Made up June 9, 3-0 W)																			
52	6/9	@ Tulsa	W, 5-3 (7)	25 - 27	4th/-6.0	C. Chamberlain (1-0)	J. Adames (0-1)	J. Dipoto (2)	84°	5:04 PM	1:54			5	6	0	2	3	5	0	7	
53	6/9	@ Tulsa	W, 3-0 (7)	26 - 27	4th/-5.5	A. Veneziano (2-4)	L. Knack (1-4)	-	81°	7:46 PM	1:41	4,706		3	5	0	6	0	3	1	5	
54	6/10	@ Tulsa	W, 13-4	27 - 27	4th/-5.5	W. Pennington (4-2)	J. Hernandez (0-2)	-	87°	7:06 PM	2:50	7,977		13	11	0	7	4	6	1	5	
55	6/11	@ Tulsa	L, 9-3	27 - 28	4th/-5.5	A. Gamboa (5-0)	A. Marsh (1-4)	-	89°	7:06 PM	2:28	7,382		4	8	1	8	9	15	2	6	
56	6/12	@ Tulsa	W, 7-3	28 - 28	4th/-4.5	Á. Sottillet (3-0)	G. Stone (2-2)	Y. Del Rosario (2)	96°	1:06 PM	2:44	4,447		7	11	1	9	3	7	1	10	
57	6/14	ARKANSAS	W, 7-5	29 - 28	4th/-3.5	A. Veneziano (3-4)	S. Kolek (4-4)	-	88°	7:06 PM	2:19	2,453	91,151	7	7	2	4	5	7	2	6	
58	6/15	ARKANSAS	L, 5-4	29 - 29	4th/-4.0	C. Kober (2-0)	M. Peacock (0-1)	M. Stryffeler (11)	87°	7:06 PM	2:37	2,099	93,250	4	11	1	10	5	14	0	10	
59	6/16	ARKANSAS	L18-3	29 - 30	4th/-4.5	E. Hancock (1-2)	Z. Phillips (1-2)	-	89°	7:05 PM	3:12	3,249	96,499	3	7	5	7	18	13	1	11	
60	6/17	ARKANSAS	L13-3	29 - 31	4th/-5.5	T. Dollard (5-2)	A. Marsh (1-5)	-	90°	7:05 PM	2:38	4,048	100,547	2	4	0	5	13	14	0	6	
61	6/18	ARKANSAS	W, 9-0	30 - 31	4th/-5.5	W. Klein (1-0)	C. Jones (4-4)	-	85°	7:31 PM	2:36 (1:26)	3,342	103,889	9	4	0	6	0	4	0	7	
62	6/19	ARKANSAS	W, 4-0	31 - 31	4th/-5.5	A. Veneziano (4-4)	S. Kolek (4-5)	-	86°	2:05 PM	2:28	3,080	106,969	4	8	0	11	0	4	0	5	
63	6/21	SPRINGFIELD	L, 5-3	31 - 32	4th/-6.5	G. Black (3-3)	D. Biasi (4-1)	R. Loutos (2)	90°	7:05 PM	2:42	2,429	109,398	3	7	2	11	5	6	0	6	
64	6/22	SPRINGFIELD	L, 9-6	31 - 33	4th/-6.5	G. Williams (1-2)	W. Klein (1-1)	-	86°	12:06 PM	3:02	2,532	111,930	6	11	2	9	9	11	2	11	
65	6/23	SPRINGFIELD	L, 11-2	31 - 34	4th/-7.5	E. Escobar (4-3)	A. Marsh (1-6)	-	87°	7:05 PM	2:31	2,750	114,680	2	3	3	4	11	12	0	10	
66	6/24	SPRINGFIELD	L, 7-1	31 - 35	4th/-8.5	M. McGreevy (3-2)	Á. Zerpa (1-5)	-	89°	7:06 PM	2:38	4,355	119,035	1	6	2	8	7	12	1	7	
67	6/25	SPRINGFIELD	L, 13-10	31 - 36	4th/-9.5	G. Graceffo (3-1)	N. Murdock (0-2)	R. Loutos (3)	94°	6:05 PM	3:09	3,242	122,077	10	11	1	3	13	17	0	7	
68	6/26	SPRINGFIELD	L, 8-2	31 - 37	4th/-9.5	K. Leahy (4-6)	A. Veneziano (4-5)	-	82°	2:05 PM	2:32	2,302	124,579	2	8	0	8	8	9	1		



														NATURALS				OPPONENT			
GM #	JUNE	OPPONENT	SCORE	RECORD	Pos./G+/-	WIN	LOSS	SAVE	TEMP.	1ST PITCH	TIME	ATT.	HOME ATT.	R	H	E	LO	R	H	E	LO
69	6/28	@ Amarillo	W, 20-6	1-0, 32-37	T-1st/+1.0	Z. Phillips (2-2)	D. Olivero (0-6)	-	87°	7:07 PM	3:03	5,222		20	17	1	5	6	10	1	11
70	6/29	@ Amarillo	L, 10-4	1-1, 32-38	T-2nd/-1.0	B. Pfadt (5-4)	A. Marsh (1-7)	-	92°	7:06 PM	2:38	4,784		4	7	2	5	10	12	0	8
71	6/30	@ Amarillo	L, 5-4	1-2, 32-39	T-3rd/-1.0	B. Rogers (3-1)	Y. Del Rosario (4-3)	-	97°	7:06 PM	2:30	5,406		4	5	2	6	5	7	0	3
JUNE Hitting Results: .232/.335/.407 (197-for-848), 43 2B, 35 HR, 139 R, 112 BB, 32 SB // JUNE Pitching Results: 10-16, 6.17 ERA (156 ER in 227.2 IP), 2/4 SV, 242 H, 33 HR, 136 BB, 248 K, .270 AVG																					
														NATURALS				OPPONENT			
GM #	JULY	OPPONENT	SCORE	RECORD	Pos./G+/-	WIN	LOSS	SAVE	TEMP.	1ST PITCH	TIME	ATT.	HOME ATT.	R	H	E	LO	R	H	E	LO
72	7/1	@ Amarillo	L, 11-10	1-3, 32-40	5th/-1.0	B. Teller (1-0)	N. Murdock (0-3)	T. Tice (1)	95°	7:05 PM	2:41	6,943		10	10	1	6	11	14	0	8
73	7/2	@ Amarillo	L, 13-12	1-4, 32-41	5th/-2.0	J. Bain (5-1)	N. Webb (0-1)	-	83°	7:05 PM	3:10	7,105		12	14	1	10	13	10	2	8
74	7/3	@ Amarillo	W, 10-4	2-4, 33-41	T-4th/-2.0	Y. Del Rosario (5-3)	B. Larsen (0-1)	-	95°	6:07 PM	2:54	7,481		10	11	1	5	4	7	0	9
75	7/4	TULSA	W, 7-6 (10)	3-4, 34-41	T-3rd/-2.0	E. Skoglund (1-0)	G. Zuniga (1-2)	-	91°	6:35 PM	3:06	5,784	128,061	7	11	0	9	6	14	0	9
76	7/6	TULSA	W, 12-4	4-4, 35-41	T-2nd/-1.0	Á. Zepa (2-5)	K. Hurt (0-1)	-	95°	7:04 PM	2:47	1,884	129,945	12	15	1	9	4	9	1	8
77	7/7	TULSA	L, 3-0	4-5, 35-42	T-2nd/-2.0	G. Stone (5-2)	D. Biasi (4-2)	J. Leasure (2)	96°	7:04 PM	2:36	2,810	132,755	0	5	0	11	3	9	1	13
78	7/8	TULSA	L, 3-2	4-6, 35-43	T-4th/-2.0	J. Rooney (4-2)	N. Murdock (0-4)	G. Varland (1)	92°	7:05 PM	2:33	3,681	136,436	2	6	2	8	3	9	1	11
79	7/9	TULSA	W, 6-3	5-6, 36-43	T-2nd/-2.0	Z. Haake (1-0)	K. Malisheski (0-1)	Á. Sotillet (3)	88°	6:03 PM	2:47	3,453	139,889	6	9	1	10	3	7	3	8
80	7/10	TULSA	L, 6-3	5-7, 36-44	T-3rd/-2.0	B. Miller (4-3)	A. Marsh (1-8)	K. Curtis (1)	87°	2:04 PM	2:43	1,849	141,738	3	5	0	9	6	11	2	10
81	7/12	@ Corpus Christi	L, 8-3	5-8, 36-45	T-4th/-2.0	A. Chaidez (3-1)	D. Biasi (4-3)	-	90°	6:37 PM	2:46	3,183		3	6	0	7	8	11	1	11
82	7/13	@ Corpus Christi	L, 10-3	5-9, 36-46	T-4th/-3.0	C. Deason (1-3)	A. Hoffmann (0-1)	-	87°	6:37 PM	2:41	3,184		3	8	0	9	10	13	2	7
83	7/14	@ Corpus Christi	L, 16-3	5-10, 36-47	T-4th/-4.0	M. Ruppenthal (4-0)	A. Veneziano (4-6)	-	89°	6:37 PM	2:44	4,589		3	7	3	6	16	18	0	7
84	7/15	@ Corpus Christi	W, 9-5	6-10, 37-47	T-4th/-3.0	E. Skoglund (2-0)	F. Garcia (0-1)	Á. Sotillet (3)	84°	7:07 PM	3:09	4,677		9	12	0	7	5	5	1	8
85	7/16	@ Corpus Christi	L, 12-7	6-11, 37-48	T-4th/-4.0	C. Casey (3-1)	N. Murdock (0-5)	-	88°	7:07 PM	2:56	4,952		7	11	0	5	12	16	2	11
86	7/17	@ Corpus Christi	W, 16-7	7-11, 38-48	T-3rd/-4.0	D. Biasi (5-3)	J. Bravo (3-3)	-	93°	5:07 PM	3:05	3,383		16	12	2	8	7	12	0	12
87	7/22	SPRINGFIELD	L, 11-4	7-12, 38-49	T-3rd/-5.0	K. Leahy (7-6)	A. Hoffmann (0-2)	L. Gragg (3)	92°	7:06 PM	2:47	4,684	146,422	4	9	2	8	11	11	1	8
88	7/23	SPRINGFIELD	L, 7-4	7-13, 38-50	T-4th/-5.0	C. Lunn (3-5)	A. Veneziano (4-7)	-	97°	6:05 PM	2:40	3,133	149,555	4	10	1	8	7	6	0	5
89	7/24	SPRINGFIELD	L, 11-4	7-14, 38-51	5th/-6.0	E. Escobar (7-5)	A. Marsh (1-9)	-	96°	2:06 PM	2:40	2,855	152,410	4	8	2	7	11	11	1	7
90	7/26	@ Wichita	L, 9-3	7-15, 38-52	5th/-6.0	C. Laweryson (2-0)	N. Murdock (0-6)	D. Bentley (1)	100°	7:09 PM	2:39	2,153		3	11	0	9	9	10	0	10
91	7/27	@ Wichita	W, 5-0	8-15, 39-52	5th/-5.0	D. Biasi (6-3)	C. Legumina (1-4)	-	90°	7:08 PM	2:57 (:05)	2,444		5	12	0	13	0	3	1	8
92	7/28	@ Wichita	L, 10-2	8-16, 39-53	5th/-6.0	S. Gipson-Long (3-4)	J. Bowlan (0-1)	-	85°	7:08 PM	2:36	3,594		2	5	0	3	10	10	0	10
93	7/29	@ Wichita	W, 3-2	9-16, 40-53	T-4th/-6.0	A. Veneziano (5-7)	L. Varland (7-4)	Y. Del Rosario (3)	76°	7:07 PM	2:37	3,874		3	11	2	9	2	8	2	11
94	7/30	@ Wichita	L, 11-3	9-17, 40-54	5th/-6.0	C. Laweryson (3-0)	A. Marsh (1-10)	-	73°	6:06 PM	2:37	4,093		3	3	4	6	11	14	0	7
95	7/31	@ Wichita	L, 5-3	9-18, 40-55	5th/-7.0	O. German (2-2)	N. Webb (0-2)	-	84°	1:09 PM	2:59	2,598		3	8	2	8	5	9	1	12
JULY Hitting Results: .267/.360/.425 (219-for-821), 52 2B, 24 HR, 134 R, 115 BB, 31 SB // JULY Pitching Results: 8-16, 6.78 ERA (156 ER in 207.0 IP), 3/4 SV, 247 H, 40 HR, 138 BB, 209 K, .294 AVG																					
														NATURALS				OPPONENT			
GM #	AUGUST	OPPONENT	SCORE	RECORD	Pos./G+/-	WIN	LOSS	SAVE	TEMP.	1ST PITCH	TIME	ATT.	HOME ATT.	R	H	E	LO	R	H	E	LO
96	8/2	TULSA	W, 9-5	10-18, 41-55	5th/-6.0	C. Chamberlain (2-0)	K. Curtis (2-4)	Y. Del Rosario (4)	92°	7:05 PM	2:32	2,409	151,964	9	13	0	7	5	10	3	7
97	8/3	TULSA	W, 6-5	11-18, 42-55	5th/-5.0	S. Woods Jr. (1-0)	B. Miller (5-5)	J. Dipoto (3)	92°	7:06 PM	2:41	1,893	153,857	6	9	0	10	4	6	3	5
98	8/4	TULSA	L, 23-8	11-19, 42-56	5th/-6.0	G. Varland (2-4)	Z. Haake (1-1)	-	85°	7:06 PM	3:45	3,118	156,975	7	8	2	11	23	21	2	5
99	8/5	TULSA	L, 12-9	11-20, 42-57	5th/-7.0	K. Curtis (3-4)	W. Pennington (4-3)	A. Avelino (1)	90°	7:05 PM	3:04	3,946	160,921	9	5	1	10	12	14	1	8
100	8/6	TULSA	L, 9-2	11-21, 42-58	5th/-8.0	L. Lockhart (1-0)	A. Marsh (1-11)	-	92°	6:05 PM	2:47	3,657	164,578	2	11	0	12	9	6	0	6
101	8/7	TULSA	W, 8-1	12-21, 43-58	5th/-8.0	A. Hoffmann (1-2)	J. Rooney (4-4)	-	88°	2:07 PM	2:42	3,256	167,834	8	11	2	9	1	4	1	8
102	8/9	@ Arkansas	L, 8-1	12-22, 43-59	5th/-9.0	E. Hancock (4-3)	T. Sikkema (0-1)	-	89°	6:34 PM	2:38 (:19)	3,216		1	6	1	8	8	8	3	8
103	8/10	@ Arkansas	W, 8-4	13-22, 44-59	5th/-8.0	A. Lacy (1-1)	S. Kolek (4-11)	-	84°	6:36 PM	3:04	3,555		8	11	1	9	4	6	1	10
104	8/11	@ Arkansas	L, 6-4	13-23, 44-60	5th/-9.0	T. Dollard (11-2)	A. Veneziano (5-8)	C. Kober (2)	89°	6:34 PM	2:30	3,436		4	4	1	1	6	10	1	12
105	8/12	@ Arkansas	L, 6-0	13-24, 44-61	5th/-10.0	P. Berroa (1-1)	D. Biasi (6-4)	-	91°	7:05 PM	2:31	7,024		0	0	1	3	6	7	0	9
106	8/13	@ Arkansas	L, 11-5	13-25, 44-62	5th/-11.0	B. Miller (1-0)	A. Hoffmann (1-3)	-	90°	7:05 PM	2:47	5,617		5	8	2	5	11	16	0	8
107	8/14	@ Arkansas	L, 5-0	13-26, 44-63	5th/-12.0	E. Hancock (5-3)	T. Sikkema (0-2)	-	93°	1:36 PM	2:26	3,123		0	5	1	7	5	10	1	8
108	8/16	SAN ANTONIO	L, 5-3	13-27, 44-64	5th/-13.0	B. Krauth (1-2)	J. Bowlan (0-2)	L. Bachar (3)	85°	7:07 PM	2:39	1,683	169,517	3	4	0	5	5	9	1	5
109	8/17	SAN ANTONIO	L, 20-15	13-28, 44-65	5th/-14.0	G. Gavin (1-0)	D. Biasi (6-5)	-	72°	7:07 PM	3:32	1,332	170,849	15	14	3	7	20	17	3	14
110	8/18	SAN ANTONIO	L, 8-5	13-29, 44-66	5th/-14.0	N. Vela (1-1)	A. Lacy (1-2)	F. Schlichtholz (2)	80°	7:06 PM	3:19	2,458	173,307	5	8	1	10	8	9	3	11
111	8/19	SAN ANTONIO	W, 9-5	14-29, 45-66	5th/-14.0	K. Kalich (1-0)	O. Hernandez (4-3)	-	83°	7:06 PM	3:11	4,526	177,833	9	11	3	13	8	9	0	8
112	8/20	SAN ANTONIO	W, 5-3 (10)	15-29, 46-66	5th/-14.0	J. Dipoto (2-0)	F. Schlichtholz (0-3)	-	88°	6:08 PM	3:25	3,897	181,730	5	8	0	11	3	10	0	14
113	8/21	SAN ANTONIO	W, 9-3	16-29, 47-66	5th/-14.0	E. Márquez (1-0)	B. Krauth (1-3)	-	80°	2:07 PM	2:29	2,602	184,332	9	11	0	8	3	10	0	9
114	8/23	SPRINGFIELD	W, 8-7	17-29, 48-66	5th/-13.0	S. Woods Jr. (2-0)	M. Brettell (5-2)	Y. Del Rosario (5)	82°	7:05 PM	2:49	2,253	186,585	8	10	3	9	7	15	1	10
115	8/24	SPRINGFIELD	L, 18-7	17-30, 48-67	5th/-14.0	M. McGreevy (6-3)	A. Marsh (1-12)	-	82°	7:06 PM	3:02	2,382	188,967	7	9	1	7	18	19	0	8
116	8/25	SPRINGFIELD																			
117	8/26	SPRINGFIELD																			
118	8/27	SPRINGFIELD																			
119	8/28	SPRINGFIELD																			
120	8/30	@ Tulsa																			
121	8/31	@ Tulsa																			
AUGUST Hitting Results: TBD // AUGUST Pitching Results: TBD																					
														NATURALS				OPPONENT			
GM #	SEPTEMBER	OPPONENT	SCORE	RECORD	Pos./G+/-	WIN	LOSS	SAVE	TEMP.	1ST PITCH	TIME	ATT.	HOME ATT.	R	H	E	LO	R	H	E	LO
122	9/1	@ Tulsa																			
123	9/2	@ Tulsa																			
124	9/3	@ Tulsa																			



DATE	OPPONENT	RESULT	IP	H	R	ER	BB	SO	2B	3B	HR	AVG	WHIP	WP	BK	HB	GDP	IBB	TBF	SV	ERA (SEASON)
4/8	@ Springfield	W, 11-8	9.0	8	8	8	9	6	3	0	2	(.229)	(1.89)	2	0	1	0	0	45	0	8.00
4/9	@ Springfield	L, 14-11	8.0	13	14	12	12	5	2	0	1	(.361)	(3.13)	1	0	0	2	0	48	0	10.59
4/10	@ Springfield	L, 10-5	8.0	12	10	10	3	0	3	0	3	(.333)	(1.88)	2	0	1	0	0	40	0	10.80
4/12	WICHITA	W, 8-6	9.0	6	6	6	5	13	0	0	0	(.171)	(1.22)	2	0	2	0	0	42	1	9.53
4/13	WICHITA	W, 8-5	9.0	7	5	5	3	15	2	0	2	(.212)	(1.11)	1	0	0	1	0	36	0	8.58
4/14	WICHITA	L, 7-1	9.0	7	7	7	5	9	3	1	1	(.206)	(1.33)	0	0	2	0	0	41	0	8.31
4/15	WICHITA	L, 4-2	9.0	9	4	4	6	4	1	1	1	(.265)	(1.67)	0	0	0	1	0	40	0	7.67
4/16	WICHITA	L, 6-5 (10)	10.0	16	6	4	2	9	0	0	0	(.372)	(1.80)	0	0	0	2	0	46	0	7.10
4/17	WICHITA	L, 5-1	9.0	7	5	4	3	8	1	0	2	(.206)	(1.11)	0	0	0	0	0	37	0	6.75
4/19	@ Frisco	L, 4-3	8.0	9	4	4	6	7	1	0	0	(.300)	(1.88)	1	0	0	1	0	38	0	6.55
4/20	@ Frisco	W, 7-2	9.0	4	2	1	4	6	1	0	1	(.133)	(0.89)	1	0	1	2	0	35	0	6.03
4/21	@ Frisco	L, 12-2	8.0	13	12	12	2	6	3	0	3	(.382)	(1.88)	0	0	2	1	0	39	0	6.60
4/22	@ Frisco	W, 11-2	9.0	8	2	2	4	9	0	0	1	(.235)	(1.33)	1	0	0	0	0	39	0	6.24
4/23	@ Frisco	W, 12-4	9.0	10	4	3	3	7	2	0	2	(.286)	(1.44)	0	0	0	0	0	39	0	6.00
4/24	@ Frisco	W, 4-3	9.0	6	3	3	3	9	3	0	1	(.194)	(1.00)	0	0	1	1	0	36	1	5.80
4/26	AMARILLO	L, 6-5 (11)	11.0	10	6	5	3	12	1	0	0	(.244)	(1.18)	2	0	0	1	1	45	0	5.66
4/27	AMARILLO	W, 12-6	9.0	11	6	6	2	6	2	0	1	(.297)	(1.44)	2	0	0	0	0	40	0	5.68
4/28	AMARILLO	L, 9-5	9.0	13	9	9	4	5	3	1	1	(.361)	(1.89)	0	1	0	2	1	40	0	5.87
4/29	AMARILLO	W, 8-7	9.0	15	7	7	6	11	2	0	0	(.395)	(2.33)	2	0	0	2	0	45	1	5.93
4/30	AMARILLO	L, 7-5	9.0	10	7	7	2	11	2	0	3	(.278)	(1.33)	0	0	1	1	0	39	0	5.98
5/1	AMARILLO	W, 9-5	9.0	11	5	5	2	8	3	0	2	(.324)	(1.44)	0	0	1	0	0	39	0	5.94
5/3	@ Springfield	L, 12-5	8.0	10	12	12	13	8	4	0	1	(.323)	(2.88)	0	0	2	3	0	46	0	6.24
5/4	@ Springfield	W, 13-3	9.0	6	3	3	2	9	0	0	1	(.188)	(0.89)	1	0	0	1	0	34	0	6.10
5/5	@ Springfield	W, 9-6	9.0	8	6	6	4	12	4	0	2	(.242)	(1.33)	0	0	0	1	0	37	1	6.10
5/6	@ Springfield	L, 2-1	8.0	7	2	2	5	16	2	0	0	(.226)	(1.50)	0	0	0	0	0	36	0	5.96
5/7	@ Springfield	W, 4-0	9.0	3	0	0	2	8	0	0	0	(.103)	(0.56)	1	0	0	0	0	31	0	5.73
5/8	@ Springfield	W, 9-5	9.0	6	5	3	7	5	1	0	1	(.188)	(1.44)	1	0	0	1	0	39	0	5.63
5/10	WICHITA	W, 7-4	9.0	7	4	4	9	9	2	0	2	(.212)	(1.78)	0	0	0	0	0	42	1	5.57
5/11	WICHITA	L, 4-3	9.0	8	4	4	6	9	2	1	1	(.242)	(1.56)	0	0	0	1	0	39	0	5.51
5/12	WICHITA	L, 10-4	9.0	11	10	10	8	16	3	0	2	(.297)	(2.11)	2	0	1	0	0	46	0	5.66
5/13	WICHITA	W, 7-0	9.0	5	0	0	0	12	1	0	0	(.161)	(0.56)	0	0	1	0	0	32	0	5.48
5/14	WICHITA	L, 7-6	9.0	10	7	6	6	11	2	0	2	(.278)	(1.78)	0	0	0	0	0	42	0	5.49
5/15	WICHITA	Cancelled/Rain																			
5/17	@ Arkansas	L, 7-6 (10)	9.2	10	7	7	5	9	3	0	1	(.278)	(1.55)	2	0	0	3	2	41	0	5.53
5/18	@ Arkansas	L, 5-4	8.0	7	5	3	4	8	1	0	2	(.226)	(1.38)	0	1	0	0	0	35	0	5.47
5/19	@ Arkansas	L, 5-0	8.0	8	5	5	4	13	0	2	1	(.250)	(1.50)	0	0	1	0	0	37	0	5.48
5/20	@ Arkansas	L, 2-1	8.0	4	2	0	4	10	0	0	0	(.143)	(1.00)	0	0	1	0	0	33	0	5.34
5/21	@ Arkansas	W, 11-4 (8)	7.0	5	4	4	7	8	2	0	0	(.208)	(1.71)	0	0	0	0	0	31	0	5.33
5/22	@ Arkansas	W, 10-5	9.0	8	5	4	5	7	1	0	1	(.229)	(1.44)	0	0	0	0	0	40	0	5.30
5/24	@ Midland	W, 8-5	9.0	12	5	5	3	10	7	0	0	(.308)	(1.67)	0	0	1	0	0	43	1	5.29
5/25	@ Midland	W, 11-3	9.0	10	3	3	4	14	4	1	0	(.270)	(1.56)	1	0	2	0	0	43	0	5.23
5/26	@ Midland	L, 2-1 (10)	9.2	3	2	1	3	7	0	0	0	(.097)	(0.62)	1	0	0	1	0	34	0	5.12
5/27	@ Midland	W, 14-6	9.0	7	6	4	11	7	2	0	0	(.219)	(2.00)	0	0	0	1	0	44	0	5.08
5/28	@ Midland	W, 9-7 (10)	10.0	10	7	7	5	9	3	0	3	(.256)	(1.50)	0	0	0	1	0	44	0	5.12
5/29	@ Midland	L, 3-1	8.0	11	3	3	1	9	2	1	1	(.344)	(1.50)	0	0	0	2	0	33	0	5.09
5/31	CORPUS CHRISTI	L, 8-7	9.0	11	8	7	3	15	3	1	2	(.297)	(1.56)	0	0	2	1	0	42	0	5.13
6/1	CORPUS CHRISTI	L, 6-2	9.0	11	6	6	5	6	2	1	2	(.306)	(1.78)	0	0	0	2	0	41	0	5.15
6/2	CORPUS CHRISTI	W, 8-2	9.0	2	2	2	10	10	0	0	0	(.071)	(1.33)	1	1	0	1	0	38	0	5.08
6/3	CORPUS CHRISTI	L, 5-4	9.0	9	5	5	4	12	4	0	1	(.250)	(1.44)	1	1	0	0	0	40	0	5.08
6/4	CORPUS CHRISTI	W, 6-5 (10)	10.0	7	5	4	6	18	1	0	0	(.200)	(1.30)	1	0	1	1	1	43	0	5.04
6/5	CORPUS CHRISTI	L, 17-4	9.0	16	17	16	16	11	1	0	2	(.390)	(3.56)	1	0	0	1	0	58	0	5.27
6/7	@ Tulsa	L, 5-2	8.0	9	5	5	1	10	1	1	3	(.273)	(1.25)	0	0	0	0	0	34	0	5.27
6/8	@ Tulsa	Postponed/Rain																			
6/9 G1	@ Tulsa	W, 5-3 (7)	7.0	5	3	3	4	8	1	0	1	(.192)	(1.29)	0	0	1	0	0	31	1	5.25
6/9 G2	@ Tulsa	W, 3-0 (7)	7.0	3	0	0	1	5	0	0	0	(.130)	(0.57)	0	0	2	1	0	26	0	5.17
6/10	@ Tulsa	W, 13-4	9.0	6	4	4	3	11	2	0	2	(.182)	(1.00)	2	0	0	0	0	36	0	5.15
6/11	@ Tulsa	L, 9-4	8.0	15	9	9	0	12	1	0	1	(.385)	(1.88)	0	0	0	0	0	39	0	5.23
6/12	@ Tulsa	W, 7-3	9.0	7	3	2	7	10	1	0	1	(.212)	(1.56)	1	0	0	2	0	40	1	5.17
6/14	ARKANSAS	W, 7-5	9.0	7	5	5	2	11	0	0	3	(.200)	(1.00)	0	0	1	1	0	38	0	5.17
6/15	ARKANSAS	L, 5-4	9.0	14	5	4	3	5	1	1	2	(.378)	(1.89)	0	0	1	0	0	42	0	5.15
6/16	ARKANSAS	L, 18-3	9.0	13	18	15	11	12	3	1	1	(.325)	(2.67)	0	0	3	1	0	56	0	5.32
6/17	ARKANSAS	L, 13-2	9.0	14	13	13	6	6	1	1	5	(.350)	(2.22)	0	0	0	0	0	46	0	5.45
6/18	ARKANSAS	W, 9-0	9.0	4	0	0	4	12	0	0	0	(.133)	(0.89)	0	1	0	1	0	34	0	5.36
6/19	ARKANSAS	W, 4-0	9.0	4	0	0	2	9	1	0	0	(.133)	(0.67)	0	0	0	1	0	32	0	5.27
6/21	SPRINGFIELD	L, 5-3	9.0	6	5	3	6	6	1	0	1	(.207)	(1.33)	0	0	0	2	0	38	0	5.23
6/22	SPRINGFIELD	L, 9-6	9.0	11	9	9	9	8	2	0	1	(.314)	(2.22)	0	1	2	2	0	47	0	5.28
6/23	SPRINGFIELD	L, 11-2	9.0	12	11	8	5	9	2	1	1	(.293)	(1.89)	0	0	2	0	0	48	0	5.34
6/24	SPRINGFIELD	L, 7-1	9.0	12	7	6	5	8	6	0	1	(.333)	(1.89)	1	0	0	2	0	41	0	5.25
6/25	SPRINGFIELD	L, 13-10	9.0	17	13	13	5	5	2	0	3	(.425)	(2.44)	0	1	1	3	0	47	0	5.46
6/26	SPRINGFIELD	L, 8-2	9.0	9	8	8	8	10	2	0	0	(.257)	(1.89)	1	0	1	0	0	45	0	5.50



DATE	OPPONENT	RESULT	IP	H	R	ER	BB	SO	2B	3B	HR	AVG	WHIP	WP	BK	HB	GIDP	IBB	TBF	SV	ERA (Season)
6/28	@ Amarillo	W, 20-8	9.0	10	6	6	7	14	0	0	1	(.278)	(1.89)	0	1	1	1	0	44	0	5.51
6/29	@ Amarillo	L, 10-4	8.0	12	10	6	5	9	3	1	0	(.333)	(2.13)	2	0	1	0	0	42	0	5.53
6/30	@ Amarillo	L, 5-4	8.2	7	5	4	1	11	1	0	1	(.219)	(0.92)	0	0	0	0	0	34	0	5.51
7/1	@ Amarillo	L, 11-10	8.0	14	11	9	4	7	3	0	3	(.378)	(2.25)	0	0	1	0	0	43	0	5.56
7/2	@ Amarillo	L, 13-12	8.0	10	13	12	8	11	4	0	4	(.303)	(2.25)	0	0	4	0	0	45	0	5.66
7/3	@ Amarillo	W, 10-4	9.0	7	4	3	7	8	1	0	2	(.212)	(1.56)	1	0	0	1	0	40	0	5.63
7/4	TULSA	W, 7-6 (10)	10.0	14	6	6	2	13	3	0	3	(.341)	(1.60)	1	0	0	0	0	44	0	5.62
7/6	TULSA	W, 12-4	9.0	9	4	4	4	11	2	1	1	(.257)	(1.44)	0	1	0	1	0	39	0	5.60
7/7	TULSA	L, 3-0	9.0	9	3	3	6	7	2	0	0	(.250)	(1.67)	1	1	1	0	0	43	0	5.57
7/8	TULSA	L, 3-2	9.0	9	3	3	5	6	0	0	2	(.257)	(1.56)	0	0	0	2	0	41	0	5.53
7/9	TULSA	W, 6-3	9.0	7	3	3	4	11	0	0	1	(.206)	(1.22)	0	0	0	0	0	38	1	5.50
7/10	TULSA	L, 6-3	9.0	11	6	6	6	9	2	0	3	(.297)	(1.89)	0	0	0	0	0	43	0	5.51
7/12	@ Corpus Christi	L, 8-3	8.0	11	8	7	8	7	2	1	0	(.324)	(2.38)	1	0	1	0	0	43	0	5.55
7/13	@ Corpus Christi	L, 10-3	8.0	13	10	10	3	8	3	1	2	(.371)	(2.00)	1	0	2	1	0	41	0	5.60
7/14	@ Corpus Christi	L, 16-3	8.0	18	16	9	3	11	5	1	2	(.429)	(2.63)	1	0	2	0	0	47	0	5.70
7/15	@ Corpus Christi	W, 9-5	9.0	5	5	5	6	10	1	0	0	(.161)	(1.22)	2	0	2	0	0	40	1	5.69
7/16	@ Corpus Christi	L, 12-7	8.0	16	12	12	6	9	4	1	2	(.410)	(2.75)	2	0	2	0	0	47	0	5.77
7/17	@ Corpus Christi	W, 16-7	9.0	12	7	7	6	6	2	0	1	(.308)	(2.00)	0	0	1	1	0	46	0	5.74
7/22	SPRINGFIELD	L, 11-4	9.0	11	11	9	7	3	5	0	1	(.297)	(2.00)	1	0	2	2	1	46	0	5.78
7/23	SPRINGFIELD	L, 7-4	9.0	6	7	3	5	13	2	0	2	(.176)	(1.22)	0	0	0	0	0	39	0	5.74
7/24	SPRINGFIELD	L, 11-4	9.0	11	11	11	9	9	2	0	2	(.324)	(2.22)	0	0	1	2	0	45	0	5.80
7/26	@ Wichita	L, 9-3	8.0	10	9	9	9	6	1	0	2	(.345)	(2.38)	2	0	4	2	0	43	0	5.85
7/27	@ Wichita	W, 5-0	9.0	3	0	0	8	11	1	0	0	(.111)	(1.22)	1	0	0	0	0	35	0	5.78
7/28	@ Wichita	L, 10-2	8.0	10	10	10	10	7	1	0	3	(.303)	(2.50)	0	0	1	0	0	44	0	5.84
7/29	@ Wichita	W, 3-2	9.0	8	2	1	4	10	0	0	1	(.229)	(1.33)	1	0	1	1	0	40	1	



DATE	OPPONENT	RESULT	AB	R	H	RBI	2B	3B	HR	TB	BB	SO	IBB	SB	CS	HBP	SAC	SF	GIDP	LOB	AVG (SEASON)
4/8	@ Springfield	W, 11-8	40	11	12	9	2	0	0	14	8	8	0	3	0	0	0	0	2	10	.300
4/9	@ Springfield	L, 14-11	39	11	15	9	2	0	0	17	7	8	0	0	1	0	0	2	1	10	.342
4/10	@ Springfield	L, 10-5	30	5	7	5	2	0	1	12	5	8	0	0	0	1	0	2	3	6	.312
4/12	WICHITA	W, 8-6	34	8	8	6	2	1	0	12	4	7	0	3	0	0	0	0	1	6	.294
4/13	WICHITA	W, 8-5	32	8	12	7	3	1	0	17	5	8	0	0	0	0	1	1	0	7	.309
4/14	WICHITA	L, 7-1	32	1	5	1	1	0	0	6	2	15	0	1	0	1	0	0	0	7	.285
4/15	WICHITA	L, 4-2	32	2	5	1	1	1	0	8	3	5	0	0	1	0	0	0	0	6	.268
4/16	WICHITA	L, 6-5 (10)	35	5	6	5	0	0	0	6	9	12	1	2	0	1	0	1	0	12	.255
4/17	WICHITA	L, 5-1	35	1	10	1	0	0	0	10	2	9	0	4	0	0	0	0	1	9	.259
4/19	@ Frisco	L, 4-3	29	3	2	3	0	0	1	5	6	6	0	2	0	1	1	0	0	7	.243
4/20	@ Frisco	W, 7-2	35	7	10	7	1	0	3	20	6	11	0	1	0	0	0	0	1	7	.247
4/21	@ Frisco	L, 12-2	27	2	2	2	0	0	2	8	9	12	0	4	0	0	0	0	2	7	.235
4/22	@ Frisco	W, 11-2	35	11	8	10	3	0	2	17	6	9	0	0	0	1	0	0	0	4	.234
4/23	@ Frisco	W, 12-4	41	12	12	11	4	0	3	25	5	11	0	2	0	0	0	0	0	7	.239
4/24	@ Frisco	W, 4-3	36	4	9	2	1	0	1	13	4	9	0	3	1	0	0	0	0	9	.240
4/26	AMARILLO	L, 6-5 (11)	39	5	9	5	3	0	1	15	3	9	0	0	0	1	1	1	0	9	.240
4/27	AMARILLO	W, 12-6	37	12	15	11	3	0	3	27	3	9	0	1	0	3	0	2	0	9	.250
4/28	AMARILLO	L, 9-5	31	5	8	4	1	0	1	12	5	9	0	4	1	1	1	0	1	6	.250
4/29	AMARILLO	W, 8-7	36	8	17	8	5	1	1	27	4	8	0	1	1	1	0	0	2	9	.263
4/30	AMARILLO	L, 7-5	35	5	8	5	3	0	3	20	1	10	0	1	0	0	0	0	0	4	.261
5/1	AMARILLO	W, 9-5	34	9	12	8	2	0	3	23	3	9	0	2	0	1	1	1	0	7	.265
5/3	@ Springfield	L, 12-5	36	5	8	5	2	1	0	12	2	9	0	0	0	0	0	1	0	7	.263
5/4	@ Springfield	W, 13-3	40	13	15	13	5	0	1	23	9	11	0	0	1	1	0	0	1	1	.269
5/5	@ Springfield	W, 9-6	43	9	17	9	1	1	4	32	3	7	0	2	0	0	1	1	0	12	.275
5/6	@ Springfield	L, 2-1	28	1	4	1	0	0	0	4	1	10	0	0	2	0	0	1	0	2	.271
5/7	@ Springfield	W, 4-0	33	4	9	4	1	1	0	12	3	8	0	2	1	0	0	0	1	5	.271
5/8	@ Springfield	W, 9-5	37	9	13	8	2	0	2	21	4	3	1	0	0	0	1	2	1	8	.274
5/10	WICHITA	W, 7-4	30	7	11	7	2	0	2	19	3	7	0	1	1	1	1	1	1	5	.277
5/11	WICHITA	L, 4-3	36	3	8	3	0	0	1	11	3	10	0	2	0	0	0	0	1	9	.275
5/12	WICHITA	L, 10-4	35	4	8	4	3	0	1	14	0	10	0	0	0	0	0	0	0	4	.274
5/13	WICHITA	W, 7-0	32	7	8	7	1	0	2	15	2	9	0	5	0	0	0	0	0	3	.273
5/14	WICHITA	L, 7-6	39	6	11	5	4	0	1	18	4	13	0	1	0	0	0	0	0	10	.273
5/15	WICHITA	Cancelled/Rain																			
5/17	@ Arkansas	L, 7-6 (10)	40	6	12	6	4	0	0	16	5	8	0	0	1	0	0	0	2	10	.274
5/18	@ Arkansas	L, 5-4	32	4	5	2	1	0	0	6	3	10	0	2	0	0	1	0	0	5	.271
5/19	@ Arkansas	L, 5-0	31	0	3	0	0	0	0	3	1	10	0	1	0	2	0	0	3	7	.266
5/20	@ Arkansas	L, 2-1	30	1	4	1	0	0	0	4	3	9	0	1	0	0	0	1	0	6	.263
5/21	@ Arkansas	W, 11-4 (8)	33	11	12	11	1	0	1	16	6	5	0	5	0	2	1	2	0	10	.266
5/22	@ Arkansas	W, 10-5	37	10	11	10	2	1	2	21	4	10	0	1	0	1	1	0	2	6	.267
5/24	@ Midland	W, 8-5	36	8	10	8	2	0	2	18	4	9	0	1	0	0	0	0	1	5	.267
5/25	@ Midland	W, 11-3	40	11	16	10	3	1	2	27	5	6	0	1	0	0	0	2	2	9	.271
5/26	@ Midland	L, 2-1 (10)	36	1	8	1	2	0	0	10	3	11	1	0	0	1	0	1	1	11	.269
5/27	@ Midland	W, 14-6	45	14	17	12	5	0	1	25	8	5	0	2	0	0	0	0	1	12	.272
5/28	@ Midland	W, 9-7 (10)	43	9	15	8	5	1	2	28	5	12	1	0	0	0	1	0	0	11	.274
5/29	@ Midland	L, 3-1	31	1	6	1	2	0	1	11	4	7	0	1	0	0	0	0	1	7	.273
5/31	CORPUS CHRISTI	L, 8-7	35	7	12	7	3	0	1	18	6	14	0	1	1	0	0	2	0	9	.274
6/1	CORPUS CHRISTI	L, 6-2	32	2	7	2	4	0	0	11	4	8	0	0	0	0	0	1	1	8	.273
6/2	CORPUS CHRISTI	W, 8-2	31	8	9	6	1	0	0	10	7	11	0	4	0	0	0	0	3	6	.274
6/3	CORPUS CHRISTI	L, 5-4	34	4	7	4	1	0	2	14	3	15	0	0	0	1	0	0	0	7	.272
6/4	CORPUS CHRISTI	W, 6-5 (10)	33	6	4	5	0	0	2	10	7	13	0	1	0	1	1	0	0	8	.269
6/5	CORPUS CHRISTI	L, 17-4	33	4	7	4	1	0	2	14	2	14	0	0	0	0	0	0	0	4	.268
6/7	@ Tulsa	L, 5-2	33	2	6	2	1	0	1	10	3	17	0	0	0	1	0	0	0	8	.267
6/8	@ Tulsa	Postponed/Rain																			
6/9 G1	@ Tulsa	W, 5-3 (7)	26	5	6	4	1	0	2	13	1	7	0	4	1	1	0	0	0	2	.267
6/9 G2	@ Tulsa	W, 3-0 (7)	26	3	5	2	2	0	0	7	4	10	0	1	0	0	0	0	0	6	.266
6/10	@ Tulsa	W, 13-4	34	13	11	13	0	0	3	20	9	8	0	5	2	3	0	1	1	7	.267
6/11	@ Tulsa	L, 9-4	36	4	8	4	1	0	1	12	3	9	0	0	0	0	0	0	1	8	.266
6/12	@ Tulsa	W, 7-3	38	7	11	7	3	0	0	14	4	13	0	1	0	0	0	1	0	9	.266
6/14	ARKANSAS	W, 7-5	30	7	7	6	1	0	1	11	4	6	0	3	0	1	0	0	0	4	.266
6/15	ARKANSAS	L, 5-4	36	4	11	4	5	0	0	16	2	8	0	0	0	1	0	2	0	10	.266
6/16	ARKANSAS	L, 18-3	34	3	7	3	2	0	1	12	3	6	0	0	0	0	0	0	0	7	.265
6/17	ARKANSAS	L, 13-2	31	2	4	2	3	0	1	10	3	6	0	0	0	0	0	0	0	5	.263
6/18	ARKANSAS	W, 9-0	26	9	4	9	1	0	1	8	9	8	0	2	0	3	0	1	1	6	.262
6/19	ARKANSAS	W, 4-0	29	4	8	4	2	0	0	10	5	4	0	3	1	4	1	0	1	11	.262
6/21	SPRINGFIELD	L, 5-3	33	3	7	3	3	0	0	10	8	12	0	0	0	0	0	0	1	11	.261
6/22	SPRINGFIELD	L, 9-6	36	6	11	5	2	0	2	19	1	7	0	3	0	3	2	0	0	9	.262
6/23	SPRINGFIELD	L, 11-2	30	2	3	2	1	0	1	7	3	3	0	0	0	0	0	0	0	4	.260
6/24	SPRINGFIELD	L, 7-1	32	1	6	0	0	0	0	6	4	10	0	1	0	0	0	0	1	8	.259
6/25	SPRINGFIELD	L, 13-10	37	10	11	9	1	0	3	21	2	10	0	1	0	0	0	1	0	3	.260
6/26	SPRINGFIELD	L, 8-2	34	2	8	1	0	0	1	11	2	10	0	0	0	1	0	0	2	8	.259



HITTING

SERIES	OPPONENT	DATES	AVG	G	AB	R	H	TB	2B	3B	HR	RBI	BB	IBB	SO	SB	CS	OBP	SLG	OPS	PA	SAC	SF	HBP	GIDP
SERIES 1	@ Springfield	4/8 - 4/10	.312	3	109	27	34	43	6	0	1	23	20	0	24	3	1	.410	.394	.804	134	0	4	1	6
SERIES 2	WICHITA	4/12 - 4/17	.230	6	200	25	46	59	7	3	0	21	25	1	56	10	1	.319	.295	.614	230	1	2	2	2
SERIES 3	@ Frisco	4/19 - 4/24	.212	6	203	39	43	88	9	0	12	35	36	0	58	12	1	.336	.433	.769	242	1	0	2	3
SERIES 4	AMARILLO	4/26 - 5/1	.325	6	212	44	69	124	17	1	12	41	19	0	54	9	2	.393	.585	.978	245	3	4	7	3
SERIES 5	@ Springfield	5/3 - 5/8	.304	6	217	41	66	104	11	3	7	40	22	1	48	4	4	.363	.479	.842	247	2	5	1	3
SERIES 6	WICHITA	5/10 - 5/15	.267	5	172	27	46	77	10	0	7	26	12	0	49	9	1	.317	.448	.765	187	1	1	1	2
SERIES 7	@ Arkansas	5/17 - 5/22	.232	6	203	32	47	66	8	1	3	30	22	0	52	10	1	.318	.325	.643	236	3	3	5	7
SERIES 8	@ Midland	5/24 - 5/29	.307	6	231	44	71	118	19	2	8	40	29	2	50	5	0	.383	.511	.894	265	1	3	1	6
SERIES 9	CORPUS CHRISTI	5/31 - 6/5	.232	6	198	31	46	77	10	0	7	28	29	0	75	6	1	.332	.389	.721	233	1	3	2	4
SERIES 10	@ Tulsa	6/7 - 6/12	.244	6	193	34	47	76	8	0	7	32	24	0	64	11	3	.339	.394	.733	224	0	2	5	2
SERIES 11	ARKANSAS	6/14 - 6/19	.220	6	186	29	41	67	14	0	4	28	26	0	38	8	1	.339	.360	.699	225	1	3	9	2
SERIES 12	SPRINGFIELD	6/21 - 6/26	.228	6	202	24	46	74	7	0	7	20	20	0	52	5	0	.308	.366	.674	229	2	1	4	4
SERIES 13	@ Amarillo	6/28 - 7/3	.305	6	210	60	64	141	18	1	19	57	42	0	55	7	3	.421	.671	1.092	259	0	4	3	10
SERIES 14	TULSA	7/4 - 7/10	.255	6	200	30	51	72	12	0	3	24	34	1	64	17	1	.361	.360	.721	241	3	3	1	1
SERIES 15	@ Corpus Christi	7/12 - 7/17	.265	6	211	41	56	93	11	1	8	38	27	0	67	4	5	.361	.441	.802	245	0	1	5	2
SERIES 16	SPRINGFIELD	7/22 - 7/24	.255	3	106	12	27	42	9	0	2	9	8	0	24	1	0	.313	.396	.709	116	1	0	1	2
SERIES 17	@ Wichita	7/26 - 7/31	.253	6	198	19	50	70	9	1	3	18	23	0	59	5	2	.335	.354	.689	229	1	3	3	6
SERIES 18	TULSA	8/2 - 8/7	.275	6	207	41	57	96	9	0	10	35	38	0	62	7	3	.401	.464	.865	253	0	1	6	2
SERIES 19	@ Arkansas	8/9 - 8/14	.177	6	192	18	34	54	2	0	6	17	18	0	71	4	3	.249	.281	.530	213	0	2	1	0
SERIES 20	SAN ANTONIO	8/16 - 8/21	.268	6	209	46	56	96	13	0	9	42	39	1	52	10	3	.381	.459	.840	258	1	6	3	0
SERIES 21	SPRINGFIELD	8/23 - 8/28																							
SERIES 22	@ Tulsa	8/30 - 9/4																							
SERIES 23	@ Wichita	9/6 - 9/11																							
SERIES 24	FRISCO	9/13 - 9/18																							

PITCHING

SERIES	OPPONENT	DATES	W	L	ERA	G	CG	SHO	HLD	SV	SVO	IP	H	R	ER	HR	HB	BB	IBB	SO	AVG	WP	BK	GIDP	TBF	WHIP
SERIES 1	@ Springfield	4/8 - 4/10	1	2	10.80	3	0	0	0	0	0	25.0	33	32	30	6	2	24	0	11	.308	5	0	2	133	2.28
SERIES 2	WICHITA	4/12 - 4/17	2	4	4.91	6	0	0	1	1	2	55.0	52	33	30	6	4	24	0	58	.244	3	0	4	242	1.38
SERIES 3	@ Frisco	4/19 - 4/24	4	2	4.33	6	0	0	2	1	1	52.0	50	27	25	8	4	22	0	44	.258	3	0	5	226	1.38
SERIES 4	AMARILLO	4/26 - 5/1	3	3	6.27	6	0	0	1	1	2	56.0	70	40	39	7	2	19	2	53	.315	6	1	6	248	1.59
SERIES 5	@ Springfield	5/3 - 5/8	4	2	4.50	6	0	1	1	1	2	52.0	40	28	26	5	2	33	0	58	.213	3	0	6	223	1.40
SERIES 6	WICHITA	5/10 - 5/15	2	3	4.80	5	0	1	1	1	1	45.0	40	25	24	7	2	29	0	57	.235	2	0	1	201	1.53
SERIES 7	@ Arkansas	5/17 - 5/22	2	4	4.17	6	0	0	0	0	1	49.2	42	28	23	5	2	29	2	55	.226	2	1	3	217	1.43
SERIES 8	@ Midland	5/24 - 5/29	4	2	3.79	6	0	0	1	1	2	54.2	53	26	23	4	3	27	0	56	.252	2	0	5	241	1.46
SERIES 9	CORPUS CHRISTI	5/31 - 6/5	2	4	6.55	6	0	0	0	0	0	55.0	56	43	40	7	3	44	1	72	.263	4	2	6	262	1.82
SERIES 10	@ Tulsa	6/7 - 6/12	4	2	4.31	6	1	1	0	2	2	48.0	45	24	23	8	3	16	0	56	.241	3	0	3	206	1.27
SERIES 11	ARKANSAS	6/14 - 6/19	3	3	6.17	6	0	2	1	0	1	54.0	56	41	37	11	5	28	0	55	.264	0	1	4	248	1.56
SERIES 12	SPRINGFIELD	6/21 - 6/26	0	6	7.83	6	0	0	1	0	1	54.0	67	53	47	7	6	38	0	46	.310	2	2	9	266	1.94
SERIES 13	@ Amarillo	6/28 - 7/3	2	4	7.11	6	0	0	0	0	0	50.2	60	49	40	11	7	32	0	60	.290	4	0	2	248	1.96
SERIES 14	TULSA	7/4 - 7/10	3	3	4.09	6	0	0	0	1	2	55.0	59	25	25	10	1	27	0	57	.271	2	2	3	248	1.56
SERIES 15	@ Corpus Christi	7/12 - 7/17	2	4	9.00	6	0	0	0	1	1	50.0	75	58	50	7	10	32	0	51	.341	7	0	2	264	2.14
SERIES 16	SPRINGFIELD	7/22 - 7/24	0	3	7.67	3	0	0	0	0	0	27.0	28	29	23	5	3	21	1	25	.267	1	0	4	130	1.81
SERIES 17	@ Wichita	7/26 - 7/31	2	4	6.12	6	0	1	1	1	1	50.0	54	37	34	9	8	39	0	50	.277	9	0	3	245	1.86
SERIES 18	TULSA	8/2 - 8/7	3	3	8.33	6	0	0	0	2	4	54.0	61	54	50	13	1	33	0	65	.280	9	0	5	255	1.74
SERIES 19	@ Arkansas	8/9 - 8/14	1	5	5.51	6	0	0	1	0	0	49.0	57	40	30	3	7	35	0	44	.289	6	1	5	242	1.88
SERIES 20	SAN ANTONIO	8/16 - 8/21	3	3	6.55	6	0	0	1	0	1	55.0	64	47	40	4	6	42	0	43	.296	4	2	3	272	1.93
SERIES 21	SPRINGFIELD	8/23 - 8/28																								
SERIES 22	@ Tulsa	8/30 - 9/4																								
SERIES 23	@ Wichita	9/6 - 9/11																								
SERIES 24	FRISCO	9/13 - 9/18																								

SERIES WINS: 4 (All on road)SERIES LOSSES: 11 (5 at home, 6 on road)SERIES SPLITS: 5 (All at home)



THE LAST TIME THE NATURALS...

THREW A PERFECT GAME	N/A
THREW A NO-HITTER	Brooks Pounders, 6/27/2013 vs. Midland
THREW A 9-INNING NO-HITTER	Brooks Pounders, 6/27/2013 vs. Midland
THREW A COMBINED NO-HITTER	Greg Holland, Chris Dwyer, Brandon Lafferty & Kendal Volz, 5/10/2012 vs. Springfield

THREW A COMBINED 1-HITTER (9 Innings)	N/A
THREW A COMBINED 1-HITTER (7 Innings)	Jonathan Heasley & Robert Garcia, 5/28/2021 vs. San Antonio (Game 2)
THREW A COMBINED 2-HITTER (9 Innings)	Dante Bias, Will Klein, Walter Pennington & Stephen Woods Jr., 6/2/2022 vs. Corpus Christi
THREW A COMBINED 2-HITTER (7 Innings)	Nolan Watson, Yefri Del Rosario & Robert Garcia, 8/27/2021 vs. Springfield (Game 1)

GOT NO-HIT (9 INNINGS)	8/12/2022 @ Arkansas, 6-0
GOT NO-HIT (LESS THAN 9 INNINGS)	N/A
GOT 1-HIT	8/31/2019 vs. Frisco
GOT 2-HIT	4/21/2022 @ Frisco

THREW A COMBINED 9-INNING SHUTOUT	7/27/2022 @ Wichita (5-0)
THREW BACK-TO-BACK SHUTOUTS	June 18 and 19 vs. Arkansas, 2022 (9-0, 4-0)
GOT SHUT OUT (9 INNINGS)	8/14/2022 @ Arkansas
GOT SHUT OUT IN BACK-TO-BACK GAMES	August 12 & 13, 2019 @ Arkansas
GOT SHUT OUT IN 3 STRAIGHT GAMES	July 10 vs. Frisco, July 11 & 12, 2015 vs. Midland
GOT SHUT OUT (LESS THAN 9 INNINGS)	8/7/2021 @ Arkansas (5 Innings)

WON 11 GAMES IN A ROW	April 26 - May 6, 2015
WON 8 GAMES IN A ROW	June 14 - June 20, 2017
WON 7 GAMES IN A ROW	May 16 - May 22, 2015
WON 6 GAMES IN A ROW	August 2 - August 8, 2018

LOST 10 GAMES IN A ROW	April 6 - April 16, 2014
LOST 9 GAMES IN A ROW	April 8 - April 16, 2019
LOST 8 GAMES IN A ROW	July 2 - July 9, 2012
LOST 7 GAMES IN A ROW	August 10 - 18, 2022
LOST 6 GAMES IN A ROW	August 11 - 18, 2022

STRUCK OUT 19+ OPPOSING HITTERS	5/11/2013 @ Springfield (19)
STRUCK OUT 17+ OPPOSING HITTERS	6/4/2022 vs. Corpus Christi (18)
STRUCK OUT 15+ OPPOSING HITTERS	8/7/2022 vs. Tulsa (15)
STRUCK OUT 10+ OPPOSING HITTERS	8/24/2022 vs. Springfield (10)

SCORED 20+ RUNS IN ONE GAME	6/28/2022 @ Amarillo (20)
SCORED 15+ RUNS IN ONE GAME	8/17/2022 vs. San Antonio (15)
SCORED 10+ RUNS IN ONE GAME	8/17/2022 vs. San Antonio (15)
ALLOWED 25+ RUNS IN ONE GAME	4/15/2011 @ San Antonio (26)
ALLOWED 20+ RUNS IN ONE GAME	8/17/2022 vs. San Antonio (20)
ALLOWED 15+ RUNS IN ONE GAME	8/24/2022 vs. Springfield (18)
ALLOWED 10+ RUNS IN ONE GAME	8/24/2022 vs. Springfield (18)

HAD 22+ HITS IN ONE GAME	5/22/2010 vs. Arkansas (22)
HAD 20+ HITS IN ONE GAME	8/24/2021 vs. Springfield (20)
HAD 15+ HITS IN ONE GAME	7/6/2022 vs. Tulsa (15)
HAD 10+ HITS IN ONE GAME	8/23/2022 vs. Springfield (10)
ALLOWED 25+ HITS IN ONE GAME	4/15/2011 @ San Antonio (26)
ALLOWED 20+ HITS IN ONE GAME	8/4/2022 vs. Tulsa (21)
ALLOWED 15+ HITS IN ONE GAME	8/24/2022 vs. Springfield (19)
ALLOWED 10+ HITS IN ONE GAME	8/24/2022 vs. Springfield (19)

WALKED 14+ TIMES IN ONE GAME	5/8/2021 @ Arkansas (14)
WALKED 10+ TIMES IN ONE GAME	8/5/2022 vs. Tulsa (13)
WALKED 8+ TIMES IN ONE GAME	8/19/2022 vs. San Antonio (9)
ALLOWED 13+ WALKS IN ONE GAME	8/17/2022 vs. San Antonio (13)
ALLOWED 10+ WALKS IN ONE GAME	8/17/2022 vs. San Antonio (13)
ALLOWED 8+ WALKS IN ONE GAME	8/20/2022 vs. San Antonio (9)

HIT 7+ HOME RUNS IN A GAME	5/30/2021 vs. San Antonio (7)
HIT 5+ HOME RUNS IN A GAME	6/28/2022 @ Amarillo (5)
HIT 3+ HOME RUNS IN A GAME	8/21/2022 vs. San Antonio (3)
ALLOWED 7+ HOME RUNS IN A GAME	4/15/2011 @ San Antonio (7)
ALLOWED 5+ HOME RUNS IN A GAME	8/4/2022 vs. Tulsa (5)
ALLOWED 3+ HOME RUNS IN A GAME	8/24/2022 vs. Springfield (3)

HAD 2 PLAYERS HIT 2 HOME RUNS IN A GAME	Hunter Dozier & Bubba Starling, 4/10/2016 vs. Midland
HIT BACK-TO-BACK HOME RUNS	CJ Alexander & Jake Means, 7/16/2022 @ Corpus Christi
HIT 3 STRAIGHT HOME RUNS	Bobby Witt Jr., Nick Pratto & MJ Melendez, 5/30/2021 vs. San Antonio

SCORED 10+ RUNS IN AN INNING	2nd Inning, 9/9/2021 @ Wichita (10)
SCORED 7+ RUNS IN AN INNING	9th Inning, 6/28/2022 @ Amarillo (8)
SCORED 5+ RUNS IN AN INNING	7th Inning, 8/24/2022 vs. Springfield (6)
SCORED 5+ RUNS IN AN EXTRA INNING	10th Inning, 6/2/2012 vs. Frisco (5)
ALLOWED 10+ RUNS IN AN INNING	7th Inning, 8/24/2022 vs. Springfield (12)
ALLOWED 7+ RUNS IN AN INNING	7th Inning, 8/24/2022 vs. Springfield (12)
ALLOWED 5+ RUNS IN AN INNING	7th Inning, 8/24/2022 vs. Springfield (12)
ALLOWED 5+ RUNS IN AN EXTRA INNING	11th Inning, 4/26/2022 vs. Amarillo (5)

WON A GAME BY 15+ RUNS	18-1, 8/24/2021 vs. Springfield
WON A GAME BY 10+ RUNS	20-4, 6/28/2022 @ Amarillo
LOST A GAME BY 15+ RUNS	23-7, 8/4/2022 vs. Tulsa
LOST A GAME BY 10+ RUNS	18-7, 8/24/2022 vs. Springfield
LOST CONSECUTIVE GAMES BY 10+ RUNS	18-3 & 13-2, 6/16 & 6/17/2022 vs. Arkansas

SCORED 12+ RUNS IN CONSECUTIVE GAMES	June 28 (vs. Tulsa) & July 2 (@ Frisco), 2015
SCORED 10+ RUNS IN CONSECUTIVE GAMES	July 1, 2, 3, 2022 @ Amarillo
SCORED JUST ONE RUN WITHOUT AN RBI	6/24/2022 vs. Springfield
SCORED MULTIPLE RUNS WITHOUT AN RBI	2 Runs, 8/16/2018 @ Midland
SCORED MORE RUNS THAT RECORDED HITS	8/17/2022 vs. San Antonio (15 Runs on 14 Hits)

TURNED 5 DOUBLE PLAYS IN ONE GAME	8/20/2015 @ San Antonio
TURNED 3+ DOUBLE PLAYS IN ONE GAME	7/26/2022 @ Wichita (3)
TURNED A TRIPLE PLAY	Frank Schwindel (1B) to Corey Toups (2B) to Humberto Arteaga (SS) to Schwindel to Toups, 8/31/2016 vs. Tulsa
HIT INTO A TRIPLE PLAY	Mauricio Ramos, 7/24/2016 vs. Springfield

COMMITTED 6 ERRORS	5/4/2019 vs. Midland
COMMITTED 5 ERRORS	6/16/2022 vs. Arkansas
COMMITTED 3+ ERRORS	8/23/2022 vs. Springfield (3)

EVERY NATURAL IN THE STARTING LINEUP HAD A HIT	8/21/2022 vs. San Antonio
EVERY NATURAL IN THE STARTING LINEUP SCORED A RUN	8/17/2022 vs. San Antonio
EVERY NATURAL IN THE STARTING LINEUP HAD A HIT AND SCORED A RUN	6/28/2022 @ Amarillo
LINEUP BATTED AROUND TWICE IN ONE GAME	3rd and 9th Innings, 5/4/2022 @ Springfield

WON ON THE LAST AT-BAT OF THE GAME (WALK-OFF WIN)	8/20/2022 vs. San Antonio
LOST ON THE LAST AT-BAT OF THE GAME (WALK-OFF LOSS)	6/30/2022 @ Amarillo
PLAYED BACK-TO-BACK EXTRA-INNING GAMES	September 2nd & 3rd, 2021 vs. Corpus Christi

WON BOTH GAMES OF A DOUBLEHEADER	6/9/2022 @ Tulsa (5-3, 3-0)
PITCHED SHUTOUTS IN BOTH GAMES OF A DOUBLEHEADER	8/14/2021 vs. Frisco (1-0, 10-0)
LOST BOTH GAMES OF A DOUBLEHEADER	5/30/2019 vs. Arkansas (7-4, 10-7)

THE LAST TIME A NATURALS HITTER...

HAD 6 HITS IN ONE GAME	Ed Lucas, 7/21/2008 @ Springfield
HAD 5 HITS IN ONE GAME	Dairon Blanco, 7/13/2021 vs. Arkansas
HAD 4 HITS IN ONE GAME	Nick Loftin, 7/15/2022 @ Corpus Christi
HAD 3 HITS IN ONE GAME	John Rave, 8/23/2022 vs. Springfield

HIT 3 HOME RUNS IN ONE GAME	Bobby Witt Jr., 5/30/2021 vs. San Antonio
HIT 2 HOME RUNS IN ONE GAME	CJ Alexander, 8/11/2022 @ Arkansas
HIT 2 TRIPLES IN ONE GAME	Taylor Featherston, 4/18/2019 vs. Springfield
HIT 3 DOUBLES IN ONE GAME	Nick Loftin, 5/4/22 @ Springfield
HIT 2 DOUBLES IN ONE GAME	John Rave, 7/24/2022 vs. Springfield

HIT A GRAND SLAM	Robbie Glendinning, 7/17/2022 @ Corpus Christi
HIT AN INSIDE-THE-PARK HOME RUN	Brewer Hicklen, 7/15/2021 vs. Arkansas
LED OFF A HOME GAME WITH A HOME RUN	Maikel Garcia, 6/17/2022 vs. Arkansas
LED OFF A ROAD GAME WITH A HOME RUN	Clay Dungan, 7/24/2021 @ Tulsa
HIT A PINCH-HIT HOME RUN	Frank Schwindel, 8/21/2015 @ Corpus Christi
HIT A WALK-OFF HOME RUN	Sebastian Rivero, 8/20/2022 vs. San Antonio
HIT FOR THE CYCLE	Nicky Lopez, 6/21/2018 @ Tulsa

HAD 7 RBI IN ONE GAME	Taylor Featherston, 7/20/2019 @ Amarillo
HAD 6 RBI IN ONE GAME	CJ Alexander, 8/5/2022 vs. Tulsa
HAD 5 RBI IN ONE GAME	Robbie Glendinning, 7/17/2022 @ Corpus Christi
HAD 4 RBI IN ONE GAME	Tyler Gentry & CJ Alexander, 7/17/2022 @ Corpus Christi

SCORED 4 RUNS IN ONE GAME	CJ Alexander, 8/17/2022 vs. San Antonio
SCORED 3 RUNS IN ONE GAME	Maikel Garcia, 7/22/2022 vs. Springfield

WALKED 4 TIMES IN ONE GAME	Travis Jones, 4/29/2021 @ Springfield
WALKED 3 TIMES IN ONE GAME	Robbie Glendinning, 8/10/2022 @ Arkansas

STOLE 4 BASES IN ONE GAME	Nick Heath, 5/20/2019 @ Arkansas
STOLE 3 BASES IN ONE GAME	Tucker Bradley, 7/9/2022 vs. Tulsa
STOLE 2 BASES IN ONE GAME	Jake Means, 8/21/2022 vs. San Antonio

STRUCK OUT 5 TIMES IN ONE GAME	Dairon Blanco, 5/12/2021 vs. Tulsa
STRUCK OUT 4 TIMES IN ONE GAME	CJ Alexander, 8/20/2022 vs. San Antonio
STRUCK OUT 3 TIMES IN ONE GAME	CJ Alexander & John Rave, 8/14/2022 @ Arkansas

REACHED BASE 6 TIMES IN ONE GAME	Travis Jones, 6/29/2021 @ Springfield
REACHED BASE 5 TIMES IN ONE GAME	Tyler Gentry, 7/17/2022 @ Corpus Christi
REACHED BASE 4 TIMES IN ONE GAME	John Rave, 8/23/2022 vs. Springfield

REACHED BASE IN EVERY TRIP TO THE PLATE (6 PA)	Johnny Givonetella, 7/22/2010 @ Arkansas
REACHED BASE IN EVERY TRIP TO THE PLATE (5 PA)	Nate Eaton, 4/23/2022 @ Frisco
REACHED BASE IN EVERY TRIP TO THE PLATE (4 PA)	Tyler Copley, 6/19/2022 vs. Arkansas

REACHED 2 TIMES IN THE SAME INNING	Michael Massey & Logan Porter, 7th Inning, 6/10/2022 @ Tulsa
HAD 2 HITS IN THE SAME INNING	Sebastian Rivero & Nate Eaton, 4th Inning, 4/27/2022 vs. Amarillo

SAW 16 PITCHES IN A SINGLE PLATE APPEARANCE	Donnie Dewees, 4/7/2017 vs. San Antonio
SAW 15 PITCHES IN A SINGLE PLATE APPEARANCE	Demichir Carrasco, 7/18/2021 vs. Arkansas
SAW 14 PITCHES IN A SINGLE PLATE APPEARANCE	Jordan George, 8/27/2019 @ Midland
SAW 10+ PITCHES IN A SINGLE PLATE APPEARANCE	John Rave, 8/16/2022 vs. San Antonio (10)

HIT HOME RUNS IN BOTH GAMES OF A DOUBLEHEADER	Jimmy Govern, 8/14/2021 vs. Frisco
HIT HOME RUNS IN BACK-TO-BACK GAMES	Tucker Bradley, 8/20 & 8/21/2022 vs. San Antonio
HIT HOME RUNS IN 3 STRAIGHT GAMES	CJ Alexander, 8/4 - 8/6/2022 vs. Tulsa
HIT HOME RUNS IN 4 STRAIGHT GAMES	CJ Alexander, 8/3 - 8/6/2022 vs. Tulsa
HIT HOME RUNS IN 5 STRAIGHT GAMES	Clint Robinson, 8/7 to 8/12/2010 vs. Arkansas @ Frisco

HAD 2+ HITS IN 8 STRAIGHT GAMES	Kurt Mertins, May 25 to June 6, 2009
HAD 2+ HITS IN 7 STRAIGHT GAMES	Jeff Bianchi, July 20 to July 27, 2009
HAD 2+ HITS IN 6 STRAIGHT GAMES	Anderson Miller, May 14 to May 19, 2019
HAD 2+ HITS IN 5 STRAIGHT GAMES	Robbie Glendinning, July 1 to July 6, 2022

HAD A 20+ GAME HITTING STREAK	Clint Robinson, 21 Games: June 15 - July 12, 2010
HAD A 18+ GAME HITTING STREAK	Jordan Parraz, 19 Games: May 27 - June 15, 2009
HAD A 16+ GAME HITTING STREAK	Jackson Flores, 17 Games: June 15 - July 6, 2018
HAD A 14+ GAME HITTING STREAK	Maikel Garcia, 14 Games: April 27 - May 12, 2022
HAD A 12+ GAME HITTING STREAK	Maikel Garcia, 14 Games: April 27 - May 12, 2022

HAD A 30+ GAME REACHED BASE STREAK	Jackson Flores, 34 Games: May 29 - July 7, 2018
HAD A 25+ GAME REACHED BASE STREAK	Vinnie Pasquantino, 25 Games: August 5 - September 3, 2021
HAD A 20+ GAME REACHED BASE STREAK	CJ Alexander, 20 Games: July 30 - August 24, 2022

THE LAST TIME A NATURALS PITCHER...

THREW A 1-HITTER (9 Innings)	N/A
THREW A 1-HITTER (7 Innings)	N/A
THREW A 2-HITTER (9 Innings)	N/A
THREW A 2-HITTER (7 Innings)	Drew Parrish, 8/27/2021 vs. Springfield (Game 2)

THREW A 9-INNING COMPLETE GAME SHUTOUT	Corey Ray, 6/8/2017 vs. Springfield
THREW A 7-INNING COMPLETE GAME SHUTOUT	Anthony Veneziano, 6/9/2022 @ Tulsa (Game 2)
THREW A 5-INNING COMPLETE GAME SHUTOUT	Danny Duffy, 9/2/2010 vs. Arkansas

THREW A 9-INNING COMPLETE GAME	Scott Blewett, 8/10/2018 vs. Frisco
THREW AN 8-INNING COMPLETE GAME	Ofreidy Gomez, 8/2/2019 @ Tulsa
THREW A 7-INNING COMPLETE GAME	Anthony Veneziano, 6/9/2022 @ Tulsa (Game 2)
THREW A 6-INNING COMPLETE GAME	Sugar Ray Marimon, 5/26/2013 @ San Antonio

STRUCK OUT 13 IN A GAME	Danny Duffy, July 17, 2013 @ Tulsa
STRUCK OUT 12 IN A GAME	Josh Staumont, 9/4/2016 vs. Arkansas
STRUCK OUT 11 IN A GAME	Alec Marsh, 5/14/2021 vs. Tulsa
STRUCK OUT 10 IN A GAME	Anthony Veneziano, 7/23/2022 vs. Springfield

WALKED 8 IN A GAME	Noel Arguelles, 5/12/2013 @ Springfield
WALKED 7 IN A GAME	Jason Adam, 7/5/2013 @ Midland
WALKED 6 IN A GAME	Noah Murdock, 7/26/2022 @ Wichita
WALKED 5 IN A GAME	Anthony Veneziano, 8/11/2022 @ Arkansas

ALLOWED 4 HOME RUNS IN A GAME	Anthony Veneziano, 7/2/2022 @ Amarillo
ALLOWED 3 HOME RUNS IN A GAME	Alec Marsh, 6/17/2022 vs. Arkansas
ALLOWED 2 HOME RUNS IN A GAME	Alec Marsh, 8/24/2022 vs. Springfield

THREW 110+ PITCHES IN A GAME	Andy Ferguson, 8/9/2014 vs. San Antonio (116)
THREW 100+ PITCHES IN A GAME	Alec Marsh, 8/24/2022 vs. Springfield (103)
THREW 95+ PITCHES IN A GAME	Anthony Veneziano, 8/11/2022 @ Arkansas (99)
THREW 90+ PITCHES IN A GAME	Andrew Hoffmann, 8/19/2022 vs. San Antonio (92)

WON HIS NATURALS DEBUT	Walter Pennington, 4/23/2022 @ Frisco
THREW A AN IMMACULATE INNING	Grant Gavin, 6th Inning 5/20/2019 @ Arkansas