

OMAHA STORM CHASERS GAME NOTES

vs. ST. PAUL SAINTS

LHP Angel Zerpa (0-2, 7.31 ERA) vs. LHP Brent Headrick (3-1, 3.81 ERA)

Thursday, July 20, 2023 | Game #89 | Home Game #49

7:05 CT First Pitch | Werner Park | Papillion, Nebraska

Radio: stormchasers.mixlr.com | TV: Bally Live, MiLB.TV

5-11 / 43-45

11-6 / 54-37

Omaha Storm Chasers | 12356 Ballpark Way, Papillion, Nebraska 68046 | (402) 738-5100 | OmahaStormChasers.com | @OMASstormChasers

UPCOMING SCHEDULE & PROBABLE PITCHERS

UPCOMING GAMES

OPPONENT





TIME (CT)

PROBABLE PITCHERS

Friday, July 21	ST. PAUL	7:05 p.m.	LHP Cole Ragans (1-1, 4.19 ERA) vs. RHP Simeon Woods Richardson (3-5, 6.39 ERA)
Saturday, July 22	ST. PAUL	7:05 p.m.	RHP Max Castillo (2-6, 4.74 ERA) vs. LHP Dallas Keuchel (0-0, 0.90 ERA)
Sunday, July 23	ST. PAUL	5:05 p.m.	LHP Anthony Veneziano (4-0, 3.47 ERA) vs. RHP Randy Dobnak (4-4, 4.30 ERA)
Monday, July 24	Off		

THE MATCHUP

(UNDERLINE = MiLB LEADER) (BOLD = TRIPLE-A LEADER) (ITALICS = TRIPLE-A WORST)

			
.266 (6TH) - AVG - .266 (6TH)	5.33 (12TH) ERA > 4.56 (3RD)		
495 (12TH) R > 555 (3RD)	1.57 (13TH) WHIP > 1.53 (9TH)		
787 (8TH) H > 812 (5TH)	.264 (12TH) AVG > .259 (10TH)		
103 (14TH) HR > 126 (7TH)	775.2 (13TH) IP > 793.2 (4TH)		
399 (15TH) BB > 430 (9TH)	787 (10TH) < H 789 (11TH)		
754 (6TH) < K 926 (19TH)	505 (10TH) R > 453 (3RD)		
159 (1ST) < SB 104 (6TH)	121 (14TH) HR > 92 (3RD)		
369 (10TH) OBP > .365 (5TH)	431 (13TH) BB > 426 (11TH)		
.444 (11TH) SLG > .461 (6TH)	776 (12TH) K > 848 (3RD)		
.803 (10TH) OPS > .826 (6TH)	2 (12TH) < SHO 1 (17TH)		

ALL-TIME vs. Saints.....	31-34 (.477)
ALL-TIME in Omaha.....	14-12 (.538)
ALL-TIME in St. Paul.....	17-22 (.435)

2023 vs. Saints.....	3-5 (.375)
2023 at Werner Park.....	1-1 (.500)
2023 at CHS Field.....	2-4 (.333)

DATE H/R	SCORE	WIN	LOSS	SAVE
5/23 R	W, 6-1	D. Lynch	S. Woods Richardson	-
5/24 R	L, 6-5	O. Ortega	B. Kriske	-
5/25 R	L, 8-6	R. Henriquez	A. Núñez	P. Murphy
5/26 R	W, 6-4	D. Parrish	C. Sadzeck	D. Coleman
5/27 R	L, 14-1	R. Dobnak	J. Heasley	-
5/28 R	L, 10-6	J. Winder	J. Kowar	-
7/18 H	W, 1-0	W. Pennington	J. Winder	-
7/19 H	L, 9-4	L. Varland	J. Bowlan	A. Sanchez
7/20 H				
7/21 H				
7/22 H				
7/23 H				
8/22 H				
8/23 H				
8/24 H				
8/25 H				
8/26 H				
8/27 H				

STORM CHASERS ON THE RISE

10 Omaha players that appear on a Top-30 Royals prospects ranking

PLAYER (Position)	MLB PIPELINE	BASEBALL AMERICA
Nick Loftin (INF)	Royals No. 3	Royals No. 6
Tyler Gentry (OF)	Royals No. 6	Royals No. 7
Angel Zerpa (LHP) <i>REHAB</i>	Royals No. 7	Royals No. 13
Jonathan Bowlan (RHP)	Royals No. 9	Royals No. 14
Samad Taylor (INF/OF)	Royals No. 19	Royals No. 25
Will Klein (RHP)	Royals No. 22	Royals No. 23
Tucker Bradley (OF)	Royals No. 26	-
Steven Cruz (RHP)	Royals No. 27	-
Anthony Veneziano (LHP)	-	Royals No. 9
Christian Chamberlain (LHP)	-	Royals No. 24



STORM CHASERS PRESS BOX

Game Notes compiled by Nicholas Badders

Credential Requests: nicholasb@omahastormchasers.com

Omaha Storm Chasers gameday information, as well as the 2023 Storm Chasers Media Guide can be found at milb.com/omaha/ballpark/media.

YESTERDAY'S GAME

	1	2	3	4	5	6	7	8	9	R	H	E	LO
 St. Paul	1	1	0	1	4	0	0	0	2	9	8	0	14
 Omaha	0	0	1	0	1	0	0	0	2	4	7	0	5

WIN: Louie Varland (4-0) | LOSS: Jonathan Bowlan (2-1) | SAVE: Aaron Sanchez (1)

- PAPILLION, NEB.** - The Omaha Storm Chasers fell 9-4 to the St. Paul Saints Wednesday behind 16 free passes issued by a combination of six pitchers.
- The Saints jumped ahead in the top the 1st inning and led the rest of the night, knocking Omaha starter **Jonathan Bowlan** out of the game in the 4th inning ... a double scored a run for St. Paul in the 1st, then the Saints added one more with a bases-loaded walk in the 2nd.
 - Bowlan used a double play to escape trouble in the 3rd inning but an RBI double in the 4th ended his night, charged with three runs on five hits over 3.2 innings.
 - While **Samad Taylor** drove in a run for the Chasers, with a sacrifice fly in the 3rd inning to keep Omaha within striking distance, the Saints erupted for four runs in the 5th, on a two-run homer, another bases-loaded walk and a wild pitch with all four runs charged to **Jonah Dipoto**.
 - While **Jackson Kowar** allowed two of three runners he inherited from Dipoto to score, he otherwise quieted the St. Paul bats with 1.1 scoreless, followed by 2.0 hitless and scoreless frames from **Will Klein** with a pair of strikeouts.
 - Taylor drove in Omaha's second run of the game as well in the 5th inning, on an RBI triple that plated **Adeiny Hechavarria**, at the time to move the score to 7-2 in favor of St. Paul.
 - The Chasers remained down by five runs until the 9th when **Collin Snider** allowed a pair of runs to score, on a sac fly and the staff's third bases-loaded walk of the night.
 - Nick Loftin** singled with one out in the bottom of the 9th inning then quickly scored on a two-run homer from **Nate Eaton** that countered the two runs St. Paul scored in the top of the inning and brought the game to the 9-5 score that held to be final.

NOTES AND NUGGETS

THAT'S WHAT SPEED DO

- The Chasers have 159 steals in 88 games (average 1.81 SB/game) and have been caught 32 times for a success rate of 83.25%.
- Omaha's 159 steals are the most of any Triple-A team and 6th in all of Minor League Baseball ... the Clearwater Threshers (Philadelphia Single-A) lead the minors (197) ... **Omaha is 34 steals away from breaking the franchise's single-season record of 192, set in 1986 and need to average 0.59 steals/game the last 58 games of the year.**
 - The Chasers have stolen at least one base in 60 of 88 games (68%), with multiple steals in 42 games and 11 occasions of 5+ steals.
 - With team stolen base leaders **Dairon Blanco** (47) and **Samad Taylor** (38) both called up to Kansas City last month, the Chasers have just 24 steals in 25 games since Taylor was first recalled on June 16 ... the Chasers have stolen a base in 14 of 25 games since June 16, which ranks 10th in the league in that time, but had a 5-steal game on July 5 @ Gwinnett and Taylor, optioned for the week, stole 4 bases in that game.

LET'S RAVE

- Since joining the Storm Chasers in mid-June, outfielder **John Rave** has not only been one of Omaha's best hitters, but one of the best hitters in the International League.
- Rave reached in the first 20 games he played after his promotion from Double-A NW Arkansas on June 13 ... dating back prior to his promotion, including his last 11 games with the Naturals, Rave reached base in a career-best straight 31 games between AA and AAA, between May 30 and July 14 ... in that span, he had a .333 average and .954 OPS.
 - Rave has hits in 19 of 25 games with Omaha, hitting a team-best .304 since he joined the Storm Chasers, with a team-best .915 OPS as well ... he scored a run in 14 straight games from June 17 to July 6, the longest such streak in MiLB this year.

PUSHING PORTER

- While he started off the season slugging in April and slumped in May, catcher **Logan Porter** flipped a switch at the plate since the calendar flipped to June.
- Porter got on base in a career-best 30 straight games between May 23 and July 5, the 5th-longest streak in the league this year ... in that stretch, he hit .302 (32-for-106) with a .433 OBP ... however, he has gone 0-for-8 at the plate in this series.
 - He had 6 homers in April, over the first 17 games of the season, but 1 in 47 games from May 1 to July 4 ... however, he has 3 long balls in his last 9 games.
 - After finishing 2022 with the 4th-highest on-base percentage in Minor League Baseball (.442), Porter drew just 15 walks over 40 games between April and May, for a .325 OBP ... in June alone, he drew 22 walks over 21 games and with a .500 OBP last month, to go along with a .348 average (24-for-69) and hits in 17 of 21 games.
 - His 27 walks since June 1 rank 4th in among International League hitters in that span, while his .429 on-base percentage ranks 11th among qualified hitters in the league.

WALK THIS WAY

- Omaha's five pitchers yesterday combined for 11 walks and 5 hit batters, totaling 16 "free passes."
- Yesterday was the fourth double-digit walk game this season for Storm Chasers pitching, something that only happened three seasons.
 - Five hit batters represents the most HBP in a game by Omaha's pitching staff since at least 2005 ... prior to last night, there had been four occasions of a four hit batters by the pitchers in one game, including twice in 2021, but never 5.
 - The total of 16 "free passes" also represents the most issued by the staff in a game in the "modern era" (since 2005) ... only four times since 2005 has the Omaha pitching staff combined to walk more than 11 batters in a game, including 12 on June 28 vs. Iowa.
 - On the flip side, there have been 88 games since 2005 where Omaha's pitching staff has not walked or hit a batter, most recently on July 2 vs. Iowa [G2].

AT A GLANCE

RECENT (L1)

Last 5 Games.....	2-3
Last 10 Games.....	3-7
Last 20 Games.....	8-12

SPLIT SEASON

1st Half.....	38-34
2nd Half.....	5-11

HOME/AWAY

Home Games.....	21-27
Away Games.....	22-18

TIME OF DAY

Night Games.....	28-33
Day Games.....	15-12

MONTH

March.....	1-0
April.....	9-15
May.....	12-14
June.....	17-7
July.....	4-9
August.....	
September.....	

OPPONENT

vs. Columbus.....	6-0
vs. Gwinnett.....	2-9
vs. Indianapolis.....	9-2
vs. Iowa.....	4-6
vs. Louisville.....	2-4
vs. Memphis.....	2-4
vs. Nashville.....	2-4
vs. Rochester.....	4-2
vs. Scranton/WB.....	3-3
vs. St. Paul.....	3-5
vs. Toledo.....	6-6

DAY OF THE WEEK

on Monday.....	0-1
on Tuesday.....	5-9
on Wednesday.....	5-10
on Thursday.....	7-7
on Friday.....	12-4
on Saturday.....	6-7
on Sunday.....	8-5

THIS SERIES

Record.....	1-1
Batting Average.....	(.194)
Runs/Per Game.....	5/2.5
Home Runs.....	1
ERA.....	4.50 (9 ER / 18.0 IP)
Strikeouts (K/9).....	16 (8.0)
Saves/Opportunities.....	0/0

QUICK FACTS

Founded.....	2011 (1969-2010: Omaha Royals)
Colors.....	Royal Blue, Twister Gold, Blackout Black
League.....	International League (Since 2021)
Ownership.....	Alliance Baseball Omaha LLC
General Manager.....	Laurie Schlender (4th Year)
Home Ballpark (Capacity).....	Werner Park (9,023, 6,254 fixed seats)
Dimensions.....	LF- 310 CF- 402 RF- 315

ACTIVE ROSTER BREAKDOWN

Age 23.....	2	Native of Cuba.....	1
Age 24.....	4	Native of Dominican Republic.....	1
Age 25.....	5	Native of United States.....	21
Age 26.....	7	Native of Venezuela.....	4
Age 27.....	5	Acquired by Royals via Free Agency.....	8
Age 28.....	2	(International).....	2
Age 29.....	1	(Minor League).....	3
Age 30.....	0	(Undrafted).....	3
Age 31.....	0	Acquired by Royals via Trade.....	5
Age 32.....	0	Acquired by Royals via First Year Player Draft.....	14
Age 33.....	1	(High School).....	0
Average Age.....	26 Years 14 Days	(Rounds 1-5).....	8
Median Age.....	26	(2nd Year/College).....	0
		(Rounds 6-10).....	3
		(2017 Draft).....	2
		(3rd Year/College).....	12
		(Rounds 11-20).....	1
		(2018 Draft).....	4
		(4th+ Year/College).....	2
		(Rounds 21-40).....	2
		(2019 Draft).....	4
		(2020 Draft).....	4

PRO-NUN-SEE-AY-SHUNS

PLAYERS

2 RYAN GOINS.....	(GO-ins)
6 CLAY DUNGAN.....	(duhn-ginn)
11 ADEINY HECHAVARRÍA.....	(ah-DAY-nee etch-ah-vah-RIA)
17 ANGELO CASTELLANO.....	(kass-tay-AH-noh)
22 JERMAINE PALACIOS.....	(pah-LAH-see-ohs)
25 COLE RAGANS.....	(ray-gins)
31 JONATHAN BOWLAN.....	(boh-lin)
37 JACKSON KOWAR.....	(coh-wahr)
41 ANGEL ZERPA.....	(AHN-hel SAIR-pah)
55 JONAH DIPOTO.....	(dih-POH-to)
56 ANTHONY VENEZIANO.....	(va-nee-ee-ah-no)
60 JOSÉ BRICEÑO.....	(bee-SEN-yo)

COACHES

23 MIKE JIRSCHKE.....	(jursh-LEE)
33 DAVID NOWORYTA.....	(Nova-REE-tah)
52 BIJAN RADEMACHER.....	(bee-ZHON RAH-de-moch-err)

UNIFORM RECORDS

STANDARD UNIFORMS

Blue Vortex (7-12) Home: 7-12 Road: 0-0	Blue O-Bolt (26-21) Home: 4-2 Road: 22-19	Powder SC (6-6) Home: 6-6 Road: 0-0	Powder O (3-0) Home: 3-0 Road: 0-0
Home White (6-11) Home: 6-11 Road: 0-0	Road Grey (10-9) Home: 0-0 Road: 10-9	Blue O-Bolt (16-12) Home: 4-2 Road: 12-10	Powder Blue (6-6) Home: 6-6 Road: 0-0

SPECIALTY/THEME NIGHTS (2-6)

Black O-Bolt (0-3) Home: 0-3 Road: 0-0	Patriotic (0-2) Home: 0-1 Road: 0-1	Runzas (0-1) Home: 0-1 Road: 0-0	Cattlemen (0-1) Home: 0-1 Road: 0-0	Rockets (1-0) Home: 1-0 Road: 0-0	Marvel (0-0) Home: 0-0 Road: 0-0	Throwback (0-0) Home: 0-0 Road: 0-0
Community (0-3) Home: 0-3 Road: 0-0	Star Wars (1-0) Home: 1-0 Road: 0-0	Patriotic (0-2) Home: 0-2 Road: 0-0	Runzas (0-1) Home: 0-1 Road: 0-0	Cattlemen (0-1) Home: 0-1 Road: 0-0	Rockets (1-0) Home: 1-0 Road: 0-0	Marvel (0-0) Home: 0-0 Road: 0-0

RECENT TRANSACTIONS

2023 BREAKING ROSTER

Pitchers (15): RHP Max Castillo, LHP Austin Cox, RHP Jonathan Heasley, RHP Jackson Kowar, RHP Brooks Kriske, LHP Marcelo Martinez, RHP Mike Mayers, RHP Andrés Núñez, LHP Drew Parrish, LHP Evan Sisk, RHP Collin Snider, RHP Josh Staumont, LHP Josh Taylor, RHP Ryan Weiss, RHP Nick Wittgren


Catchers (3): Freddy Fermin, Logan Porter, Jakson Reetz

Infielders (6): CJ Alexander, Angelo Castellano, Maikel Garcia, Nick Loftin, Nick Pratto, Samad Taylor

Outfielders (3): Dairon Blanco, Tucker Bradley, Brewer Hicklen


62 DIFFERENT PLAYERS HAVE APPEARED IN A GAME FOR OMAHA IN 2023 (28 HITTERS, 34 PITCHERS)

79. 6/18	INF Matt Beatty selected by KANSAS CITY from Omaha	104. 7/4	INF Michael Massey returned to KANSAS CITY from rehab assignment
80. 6/20	LHP Drew Parrish transferred NW Arkansas (AA) from Omaha	105.	RHP Jonathan Heasley recalled by KANSAS CITY from Omaha
81.	RHP Jonathan Bowlan transferred to Omaha from NW Arkansas (AA)	106.	LHP Austin Cox optioned to Omaha
83. 6/22	LHP Amir Garrett sent on a rehab assignment to Omaha	107.	INF Samad Taylor optioned to Omaha
84.	RHP Mike Mayers sent outright to Omaha	108. 7/5	RHP Dylan Coleman recalled by KANSAS CITY from Omaha
85. 6/23	OF Nate Eaton recalled by KANSAS CITY from Omaha	109. 7/9	INF Samad Taylor recalled by KANSAS CITY from Omaha
86.	INF Paxton Wallace transferred to Omaha from Quad Cities (A+)	110.	LHP Ryan Yarbrough returned to KANSAS CITY from rehab assignment
87. 6/24	LHP Ryan Yarbrough sent on a rehab assignment to Omaha	111. 7/12	RHP Mike Mayers traded to Chicago White Sox
88.	RHP Jackson Kowar optioned to Omaha	112.	RHP Steven Cruz transferred to Omaha from NW Arkansas (AA)
89.	RHP James McArthur recalled by KANSAS CITY from Omaha	113.	INF Paxton Wallace transferred to Quad Cities (A+) from Omaha
90. 6/26	OF Nate Eaton optioned to Omaha	114. 7/14	INF Nick Loftin activated from the 7-Day Injured List
91. 6/27	RHP Daniel Mengden released	115.	INF CJ Alexander activated from the 7-Day Injured List
92.	RHP Andrés Núñez traded to Boston Red Sox	116.	LHP Angel Zerpa returned from rehab assignment and optioned to Omaha
93.	OF Kyle Isbel returned to KANSAS CITY from rehab assignment	117. 7/15	LHP Cole Ragans recalled by KANSAS CITY from Omaha
94. 6/28	LHP Angel Zerpa 's rehab assignment transferred to Omaha	118. 7/16	LHP Cole Ragans optioned to Omaha
95.	RHP Brad Keller sent on a rehab assignment to Omaha	119.	RHP Max Castillo recalled by KANSAS CITY from Omaha
96.	LHP Marcelo Martinez released	120.	LHP Emilio Marquez transferred to Omaha from Quad Cities (A+)
97. 6/30	RHP Alec Marsh recalled by KANSAS CITY from Omaha	121.	RHP Brooks Kriske placed on the temporarily inactive list.
98.	RHP James McArthur optioned to Omaha	122.	RHP Collin Snider optioned to Omaha
99.	INF Michael Massey sent on a rehab assignment to Omaha	123. 7/18	LHP Emilio Marquez transferred to Quad Cities (A+) from Omaha
100.	LHP Amir Garrett returned to KANSAS CITY from rehab assignment	124.	INF Samad Taylor optioned to Omaha
101. 7/1	LHP Cole Ragans acquired in a trade with TEXAS and optioned to Omaha	125. 7/19	INF Matt Beatty sent on a rehab assignment to Omaha
102.	RHP Brooks Kriske optioned to Omaha	126.	LHP Austin Cox recalled by KANSAS CITY from Omaha
103.	RHP Collin Snider recalled by KANSAS CITY from Omaha	127. 7/20	RHP Max Castillo optioned to Omaha



MANAGER: MIKE JIRSCHLE • #23

- Mike Jirschele returns for his 15th season as Omaha's manager, his 18th season managing in Minor League Baseball and 32nd season overall with the Royals organization, named to the position of Storm Chasers manager on January 13, 2023, after previously managing Triple-A Omaha from 1995-97 and 2003-13.
- Jirschele served on the Kansas City Royals coaching staff as the Third Base Coach from 2014-19 and won the World Series in 2015. Jirschele most recently served as the bench coach under manager Chris Widger during the 2022 season with the Double-A Northwest Arkansas Naturals. He spent the 2021 season as Widger's bench coach for the High-A Central champion Quad Cities River Bandits and served as Special Assistant to the General Manager in 2020.
- In his second stint as Omaha's manager, over 11 years from 2003 to 2013, he led the team to four division titles, three consecutive trips to the Pacific Coast League Championship Series (2011-2013), two PCL titles (2011, 2013) and the team's first of two Triple-A National Championships in 2013.
- He earned the 2011 Mike Coolbaugh Award for *outstanding baseball work ethic, knowledge of the game and skill in mentoring young players on the field* and he is a four-time recipient of the Dick Howser Award (1992, 1994, 2005, 2011), recognizing outstanding work in player development within the Royals organization.
- Prior to his time with Omaha and Kansas City, he served as the Royals Minor League Infield Coordinator for four years, from 1998-2002, and he held managerial positions with Wilmington (1994), Rockford (1993) and the Gulf Coast Royals (1992).
- He appeared 999 games in the Minor Leagues across 13 years, between 1977 and 1990, including 22 games with the Omaha Royals between 1988 and 1989.



PITCHING COACH: DANE JOHNSON • #59

- Dane Johnson enters his fourth year in the Royals organization and as the Storm Chasers pitching coach, after joining Kansas City ahead of the 2020 season. 2023 marks his 24th season coaching overall.
- He previously spent one season in the Miami Marlins organization (2019) as a Pitching Consultant and 19 seasons with the Toronto Blue Jays as a Minor League Pitching Coach from 2000-03, Pitching Coordinator from 2004-14 and Major League Bullpen Coach from 2015-18.
- Prior to entering coaching, spent 15 years as a player, including over 280 games in the Minor Leagues and parts of three seasons in the Majors with the Chicago White Sox (1994), Blue Jays (1996) and Oakland Athletics (1997), also playing two seasons (1990-1991) in the Chinese Professional Baseball League.
- Johnson and his wife, Gina, reside in Palm Harbor, Florida. They have two children: a daughter, Madison (31), and son, Cobi (27).



HITTING COACH: BIJAN RADEMACHER • #52

- Bijan Rademacher (*bi-ZHON RAH-de-moch-err*) joins the Royals as the Omaha Storm Chasers Hitting Coach this year after spending the last two years with the Arizona Diamondbacks as their Minor League Hitting Coordinator (2021) and ACL Hitting Coach (2022).
- Prior to coaching, he spent eight years playing professionally (2012-2019), spanning seven seasons in the Chicago Cubs organization (2012-18) and slashed .280/.361/.402 over 702 career MiLB games, reaching as high as Triple-A. He also played one season in independent baseball (2019) with the New Britain Bees in the Atlantic League, in addition to an offseason in the Mexican Pacific Winter League.
- Over 243 career Triple-A games with the Iowa Cubs, he played 11 games at Werner Park and was a .378 hitter (14-for-37) with one homer and 5 runs batted in while playing in Omaha.
- Rademacher lives in Tempe, Arizona with his wife Melissa.



BENCH COACH: DAVID NOWORYTA • #33 (3RD BASE COACH)

- David Noworyta (*Nova-REE-tah*) enters his second year in the Royals organization and first as Omaha's Bench Coach, after making his coaching debut in 2022 as the Assistant Hitting Coach for the River Bandits Kansas City's High-A affiliate.
- Prior to coaching, he spent four years playing professionally (2018-21), including three minor league seasons in the Detroit Tigers organization (2018-20), and one with the Independent Pioneer League's Billings Mustangs in 2021. Before signing with Detroit in 2018, Noworyta graduated from the University of Hawaii with a bachelor's degree in communications and journalism, and played in parts of three seasons for their baseball team.
- Noworyta attended Holy Cross Academy (N.J.), where he played baseball and basketball, and was selected by the Royals in the 37th round of the 2014 MLB Draft. He resides in Hainesport, N.J. in the offseason.



CERTIFIED ATHLETIC TRAINER: JAMES STONE

- James Stone is entering his fifth season as the Certified Athletic Trainer for the Storm Chasers after serving the previous seven seasons with the Wilmington Blue Rocks (Royals High-A), including the 2015 season, in which he was named Carolina League Athletic Trainer of the Year.
- He joined the Kansas City organization in 2010 as the athletic trainer for the Class-A Burlington Bees. He came to the Royals after spending one season with the Central Valley Coyotes (Fresno, California) in Arena Football 2.
- Stone worked three seasons in the Florida Marlins organization, with stops in Jupiter (2008), Greensboro (2007) and Jamestown (2006), winning New York-Penn League Trainer of the Year honors in 2006.
- He was the Strength and Conditioning Coach for the Baltimore Orioles Class-A affiliate, the Delmarva Shorebirds, in 2005.
- Stone graduated with a bachelor's of science in kinesiology from Cal State-Northridge. He resides in Simi Valley, California with his dog, Ozzie.



STRENGTH & CONDITIONING COACH: YANNICK PLANTE

- Yannick Plante is entering his third season as the Strength & Conditioning Coach for the Storm Chasers, after being slated to serve in that role with Northwest Arkansas in 2020.
- He began with the Kansas City Organization in 2019 as the athletic trainer for the Burlington Royals (Advanced Rookie, Appalachian League). He was then a staff member of the Surprise Saguaros of the Arizona Fall League in the fall of 2019.
- Plante has a master's degree in kinesiology from the University of Calgary and a bachelor's degree in human kinetics with specialization in biophysics from the University of Ottawa. He currently lives in Ottawa, Ontario.



TONY MEDINA
MINOR LEAGUE/LATIN AMERICA
MEDICAL COORDINATOR



BEN NICHOLAS
PLAYER DEVELOPMENT TRAINEE



JEREMY OWENS
PLAYER DEVELOPMENT TRAINEE



TODAY'S STARTING PITCHER

STORM CHASERS VS. SAINTS | JULY 20, 2023



Angel Zerpa - Pitching - Stat Splits - 2023 - Regular Season (Triple-A)																											
Split	Team	W	L	ERA	G	GS	CG	SHO	SV	IP	H	R	ER	HR	HB	BB	IBB	SO	WHIP	AVG	AB	WP	BK	GIDP	TBF	NP-S	
Home Games	OMA	0	2	10.64	3	3	0	0	0	11.0	17	13	13	4	1	8	0	13	2.27	.354	48	0	0	1	57	215 - 132	
Away Games	OMA	0	0	0.00	1	1	0	0	0	5.0	4	0	0	0	0	1	0	3	1.00	.222	18	0	0	0	19	71 - 46	
Day Games	OMA	0	0	1.93	2	2	0	0	0	9.1	8	2	2	1	0	4	0	8	1.29	.235	34	0	0	0	38	141 - 89	
Night Games	OMA	0	2	14.85	2	2	0	0	0	6.2	13	11	11	3	1	5	0	8	2.70	.406	32	0	0	1	38	145 - 89	
On Grass	OMA	0	2	7.31	4	4	0	0	0	16.0	21	13	13	4	1	9	0	16	1.88	.318	66	0	0	1	76	286 - 178	
June	OMA	0	0	4.15	1	1	0	0	0	4.1	4	2	2	1	0	3	0	5	1.62	.250	16	0	0	0	19	70 - 43	
July	OMA	0	2	8.49	3	3	0	0	0	11.2	17	11	11	3	1	6	0	11	1.97	.340	50	0	0	1	57	216 - 135	
On Mondays	OMA	0	1	8.31	1	1	0	0	0	4.1	6	4	4	1	0	2	0	7	1.85	.316	19	0	0	0	21	80 - 50	
On Wednesdays	OMA	0	0	4.15	1	1	0	0	0	4.1	4	2	2	1	0	3	0	5	1.62	.250	16	0	0	0	19	70 - 43	
On Fridays	OMA	0	1	27.00	1	1	0	0	0	2.1	7	7	7	2	1	3	0	1	4.29	.538	13	0	0	1	17	65 - 39	
On Sundays	OMA	0	0	0.00	1	1	0	0	0	5.0	4	0	0	0	0	1	0	3	1.00	.222	18	0	0	0	19	71 - 46	
In games following a win	OMA	0	0	4.15	1	1	0	0	0	4.1	4	2	2	1	0	3	0	5	1.62	.250	16	0	0	0	19	70 - 43	
In games following a loss	OMA	0	2	14.85	2	2	0	0	0	6.2	13	11	11	3	1	5	0	8	2.70	.406	32	0	0	1	38	145 - 89	
Starter	OMA	0	2	7.31	4	4	0	0	0	16.0	21	13	13	4	1	9	0	16	1.88	.318	66	0	0	1	76	286 - 178	

Angel Zerpa - Opposing Hitting - Stat Splits - 2023 - Regular Season (Triple-A)																								
Split	Team	AVG	G	AB	R	H	2B	3B	HR	RBI	BB	IBB	SO	SB	CS	OBP	SLG	OPS	HBP	SAC	SF	GDP		
vs Left	OMA	.211	4	19		4	2	1	0	2	4	0	8			.348	.421	.769	0	0	0	0		
vs Right	OMA	.362	4	47		17	4	0	4	10	5	0	8			.434	.702	1.136	1	0	0	1		
Team is behind	OMA	.314	3	35		11	5	1	1	6	6	0	11			.429	.600	1.029	1	0	0	1		
Score is tied	OMA	.323	4	31		10	1	0	3	6	3	0	5			.382	.645	1.027	0	0	0	0		
Batting First	OMA	.300	4	10		3	0	0	0	0	1	0	1			.364	.300	.664	0	0	0	0		
Batting Second	OMA	.286	4	7		2	1	0	0	1	1	0	2			.444	.429	.873	1	0	0	0		
Batting Third	OMA	.333	4	9		3	1	0	2	6	0	0	2			.333	1.111	1.444	0	0	0	0		
Batting Fourth	OMA	.375	4	8		3	0	1	0	0	0	0	2			.375	.625	1.000	0	0	0	0		
Batting Fifth	OMA	.333	4	6		2	2	0	0	0	2	0	3			.500	.667	1.167	0	0	0	0		
Batting Sixth	OMA	.286	4	7		2	1	0	1	3	1	0	1			.375	.857	1.232	0	0	0	1		
Batting Seventh	OMA	.429	4	7		3	0	0	1	2	1	0	1			.500	.857	1.357	0	0	0	0		
Batting Eighth	OMA	.375	4	8		3	1	0	0	0	0	0	1			.375	.500	.875	0	0	0	0		
Batting Ninth	OMA	.000	4	4		0	0	0	0	0	3	0	3			.429	.000	.429	0	0	0	0		
Leading Off	OMA	.438	4	16		7	1	0	1	1	2	0	2			.500	.688	1.188	0	0	0	0		
First Inning	OMA	.444	4	18	4	8	0	1	2	4	1	0	2	0	1	.474	.889	1.363	0	0	0	1		
Second Inning	OMA	.294	4	17	5	5	1	0	1	5	4	0	5	0	0	.455	.529	.984	1	0	0	0		
Third Inning	OMA	.167	4	12	2	2	1	0	1	1	1	0	5	0	0	.231	.500	.731	0	0	0	0		
Fourth Inning	OMA	.333	3	12	2	4	3	0	0	2	2	0	4	0	1	.429	.583	1.012	0	0	0	0		
Fifth Inning	OMA	.286	3	7	0	2	1	0	0	0	1	0	0	0	0	.375	.429	.804	0	0	0	0		
Bases Empty	OMA	.438	4	32		14	3	1	1	1	5	0	6			.514	.688	1.202	0	0	0	0		
Runner at 1st	OMA	.250	4	20		5	1	0	3	6	2	0	6			.318	.750	1.068	0	0	0	0		
Runner at 2nd	OMA	.000	2	5		0	0	0	0	0	0	0	1			.000	.000	.000	0	0	0	0		
Runner at 3rd	OMA	.000	2	2		0	0	0	0	0	1	0	1			.333	.000	.333	0	0	0	0		
Runners at 1st & 2nd	OMA	.000	1	1		0	0	0	0	0	1	0	0			.500	.000	.500	0	0	0	1		
Runners at 1st & 3rd	OMA	.000	2	2		0	0	0	0	0	0	0	1			.000	.000	.000	0	0	0	0		
Runners at 2nd & 3rd	OMA	.333	2	3		1	1	0	0	2	0	0	1			.333	.667	1.000	0	0	0	0		
Bases Loaded	OMA	1.000	1	1		1	1	0	0	3	0	0	0			1.000	2.000	3.000	1	0	0	0		
Runners On	OMA	.206	4	34		7	3	0	3	11	4	0	10			.308	.559	.867	1	0	0	1		
Scoring Position	OMA	.143	4	14		2	2	0	0	5	2	0	4			.294	.286	.580	1	0	0	1		
No Outs	OMA	.333	4	27		9	3	0	1	3	2	0	5			.379	.556	.935	0	0	0	0		
One Out	OMA	.417	4	24		10	2	1	3	9	6	0	7			.548	.958	1.506	1	0	0	1		
Two Outs	OMA	.133	4	15		2	1	0	0	0	1	0	4			.188	.200	.388	0	0	0	0		
Ahead in Count	OMA	.208	4	24		5	1	0	2	4	0	0	10			.240	.500	.740	1	0	0	1		
Behind in Count	OMA	.353	4	17		6	2	0	0	2	9	0	2			.577	.471	1.048	0	0	0	0		
0-0 Count	OMA	.429	4	14		6	2	1	2	6	0	0	0			.429	1.143	1.572	0	0	0	0		
0-1 Count	OMA	.000	4	1		0	0	0	0	0	0	0	0			.000	.000	.000	0	0	0	0		
0-2 Count	OMA	.000	4	7		0	0	0	0	0	0	0	3			.000	.000	.000	0	0	0	0		
1-0 Count	OMA	.250	4	8		2	0	0	0	0	0	0	0			.250	.250	.500	0	0	0	0		
1-1 Count	OMA	1.000	4	2		2	1	0	0	0	0	0	0			1.000	1.500	2.500	0	0	0	0		
1-2 Count	OMA	.313	4	16		5	1	0	2	4	0	0	7			.353	.750	1.103	1	0	0	1		
2-0 Count	OMA	1.000	3	1		1	0	0	0	0	0	0	0			1.000	1.000	2.000	0	0	0	0		
2-1 Count	OMA	1.000	4	1		1	1	0	0	0	0	0	0			1.000	2.000	3.000	0	0	0	0		
2-2 Count	OMA	.222	4	9		2	0	0	0	0	0	0	4			.222	.222	.444	0	0	0	0		
3-0 Count	OMA	.000	3	0		0	0	0	0	0	2	0	0			1.000	.000	1.000	0	0	0	0		
3-1 Count	OMA	.667	4	3		2	1	0	0	2	2	0	0			.800	1.000	1.800	0	0	0	0		
3-2 Count	OMA	.000	4	4		0	0	0	0	0	5	0	2			.556	.000	.556	0	0	0	0		
Pitcher	OMA	.318	4	66		21	6	1	4	12	9	0	16			.408	.621	1.029	1	0	0	1		



#41 ANGEL ZERPA

LEFT-HANDED PITCHER (AHN-hel SAIR-pah)

BORN: September 27, 1999 in Valle De La Pascua, Venezuela (Age 23)

HOMETOWN: Valle De La Pascua, Venezuela

HEIGHT/WEIGHT: 6'0" / 240 LBS

SIGNED: July 26, 2016 – Signed as an International Free Agent

40-MAN ROSTER: Added by Kansas City on November 20, 2020

MLB DEBUT: Sept. 30, 2021 – 5.0 IP, 5 H, 0 ER, VS. CLEVELAND

MLB SERVICE TIME: 82 Days

SEASON WITH STORM CHASERS: 3rd Season

SCOUTING REPORT (4SFB, SNK, CH, SL)

MLB Pipeline's No. 7 Royals prospect ... Baseball America's No. 13 Royals prospect

4-SEAM FASTBALL: Sits 93-95, averages 94.0 mph ... Season usage: 33%

SINKER: Sits 93-95, averages 93.8 mph ... Season usage: 26%

CHANGEUP: Sits 85-88, averages 86.7 mph ... Season usage: 20%

SLIDER: Sits 82-85, averages 83.8 mph ... Season usage: 20%

LAST OUTING: FRIDAY, JULY 14 vs. INDIANAPOLIS

After starting the final game before the All-Star Break, also started the first game after the All-Star break ... just the second Omaha pitcher since 2005 to start consecutive games for the team in the same season ... allowed a season-high 7 runs on 7 hits, could not pitch through the 3rd inning ... did not retire back-to-back hitters of the 7 outs he recorded ... 4 of 7 hits allowed were extra-base hits.

2023 SEASON

- Placed on Kansas City's 60-Day Injured List on March 15 with left shoulder tendinopathy ... sent on a rehab assignment to NW Arkansas (AA) on June 15, made 3 starts with the Royals, rehab transferred to Omaha on June 28, made 3 starts and activated TODAY July 14, optioned to Omaha.
- Did not allow a run across his first two outings with NWA and retired 13 of his first 17 batters with just two strikeouts, but a pickoff too.
- In his 3rd rehab outing with NWA, allowed a 2-out solo homer in the 1st inning, then retired 9 of his last 11.
- In his first week of rehab assignment with Omaha last week, started the first and last games of a series with the Iowa Cubs, throwing 4.1 innings both times ... on 6/28 vs. IOW, allowed a two-run homer in the first and pitched scoreless the rest of his outing.
- Threw 5.0 scoreless innings 7/9 @ GWN and only walked one, but did not receive any run support in a loss to the Strippers.

CAREER NOTES

- 2022**
- Split time in the Minor Leagues between NW Arkansas (AA) and Omaha (AAA) but also pitched in three games (two starts) with Kansas City over four separate stints with the Royals: June 10-11, July 11-12, July 14-15 and July 26-27.
 - Earned his first major league win with 2.0 scoreless innings of relief in Game 2 of the Royals' doubleheader on July 11 vs. Detroit then three days later on July 14 in Toronto, won a 5.0-inning start in Toronto ... at 22 years, 290 days old on July 14, he became the youngest Royal to win a start since Danny Duffy (22.259) on Sept. 6, 2011 at Oakland.
 - Dating back to 2021, began his big league career with 11.0 innings without allowing an earned run, allowed a solo home run to Toronto's Matt Chapman in the 5th inning on July 14 to end that the streak.
 - Began the season in Double-A and made 13 starts with the Royals and went 2-5 with a 4.36 ERA (31 ER in 64.0 IP) and 69 strikeouts (9.7 K/9) ... held his opponent to three earned runs or fewer in 11 of his 13 starts with NWA, including four scoreless starts (4/16, 4/22, 6/18 and 6/30) ... kept Amarillo scoreless over career-high 7.0 innings on June 30, coming one away from his career high in strikeouts with nine.
 - Was placed on the 15-Day Injured List July 27 with a strained left knee and transferred to the 60-Day IL on August 3 ... made 5 starts with the Storm Chasers in September while on rehab assignment, pitching 6.2 hitless and scoreless innings ... retired 19 of the 23 batters he faced, only surrendering 4 walks, but without a strikeout.
- 2021**
- Began the season in Quad Cities (A+) and after stops with NW Arkansas (AA) and Omaha (AAA), made his Major League debut on September 30 vs. Cleveland.
 - Made eight starts in High-A, including Opening Day for the River Bandits, and went 4-0 with a 2.59 ERA (12 ER in 41.2 IP) and 53 strikeouts to just eight walks (6.63 K/BB).
 - Assigned to NW Arkansas from Quad Cities on June 21 and made 13 starts in Double-A for the Royals, but went 0-3 with a 5.96 ERA (30 ER in 45.1 IP) and 54 strikeouts to 19 walks (2.84 K/BB).
 - Assigned to Triple-A Omaha on September 26 and made one start before getting called up to Kansas City four days later.
 - 108 strikeouts between the three MLB levels ranked 8th among Royals minor pitchers, as did his 88.1 innings pitched ... an overall 3.86 K/BB and 11.00 K/9 ranked as the 5th and 7th-best in the Royals organization among pitchers with at least 70.0 IP.
 - Was out of action for 27 days with NWA ... left his start on July 27 in the 3rd inning, then was on the Injured List from August 10 to 17.
 - Called up for an MLB start on September 30 at Kauffman Stadium ... threw 5.0 innings against Cleveland, allowed two runs with four strikeouts.
- 2020**
- Despite having not pitched at a full-season level, was added to the Royals' 40-man roster on November 20, 2020.
- 2019**
- Began the year with the Idaho Falls Chukars (R), but was assigned to the Burlington Royals (R) on June 18 and spent the rest of the season with the B-Royals the Appalachian League ... tied for 2nd in the Appalachian League with six wins.
 - Named Appalachian League Pitcher of the Week on August 11, after holding Danville (ATL) to one hit over 5.0 scoreless innings, with nine strikeouts and just one on August 9.
 - Did not allow a run over his final four regular season starts with Burlington, pitching 15.0 innings and striking out 22, while allowing just six hits and two walks.
 - Scoreless streak extended into the postseason, totaling at 22.0 scoreless frames ... made two starts for Burlington in the postseason, first earning the win in Game 1 of the semifinals vs. Pulaski (NYY) on August 30, throwing 5.0 scoreless innings on two hits and one walk, while striking out seven in a 6-0 victory over the Yankees affiliate.
- 2018**
- Spent the entire season with the Surprise Royals (R) ... charged with six losses, which ranked 2nd-most in the Arizona League.
 - Surrendered five earned runs (4.2 IP) in his July 3 start vs. AZL Cubs 1 and a season-high six earned runs (4.0 IP) on Aug. 3 vs. the Rangers ... across his other nine appearances, held opponents to a 2.25 ERA (10 ER in 40.0 IP) and allowed one earned run or fewer in his other five starts.
- 2017**
- Spent the entire season with the DLS Royals (R) and was named a Dominican Summer League All-Star by *Baseball America* ... five of his 12 starts in his first professional season were scoreless, including a 4-2 win on July 20 at DSL Astros Blue, in which he allowed just five hits and no walks, with a career-high 10 strikeouts.

CAREER PITCHING

SEASON TEAM	W	L	ERA	G	GS	CG	SHO	SV	SVO	IP	H	R	ER	HR	HB	BB	IBB	SO	WHIP	AVG	AB	WP	BK	GIDP	TBF	NP-S	
2017 DSL Royals (R)	3	4	1.84	14	12	0	0	0	0	63.2	47	15	13	0	6	11	0	39	0.91	.208	226	2	0	6	247	367-309	
2018 Surprise (R)	3	6	3.88	11	7	0	0	0	0	48.2	52	30	21	5	1	12	0	34	1.32	.277	188	2	1	4	203	330-267	
2019 Idaho Falls (R)	0	0	4.15	1	1	0	0	0	0	4.1	5	2	2	0	0	1	0	4	1.38	.278	18	1	0	0	20	78-56	
Burlington (R)	6	3	3.33	12	11	0	0	0	0	51.1	41	19	19	6	2	13	0	51	1.05	.218	188	1	0	5	203	806-548	
2020	Did not pitch (no Minor League season)																										
2021 Quad Cities (A+)	4	0	2.59	8	8	0	0	0	0	41.2	32	12	12	2	2	8	0	53	0.96	.205	156	0	0	0	167	637-444	
NW Arkansas (AA)	0	3	5.96	13	13	0	0	0	0	45.1	51	30	30	7	1	19	0	54	1.54	.287	178	8	1	3	200	803-506	
Omaha (AAA)	0	1	20.25	1	1	0	0	0	0	1.1	2	3	3	1	0	1	0	1	2.25	.333	6	0	0	0	7	34-20	
KANSAS CITY	0	1	0.00	1	1	0	0	0	0	5.0	3	2	0	0	0	1	0	4	0.80	.176	17	0	0	0	20	68-44	
2022 NW Arkansas (AA)	2	5	4.36	13	13	0	0	0	0	64.0	70	34	31	7	3	21	0	69	1.42	.276	254	4	4	4	278	1060-660	
Omaha (AAA)	0	0	1.17	6	6	0	0	0	0	7.2	2	1	1	0	0	4	0	0	0.78	.083	24	0	0	0	28	114-66	
KANSAS CITY	2	1	1.64	3	2	0	0	0	0	11.0	9	3	2	2	0	3	0	3	1.09	.220	41	1	0	1	44	159-99	
2023 NW Arkansas (AA)	0	0	1.13	3	3	0	0	0	0	8.0	5	1	1	1	0	3	0	7	1.00	.179	28	0	0	0	31	126-77	
Omaha (AAA)	0	2	7.31	4	4	0	0	0	0	16.0	21	13	13	4	1	9	0	16	1.88	.318	66	0	0	1	76	286-178	
MAJOR LEAGUE TOTALS (2 Seasons)	2	2	1.13	4	3	0	0	0	0	16.0	12	5	2	2	0	4	0	7	1.00	.207	58	1	0	1	64	227-143	
Minor League Totals (7 Seasons)	18	24	3.73	86	79	0	0	0	1	352.0	328	160	146	33	16	102	0	328	1.22	.246	1332	18	6	23	1460	4641-3131	

SEASON / CAREER HIGHS

SEASON	CAREER
7/9/2023 @ Gwinnett 5.0	INNINGS PITCHED 7.0 6/30/2022 @ Amarillo
7/14/2023 vs. Indianapolis 7	HITS ALLOWED 11 (2x) Last: 7/26/19 @ Princeton
7/14/2023 vs. Indianapolis 7	RUNS ALLOWED 9 7/26/2019 @ Princeton
7/14/2023 vs. Indianapolis 7	EARNED RUNS ALLOWED 9 7/26/2019 @ Princeton
7/14/2023 vs. Indianapolis 2	HOME RUNS ALLOWED 3 7/26/2019 @ Princeton
Last: 7/14/2023 vs. Indianapolis 3 (2x)	WALKS ALLOWED 4 (2x) Last: 8/18/2018 @ AZL Mariners
7/3/2023 vs. Iowa 7	STRIKEOUTS 10 (2x) Last: 6/2/2022 vs. Corpus Christi
7/3/2023 vs. Iowa 21	BATTERS FACED 27 (2x) Last: 6/24/2022 vs. Springfield
7/3/2023 vs. Iowa 80	PITCHES THROWN 96 (2x) Last: 7/6/2022 vs. Tulsa
7/3/2023 to 7/14/2023 6.2 IP	SCORELESS STREAK 17.0 IP 8/2/2019 to 8/26/2019

2023 RUN SUPPORT (OMAHA STARTS ONLY)

RUNS SCORED	0	1	2	3	4	5	6	7	8	9	10+
GAMES	1	1	2								
PLAYER W-L	0-0	0-1	0-1								
Team W-L	0-1	0-1	0-2								

2023 GAME-BY-GAME

NW ARKANSAS NATURALS, AA

DATE	OPPONENT	RES	LEFT GAME	DEC	IP	H	R	ER	HR	HB	BB	SO	BF	NP-S
6/15	vs. Frisco	L, 10-2	End 1, tied 0-0	-	1.0	1	0	0	0	0	1	1	5	26-14
6/18	vs. Frisco	L, 5-4	End 3rd, winning 1-0	-	3.0	0	0	0	0	0	2	1	10	43-23
6/23	@ Tulsa	W, 5-4	Middle 5th, winning 3-0	-	4.0	4	1	1	1	0	0	5	16	57-40

OMAHA STORM CHASERS, AAA

DATE	OPPONENT	RES	LEFT GAME	DEC	IP	H	R	ER	HR	HB	BB	SO	BF	NP-S
6/28	vs. Iowa	L, 9-2	Top 5th, tied 2-2	-	4.1	4	2	2	1	0	3	5	19	70-43
7/3	vs. Iowa	L, 7-6	Top 5th, losing 4-2	L	4.1	6	4	4	1	0	2	7	21	80-50
7/9	@ Gwinnett	L, 8-1	Middle 6th, tied 0-0	-	5.0	4	0	0	0	0	1	3	19	71-46
7/14	vs. Indianapolis	L, 13-5	Top 3rd, losing 6-1	L	2.1	7	7	7	2	1	3	1	17	65-39

(Q) Indicates Quality Start

2023 BATTED BALL STATISTICS (AA & AAA)

BABIP	GB/FB	LD%	GB%	FB%	IFFB%	HR/FB	Pull%	Cent%	Oppo%	SwStr%
.318	1.00	21.1%	39.4%	39.4%	25.0%	17.9%	38.0%	22.5%	39.4%	10.4%

vs. ST. PAUL IN 2023

W	L	ERA	G	GS	CG	SHO	GF	HLD	SV	SVO	IP	H	R	ER	HR	HB	BB	IBB	SO	WHIP	AVG
---	---	-----	---	----	----	-----	----	-----	----	-----	----	---	---	----	----	----	----	-----	----	------	-----

vs. ST. PAUL HITTERS IN 2023

PLAYER	AVG	AB	H	2B	3B	HR	RBI	BB	SO	PLAYER	AVG	AB	H	2B	3B	HR	RBI	BB	SO
--------	-----	----	---	----	----	----	-----	----	----	--------	-----	----	---	----	----	----	-----	----	----

PLAYER

QUICK NOTES

CAREER HIGHS

32 CHRISTIAN CHAMBERLAIN

LHP • L/L • 5'10" • 175 lbs • 7/20/1999 (23)
2020 MLB Draft — Round 4 (Oregon State)
Born: Grand Junction, Colorado • Resides: Reno, Nevada

Ranked by *Baseball America* as the No. 24 Royals prospect

- 2023: Opened the year in NW Arkansas (AA) and made 20 appearances out of the bullpen for the Naturals and went 1-2 with a 1.99 ERA (7 ER in 31.2 IP), and struck out 49 (13.93 K/9) ... 14 of 20 Double-A appearances were scoreless ... promoted to Omaha on 6/20, made Triple-A debut 6/20 @ ROC (1.0 IP, 2 R, 2 K) ... only 3 of 9 Triple-A games have been scoreless ... among Royals MiLB pitchers (min. 30.0 IP), 3rd with 13.73 K/9, 4th with 33.7% K%, 2nd with 17.4% BB%
- 2022: After beginning the season with Quad Cities (A+), was assigned to NW Arkansas (AA) on May 31 and finished the season in Double-A ... pitched 33 games between the two levels, among Royals Minor League pitchers with at least 40.0 innings pitched, his 13.22 K/9 and 29.6% K% both ranked 3rd-best ... his 19.3% BB% was 2nd-worst.
- 2021: Assigned to Quad Cities (A+) on 5/23 to begin his career in professional baseball and pitched two games out of the bullpen for the River Bandits, going 1-0 with a 4.91 ERA (2 ER in 3.2 IP) with just one walk and six strikeouts, before being placed on the 7-Day Injured List on 6/14, where he remained for the rest of the season.

4SFB (93-96), SL, SNK, CB

CONSECUTIVE BATTERS RETIRED: 1 (7/16)

SCORELESS STREAK: 0.2 IP (7/16)

IP	2.2	(2x) Last: 5/14/22 vs. Wisconsin
K	6	5/3/22 @ Cedar Rapids
BB	4	4/8/22 @ South Bend
H	4	(3x) Last: 7/16/22 vs. Indianapolis
ER	6	6/17/22 vs. Arkansas
NP	48	4/8/22 @ South Bend

46 STEVEN CRUZ

RHP • R/R • 6'6" • 233 lbs • 6/15/1999 (24)
Traded from Minnesota — 1/24/2023
Originally signed 3/20/2017 with Minnesota (Intl. F.A.)
Born/Resides: Salcedo, Dominican Republic

Ranked by MLB Pipeline as the No. 27 Royals prospect

- 2023: Traded from Minnesota with Evan Sisk to KC in exchange for Michael A. Taylor on Jan. 24 ... opened the year with NW Arkansas (AA), appeared in 29 games, with a 2.20 ERA (8 ER in 32.2 IP), 9 saves and 42 strikeouts ... assigned to Omaha on 7/12, threw scoreless inning on 7/14 ... at the time of his promotion to Triple-A, led the Texas league in saves (9), tied 3rd in games pitched (29) ... did not allow an earned run over his last 14 appearances (16.2 IP) with NWA.
- 2022: Spent the season with Wichita (AA), appeared in 46 games out of the bullpen with a 1-4 record, four saves and a 5.14 ERA (32 ER in 56.0 IP), with 72 strikeouts (11.6 K/9) ... led the Wind Surge staff in games pitched, 2nd in the Texas League ... among Twins MiLB pitchers, t-2nd in games pitched, behind Evan Sisk (50), who he was traded with to Kansas City.
- 2021: In his first year of full-season ball, spent most of the year with Fort Myers (A) before ending the year with Cedar Rapids (A+) ... pitched in 28 games (two starts) between the two levels and went 4-2 with a 4.32 ERA (24 ER in 50.0 IP) with a career-high 80 strikeouts (14.4 K/9) with a .189 opponents' batting average (35-for-185).

4SFB, SL, CH

CONSECUTIVE BATTERS RETIRED: 0

SCORELESS STREAK: 0.0 IP

IP	4.0	(2x) Last: 6/23/18 @ GCL Red Sox
K	6	(3x) Last: 8/25/19 vs. Danville
BB	5	7/9/18 vs. GCL Rays
H	5	(3x) Last: 5/14/21 vs. Clearwater
ER	6	4/20/22 vs. Midland
NP	54	5/8/21 @ Bradenton

55 JONAH DIPOTO

RHP • R/R • 6'1" • 225 lbs • 9/3/1996 (26)
2019 MLB Draft — Round 35 (UC San Diego)
Born: Queens, N.Y. • Resides: San Diego, Calif.

- 2023: For the 2nd straight year, made his spring debut with a scoreless Cactus League inning against his dad's Seattle Mariners, on 2/26 ... opened the regular season with NW Arkansas (AA), pitched 10.1 scoreless innings with 1 ER and 13 K across 7 relief outings ... assigned to Omaha (AAA) on 5/3, has not allowed an earned run in 12 of 19 outings with Omaha, a streak of 6 straight scoreless games was snapped 7/4 @ GWN.
- 2022: Pitched a scoreless Cactus League inning with a strikeout on 3/29 against his dad's Seattle Mariners ... spent the entire season with NW Arkansas (AA) and led the Naturals with 42 games pitched ... 11.87 K/9 ranked second among Royals minor leaguers (min. 60.0 IP), 212 opponents' batting average and 28.1% K% ranked 3rd.
- MISC: Full name is *Jonah Seaver Dipoto*, after Tom Seaver ... father Jerry Dipoto is currently the President of Baseball Operations for the Seattle Mariners, formerly their GM.

SNK (93-95), SL, CB

CONSECUTIVE BATTERS RETIRED: 0

SCORELESS STREAK: 0.0 IP

IP	3.0	(4x) Last: 5/16/21 vs. Cedar Rapids
K	6	5/16/21 vs. Cedar Rapids
BB	4	(2x) Last: 4/8/22 @ Springfield
H	5	8/24/22 vs. Springfield
ER	4	(2x) Last: 7/19/23 vs. St. Paul
NP	50	8/24/22 vs. Springfield

51 BRAD (MLB REHAB) KELLER

RHP • R/R • 6'5" • 250 lbs • 7/27/1995 (27)
Traded from Cincinnati — 12/14/2017
Drafted by Arizona — 2013, 8th Round (Flowery Branch HS)
Born: Snellville, Georgia • Resides: Apollo Beach, Florida

- 2023: Opened the season on the Royals and made 9 starts, going 4-4 with a 4.36 ERA (21 ER in 43.1 IP) and 31 strikeouts to 40 walks (0.78 K/BB) ... placed on the 15-day injured list on 5/19, retroactive to 5/16 with right shoulder impingement syndrome ... assigned to Omaha on rehab 6/28 and has pitched in 6 games (2 starts) ... as a starter: 2.25 ERA (1 ER in 4.0 IP) with 5 BB & 3 K ... 4 games as a reliever: 58.50 ERA (13 ER in 2.0 IP) with 12 BB, 1 K.
- 2022: Pitched 35 games (22 starts) for the Royals and went 6-14 with a 5.09 ERA (79 ER in 139.1 IP) ... began the season with a 1.74 ERA (6 ER in 31.0 IP) through his first 5 starts, named Royals Pitcher of the Month for April ... over his next 17 starts, pitched to a 6.01 ERA (61 ER in 91.1 IP) and was moved to the bullpen in mid-August.
- MLB CAREER: Has pitched 148 games (114 starts) for the Royals since 2018 ... in those 6 steals, he leads the Royals in wins (38), starts (114), innings (677.0) and strikeouts (506) ... acquired via trade from Cincinnati in December 2017, after the Reds selected him from Arizona in the Rule 5 Draft.

4SFB (92-94), SL, CB, CH, SNK

CONSECUTIVE BATTERS RETIRED: 0

SCORELESS STREAK: 0.0 IP

IP	9.0	9/13/2020 vs. PITTSBURGH
K	10	(2X) LAST: 4/12/2019 vs. CLEVELAND
BB	8	5/15/2023 @ SAN DIEGO
H	13	8/2/2022 @ CHICAGO (AL)
ER	8	(5X) LAST: 8/13/2022 vs. LOS ANGELES (NL)
NP	119	4/12/2019 vs. CLEVELAND

62 WILL KLEIN

RHP • R/R • 6'5" • 230 lbs • 11/28/1999 (23)
2020 MLB Draft — Round 5 (Eastern Illinois)
Born: Maryville, Tenn. • Resides: Bloomington, Ind.

Ranked by MLB Pipeline as the No. 22 Royals prospect ... Ranked by *Baseball America* as the No. 23 Royals prospect

- 2023: Opened the season back with NW Arkansas (AA) and appeared in 21 games out of the bullpen, with a 3.38 ERA (11 ER in 29.1 IP) and 44 strikeouts to 14 walks ... did not allow a run over his final 11.0 IP (6 games) with NWA ... promoted to Omaha on 6/13, made his Triple-A debut on 6/14 vs. COL with 2.0 scoreless IP, 5 K including his first 3 ... fastball averages 97.5, max of 100.7 mph ... threw 0.1 IP in Futures Game on 7/8 in Seattle, 2 BB and took the L.
- 2022: Opened the season on Injured List with shin splints, assigned to NW Arkansas (AA) on May 14, where he spent the entire season ... over 30 outings (3 starts), had a 10.51 ERA (51 ER in 43.2 IP) and 55 strikeouts to 51 walks (1.08 K/BB) ... among Royals Minor League pitchers (min. 40.0 IP), his 11.34 K/9 ranked 6th-best, and 22.0% BB% was last.
- 2021: Began his professional career in Quad Cities (A+), pitching in 36 games out of the bullpen for the River Bandits ... went 7-1 with four saves and a 3.58 ERA (25 ER in 70.1 IP and 121 strikeouts) ... named an MiLB.com Organization All-Star and recognized as the Royals' Pitching Prospect of the Year by MLB Pipeline.

4SFB (96-99), CB, SL

CONSECUTIVE BATTERS RETIRED: 2 (7/19)

SCORELESS STREAK: 7.1 IP (6/25 to 7/19)

IP	3.0	(5x) Last: 8/12/21 vs. Beloit
K	6	(5x) Last: 8/12/21 vs. Beloit
BB	5	(2x) Last: 6/2/22 vs. Corpus Christi
H	6	8/24/22 vs. Springfield
ER	7	8/24/22 vs. Springfield
NP	56	7/1/21 vs. Cedar Rapids

37 JACKSON KOWAR

RHP • R/R • 6'5" • 215 lbs • 10/4/1996 (26)
2018 MLB Draft — Round 1/33rd Overall (Florida)
Born: Weddington, N.C. • Resides: Charlotte, N.C.

- 2023: Has 3 starts with Omaha (3/31-5/16, 5/20-6/2 & 6/24-present) ... 8 of 20 appearances with the Chasers have been scoreless, has allowed 2+ runs in 9 of 20 ... earned his first professional save with 1.2 scoreless innings on 5/5 vs. LOU ... in two stints with Kansas City, has a 6.17 ERA (8 ER in 11.2 IP) over 8 games with 14 strikeouts, with 3 scoreless outings ... threw first 1-2-3 inning of 2023 with OMA in 9th inning 7/14 vs. IND.
- 2022: Made his first Opening Day roster with Kansas City, but only pitched in 7 games over three stints with the Major League club, also making 20 starts with Omaha (AAA) across three stints ... allowed less than two earned runs in 8 of his 20 starts with Omaha, including three scoreless outings.
- 2021: Kansas City's Paul Spillitoff Minor League Pitcher of the Year, given to the top pitcher in the organization, also Omaha's Pitcher of the Year, the Triple-A East Pitcher of the Year and a Triple-A East post-season All-Star ... made 17 appearances (16 starts) and went 9-4 with a 3.46 ERA (31 ER in 80.2 IP) and a Triple-A best 115 strikeouts (12.8 K/9).

4SFB (95-98), SL, CH

CONSECUTIVE BATTERS RETIRED: 1 (7/19)

SCORELESS STREAK: 2.2 IP (7/16 to 7/19)

IP	8.0	(2x) Last: 8/24/19 @ Frisco
K	10	(2x) Last: 7/3/21 @ St. Paul
BB	5	(3x) Last: 5/31/22 vs. Indianapolis
H	11	(2x) Last: 6/14/22 @ Iowa
ER	9	6/14/22 @ Iowa
NP	107	6/8/19 vs. Fayetteville

48 JAMES MCARTHUR

RHP • R/R • 6'7" • 230 lbs • 12/11/1996 (26)
Traded from Philadelphia — 5/8/2023
Drafted by Philadelphia — 2018, 12th Round (Ole Miss)
Born/Resides: New Braunfels, Texas

- 2023: Traded by PHI to KC on 5/8 for OF Junior Marin and cash ... made 5 appearances (4 starts) with Lehigh Valley (AAA) and went 0-2 with a 7.31 ERA (13 ER in 16.0 IP) with 15 strikeouts and 7 walks ... 9 of 14 OMA outings have been scoreless, including 2 short starts ... 8 of 14 have been 2.0 IP + ... threw 2 scoreless innings in his Royals organization debut on 5/12 @ SWB, has struck out 5 in 5 games 3x (5/16 vs. TOL, 5/24 @ STP, 7/6 @ GWN).
- 2022: Limited to 13 starts for Reading (AA) and went 2-6 with a 5.05 ERA ... s placed on the IL on 6/22 with a right posterior elbow impingement, reinstated on 6/29, recalled by the Phillies and placed on the 60-day IL for the remainder of the season with a right elbow stress reaction.
- 2021: Selected to Philadelphia's 40-man roster in November, recorded a 4.25 ERA (37 ER in 78.1 IP) with 83 K in 20 games (15 starts) between Jersey Shore (A+) and Reading (AA).

SNK (93-95), CB, CH, CUT

CONSECUTIVE BATTERS RETIRED: 11 (7/14 to 7/18)

SCORELESS STREAK: 4.1 IP (7/14 to 7/18)

IP	7.0	8/28/19 vs. Lakeland
K	10	8/13/21 vs. Akron
BB	6	6/9/21 vs. Hartford
H	8	(2x) Last: 4/27/22 @ New Hampshire
ER	7	6/28/23 vs. CLEVELAND
NP	98	6/15/22 vs. Portland

40 WALTER PENNINGTON

LHP • L/L • 6'2" • 205 lbs • 4/14/1998 (25)
Signed 8/19/2020 as an Undrafted Free Agent (Colorado School of Mines)
Born: Englewood, Colo. • Resides: Broomfield, Colo.

- 2023: Opened the season with NW Arkansas (AA) and pitched 9.2 scoreless innings with 11 strikeouts across 8 relief outings, allowed 4 H and 4 BB for a 0.83 WHIP and .129 BAA ... assigned to Omaha (AAA) on 5/3 and made his Triple-A debut 5/5 vs. LOU, struck out his first 2 batters in a 1-2-3 7th inning ... four straight scoreless between 5/13 and 5/24 ... has not allowed an earned run in 12 of 19 OMA appearances this year, has two 3.0 IP outings.
- 2022: Opened the season with Quad Cities (A+) and pitched 5.2 scoreless innings with nine strikeouts, across three relief outings ... assigned to NW Arkansas (AA) on 4/21, where he ended the season ... earned decisions in 5 of first 6 outings with Naturals (3 W, 1 L, 1 SV) ... 13 of 33 NWA outings were scoreless, allowed 1 ER or less in 20 of 33 ... made first pro start 6/22 vs. SPR ... was on the Injured List from 8/18 to 9/1, threw scoreless 8th inning in first outing back 9/3.
- MISC: Graduated from the Colorado School of Mines with a mechanical engineering degree, threw 224.2 innings, but also hit .288 with a 1.142 OPS as an outfielder.

SNK (92-94), SL, CH, 4SFB

CONSECUTIVE BATTERS RETIRED: 7 (7/15 to 7/18)

SCORELESS STREAK: 2.1 IP (7/15 to 7/18)

IP	3.2	7/16/21 @ Myrtle Beach
K	5	(2x) Last: 4/15/22 vs. Cedar Rapids
BB	4	(3x) 8/17/22 vs. San Antonio
H	5	(4x) Last: 8/13/22 @ Arkansas
ER	6	8/17/22 vs. San Antonio
NP	58	6/22/22 vs. Springfield

43 COLLIN SNIDER

RHP • R/R • 6'4" • 205 • 10/10/1995 (27)
2017 MLB Draft — Round 12 (Vanderbilt)
Born/Resides: Murfreesboro, Tennessee

- 2023: Opened the season with Omaha and pitched in 28 games before his first call-up of the season on 7/1 ... pitched in 5 games with KC (first 3 were scoreless) with a 7.71 ERA (4 ER in 4.2 IP) and optioned back to Omaha 7/16 ... 14 of 29 appearances with Omaha have been scoreless, including 5 straight between May 10 and 19 ... has allowed more than 1 run five times this year with the Chasers.
- 2022: Made the Opening Day Roster and his MLB Debut with Kansas City ... in his first season in the big leagues, started and ended the season with Kansas City ... pitched in 42 games across five stints with the Royals, going 4-2 with a 6.55 ERA (25 ER in 34.1 IP) ... began his career with a 5.1 scoreless innings over 6 games, and pitched in 27 of KC's first 56 games during his first stint from Opening Day through 6/9 ... also appeared in 20 games with Omaha (AAA) with a 5.40 ERA (13 ER in 21.2 IP) and 12 scoreless outings.
- 2021: Split the season between NW Arkansas (AA) and Omaha, making a career-high 48 appearances with a career-high 64 strikeouts and 26 walks ... joined the Storm Chasers a week into the season, returned to NWA on June 6, transferred back to Triple-A on August 24 ... posted a 3.15 ERA in 25 Double-A outings before returning to Omaha.

SNK (94-96), SL, CH

CONSECUTIVE BATTERS RETIRED: 0

SCORELESS STREAK: 0.0 IP

IP	6.0	4/8/18 vs. Charleston
K	5	(2x) Last: 6/30/21 @ Springfield
BB	3	(4x) Last: 7/19/23 vs. St. Paul
H	11	9/2/18 @ Greenville
ER	7	5/14/21 @ Columbus
NP	90	4/13/18 @ Augusta

47 EVAN SISK

LHP • L/L • 6'2" • 195 lbs • 4/23/1997 (26)
Traded from Minnesota — 1/24/2023
Drafted by St. Louis — 2018, 16th Round (College of Charleston)
Born: Pineville, N.C. • Resides: Chester, S.C.

- 2023: Has not allowed an earned run in 23 of his team-best 34 appearances, tied 5th in the league in games pitched ... has allowed 2+ ER in 9 outings ... threw 2.0 perfect innings 5/6 vs. LOU, season-high 2.1 shutout innings 6/7 @ IND ... 6 of his last 9 outings have been scoreless ... has 10 outings of 1.0 IP+ this season, including 2.0 inning start/open 7/16 vs. IND ... has 7 scoreless outings that have lasted less than 1.0 inning.
- 2022: Split his first full season in the Twins organization between Wichita (AA) and St. Paul (AAA), earned Minnesota MiLB.com Organization All-Star honors as a relief pitcher ... posted a 1.57 ERA (11 ER in 63.0 IP) with 76 strikeouts against 29 walks (10.86 K/9 and 2.62 K/BB) across 50 games between the two levels, the best ERA in 2022 among all MiLB relievers that made 50+ appearances and threw a minimum of 60.0 IP.
- 2021: Began the season in the Cardinals organization, acquired by Minnesota via trade on July 30 ... split the year between Peoria (A+), Springfield (AA) and Wichita (AA), combining to pitch in 39 games with a 3-1 record and 3.91 ERA (23 ER in 53.0 IP), striking out 69 with 35 walks ... originally drafted by St. Louis in the 16th Round in 2018.

SNK (90-92), SL, 4SFB, CH

CONSECUTIVE BATTERS RETIRED: 2 (7/16 to 7/19)

SCORELESS STREAK: 1.2 IP (7/16 to 7/19)

IP	3.0	(5x) Last: 6/18/21 @ Wichita
K	5	(4x) Last: 8/20/21 @ Springfield
BB	3	(6x) Last: 7/16/23 vs. Indianapolis
H	5	(3x) Last: 8/12/21 @ Tulsa
ER	4	(3x) Last: 6/1/23 vs. Memphis
NP	55	8/20/21 @ Springfield



RELIEVERS		ENTRANCE SITUATION				INNING ENTERING THE GAME										INHERITED RUNNERS			1-2-3 INNINGS			
PITCHER	LEAD	TRAIL	TIED	1	2	3	4	5	6	7	8	9	10+	BR INHER.	BR SCORE	% SCORE	TOTAL	POSSIBLE	% 1-2-3			
31 <i>Bowlan, Jonathan</i>	2	-	-	-	-	1	-	-	1	-	-	-	-	-	-	-	2	8	25.0%			
32 <i>Chamberlain, Christian</i>	4	3	2	-	-	1	1	1	2	2	1	1	-	3	0	0.0%	1	6	16.7%			
46 <i>Cruz, Steven</i>	1	-	-	-	-	-	-	-	-	-	2	-	-	-	-	-	0	1	0.0%			
55 <i>Dipoto, Jonah</i>	7	10	3	-	-	1	2	1	6	3	4	2	1	16	7	43.8%	5	18	27.8%			
51 <i>Keller, Brad</i>	-	2	2	-	-	-	-	2	2	-	-	-	-	-	-	-	0	1	0.0%			
62 <i>Klein, Will</i>	7	2	-	-	-	-	-	1	2	2	4	-	-	3	1	33.3%	4	12	33.3%			
37 <i>Kowar, Jackson</i>	8	12	-	-	-	-	5	4	5	5	1	-	-	15	8	53.3%	2	21	9.5%			
54 <i>McArthur, James</i>	6	2	-	-	-	1	1	4	3	4	1	-	-	6	2	33.3%	7	19	36.8%			
40 <i>Pennington, Walter</i>	10	7	3	-	-	-	4	-	9	4	1	2	-	16	6	37.5%	9	20	45.0%			
47 <i>Sisk, Evan</i>	13	16	5	-	-	-	1	1	7	11	8	5	1	14	9	64.3%	5	23	21.7%			
43 <i>Snider, Collin</i>	17	10	2	-	-	-	-	1	5	6	12	5	-	8	5	62.5%	5	20	25.0%			
56 <i>Veneziano, Anthony</i>	1	-	-	-	-	-	-	1	-	-	-	-	-	-	-	-	0	1	0.0%			
SEASON (INCLUDING INACTIVE)				148	126	28	0	0	11	13	28	58	67	67	55	3	141	59	41.8%	81	300	27.0%

DAY OF WEEK	TUE	WED	THU	FRI	SAT	SUN	MON	TUE	WED	THU	FRI	SAT	SUN	LAST OMAHA RELIEF APPEARANCE									
DATE	7/11	7/12	7/13	7/14	7/15	7/16	7/17	7/18	7/19	7/20	7/21	7/22	7/23	GAME	IP	H	R	ER	BB	SO	HR	BF	
32 Chamberlain, Christian (L)				20		31								SUN 7/16 vs. Indianapolis	2.0	4	2	2	1	3	1	11	
46 Cruz, Steven				12	25									SAT 7/15 vs. Indianapolis	0.2	2	1	1	1	2	0	5	
55 Dipoto, Jonah						15			27					WED 7/19 vs. St. Paul	1.0	1	4	4	2	0	1	9	
51 Keller, Brad				28		36								SUN 7/16 vs. Indianapolis, L	0.1	4	6	6	3	0	1	8	
62 Klein, Will					29				27					WED 7/19 vs. St. Paul	2.0	0	0	0	1	2	0	7	
37 Kowar, Jackson				13		47			29					WED 7/19 vs. St. Paul	1.1	1	0	0	1	2	0	7	
54 McArthur, James				33				28						TUE 7/18 vs. St. Paul	2.2	0	0	0	0	1	0	8	
40 Pennington, Walter (L)					43			17						TUE 7/18 vs. St. Paul, W	1.1	0	0	0	0	2	0	4	
47 Sisk, Evan (L)						44 (START)			4					WED 7/19 vs. St. Paul	0.1	0	0	0	0	0	0	1	
43 Snider, Collin					25 (RC)				34					WED 7/19 vs. St. Paul	0.2	1	2	2	3	0	0		

	PITCHER	GS	W-L	TEAM W-L	R SUPPORT	SUPPORT/GS
	Heasley, Jonathan	13	1-5	7-6	36	2.77
	Parrish, Drew	12	3-2	12-5	59	4.92
	Castillo, Max	11	2-6	3-8	25	2.27
	Cox, Austin	9	2-1	5-18	27	3.00
	Mayers, Mike	8	2-1	3-5	15	1.88
56	Veneziano, Anthony	7	4-1	5-2	25	3.57
41	Zerpa, Angel	4	0-2	0-4	4	1.00
	Lynch, Daniel	4	2-0	3-1	15	3.75
	Yarbrough, Ryan	3	0-0	1-2	5	1.67
	Marsh, Alec	3	2-0	2-1	14	4.67
	Mengden, Daniel	3	0-0	3-0	7	2.33
31	Bowman, Jonathan	2	1-1	1-1	6	3.00
51	Keller, Brad	2	0-0	1-1	5	2.50
54	McArthur, James	2	0-0	1-1	5	2.50
25	Ragans, Cole	2	1-1	1-1	9	4.50
	Martinez, Marcelo	1	0-1	0-1	1	1.00
37	Kowar, Jackson	1	0-1	0-1	1	1.00
47	Sisk, Evan	1	0-0	0-1	0	0.00
		88			259	2.94

FPS	TBF	% FPS
174	296	58.8%
128	247	51.8%
152	248	61.3%
90	161	55.9%
99	160	61.9%
82	144	56.9%
44	76	57.9%
43	75	57.3%
37	53	69.8%
46	66	69.7%
19	49	38.8%
25	42	59.5%
12	19	63.2%
12	19	63.2%
19	40	47.5%
13	22	59.1%
9	14	64.3%
5	9	55.6%
1.009	1.740	58.0%

TOTAL	POSSIBLE	% 1-2-3
18	62	29.0%
12	49	24.5%
19	56	33.9%
14	40	35.0%
9	34	26.5%
10	34	29.4%
2	15	13.3%
6	17	35.3%
5	14	35.7%
1	15	6.7%
2	7	28.6%
0	8	0.0%
0	4	0.0%
3	5	60.0%
1	9	11.1%
2	5	40.0%
0	2	0.0%
0	2	0.0%
104	378	27.5%

STARTERS		RELIEVERS
20-21	W-L	23-24
5.12	ERA	5.54
394.0	INNINGS	381.1
414 (72)	HITS (HR)	373 (49)
235 (224)	R (ER)	270 (235)
175	BB	256
340	K	436
1.49	WHIP	1.65
.273	AVG	.255

	LOGAN PORTER							JAKSON REETZ							FREDDY FERMIN							JOSÉ BRICEÑO							TOTALS						
PITCHER	GS	W-L	ERA	IP	ER	BB	SO	GS	W-L	ERA	IP	ER	BB	SO	GS	W-L	ERA	IP	ER	BB	SO	GS	W-L	ERA	IP	ER	BB	SO	GS	W-L	ERA	IP	ER	BB	SO
Heasley, Jonathan	6	0-4	7.84	31.0	27	10	33	3	0-0	4.12	15.1	7	7	11	4	1-1	10.20	17.2	21	9	16	-	-	-	-	-	-	-	13	1-5	7.73	64.0	55	26	60
Parrish, Drew	7	2-2	7.59	32.0	27	19	20	3	1-0	1.46	12.1	2	12	10	2	0-0	3.86	7.0	3	3	11	-	-	-	-	-	-	12	3-2	5.61	51.1	32	34	41	
Castillo, Max	3	1-2	4.02	15.2	7	2	2	4	1-2	3.97	22.2	10	5	21	2	0-2	7.71	9.1	8	5	4	2	0-0	4.09	11.0	5	3	6	11	2-6	4.60	58.2	30	15	33
Cox, Austin	7	1-1	3.72	29.0	12	13	25	2	1-0	0.82	11.0	1	6	9	-	-	-	-	-	-	-	-	-	-	-	-	-	9	2-1	2.93	40.0	13	19	34	
Mayers, Mike	-	-	-	-	-	-	-	5	2-0	4.91	22.0	12	11	20	3	0-1	10.50	12	14	6	9	8	2-1	6.88	34.0	26	17	29	8	2-1	6.88	34.0	26	17	29
56 Venezuela, Anthony	4	2-0	2.14	21.0	6	9	22	2	1-0	8.59	7.1	7	6	6	1	1-0	0.00	6.1	0	3	2	7	4-0	3.12	34.2	12	18	30	7	4-0	3.12	34.2	12	18	30
41 Zepa, Angel	3	0-2	10.64	11.0	13	8	13	-	-	-	-	-	-	-	1	0-0	0.00	5.0	0	1	3	4	0-2	7.31	16.0	13	9	16	4	0-2	7.31	16.0	13	9	16
Lynch, Daniel	1	1-0	0.00	6.0	0	0	5	3	1-0	5.25	12.0	7	3	13	-	-	-	-	-	-	-	4	2-0	3.50	18.0	7	3	18	4	2-0	3.50	18.0	7	3	18
Yarbrough, Ryan	1	0-0	3.86	4.2	2	1	9	-	-	-	-	-	-	-	2	0-0	0.00	10.0	0	1	9	3	0-0	1.23	14.2	2	2	18	3	0-0	1.23	14.2	2	2	18
Marsh, Alec	3	2-0	2.40	15.0	4	7	19	-	-	-	-	-	-	-	-	-	-	-	-	-	-	3	2-0	2.40	15.0	4	7	19	3	2-0	2.40	15.0	4	7	19
Mengden, Daniel	2	0-0	5.87	7.2	5	4	5	1	0-0	3.00	3.0	1	1	4	-	-	-	-	-	-	-	3	0-0	5.06	10.2	6	5	9	3	0-0	5.06	10.2	6	5	9
31 Bowlian, Jonathan	2	1-1	7.27	8.2	7	5	4	-	-	-	-	-	-	-	2	1-1	7.27	8.2	7	5	4	2	1-1	7.27	8.2	7	5	4	2	1-1	7.27	8.2	7	5	4
51 Keller, Brad	1	0-0	4.50	2.0	1	2	3	-	-	-	-	-	-	-	1	0-0	0.00	2.0	0	3	0	2	0-0	2.25	4.0	1	5	3	2	0-0	2.25	4.0	1	5	3
54 McArthur, James	1	0-0	0.00	3.0	0	0	5	-	-	-	-	-	-	-	1	0-0	0.00	2.0	0	0	2	2	0-0	0.00	5.0	0	0	7	2	0-0	0.00	5.0	0	0	7
25 Ragans, Cole	2	1-1	5.59	9.2	6	2	12	-	-	-	-	-	-	-	2	1-1	5.59	9.2	6	2	12	2	1-1	5.59	9.2	6	2	12	2	1-1	5.59	9.2	6	2	12
Martinez, Marcelo	1	0-1	9.00	5.0	5	1	3	-	-	-	-	-	-	-	-	-	-	-	-	-	-	1	0-1	9.00	5.0	5	1	3	1	0-1	9.00	5.0	5	1	3
37 Kowar, Jackson	-	-	-	-	-	-	-	-	-	-	-	-	-	-	1	0-1	13.50	2.2	4	4	3	1	0-1	13.50	2.2	4	4	3	1	0-1	13.50	2.2	4	4	3
47 Sisk, Evan	-	-	-	-	-	-	-	-	-	-	-	-	-	-	-	-	-	-	-	-	-	1	0-0	4.50	2.0	1	3	1	1	0-0	4.50	2.0	1	3	1
Relievers	-	11-11	5.63	192.0	139	132	217	-	4-8	5.29	98.2	58	64	119	-	5-1	4.97	54.1	30	31	57	-	3-3	5.16	29.2	17	23	35	-	23-24	5.54	380.2	235	256	437
TOTALS	44	22-25	5.51	393.3	241	215	397	23	11-10	4.62	204.1	105	115	213	12	6-6	6.99	103.0	80	58	100	9	4-4	3.96	75.0	33	43	66	88	43-45	5.33	775.2	459	431	77
	CS/ATT		13/63	PCT	20.63%			CS/ATT		5/29	PCT	17.24%			CS/ATT		3/10	PCT	30.00%			CS/ATT		2/10	PCT	27.3%			CS/ATT		24/113	PCT	21.17%		

	CATCHERS	W	L	ERA	GS	SV	IP	H	R	ER	HR	HB	BB	IBB	SO	WHIP	AVG	WP	GDP	TBF	SB	CS	ATT	%CS	PB
14	Logan Porter	22	25	5.51	44	6	393.1	401	265	241	73	25	215	4	397	1.57	.266	20	44	1,768	50	13	63	20.63%	5
	Jakson Reetz	11	10	4.62	23	8	204.1	203	117	105	24	13	115	0	213	1.56	.258	16	15	925	24	5	29	17.24%	0
	Freddy Fermin	6	6	6.99	12	2	103.0	119	85	80	17	8	58	1	100	1.72	.288	9	8	488	7	3	10	30.00%	2
60	José Briceño	4	4	3.96	9	1	75.0	64	38	33	7	3	43	1	66	1.43	.234	4	8	324	8	3	11	27.27%	0

DATE	PITCHER (# IN '23)	INNING	UMPIRE	COUNT AT CALL	BATTER RESULT (COUNT)	DATE	PITCHER (# IN '23)	INNING	UMPIRE	COUNT AT CALL	BATTER RESULT (COUNT)
1. April 4 vs. Toledo	Marcelo Martinez (1)	▲ 7	Dane Poncsak	0-0	Strikeout Swinging (1-2)	11. May 6 vs. Louisville	Daniel Mengden (1)	▲ 3	Louie Krupa	0-0	RBI Single (1-1)
2. April 7 vs. Toledo	Ryan Weiss (1)	▲ 9	Mike Bates	1-0	Walk (3-0)	12. May 10 @ Scranton/WB	Mike Mayers (2)	▼ 3	Raul Moreno	1-1	Strikeout Looking (3-2)
3. April 9 vs. Toledo	Max Castillo (1)	▲ 3	Cody Oakes	0-0	Strikeout Swinging (3-2)	13. May 28 @ St. Paul	Max Castillo (3)	▼ 1	Mike Rains	1-2	Groundout, 3-1 (3-2)
4. April 18 vs. Gwinnett	Mike Mayers (1)	▲ 5	Takahito Matsuda	0-0	Flyout, F7 (1-0)	14. June 8 @ Indianapolis	Andrés Núñez (2)	▼ 6	Matt Winter	0-1	2-RBI Double (3-2)
5. April 20 vs. Gwinnett	Max Castillo (2)	▲ 4	Ben Phillips	0-0	Walk (3-1)	15. June 15 vs. Columbus	Max Castillo (4)	▲ 5	Jose Matamoros	1-2	Lineout, L4
6. April 22 vs. Gwinnett	Drew Parrish (1)	▲ 5	Jose Navas	0-0	Walk (3-1)	16. July 9 @ Gwinnett	Angel Zerpa (1)	▼ 2	Cody Oakes	0-2	Strikeout Swinging (1-2)
7. April 23 vs. Gwinnett	Evan Sisk (1)	▲ 7	Ben Phillips (2)	0-0	Lineout (1-1)						
8. April 27 @ Nashville	Austin Cox (1)	▼ 3	Mark Bass	1-2	Strikeout Swinging (2-2)						
9. April 30 @ Nashville	Andrés Núñez (1)	▲ 9	Mark Bass (2)	2-0	Walk (3-0)						
10. May 4 vs. Louisville	Drew Parrish (2)	▲ 3	Randy Rosenberg	1-1	Walk (3-2)						

PLAYER

19 CJ ALEXANDER

INFILDER • L/R • 6'3" • 215 • 7/17/1996 (26)
Traded from Atlanta — 7/11/2022
Drafted by Atlanta — 2018, 20th Round
Born: Merrillville, Indiana • Resides: Surprise, Arizona

45 MATT BEATY (MLB REHAB)

INFILDER • L/R • 6'0" • 220 • 4/28/1993 (30)
Signed 6/12/2023 as a Minor League Free Agent
Drafted by Los Angeles (NL) — 2015, 12th Round
Born: Snellville, Georgia • Resides: Litchfield Park, Arizona

3 TUCKER BRADLEY

OUTFIELDER • L/L • 6'0" • 195 • 5/6/1998 (24)
Signed 6/23/2020 as an Undrafted Free Agent (Georgia)
Born/Resides: Chickamauga, Georgia

60 JOSÉ BRICEÑO

CATCHER • R/R • 6'3" • 230 • 9/19/1993 (30)
Signed 1/18/2023 as a Minor League Free Agent
Originally signed 4/29/2010 with Colorado (Intl. F.A.)
Born: Caracas, Venezuela • Resides: Mesa, Arizona

17 ANGELO CASTELLANO

INFILDER • R/R • 6'0" • 165 • 5/13/1995 (28)
Signed 7/16/2011 as an International Free Agent
Born/Resides: San Diego, Venezuela

6 CLAY DUNGAN

INFILDER • L/R • 6'1" • 195 • 6/2/1996 (27)
2019 MLB Draft — Round 9 (Indiana State)
Born: Muncie, Indiana • Resides: Alexandria, Indiana

24 NATE EATON

INFILDER/OUTFIELDER • R/R • 5'11" • 200 • 12/22/1996 (26)
2018 MLB Draft — Round 21 (VMI)
Born/Resides: Chester, Virginia

28 TYLER GENTRY

OUTFIELDER • R/R • 6'2" • 215 • 2/1/1999 (24)
2020 MLB Draft — Round 3 (Alabama)
Born: Memphis, Tenn. • Resides: Arlington, Tenn.

11 ADEINY HECHAVARRÍA

INFILDER • R/R • 6'0" • 195 • 4/15/1989 (34)
Signed 6/18/2023 as a Minor League Free Agent
Originally signed 4/3/2010 with Toronto (Intl. F.A.)
Born: Santiago de Cuba, Cuba • Resides: Weston, Florida

18 BREWER HICKLEN

OUTFIELDER • R/R • 6'2" • 220 • 2/9/1996 (27)
2017 MLB Draft — Round 7 (Alabama at Birmingham)
Born/Resides: Huntsville, Alabama

13 NICK LOFTIN

INFILDER • R/R • 6'1" • 200 • 10/6/1995 (26)
2020 MLB Draft — Round 13/2nd Overall (Baylor)
Born: Corpus Christi, Texas • Resides: Surprise, Ariz.

22 JERMAINE PALACIOS

INFILDER • R/R • 6'0" • 200 • 7/19/1996 (27)
Signed 6/12/2023 as a Minor League Free Agent
Originally signed 9/6/2013 with Minnesota (Intl. F.A.)
Born/Resides: Barquisimeto, Venezuela

14 LOGAN PORTER

CATCHER/INFILDER • R/R • 6'0" • 200 • 7/12/1995 (28)
Signed 6/21/2018 as an Undrafted Free Agent (Dixie State)
Born: Phoenix, Arizona • Resides: Surprise, Arizona

7 JOHN RAVE

OUTFIELDER • L/L • 6'0" • 200 • 12/30/1997 (25)
2019 MLB Draft — Round 5 (Illinois State)
Born: Canton, Illinois • Resides: Bloomington, Illinois

0 SAMAD TAYLOR

INFILDER/OUTFIELDER • R/R • 5'10" • 160 • 7/11/1998 (24)
Traded from Toronto — 8/2/2022
Drafted by Cleveland — 2013, 10th Round (Corona HS)
Born: Corona, California • Resides: Sioux Falls, South Dakota

QUICK NOTES

2023: Hit .391 with a 1.245 OPS in 177 Cactus League games for KC, opened the regular season with OMA, played 44 games but placed on the Injured List 6/11, activated 7/14 ... hit .412 on rehab in 6 games with the ACL Royals, 4 HR, 15 RBI and a 1.835 OPS ... leads Omaha with 11 HR despite missing a month.
2022: Began year with Mississippi Braves (AA) in the Southern League, traded with 2 players to KC from Atlanta on 7/1, assigned to NW Arkansas ... in 114 total games, tied 6th in Double-A in RBI (87), tied 10th in HR (25) ... set career highs in games played, 28 (18), HR, RBI, and SB (19). Double-A leader in Aug. in RBI (29), tied 1st in league in HR (8).
2018-21: Played 162 games in the Braves' system, between B, A+, and AA ... slashed .229/.310/.374 (144-for-628) with 14 HR and 66 RBI ... began and ended in 2019.
2022: Double-A with Mississippi, spent July in High A with the Florida Fire Frogs ... played 87 games in Double-A with league-champion Mississippi in 2021.
2022: MISC: Brother Blaze is prospect in the Diamondbacks system, a 2022 Texas League Postseason All-Star with Amarillo, added to the D-backs' 40-man roster in November 2022.

HIT STREAK: 4 Games (7/15 to 7/19). 333 (4-for-12), 1 HR

ON-BASE BASE STREAK: 4 Games (7/15 to 7/19). 333 (4-for-12), 1 BB, 1 HBP

2023: Signed with Kansas City on a Minor League deal on 1/11/2023, appeared in 13 Cactus League games with the Royals and hit .343 with a 1.007 OPS, traded to San Francisco on March 30 in exchange for cash considerations ... appeared in 4 games with SF and 30 with Sacramento (AAA), hit .272 with 23 RBI and a .853 OPS in Triple-A ... DFA'd by the Giants on 5/30, elected free agency on 6/6 and signed back with Kansas City on 6/12 ... played 3 games with OMA, contract selected 6/18 and played 5 games with the Royals, went on the 7-day concussion injured list 6/23, sent to AAA on rehab 7/19.
2022: Traded from the Dodgers to the Padres on March 23 and spent the season with San Diego, appearing in 20 games in the Majors, made his third consecutive Opening Day roster, his first with San Diego, also played 35 games with El Paso (AAA) ... the majority of his season was spent dealing with a left shoulder impingement.
2019-2021: Played 240 games for the Los Angeles Dodgers, including 120 in 21 ... played 15 playoff games for the Dodgers as well, on the 2020 World Series roster, did not play.

HIT STREAK:

ON-BASE BASE STREAK: 3 Games (6/15 to 7/19). 444 (4-for-9), 3 BB

Ranked by MLB Pipeline as the No. 26 Royals prospect

2023: Has hits in 25 of his last 33 games, after collecting hits in just 10 of his first 24 ... hit pinch-hit 2-run double in win on 4/14 and had 3 RBI off the bench in comeback win, Omaha's only pinch hit of the year ... 3-for-3, 2 RBI on his birthday, 5/6 vs. LOU ... hit .367 with a 1.006 OPS over 17 games in June.
2022: Spent the entire season with NW Arkansas (AA) and reached base in 90 of 109 games (82.5%), reached base multiple times in team-best 36 games ... 1st on team with 33 multi-hit games ... hit two grand slams on 4/23 at FRI & 5/12 vs. WCH, reached base at least twice in seven straight games from 7/16 to 8/7.
2021: Began his professional career splitting the year between Columbia (A) and Quad Cities (A+), 380 OBP ranked fourth among qualified Royals Minor Leaguers.

HIT STREAK: 6 Games (7/15 to 7/18). 348 (8-for-23), 2 BB, 1 HR

ON-BASE BASE STREAK: 6 Games (7/15 to 7/18). 348 (8-for-23), 2 BB

2023: Opened the season in NW Arkansas (AA) and appeared in 15 games for the Naturals (11 starts at catcher) and hit .246 (16-for-65) with 3 2B and 7 RBI ... on the injured list from 4/30 to 5/16 and again from 5/24 to 6/9 ... assigned to Omaha on 6/16, has played in 10 of Omaha's 25 games since.
2022: Began the season with the Lexington Legends in the independent Atlantic League and appeared in 26 games before signing with Kansas City on May 23 and reporting to Omaha (AAA), where he finished the season, slashing .252/.298/.405 (33-for-133) over 37 games the Storm Chasers (34 starts at catcher).
2016 to 2020: Played 5 seasons in the Angels system, beginning in High-A in 2016 before making his MLB debut in 2018 ... played 46 Major League games with the Angels in 2018 and hit .239 (26-for-117), made his debut on May 26 at Yankee Stadium, went 2-for-4 with 1 homer and 2 RBI ... played 2 games with the Angels in 2020.
2010 to 2015: Played 5 seasons in the Rockies system and reached Low-A ... traded to Atlanta in Jan. 2015 and spent the year in High-A, traded to the Angels in Nov. 2015.

HIT STREAK:

ON-BASE BASE STREAK:

2023: Has hits in 39 of 66 games ... has made at least 5 starts at all 4 infield positions: 1B (9), 2B (7), 3B 5 and SS (41) ... this season in his 13th in the Royals organization, all in the minors, with 869 games played (205 in Triple-A) ... hitting a team-best .483 (14-for-31) in July, with 516 OBP, .793 SLG, 1.309 OPS.
2022: In his 11th year as a member of the Royals organization, began the year with Omaha, but assigned to NW Arkansas (AA) on 8/9 and finished the season with the Naturals ... over 59 games with the Storm Chasers, slashed .218/.318/.316 (38-for-174) while playing six different positions (1B, 2B, 3B, SS, LF & RF) ... made at least 10 starts at SS (35), 13 at 2B (innings), 38 (11.0 innings) and 18 (11.5 innings) ... snapped a 0-for-27 stretch with the Naturals on 8/21 vs. San Antonio ... 15-for-67 over last 20 games after hitless streak ended ... played 800th MLB game (all in Royals system) on 9/15 vs. FSC, entered as defensive replacement.
2011-2023: Played 803 games in the Royals' minor league system, slashing .232/.311/.312 (606-for-2610), with 29 HR and 271 RBI ... 2013 Dominican Royals Player of the Year ... 143 games with Omaha between 2021 and 2023, hitting .226 over 80 games in 2021 after an early-season promotion from Double-A.

HIT STREAK: 7 Games (7/4 to 7/18). 478 (11-for-23), 2 BB

ON-BASE BASE STREAK: 7 Games (7/4 to 7/18). 478 (11-for-23), 2 BB

2023: Opened the season on the injured list with a right hamate fracture he suffered in Spring Training, activated from the injured list 5/4 and made his season debut 5/5 ... first hit of the season was a HR in the 3rd inning on 5/9 vs. SWB, hasn't hit one since ... has made starts at 2B (16), SS (9) & 3B (10) this year.
2022: Spent the entire season with Omaha and hit .1st on the team if triples (4), while ranking 2nd in games played (127), plate appearances (51) and runs (64). 3rd in doubles (22), total bases (131), stolen bases (17) and walks (47), 4th in hits (94) and 5th in RBI (52). CF (1 G) and RF (2 G).
2021: Spent the entire season with NW Arkansas (AA), playing in 108 of the team's 119 regular season games, including 104 starts as the leadoff hitter ... led the Naturals in games played, at-bats (444), runs scored (74) and hits (178) ... led off the game with a hit in 32 times, including 10 of his last 19 regular season games.

HIT STREAK: 3 Games (7/14 to 7/18). 385 (5-for-13), 2 B

ON-BASE BASE STREAK: 3 Games (7/14 to 7/18). 385 (5-for-13)

2023: Made his first Opening Day roster with Royals, but has hit .075 (4-for-53) in 28 games over 4 starts with KC ... on his 4th stint with Omaha (4/24-5/5, 5/25-6/9, 6/16-6/23 & 6/26-6/29) ... threw a scoreless inning 4/10 at TEX, 2 hits and 1 strikeout, fastball split 91-95 ... after opening 0-for-25 with KC, hits in first 2 ABs with OMA, HR in first AB back 6/17 vs. COL ... has hits in 23 of 37 games with Omaha, with 13 multi-hit games.
2022: Split time in the Minor Leagues between NW Arkansas (AA) and Omaha (AAA) but also appeared in 44 games with Kansas City over three separate stints with the Royals: 7/14-7/17, 8/4-22 and 9/1 through the end of the regular season ... opened the year in Double-A and made his MLB debut July 14 ... led the majors with a .98, 1 mph arm strength ... led the lineup 5 times ... did not play in the field, exclusively DH'd between 6/10 and 7/18.
2021: Began the season with Quad Cities (A+) and played 70 games for the River Bandits, led the team in stolen bases (23) and played in the Arizona Fall League.

HIT STREAK:

ON-BASE BASE STREAK:

Ranked by MLB Pipeline as the No. 6 Royals prospect ... Ranked by Baseball America as the No. 7 Royals prospect
2023: Has reached base in 66 of 81 games this season ... 1st on team with 51 RBI, 2 doubles, 2 extra base hits & 117 total bases ... 2nd with 69 hits & 43 walks, 3rd with 39 runs ... 4th in the majors in RBIs and 5th in stolen bases ... hit .281 (27-for-97) with a .769 OPS in 24 May games ... hit .391 (17-for-86) with a .667 OPS in April, then just .207 (18-for-87) with a .675 OPS in June.
2022: Named Kansas City's George Brett Award winner (top position player in the organization and NW Arkansas (AA) ... began season in Quad Cities (A+), assigned to NW Arkansas (6/4) ... ranked 8th in MLB in batting average (.326) ... Royals org leader in AVG (.326), SLG (.542) and OPS (.964) ... drove in at least one run in 36 of 73 games since joining the Nationals, reached base in 64 of 73 games (87.6%) ... reached in 28 straight games, 7/30 to 9/3, with .485 OBP.
2021: Spent his first pro season in Quad Cities (A+) ... played everyday for the first two months of the season ... placed on the 7-day injured list on 7/14 and then the 60-day IL 8/2.

HIT STREAK:

ON-BASE BASE STREAK:

2023: Signed with Atlanta on 1/30, went 1-for-11 in Spring Training and was released 3/22 ... on 4/11, signed with the Long Island Ducks in the independent Atlantic League, appeared in 83 games and hit .297 (43-for-145) with 7 HR and 34 RBI, signed with Kansas City on June 16 and assigned to Omaha ... first OMA HR was 4th inning grand slam on 6/22 @ ROC ... has 14 RBI in 20 games with Omaha ... hit into a triple play, 7/9 @ GWN.
2021-2022: Signed with the Chiba Lotte Marines of Nippon Professional Baseball in December 2020 and played 155 NPB games over the 2021 and 2022 seasons, with a .213 average (.96-for-450) ... hit 24 doubles and 6 homers with 44 RBI over his two seasons (79 games in 2021, 76 in 2022) ... also played 32 games in the Eastern League (minor league).
MLB EXPERIENCE: Between 2012 and 2020, has appeared in 922 Major League games over parts of 9 seasons (Toronto (2012), Miami (2013-17), Tampa Bay (2017-18), Pittsburgh (2018), New York, AL (2018), New York, NY (2019) and Atlanta (2019-20) ... is a career .253 hitter with a .641 OPS ... has started 757 games at SS (677.0 innings).

HIT STREAK:

ON-BASE BASE STREAK:

2023: Began the season on the 7-day injured list (right elbow strain) and activated 4/25, missed the first 19 games of the season ... has hits in 18 of his last 23 games with 12 XBH ... has played in 52 of Omaha's 68 games since he activated, with team-leading 33 starts at DH (and 21 of the last 30), has hit 1st in the lineup 9 times ... did not play in the field, exclusively DH'd between 6/10 and 7/18.
2022: Played in 130 games for Omaha (AAA) and was named the Royals Triple-A Player of the Year but also appeared in six games with Kansas City over two separate stints with the Royals: May 26-30 and July 14-17 ... contract was selected by KC May 26 and made his major league debut that night in Minnesota, starting in CF ... reached base in 34 straight games between 7/26 and 9/2 ... set career highs in 2B (30), HR (28), RBI (85) and RBI (85) ... finished just two homers shy of a 30/30/30 season (HR/3B/28).
2021: Spent the entire year with NW Arkansas (AA), led all Double-A hitters with 40 steals, tied 13th in all of the minors ... homered twice in the AA-Central Championship Series.

HIT STREAK:

ON-BASE BASE STREAK: 4 Games (7/7 to 7/19). 313 (5-for-16), 3 BB

Ranked by MLB Pipeline as the No. 3 Royals prospect ... Ranked by Baseball America as the No. 6 Royals prospect

2023: Opened the season with Omaha and played 44 games before being placed on the Injured List 6/1, activated 7/14 ... hit .471 with a 1.321 OPS over 6 rehab games with the ACL Royals ... hit safely in his last 12 games, reached in 16 straight before going on the IL, with 27 RBI over 23 games in May ... hit .341 with a .991 OPS in May after hitting .220 with a .646 OPS in April.
2022: Began the season in NW Arkansas (AA) and reached in 76 of 88 games ... played at least 3 games at 5 positions with the Naturals (2B, 3B, SS, LF, CF) ... called up to Omaha on 8/9 and played 35 games for the Storm Chasers, slashed .219/.280/.359 (33-for-153) with 5 HR and 19 RBI.
2021: Spent his first pro season with Quad Cities (A+) ... won the High-A East Central batting title with a .289 average hit for the cycle on 8/1, going 5-for-6 with a walk-off HR.

HIT STREAK: 3 Games (7/16 to 7/19). 308 (4-for-13)

ON-BASE BASE STREAK: 3 Games (7/16 to 7/19). 308 (4-for-13)

2023: Signed with Detroit as a Minor League free agent on 12/14/2022 and appeared in 36 games with Toledo (AAA), hitting .176 (22-for-125) with 6 HR and 21 RBI, hitting 3 HR with 6 RBI in 6 games @ Werner Park ... released on 6/8, signed by Kansas City on 6/12 and assigned to Omaha ... in 13 games, has 10 hits, including 5 that are XBH (3 2B, 2 HR).
2022: In his 8th season in the Twins organization, saw his first Major League action in 2022, playing in 30 games with Minnesota and 102 with St. Paul (AAA) ... made his Major League debut in game one of the doubleheader on May 31 at Detroit, going 0-for-3 with a walk and run scored, also pitched twice, totaling 0.2 scoreless innings ... named a Twins Organization All-Star by MLB.com for the 4th time in his career, hitting .283 (111-for-392) with a .803 OPS in Triple-A with the Saints.
2021: Played 110 games with Wichita (AAA), 7th in the Texas League in R (.69) & HR (19), tied 7th with 106 H, tied 8th with 180 RB ... named a Twins Organization All-Star.

HIT STREAK: 2 Games (7/7 to 7/14). 333 (3-for-9), 1 HR

ON-BASE BASE STREAK: 2 Games (7/7 to 7/14). 333 (3-for-9), 1 BB

2023: Reached base in 30 straight games between 5/24 and 7/5, hit .302 with 433 OBP ... 6 HR in 17 games in April, then 1 in the next 47 games and 3 in the last 9 ... has reached base in 61 of 72 games played with hits in 49 of 72 games ... has 27 walks in his last 32 games after drawing 15 walks in his first 41 games ... hit the 3rd two HR game of his career on 4/5 vs. Toledo ... has played 33 of Omaha's 57 games since June 1, with starts at C (22) & 1B (8).
2022: Began the season in NW Arkansas (AA) and reached in 66 of 77 games, reached multiple times in 49 games ... assigned to Omaha (AAA) on 8/9 and finished season @ MILB in ON-BASE PERCENTAGE (.442) ... combining his AA & AAA numbers, was the Royals system leader in OBP (.442), 2nd in OPS (.918), 3rd in batting average (.301) ... played the season with Quad Cities (A+) and slashed .247/.348/.451 (62-for-257) in 119 games ... named a High-A central post-season All-Star at catcher.
2022: MISC: Grew up down the street from Surprise Stadium, was a clubhouse for the AZL Royals as a summer of 20 ... while in high school, also caught bullpens for the team.

HIT STREAK: 2 Games (7/7 to 7/14). 333 (3-for-9), 1 HR

ON-BASE BASE STREAK: 2 Games (7/7 to 7/14). 333 (3-for-9), 1 BB

2023: Reached base in 31 straight games between 5/31 and 7/14 between AA & AAA ... opened the year with NWA, played 54 games for the Naturals, with 5 HR, 24 RBI & team-leading 34 RBIs ... made 40 of 53 starts in CF ... hit 3 HR on 4/18 vs. Amarillo with 6 RBI ... transferred to Omaha on 6/13, has hits in 19 of 23 games with the Chasers, with 2 HR (12 XBH) and 17 RBI since he joined the team ... hit safely in first 9 games ... drove in 8 runs in series vs. COL (6/13 to 6/18).
2022: Spent most of the season with NW Arkansas (AA), played 111 games with the Naturals, also appeared in 11 games with Omaha across two stints (5/25-6/4 & 7/12-7/19) ... slashed .199/.233/.390 (38-for-191) over 11 games for the Chasers, including 2 HR, 4 RBI game on 7/17 @ Rochester ... played 18 games for Surprise in the Arizona Fall League.
2021: Spent the season with Quad Cities (A+) and appeared in 77 games for the High-A Central champion River Bandits ... named an All-Star in the organization All-Star in the outfield for Kansas City and slashed .252/.352/.453 (70-for-278) ... hit 14 homers and stole 13 bases, making him one of five 13-13 players in the system in 2021.

HIT STREAK:

ON-BASE BASE STREAK: 4 Games (7/15 to 7/19). 154 (2-for-13), 4 BB

Ranked by MLB Pipeline as the No. 19 Royals prospect ... Ranked by Baseball America as the No. 25 Royals prospect

2023: Opened the season with Omaha and hit .304 over 62 games, called up to the big leagues for the first time on 6/16, optioned back on 7/4 ... recalled 7/9, optioned 7/18 ... hit .405 with a 1.214 OPS over 12 games in June and 14 of his last 18 plate appearances before getting called up, has reached base for Omaha in 55 of 65 games ... tied 3rd in Triple-A and 9th in MLB in steals (38) ... stole 4 bases on 5/4 vs. LOU & 7/5 @ GWN ... in his 2 MLB stints, has hit .152 (5-for-33) over 13 games with KC ... first MLB hit was walk-off RBI single in MLB debut on 6/17 vs. LAA.
2022: Began the year in the Blue Jays system with Buffalo (AAA), playing in 70 games before being acquired by Kansas City at the 2022 Trade Deadline with RHP Max Castillo in exchange for Whit Merrifield, did not play the rest of the season due to a preexisting injury (left oblique strain) ... added to KC 40-man roster 1/10/22 ... traded from CLE to TOR on 7/31/2017.

HIT STREAK:

ON-BASE BASE STREAK: 4 Games (7/15 to 7/19). 357 (5-for-14), 4 BB

CAREER HIGHS

H	3	(18x) Last: 7/6/23 @ ACL Cubs
R	4	8/17/22 vs. San Antonio
HR	2	(5x) Last: 8/11/22 @ Arkansas
RBI	7	7/6/23 @ ACL Cubs
BB	3	(3x) Last: 7/6/23 @ ACL Cubs
SB	2	(2x) Last: 5/26/22 @ Pensacola
H	5	8/29/15 @ South Bend
R	4	5/25/22 vs. Sugar Land
HR	2	5/7/16 @ High Desert
RBI	7	5/2/21 @ MILWAUKEE
BB	3	(2x) Last: 8/25/16 vs. Lake Elsinore
SB	1	(20x) Last: 8/21/21 vs. NEW YORK (NL)
H	3	(18x) Last: 5/6/23 vs. Louisville
R	3	(6x) Last: 4/8/23 vs. Toledo
HR	2	8/10/21 vs. Beloit
RBI	5	6/24/21 @ Beloit
BB	3	(3x) Last: 9/3/22 @ Tulsa
SB	3	7/9/22 vs. Tulsa
H	4	(7x) Last: 4/4/19 @ Albuquerque
R	4	(2x) Last: 7/11/23 vs. Orem
HR	3	6/28/13 vs. Orem
RBI	7	6/28/13 vs. Orem
BB	3	7/18/11 @ DSL Padres
SB	3	6/21/10 vs. DSL Diamondbacks
H	4	(5x) Last: 8/18/17 vs. Asheville
R	4	6/26/16 @ Grand Junction
HR	2	7/19/19 @ Amarillo
RBI	5	7/17/22 @ Rochester
BB	3	(6x) Last: 6/17/23 vs. Columbus
SB	2	(2x) Last: 6/6/23 @ Indianapolis
H	6	6/23/19 vs. Billings
R	4	9/3/19 vs. Missoula
HR	2	6/26/22 vs. Columbus
RBI	4	(3x) Last: 6/28/22 @ St. Paul
BB	3	(2x) Last: 6/20/23 @ Rochester
SB	3	(2x) Last: 8/8/21 @ Arkansas
H	4	(8x) Last: 9/3/22 @ DETROIT
R	3	(21x) Last: 6/17/23 vs. Columbus
HR	2	(3x) Last: 6/17/23 vs. Columbus
RBI	4	(6x) Last: 6/22/22 vs. Columbus
BB	4	7/29/18 @ Ogden
SB	3	(2x) Last: 5/26/23 @ St. Paul
H	4	(2x) Last: 5/30/23 vs. Memphis
R	4	(2x) Last: 7/17/22 @ Corpus Christi
HR	2	(2x) Last: 6/29/22 @ Amarillo
RBI	6	6/22/21 vs. Beloit
BB	3	(6x) Last: 4/20/23 vs. Gwinnett
SB	1	(19x) Last: 6/28/23 vs. Iowa
H	4	(11x) Last: 4/25/19 vs. Buffalo
R	4	(2x) Last: 8/5/11 @ Bowie
HR	2	(2x) Last: 9/29/19 @ NEW YORK (NL)
RBI	7	5/5/13 @ PHILADELPHIA
BB	3	(3x) Last: 8/31/12 @ Albuquerque
SB	2	(3x) Last: 4/29/12 vs. Tacoma
H	4	(4x) Last: 5/25/22 @ Louisville
R	4	8/21/19 vs. Salem
HR	3	8/22/19 vs. Salem
RBI	5	(2x) Last: 8/24/21 vs. Springfield
BB	3	(3x) Last: 6/20/19 vs. Frederick
SB	3	(5x) Last: 4/22/22 @ Memphis
H	5	8/1/21 vs. South Bend
R	4	(3x) Last: 7/6/23 @ ACL Cubs
HR	1	(37x) Last: 7/6/23 @ ACL Cubs
RBI	5	4/22/22 @ Frisco
BB	3	(4x) Last: 8/5/22 vs. Tulsa
SB	2	(2x) Last: 6/10/22 @ Tulsa
H	5	6/9/17 vs. Burlington
R	5	(2x) Last: 5/8/22 @ Omaha
HR	2	(5x) Last: 5/17/23 @ Omaha
BB	5	4/30/23 vs. Syracuse
RBI	5	5/7/22 vs. Columbus
SB	3	(2x) Last: 8/8/21 @ Arkansas
H	4	8/6/19 @ Johnson City
R	3	(5x) Last: 7/15/23 vs. Indianapolis
HR	2	(3x) Last: 4/5/23 vs. Toledo
RBI	4	(2x) Last: 8/10/21 vs. Beloit
BB	3	(8x) Last: 6/14/23 vs. Columbus
SB	1	(2x) Last: 6/18/23 vs. Columbus
H	4	(4x) Last: 6/18/23 vs. Columbus
R	5	4/18/23 vs. Amarillo
HR	3	4/18/23 vs. Amarillo
RBI	6	4/18/23 vs. Amarillo
BB	3	(3x) Last: 9/10/22 @ Wichita
SB	3	8/22/21 @ South Bend
H	4	(4x) Last: 6/15/22 @ Lehigh Valley
R	4	6/8/21 @ Portland
HR	2	(4x) Last: 6/21/22 vs. St. Paul
RBI	5	(2x) Last: 6/21/22 vs. St. Paul
BB	4	4/16/22 @ Rochester
SB	4	(3x) Last: 7/6/23 @ Gwinnett

SO NICE, THEY DID IT TWICE (OR MORE)	MULTI-HIT GAMES					MULTI-RUN GAMES					MULTI-RBI GAMES					MULTI-BB GAMES					MULTI-K GAMES					MULTI-SB GAMES				
	2	3	4	5+	T	2	3	4	5+	T	2	3	4	5+	T	2	3	4	5+	T	2	3	4	5+	T	2	3	4	5+	T
19 Alexander, CJ	6	3	-	-	9	6	1	-	-	7	4	1	1	-	6	1	-	-	-	1	15	1	-	-	16	-	-	-	-	-
45 Beaty, Matt	2	-	-	-	2	1	-	-	-	1	2	-	-	-	2	1	-	-	-	1	1	-	-	-	1	-	-	-	-	-
3 Bradley, Tucker	12	2	-	-	14	6	1	-	-	7	3	4	-	-	7	7	-	-	-	7	3	-	1	-	4	4	-	-	-	4
60 Briceño, José	-	-	-	-	-	-	-	-	-	-	-	-	-	-	-	-	-	-	-	-	1	1	-	-	2	-	-	-	-	-
17 Castellano, Angelo	8	3	-	-	11	7	-	-	-	7	6	1	-	-	7	4	2	-	-	6	6	1	-	-	7	1	-	-	-	1
6 Dungan, Clay	5	2	-	-	7	2	1	-	-	3	2	1	-	-	3	2	1	-	-	3	5	-	-	-	5	1	-	-	-	1
24 Eaton, Nate	10	3	-	-	13	2	2	-	-	4	5	-	-	-	5	1	-	-	-	1	9	2	-	-	11	1	1	-	-	2
28 Gentry, Tyler	15	1	1	-	17	3	2	-	-	5	6	4	1	1	12	6	1	-	-	7	13	7	-	-	20	-	-	-	-	-
11 Hechavarria, Adeiny	2	1	-	-	3	1	-	-	-	1	-	1	1	-	2	1	-	-	-	1	3	-	-	-	3	-	-	-	-	-
18 Hicklen, Brewer	8	2	-	-	10	7	1	-	-	8	3	2	-	-	5	4	-	-	-	4	13	2	-	-	15	-	-	-	-	-
13 Loftin, Nick	12	3	1	-	16	4	-	-	-	4	4	7	1	-	12	-	-	-	-	-	5	-	-	-	5	-	-	-	-	-
22 Palacios, Jermaine	3	-	-	-	3	-	-	-	-	-	2	-	-	-	2	-	-	-	-	-	3	1	1	-	5	-	-	-	-	-
14 Porter, Logan	14	3	-	-	17	6	1	-	-	7	8	1	-	-	9	6	4	-	-	10	14	5	-	-	19	-	-	-	-	-
7 Rave, John	4	1	1	-	6	3	-	-	-	3	2	2	-	-	4	2	1	-	-	3	3	2	-	-	5	-	-	-	-	-
0 Taylor, Samad	18	5	-	-	23	8	3	-	-	11	9	2	-	-	11	7	3	-	-	10	13	1	1	-	15	3	2	2	-	7
Blanco, Dairon	10	6	1	-	17	9	1	-	-	10	3	2	-	-	5	5	1	-	-	6	3	2	-	-	5	9	3	1	-	13
Camargo, Johan	5	-	-	-	5	-	-	-	-	-	1	-	-	-	1	3	-	-	-	3	1	-	-	-	1	-	-	-	-	-
Fermin, Freddy	1	1	1	-	3	3	1	-	-	4	1	1	-	-	1	3	2	1	-	3	2	-	-	-	2	-	-	-	-	-
Garcia, Maikel	4	1	-	-	5	2	-	-	-	2	2	2	-	-	4	3	1	-	-	4	2	1	-	-	3	-	-	-	-	-
Isbel, Kyle	3	-	-	-	3	1	-	-	-	1	1	1	-	-	2	1	-	-	-	1	1	-	-	-	1	-	-	-	-	-
Jenista, Greyson	-	-	-	-	-	-	-	-	-	-	-	-	-	-	-	-	-	-	-	-	-	2	-	-	2	-	-	-	-	-
Lopez, Nicky	1	-	-	-	1	-	-	-	-	-	-	-	-	-	-	1	-	-	-	1	-	-	-	-	-	-	-	-	-	-
Massey, Michael	-	-	-	-	-	1	-	-	-	1	-	-	-	-	-	-	-	-	-	-	1	-	-	-	1	-	-	-	-	-
Pratto, Nick	-	1	-	-	1	1	-	-	-	1	2	-	-	-	2	3	-	-	-	3	2	1	-	-	3	-	-	-	-	-
Reetz, Jakson	4	2	-	-	6	-	-	-	-	-	1	-	-	-	1	2	2	-	-	2	5	2	1	-	8	-	-	-	-	-
Reyes, Frammil	1	-	-	-	1	1	-	-	-	1	1	-	-	-	1	-	-	-	-	-	1	1	-	-	2	-	-	-	-	-
Wallace, Paxton	1	1	-	-	2	-	-	-	-	-	-	-	-	-	-	-	-	-	-	-	1	-	-	-	1	-	-	-	-	-
Waters, Drew	1	-	3	-	4	2	2	-	-	4	1	1	-	-	2	1	-	-	-	1	1	2	-	-	3	-	-	-	-	-
	150	41	8	0	199	76	16	0	0	92	69	33	4	3	109	63	15	0	0	78	127	34	4	0	165	19	6	3	0	28

HITTING STREAKS													ON-BASE STREAKS												
PLAYER	CURRENT	LONGEST	DATES/RESULTS								CURRENT	LONGEST	DATES/RESULTS												
			START	END	AVG	2B	3B	HR	RBI	OPS			START	END	AVG	2B	HR	BB	HBP	OBP					
19 Alexander, CJ	4	5	4/29	5/6	.278 (5-18)	1	0	0	3	.611	4	7	5/11	5/19	.250 (7- 28)	2	3	3	0	.313					
45 Beaty, Matt	-	2	6/15	6/17	.667 (4- 6)	0	0	0	4	1.417	3	3	6/15	7/19	.444 (4- 9)	0	0	3	0	.583					
3 Bradley, Tucker	6	6 (3x)	7/5	7/18	.348 (8- 23)	3	1	1	2	1.096	6	9	5/21	6/10	.344 (11- 32)	3	1	7	0	.450					
60 Briceño, José	-	2 (2x)	6/30	7/2	.286 (2- 7)	0	0	0	1	.661	-	5	6/18	7/2	.235 (4- 17)	0	0	2	1	.350					
17 Castellano, Angelo	-	3 (4x)	7/4	7/6	.545 (6- 11)	2	1	0	2	1.454	7	9	4/1	4/19	.320 (8- 25)	2	2	6	0	.438					
6 Dungan, Clay	3	6 (2x)	6/21	6/29	.318 (7- 22)	0	0	0	1	.703	3	18	5/28	6/29	.316 (18- 57)	1	0	14	1	.440					
24 Eaton, Nate	-	7	5/28	6/4	.345 (10- 29)	1	1	1	2	.939	-	7 (2x)	7/5	7/16	.259 (7- 27)	1	2	3	0	.323					
28 Gentry, Tyler	-	5	4/5	4/9	.350 (7- 20)	1	0	1	6	.967	-	11	6/7	6/21	.233 (10- 43)	4	2	7	1	.346					
11 Hechavarria, Adeiny	-	3 (2x)	7/5	7/7	.231 (3- 13)	1	0	0	0	.594	-	3 (2x)	7/5	7/7	.231 (3- 13)	1	0	1	0	.286					
18 Hicklen, Brewer	-	8	6/13	6/22	.375 (12- 32)	4	0	1	6	1.023	4	16	6/8	6/30	.317 (20- 63)	6	2	7	2	.397					
13 Loftin, Nick	3	12	5/16	5/30	.417 (20- 48)	4	0	3	18	1.170	3	16	5/10	5/30	.349 (22- 63)	5	3	10	0	.427					
22 Palacios, Jermaine	2	2 (3x)	7/7	7/14	.333 (3- 9)	0	0	1	2	1.067	2	2 (3x)	7/7	7/14	.333 (3- 9)	0	1	1	0	.400					
14 Porter, Logan	-	9	6/20	7/2	.387 (12- 31)	2	0	0	8	.965	-	30	5/24	7/5	.302 (32- 106)	5	1	24	2	.433					
7 Rave, John	-	9	6/13	6/25	.406 (13- 32)	4	1	2	10	1.255	4	20	6/13	7/9	.351 (26- 74)	8	3	12	0	.437					
0 Taylor, Samad	-	11	6/1	6/15	.405 (15- 37)	4	0	2	6	1.214	4	16	5/12	5/30	.302 (19- 63)	6	2	12	2	.429					
BOLD indicates longest streak in 2023 among active players													Italics indicates longest personal streak is active												
													Gold indicates career-best streak												

PITCHES/PLATE APPEARANCE & PLATE APPEARANCE DEPTH									PINCH-HITTING LOG (13)					
PLAYER	AVG. P/PA	TOTAL PA	TOTAL P	LONGEST PA (#)	DATE	INN.	PITCHER	RESULT	#	DATE	INNING	PINCH HITTER	HITTING FOR	RESULT
19 Alexander, CJ	3.94	185	728	8 (5x)	6/8 @ IND	▲ 5	J.C. Flowers	Walk	1.	4/5 vs. Toledo	▼ 9	CJ Alexander	Angelo Castellano	Fielder's Choice (4-6)
45 Beaty, Matt	3.38	16	54	8	6/15 vs. COL	▼ 6	Cade Smith	Groundout (4-3)	2.	4/14 @ Iowa	▲ 8	Tucker Bradley	Angelo Castellano	2-RBI Double
3 Bradley, Tucker	3.87	208	805	10	4/29 @ NAS	▲ 3	Robert Stock	Groundout (4-3)	3.	4/18 vs. Gwinnett	▼ 9	Tucker Bradley	Angelo Castellano	Strikeout Looking
60 Briceño, José	3.35	34	114	7	6/21 @ ROC	▲ 2	Paolo Espino	Strikeout Swinging	4.	4/29 @ Nashville	▲ 8	Logan Porter	CJ Alexander	Strikeout Swinging
17 Castellano, Angelo	4.05	237	960	10	4/18 vs. GWN	▼ 3	Michael Soroka	Strikeout Swinging	5.	5/7 vs. Louisville	▼ 9	CJ Alexander	Angelo Castellano	Groundout (4-3)
6 Dungan, Clay	4.04	151	610	10 (2x)	6/2 vs. MEM	▼ 10	Jake Walsh	Walk	6.	5/10 @ Scranton/WB	▲ 8	CJ Alexander	Angelo Castellano	Strikeout Swinging
24 Eaton, Nate	3.99	166	663	10 (2x)	7/5 @ GWN	▲ 9	Roel Ramirez	Groundout (5-3)	7.	5/12 @ Scranton/WB	▲ 8	Brewer Hicklen	Tucker Bradley	Flyout (F9)
28 Gentry, Tyler	4.18	367	1,533	12	6/7 @ IND	▲ 9	Cody Bolton	Walk	8.	5/20 vs. Toledo	▼ 9	Tucker Bradley	Angelo Castellano	Strikeout Swinging
11 Hechavarria, Adeiny	3.79	81	307	10	7/15 vs. IND	▼ 4	John O'Reilly	Walk	9.	5/27 @ St. Paul	▲ 7	Clay Dungan	Samad Taylor	Groundout, 6-3
18 Hicklen, Brewer	3.81	210	801	10	6/3 vs. MEM	▼ 5	Zack Thompson	Strikeout Swinging	10.	6/28 vs. Iowa	▼ 9	Paxton Wallace	Adeiny Hechavarria	Strikeout Swinging
13 Loftin, Nick	3.37	213	717	9	7/15 vs. IND	▼ 7	Manuel Rodriguez	Popout, P3	11.	7/3 vs. Iowa	▼ 9	Angelo Castellano	Jermaine Palacios	Strikeout Swinging
22 Palacios, Jermaine	3.96	54	214	9	7/4 @ GWN	▲ 3	Nolan Kingham	Strikeout Swinging	12.	7/4 @ Gwinnett	▲ 8	Samad Taylor	José Briceño	Strikeout Looking
14 Porter, Logan	4.06	307	1,247	9	6/15 vs. COL	▼ 6	Cade Smith	Strikeout Looking	13.	7/6 @ Gwinnett	▲ 9	Brewer Hicklen	Angelo Castellano	Flyout (F9)
7 Rave, John	4.27	110	470	8	7/5 @ GWN	▲ 1	Justus Sheffield	Strikeout Swinging						
0 Taylor, Samad	4.12	316	1,301	9 (2x)	7/7 @ GWN	▲ 4	Jared Shuster	Groundout (6-3)						
	3.96	2,655	10,524											

Omaha Pinch Hitters: 1-for-13, 2B, 2 RBI, 7 K

Most-Used Pinch Hitter: CJ Alexander & Tucker Bradley (3x)

Most Frequently Pinch-Hit For: Angelo Castellano (7x)

PITCH TIMER VIOLATIONS CALLED ON OMAHA HITTERS (7)

DATE	INNING	UMPIRE	HITTER	COUNT AT CALL	BATTER RESULT (COUNT)
------	--------	--------	--------	---------------	-----------------------

PITCHING

vs. Left-Handed Starter	12-15
vs. Right-Handed Starter	31-30
WITH Left-Handed Starter	22-21
WITH Right-Handed Starter	21-24
0-4 strikeouts	1-1
5-9 strikeouts	24-30
10+ strikeouts	18-14
0 runs of support	1-14
1-2 runs of support	10-18
3-4 runs of support	16-9
5-9 runs of support	13-4
10+ runs of support	2-0

SCORING

1-Run Games	7-12
2-Run Games	9-5
3-4-Run Games	12-11
5+ Run Games	15-17
Extra Innings	2-2
Shutouts	2-1
Doubleheaders	1-1 (1 SPLIT)
Scoring 0-2 Runs	2-17
3-5 Runs	7-18
6-9 Runs	23-9
10+ Runs	11-1
Opponent 0-2 Runs	16-0
3-5 Runs	16-11
6-9 Runs	11-25
10+ Runs	0-9
Scored in 1st Inning	19-11
Opponent scored in 1st	18-18
Scores first	25-19
Opponent scores first	18-26

HITTING

Omaha 0-5 hits	4-13
6-9 hits	10-20
10+ hits	29-12
Opponent 0-5 hits	9-3
6-9 hits	22-16
10+ hits	12-26
Out-hit opponent	31-11
Out-hit by opponent	9-31
Hits are tied	3-3
Hit 0 home runs	10-18
1 home run	15-18
2 home runs	8-6
3+ home runs	10-3
Opponent hit 0 home runs	17-6
1 home run	15-16
2 home runs	9-11
3+ home runs	2-12
Leave 0-5 runners on base	10-17
6-9 on base	25-19
10+ on base	8-9
Opponent leaves 0-5 runners on base	6-12
6-9 on base	22-27
10+ on base	15-6
Steals 0 bases	10-18
1 base	5-9
2 bases	12-10
3+ bases	16-8
Opponent steals 0 bases	18-18
1 base	15-12
2 bases	8-7
3+ bases	2-8

FIELDING

Turned 0 double plays	16-16
1 double play	16-18
2 double plays	6-9
3+ double plays	5-2
Made 0 errors	29-15
1 error	9-22
2 errors	3-5
3+ errors	2-3
Opponent made 0 errors	19-23
1 error	14-14
2 errors	6-7
3+ errors	4-1

TEAM HIGHS

LONGEST WIN STREAK *	11 Games	June 6 - June 18
LONGEST LOSING STREAK	5 Games (2x)	Last: July 2 - July 6
LONGEST HOME WINNING STREAK	6 Games	June 13 - June 18
LONGEST HOME LOSING STREAK	3 Games (3x)	Last: June 13 - June 15
LONGEST ROAD WINNING STREAK	5 Games (2x)	Last: June 6 - June 10
LONGEST ROAD LOSING STREAK	3 Games	July 4 - July 6
LARGEST MARGIN OF VICTORY	11 Runs	4/1 @ Indianapolis (12-1 Win)
LARGEST MARGIN OF DEFEAT	13 Runs (2x)	Last: 5/27 @ St. Paul (14-1 Loss)
LONGEST GAME, INNINGS	11 Innings	5/11 @ Scranton/Wilkes-Barre (4-3 Win)
LONGEST GAME, TIME	3:23	6/2 vs. Memphis (10-9 Win, 10 Innings)
LONGEST 9-INNING GAME, TIME	3:17	6/8 @ Indianapolis (15-7 Win)
SHORTEST 9-INNING GAME, TIME	2:00	7/18 vs. St. Paul (1-9 Win)
SHORTEST GAME, TIME	1:46	7/2 vs. Iowa, G2 (6-2 Loss)
LARGEST COMEBACK WIN	6 Runs, After 4th	5/6 vs. Louisville (11-9 Win)
LARGEST MARGIN OF LEAD SURRENDERED (LOSS)	5 Runs, After 7th	6/4 vs. Memphis (6-5 Loss)
MOST ERRORS, TEAM	3 (5x)	Last: 5/27 @ St. Paul (14-1 Loss)
MOST ERRORS, PLAYER	3	Angelo Castellano
LARGEST CROWD, HOME	9,023	7/3 vs. Iowa (7-6 Loss)
LARGEST CROWD, ROAD	10,067	7/4 @ Gwinnett (3-1 Loss)
WARMEST FIRST PITCH	89 Degrees	6/29 vs. Iowa (8-3 Win)
COLDEST FIRST PITCH	35 Degrees	4/5 vs. Toledo (7-6 Loss)

OFFENSIVE HIGHS

MOST RUNS SCORED, GAME	16	5/17 vs. Toledo (16-8 Win)
MOST RUNS SCORED, INNING	10, 5th Inning	6/8 @ Indianapolis (15-7 Win)
MOST CONSECUTIVE INNINGS SCORED	5 (2x)	Last: 4th-8th Innings, 5/17 vs. Toledo (16-8 Win)
FEWEST HITS, GAME	2	5/20 vs. Toledo (4-1 Loss)
MOST HITS, GAME	18	5/17 vs. Toledo (16-8 Win)
MOST DOUBLES, GAME	7	5/17 vs. Toledo (16-8 Win)
MOST TRIPLES, GAME	2	7/6 @ Gwinnett (9-6 Loss)
MOST HOME RUNS, GAME	4 (3x)	Last: 5/21 vs. Toledo (8-6 Win)
MOST EXTRA-BASE HITS, GAME	10	5/17 vs. Toledo (16-8 Win)
MOST RBI, GAME	15 (2x)	Last: 6/8 @ Indianapolis (15-7 Win)
MOST RUNNERS LOB, GAME	15	5/16 vs. Toledo (9-2 Loss)
MOST TOTAL BASES, GAME	34	5/17 vs. Toledo (16-8 Win)
MOST WALKS, GAME	11 (2x)	Last: 6/8 @ Indianapolis (15-7 Win)
FEWEST STRIKEOUTS, GAME	2 (2x)	Last: 6/9 @ Indianapolis (6-2 Win)
MOST STRIKEOUTS, GAME	16	5/20 vs. Toledo (4-1 Loss)
FEWEST STRIKEOUTS, GAME	3 (2x)	Last: 7/19 vs. St. Paul (9-4 Loss)
MOST STOLEN BASES, GAME	7	5/26 @ St. Paul (6-4 Win)
MOST HIT BY PITCHES	4	5/6 vs. Louisville (11-9 Win)

INDIVIDUAL OFFENSIVE HIGHS

MOST RUNS, GAME	3 (16x)	Last: Logan Porter, 7/15 vs. Indianapolis (8-3 Win)
MOST HITS, GAME	4 (8x)	Last: John Rave, 6/18 vs. Columbus (6-4 Win)
MOST DOUBLES, GAME	2 (14x)	Last: Tucker Bradley, 7/18 vs. St. Paul (1-9 Win)
MOST TRIPLES, GAME	1 (14x)	Last: Castellano & Gentry, 7/6 @ Gwinnett (9-6 Loss)
MOST HOME RUNS, GAME	2 (5x)	Last: Brewer Hicklen, 7/14 vs. Indianapolis (13-5 Loss)
MOST TOTAL BASES, GAME	13	Drew Waters, 5/21 vs. Toledo (8-4 Win)
MOST RBI, GAME	6	Freddy Fermin, 4/8 vs. Toledo (13-8 Win)
MOST WALKS, GAME	3 (14x)	Last: Samad Taylor, 7/7 @ Gwinnett (7-1 Win)
MOST STRIKEOUTS, GAME	4 (4x)	Last: Jermaine Palacios, 6/22 @ Rochester (8-4 Win)
MOST STOLEN BASES, GAME ^	4 (3x)	Last: Samad Taylor, 7/5 @ Gwinnett (8-7 Loss, 10 Innings)
MOST HIT BY PITCHES, GAME	2 (2x)	Last: Dairon Blanco, 5/25 @ St. Paul (8-6 Loss)
MOST SACRIFICE FLIES, GAME	2 (2x)	Last: Samad Taylor, 4/30 @ Nashville (10-6 Win)
MOST DOUBLE PLAYS GROUNDING INTO, GAME	2 (4x)	Last: Brewer Hicklen, 5/28 @ St. Paul (10-6 Loss)

PITCHING HIGHS

MOST RUNS ALLOWED, GAME	14 (3x)	Last: 5/27 @ St. Paul (14-1 Loss)
MOST RUNS ALLOWED, INNING	9, 7th Inning	5/28 @ St. Paul (10-6 Loss)
FEWEST HITS ALLOWED, GAME	2	7/18 vs. St. Paul (1-9 Win)
MOST HITS ALLOWED, GAME	18	5/9 @ Scranton/Wilkes-Barre (14-2 Loss)
MOST TOTAL BASES ALLOWED, GAME	34 (2x)	Last: 5/9 @ Scranton/Wilkes-Barre (14-2 Loss)
FEWEST STRIKEOUTS, GAME	3	4/18 vs. Gwinnett (4-1 Loss)
MOST STRIKEOUTS, GAME	15	5/11 @ Scranton/Wilkes-Barre (11 Innings)
FEWEST WALKS ALLOWED, GAME	0	7/2 vs. Iowa, G2 (6-2 Loss)
MOST WALKS ALLOWED, GAME	12	6/28 vs. Iowa (9-2 Loss)
MOST HOME RUNS ALLOWED, GAME	4 (2x)	Last: 5/31 vs. Memphis (9-4 Loss)
MOST WILD PITCHES	4 (2x)	Last: 7/19 vs. St. Paul (9-4 Loss)
MOST HIT BATTERS *	5	7/19 vs. St. Paul (9-4 Loss)

INDIVIDUAL PITCHING HIGHS

MOST RUNS ALLOWED, GAME	11	Jonathan Heasley	4/13 @ Iowa (14-1 Loss)
MOST EARNED RUNS ALLOWED, GAME ^	1	Jonathan Heasley	4/13 @ Iowa (14-1 Loss)
FEWEST HITS ALLOWED, GAME (STARTER)	1 (5x)	Last: Brad Keller (2.0 IP), 7/2 vs. Iowa, G1 (11-1 Win)	
MOST HITS ALLOWED, GAME	11	Jonathan Heasley	5/2 vs. Toledo (8-6 Win)
MOST HOME RUNS ALLOWED, GAME ^	5 (2x)	Last: Austin Cox, 5/31 vs. Memphis (9-4 Loss)	
MOST STRIKEOUTS	9	Ryan Yarbrough	6/29 vs. Iowa (8-3 Win)
MOST CONSECUTIVE STRIKEOUTS	5	Ryan Yarbrough	6/29 vs. Iowa (8-3 Win)
MOST WALKS ALLOWED, GAME	5 (2x)	Last: Jonathan Heasley, 6/18 vs. Columbus (6-4 Win)	
MOST HIT BATTERS, GAME	3	Jonah Dipoto	7/19 vs. St. Paul (9-4 Loss)
MOST WILD PITCHES, GAME	3	Jackson Kowar	7/19 vs. St. Paul (9-4 Loss)
MOST INNINGS PITCHED, STARTER	7.0	Jonathan Heasley	4/19 vs. Gwinnett (6-2 Loss)
MOST PITCHES THROWN, STARTER	104	Jonathan Heasley	4/25 @ Nashville (8-3 Loss)
MOST INNINGS PITCHED, RELIEVER	4.1 (2x)	Last: Jonathan Bowlan, 7/2 vs. Iowa, G1 (11-1 Win)	
MOST PITCHES THROWN, RELIEVER	94	Jonathan Bowlan	7/2 vs. Iowa, G1 (11-1 Win)

^ Indicates Storm Chasers Record Tied

* Indicates Storm Chasers Record Set

STATCAST LEADERS (TOP 10)

LONGEST MEASURED HOMER DISTANCE			HIGHEST BATTED BALL EXIT VELOCITY			HIGHEST PITCH VELOCITY			HIGHEST PITCH SPIN RATE		
Player	Distance (Pitcher)	Date	Player	Exit Velo (Batted Ball Type)	Date	Player	Pitch Velo (Pitch Result)	Date	Player	Spin Rate (Pitch Type)	Date
Tyler Gentry	471 (2-Run off Connor Thomas)	5/30 vs. MEM	CJ Alexander	115.3 (Double vs. Reese Olson)	4/7 vs. TOL	Will Klein	100.7 (Richie Martin, Foul Ball)	6/21 @ ROC	Josh Dye	3,329 (81.2MPH Changeup vs. Joe Hudson)	4/21 vs. GWN
Dairon Blanco	455 (Solo off Simeon Woods Richardson)	5/23 @ STP	Drew Waters	111.8 (Double vs. Sam Clay)	5/19 vs. TOL	Will Klein	100.3 (Jake Slaughter, Strikeout)	7/3 vs. IOW	Jon Heasley	3,090 (93.8MPH 45-Fastball vs. Abraham Toro)	3/31 @ NAS
Brewer Hicklen	443 (3-Run off Miguel Diaz)	5/18 vs. TOL	Brewer Hicklen	111.7 (Single vs. Kent Emanuel)	6/9 @ IND	Will Klein	100.2 (Richie Martin, Foul Ball)	6/21 @ ROC	Josh Staumont	3,058 (81.0MPH Curveball vs. Miguel Andujar)	3/31 @ IND
Nick Loftin	433 (3-Run off Brent Headrick)	5/24 @ STP	Jose Briceño	111.5 (Groundout vs. Jared Jones)	7/16 vs. IND	Will Klein	100.2 (Zack Collins, Strikeout)	6/14 vs. COL	Jonah Dipoto	3,028 (82.2MPH Slider vs. Vaughn Grissom)	7/4 @ GWN
Tyler Gentry	431 (3-Run off Hunter Stratton)	6/10 @ IND	CJ Alexander	110.6 (Lineout vs. Cody Bolton)	6/10 @ IND	Will Klein	99.9 (Matt Mervis, Strikeout)	7/3 vs. IOW	Jonah Dipoto	3,010 (80.5MPH Curveball vs. Kramer Robertson)	5/31 vs. MEM
Brewer Hicklen	428 (2-Run off Juan Minaya)	7/14 vs. IND	Brewer Hicklen	110.4 (Double vs. Robert Gasser)	4/30 @ NAS	Will Klein	99.7 (Alex Call, Single)	6/25 @ ROC	Jonah Dipoto	3,008 (80.8MPH Slider vs. Masyn Winn)	5/31 vs. MEM
Freddy Fermin	428 (2-Run off Ashton Goudeau)	4/8 vs. TOL	CJ Alexander	109.9 (Home vs. Mitch Spence)	5/14 @ SWB	Will Klein	99.3 (Mark Contreras, Lineout)	7/19 vs. STP	Jonah Dipoto	3,004 (81.1MPH Slider vs. Ivan Herrera)	5/31 vs. MEM
Brewer Hicklen	426 (Solo off Ryan Loutos)	6/1 vs. MEM	Dairon Blanco	109.6 (Double Play vs. Kervin Castro)	4/7 vs. TOL	Will Klein	99.3 (Richie Martin Foul Ball)	6/25 @ ROC	Jonah Dipoto	3,004 (80.0MPH Curveball vs. Ivan Herrera)	5/31 vs. MEM
Johan Camargo	426 (Solo off Randy Dobnak)	5/27 @ STP	Brewer Hicklen	109.5 (Home vs. D.J. Snelten)	5/14 @ SWB	Will Klein	99.3 (Alex Call, Single)	6/21 @ ROC	Jonah Dipoto	3,002 (80.8MPH Slider vs. Luken Baker)	6/2 vs. MEM
Jakson Reetz	426 (Solo off Andrew Abbott)	5/7 vs. LOU	Brewer Hicklen	109.4 Groundout vs. Tyler Chatwood)	6/10 @ IND	Jakson Kowar	99.3 (Justin Dean, Ball)	4/18 vs. GWN	Drew Parrish	3,000 (86.7MPH Sinker vs. Nick Solak)	4/22 vs. GWN

THE LAST TIME OMAHA...

THREW A PERFECT GAME.....
THREW A 9-INNING NO-HITTER.....6/20/1988 vs. Columbus (Luis Aquino, 2-0 win)
THREW A 7-INNING NO-HITTER.....7/13/1990 @ Iowa [G1] (Gene Walter, 3-0 win)
THREW A COMBINED NO-HITTER.....4/17/1997 vs. Oklahoma City (Jim Converse and Allen McMill, 2-0 win)

THREW A COMBINED 1-HITTER (9 Innings).....8/26/2019 vs. Nashville (5-0 Win)
Pitchers: Arnaldo Hernandez (8.0 IP), Gabe Speier (1.0 IP)
THREW A COMBINED 1-HITTER (7 Innings).....7/18/2023 vs. St. Paul (1-0 Win)
Pitchers: Anthony Veneziano (5.0 IP), James McArthur (2.2 IP) & Walter Pennington (1.1 IP)
THREW A COMBINED 2-HITTER (7 Innings).....
GOT NO-HIT (9 INNINGS).....June 7, 2017 vs. Nashville (4-0 Loss)
Pitchers: Chris Smith, Sean Doolittle, Tucker Healy and Simon Castro,
GOT NO-HIT (LESS THAN 9 INNINGS).....6/29/2008 vs. Oklahoma [G1] (Dustin Nippert, 2-0 loss)
GOT 1-HIT.....8/15/2021 vs. Iowa (10-0 Loss)
GOT 2-HIT.....5/20/2023 vs. Toledo (4-1 Loss)

THREW A COMBINED 9-INNING SHUTOUT.....7/18/2023 vs. St. Paul (1-0 Win)
Pitchers: Anthony Veneziano (5.0 IP), James McArthur (2.2 IP) & Walter Pennington (1.1 IP)
THREW SHUTOUTS IN 3 STRAIGHT GAMES.....8/7/2018 vs. Salt Lake and 8/9 and 8/10/2018 @ Round Rock (5-0, 9-0, 2-0)
THREW BACK-TO-BACK SHUTOUTS.....8/9 and 8/10/2018 @ Round Rock (9-0 Win & 2-0 Win)
GOT SHUT OUT (9 INNINGS).....4/26/2023 @ Nashville (5-0 Loss)
GOT SHUT OUT IN BACK-TO-BACK GAMES.....7/23 and 7/24/2022 vs. Iowa (10-0 Loss, 7-0 Loss)
GOT SHUT OUT IN 3 STRAIGHT GAMES.....N/A (Since 2005)
GOT SHUT OUT (LESS THAN 9 INNINGS).....5/28, 2022 @ Louisville [G2] (3-0 Loss)

HAD A 11-GAME WINNING STREAK.....June 6 to June 18, 2023
HAD A 10-GAME WINNING STREAK.....June 5 to June 16, 2012
HAD A 9-GAME WINNING STREAK.....May 22 to June 1, 2021
HAD A 8-GAME WINNING STREAK.....May 23 to May 30, 2010
HAD A 7-GAME WINNING STREAK.....July 21 to July 26, 2015
HAD A 6-GAME WINNING STREAK.....August 25 to August 31, 2021

LOST 10 GAMES IN A ROW.....August 6 to August 16, 2006
LOST 8 GAMES IN A ROW.....June 6 to June 14, 2016
LOST 7 GAMES IN A ROW.....April 20 to April 28, 2019
LOST 6 GAMES IN A ROW.....May 4 to May 9, 2018

STRUCK OUT 19+ OPPOSING HITTERS.....5/6/2021 vs. St. Paul (19)
STRUCK OUT 17+ OPPOSING HITTERS.....5/6/2021 vs. St. Paul (19)
STRUCK OUT 15+ OPPOSING HITTERS.....5/11/2023 @ Scranton/Wilkes-Barre (15)
STRUCK OUT 10+ OPPOSING HITTERS.....7/18/2023 vs. St. Paul (10)

SCORED 20+ RUNS IN ONE GAME.....7/4/2022 vs. Toledo (20)
SCORED 15+ RUNS IN ONE GAME.....6/8/2023 @ Indianapolis (15)
SCORED 10+ RUNS IN ONE GAME.....7/3/2023 vs. Iowa, G1 (11)
ALLOWED 20+ RUNS IN ONE GAME.....9/11/2021 @ St. Paul (21)
ALLOWED 15+ RUNS IN ONE GAME.....9/11/2022 vs. Indianapolis (19)
ALLOWED 10+ RUNS IN ONE GAME.....7/16/2023 vs. Indianapolis (11)

HAD 27+ HITS IN ONE GAME.....7/4/2022 vs. Toledo (27)
HAD 25+ HITS IN ONE GAME.....7/4/2022 vs. Toledo (27)
HAD 20+ HITS IN ONE GAME.....7/4/2022 vs. Toledo (27)
HAD 15+ HITS IN ONE GAME.....7/3/2023 vs. Iowa, G1 (16)
HAD 10+ HITS IN ONE GAME.....7/16/2023 vs. Indianapolis (10)
ALLOWED 22+ HITS IN ONE GAME.....8/2/2019 @ Reno (23)
ALLOWED 20+ HITS IN ONE GAME.....8/2/2019 @ Reno (23)
ALLOWED 15+ HITS IN ONE GAME.....5/27/2023 @ St. Paul (16)
ALLOWED 10+ HITS IN ONE GAME.....7/16/2023 vs. Indianapolis (14)

WALKED 14+ TIMES IN ONE GAME.....4/14/2022 vs. Louisville (14)
WALKED 10+ TIMES IN ONE GAME.....6/10/2023 @ Indianapolis (10)
WALKED 8+ TIMES IN ONE GAME.....7/7/2023 @ Gwinnett (8)
ALLOWED 13+ WALKS IN ONE GAME.....5/8/2007 vs. Sacramento (13)
ALLOWED 10+ WALKS IN ONE GAME.....7/19/2023 vs. St. Paul (11)
ALLOWED 8+ WALKS IN ONE GAME.....7/19/2023 vs. St. Paul (11)

HIT 9+ HOME RUNS IN A GAME.....7/3/2022 vs. Toledo (9)
HIT 7+ HOME RUNS IN A GAME.....7/3/2022 vs. Toledo (9)
HIT 5+ HOME RUNS IN A GAME.....7/3/2022 vs. Toledo (9)
HIT 3+ HOME RUNS IN A GAME.....7/15/2023 vs. Indianapolis (3)
ALLOWED 7+ HOME RUNS IN A GAME.....9/5/2021 vs. Toledo (7)
ALLOWED 5+ HOME RUNS IN A GAME.....5/31/2023 vs. Memphis (6)
ALLOWED 3+ HOME RUNS IN A GAME.....7/16/2023 vs. Indianapolis (4)

HAD 2 PLAYERS HIT 2 HOME RUNS IN A GAME.....Nate Eaton & Roman Quinn, 7/4/2022 vs. Toledo (20-6 win)
HIT BACK-TO-BACK HOME RUNS.....4/5/2023 vs. Toledo, 6th inning (7-6 loss)
Tyler Gentry (3-run) & Logan Porter (solo)
HIT 3 STRAIGHT HOME RUNS.....5/21/2021 @ Iowa, 9th Inning (9-8 loss)
Anderson Miller (2-run), Sebastian Rivero (solo), Gabriel Cancel (solo)

SCORED 10+ RUNS IN AN INNING.....10 Runs, 5th Inning - 6/8/2023 @ Indianapolis (15-7 win)
SCORED 7+ RUNS IN AN INNING.....7 Runs, 4th Inning - 6/17/2023 vs. Columbus (13-4 win)
SCORED 5+ RUNS IN AN INNING.....5 Runs, 6th Inning - 7/7/2023 @ Gwinnett (7-1 win)
SCORED 5+ RUNS IN AN EXTRA INNING.....6 Runs, 11th Inning - 8/3/2021 @ Columbus (11-7 win)
ALLOWED 10+ RUNS IN AN INNING.....10 Runs, 6th Inning - 7/16/2012 vs. Oklahoma City (16-6 loss)
ALLOWED 7+ RUNS IN AN INNING.....8 Runs, 6th Inning - 7/9/2023 @ Gwinnett (8-1 loss)
ALLOWED 5+ RUNS IN AN INNING.....6 Runs, 5th Inning - 7/16/2023 vs. Indianapolis (11-4 loss)
ALLOWED 5+ RUNS IN AN EXTRA INNING.....6 Runs, 12th Inning - 7/7/2017 vs. Colorado Springs (8-4 loss)

WON A GAME BY 15+ RUNS.....14 Runs - 7/4/2023 vs. Toledo (20-6 win)
WON A GAME BY 10+ RUNS.....10 Runs - 7/3/2023 vs. Iowa, G1 (11-1 win)
LOST A GAME BY 15+ RUNS.....16 Runs - 9/11/2022 vs. Indianapolis, (19-3 loss)
LOST A GAME BY 10+ RUNS.....13 Runs - 5/27/2023 @ St. Paul (14-1 loss)

SCORED 12+ RUNS IN CONSECUTIVE GAMES.....9/25/2021 and 9/26/2021 vs. Indianapolis (12-3 Win & 17-12 loss)
SCORED 10+ RUNS IN CONSECUTIVE GAMES.....6/26/2022 vs. Columbus & 6/28/2022 @ St. Paul (17-4 Win, 11-2 win)
SCORED JUST ONE RUN WITHOUT AN RBI.....5/4/2019 vs. Iowa (6-1 loss)
SCORED MULTIPLE RUNS WITHOUT AN RBI.....4/30/2018 @ Iowa (10-3 loss)
SCORED MORE RUNS THAT RECORDED HITS.....6/14/2023 vs. Columbus (6-1 win, 6 runs on 5 hits)

TURNED 6 DOUBLE PLAYS IN ONE GAME.....8/25/08 vs. New Orleans
TURNED 5 DOUBLE PLAYS IN ONE GAME.....4/1/2023 @ Indianapolis
TURNED 4 DOUBLE PLAYS IN ONE GAME.....5/9/2023 @ Scranton/Wilkes-Barre
TURNED 3+ DOUBLE PLAYS IN ONE GAME.....6/16/2023 vs. Columbus (3)
TURNED A TRIPLE PLAY.....5/13/2023 @ Scranton/WB, 5th Inning (8-6 loss)
6-4-3-5 (Fielders: Angelo Castellano to Samad Taylor to CJ Alexander to Nick Loftin | Batter: Ben Rortvedt)
HIT INTO A TRIPLE PLAY.....7/9/2023 @ Gwinnett, Adeiny Hechavarria, 7th Inning (8-1 loss)
5-4-3 (Fielders: Daniel Robertson to Vaughn Grissom to Joe Dunand)

COMMITTED 6 ERRORS.....5/10/2012 @ Sacramento
COMMITTED 5 ERRORS.....4/16/2006 @ Memphis
COMMITTED 4 ERRORS.....6/29/2022 @ St. Paul
COMMITTED 3+ ERRORS.....5/27/2023 @ St. Paul (3)

EVERY STORM CHASER IN THE STARTING LINEUP HAD A HIT.....6/29/2023 vs. Iowa
EVERY STORM CHASER IN THE STARTING LINEUP SCORED A RUN.....6/17/2023 vs. Columbus
EVERY STORM CHASER IN THE STARTING LINEUP HAD A HIT AND SCORED A RUN.....
LINEUP BATTED AROUND TWICE IN ONE GAME.....3rd and 4th Innings - 6/17/2023 vs. Columbus

WON ON THE LAST AT-BAT OF THE GAME (WALK-OFF WIN).....7/18/2023 vs. St. Paul (1-0 Win, 9 innings)
LOST ON THE LAST AT-BAT OF THE GAME (WALK-OFF LOSS).....7/5/2023 @ Gwinnett (8-6 Loss, 10 innings)
PLAYED BACK-TO-BACK EXTRA-INNING GAMES.....7/2 and 7/3/2019 @ Round Rock (7-6 Loss & 9-8 Loss, both 10 innings)

WON BOTH GAMES OF A DOUBLEHEADER.....8/22/2022 vs. Scranton/Wilkes-Barre (9-4 Win & 12-10 Win)
PITCHED SHUTOUTS IN BOTH GAMES OF A DOUBLEHEADER.....N/A (Since 2005)
LOST BOTH GAMES OF A DOUBLEHEADER.....8/29/2018 vs. Colorado Springs (3-2 Loss & 7-0 Loss)
SHUT OUT IN BOTH GAMES OF A DOUBLEHEADER.....6/2/2013 vs. Memphis (7-0 Loss, 5-0 Loss)

OPPOSING HITTER HAD A 3-HOMER GAME.....Christian Encarnacion-Strand, 5/4/2023 vs. Louisville
OPPOSING HITTER HIT FOR THE A CYCLE.....Matt McClain, 5/4/2023 vs. Louisville

THE LAST TIME AN OMAHA HITTER...

HAD 6 HITS IN ONE GAME.....Matt Diaz, 7/27/2005 @ Portland
HAD 5 HITS IN ONE GAME.....Dairon Blanco, 9/15/2022 @ Columbus
HAD 4 HITS IN ONE GAME.....John Rave, 6/18/2023 vs. Columbus
HAD 3 HITS IN ONE GAME.....Angelo Castellano, 7/15/2023 vs. Indianapolis

HIT 3 HOME RUNS IN ONE GAME.....Ryan McBroom, 6/13/2021 @ St. Paul
HIT 2 HOME RUNS IN ONE GAME.....Brewer Hicklen, 7/14/2023 vs. Indianapolis
HIT 2 TRIPLES IN ONE GAME.....Angel Franco, 5/6/2016 @ Iowa
HAD 4 DOUBLES IN ONE GAME.....Jordan Parraz, 5/18/2010 @ Las Vegas
HIT 3 DOUBLES IN ONE GAME.....Dairon Blanco, 9/15/2022 @ Columbus
HIT 2 DOUBLES IN ONE GAME.....Tucker Bradley, 7/18/2023 vs. St. Paul
HIT 2 SACRIFICE FLIES IN ONE GAME.....Samad Taylor, 4/30/2023 @ Nashville

HIT A GRAND SLAM.....Adeiny Hechavarria, 6/22/2023 @ Rochester
HIT AN INSIDE-THE PARK HOME RUN.....John Rave, 6/18/2023 vs. Columbus
LED OFF A HOME GAME WITH A HOME RUN.....Nate Eaton, 6/17/2023 vs. Columbus
LED OFF A ROAD GAME WITH A HOME RUN.....Drew Waters, 8/16/2022 @ Louisville
HIT A PINCH-HIT HOME RUN.....Elier Hernandez, 5/22/2019 vs. Iowa
HIT A WALK-OFF HOME RUN.....Nate Eaton, 5/31/2022 vs. Indianapolis
HIT A WALK-OFF GRAND SLAM.....Jimmy Goveen, 5/7/2022 vs. Columbus
HIT A WALK-OFF PINCH-HIT HOME RUN.....Chad Santos, 8/23/2005 vs. New Orleans
HIT FOR THE CYCLE.....Jimmy Paredes, 5/12/2014 vs. New Orleans

HAD 11 RBI IN ONE GAME.....Mike Moustakas, 8/30/2010 vs. Round Rock
HAD 9 RBI IN ONE GAME.....Brett Eibner, 4/9/2014 vs. Memphis
HAD 8 RBI IN ONE GAME.....Jimmy Paredes, 5/12/2014 vs. New Orleans
HAD 7 RBI IN ONE GAME.....Brett Hayes, 4/14/2013 vs. Nashville
HAD 6 RBI IN ONE GAME.....Freddy Fermin, 4/8/2023 vs. Toledo
HAD 5 RBI IN ONE GAME.....Tyler Gentry, 6/8/2023 @ Indianapolis
HAD 4 RBI IN ONE GAME.....Adeiny Hechavarria, 6/22/2023 @ Rochester

SCORED 5 RUNS IN ONE GAME.....Brett Eibner, 5/12/2014 vs. New Orleans
SCORED 4 RUNS IN ONE GAME.....Maikel Garcia, 9/15/2022 @ Columbus
SCORED 3 RUNS IN ONE GAME.....Logan Porter, 7/15/2023 vs. Indianapolis

WALKED 4 TIMES IN ONE GAME.....MJ Melendez, 8/22/2022 vs. Columbus
WALKED 3 TIMES IN ONE GAME.....Samad Taylor, 7/7/2023 @ Gwinnett

STOLE 4 BASES IN ONE GAME.....Samad Taylor, 7/5/2023 @ Gwinnett
STOLE 3 BASES IN ONE GAME.....Dairon Blanco, 6/10/2023 @ Indianapolis
STOLE 2 BASES IN ONE GAME.....Samad Taylor, 6/14/2023 vs. Columbus

STRUCK OUT 5 TIMES IN ONE GAME.....Drew Waters, 8/10/2022 @ Toledo
STRUCK OUT 4 TIMES IN ONE GAME.....Jermaine Palacios, 6/22/2023 @ Rochester
STRUCK OUT 3 TIMES IN ONE GAME.....Nate Eaton, 7/9/2023 @ Gwinnett

REACHED BASE 6 TIMES IN ONE GAME.....Nicky Lopez, 7/27/2018 @ Fresno
REACHED BASE 5 TIMES IN ONE GAME.....Samad Taylor, 6/10/2023 @ Indianapolis
REACHED BASE 4 TIMES IN ONE GAME.....Tyler Gentry, 7/7/2023 @ Gwinnett

REACHED BASE IN EVERY TRIP TO THE PLATE (6 PA).....Brett Eibner, 4/9/2014 vs. Memphis
REACHED BASE IN EVERY TRIP TO THE PLATE (5 PA).....Dairon Blanco, 5/25/2023 @ St. Paul
REACHED BASE IN EVERY TRIP TO THE PLATE (4 PA).....John Rave, 7/2/2023 vs. Iowa [G1]
REACHED BASE IN EVERY TRIP TO THE PLATE (3 PA).....Angelo Castellano, 7/2/2023 vs. Iowa [G1]

HAD 2 HOME RUNS IN THE SAME INNING.....Brett Eibner: 5th Inning, 5/12/2015 vs. Memphis
HAD 2 DOUBLES IN THE SAME INNING.....Clay Duncan: 6th Inning, 6/26/2022 vs. Columbus
HAD 2 HITS IN THE SAME INNING.....Angelo Castellano: 3rd Inning, 7/2/2023 vs. Iowa [G1]
HAD 2 WALKS IN THE SAME INNING.....Samad Taylor: 5th Inning, 6/8/2023 @ Indianapolis
REACHED 2 TIMES IN THE SAME INNING.....Angelo Castellano: 3rd Inning, 7/2/2023 vs. Iowa [G1]
SCORED 2 RUNS IN THE SAME INNING.....Dairon Blanco & Samad Taylor: 5th Inning, 6/8/2023 @ Indianapolis

HIT HOME RUNS IN 6 STRAIGHT GAMES.....Steve Sisco, June 13 to June 21, 1998
HIT HOME RUNS IN 5 STRAIGHT GAMES.....Cory Aldridge, July 27 to August 8, 2009
HIT HOME RUNS IN 4 STRAIGHT GAMES.....Nick Pratto, August 19 to August 22, 2021
HIT HOME RUNS IN 3 STRAIGHT GAMES.....Brent Rooker, September 23 to September 26, 2022
HIT HOME RUNS IN BACK-TO-BACK GAMES.....CJ Alexander, June 7 and 8, 2023
HIT HOME RUNS IN BOTH GAMES OF A DOUBLEHEADER.....Nick Pratto, 4/7/2022 @ Indianapolis
HIT HOME RUNS FROM BOTH SIDES OF THE PLATE, GAME.....Tim Raines Jr., 8/20/2009 @ Tacoma
HIT HOME RUN IN FIRST OMAHA AT-BAT.....Jakson Reetz, 8/28/2022 vs. Scranton/WB [G1]

HAD 2+ HITS IN 7 STRAIGHT GAMES.....Johnny Giavotella, August 3 to August 14, 2014
HAD 2+ HITS IN 6 STRAIGHT GAMES.....Dairon Blanco, September 10 to September 17, 2022
HAD 2+ HITS IN 5 STRAIGHT GAMES.....MJ Melendez, September 25 to October 2, 2021

HAD A 20+ GAME HITTING STREAK.....Frank Schwindel, 20 Games: July 22 to August 13, 2018
HAD A 18+ GAME HITTING STREAK.....Frank Schwindel, 20 Games: July 22 to August 13, 2018
HAD A 16+ GAME HITTING STREAK.....Frank Schwindel, 20 Games: July 22 to August 13, 2018
HAD A 14+ GAME HITTING STREAK.....Dairon Blanco, 15 Games: May 15 to July 10, 2022
HAD A 12+ GAME HITTING STREAK.....Nick Loftin, 12 Games: May 16 to May 30, 2023

HAD A 40+ GAME REACHED BASE STREAK.....Shane Costa, 46 Games: April 14 to August 8, 2007
HAD A 35 to 39 GAME REACHED BASE STREAK.....Alex Gordon, 39 Games: May 9 to June 19, 2010
HAD A 30 to 34 GAME REACHED BASE STREAK.....Logan Porter, 30 Games: May 25 to July 9, 2023
HAD A 25 to 29 GAME REACHED BASE STREAK.....Kelvin Gutierrez, 25 Games: April 5 to June 16, 2019
HAD A 20 to 24 GAME REACHED BASE STREAK.....John Rave, 20 Games: June 13 to July 9, 2023

THE LAST TIME AN OMAHA PITCHER...

THREW A 1-HITTER (9 Innings).....Luis Mendoza, 7/18/2011 @ Memphis
THREW A 1-HITTER (7 Innings).....Jeff Suppan, 6/21/2011 @ Nashville
THREW A 2-HITTER (9 Innings).....Arnaldo Hernandez, 7/21/2018 vs. Round Rock [G1]
THREW A 2-HITTER (7 Innings).....

THREW A 9-INNING COMPLETE GAME SHUTOUT.....Luis Mendoza, 7/18/2011 @ Memphis
THREW A 7-INNING COMPLETE GAME SHUTOUT.....Jake Kalish, 7/2/2018 vs. Nashville [G1]
THREW A 5-INNING COMPLETE GAME SHUTOUT.....Anthony Lerew, 8/31/2010 vs. Round Rock

THREW A 9-INNING COMPLETE GAME.....Arnaldo Hernandez, 8/15/2018 vs. Oklahoma City
THREW AN 8-INNING COMPLETE GAME.....John Lannan, 6/16/2016 @ Oklahoma City
THREW A 7-INNING COMPLETE GAME.....Austin Cox, 8/28/2022 vs. Scranton/WB [G1]
THREW A 6-INNING COMPLETE GAME.....Matt Wright, 8/8/2008 @ Nashville [G2]
THREW A 5-INNING COMPLETE GAME.....Trevor Oaks, 6/6/2018 vs. Salt Lake

STRUCK OUT 12 IN A GAME.....Jakob Junis, 5/26/2017 @ Nashville
STRUCK OUT 11 IN A GAME.....John Lamb, 7/9/2014 vs. Iowa
STRUCK OUT 10 IN A GAME.....Jackson Kowar, 7/3/2021 @ St. Paul

WALKED 7 IN A GAME.....Josh Staumont, 5/24/2017 @ Nashville
WALKED 6 IN A GAME.....Drew Parrish, 6/22/2022 vs. Columbus
WALKED 5 IN A GAME.....Jonathan Heasley, 6/18/2023 vs. Columbus

ALLOWED 6 HOME RUNS IN A GAME.....Matt Wright, 8/18/2007 vs. Albuquerque
ALLOWED 5 HOME RUNS IN A GAME.....Austin Cox, 5/31/2023 vs. Memphis
ALLOWED 4 HOME RUNS IN A GAME.....Jake Kalish, 9/24/2021 vs. Indianapolis
ALLOWED 3 HOME RUNS IN A GAME.....Jonathan Bowlan, 6/22/2023 @ Rochester
ALLOWED 2 HOME RUNS IN A GAME.....Alex Zerpa, 7/14/2023 vs. Indianapolis

THREW 120+ PITCHES IN A GAME.....Brett Tomko, 5/8/2014 @ Round Rock (127)
THREW 115+ PITCHES IN A GAME.....Luke Farrell, 6/8/2017 vs. Nashville (116)
THREW 110+ PITCHES IN A GAME.....Christian Binford, 9/3/2017 vs. Iowa (110)
THREW 100+ PITCHES IN A GAME.....Max Castillo, 6/3/2023 vs. Memphis (100)
THREW 95+ PITCHES IN A GAME.....Alec Marsh, 6/25/2023 @ Rochester (97)
THREW 90+ PITCHES IN A GAME.....Jonathan Bowlan, 7/2/2023 vs. Iowa, G1 (94)

THREW A QUALITY START.....Ryan Yarbrough, 7/6/2023 @ Gwinnett
WON HIS OMAHA DEBUT.....Jonathan Bowlan, 6/22/2023 @ Rochester
THREW A AN IMMACULATE INNING.....Anthony Swarzak, 6/3/2021 vs. Iowa

AFTER-INNING RECORDS

	LEADING	TRAILING	TIED
AFTER 1 INNING	16 - 9	10 - 14	17 - 22
AFTER 2 INNINGS	28 - 10	11 - 19	5 - 15
AFTER 3 INNINGS	26 - 11	7 - 24	10 - 10
AFTER 4 INNINGS	31 - 12	7 - 26	5 - 7
AFTER 5 INNINGS	32 - 12	7 - 29	4 - 5
AFTER 6 INNINGS	33 - 10	6 - 33	4 - 2
AFTER 7 INNINGS	34 - 7	5 - 33	3 - 4
AFTER 8 INNINGS	36 - 2	2 - 36	4 - 5

STORM CHASERS BIG INNINGS

DATE	INNING	RUNS
1. June 8 @ Indianapolis	Top 5th	10
2. June 17 vs. Columbus	Bottom 4th	7
May 17 vs. Toledo	Bottom 1st	7
April 2 @ Indianapolis	Top 8th	7
5. July 2 vs. Iowa [G1]	Bottom 3rd	6
June 2 vs. Memphis	Bottom 5th	6
May 18 vs Toledo	Bottom 8th	6
April 8 vs. Toledo	Bottom 3rd	6

SCORE BY INNINGS

	1	2	3	4	5	6	7	8	9	10	11+	TOTAL
Omaha	59	50	60	57	72	54	47	48	46	1	1	495
Opponents	53	54	54	48	60	86	51	59	38	2	0	505
Difference	6	-4	6	9	12	-32	-4	-11	8	-1	1	-10

SCORE BY INNINGS V. ST. PAUL	1	2	3	4	5	6	7	8	9	10	11+	TOTAL
Omaha	3	4	8	2	6	0	4	2	6	0	0	35
St. Paul	2	9	1	1	13	5	9	7	5	0	0	52
vs. St. Paul Difference	1	-5	7	1	-7	-5	-5	-5	1	0	0	-17

MULTI-RUN INNINGS

	2	3	4	5	6	7	8	9	10+	TOTAL
Storm Chasers	65	32	16	3	4	3	-	-	1	124
Opponents	65	27	12	6	6	2	2	1	-	121

RECORD BY RUNS SCORED/ALLOWED

RUNS	0	1	2	3	4	5	6	7	8	9	10	11	12	13+
SCORED	0 - 1	1 - 6	1 - 10	1 - 6	5 - 6	1 - 6	8 - 8	4 - 1	6 - 0	5 - 0	3 - 1	3 - 0	1 - 0	4 - 0
ALLOWED	2 - 0	8 - 0	6 - 0	8 - 2	6 - 6	2 - 3	4 - 6	2 - 4	3 - 7	2 - 8	0 - 2	0 - 1	0 - 2	0 - 4

RECORD BY MARGIN OF VICTORY/DEFEAT

1 Run	2 Runs	3 Runs	4 Runs	5 Runs	6 Runs	7 Runs	8 Runs	9 Runs	10+ Runs
7 - 12	9 - 5	3 - 7	9 - 4	7 - 4	1 - 4	0 - 5	3 - 1	2 - 0	2 - 3

2023 STORM CHASERS MONTH BY MONTH

HITTING

MONTH	AVG	G	AB	R	H	TB	2B	3B	HR	RBI	BB	IBB	SO	SB	CS	OBP	SLG	OPS	SAC	SF	HBP	GIDP	LOB
MARCH	.300	1	40	8	12	16	2	1	0	8	9	0	12	5	0	.429	.400	.829	0	0	0	0	14
APRIL	.250	24	799	124	200	352	49	2	33	118	99	0	204	38	8	.337	.441	.778	1	11	11	24	156
MAY	.269	26	885	148	238	386	53	7	27	131	120	0	218	58	13	.366	.436	.802	1	6	19	28	198
JUNE	.281	24	804	152	226	362	55	3	25	142	125	2	216	45	7	.380	.450	.830	7	15	13	20	184
JULY	.261	13	426	63	111	196	25	3	18	59	46	1	104	13	4	.334	.460	.794	0	4	3	7	82
AUGUST																							
SEPTEMBER																							
TOTAL	.266	88	2954	495	787	1312	184	16	103	458	399	3	754	159	32	.359	.444	.803	9	36	46	79	634

PITCHING

MONTH	W	L	ERA	G	GS	CG	SHO	GF	HLD	SV	SVO	IP	H	R	ER	HR	HB	BB	SO	WP	BK	WHIP	AVG
MARCH	1	0	6.00	1	1	0	0	1	0	1	1	9.0	11	6	6	1	1	2	7	0	1	1.44	.297
APRIL	9	15	5.65	24	24	0	0	24	11	3	7	212.0	238	149	133	30	17	104	198	16	2	1.61	.284
MAY	12	14	5.61	26	26	0	1	26	17	6	12	229.1	247	162	143	46	15	126	235	13	1	1.63	.278
JUNE	17	7	4.35	24	24	0	0	24	17	6	11	215.1	187	109	104	26	7	127	219	13	1	1.46	.232
JULY	4	9	5.97	13	13	0	1	13	1	1	4	110.0	104	79	73	18	9	72	117	7	1	1.60	.252
AUGUST																							
SEPTEMBER																							
TOTAL	43	45	5.33	88	88	0	2	88	46	17	35	775.2	787	505	459	121	49	431	776	49	6	1.57	.264

2023 WALK-OFF TRACKER (2 FOR, 7 AGAINST)

GAME #	DATE	OPPONENT	FINAL (INN.)	PLAYER	WINNING RUN	PITCHER	HOW	OUTS	COUNT
23	April 28	@ Nashville	L, 4-3 (9)	Brian Navarreto	Skye Bolt	Josh Dye	Throwing error by 3B Maikel Garcia	2	1-0
24	April 29	@ Nashville	L, 6-5 (10)	Keston Hiura	Eddy Alvarez	Evan Sisk	Infield single to SS Angelo Castellano	1	2-1
33	May 10	@ Scranton/WB	L, 4-3 (9)	Michael Hermosillo	Michael Hermosillo	Dylan Coleman	Solo home run to LF	0	2-1
36	May 13	@ Scranton/WB	L, 8-6 (9)	Ben Rortvedt	Estevan Florial	Brooks Kriske	3-run home run to RCF	1	2-2
45	May 24	@ St. Paul	L, 6-5 (9)	Jose Miranda	Andrew Stevenson	Brooks Kriske	RBI single to LF	0	1-1
53	June 2	vs. Memphis	W, 10-9 (10)	Dairon Blanco	Brewer Hicklen	Jake Walsh	Sacrifice fly to RF	1	2-2
71	June 24	@ Rochester	L, 3-2 (9)	Richie Martin	Richie Martin	Christian Chamberlain	Wild Pitch	1	1-0
80	July 5	@ Gwinnett	L, 8-7 (10)	Luke Williams	Braden Shewmake	Brooks Kriske	RBI single to LF	0	2-1
87	July 18	vs. St. Paul	W, 1-0 (0)	CJ Alexander	Nick Loftin	Josh Winder	RBI single to LCF	2	1-1

Bold Indicates Omaha Walk-Off Win

2023 STORM CHASERS EJECTIONS (5)

DATE	INNING	WHO (POSITION) / # IN 2023	WHY	UMPIRE (POSITION)
1. April 21 vs. Gwinnett	▼ 6	Mike Jirschele (Manager) / 1st	Balls/Strikes	Takahito Matsuda (Home Plate)
2. April 21 vs. Gwinnett	▲ 7	Dane Johnson (Pitching Coach) / 1st	Balk	Takahito Matsuda (Home Plate)
3. April 21 vs. Gwinnett	▼ 8	CJ Alexander (Designated Hitter) / 1st	Balls/Strikes	Takahito Matsuda (Home Plate)
4. May 11 @ Scranton/WB	▼ 9	Mike Jirschele (Manager) / 2nd	Hit By Pitch	Robert Nunez (Home Plate)
5. June 20 @ Rochester	▼ 6	Mike Jirschele (Manager) / 3rd	Fair/Foul on Home Run	Steven Jaschinski (Home Plate)

HOME RUN BREAKDOWN

PLAYER	2023 TOTAL	HOME		ROAD		RHP			LHP			OUTS			RUNNERS ON				TIED GAME	GO AHEAD	DIRECTION					BESTS		LAST HOME RUN				
		0	1	2	0	1	2	0	1	2	3	0	1	2	3	LF	LCF	CF			RCF	RF	FT	MPH	DATE	OPPONENT	PITCHER	KIND	INN	PA SINCE		
19 CJ Alexander	11	5	6	11	-	6	2	3	7	3	1	-	2	3	1	-	2	4	4	422	109.9	7/15	vs. Indianapolis	H. Stratton	2-Run	▼ 7	10					
14 Logan Porter	10	6	4	3	6	6	3	1	8	2	-	-	-	1	7	2	-	1	-	417	106.6	7/15	vs. Indianapolis	J. Hernandez	2-Run	▼ 3	13					
28 Tyler Gentry	9	5	4	5	4	2	2	5	2	3	4	-	-	4	5	3	1	-	-	471	106.5	7/15	vs. Indianapolis	C. Alldred	3-Run	▼ 2	11					
13 Nick Loftin	9	4	5	5	4	5	2	2	5	1	3	-	2	2	6	1	2	-	-	433	105.6	5/30	vs. Memphis	J. Woodford	2-Run	▼ 1	20					
24 Nate Eaton	8	6	2	6	2	3	3	2	2	1	-	-	-	3	3	1	4	-	-	422	104.1	7/19	vs. St. Paul	A. Sanchez	2-Run	▼ 9	0					
18 Brewer Hicklen	7	5	2	5	2	3	2	2	3	3	1	-	-	2	2	3	1	1	-	443	109.5	7/14	vs. Indianapolis	J. Minaya	2-Run	▼ 9	9					
17 Angelo Castellano	6	6	-	5	1	1	2	3	2	4	-	-	1	2	5	1	-	-	-	401	102.8	7/2	vs. Iowa	R. Wick	Solo	▼ 5	29					
Samad Taylor	6	3	3	2	4	3	1	2	3	2	1	-	-	2	1	1	2	2	-	422	104.5	6/14	vs. Columbus	G. Williams	Solo	▼ 7	27					
Freddy Fermin	5	2	3	3	2	1	2	2	1	2	1	1	-	-	2	-	2	1	-	428	105.9	4/30	@ Nashville	R. Gasser	Solo	▲ 5	2					
3 Tucker Bradley	4	3	1	3	1	2	-	2	1	3	-	-	-	1	-	1	-	1	2	392	106.3	7/14	vs. Indianapolis	K. Emanuel	Solo	▼ 5	10					
Johan Camargo	4	2	2	4	-	2	1	1	3	1	-	-	-	3	1	-	1	2	-	426	107.6	6/14	vs. Columbus	G. Williams	Solo	▼ 4	2					
Jakson Reetz	4	3	1	1	3	1	2	1	2	1	-	1	-	2	4	-	-	-	-	426	104.4	5/21	vs. Toledo	B. Bristo	Solo	▼ 7	36					
11 Adeiny Hechavarria	3	2	1	3	-	-	1	2	1	-	1	1	1	1	-	2	-	1	-	411	100.5	7/16	vs. Indianapolis	J. Jones	3-Run	▼ 4	6					
7 John Rave	3	2	1	-	3	-	-	3	2	-	1	-	-	1	1	1	-	1	-	406	101.9	6/29	vs. Iowa	B. Little	Solo	▼ 7	62					
Dairon Blanco	3	-	3	3	-	1	1	1	3	-	-	-	-	1	1	1	1	-	-	455	105.2	5/23	@ St. Paul	S.WoodsRichardson	Solo	▲ 4	75					
22 Jermaine Palacios	2	1	1	1	1	1	-	1	-	2	-	-	-	1	1	1	-	-	-	409	101.9	7/7	@ Gwinnett	M. Swarmer	2-Run	▲ 6	7					
Kyle Isbel	2	1	1	2	-	1	1	-	2	-	-	-	-	2	-	-	1	-	1	406	104.3	6/23	@ Rochester	J. Adon	Solo	▲ 4	11					
Drew Waters	2	2	-	2	-	1	1	-	1	1	-	-	-	1	-	1	-	1	-	408	108.7	5/21	vs. Toledo	A. Goudeau	2-Run	▼ 6	12					
Nick Pratto	2	2	-	1	1	1	-	1	1	1	-	-	1	1	-	-	1	-	1	399	100.2	4/22	@ Scranton/WB	D. Dodd	2-Run	▼ 1	19					
6 Clay Dungan	1	-	1	1	-	1	-	-	1	-	-	-	1	-	-	-	-	1	-	388	104.0	5/9	@ Scranton/WB	M. Spence	Solo	▲ 3	147					
Franmil Reyes	1	1	-	-	1	-	-	1	-	1	-	-	-	-	-	1	-	-	-	389	100.8	5/7	vs. Louisville	A. Abbott	2-Run	▼ 5	1					
Maikel Garcia	1	1	-	1	-	-	1	-	1	-	-	-	-	1	-	-	-	-	1	349	94.3	4/4	vs. Toledo	A. Faedo	Solo	▼ 1	94					
	103	62	41	67	35	41	27	35	51	31	13	3	8	34	40	20	18	16	9													

INNING DISTRIBUTION

1st Inning	2nd Inning	3rd Inning	4th Inning	5th Inning	6th Inning	7th Inning	8th Inning	9th Inning	10th Inning	11th Inning
12	13	15	17	11	10	10	7	6	-	-

NOTABLE STORM CHASERS HOME RUNS

BACK-TO-BACK HOMERS (1)		2-HOMER GAMES (5)		3-HOMER GAMES (0)		GRAND SLAMS (3)	
PLAYERS	DATE/OPPONENT (INN.)	PLAYER (CAREER NO.)	DATE/OPPONENT	PLAYER (CAREER NO.)	DATE/OPPONENT	PLAYER (CAREER NO.)	DATE/OPPONENT (INN.)
Tyler Gentry & Logan Porter	4/5 vs. Toledo (6th)	Logan Porter (3rd)	4/5 vs. Toledo			Jakson Reetz (1st)	4/1 @ Indianapolis (5th)
		Freddy Fermin (4th)	4/8 vs. Toledo			Freddy Fermin (3rd)	4/8 vs. Toledo (3rd)
		Drew Waters (3rd)	5/21 vs. Toledo			Adeiny Hechavarria (3rd)	6/22 @ Rochester (4th)
		Nate Eaton (3rd)	6/17 vs. Columbus				
		Brewer Hicklen (9th)	7/14 vs. Indianapolis				

LEADOFF HOMERS (2)		INSIDE-THE PARK HOMERS (1)		PINCH-HIT HOMERS (0)		WALK-OFF HOMERS (0)	
PLAYER (CAREER NO.)	DATE/OPPONENT	PLAYER (CAREER NO.)	DATE/OPPONENT (INN.)	PLAYER (CAREER NO.)	DATE/OPPONENT (INN.)	PLAYER	DATE/OPPONENT
Samad Taylor (1st)	6/14 vs. Columbus	John Rave (1)	6/18 vs. Columbus (3rd)				
Nate Eaton (1st)	6/17 vs. Columbus						

HOME RUN SITUATION	# OF	DATE OF LAST	BATTER ('23 HR #)	PITCHER	COUNT	RUNNERS ON	OUTS	INNING	SCORE @ HR	FINAL
GO-AHEAD HOME RUN	34	July 15 vs. Indianapolis	Tyler Gentry (9)	Cam Alldred	2-1	2	1	▼ 2	3-0	W, 8-3
GAME-TYING HOME RUN	8	July 17 vs. Indianapolis	Adeiny Hechavarria (3)	Jared Jones	3-1	2	2	▼ 4	3-3	L, 11-4

NOTABLE OPPOSING HOME RUNS

BACK-TO-BACK HOMERS (3)		2-HOMER GAMES (3)		3-HOMER GAMES (1)		GRAND SLAMS (6)	
PLAYERS	DATE/OPPONENT (INN.)	PLAYER (CAREER NO.)	DATE/OPPONENT	PLAYER (CAREER NO.)	DATE/OPPONENT	PLAYER	DATE/OPPONENT (INN.)
Encarnacion-Strand & Benson	5/4 vs. Louisville (1st)	Jermaine Palacios (5th)	5/17 vs. Toledo	Christian Encarnacion-Strand (1)	5/4 vs. Louisville	Andy Ibañez	April 6 vs. Toledo (3rd)
Jordan Walker & Moisés Gómez	5/31 vs. Memphis (6th)	Moisés Gómez (7th)	5/31 vs. Memphis			Andrés Chaparro	May 9 @ Scranton/WB (7th)
Travis Blankenhorn & Matt Adams	6/22 @ Rochester (4th)	Liover Peguero (5th)	7/14 vs. Indianapolis			Jair Camargo	May 28 @ St. Paul (7th)
						Jesús Aguilar	July 5 @ Gwinnett (3rd)
						Joshua Fuentes	July 6 @ Gwinnett (4th)
						Endy Rodríguez	7/14 vs. Indianapolis (3rd)

LEADOFF HOMERS (5)		INSIDE-THE PARK HOMERS (0)		PINCH-HIT HOMERS (0)		WALK-OFF HOMERS (2)	
PLAYER	DATE/OPPONENT	PLAYER	DATE/OPPONENT (INN.)	PLAYER	DATE/OPPONENT (INN.)	PLAYER	DATE/OPPONENT
Christopher Morel	4/14 @ Iowa					Michael Hermosillo	5/10 @ Scranton/WB
Forrest Wall	4/19 vs. Gwinnett					Ben Rortvedt	5/13 @ Scranton/WB
Michael Siani	5/3 vs. Louisville						
Michael Siani	5/5 vs. Louisville						
Nick Gonzales	6/9 @ Indianapolis						

HR #	PLAYER (SEASON #)	GM # - DATE	OPPONENT	PITCHER	PITCH TYPE	DIRECTION	ON BASE	INNING	OUTS	COUNT	SCORE	FINAL	DISTANCE	EXIT VELO	LAUNCH ANGLE
1.	Logan Porter (1)	2 - April 1	@ Indianapolis	Caleb Smith (L)	4-seam FB	LF	0	▲4	1	2-2	3-0	W, 12-1	417 ft	106.6 mph	32°
2.	Jakson Reetz (1)	2 - April 1	@ Indianapolis	Caleb Smith (L)	Slider	LF	3	▲5	2	2-1	8-0	W, 12-1	408 ft	103.9 mph	25°
3.	Dairon Blanco (1)	3 - April 2	@ Indianapolis	Mike Burrows	4-seam FB	LCF	0	▲5	2	3-2	1-3	W, 8-3	411 ft	105.2 mph	23°
4.	Samad Taylor (1)	3 - April 2	@ Indianapolis	J.C. Flowers	4-seam FB	LF	0	▲8	0	2-1	2-3	W, 8-3	334 ft	104.5 mph	22°
5.	Nick Loftin (1)	3 - April 2	@ Indianapolis	Daniel Zamora (L)	4-seam FB	LF	2	▲8	1	1-2	5-3	W, 8-3	362 ft	97.2 mph	29°
6.	Maikel Garcia (1)	4 - April 4	vs. Toledo	Alex Faedo	4-seam FB	RF	0	▼1	1	2-1	1-0	L, 9-2	349 ft	94.3 mph	35°
7.	Tyler Gentry (1)	5 - April 5	vs. Toledo	Tyler Holton (L)	Cutter	CF	2	▼6	0	2-0	3-1	L, 7-6	417 ft	106.5 mph	27°
8.	Logan Porter (2)	5 - April 5	vs. Toledo	Tyler Holton (L)	Slider	LF	0	▼6	0	3-1	4-1	L, 7-6	346 ft	103.3 mph	37°
9.	Logan Porter (3)	5 - April 5	vs. Toledo	Matt Wisler	4-seam FB	RCF	0	▼8	0	2-2	5-6	L, 7-6	364 ft	94.7 mph	34°
10.	Nick Loftin (2)	6 - April 6	vs. Toledo	Brenan Haniffee	Slider	LCF	0	▼2	0	2-2	1-1	L, 8-5	401 ft	101.8 mph	32°
11.	CJ Alexander (1)	6 - April 6	vs. Toledo	Brenan Haniffee	Sinker	CF	0	▼4	1	2-2	3-6	L, 8-5	409 ft	101.1 mph	35°
12.	Logan Porter (4)	7 - April 7	vs. Toledo	Reese Olson	4-seam FB	LF	0	▼3	0	3-2	5-2	W, 9-4	395 ft	104.3 mph	45°
13.	Freddy Fermin (1)	8 - April 8	vs. Toledo	Will Vest	Slider	CF	3	▼3	2	0-0	6-1	W, 13-8	401 ft	102.1 mph	42°
14.	Angelo Castellano (1)	8 - April 8	vs. Toledo	Will Vest	4-seam FB	LCF	1	▼4	0	2-0	8-1	W, 13-8	401 ft	102.8 mph	33°
15.	Freddy Fermin (2)	8 - April 8	vs. Toledo	Ashton Goudeau	Changeup	CF	1	▼5	0	1-1	10-1	W, 13-8	428 ft	105.9 mph	28°
16.	CJ Alexander (2)	8 - April 8	vs. Toledo	Ashton Goudeau	Changeup	LF	0	▼7	0	1-0	11-8	W, 13-8	351 ft	92.4 mph	43°
17.	Angelo Castellano (2)	9 - April 9	vs. Toledo	Alex Faedo	4-seam FB	LF	0	▼3	1	0-0	1-0	L, 8-2	373 ft	98.0 mph	25°
18.	Samad Taylor (2)	10 - April 11	@ Iowa	Roenis Elias (L)	4-seam FB	CF	2	▲5	2	0-2	3-9	L, 9-6	405 ft	100.9 mph	25°
19.	Freddy Fermin (3)	10 - April 11	@ Iowa	Brandon Hughes (L)	4-seam FB	LF	1	▲6	2	0-1	6-9	L, 9-6	398 ft	100.3 mph	33°
20.	CJ Alexander (3)	11 - April 12	@ Iowa	Riley Thompson	Changeup	RF	0	▲2	0	1-0	2-1	W, 10-6	394 ft	104.3 mph	24°
21.	Tyler Gentry (2)	11 - April 12	@ Iowa	Riley Thompson	Slider	LF	0	▲3	2	1-2	3-1	W, 10-6	393 ft	103.3 mph	26°
22.	Tucker Bradley (1)	11 - April 12	@ Iowa	Rowan Wick	4-seam FB	RCF	1	▲6	2	1-1	7-3	W, 10-6	392 ft	98.2 mph	29°
23.	Nick Loftin (3)	11 - April 12	@ Iowa	Anthony Kay (L)	Slider	CF	0	▲8	0	2-1	8-6	W, 10-6	420 ft	104.3 mph	28°
24.	Nick Loftin (4)	12 - April 13	@ Iowa	Nick Neidert	4-seam FB	LF	0	▲4	2	3-2	1-11	L, 14-1	370 ft	100.4 mph	38°
25.	Nick Pratto (1)	15 - April 19	vs. Gwinnett	Beau Burrows	Slider	CF	0	▼2	0	1-2	1-1	L, 6-2	399 ft	100.2 mph	26°
26.	Logan Porter (5)	15 - April 19	vs. Gwinnett	Beau Burrows	Slider	LF	0	▼4	1	1-2	2-3	L, 6-2	350 ft	94.9 mph	50°
27.	CJ Alexander (4)	17 - April 21	vs. Gwinnett	Allan Winans	Changeup	RF	0	▼2	2	0-0	1-1	L, 7-3	395 ft	96.2 mph	37°
28.	Nick Pratto (2)	18 - April 22	vs. Gwinnett	Dylan Dodd (L)	Changeup	RF	1	▼1	2	3-1	2-0	L, 5-2	350 ft	88.4 mph	39°
29.	Nate Eaton (1)	22 - April 27	@ Nashville	Janson Junk	Sweeper	LF	0	▲2	2	2-2	1-0	W, 2-1	403 ft	103.0 mph	32°
30.	Freddy Fermin (4)	24 - April 29	@ Nashville	Robert Stock	4-seam FB	RCF	2	▲1	1	3-1	4-0	L, 6-5 (10)	381 ft	104.3 mph	23°
31.	Tyler Gentry (3)	25 - April 30	@ Nashville	Robert Gasser (L)	4-seam FB	LF	1	▲3	2	1-0	2-1	W, 10-6	391 ft	100.6 mph	33°
32.	Logan Porter (6)	25 - April 30	@ Nashville	Robert Gasser (L)	Slider	LF	0	▲4	0	2-1	3-1	W, 10-6	389 ft	102.3 mph	29°
33.	Freddy Fermin (5)	25 - April 30	@ Nashville	Robert Gasser (L)	Changeup	LF	0	▲5	1	2-0	5-1	W, 10-6	368 ft	94.8 mph	35°
34.	Nick Loftin (5)	28 - May 4	vs. Louisville	Silvino Bracho	Slider	LF	0	▼7	0	0-0	8-11	L, 12-10	365 ft	101.1 mph	19°
35.	Jakson Reetz (2)	29 - May 5	vs. Louisville	Brandon Williamson (L)	4-seam FB	LF	1	▼2	1	0-0	2-1	W, 6-2	346 ft	100.2 mph	27°
36.	Nick Loftin (6)	29 - May 5	vs. Louisville	Brandon Williamson (L)	Slider	CF	0	▼6	0	0-0	3-1	W, 6-2	395 ft	105.6 mph	24°
37.	Angelo Castellano (3)	30 - May 6	vs. Louisville	Ryan Nutof	Curveball	LF	1	▼7	2	2-2	8-8	W, 11-9	376 ft	95.2 mph	29°
38.	Jakson Reetz (3)	31 - May 7	vs. Louisville	Andrew Abbott (L)	Changeup	LF	0	▼4	1	2-0	1-0	L, 4-3	426 ft	104.4 mph	32°
39.	Franmil Reyes (1)	31 - May 7	vs. Louisville	Andrew Abbott (L)	Curveball	LCF	1	▼5	2	3-2	3-0	L, 4-3	389 ft	100.8 mph	29°
40.	Clay Dungan (1)	32 - May 9	@ Scranton/WB	Mitch Spence	4-seam FB	RCF	0	▲3	0	1-0	2-2	L, 14-2	388 ft	104.0 mph	28°
41.	Dairon Blanco (2)	33 - May 10	@ Scranton/WB	Luis Severino	Changeup	LF	0	▲3	0	0-1	1-1	L, 4-3	377 ft	99.6 mph	24°
42.	CJ Alexander (5)	34 - May 11	@ Scranton/WB	Colten Brewer	Slider	CF	0	▲9	0	1-1	3-1	W, 4-3 (11)	422 ft	106.4 mph	23°
43.	CJ Alexander (6)	36 - May 13	@ Scranton/WB	Greg Weissert	Sweeper	RF	0	▲6	1	0-0	4-3	L, 8-6	377 ft	102.7 mph	39°
44.	CJ Alexander (7)	37 - May 14	@ Scranton/WB	Mitch Spence	4-seam FB	RCF	0	▲2	0	3-2	1-1	W, 6-3	416 ft	109.9 mph	24°
45.	Brewer Hicklen (1)	37 - May 14	@ Scranton/WB	D.J. Snelten (L)	Changeup	LF	0	▲9	0	2-1	4-3	W, 6-3	344 ft	109.5 mph	25°
46.	Samad Taylor (3)	37 - May 14	@ Scranton/WB	D.J. Snelten (L)	4-seam FB	RCF	1	▲9	2	3-1	6-3	W, 6-3	346 ft	95.2 mph	29°
47.	Samad Taylor (4)	39 - May 17	vs. Toledo	Zach Logue (L)	4-seam FB	RCF	1	▼1	0	0-1	2-1	W, 16-8	372 ft	100.0 mph	30°
48.	Logan Porter (7)	39 - May 17	vs. Toledo	Zach Logue (L)	4-seam FB	LF	1	▼1	0	0-0	4-1	W, 16-8	401 ft	102.3 mph	38°
49.	Angelo Castellano (4)	39 - May 17	vs. Toledo	Miguel Del Pozo (L)	4-seam FB	LF	1	▼5	2	1-0	10-5	W, 16-8	385 ft	99.2 mph	26°
50.	Brewer Hicklen (2)	40 - May 18	vs. Toledo	Miguel Diaz	Sinker	LCF	2	▼8	0	2-0	9-0	W, 9-0	443 ft	108.4 mph	32°
51.	Drew Waters (1)	43 - May 21	vs. Toledo	Ashton Goudeau	4-seam FB	RCF	0	▼3	0	1-1	1-2	W, 8-4	408 ft	108.7 mph	29°
52.	Drew Waters (2)	43 - May 21	vs. Toledo	Ashton Goudeau	Changeup	LCF	1	▼4	1	2-0	4-3	W, 8-4	366 ft	99.5 mph	32°
53.	Tucker Bradley (2)	43 - May 21	vs. Toledo	Seth Elledge	Sinker	LCF	1	▼6	0	1-1	6-4	W, 8-4	388 ft	100.5 mph	28°
54.	Jakson Reetz (4)	43 - May 21	vs. Toledo	Braden Bristo	Sweeper	LF	0	▼7	0	2-1	8-4	W, 8-4	412 ft	104.1 mph	36°
55.	Dairon Blanco (3)	44 - May 23	@ St. Paul	Simeon Woods Richardson	4-seam FB	CF	0	▲4	1	1-1	4-0	W, 6-1	455 ft	104.5 mph	28°
56.	Nick Loftin (7)	45 - May 24	@ St. Paul	Brent Headrick (L)	Changeup	LF	2	▲3	1	2-2	3-5	L, 6-5	433 ft	103.7 mph	24°
57.	Nick Loftin (8)	46 - May 25	@ St. Paul	Cody Lawersyson	Sweeper	LF	2	▲7	0	1-2	4-4	L, 8-6	357 ft	97.3 mph	22°
58.	Johan Camargo (1)	48 - May 27	@ St. Paul	Randy Dobnak	Changeup	CF	0	▲5	0	1-2	1-3	L, 14-1	426 ft	102.2 mph	26°
59.	Nick Loftin (9)	50 - May 30	vs. Memphis	Jake Woodford	Curveball	LF	1	▼1	2	0-0	2-1	W, 7-6	370 ft	91.0 mph	29°
60.	Tyler Gentry (4)	50 - May 30	vs. Memphis	Connor Thomas (L)	Slider	LCF	1	▼3	0	2-1	4-1	W, 7-6	471 ft	103.6 mph	27°
61.	Johan Camargo (2)	52 - June 1	vs. Memphis	Dakota Hudson	Slider	RCF	1	▼4	2	0-2	2-1	L, 12-6	393 ft	98.2 mph	31°
62.	Brewer Hicklen (3)	52 - June 1	vs. Memphis	Ryan Loutos	Sinker	CF	0	▼7	0	1-0	4-10	L, 12-6	425 ft	105.8 mph	33°
63.	CJ Alexander (8)	52 - June 1	vs. Memphis	Ryan Loutos	Cutter	RCF	1	▼8	0	2-2	5-12	L, 12-6	400 ft	102.8 mph	30°
64.	Nate Eaton (2)	53 - June 2	vs. Memphis	Tommy Parsons	4-seam FB	LF	0	▼1	1	0-0	1-0	W, 10-9 (10)	330 ft	103.3 mph	46°
65.	Johan Camargo (3)	56 - June 6	@ Indianapolis	Yerry De Los Santos	Sinker	RCF	0	▲9	0	3-1	3-2	W, 4-2	399 ft	107.6 mph	22°
66.	CJ Alexander (9)	57 - June 7	@ Indianapolis	Quinn Priester	Curveball	RCF	2	▲2	0	1-2	3-2	W, 9-7	404 ft	101.3 mph	34°
67.	CJ Alexander (10)	58 - June 8	@ Indianapolis	Eli Villalobos	4-seam FB	RCF	1	▲7	2	2-1	14-7	W, 15-7	408 ft	108.5 mph	35°
68.	Brewer Hicklen (4)	59 - June 9	@ Indianapolis	Kent Emanuel (L)	Sinker	RCF	1	▲4	1	1-1	5-1	W, 6-2	410 ft	106.9 mph	26°
69.	Tyler Gentry (5)	60 - June 10	@ Indianapolis	Hunter Stratton	Slider	LF	2	▲5	2	0-2	3-2	W, 9-5	431 ft	106.0 mph	28°
70.	Samad Taylor (5)	61 - June 13	vs. Columbus	Joey Cantillo (L)	4-seam FB	LCF	0	▼6	1	1-1	1-2	W, 6-5	395 ft	102.4 mph	27°
71.	Brewer Hicklen (5)	61 - June 13	vs. Columbus	Michael Kelly	Slider	LF	1	▼8	2	2-1	6-5	W, 6-5	422 ft	108.1 mph	28°
72.	Samad Taylor (6)	62 - June 14	vs. Columbus	Gavin Williams	4-seam FB	CF	0	▼1	0	2-1	1-0	W, 6-1	422 ft	104.5 mph	27°
73.	Johan Camargo (4)	62 - June 14	vs. Columbus	Gavin Williams	4-seam FB	LF	0	▼4	1	0-2	2-1	W, 6-1	324 ft	90.8 mph	34°
74.	Tyler Gentry (6)	62 - June 14	vs. Columbus	Caleb Simpson	4-seam FB	LCF	1	▼7	2	0-1	6-1	W, 6-1	388 ft	101.2 mph	24°
75.	Kyle Isbel (1)	64 - June 16	vs. Columbus	Thomas Ponticelli	Sweeper	CF	0	▼1	1	1-0	1-1	W, 4-1	406 ft	104.3 mph	23°
76.	Nate Eaton (3)	65 - June 17	vs. Columbus	Jhon Romero	4-seam FB	CF	0	▼1	0	0-0	1-0	W, 13-4	412 ft	103.0 mph	33°
77.	Nate Eaton (4)	65 - June 17	vs. Columbus	Caleb Baragar (L)	4-seam FB	LF	0	▼3	0	2-2	2-0	W, 13-4	410 ft	103.8 mph	37°
78.	Jermaine Palacios (1)	66 - June 18	vs. Columbus	Joey Cantillo (L)	Changeup	LCF	1	▼2	2	1-1	2-0	W, 6-4	409 ft	101.9 mph	29°
79.	John Rave (1)	66 - June 18	vs. Columbus	Joey Cantillo (L)	4-seam FB	LCF	2	▼3	2	1-2	6-1	W, 6-4	ITP	96.5 mph	26°
80.	Adeiny Hechavarria (1)	69 - June 22	@ Rochester	Tommy Romero	4-seam FB	LCF	3	▲4	2	3-0	4-2	W, 8-4	411 ft	100.5 mph	29°
81.	Kyle Isbel (2)	70 - June 23	@ Rochester	Joan Adon	4-seam FB	RF	0	▲4	0	3-2	1-0	W, 4-2	375 ft	102.8 mph	32°
82.	John Rave (2)	71 - June 24	@ Rochester	Anthony Banda (L)	Slider	RCF	0	▲4	2	1-1	1-0	L, 3-2	406 ft	101.9 mph	24°

HR #	PLAYER (SEASON #)	GM # – DATE	OPPONENT	PITCHER	PITCH TYPE	DIRECTION	ON BASE	INNING	OUTS	COUNT	SCORE	FINAL	DISTANCE	EXIT VELO	LAUNCH ANGLE
83.	Adeiny Hechavarria (2)	74 – June 29	vs. Iowa	Riley Thompson	4-seam FB	LCF	0	▼ 2	1	1-1	1-2	W, 8-3	387 ft	97.1 mph	36°
84.	Angelo Castellano (5)	74 – June 29	vs. Iowa	Riley Thompson	Sinker	LF	1	▼ 2	1	0-0	3-2	W, 8-3	396 ft	99.6 mph	30°
85.	John Rave (3)	74 – June 29	vs. Iowa	Brendon Little (L)	Sinker	LF	0	▼ 7	2	3-1	8-2	W, 8-3	366 ft	98.0 mph	32°
86.	Tucker Bradley (3)	76 – July 2 (G1)	vs. Iowa	Chris Clarke	Slider	RF	1	▼ 3	2	1-0	5-1	W, 11-1 (7)	355 ft	90.5 mph	36°
87.	Angelo Castellano (6)	76 – July 2 (G1)	vs. Iowa	Rowan Wick	4-seam FB	LF	0	▼ 5	2	1-2	8-1	W, 11-1 (7)	385 ft	102.5 mph	21°
88.	Nate Eaton (5)	77 – July 2 (G2)	vs. Iowa	Nick Neidert	Curveball	CF	0	▼ 4	2	0-0	2-1	L, 6-2 (7)	422 ft	103.0 mph	28°
89.	Tyler Gentry (7)	78 – July 3	vs. Iowa	Ben Brown	Slider	LF	0	▼ 4	1	2-2	2-4	L, 7-6	352 ft	98.7 mph	22°
90.	Logan Porter (8)	80 – July 5	@ Gwinnett	Justus Sheffield (L)	Sinker	LF	0	▲ 3	0	0-0	4-1	L, 8-7 (10)	383 ft	97.8 mph	40°
91.	Nate Eaton (6)	80 – July 5	@ Gwinnett	Nick Margevicius (L)	Changeup	CF	1	▲ 1	1	2-1	3-1	L, 9-6	417 ft	101.3 mph	32°
92.	Tyler Gentry (8)	80 – July 5	@ Gwinnett	Dereck Rodriguez	4-seam FB	LCF	2	▲ 6	2	2-0	6-7	L, 9-6	410 ft	104.3 mph	24°
93.	Logan Porter (9)	82 – July 7	@ Gwinnett	Jared Shuster (L)	Changeup	LCF	0	▲ 1	2	2-1	1-0	W, 7-1	400 ft	103.6 mph	26°
94.	Jermaine Palacios (2)	82 – July 7	@ Gwinnett	Matt Swarmer	Slider	LF	1	▲ 6	0	1-2	4-1	W, 7-1	357 ft	95.3 mph	28°
95.	Brewer Hicklen (5)	84 – July 14	vs. Indianapolis	Wil Crowe	–	LCF	0	▼ 2	1	0-0	2-10	L, 13-5	441 ft	–	–
96.	Tucker Bradley (4)	84 – July 14	vs. Indianapolis	Kent Emanuel (L)	Sinker	RF	0	▼ 5	0	2-0	3-11	L, 13-5	415 ft	106.3 mph	33°
97.	Brewer Hicklen (6)	84 – July 14	vs. Indianapolis	Juan Minaya	Slider	LCF	1	▼ 9	2	0-0	5-13	L, 13-5	428 ft	108.5 mph	26°
98.	Tyler Gentry (9)	85 – July 15	vs. Indianapolis	Cam Alldred (L)	Slider	LF	2	▼ 2	1	0-2	3-0	W, 8-3	355 ft	97.1 mph	23°
99.	Logan Porter (10)	85 – July 15	vs. Indianapolis	Jose Hernandez (L)	4-seam FB	LCF	1	▼ 3	1	2-1	5-1	W, 8-3	382 ft	97.7 mph	29°
100.	CJ Alexander (11)	85 – July 15	vs. Indianapolis	Hunter Stratton	Cutter	RF	1	▼ 7	2	1-2	8-2	W, 8-3	382 ft	97.2 mph	37°
101.	Adeiny Hechavarria (3)	86 – July 16	vs. Indianapolis	Jared Jones	4-seam FB	RCF	2	▼ 4	2	3-1	3-3	L, 11-4	396 ft	99.3 mph	35°
102.	Nate Eaton (7)	86 – July 16	vs. Indianapolis	Kyle Nicolas	4-seam FB	CF	0	▼ 6	0	0-0	4-10	L, 11-4	413 ft	101.9 mph	29°
103.	Nate Eaton (8)	88 – July 19	vs. St. Paul	Aaron Sanchez	Changeup	LCF	1	▼ 9	1	2-1	4-9	L, 9-4	396 ft	104.1 mph	37°

														STORM CHASERS				OPPONENT			
GM #	MARCH	OPPONENT	SCORE	RECORD	STANDINGS, DIV	WIN	LOSS	SAVE	TEMP.	1ST PITCH	TIME	ATT.	HOME ATT.	R	H	E	LO	R	H	E	LO
1.	3/31	@ Indianapolis	W, 8-6	1-0	1st +0.5	C. Snider (1-0)	Y. De Los Santos (0-1)	J. Staumont (1)	66°	7:05 PM	2:54	8,095		8	12	0	14	6	11	2	7
														STORM CHASERS				OPPONENT			
GM #	APRIL	OPPONENT	SCORE	RECORD	STANDINGS, DIV	WIN	LOSS	SAVE	TEMP.	1ST PITCH	TIME	ATT.	HOME ATT.	R	H	E	LO	R	H	E	LO
2.	4/1	@ Indianapolis	W, 12-1	2-0	1st +1.0	D. Parrish (1-0)	C. Smith (0-1)	-	42°	1:37 PM	2:26	4,012		12	16	0	11	1	5	2	3
3.	4/2	@ Indianapolis	W, 8-3	3-0	1st +1.0	J. Kowar (1-0)	D. Zamora (0-1)	-	49°	1:36 PM	2:53	4,240		8	12	0	9	3	11	2	10
4.	4/4	TOLEDO	L, 9-2	3-1	2nd -0.5	B. White (1-0)	M. Castillo (0-1)	-	55°	6:42 PM	2:27	3,200	3,200	2	6	0	6	9	12	0	5
5.	4/5	TOLEDO	L, 7-6	3-2	2nd -1.0	T. Holton (1-0)	R. Weiss (0-1)	M. Díaz (2)	35°	12:07 PM	2:40	1,405	4,605	6	8	2	6	7	12	1	9
6.	4/6	TOLEDO	L, 8-5	3-3	3rd -2.0	J. Fry (1-0)	J. Kowar (1-1)	M. Del Pozo (1)	45°	12:06 PM	2:48	1,607	6,212	5	7	1	4	8	10	2	9
7.	4/7	TOLEDO	W, 9-4	4-3	2nd -1.0	J. Heasley (1-0)	R. Olson (0-2)	-	70°	6:35 PM	2:35	1,968	8,180	9	12	0	6	4	9	0	11
8.	4/8	TOLEDO	W, 13-8	5-3	2nd -0.5	M. Martínez (1-0)	M. Lorenzen (0-1)	-	71°	2:05 PM	2:49	2,070	10,250	13	12	3	4	8	13	0	12
9.	4/9	TOLEDO	L, 8-2	5-4	2nd -1.5	T. Holton (2-0)	M. Castillo (0-2)	-	73°	2:11 PM	2:57	2,119	12,369	2	6	3	12	8	13	0	11
10.	4/11	@ Iowa	L, 9-6	5-5	15th -2.5	R. Elias (1-0)	M. Mayers (0-1)	M. Rodríguez (1)	79°	6:38 PM	2:34	3,557		6	10	0	6	9	7	1	6
11.	4/12	@ Iowa	W, 10-6	6-5	15th -1.5	J. Kowar (2-0)	R. Thompson (0-1)	-	77°	12:09 PM	2:26	4,085		10	12	0	5	6	8	0	4
12.	4/13	@ Iowa	L, 14-1	6-6	16th -2.5	N. Neidert (1-1)	J. Heasley (1-1)	-	81°	6:38 PM	2:18	3,647		1	6	1	4	14	15	0	8
13.	4/14	@ Iowa	W, 11-8	7-6	16th -2.0	C. Snider (2-0)	M. Rodríguez (1-1)	N. Wittgren (1)	79°	7:09 PM	3:16	6,257		11	11	2	10	8	11	3	10
14.	4/15	@ Iowa	PPD/Rain (To be made up April 16)																		
14.	4/16	@ Iowa	Cancelled/Snow																		
15.	4/16	@ Iowa	Cancelled/Snow																		
14.	4/18	GWINNETT	L, 4-1	7-7	15th -3.0	T. Tice (2-0)	J. Kowar (2-2)	Y. Rios (1)	70°	6:39 PM	2:24	1,703	14,072	1	7	1	8	4	6	0	8
15.	4/19	GWINNETT	L, 6-2	7-8	15th -4.0	B. Burrows (1-0)	J. Heasley (1-2)	-	70°	12:05 PM	2:15	6,641	20,713	2	6	0	5	6	10	0	3
16.	4/20	GWINNETT	L, 9-3	7-9	16th -4.5	B. Moran (1-0)	M. Castillo (0-3)	-	56°	6:37 PM	2:47	2,026	22,739	3	3	1	10	9	10	1	5
17.	4/21	GWINNETT	L, 7-3	7-10	7th -6.0	A. Winans (1-2)	E. Sisk (0-1)	-	44°	6:36 PM	3:01	2,041	24,780	3	9	2	9	7	11	0	8
18.	4/22	GWINNETT	L, 5-2	7-11	16th -7.0	D. Dodd (1-0)	A. Núñez (0-1)	Y. Rios (2)	42°	2:06 PM	2:27	3,025	27,805	2	4	1	2	5	10	0	10
19.	4/23	GWINNETT	W, 5-3	8-11	16th -6.0	M. Mayers (1-1)	N. Kingham (0-3)	N. Wittgren (2)	49°	2:06 PM	2:23	2,046	29,851	5	12	3	6	3	8	0	9
20.	4/25	@ Nashville	L, 8-3	8-12	16th -7.0	R. Gasser (1-0)	J. Heasley (1-3)	-	67°	6:39 PM	2:14	4,127		3	5	1	3	8	11	0	6
21.	4/26	@ Nashville	L, 5-0	8-13	17th -8.0	C. Boushley (1-1)	M. Castillo (0-4)	-	68°	6:37 PM	2:27	5,455		0	4	0	5	5	11	1	8
22.	4/27	@ Nashville	W, 2-1	9-13	7th -7.0	A. Cox (1-0)	J. Junk (2-1)	N. Wittgren (3)	61°	7:19 PM	2:28 (:44)	3,507		2	8	0	7	1	6	1	8
23.	4/28	@ Nashville	L, 4-3	9-14	7th -7.0	J. Bukauskas (1-0)	J. Dye (0-1)	-	69°	6:37 PM	2:26	6,707		3	5	1	3	4	7	1	4
24.	4/29	@ Nashville	L, 6-5 (10)	9-15	18th -8.0	L. Erceg (3-0)	E. Sisk (0-2)	-	70°	6:39 PM	2:58	9,833		5	8	0	6	6	13	1	15
25.	4/30	@ Nashville	W, 10-6	10-15	7th -7.0	A. Núñez (1-1)	J. Bukauskas (1-1)	-	61°	3:08 PM	3:00 (7:03)	9,469		10	11	1	9	6	9	3	9
APRIL Hitting Results: .250/.337/.441 (200-for-799), 49 2B, 2 3B, 33 HR, 124 R, 99 BB, 38 SB // APRIL Pitching Results: 9-15, 5.65 ERA (133 ER in 212.0 IP), 3/7 SV, 238 H, 30 HR, 104 BB, 198 K, 1.61 WHIP, .284 AVG																					
GM #	MAY	OPPONENT	SCORE	RECORD	STANDINGS, DIV	WIN	LOSS	SAVE	TEMP.	1ST PITCH	TIME	ATT.	HOME ATT.	R	H	E	LO	R	H	E	LO
26.	5/2	LOUISVILLE	L, 10-4	10-16	18th -8.0	A. Abbott (1-0)	M. Castillo (0-5)	-	57°	12:06 PM	2:57	2,024	31,875	4	6	0	10	10	14	2	8
27.	5/3	LOUISVILLE	L, 7-4	10-17	10th -9.0	B. Lively (4-0)	M. Martinez (1-1)	-	60°	11:07 AM	2:20	3,364	35,239	4	10	1	5	7	11	0	7
28.	5/4	LOUISVILLE	L, 12-10	10-18	10th -9.0	R. Wynne (1-1)	D. Parrish (1-1)	-	77°	6:36 PM	2:45	3,333	38,572	10	11	1	9	12	13	4	4
29.	5/5	LOUISVILLE	W, 6-2	11-18	10th -8.0	M. Mayers (2-1)	B. Williamson (1-4)	J. Kowar (1)	63°	6:36 PM	2:14	5,735	44,307	6	5	0	3	2	7	1	7
30.	5/6	LOUISVILLE	W, 11-9	12-18	8th -7.5	E. Sisk (1-2)	J. Kuhnel (0-1)	J. Cuas (1)	78°	6:37 PM	2:57	3,872	48,179	11	12	0	8	9	13	1	6
31.	5/7	LOUISVILLE	L, 4-3	12-19	9th -7.0	Z. Brown (1-1)	B. Kriske (0-1)	A. Busenitz (3)	82°	2:07 PM	2:46	2,469	50,648	3	8	0	7	4	6	0	8
32.	5/9	@ Scranton/WB	L, 14-2	12-20	9th -8.0	M. Spence (3-2)	D. Parrish (1-2)	-	68°	6:06 PM	2:20	3,053		2	4	1	2	14	18	1	7
33.	5/10	@ Scranton/WB	L, 4-3	12-21	10th -8.5	A. McGarity (3-0)	D. Coleman (0-1)	-	60°	11:05 AM	2:41	5,829		3	5	0	9	4	4	1	6
34.	5/11	@ Scranton/WB	W, 4-3 (11)	13-21	9th -8.5	A. Núñez (2-1)	D. Snelten (0-2)	-	76°	6:37 PM	3:02	3,691		4	4	0	6	3	8	2	10
35.	5/12	@ Scranton/WB	W, 3-2	14-21	9th -8.5	D. Lynch (1-0)	R. Vásquez (0-5)	N. Wittgren (4)	79°	6:35 PM	2:22	4,142		3	8	0	5	2	4	1	6
36.	5/13	@ Scranton/WB	L, 8-6	14-22	10th -9.0	A. McGarity (4-0)	B. Kriske (0-2)	-	76°	4:05 PM	2:32	5,027		6	14	0	6	8	10	0	5
37.	5/14	@ Scranton/WB	W, 6-3	15-22	9th -8.0	J. Dipoto (1-0)	D. Snelten (0-3)	N. Wittgren (5)	75°	1:06 PM	3:02	3,058		6	7	0	6	3	9	1	11
38.	5/16	TOLEDO	L, 9-2	15-23	10th -8.0	H. Hembree (4-1)	J. Heasley (1-4)	-	77°	6:36 PM	2:45	2,001	52,649	2	9	1	15	9	12	0	6
39.	5/17	TOLEDO	W, 16-8	16-23	10th -7.5	W. Pennington (1-0)	Z. Logue (1-3)	-	83°	6:37 PM	2:54	2,218	54,867	16	18	0	8	8	14	2	3
40.	5/18	TOLEDO	W, 9-0	17-23	10th -6.5	A. Cox (2-0)	B. Haniffee (0-3)	-	78°	6:37 PM	2:31	3,529	58,396	9	14	0	8	0	3	0	6
41.	5/19	TOLEDO	W, 9-1	18-23	10th -6.0	A. Núñez (3-1)	A. Bergner (1-1)	-	66°	6:36 PM	2:41	5,058	63,454	9	12	1	9	1	6	1	8
42.	5/20	TOLEDO	L, 4-1	18-24	10th -7.5	R. Olson (2-3)	J. McArthur (0-1)	M. Díaz (7)	75°	6:38 PM	2:47	6,882	70,336	1	2	0	8	4	5	1	8
43.	5/21	TOLEDO	W, 8-4	19-24	10th -6.5	N. Wittgren (1-0)	S. Elledge (0-1)	-	81°	5:07 PM	2:50	3,995	74,331	8	12	0	9	4	15	2	11
44.	5/23	@ St. Paul	W, 6-1	20-24	10th -6.5	D. Lynch (2-0)	S. Woods Richardson (0-5)	-	76°	11:09 AM	2:24	7,436		6	10	0	10	1	6	0	7
45.	5/24	@ St. Paul	L, 6-5	20-25	10th -6.5	O. Ortega (2-0)	B. Kriske (0-3)	-	68°	7:08 PM	3:00	4,222		5	11	1	12	6	9	2	9
46.	5/25	@ St. Paul	L, 8-6	20-26	10th -7.5	R. Henriquez (1-0)	A. Núñez (3-2)	P. Murphy (2)	74°	7:09 PM	2:50	7,218		6	10	3	12	8	10	2	6
47.	5/26	@ St. Paul	W, 6-4	21-26	9th -6.5	D. Parrish (2-2)	C. Sadzeck (1-3)	D. Coleman (1)	77°	7:08 PM	2:59	6,080		6	8	1	8	4	8	1	9
48.	5/27	@ St. Paul	L, 14-1	21-27	9th -7.5	R. Dobnak (2-1)	J. Heasley (1-5)	-	80°	7:10 PM	2:51	6,386		1	6	3	8	14	16	1	10
49.	5/28	@ St. Paul	L, 10-6	21-28	10th -8.5	J. Winder (3-1)	J. Kowar (2-3)	-	82°	5:12 PM	2:28	8,640		6	11	2	4	10	9	1	2
50.	5/30	MEMPHIS	W, 7-6	22-28	9th -8.0	A. Veneziano (1-0)	J. Woodford (0-1)	B. Kriske (1)	82°	7:06 PM	2:32	2,352	76,683	7	12	0	6	6	6	3	8
51.	5/31	MEMPHIS	L, 9-4	22-29	10th -8.5	M. McGreevy (4-0)	A. Cox (2-1)	-	84°	7:06 PM	2:37	5,049	81,732	4	9	2	8	9	11	2	8
MAY Hitting Results: .269/.366/.436 (238-for-885), 53 2B, 7 3B, 27 HR, 148 R, 120 BB, 58 SB // MAY Pitching Results: 12-14, 5.61 ERA (162 ER in 229.1 IP), 6/12 SV, 247 H, 46 HR, 126 BB, 235 K, 1.63 WHIP, .278 AVG																					
GM #	JUNE	OPPONENT	SCORE	RECORD	STANDINGS, DIV	WIN	LOSS	SAVE	TEMP.	1ST PITCH	TIME	ATT.	HOME ATT.	R	H	E	LO	R	H	E	LO
52.	6/1	MEMPHIS	L, 12-6	22-30	10th -9.0	D. Hudson (2-3)	C. Snider (2-1)	-	70°	7:07 PM	3:12	3,685	85,417	6	9	1	8	12	11	0	9
53.	6/2	MEMPHIS	W, 10-9 (10)	23-30	10th -8.5	J. Dipoto>															



GAME-BY-GAME RESULTS

STORM CHASERS VS. SAINTS | JULY 20, 2023



GM #	JUNE	OPPONENT	SCORE	RECORD	STANDINGS, LG	WIN	LOSS	SAVE	TEMP.	1ST PITCH	TIME	ATT.	HOME ATT.	STORM CHASERS				OPPONENT			
														R	H	E	LO	R	H	E	LO
73.	6/28	IOWA	L, 9-2	0 - 1, 38 - 35	¹ 10th -1.0	C. Kilian (5-1)	B. Haniffee (0-3)	-	83°	12:07 PM	2:33	3,776	131,378	2	5	1	5	9	7	0	8
74.	6/29	IOWA	W, 8-3	1 - 1, 39 - 35	⁷ th -1.0	M. Mayers (3-1)	R. Thompson (2-5)	-	89°	7:09 PM	2:44	5,951	137,329	8	12	0	11	3	3	1	4
75.	6/30	IOWA	L, 6-5	1 - 2, 39 - 36	¹ 11th -2.0	M. Rodriguez (2-3)	J. Kowar (2-4)	-	82°	7:08 PM	2:52	6,012	143,341	5	9	0	10	6	8	2	5

JUNE Hitting Results: .281/.380/.450 (226-for-804), 55 2B, 3 3B, 25 HR, 152 R, 125 BB, 45 SB // JUNE Pitching Results: 16-6, 4.35 ERA (104 ER in 215.1 IP), 6/11 SV, 187 H, 26 HR, 127 BB, 219 K, 1.46 WHIP, 232 AVG

GM #	JULY	OPPONENT	SCORE	RECORD	STANDINGS, LG	WIN	LOSS	SAVE	TEMP.	1ST PITCH	TIME	ATT.	HOME ATT.	STORM CHASERS				OPPONENT			
														R	H	E	LO	R	H	E	LO
76.	7/1	IOWA	PPD/Rain (Made up July 2, 6-2 loss)																		
76.	7/2 G1	IOWA	W, 11-1 (7)	2 - 2, 40 - 36	18th -1.5	J. Bowlan (2-0)	C. Clarke (0-3)	-	84°	2:07 PM	2:20	-	143,341	11	16	0	6	1	4	0	8
77.	7/2 G2	IOWA	L, 6-2 (7)	2 - 3, 40 - 37	13th -3.0	N. Neidert (4-3)	C. Ragans (0-1)	-	87°	5:06 PM	1:46	6,764	150,105	2	6	0	3	6	10	0	3
78.	7/3	IOWA	L, 7-6	2 - 4, 40 - 38	14th -4.0	B. Brown (4-5)	A. Zepa (0-1)	M. Rodriguez (10)	88°	7:08 PM	2:41	9,023	159,128	6	5	1	5	7	9	1	5
79.	7/4	@ Gwinnett	L, 3-2	2 - 5, 40 - 39	15th -4.0	R. Muñoz (2-2)	J. Kowar (2-5)	G. Holmes (5)	88°	7:07 PM	2:14	10,067		1	3	1	0	3	4	0	6
80.	7/5	@ Gwinnett	L, 8-7 (10)	2 - 6, 40 - 40	15th -4.0	B. Burrows (3-2)	B. Kriske (0-4)	-	83°	7:07 PM	3:08	1,811		7	13	1	9	8	10	0	9
81.	7/6	@ Gwinnett	L, 9-6	2 - 7, 40 - 41	18th -5.0	N. Margevicius (3-2)	E. Sisk (2-3)	G. Holmes (6)	81°	7:08 PM	2:21	2,761		6	10	1	4	9	6	0	2
82.	7/7	@ Gwinnett	W, 7-1	3 - 7, 41 - 41	16th -4.5	C. Ragans (1-1)	J. Shuster (2-2)	J. Bowlan (1)	80°	8:13 PM	2:45 (1:08)	4,515		7	13	0	13	1	7	0	8
83.	7/8	@ Gwinnett	Cancelled/Wet Grinds																		
83.	7/9	@ Gwinnett	L, 8-1	3 - 8, 41 - 42	18th -5.5	A. Winans (7-3)	B. Keller (0-2)	-	83°	1:06 PM	2:23	5,129		1	3	1	3	8	8	0	7
84.	7/14	INDIANAPOLIS	L, 13-5	3 - 9, 41 - 43	18th -5.5	K. Emanuel (7-3)	A. Zepa (0-2)	-	82°	7:08 PM	2:49	5,184	164,312	5	12	0	12	13	13	0	9
85.	7/15	INDIANAPOLIS	W, 8-3	4 - 9, 42 - 43	18th -5.5	W. Pennington (3-0)	C. Alldred (5-2)	-	85°	7:08 PM	2:35	5,768	170,080	8	8	0	5	3	9	0	9
86.	7/16	INDIANAPOLIS	L, 11-4	4 - 10, 42 - 44	18th -6.0	J. Jones (2-1)	B. Keller (0-3)	-	84°	5:06 PM	2:48	5,553	175,633	4	10	0	8	11	14	0	9
87.	7/18	ST. PAUL	W, 1-0	5 - 10, 43 - 44	18th -5.0	W. Pennington (4-0)	J. Winder (5-2)	-	65°	12:07 PM	2:00	2,525	178,158	1	5	0	5	0	2	1	4
88.	7/19	ST. PAUL	L, 9-4	5 - 11, 43 - 45	18th -6.0	L. Varland (4-0)	J. Bowlan (2-1)	A. Sanchez (1)	79°	7:07 PM	2:49	3,927	182,085	4	7	0	5	9	8	0	14
89.	7/20	ST. PAUL																			
90.	7/21	ST. PAUL																			
91.	7/22	ST. PAUL																			
92.	7/23	ST. PAUL																			
93.	7/25	@ Columbus																			
94.	7/26	@ Columbus																			
95.	7/27	@ Columbus																			
96.	7/28	@ Columbus																			
97.	7/29	@ Columbus																			
98.	7/30	@ Columbus																			

JULY Hitting Results: TBD // JULY Pitching Results: TBD

GM #	AUGUST	OPPONENT	SCORE	RECORD	STANDINGS, LG	WIN	LOSS	SAVE	TEMP.	1ST PITCH	TIME	ATT.	HOME ATT.	STORM CHASERS				OPPONENT			
														R	H	E	LO	R	H	E	LO
99.	8/1	@ Louisville																			
100.	8/2	@ Louisville																			
101.	8/3	@ Louisville																			
102.	8/4	@ Louisville																			
103.	8/5	@ Louisville																			
104.	8/6	@ Louisville																			
105.	8/8	IOWA																			
106.	8/9	IOWA																			
107.	8/10	IOWA																			
108.	8/11	IOWA																			
109.	8/12	IOWA																			
110.	8/13	IOWA																			
111.	8/15	@ Toledo																			
112.	8/16	@ Toledo																			
113.	8/17	@ Toledo																			
114.	8/18	@ Toledo																			
115.	8/19	@ Toledo																			
116.	8/20	@ Toledo																			
117.	8/22	ST. PAUL																			
118.	8/23	ST. PAUL																			
119.	8/24	ST. PAUL																			
120.	8/25	ST. PAUL																			
121.	8/26	ST. PAUL																			
122.	8/27	ST. PAUL																			
123.	8/29	LOUISVILLE																			
124.	8/30	LOUISVILLE																			
125.	8/31	LOUISVILLE																			

AUGUST Hitting Results: TBD // AUGUST Pitching Results: TBD

GM #	SEPTEMBER	OPPONENT	SCORE	RECORD	STANDINGS, LG	WIN	LOSS	SAVE	TEMP.	1ST PITCH	TIME	ATT.	HOME ATT.	STORM CHASERS				OPPONENT			
														R	H	E	LO	R	H	E	LO
126.	9/1	LOUISVILLE																			
127.	9/2	LOUISVILLE																			
128.	9/3	LOUISVILLE																			
129.	9/5	@ Iowa																			
130.	9/6	@ Iowa																			
131.	9/7	@ Iowa																			
132.	9/8	@ Iowa																			
133.	9/9	@ Iowa																			
134.	9/10	@ Iowa																			
135.	9/12	INDIANAPOLIS																			
136.	9/13	INDIANAPOLIS																			
137.	9/14	INDIANAPOLIS																			
138.	9/15	INDIANAPOLIS																			
139.	9/16	INDIANAPOLIS																			
140.	9/17	INDIANAPOLIS																			
141.	9/19	@ Columbus																			
142.	9/20	@ Columbus																			
143.	9/21	@ Columbus																			
144.	9/22	@ Columbus																			
145.	9/23	@ Columbus																			
146.	9/24	@ Columbus																			

SEPTEMBER Hitting Results: TBD // SEPTEMBER Pitching Results: TBD

LF

Tucker Bradley, 43 (1-22)
 Dairon Blanco, 11 (6-5)
 Samad Taylor, 9 (6-3)
 Brewer Hicklen, 9 (2-7)
 John Rave, 7 (4-3)
 Nate Eaton, 3 (2-1)
 Nick Pratto, 3 (1-2)
 Franmil Reyes, 1 (1-0)
 Tyler Gentry, 1 (0-1)

CF

Dairon Blanco, 26 (13-13)
 John Rave, 15 (7-8)
 Drew Waters, 12 (7-5)
 Nate Eaton, 11 (5-6)
 Samad Taylor, 11 (2-9)
 Kyle Isbel, 8 (6-2)
 Brewer Hicklen, 4 (2-2)

RF

Tyler Gentry, 73 (35-38)
 Dairon Blanco, 4 (4-0)
 Nate Eaton, 4 (2-2)
 CJ Alexander, 4 (1-3)
 John Rave, 3 (1-2)

SS

Angelo Castellano, 41 (16-25)
 Adeiny Hechavarria, 20 (10-10)
 Maikel Garcia, 14 (8-6)
 Clay Dungan, 9 (5-4)
 Jermaine Palacios, 2 (2-0)
 Johan Camargo, 1 (1-0)
 Nicky Lopez, 1 (1-0)

2B

Samad Taylor, 42 (22-20)
 Clay Dungan, 16 (10-6)
 Nick Loftin, 9 (1-8)
 Nate Eaton, 8 (4-4)
 Angelo Castellano, 7 (3-4)
 Johan Camargo, 3 (2-1)
 Michael Massey, 2 (1-1)
 Nicky Lopez, 1 (0-1)

3B

Nick Loftin, 36 (20-16)
 Maikel Garcia, 10 (2-8)
 Jermaine Palacios, 9 (6-3)
 Clay Dungan, 9 (5-4)
 Nate Eaton, 9 (2-7)
 Johan Camargo, 8 (5-3)
 Angelo Castellano, 4 (3-1)
 Samad Taylor, 2 (0-2)
 Nicky Lopez, 1 (0-1)

SP

Jonathan Heasley, 13 (7-6)
 Drew Parrish, 12 (7-5)
 Max Castillo, 11 (3-8)
 Austin Cox, 9 (5-4)
 Mike Mayers, 8 (3-5)
 Anthony Veneziano, 7 (5-2)
 Daniel Lynch, 4 (3-1)
 Angel Zerpa, 4 (0-4)
 Daniel Mengden, 3 (3-0)
 Alec Marsh, 3 (2-1)
 Ryan Yarbrough, 3 (1-2)
 Jonathan Bowlan, 2 (1-1)
 Brad Keller, 2 (1-1)
 James McArthur, 2 (1-1)
 Cole Ragans, 2 (1-1)
 Jackson Kowar, 1 (0-1)
 Marcelo Martinez, 1 (0-1)
 Evan Sisk, 1 (0-1)

1B

CJ Alexander, 30 (15-15)
 Logan Porter, 20 (12-8)
 Nick Pratto, 16 (6-10)
 Angelo Castellano, 9 (5-4)
 Paxton Wallace, 3 (2-1)
 Greyson Jenista, 3 (1-2)
 Jermaine Palacios, 3 (0-3)
 Matt Beaty, 2 (2-0)
 Johan Camargo, 2 (1-1)

DH

Brewer Hicklen, 33 (22-11)
 CJ Alexander, 10 (6-4)
 Dairon Blanco, 7 (4-3)
 Tucker Bradley, 7 (4-3)
 Tyler Gentry, 6 (2-4)
 Logan Porter, 4 (1-3)
 Jackson Reetz, 3 (1-2)
 Franmil Reyes, 3 (1-2)
 Nick Loftin, 3 (0-3)
 Matt Beaty, 2 (1-1)
 Clay Dungan, 2 (1-1)
 Johan Camargo, 2 (0-2)
 Freddy Fermin, 2 (0-2)
 Kyle Isbel, 1 (1-0)
 Nate Eaton, 1 (0-1)
 Michael Massey, 1 (0-1)
 Samad Taylor, 1 (0-1)

C

Logan Porter, 44 (21-23)
 Jackson Reetz, 23 (12-11)
 Freddy Fermin, 12 (6-6)
 José Briceño, 9 (4-5)

1

Samad Taylor, 46 (18-28)
 Drew Waters, 12 (7-5)
 Brewer Hicklen, 10 (7-3)
 Dairon Blanco, 9 (7-2)
 Nate Eaton, 3 (2-1)
 John Rave, 3 (1-2)
 Clay Dungan, 3 (0-3)
 Tucker Bradley, 2 (1-1)

2

Maikel Garcia, 24 (10-14)
 Samad Taylor, 16 (11-5)
 Nate Eaton, 11 (3-8)
 Kyle Isbel, 9 (7-2)
 Nick Loftin, 9 (4-5)
 John Rave, 8 (5-3)
 Nicky Lopez, 3 (1-2)
 Michael Massey, 2 (1-1)
 Clay Dungan, 1 (1-0)
 CJ Alexander, 1 (0-1)
 Matt Beaty, 1 (0-1)
 Tucker Bradley, 1 (0-1)
 Adeiny Hechavarria, 1 (0-1)
 Logan Porter, 1 (0-1)

3

Tyler Gentry, 57 (28-29)
 John Rave, 8 (2-6)
 Logan Porter, 7 (3-4)
 Nick Loftin, 6 (4-2)
 Nick Pratto, 4 (3-1)
 Samad Taylor, 3 (1-2)
 Matt Beaty, 1 (1-0)
 Nate Eaton, 1 (0-1)
 Michael Massey, 1 (0-1)

4

Logan Porter, 29 (14-15)
 Nick Pratto, 14 (5-9)
 Tyler Gentry, 10 (5-5)
 Nate Eaton, 9 (4-5)
 Johan Camargo, 8 (6-2)
 CJ Alexander, 8 (4-4)
 Franmil Reyes, 4 (2-2)
 Nick Loftin, 3 (1-2)
 Matt Beaty, 1 (1-0)
 Freddy Fermin, 1 (1-0)
 Brewer Hicklen, 1 (0-1)

5

Nick Loftin, 25 (9-16)
 CJ Alexander, 12 (9-3)
 Logan Porter, 11 (8-3)
 Tucker Bradley, 9 (2-7)
 Nate Eaton, 7 (3-4)
 Clay Dungan, 4 (3-1)
 Brewer Hicklen, 4 (3-1)
 John Rave, 4 (2-2)
 Johan Camargo, 4 (1-3)
 Jackson Reetz, 2 (2-0)
 Tyler Gentry, 2 (1-1)
 Dairon Blanco, 1 (0-1)
 Freddy Fermin, 1 (0-1)
 Greyson Jenista, 1 (0-1)
 Nick Pratto, 1 (0-1)

6

Logan Porter, 16 (6-10)
 CJ Alexander, 15 (6-9)
 Brewer Hicklen, 10 (6-4)
 Jackson Reetz, 8 (3-5)
 Tyler Gentry, 8 (1-7)
 Nick Loftin, 5 (2-3)
 Nate Eaton, 4 (3-1)
 Adeiny Hechavarria, 4 (3-1)
 Dairon Blanco, 4 (2-2)
 Jermaine Palacios, 3 (3-0)
 Freddy Fermin, 2 (2-0)
 Tucker Bradley, 2 (1-1)
 Clay Dungan, 2 (1-1)
 Matt Beaty, 1 (1-0)
 José Briceño, 1 (1-0)
 Greyson Jenista, 1 (1-0)
 John Rave, 1 (1-0)
 Johan Camargo, 1 (0-1)

7

Dairon Blanco, 17 (9-8)
 Brewer Hicklen, 12 (5-7)
 Jackson Reetz, 11 (6-5)
 Adeiny Hechavarria, 10 (5-5)
 Freddy Fermin, 10 (3-7)
 Jermaine Palacios, 6 (2-4)
 Clay Dungan, 5 (4-1)
 CJ Alexander, 5 (3-2)
 Logan Porter, 4 (2-2)
 Tyler Gentry, 3 (2-1)
 Nate Eaton, 2 (1-1)
 Tucker Bradley, 1 (1-0)
 Greyson Jenista, 1 (0-1)
 Johan Camargo, 1 (0-1)

8

Clay Dungan, 17 (10-7)
 Dairon Blanco, 15 (7-8)
 Tucker Bradley, 12 (6-6)
 Brewer Hicklen, 9 (3-6)
 Angelo Castellano, 8 (4-4)
 José Briceño, 7 (3-4)
 Jackson Reetz, 5 (2-3)
 Jermaine Palacios, 4 (3-1)
 Adeiny Hechavarria, 4 (2-2)
 CJ Alexander, 3 (0-3)
 Paxton Wallace, 2 (1-1)
 Johan Camargo, 1 (1-0)
 John Rave, 1 (1-0)

9

Angelo Castellano, 54 (23-31)
 Tucker Bradley, 23 (14-9)
 Clay Dungan, 4 (2-2)
 Dairon Blanco, 2 (2-0)
 Brewer Hicklen, 1 (1-0)
 José Briceño, 1 (0-1)
 Adeiny Hechavarria, 1 (0-1)
 Jermaine Palacios, 1 (0-1)
 Paxton Wallace, 1 (0-1)

PLAYER	GS	POSITION										BATTING ORDER								
		C	1B	2B	3B	SS	LF	CF	RF	OF	DH	1ST	2ND	3RD	4TH	5TH	6TH	7TH	8TH	9TH
Tyler Gentry	80					1			73	74	6				57	10	2	8	3	
Logan Porter	69	44	21								4				1	7	30	11	16	4
Samad Taylor	65				42	2		9	11		20	1	46	16	3					
Angelo Castellano	62		9	7	5	41													8	54
Tucker Bradley	50						43			43	7	2	1			9	2	1	12	23
Dairon Blanco	48						11	26	4	47	7	9				1	4	17	15	2
Nick Loftin	48			9	36						3		9	6	3	25	5			
Brewer Hicklen	47						10	4		14	33	10			1	4	10	12	9	1
CJ Alexander	44		30						4	4	10		1		8	12	15	5	3	
Nate Eaton	37			8	9		3	12	4	19	1	3	11	1	9	7	4	2		
Clay Dungan	36				16	9	9				2	3	1			4	2	5	17	4
Jakson Reetz	26	23									3					2	8	11	5	
John Rave	25						7	15	3	25		3	8	8		4	1		1	
Maikel Garcia	24				10	14							24							
Adeiny Hechavarria	20					20						1				4	10	4	1	
Nick Pratto	18		15				3			3			4	13	1					
Johan Camargo	15		2	3	7	1					2				8	4	1	1	1	
Freddy Fermin	14	12									2				1	1	2	10		
Jermaine Palacios	14		3		9	2											3	6	4	1
Drew Waters	12							12		12		12								
Kyle Isbel	9							8		8	1		9							
José Briceño	9	9															1		7	1
Franmil Reyes	4					1				1	3				4					
Matt Beaty	4		2								2		1	1	1		1			
Nicky Lopez	3			1	1	1							3							
Greyson Jenista	3		3													1	1	1		
Michael Massey	3			2							1		2	1						
Paxton Wallace	3		3																2	1

OF LINEUP COMBOS

88 Games

86 Unique Lineup Combinations Used

MOST USED LINEUP (2, 2x)

PLAYER	Pos.
1. Brewer Hicklen	DH
2. John Rave	CF
3. Logan Porter	C
4. Nate Eaton	2B
5. Tucker Bradley	LF
6. Tyler Gentry	RF
7. Adeiny Hechavarria	SS
8. Clay Dungan	3B
9. Angelo Castellano	1B

STORM CHASERS POSITION PRODUCTION

	AVG	AB	H	TB	2B	3B	HR	RBI	BB	SO	OBP	SLG	OPS	SAC	SF	HBP	GIDP
C	.263	316	83	138	19	0	12	42	46	93	.364	.437	.801	0	3	6	9
1B	.257	338	87	165	18	3	18	57	34	93	.327	.488	.815	0	4	3	8
2B	.273	333	91	140	19	3	8	48	49	71	.368	.420	.788	1	7	5	8
3B	.287	331	95	152	21	0	12	60	46	68	.371	.459	.830	1	6	2	13
SS	.238	307	73	113	16	0	8	49	45	73	.334	.368	.702	0	3	1	4
LF	.281	306	86	144	22	3	10	52	47	76	.382	.471	.853	2	5	6	11
CF	.312	340	106	176	26	4	12	46	44	79	.404	.518	.922	2	2	10	14
RF	.236	339	80	135	20	1	11	53	47	93	.339	.398	.737	1	4	8	6
DH	.257	331	85	147	22	2	12	49	41	101	.346	.444	.790	2	2	5	6

STORM CHASERS BATTING ORDER PRODUCTION

	AVG	AB	H	TB	2B	3B	HR	RBI	BB	SO	OBP	SLG	OPS	SAC	SF	HBP	GIDP
1st	.306	363	111	176	26	6	9	55	43	80	.382	.485	.867	1	8	7	9
2nd	.253	344	87	138	25	1	8	52	57	87	.358	.401	.759	1	5	2	10
3rd	.246	337	83	134	20	2	9	59	53	89	.358	.398	.756	1	6	9	10
4th	.252	349	88	156	18	1	16	51	35	92	.324	.447	.771	0	6	5	8
5th	.273	344	94	165	16	2	17	59	32	78	.339	.480	.819	1	3	4	11
6th	.281	327	92	168	26	1	16	44	36	86	.358	.514	.872	0	2	4	7
7th	.231	308	71	129	17	1	13	54	43	87	.334	.419	.753	2	2	6	9
8th	.270	281	76	112	15	0	7	32	61	86	.414	.399	.813	1	2	9	5
9th	.282	301	85	134	21	2	8	52	39	69	.363	.445	.808	2	2	0	10

OUTFIELD ASSIST LOG (22)

#	OUTFIELDER	Pos.	ARM (MPH)	GAME	INNING	BASE	PITCHER	BATTER	RUNNER OUT	PLAY
1.	Tucker Bradley	LF	85.7	4/4 vs. Toledo	▲ 6	3rd	Brooks Kriske	Akil Baddoo	Akil Baddoo	Baddoo 3-RBI double, out at 3rd (7-6-5)
2.	Tyler Gentry	RF	62.2	4/14 @ Iowa	▼ 5	Home	Andrés Núñez	Matt Mervis	Christopher Morel	Mervis double, Morel out at home (9-4-2)
3.	Dairon Blanco	CF		4/19 vs. Gwinnett	▲ 3	2nd	Jonathan Heasley	Hendrik Clementina	Hendrik Clementina	Clementina RBI single, out at 2nd (8-4)
4.	Samad Taylor	CF	71.8	4/26 @ Nashville	▼ 5	2nd	Max Castillo	Andruw Monasterio	Andruw Monasterio	Monasterio single, out at 2nd (8-5-3-5)
5.	Nate Eaton	CF	95.4	4/27 @ Nashville	▼ 1	Home	Austin Cox	Keston Hiura	Andruw Monasterio	Hiura single, Monasterio out at home (8-2)
6.	Dairon Blanco	LF	43.3	4/28 @ Nashville	▼ 8	2nd	Jackson Kowar	Keston Hiura	Keston Hiura	Hiura 2-RBI single, out at 2nd (7-2-4)
7.	Brewer Hicklen	LF	67.7	5/2 vs. Louisville	▲ 5	2nd	Max Castillo	Matt McLain	Matt McLain	McLain 2-RBI single, out at 2nd (7-5-4-3-5)
8.	Dairon Blanco	CF	88.9	5/5 vs. Louisville	▲ 4	Home	Mike Mayers	Nick Martini	Will Benson	Martini flies out to CF, Benson out at home (8-2)
9.	Franmil Reyes	RF	68.2	5/6 vs. Louisville	▲ 6	2nd	Collin Snider	Matt McLain	Matt McLain	McLain RBI double, out at 2nd (7-6-4-5)
10.	Tyler Gentry	RF	69.6	5/11 @ Scranton/WB	▼ 9	Home	Nick Wittgren	Billy McKinney	Michael Hermosillo	McKinney RBI single, Hermosillo out at home (9-5-2)
11.	Drew Waters	CF		5/20 vs. Toledo	▲ 6	3rd	Walter Pennington	Parker Meadows	Jermaine Palacios	Meadows sacrifice fly DP, Palacios out at 3rd (8-6)
12.	Tucker Bradley	LF		5/25 @ St. Paul	▼ 5	2nd	Jackson Kowar	Chris Williams	Chris Williams	Williams RBI single, out at 2nd (7-5-3-4-3)
13.	Dairon Blanco	RF	83.8	5/26 @ St. Paul	▼ 3	2nd	Drew Parrish	Andrew Stevenson	Tony Wolters	Stevenson flies into a double play, Wolters out at 2nd (9-6)
14.	Tyler Gentry	RF		5/27 @ St. Paul	▼ 1	3rd	Jonathan Heasley	Jose Miranda	Andrew Stevenson	Miranda flies into a double play, Stevenson out at 3rd (9-1-5)
15.	Tyler Gentry	RF	92.1	5/28 @ St. Paul	▼ 3	Home	Max Castillo	Jose Miranda	Alex De Goti	Miranda lines into a double play, De Goti out at 3rd (9-2)
16.	Brewer Hicklen	LF	94.6	5/28 @ St. Paul	▼ 7	Home	Jackson Kowar	Jose Miranda	Andrew Stevenson	Miranda RBI single, Stevenson scores, Reetz Error (7-2)
17.	Nate Eaton	RF	74.9	6/4 vs. Memphis	▲ 9	2nd	Jonah Dipoto	Juniel Querecuto	Juniel Querecuto	Querecuto RBI single, out at 2nd (9-6)
18.	Brewer Hicklen	CF	71.5	6/8 @ Indianapolis	▼ 5	2nd	Drew Parrish	Henry Davis	Henry Davis	Davis single, out at 2nd (8-4)
19.	John Rave	LF	89.4	6/20 @ Rochester	▼ 1	2nd	Alec Marsh	Nomar Mazara	Nomar Mazara	Mazara RBI single, out at 2nd (7-2-4)
20.	Nate Eaton	CF	99.9	7/2 vs. Iowa [G1]	▲ 2	2nd	Bred Keller	Edwin Rios	Edwin Rios	Rios single, out at 2nd (8-4)
21.	Nate Eaton	LF	96.4	7/15 vs. Indianapolis	▲ 8	2nd	Brooks Kriske	Alika Williams	Aaron Shackelford	Williams single, Shackelford out at 2nd (7-5)
22.	Nate Eaton	CF	98.7	7/16 vs. Indianapolis	▲ 5	3rd	Emilio Marquez	Canaan Smith-Njigba	Chris Owings	Smith-Njigba single, Owings out at 3rd (8-5)

BY PLAYER

	LF	1
NATE EATON (5)	CF	3
	RF	1
DAIRON BLANCO (4)	LF	1
	CF	2
	RF	1
TYLER GENTRY (4)	RF	4
BREWER HICKLEN (3)	LF	2
	CF	1
TUCKER BRADLEY (2)	LF	2
JOHN RAVE (1)	LF	1
FRANMIL REYES (1)	LF	1
SAMAD TAYLOR (1)	CF	1
DREW WATERS (1)	CF	1

	DATE	OPPONENT	RESULT	SP	C	1B	2B	3B	SS	LF	CF	RF	DH
3/31		@ Indianapolis	W, 8-6	Mike Mayers	Freddy Fermin	Nick Pratto	Samad Taylor	Nick Loftin	Maikel Garcia	Tucker Bradley	Dairon Blanco	Tyler Gentry	CJ Alexander
4/1		@ Indianapolis	W, 12-1	Austin Cox	Logan Porter	Nick Pratto	Angelo Castellano	Nick Loftin	Maikel Garcia	Tucker Bradley	Dairon Blanco	Tyler Gentry	Jackson Reetz
4/2		TOLEDO	W, 3-3	Jonathan Heasley	Freddy Fermin	Nick Pratto	Samad Taylor	Nick Loftin	Maikel Garcia	Tucker Bradley	Dairon Blanco	Tyler Gentry	CJ Alexander
4/4		TOLEDO	L, 9-2	Max Castillo	Freddy Fermin	Nick Pratto	Samad Taylor	Nick Loftin	Maikel Garcia	Tucker Bradley	Dairon Blanco	Tyler Gentry	CJ Alexander
4/5		TOLEDO	L, 7-6	Mike Mayers	Jackson Reetz	Logan Porter	Angelo Castellano	Nick Loftin	Maikel Garcia	Dairon Blanco	Samad Taylor	Tyler Gentry	Freddy Fermin
4/6		TOLEDO	L, 8-5	Jackson Kowar	Freddy Fermin	CJ Alexander	Samad Taylor	Nick Loftin	Maikel Garcia	Tucker Bradley	Dairon Blanco	Tyler Gentry	Logan Porter
4/7		TOLEDO	W, 9-4	Jonathan Heasley	Freddy Fermin	Logan Porter	Samad Taylor	Angelo Castellano	Maikel Garcia	Tucker Bradley	Dairon Blanco	Tyler Gentry	Tyler Gentry
4/8		TOLEDO	W, 13-8	Drew Parrish	Freddy Fermin	Nick Pratto	Samad Taylor	Angelo Castellano	Maikel Garcia	Tucker Bradley	Dairon Blanco	Tyler Gentry	CJ Alexander
4/9		TOLEDO	L, 8-2	Max Castillo	Logan Porter	Nick Pratto	Samad Taylor	Angelo Castellano	Maikel Garcia	Tyler Gentry	Dairon Blanco	Tyler Gentry	Jackson Reetz
4/11		@ Iowa	W, 9-6	Mike Mayers	Freddy Fermin	Nick Pratto	Samad Taylor	Nick Loftin	Maikel Garcia	Tucker Bradley	Dairon Blanco	Tyler Gentry	Logan Porter
4/12		@ Iowa	W, 10-6	Austin Cox	Logan Porter	Nick Pratto	Samad Taylor	Nick Loftin	Maikel Garcia	Tucker Bradley	Dairon Blanco	Tyler Gentry	CJ Alexander
4/13		@ Iowa	W, 5-0	Jonathan Heasley	Freddy Fermin	Nick Pratto	Samad Taylor	Nick Loftin	Maikel Garcia	Tucker Bradley	Dairon Blanco	Tyler Gentry	CJ Alexander
4/14		@ Iowa	W, 11-8	Drew Parrish	Freddy Fermin	CJ Alexander	Angelo Castellano	Nick Loftin	Maikel Garcia	Tucker Bradley	Samad Taylor	Tyler Gentry	Logan Porter
4/18		WINNETT	L, 4-1	Mike Mayers	Freddy Fermin	Logan Porter	Nick Loftin	Maikel Garcia	Angelo Castellano	Nick Pratto	Samad Taylor	CJ Alexander	Tyler Gentry
4/19		WINNETT	L, 6-2	Jonathan Heasley	Logan Porter	Nick Pratto	Samad Taylor	Nick Loftin	Angelo Castellano	Tucker Bradley	Dairon Blanco	Tyler Gentry	Jackson Reetz
4/20		WINNETT	L, 9-8	Max Castillo	Freddy Fermin	Nick Pratto	Samad Taylor	Nick Loftin	Angelo Castellano	Dairon Blanco	Samad Taylor	Tyler Gentry	Logan Porter
4/21		WINNETT	L, 7-3	Austin Cox	Jackson Reetz	Nick Pratto	Samad Taylor	Nick Loftin	Angelo Castellano	Tucker Bradley	Dairon Blanco	Tyler Gentry	Nick Loftin
4/22		WINNETT	L, 5-2	Drew Parrish	Logan Porter	CJ Alexander	Samad Taylor	Maikel Garcia	Angelo Castellano	Nick Pratto	Dairon Blanco	Tyler Gentry	Nick Loftin
4/23		WINNETT	W, 3-3	Mike Mayers	Jackson Reetz	Nick Pratto	Samad Taylor	Nick Loftin	Angelo Castellano	Tucker Bradley	Dairon Blanco	Tyler Gentry	CJ Alexander
4/25		@ Nashville	W, 8-3	Jonathan Heasley	Logan Porter	Nick Pratto	Samad Taylor	Nick Loftin	Angelo Castellano	Tucker Bradley	Samad Taylor	Tyler Gentry	Dairon Blanco
4/26		@ Nashville	W, 11-9	Max Castillo	Logan Porter	Nick Pratto	Samad Taylor	Nick Loftin	Angelo Castellano	Brewer Hicklen	Samad Taylor	Tyler Gentry	CJ Alexander
4/27		@ Nashville	W, 2-1	Austin Cox	Jackson Reetz	CJ Alexander	Samad Taylor	Nick Loftin	Maikel Garcia	Nick Pratto	Nate Eaton	Dairon Blanco	Tyler Gentry
4/28		@ Nashville	L, 4-3	Drew Parrish	Logan Porter	CJ Alexander	Samad Taylor	Maikel Garcia	Angelo Castellano	Dairon Blanco	Nate Eaton	Tyler Gentry	Brewer Hicklen
4/29		@ Nashville	L, 6-5 (10)	Mike Mayers	Jackson Reetz	CJ Alexander	Samad Taylor	Maikel Garcia	Angelo Castellano	Tucker Bradley	Samad Taylor	Nate Eaton	Freddy Fermin
4/30		@ Nashville	W, 10-6	Jonathan Heasley	Freddy Fermin	Logan Porter	Samad Taylor	Nick Loftin	Angelo Castellano	Tucker Bradley	Nate Eaton	Tyler Gentry	Freddy Fermin
5/1		LOUISVILLE	L, 10-6	Max Castillo	Jackson Reetz	Logan Porter	Samad Taylor	Nick Loftin	Angelo Castellano	Brewer Hicklen	Dairon Blanco	Tyler Gentry	Nick Loftin
5/3		LOUISVILLE	L, 7-4	Marcelo Martinez	Logan Porter	CJ Alexander	Samad Taylor	Nick Loftin	Angelo Castellano	Tucker Bradley	Nate Eaton	Tyler Gentry	Brewer Hicklen
5/4		LOUISVILLE	L, 12-10	Drew Parrish	Logan Porter	CJ Alexander	Samad Taylor	Nick Loftin	Angelo Castellano	Tucker Bradley	Brewer Hicklen	Tyler Gentry	Frannil Reyes
5/5		LOUISVILLE	W, 6-2	Mike Mayers	Jackson Reetz	Logan Porter	Samad Taylor	Nick Loftin	Angelo Castellano	Brewer Hicklen	Dairon Blanco	Tyler Gentry	Frannil Reyes
5/6		LOUISVILLE	W, 11-4	Daniel Mengden	Logan Porter	CJ Alexander	Samad Taylor	Nick Loftin	Angelo Castellano	Brewer Hicklen	Dairon Blanco	Tyler Gentry	Jackson Reetz
5/7		LOUISVILLE	L, 4-3	Daniel Lynch	Jackson Reetz	Logan Porter	Samad Taylor	Nick Loftin	Angelo Castellano	Brewer Hicklen	Dairon Blanco	Tyler Gentry	Frannil Reyes
5/9		@ Scranton/WB	L, 14-2	Drew Parrish	Logan Porter	CJ Alexander	Samad Taylor	Nick Loftin	Angelo Castellano	Tucker Bradley	Drew Waters	Tyler Gentry	Brewer Hicklen
5/10		@ Scranton/WB	L, 4-3	Mike Mayers	Jackson Reetz	Logan Porter	Clay Dungan	Nick Loftin	Angelo Castellano	Brewer Hicklen	Dairon Blanco	Tyler Gentry	Samad Taylor
5/11		@ Scranton/WB	W, 4-3 (11)	Jonathan Heasley	Logan Porter	CJ Alexander	Samad Taylor	Nick Loftin	Angelo Castellano	Tucker Bradley	Drew Waters	Dairon Blanco	Brewer Hicklen
5/12		@ Scranton/WB	L, 4-3	Daniel Lynch	Logan Porter	CJ Alexander	Samad Taylor						

DATE	OPPONENT	RESULT	IP	H	R	ER	BB	SO	2B	3B	HR	TB	AVG	WHIP	WP	BK	HB	GIDP	IBB	TBF	SV	SVO	ERA (SEASON)
3/31	@ Indianapolis	W 8-6	9.0	11	6	6	2	7	4	0	1	18	(.297)	(1.44)	0	1	2	1	0	40	1	1	6.00
4/1	@ Indianapolis	W 12-1	9.0	5	1	1	2	8	4	0	0	6	(.185)	(0.78)	0	1	1	1	0	31	0	0	3.50
4/2	@ Indianapolis	W 8-3	9.0	11	3	3	5	10	1	1	1	17	(.314)	(1.78)	0	0	0	3	0	40	0	0	3.33
4/4	TOLEDO	W 9-2	9.0	12	9	6	4	8	6	0	3	27	(.324)	(1.78)	0	0	0	0	0	41	0	0	4.75
4/5	TOLEDO	L 7-6	9.0	12	7	6	5	10	3	0	1	18	(.316)	(1.89)	1	0	0	2	0	43	0	1	5.00
4/6	TOLEDO	L 8-5	9.0	10	8	8	8	12	3	0	3	22	(.286)	(2.00)	0	0	0	1	0	44	0	0	5.50
4/7	TOLEDO	W 9-4	9.0	9	4	4	5	8	0	2	1	16	(.250)	(1.56)	1	0	1	0	0	42	0	0	5.29
4/8	TOLEDO	W 13-8	9.0	13	8	7	4	8	2	0	0	15	(.317)	(1.89)	0	1	2	1	0	47	0	0	5.56
4/9	TOLEDO	L 8-2	9.0	13	8	6	4	10	2	0	3	24	(.317)	(1.89)	0	1	1	1	0	46	0	0	5.56
4/11	@ Iowa	W 9-6	9.0	7	9	9	7	10	3	0	0	16	(.266)	(1.75)	0	0	1	0	0	39	1	1	5.97
4/12	@ Iowa	W 10-6	9.0	8	6	6	2	10	2	1	2	18	(.235)	(1.11)	0	0	1	1	0	37	0	0	5.97
4/13	@ Iowa	L 14-1	8.0	15	14	12	4	8	7	0	2	28	(.375)	(2.38)	0	0	2	0	0	46	0	0	6.54
4/14	@ Iowa	W 11-8	9.0	11	8	7	4	14	2	0	2	19	(.297)	(1.67)	1	0	2	0	1	45	1	1	6.57
4/18	WINNETT	L 4-1	9.0	7	4	4	6	9	0	1	0	8	(.207)	(1.33)	0	0	0	0	0	39	0	0	6.39
4/19	WINNETT	L 6-2	9.0	10	6	6	1	9	3	0	2	19	(.286)	(1.22)	0	0	0	1	0	36	0	0	6.36
4/20	WINNETT	L 9-3	9.0	10	9	6	5	7	1	1	1	16	(.286)	(1.67)	2	0	0	1	0	41	0	0	6.34
4/21	WINNETT	L 7-3	9.0	11	7	4	4	8	4	0	1	18	(.297)	(1.67)	4	1	0	2	0	42	0	0	6.34
4/22	WINNETT	L 5-2	9.0	10	5	3	4	5	5	1	1	14	(.294)	(1.67)	0	0	2	1	0	42	0	0	6.08
4/23	WINNETT	W 5-3	9.0	8	3	3	3	7	2	0	0	10	(.229)	(1.22)	2	0	0	1	0	39	1	1	5.91
4/25	@ Nashville	L 8-3	8.0	11	8	8	3	5	2	1	2	21	(.333)	(1.75)	0	0	0	0	0	38	0	0	6.05
4/26	@ Nashville	L 5-0	8.0	11	5	5	3	5	3	0	1	17	(.333)	(1.75)	0	0	0	0	0	37	0	0	6.03
4/27	@ Nashville	W 2-1	9.0	6	1	1	5	10	1	0	0	7	(.200)	(1.22)	0	0	1	1	0	36	1	1	5.80
4/28	@ Nashville	L 4-3	8.2	7	4	3	4	7	1	0	0	8	(.233)	(1.27)	0	0	0	3	0	34	0	1	5.68
4/29	@ Nashville	L 6-5 (10)	9.1	13	6	5	7	7	2	0	0	18	(.325)	(2.04)	0	0	1	0	0	48	0	1	5.99
4/30	@ Nashville	W 10-6	9.0	9	6	6	5	9	1	0	1	13	(.257)	(1.56)	3	0	1	0	0	42	0	1	5.66
5/2	LOUISVILLE	L 10-4	9.0	14	10	10	5	8	1	0	1	18	(.368)	(2.11)	3	0	0	0	0	45	0	0	5.83
5/3	LOUISVILLE	L 7-4	9.0	11	7	6	4	10	0	0	3	20	(.306)	(1.67)	0	0	1	1	0	41	0	0	5.84
5/4	LOUISVILLE	L 12-10	9.0	13	12	10	3	12	6	0	1	34	(.333)	(1.89)	0	0	2	1	1	43	0	0	6.09
5/5	LOUISVILLE	W 6-2	9.0	7	2	2	3	8	1	0	2	11	(.219)	(1.11)	0	0	0	0	0	36	1	1	5.85
5/6	LOUISVILLE	W 11-9	9.0	13	9	9	3	9	4	0	2	23	(.342)	(1.78)	0	0	1	0	0	42	1	1	5.95
5/7	LOUISVILLE	L 4-2	9.0	6	4	4	7	10	2	0	1	11	(.188)	(1.44)	1	1	0	0	0	39	0	0	5.89
5/9	@ Scranton/WB	L 4-3	8.0	18	14	13	5	6	4	0	4	34	(.486)	(2.88)	0	0	2	4	0	45	0	0	6.14
5/10	@ Scranton/WB	L 4-3	8.0	4	4	4	8	9	0	0	0	8	(.160)	(1.50)	0	0	1	2	0	34	0	0	5.84
5/11	@ Scranton/WB	W 4-3 (11)	11.0	8	3	3	6	15	3	0	0	11	(.216)	(1.27)	1	0	1	1	2	44	0	1	5.96
5/12	@ Scranton/WB	W 3-2	9.0	4	2	2	5	8	0	0	1	7	(.133)	(1.00)	0	0	0	0	0	35	1	1	5.85
5/13	@ Scranton/WB	L 8-6	8.1	10	8	8	7	7	1	0	2	17	(.333)	(2.04)	1	0	1	2	0	38	0	1	5.92
5/14	@ Scranton/WB	W 6-5	9.0	9	3	3	5	13	1	0	2	16	(.250)	(1.56)	0	0	0	0	0	41	1	2	5.84
5/16	TOLEDO	W 8-2	9.0	12	9	7	3	11	3	0	3	24	(.308)	(1.67)	2	0	0	1	0	42	0	0	5.87
5/17	TOLEDO	W 16-8	9.0	14	8	8	2	14	2	0	3	25	(.341)	(1.78)	1	0	0	0	0	43	0	0	5.92
5/18	TOLEDO	W 9-0	9.0	3	0	0	4	7	1	0	0	4	(.107)	(0.78)	1	0	1	2	0	33	0	0	5.70
5/19	TOLEDO	W 9-1	9.0	6	1	0	4	7	0	0	0	8	(.188)	(1.11)	1	0	0	1	0	36	0	0	5.63
5/20	TOLEDO	W 4-1	8.0	5	4	4	8	9	0	0	0	5	(.179)	(1.44)	0	0	0	0	0	39	0	0	5.64
5/21	TOLEDO	W 8-4	9.0	15	4	4	1	6	6	0	2	27	(.385)	(1.78)	0	0	2	2	0	42	0	0	5.56
5/23	@ St. Paul	W 6-1	9.0	6	1	1	2	7	1	0	0	7	(.182)	(0.89)	0	0	0	0	0	35	0	0	5.45
5/24	@ St. Paul	L 6-5	8.0	9	6	6	6	13	2	1	0	11	(.273)	(1.88)	0	0	0	0	0	39	0	0	5.48
5/25	@ St. Paul	L 8-6	8.0	10	8	8	5	13	1	1	0	18	(.313)	(1.88)	0	0	1	1	0	38	0	0	5.48
5/26	@ St. Paul	W 9-4	9.0	8	4	4	7	7	0	0	1	12	(.250)	(1.67)	0	0	1	1	0	40	1	1	5.45
5/27	@ St. Paul	L 14-1	8.0	16	14	11	6	12	2	1	2	26	(.381)	(2.75)	0	0	0	0	0	48	0	0	5.58
5/28	@ St. Paul	L 10-6	8.0	9	10	6	3	7	1	0	2	16	(.290)	(1.50)	0	0	1	0	0	36	0	1	5.60
5/30	MEMPHIS	W 7-6	9.0	6	6	6	9	8	1	0	2	13	(.194)	(1.67)	0	0	1	1	0	41	1	1	5.61
5/31	MEMPHIS	L 9-4	9.0	11	9	7	4	10	1	0	6	30	(.282)	(1.67)	1	0	0	0	0	44	0	0	5.64
6/1	MEMPHIS	L 12-6	9.0	11	12	12	11	8	2	0	3	22	(.297)	(2.44)	0	0	0	1	0	48	0	0	5.76
6/2	MEMPHIS	W 10-9 (10)	10.0	12	9	7	7	10	2	0	1	17	(.300)	(1.90)	0	0	0	3	0	48	0	1	5.77
6/4	MEMPHIS	L 4-2	9.0	6	4	3	1	9	1	0	1	10	(.176)	(0.78)	2	0	0	0	0	35	0	0	5.72
6/6	@ Indianapolis	L 6-2	9.0	9	6	7	11	2	1	0	13	(.257)	(1.78)	1	0	0	1	0	42	0	0	5.73	
6/7	@ Indianapolis	W 9-7	9.0	10	7	7	4	13	3	1	1	18	(.286)	(1.56)	0	0	0	1	0	39	0	0	5.68
6/8	@ Indianapolis	W 15-7	9.0	11	7	7	8	7	3	0	1	17	(.306)	(2.11)	0	0	0	1	0	44	0	0	5.70
6/9	@ Indianapolis	W 6-2	9.0	8	2	2	1	12	1	0	1	12	(.216)	(1.00)	0	0	0	0	0	38	0	0	5.64
6/10	@ Indianapolis	W 9-5	9.0	8	5	5	10	11	1	0	9	24	(.242)	(2.00)	0	0	0	1	0	44	1	1	5.66
6/13	COLUMBUS	W 6-5	9.0	9	5	5	6	10	3	0	1	15	(.250)	(1.67)	1	0	1	0	0	43	1	2	5.62
6/14	COLUMBUS	W 6-1	9.0	4	1	1	6	11	0	0	0	4	(.133)	(1.11)	0	0	1	0	0	38	0	0	5.54
6/15	COLUMBUS	W 4-2	9.0	5	2	2	1	4	0	0	2	11	(.161)	(0.67)	0	0	1	1	0	33	1	0	5.49
6/16	COLUMBUS	W 4-1	8.0	6	1	1	3	6	0	0	0	6	(.194)	(1.00)	0	0	0	3	0	34	0	0	5.42
6/17	COLUMBUS	W 13-4	9.0	11	4	4	4	7	1	0	0	18	(.297)	(1.67)	1	0	0	1	0	41	0	0	5.40
6/18	COLUMBUS	W 6-4	9.0	6	4	4	5	9	2	1	0	10	(.194)	(1.22)	2	0	0	0	0	37	1	1	5.37
6/20	@ Rochester	L 5-4	8.0	7	5	5	5	13	1	0	1	11	(.233)	(1.50)	1	1	1	0	0	36	0	1	5.38
6/21	@ Rochester	W 7-3	9.0	7	3	2	2	8	1	0	1	11	(.219)	(1.00)	1	0	0	0	0	36	0	0	5.33
6/22	@ Rochester	W 8-4	9.0	8	4	4	5	7	1	0	3	18	(.229)	(1.44)	1	0	0	0	0	40	0	0	5.31
6/23	@ Rochester	W 4-2	9.0	5	2	1	5	7	1	1	0	8	(.167)	(1.11)	0	0	2	2	0	38	1	1	5.24
6/24	@ Rochester	L 3-2	8.1	9	3	3	5	8	4	0	1	16	(.273)	(1.68)	1	0	0	0	1	39	0	0	5.22
6/25	@ Rochester	W 7-3	9.0	10	3	3	4	8	2	0	1	15	(.270)	(1.56)</									

DATE	OPPONENT	RESULT	AB	R	H	TB	2B	3B	HR	XBH	RBI	BB	IBB	SO	SB	CS	HBP	SAC	SF	GIDP	LOB	AVG (SEASON)
3/31	@ Indianapolis	W 8-6	40	8	12	16	2	1	0	2	8	9	0	12	3	0	0	0	0	0	14	300
4/1	@ Indianapolis	W 12-1	42	12	16	24	2	1	0	2	12	6	0	10	3	0	0	0	0	2	11	341
4/2	@ Indianapolis	W 8-3	39	8	12	22	1	0	3	4	8	4	0	5	2	0	1	0	0	0	9	331
4/4	TOLEDO	L 9-2	29	2	6	12	1	0	1	3	2	4	0	10	1	1	0	0	0	4	6	307
4/5	TOLEDO	L 7-6	34	6	8	18	1	0	2	4	6	4	0	10	1	1	0	0	0	1	4	293
4/6	TOLEDO	L 8-5	32	6	7	15	0	0	2	3	3	3	0	12	2	1	0	0	1	1	4	282
4/7	TOLEDO	W 9-4	34	9	12	18	3	0	1	4	8	4	0	11	0	0	0	0	1	1	6	292
4/8	TOLEDO	W 13-8	36	13	12	26	2	0	4	6	13	5	0	9	0	0	0	0	0	0	4	297
4/9	TOLEDO	L 8-2	33	2	6	11	2	0	1	3	2	6	0	12	0	0	2	0	0	0	12	285
4/11	@ Iowa	W 9-6	38	6	10	20	4	0	2	6	6	1	0	6	0	0	0	0	0	0	6	283
4/12	@ Iowa	W 10-6	38	10	12	29	5	0	4	9	10	3	0	9	1	1	0	0	0	0	5	286
4/13	@ Iowa	L 14-1	31	1	6	12	3	0	1	4	1	1	0	4	0	0	0	0	0	1	4	279
4/14	@ Iowa	W 11-8	38	11	11	14	3	0	0	3	10	7	0	7	5	1	2	0	1	0	10	280
4/18	WINNETT	L 4-1	31	1	7	10	3	0	0	3	1	3	0	7	0	1	0	0	0	1	3	277
4/19	WINNETT	L 7-3	31	2	6	14	2	0	2	4	2	3	0	7	2	0	0	0	0	1	5	272
4/20	WINNETT	L 9-3	27	3	3	4	1	0	0	1	3	11	0	10	2	0	0	0	2	1	10	264
4/21	WINNETT	L 7-3	35	3	9	13	1	0	1	2	3	4	0	8	1	0	0	0	0	1	9	264
4/22	WINNETT	L 5-2	27	2	4	8	3	0	0	2	2	4	0	8	0	1	0	0	0	3	2	259
4/23	WINNETT	W 9-5	31	5	12	15	3	0	0	2	5	4	0	7	6	1	0	0	0	0	6	265
4/25	@ Nashville	L 8-3	29	3	5	6	1	0	0	1	3	3	0	12	0	0	1	0	0	2	3	261
4/26	@ Nashville	L 5-0	30	0	4	5	1	0	0	1	0	2	0	7	3	0	0	0	0	2	5	255
4/27	@ Nashville	W 2-1	33	2	4	13	2	0	1	3	2	2	0	11	2	1	0	0	0	1	3	255
4/28	@ Nashville	L 4-3	37	3	5	5	0	0	1	0	0	5	0	9	2	1	0	0	0	1	3	251
4/29	@ Nashville	L 6-5 (10)	30	5	8	15	4	0	0	1	6	4	0	9	3	0	0	0	0	4	2	248
4/30	@ Nashville	W 10-6	34	10	11	23	3	0	3	6	10	7	0	7	0	3	0	1	3	1	9	253
5/2	LOUISVILLE	L 10-4	33	4	6	9	1	0	0	2	4	7	0	10	0	1	1	0	0	1	10	250
5/3	LOUISVILLE	L 7-4	34	10	10	13	3	0	0	3	4	2	0	6	0	0	0	0	0	3	5	252
5/4	LOUISVILLE	L 12-10	40	10	11	17	3	0	1	4	8	6	0	8	6	0	0	0	0	11	7	248
5/5	LOUISVILLE	W 6-2	30	6	5	12	1	0	2	3	6	3	0	10	3	0	0	0	0	0	3	250
5/6	LOUISVILLE	W 11-9	31	11	12	16	1	0	1	2	10	6	0	6	2	1	4	1	1	0	8	254
5/7	LOUISVILLE	L 4-3	35	3	8	17	1	1	2	4	3	2	0	10	2	0	0	0	0	0	7	253
5/9	@ Scranton/WB	L 14-2	31	2	4	11	1	1	1	3	0	0	0	8	3	1	0	0	0	1	9	250
5/10	@ Scranton/WB	L 4-3	30	3	5	11	1	0	1	2	3	7	0	9	3	0	1	0	0	2	6	243
5/11	@ Scranton/WB	W 4-3 (11)	36	4	4	8	1	0	1	2	2	7	0	9	3	0	1	0	0	0	2	243
5/12	@ Scranton/WB	W 3-2	32	3	8	10	2	0	0	2	3	2	0	7	1	1	0	0	1	0	5	243
5/13	@ Scranton/WB	L 8-6	37	6	14	21	4	1	3	5	6	1	0	8	3	1	1	0	0	0	6	248
5/14	@ Scranton/WB	L 7-4	33	6	7	20	2	1	3	6	2	1	0	13	2	1	0	0	0	0	6	247
5/16	@ Scranton/WB	W 6-2	36	2	9	10	1	0	0	1	2	8	0	12	2	0	0	0	0	0	15	241
5/17	TOLEDO	W 16-8	41	16	18	34	7	0	3	10	15	5	0	9	3	0	2	0	0	1	8	253
5/18	TOLEDO	W 9-0	36	9	14	20	3	1	1	4	9	4	0	6	0	0	1	0	0	2	8	256
5/19	TOLEDO	W 9-1	32	9	12	18	4	0	0	5	8	8	0	7	5	0	1	0	0	1	9	259
5/20	TOLEDO	W 11-7	39	11	17	2	0	0	1	7	16	2	0	10	0	0	0	0	0	0	8	259
5/21	TOLEDO	W 8-4	35	8	12	28	2	1	4	7	7	6	0	6	2	0	0	0	0	1	9	257
5/23	@ St. Paul	W 6-1	35	6	10	18	5	0	1	6	6	4	0	11	0	0	0	0	1	2	7	258
5/24	@ St. Paul	L 6-5	38	5	10	15	3	0	1	2	5	6	0	12	1	1	2	0	0	1	12	259
5/25	@ St. Paul	L 8-6	36	6	10	16	3	0	1	4	6	7	0	6	6	0	0	0	0	1	12	259
5/26	@ St. Paul	L 6-4	32	6	9	11	1	0	0	1	3	8	0	7	7	1	0	0	0	2	8	259
5/27	@ St. Paul	L 14-1	28	1	6	9	0	0	0	1	1	7	0	8	0	2	1	0	0	4	8	258
5/28	@ St. Paul	L 10-6	34	6	11	12	1	0	1	5	3	0	0	5	2	0	0	0	0	4	4	260
5/30	MEMPHIS	W 7-6	34	7	10	24	4	1	2	7	3	1	0	5	0	0	1	0	0	1	6	261
5/31	MEMPHIS	L 9-4	37	4	9	9	0	0	0	0	3	1	0	10	3	0	1	0	0	1	8	261
6/1	MEMPHIS	L 12-6	34	6	9	20	2	0	3	5	6	6	0	10	1	0	1	0	0	2	8	261
6/2	MEMPHIS	W 10-9 (10)	40	10	13	20	4	0	1	5	9	3	0	8	4	1	0	2	1	0	8	263
6/3	MEMPHIS	L 4-2	31	2	6	7	1	0	0	1	1	6	0	11	0	0	0	0	0	1	8	261
6/4	MEMPHIS	L 6-5	37	5	12	13	1	0	0	1	4	6	0	8	2	0	0	0	0	2	11	263
6/6	@ Indianapolis	W 4-2	32	4	8	13	2	0	0	3	4	2	0	5	5	1	0	1	0	0	5	262
6/7	@ Indianapolis	W 9-7	33	9	10	16	3	0	1	4	9	10	0	7	5	0	1	0	2	2	10	263
6/8	@ Indianapolis	W 15-7	36	15	12	18	3	0	1	4	15	11	0	11	4	0	0	0	3	0	8	264
6/9	@ Indianapolis	W 6-2	39	6	13	19	3	0	1	4	8	0	0	8	2	0	1	0	0	1	7	266
6/10	@ Indianapolis	W 9-5	37	9	12	18	3	0	1	4	8	10	0	1	8	5	1	0	1	0	13	267
6/13	COLUMBUS	W 6-5	29	6	12	14	1	0	2	3	6	4	0	10	2	0	1	0	0	1	4	266
6/14	COLUMBUS	W 6-1	26	6	5	16	2	0	3	5	6	6	0	7	2	0	1	1	1	0	5	265
6/15	COLUMBUS	W 4-2	29	4	6	18	0	1	0	1	4	3	0	8	2	0	1	0	1	0	5	265
6/16	COLUMBUS	W 4-1	30	4	10	18	5	0	1	6	4	3	0	7	0	1	0	0	0	1	5	266
6/17	COLUMBUS	W 13-4	37	13	15	23	2	0	2	4	13	9	0	10	0	0	0	0	0	1	10	270
6/18	COLUMBUS	W 6-4	34	6	13	23	4	0	2	6	6	1	0	7	1	0	2	0	0	1	7	270
6/20	@ Rochester	L 5-4	31	4	7	8	1	0	0	1	4	7	0	10	0	2	0	0	1	1	8	269
6/21	@ Rochester	W 7-3	35	7	10	13	3	0	0	3	7	6	0	8	0	0	0	0	0	2	7	269
6/22	@ Rochester	W 8-4	37	8	11	16	0	1	3	7	3	0	0	12	2	0	1	0	0	1	6	270
6/23	@ Rochester	W 4-2	33	4	7	12	2	0	1	3	3	2	0	8	0	0	1	1	0	0	6	269
6/24	@ Rochester	L 3-2	30	2	5	11	1	1	1	3	2	6	0	11	1	0	0	1	0	1	8	268
6/25	@ Rochester	W 7-3	33	7	5	10	1	0	0	1	6	7	0	10	3	1	0	0	2	1	5	268
6/28	IOWA	W 9-2	30	2	5	9	0	1	0	1	2	3	0	9	1	0	0	1	0	1	1	267
6/29	IOWA	W 8-3	34	8	12	28	5	1	3	9	8	7	0	11	2	0	0	0	0	0	11	268
6/30	IOWA	L 6-5	37	5	9	12	3	0	0	3	3	4	0	12	1	0	1	0	0	1	10	267
7/2 [61]	IOWA	W 11-1 (7)	31	11	16	27	5	0	2	7	11	3	0	7	0	0	1	0	0	2	6	270
7/2 [62]	IOWA	L 6-2 (7)	26	2	6	11	2	0	1	3	1	0	0	7	1	1	0	0	0	0	3	270
7/3	IOWA	L 7-6	32	6</																		

HITTING

SERIES	OPPONENT	DATES	AVG	G	AB	R	H	TB	2B	3B	HR	RBI	BB	IBB	SO	SB	CS	OBP	SLG	OPS	PA	SAC	SF	HBP	GIDP
SERIES 1	@ Indianapolis	3/31 - 4/2	.331	3	121	28	40	62	5	1	5	28	19	0	27	10	0	.420	.512	.932	143	0	2	1	0
SERIES 2	TOLEDO	4/4 - 4/9	.258	6	198	37	51	100	9	2	12	34	28	0	61	5	2	.355	.505	.860	231	0	2	3	7
SERIES 3	@ Iowa	4/11 - 4/16	.269	4	145	28	39	75	15	0	7	27	12	0	26	6	2	.335	.517	.852	161	0	1	3	1
SERIES 4	GWINNETT	4/18 - 4/23	.225	6	182	16	41	64	11	0	4	16	29	0	50	11	3	.330	.352	.682	215	0	3	1	7
SERIES 5	@ Nashville	4/25 - 4/30	.212	6	193	23	41	67	11	0	5	21	20	0	52	11	1	.292	.347	.639	220	1	3	3	9
SERIES 6	LOUISVILLE	5/2 - 5/7	.256	6	203	38	52	84	10	2	6	35	24	0	48	13	2	.349	.414	.763	236	1	2	6	4
SERIES 7	@ Scranton/WB	5/9 - 5/14	.211	6	199	24	42	78	11	2	7	20	20	0	50	12	4	.290	.392	.682	224	0	2	3	3
SERIES 8	TOLEDO	5/16 - 5/21	.321	6	209	45	67	112	17	2	8	42	38	0	56	14	1	.433	.536	.969	252	0	1	4	5
SERIES 9	@ St. Paul	5/23 - 5/28	.276	6	203	30	56	79	11	0	4	26	35	0	49	16	4	.391	.389	.780	243	0	1	4	14
SERIES 10	MEMPHIS	5/30 - 6/4	.286	6	213	34	61	93	12	1	6	28	24	0	52	10	3	.365	.437	.802	243	2	1	3	7
SERIES 11	@ Indianapolis	6/6 - 6/11	.311	5	177	43	55	84	14	0	5	42	33	1	39	21	1	.414	.475	.889	221	1	7	3	3
SERIES 12	COLUMBUS	6/13 - 6/18	.303	6	185	39	56	102	14	1	10	39	26	0	49	7	1	.397	.551	.948	220	1	3	5	4
SERIES 13	@ Rochester	6/20 - 6/25	.246	6	199	32	49	70	10	1	3	28	31	0	59	6	3	.349	.352	.701	237	2	3	2	6
SERIES 14	IOWA	6/28 - 7/3	.279	6	190	34	53	93	17	1	7	30	23	1	57	5	2	.364	.489	.853	218	1	1	3	4
SERIES 15	@ Gwinnett	7/4 - 7/9	.250	5	168	22	42	73	12	2	5	21	20	0	44	10	3	.325	.435	.760	191	0	3	0	3
SERIES 16	INDIANAPOLIS	7/14 - 7/16	.280	3	107	17	30	56	2	0	8	16	12	0	24	1	0	.364	.523	.887	121	0	0	2	1
SERIES 17	ST. PAUL	7/18 - 7/23																							
SERIES 18	@ Columbus	7/25 - 7/30																							
SERIES 19	@ Louisville	8/1 - 8/6																							
SERIES 20	IOWA	8/8 - 8/13																							
SERIES 21	@ Toledo	8/15 - 8/20																							
SERIES 22	ST. PAUL	8/22 - 8/27																							
SERIES 23	LOUISVILLE	8/29 - 9/3																							
SERIES 24	@ Iowa	9/5 - 9/10																							
SERIES 25	INDIANAPOLIS	9/12 - 9/17																							
SERIES 26	@ Columbus	9/19 - 9/24																							

PITCHING

SERIES	OPPONENT	DATES	W	L	ERA	G	GS	CG	SHO	GF	HLD	SV	SVO	IP	H	R	ER	HR	HB	BB	IBB	SO	AVG	WP	BK	GDP
SERIES 1	@ Indianapolis	3/31 - 4/2	3	0	3.33	3	3	0	0	3	0	1	1	27.0	27	10	10	2	3	9	0	25	.273	0	1	9
SERIES 2	TOLEDO	4/4 - 4/9	2	4	6.67	6	6	0	0	6	0	0	1	54.0	69	44	40	11	4	30	0	56	.303	2	1	6
SERIES 3	@ Iowa	4/11 - 4/16	2	2	9.00	4	4	0	0	4	2	1	1	34.0	41	37	34	8	6	17	1	42	.289	1	0	1
SERIES 4	GWINNETT	4/18 - 4/23	1	5	4.50	6	6	0	0	6	3	1	1	54.0	55	34	27	5	2	24	0	39	.268	10	1	6
SERIES 5	@ Nashville	4/25 - 4/30	2	4	4.85	6	6	0	0	6	6	1	4	52.0	57	30	28	5	3	26	0	43	.284	3	0	4
SERIES 6	LOUISVILLE	5/2 - 5/7	2	4	6.83	6	6	0	0	6	3	2	3	54.0	64	44	41	14	2	26	0	53	.298	4	1	2
SERIES 7	@ Scranton/WB	5/9 - 5/14	3	3	5.57	6	6	0	0	6	7	2	5	53.1	53	34	33	10	5	36	2	58	.272	3	0	9
SERIES 8	TOLEDO	5/16 - 5/21	4	2	3.83	6	6	0	1	6	3	0	0	54.0	55	26	23	8	5	22	0	55	.266	5	0	7
SERIES 9	@ St. Paul	5/23 - 5/28	2	4	5.94	6	6	0	0	6	1	1	3	50.0	58	43	33	6	3	29	0	51	.286	0	0	2
SERIES 10	MEMPHIS	5/30 - 6/4	2	4	6.71	6	6	0	0	6	4	1	3	55.0	55	46	41	13	0	39	0	56	.255	4	0	6
SERIES 11	@ Indianapolis	6/6 - 6/11	5	0	4.60	5	5	0	0	5	2	2	2	45.0	44	23	23	3	1	29	0	55	.254	1	0	4
SERIES 12	COLUMBUS	6/13 - 6/18	6	0	2.83	6	6	0	0	6	6	3	4	54.0	41	17	17	5	3	25	0	47	.209	4	0	5
SERIES 13	@ Rochester	6/20 - 6/25	4	2	3.10	6	6	0	0	6	7	1	2	52.1	46	20	18	7	3	26	1	51	.234	4	1	2
SERIES 14	IOWA	6/28 - 7/3	2	4	5.58	6	6	0	0	6	1	0	1	50.0	41	32	31	10	0	31	0	58	.225	1	0	5
SERIES 15	@ Gwinnett	7/4 - 7/9	1	4	5.14	5	5	0	0	5	1	1	4	42.0	35	29	24	5	3	27	1	41	.227	1	0	3
SERIES 16	INDIANAPOLIS	7/14 - 7/16	1	2	9.00	3	3	0	0	3	0	0	0	27.0	36	27	27	8	1	22	1	30	.330	2	0	3
SERIES 17	ST. PAUL	7/18 - 7/23																								
SERIES 18	@ Columbus	7/25 - 7/30																								
SERIES 19	@ Louisville	8/1 - 8/6																								
SERIES 20	IOWA	8/8 - 8/13																								
SERIES 21	@ Toledo	8/15 - 8/20																								
SERIES 22	ST. PAUL	8/22 - 8/27																								
SERIES 23	LOUISVILLE	8/29 - 9/3																								
SERIES 24	@ Iowa	9/5 - 9/10																								
SERIES 25	INDIANAPOLIS	9/12 - 9/17																								
SERIES 26	@ Columbus	9/19 - 9/24																								

SERIES WINS: 5 (2 at Home, 3 on Road)SERIES LOSSES: 9 (6 at Home, 3 on Road)SERIES SPLITS: 2 (2 on Road)

STARTING PITCHERS

SERIES	OPPONENT	DATES	W	L	ERA	G	CG	SHO	IP	H	R	ER	2B	3B	HR	TB	BB	IBB	SO	WHIP	AVG	HBP	WP	BK	GDP	K/BB	NP	NS	TBF
SERIES 1	@ Indianapolis	3/31 - 4/2	0	0	6.55	3	0	0	11.0	13	8	8	2	1	2	23	4	0	13	1.55	.295	2	0	0	2	3.25	187	118	50
SERIES 2	TOLEDO	4/4 - 4/9	1	3	4.97	6	0	0	25.1	31	16	14	7	1	4	52	12	0	22	1.70	.290	0	1	0	3	1.83	484	299	120
SERIES 3	@ Iowa	4/11 - 4/16	0	2	17.51	4	0	0	12.1	20	24	24	6	0	7	47	10	0	16	2.43	.357	1	0	0	1	1.60	280	170	68
SERIES 4	GWINNETT	4/18 - 4/23	1	2	3.55	6	0	0	33.0	29	17	13	6	2	2	45	14	0	21	1.30	.246	0	3	0	5	1.50	514	321	137
SERIES 5	@ Nashville	4/25 - 4/30	1	2	5.23	6	0	0	31.0	32	18	18	8	1	4	54	11	0	20	1.39	.274	1	1	0	2	1.82	534	348	132
SERIES 6	LOUISVILLE	5/2 - 5/7	1	3	8.13	6	0	0	27.2	37	25	25	5	1	10	74	9	0	21	1.66	.325	1	0	0	1	2.33	478	308	125
SERIES 7	@ Scranton/WB	5/9 - 5/14	1	1	5.92	6	0	0	24.1	28	16	16	8	0	5	51	15	0	24	1.77	.298	2	0	0	2	1.60	458	279	111
SERIES 8	TOLEDO	5/16 - 5/21	1	1	5.26	6	0	0	25.2	32	15	15	9	0	6	59	12	0	20	1.71	.311	1	2	0	4	1.67	456	271	116
SERIES 9	@ St. Paul	5/23 - 5/28	2	1	3.33	6	0	0	27.0	26	10	10	5	0	0	31	10	0	21	1.33	.255	0	0	0	2	2.10	432	278	112
SERIES 10	MEMPHIS	5/30 - 6/4	1	2	6.00	6	0	0	30.0	33	23	20	6	1	10	71	14	0	29	1.57	.277	0	2	0	3	2.07	555	336	135
SERIES 11	@ Indianapolis	6/6 - 6/11	3	0	5.25	5	0	0	24.0	24	14	14	5	2	3	42	13	0	27	1.54	.258	1	0	0	2	2.08	419	253	107
SERIES 12	COLUMBUS	6/13 - 6/18	4	0	2.35	6	0	0	30.2	23	8	8	2	0	5	40	13	0	16	1.17	.211	2	1	0	5	1.23	463	288	125
SERIES 13	@ Rochester	6/20 - 6/25	3	0	2.79	6	0	0	29.0	29	11	9	6	0	5	50	7	0	25	1.24	.261	1	1	1	2	3.57	491	324	123
SERIES 14	IOWA	6/28 - 7/3	0	2	5.54	6	0	0	26.0	24	16	16	5	1	6	49	12	0	28	1.38	.250	0	0	0	3	2.33	425	263	108
SERIES 15	@ Gwinnett	7/4 - 7/9	1	0	0.86	5	0	0	21.0	15	2	2	3	0	0	18	6	0	24	1.00	.203	0	0	0	2	4.00	323	204	81
SERIES 16	INDIANAPOLIS	7/14 - 7/16	0	1	11.05	3	0	0	7.1	11	9	9	4	0	3	24	7	0	4	2.45	.367	1	0	0	2	0.57	154	89	38
SERIES 17	ST. PAUL	7/18 - 7/23																											
SERIES 18	@ Columbus	7/25 - 7/30																											
SERIES 19	@ Louisville	8/1 - 8/6																											
SERIES 20	IOWA	8/8 - 8/13																											
SERIES 21	@ Toledo	8/15 - 8/20																											
SERIES 22	ST. PAUL	8/22 - 8/27																											
SERIES 23	LOUISVILLE	8/29 - 9/3																											
SERIES 24	@ Iowa	9/5 - 9/10																											
SERIES 25	INDIANAPOLIS	9/12 - 9/17																											
SERIES 26	@ Columbus	9/19 - 9/24																											

RELIEVERS

SERIES	OPPONENT	DATES	W	L	ERA	G	HLD	SV	SVO	IP	H	R	ER	2B	3B	HR	TB	BB	IBB	SO	WHIP	AVG	HBP	WP	BK	GDP	K/BB	NP	NS	TBF	IR	IRS
SERIES 1	@ Indianapolis	3/31 - 4/2	3	0	1.13	3	0	1	1	16.0	14	2	2	4	0	0	18	5	0	12	1.19	.255	1	0	1	7	2.40	218	132	61	1	1
SERIES 2	TOLEDO	4/4 - 4/9	1	1	8.16	6	0	0	1	28.2	38	28	26	9	1	7	70	18	0	34	1.95	.314	4	1	1	3	1.89	579	345	143	7	5
SERIES 3	@ Iowa	4/11 - 4/16	2	0	4.15	4	2	1	1	21.2	21	13	10	8	1	1	34	7	1	26	1.29	.244	5	1	0	0	3.71	374	229	99	4	4
SERIES 4	GWINNETT	4/18 - 4/23	0	3	6.00	6	3	1	1	21.0	26	17	14	5	0	3	40	10	0	18	1.71	.299	2	7	1	1	1.80	379	235	102	5	4
SERIES 5	@ Nashville	4/25 - 4/30	1	2	4.29	6	6	1	4	21.0	25	12	10	2	0	1	30	15	0	23	1.90	.298	2	2	0	2	1.53	414	237	103	14	3
SERIES 6	LOUISVILLE	5/2 - 5/7	1	1	5.47	6	3	2	3	26.1	27	19	16	4	0	4	43	17	0	32	1.67	.267	1	4	1	1	1.88	489	293	121	9	5
SERIES 7	@ Scranton/WB	5/9 - 5/14	2	2	5.28	6	7	2	5	29.0	25	18	17	2	0	5	42	21	2	34	1.59	.248	3	3	0	7	1.62	538	318	126	12	3
SERIES 8	TOLEDO	5/16 - 5/21	3	1	2.54	6	3	0	0	28.1	23	11	8	5	0	2	34	10	0	35	1.16	.221	4	3	0	3	3.50	503	303	119	10	3
SERIES 9	@ St. Paul	5/23 - 5/28	0	3	9.00	6	1	1	3	23.0	32	33	23	5	2	6	59	19	0	30	2.22	.317	3	0	0	0	1.58	498	285	124	8	5
SERIES 10	MEMPHIS	5/30 - 6/4	1	2	7.56	6	4	1	3	25.0	22	23	21	3	0	3	34	25	0	27	1.88	.227	0	2	0	3	1.08	528	308	123	18	9
SERIES 11	@ Indianapolis	6/6 - 6/11	2	0	3.86	5	2	2	2	21.0	20	9	9	3	0	0	23	16	0	28	1.71	.250	0	1	0	2	1.75	388	237	98	14	2
SERIES 12	COLUMBUS	6/13 - 6/18	2	0	3.47	6	6	3	4	23.1	18	9	9	4	1	0	24	12	0	31	1.29	.207	1	3	0	0	2.58	385	252	101	9	3
SERIES 13	@ Rochester	6/20 - 6/25	1	2	3.47	6	7	1	2	23.1	17	9	9	4	1	2	29	19	1	26	1.54	.198	2	3	0	0	1.37	429	255	108	5	0
SERIES 14	IOWA	6/28 - 7/3	2	2	5.63	6	1	0	1	24.0	17	16	15	2	0	4	31	19	0	30	1.50	.198	0	1	0	2	1.58	434	247	107	12	2
SERIES 15	@ Gwinnett	7/4 - 7/9	0	4	9.43	5	1	1	4	21.0	20	27	22	4	0	5	39	21	1	17	1.95	.250	3	1	0	1	0.81	410	227	105	12	7
SERIES 16	INDIANAPOLIS	7/14 - 7/16	1	1	8.24	3	0	0	0	19.2	25	18	18	6	0	5	46	15	1	26	2.03	.316	0	2	0	1	1.73	388	235	96	4	1
SERIES 17	ST. PAUL	7/18 - 7/23																														
SERIES 18	@ Columbus	7/25 - 7/30																														
SERIES 19	@ Louisville	8/1 - 8/6																														
SERIES 20	IOWA	8/8 - 8/13																														
SERIES 21	@ Toledo	8/15 - 8/20																														
SERIES 22	ST. PAUL	8/22 - 8/27																														
SERIES 23	LOUISVILLE	8/29 - 9/3																														
SERIES 24	@ Iowa	9/5 - 9/10																														
SERIES 25	INDIANAPOLIS	9/12 - 9/17																														
SERIES 26	@ Columbus	9/19 - 9/24																														

2023 STORM CHASER QUALITY STARTS (14)

STARTER (# IN 2023) GAME		DEC	IP	H	R	ER	HR	HB	BB	IBB	SO	WP	BK	GIDP	TBF	% K/BF	NP-S	S%	FPS	FPS%	P/IP	CATCHER
1.	Jonathan Heasley (1) 4/7 vs. Toledo	W	6.0	6	2	2	1	0	2	0	5	0	0	0	26	19.2%	92 - 61	66.30%	19	73.08%	15.33	Fermin
2.	Mike Mayers (1) 4/18 vs. Gwinnett	—	6.0	3	1	1	0	0	2	0	2	0	0	0	23	8.7%	82 - 54	65.85%	13	56.52%	13.67	Fermin
3.	Jonathan Heasley (2) 4/19 vs. Gwinnett	L	7.0	7	3	3	1	0	0	0	7	0	0	1	26	26.9%	95 - 60	63.16%	15	57.69%	13.57	Porter
4.	Austin Cox (1) 4/27 @ Nashville	W	6.0	4	0	0	0	0	3	0	5	0	0	1	22	22.7%	101 - 62	61.39%	12	54.55%	16.83	Reetz
5.	Drew Parrish (1) 4/28 @ Nashville	—	6.0	1	0	0	0	0	2	0	5	0	0	1	20	25.0%	90 - 56	62.22%	6	30.00%	15.00	Porter
6.	Mike Mayers (2) 5/5 vs. Louisville	W	6.0	4	1	1	1	0	1	0	5	0	0	0	22	22.7%	79 - 55	69.62%	14	63.64%	13.17	Reetz
7.	Daniel Lynch (1) 5/23 @ St. Paul	W	6.0	3	0	0	0	0	0	0	5	0	0	0	21	23.8%	61 - 47	77.05%	14	66.67%	10.17	Porter
8.	Max Castillo (1) 5/28 @ St. Paul	—	6.0	4	1	1	0	0	0	0	4	0	0	0	21	19.0%	69 - 46	66.67%	12	57.14%	11.50	Reetz
9.	Max Castillo (2) 6/9 @ Indianapolis	W	6.0	4	1	1	1	0	1	0	8	0	0	0	25	32.0%	89 - 61	68.54%	16	64.00%	14.83	Reetz
10.	Jonathan Heasley (3) 6/13 vs. Columbus	—	6.0	5	2	2	1	0	2	0	4	1	0	0	25	16.0%	93 - 57	61.29%	15	60.00%	15.50	Reetz
11.	Max Castillo (3) 6/15 vs. Columbus	W	6.0	4	2	2	2	1	0	0	0	0	0	1	21	0.0%	75 - 51	68.00%	14	66.67%	12.50	Porter
12.	Anthony Veneziano (1) 6/16 vs. Columbus	W	6.1	3	0	0	0	0	3	0	2	0	0	3	23	8.7%	87 - 56	64.37%	14	60.87%	13.74	Briceño
13.	Max Castillo (4) 6/30 vs. Iowa	—	6.0	3	3	3	2	0	3	0	2	0	0	1	23	8.7%	89 - 52	58.43%	14	60.87%	14.83	Briceño
14.	Ryan Yarbrough (1) 7/4 @ Gwinnett	—	6.0	3	0	0	0	0	1	0	6	0	0	1	21	28.6%	81 - 50	61.73%	14	66.67%	13.50	Briceño

2023 REHAB ASSIGNMENTS WITH OMAHA

HITTING

PLAYER	DATES	AVG	G	AB	R	H	TB	2B	3B	HR	RBI	BB	IBB	SO	SB	CS	OBP	SLG	OPS	PA	SAC	SF	HBP	GIDP
Drew Waters	May 9 - 24	.327	13	52	12	17	33	6	2	2	6	6	0	13	2	0	.397	.635	1.032	58	0	0	0	3
Nicky Lopez	May 16 - 20	.300	3	10	1	3	4	1	0	0	1	3	0	1	1	0	.462	.400	.862	13	0	0	0	0
Kyle Isbel	June 13 - 25	.290	9	31	7	9	17	2	0	2	6	6	0	6	0	0	.405	.548	.953	37	0	0	0	2
Michael Massey	June 30 - July 3	.182	3	11	2	2	3	1	0	0	0	1	0	3	0	0	.250	.273	.523	12	0	0	0	0
Dairon Blanco	July 19 - July 20	.000	1	3	0	0	0	0	0	0	0	1	0	0	0	0	.250	.000	.250	4	0	0	0	0

PITCHING

PLAYER	DATES	W	L	ERA	G	GS	CG	SHO	GF	HLD	SV	SVO	IP	H	R	ER	HR	HB	BB	IBB	SO	AVG	WP	BK	GIDP	TBF
Daniel Lynch	May 7 - 23	2	0	3.50	4	4	0	0	0	0	0	0	18.0	19	7	7	3	0	3	0	18	.264	1	0	0	75
Amir Garrett	June 22 - 28	0	0	10.13	3	0	0	0	0	1	0	0	2.2	3	3	3	1	0	5	0	2	.273	1	0	0	16
Ryan Yarbrough	June 24 - July 4	0	0	1.23	3	3	0	0	0	0	0	0	14.2	9	2	2	1	0	2	0	18	.176	0	0	1	53
Brad Keller	June 28 - July 16	0	3	21.00	6	2	0	0	0	0	0	0	6.0	10	16	14	1	1	17	0	4	.417	1	0	1	45
Angel Zerpa	June 28 - July 14	0	2	7.31	4	4	0	0	0	0	0	0	16.0	21	13	13	4	1	9	0	16	.318	0	0	1	76