

OMAHA STORM CHASERS GAME NOTES

vs. INDIANAPOLIS INDIANS

RHP Stephen Kolek (0-0, 0.00 ERA) vs. RHP Noah Davis (1-2, 2.29 ERA)

Sunday, April 19, 2026 | 2:05 p.m. CT First Pitch

Werner Park | Papillion, Nebraska

Game #20 | Home Game #12 | 1st Half Game #20

Radio: News Talk 1290 KOIL | Video: Bally Sports Live, MiLB TV

10-9



6-14

Triple-A Affiliate of the Kansas City Royals | 12356 Ballpark Way, Papillion, Nebraska 68046 | (402) 738-5100 | omahastormchasers.com | @OMASTormChasers

UPCOMING SCHEDULE & PROBABLE PITCHERS

UPCOMING GAMES

DATE	OPPONENT	TIME (CT)
Monday, April 20	OFF DAY (TRAVEL TO TOLEDO)	
Tuesday, April 21	@ Toledo	5:35 PM CT
Wednesday, April 22	@ Toledo	5:35 PM CT
Thursday, April 23	@ Toledo	5:35 PM CT

PROBABLE PITCHERS

RHP Luinder Avila (0-0, 5.40 ERA) vs. TBD
RHP Aaron Sanchez (0-2, 9.22 ERA) vs. TBD
LHP Ryan Ramsey (1-2, 4.67 ERA) vs. TBD

THE MATCHUP

(NUMBER IN PARENTHESES = INTERNATIONAL LEAGUE RANKING)
(BOLD = TRIPLE-A LEADER) (ITALICS = TRIPLE-A WORST) (UNDERLINE = MiLB LEADER)

OMA	IND
.243 (13TH) < AVG .240 (15TH)	5.58 (19TH) ERA > 5.03 (14TH)
87 (14TH) R > 96 (8TH)	1.65 (19TH) WHIP > 1.55 (17TH)
146 (14TH) H > 158 (9TH)	.255 (16TH) AVG > .253 (14TH)
12 (18TH) HR > 14 (17TH)	161.1 (18TH) IP > 171.2 (10TH)
70 (19TH) BB > 117 (2ND)	154 (9TH) < H 166 (15TH)
169 (5TH) < K 170 (6TH)	102 (13TH) < R 112 (16TH)
24 (12TH) < SB 18 (15TH)	18 (6TH) < HR 22 (13TH)
.329 (14TH) OBP > .357 (7TH)	113 (20TH) BB > 100 (14TH)
.368 (15TH) < SLG .371 (13TH)	154 (19TH) K > 167 (17TH)
.697 (17TH) OPS > .728 (11TH)	1 (6TH) - SHO - 1 (6TH)

YESTERDAY'S GAME

	1	2	3	4	5	6	7	8	9	R	H	E	LO
Indianapolis	0	2	1	3	2	0	0	2	1	11	10	0	7
Omaha	2	1	0	0	0	0	0	0	0	3	5	0	3

WIN: Carson Fulmer (2-0) | LOSS: Shane Panzini (1-1) | SAVE: None

NOTES AND NUGGETS

STARTED FROM THE BOTTOM, NOW WE'RE HERE

After an 0-4 start to the season, the Storm Chasers have won 10 of their last 15 games, including their last two series.

Last season, the Storm Chasers won just 6 of 27 series played ... after winning 4 of 6 games from Buffalo from March 31 to April 5, the Chasers won 3 of 5 in Iowa last week and have taken 3 of the first 5 from Indianapolis.

A win today would give the Storm Chasers their 3rd straight series win ... Omaha never won back-to-back series last year ... the last time the Chasers won 3 series in a row was a stretch from April 23 to June 2, 2024 with 6 straight series wins.

DÉJÀ VU ALL OVER AGAIN

The Chasers have seen more success in recent years against Indianapolis than any other International League club, with a 56-32 record in 88 games since 2021.

A .636 winning percentage vs. Indianapolis is Omaha's best among the 7 opponents the Chasers have seen at least 20 times since 2021.

Among 54 IL matchups that have happened at least 20 times since 2021, Omaha's .636 winning percentage against Indianapolis is the 4th-best.

Since 2021, Omaha and Indianapolis have played 16 series, with 9 going 6+ games ... Omaha has won 10 of 16 (including 7 of the last 8), while Indianapolis has won just 3 ... in the 9 series that have lasted 6+ games, Omaha has won 4, Indianapolis 2, with 3 ending in splits.

CAUGHT CLEAN-HANDED

The Omaha Storm Chasers are tied for the 2nd-best fielding percentage in the International League at .985, committing just 10 errors in 19 games, trailing Rochester (.991) and tied 5th among the 120 full season Minor League teams.

The clean play extends throughout the roster - of Omaha's 13 qualified fielders (min. 50.0 inn), 8 have a perfect 1.000 fielding percentage ... **Kevin Newman** (118.0 innings) **Peyton Wilson** (83.1 innings), **Brandon Drury** (78.1 innings) and **Connor Kaiser** (59.1 innings) have been errorless in the infield, while **Kameron Misner** (134.1 innings), **Gavin Cross** (116.1 innings) and **Drew Waters** (69.0 innings) have been flawless in the outfield ... **Nick Loftin** has 69.0 errorless innings between the infield and outfield.

Toro has participated in 14 double plays while **Josh Rojas** has contributed to 12 and Newman has turned 10 ... 24 double plays as a team rank 2nd in the Minors.

CHALLENGING THE SYSTEM

The Omaha Storm Chasers have one of the better Triple-A teams at converting ABS challenges in their favor in 2026.

Omaha's 59% win rate on challenges ranks 4th at the Triple-A level ... 32 successful challenges are tied for the 3rd-most converted challenges (1st: Worcester, 36), while 54 total challenges rank tied 5th in Triple-A (1st: Worcester, 59).

The Chasers' success is driven largely by how aggressive their catchers have been ... **Elias Diaz**, **Eli Marrero** and **Luca Tresh** have challenged at a 3.1% rate, tied for the 3rd-highest among all 30 Triple-A clubs, yet have won 20 of 33 defensive challenges (61%), combining for a level-leading 6 strikeout flips with 4 walk flips.

At the plate, Omaha hitters have challenged at a 4.8% rate and converted 12 of 21 (57%), with 6 of the team's 11 challengers going a perfect 1-for-1 ... 5 strikeouts flips from the hitters rank tied for 5th while 2 walk flips are tied 6th in Triple-A.

MISNER ON A MISSION

Outfielder **Kameron Misner** has been the heart of Omaha's offense to open 2026.

Misner has reached base safely in 15 of 17 games this season, with hits in 14 of 17 ... he produced a league-best 11-game hitting streak from March 28 to April 10, going 13-for-37 (.351) with 3 doubles, 2 homers and 14 RBI.

Misner has driven in a run in 12 of 17 games ... his 20 RBI over 17 games are 2nd in the International League and 5th in the Minor Leagues.

LET'S RAVE

Monday, Storm Chasers outfielder **John Rave** was recognized as the International League's Player of the Week for his performance last week in Iowa.

Rave went 9-for-19 (.474 average) at the plate against the Cubs ... he connected for 3 doubles and 2 homers with a league-leading 18 total bases and 9 RBI ... he posted a league-best .500 OBP, .947 SLG and 1.447 OPS, while adding 2 steals, 3 walks and three multi-hit games in the series.

AT A GLANCE

STREAKS

Current Streak.....	L1
Longest Win Streak.....	W3
Longest Loss Streak.....	L4

RECENT

Last 5 Games.....	3-2
Last 10 Games.....	6-4
Last 20 Games.....	10-9

SPLIT SEASON

1st Half.....	10-9
2nd Half.....	0-0

HOME/AWAY

Home Games.....	7-4
Away Games.....	3-5

TOTAL HOME ROAD

	W3	W4	W2
Longest Win Streak	W3	W4	W2
Longest Loss Streak	L4	L1	L3

Night Games (5 PM OR LATER)	5-3	2-2	3-1
Day Games (BEFORE 5 PM)	5-6	5-2	0-4

March	0-4	0-1	0-3
April	10-5	7-3	3-2
May	0-0	0-0	0-0
June	0-0	0-0	0-0
July	0-0	0-0	0-0
August	0-0	0-0	0-0
September	0-0	0-0	0-0

vs. Buffalo	4-2	4-2	---
vs. Columbus	0-0	0-0	0-0
vs. Indianapolis	3-2	3-2	0-0
vs. Iowa	3-2	0-0	3-2
vs. Memphis	0-0	0-0	---
vs. Las Vegas	0-0	0-0	---
vs. Lehigh Valley	0-0	0-0	---
vs. Louisville	0-3	0-0	0-3
vs. Rochester	0-0	0-0	---
vs. Salt Lake	0-0	---	0-0
vs. St. Paul	0-0	0-0	0-0
vs. Toledo	0-0	0-0	0-0

on Tuesday	2-1	1-1	1-0
on Wednesday	2-1	2-0	0-1
on Thursday	1-1	1-1	0-0
on Friday	3-1	1-0	2-1
on Saturday	1-4	1-2	0-2
on Sunday	1-1	1-0	0-1

OMAHA vs. INDIANAPOLIS

All-Time vs. Indianapolis 321-312 (.507)

All-Time in International League (Since 2021) ... 56-32 (.636)

All-Time in Papillion (Since 2021) 30-19 (.612)

All-Time in Indianapolis (Since 2021) 26-13 (.667)

2026 vs. Indianapolis 3-2 (.600)
in Papillion 3-2 (.600)
in Indianapolis.....

DATE	SITE	RESULT	WIN	LOSS	SAVE
4/14/26 OMA	W, 6-2	J. Cuas	N. Davis	-	-
4/15/26 OMA	W, 6-4	B. Way	C. Devenski	E. Cerantola	-
4/16/26 OMA	L, 12-5	B. Bidois	H. Olivarez	-	-
4/17/26 OMA	W, 4-2	J. Cuas	T. Harrington	M. Black	-
4/18/26 OMA	L, 11-3	C. Fulmer	S. Panzini	-	-
4/19/26 OMA	2:05 PM CT				
5/5/26 IND	5:35 PM CT				
5/6/26 IND	12:35 PM CT				
5/7/26 IND	10:05 AM CT				
5/8/26 IND	5:35 PM CT				
5/9/26 IND	5:35 PM CT				
5/10/26 IND	12:35 PM CT				
6/30/26 OMA	7:05 PM CT				
7/1/26 OMA	7:05 PM CT				
7/2/26 OMA	7:05 PM CT				
7/3/26 OMA	7:05 PM CT				
7/4/26 OMA	7:05 PM CT				
7/5/26 OMA	2:05 PM CT				
9/8/26 IND	5:35 PM CT				
9/9/26 IND	5:35 PM CT				
9/10/26 IND	5:35 PM CT				
9/11/26 IND	5:35 PM CT				
9/12/26 IND	5:35 PM CT				
9/13/26 IND	12:35 PM CT				

RAISING ROYALTY

3 Omaha players appear on a Top-30 Royals prospects ranking

PLAYER (Position)	Pipeline	Baseball America
Luinder Avila (RHP)	Royals No. 8	Royals No. 10
Shane Panzini (RHP)	Royals No. 20	Royals No. 28
Gavin Cross (OF)	Royals No. 26	Royals No. 19

YOUNG BUCS

7 Indy players appear on a Top-30 Pirates prospects ranking

PLAYER (Position)	Pipeline	Baseball America
Hunter Barco (LHP)	PIT No. 4 / MLB No. 86	Pirates No. 9
Termarr Johnson (2B)	Pirates No. 6	Pirates No. 7
Antwone Kelly (RHP)	Pirates No. 8	Pirates No. 8
Rafael Flores Jr. (C/1B)	Pirates No. 9	Pirates No. 6
Esmerlyn Valdez (OF/1B)	Pirates No. 10	Pirates No. 11
Thomas Harrington (RHP)	Pirates No. 13	Pirates No. 18
Tyler Callihan (LF/2B)	Pirates No. 30	-

STEPHEN KOLEK'S SPLITS

SPLIT	2026										CAREER									
	IP	H	R	ER	K	BB	HR	ERA	P		IP	H	R	ER	K	BB	HR	ERA	P	
Home	4.0	3	0	0	2	1	0	0.00	54		239.2	218	129	116	223	99	14	4.36	3936	
Away	-	-	-	-	-	-	-	-	-		241.2	265	150	132	237	94	19	4.92	4096	
Day	4.0	3	0	0	2	1	0	0.00	54		89.2	99	63	57	80	39	9	5.72	1530	
Night	-	-	-	-	-	-	-	-	-		391.2	384	216	191	380	154	24	4.39	6502	
vs Left	2.1	1	-	-	1	0	0	-	24		194.2	206	-	-	187	96	12	-	3373	
vs Right	1.2	2	-	-	1	1	0	-	30		284.0	277	-	-	273	97	21	-	4669	
March	-	-	-	-	-	-	-	-	-		5.0	4	0	0	3	1	0	0.00	77	
April	4.0	3	0	0	2	1	0	0.00	54		75.0	76	45	40	73	31	5	4.80	1247	
May	-	-	-	-	-	-	-	-	-		76.0	74	51	46	51	35	6	5.45	1248	
June	-	-	-	-	-	-	-	-	-		75.2	63	47	40	74	37	5	4.76	1299	
July	-	-	-	-	-	-	-	-	-		101.0	100	50	47	108	38	5	4.19	1652	
August	-	-	-	-	-	-	-	-	-		109.2	130	73	65	106	38	11	5.33	1908	
September	-	-	-	-	-	-	-	-	-		39.0	36	13	10	45	13	1	2.31	601	
October	-	-	-	-	-	-	-	-	-		-	-	-	-	-	-	-	-	-	

STEPHEN KOLEK'S ARSENAL (2026)

PITCH	USAGE	MPH	P	K	OPS	AVG	HR	STRIKE RATE	ZONE %	WHIFF RATE
Sinker	30%	93.8	16	0	.666	.333	0	50%	50%	0%
4-seam FB	24%	94.3	13	0	.500	.250	0	77%	77%	0%
Slider	20%	84.0	11	0	.833	.333	0	73%	73%	0%
Sweeper	15%	81.2	8	2	.000	.000	0	63%	25%	50%
Changeup	11%	88.1	6	0	.000	.000	0	83%	67%	20%

LAST TIME OUT: APRIL 14 vs. INDIANAPOLIS

PITCH	USAGE	MPH	P	K	OPS	AVG	HR	STRIKE RATE	ZONE %	WHIFF RATE
Sinker	30%	93.8	16	0	.666	.333	0	50%	50%	0%
4-seam FB	24%	94.3	13	0	.500	.250	0	77%	77%	0%
Slider	20%	84.0	11	0	.833	.333	0	73%	73%	0%
Sweeper	15%	81.2	8	2	.000	.000	0	63%	25%	50%
Changeup	11%	88.1	6	0	.000	.000	0	83%	67%	20%

ARSENAL vs. RIGHT, 2026

PITCH	USAGE	MPH	P	K	OPS	AVG	HR	STRIKE RATE	ZONE %	WHIFF RATE
Sinker	43%	93.7	13	0	.666	.333	0	62%	62%	0%
4-seam FB	17%	94.2	5	0	.000	.000	0	60%	60%	0%
Slider	23%	83.9	7	0	2.000	1.000	0	71%	71%	0%
Sweeper	17%	80.7	5	1	.000	.000	0	40%	0%	100%

ARSENAL vs. LEFT, 2026

PITCH	USAGE	MPH	P	K	OPS	AVG	HR	STRIKE RATE	ZONE %	WHIFF RATE
Sinker	13%	94.2	3	0	.000	.000	0	0%	0%	-
4-seam FB	33%	94.3	8	0	.666	.333	0	88%	88%	0%
Slider	17%	84.1	4	0	.000	.000	0	75%	75%	0%
Sweeper	13%	82.0	3	1	.000	.000	0	100%	67%	0%
Changeup	25%	88.1	6	0	.000	.000	0	83%	67%	20%

INDIANS HITTERS vs STEPHEN KOLEK (CAREER)

PLAYER	G	AB	H	HR	RBI	2B	3B	SO	BB	IBB	AVG	OBP	SLG
Tyler Callihan	1	2	0	0	0	0	0	0	0	0	.000	.000	.000
Rafael Flores Jr.	2	5	2	0	0	0	0	3	0	0	.400	.400	.400
Termarr Johnson	1	1	0	0	0	0	0	1	0	0	.000	.000	.000
Endy Rodríguez	1	2	0	0	0	0	0	0	0	0	.000	.000	.000
Ronny Simon	3	6	1	0	1	0	0	0	1	0	.167	.286	.167
Enmanuel Valdez	2	3	1	0	0	0	0	0	0	0	.333	.333	.333
Esmerlyn Valdez	1	1	0	0	0	0	0	0	1	0	.000	.500	.000
Davis Wendzel	2	2	0	0	0	0	0	2	0	0	.000	.000	.000
Alika Williams	2	4	1	0	0	0	0	1	0	0	.250	.250	.250

#56 | RHP | **STEPHEN KOLEK** | 6'3" / 225 LBS | (0-0, 0.00) **MLB REHAB**



FULL NAME Stephen James Kolek
BORN April 18, 1997 in Houston, Texas (Age 29)
ACQUIRED July 31, 2025 – Traded from San Diego with RHP Ryan Bergert to Kansas City in exchange for C Freddy Fermin
DRAFTED 2018 Draft – Round 11 (344th Overall, Los Angeles Dodgers)
COLLEGE Texas A&M University (College Station, Texas)
HIGH SCHOOL Shepherd High School (Shepherd, Texas)
MLB DEBUT March 21, 2024 (San Diego) 0.2 IP, 2 ER, 0 K @ Los Angeles (NL)
MLB SERVICE TIME (ENTERING 2026) 1 Year, 99 Days
SEASON WITH OMAHA 2nd Season

TODAY'S START

- Stephen Kolek is making his **2nd start** with the Storm Chasers this year, his **2nd Triple-A start** and his **2nd overall appearance** this season.
- Playing his **8th professional season** this year ... the Royals are his 4th Major League organization, after being drafted by the Dodgers and spending time with the Mariners and Padres organizations.

2025 ARSENAL

4-SEAM 25.6% • 94.0MPH | SINKER 24.1% • 93.6MPH | SLIDER 16.5% • 85.4MPH | CUTTER 15.2% • 90.5MPH | CHANGE 11.6% • 87.5MPH

KOLEK-TIVE DOMINANCE

- EARLY RETURNS:** Kansas City traded C Freddy Fermin to San Diego for Kolek and RHP Ryan Bergert on July 31 last year, and the two pitchers have combined for a 3.30 ERA (27 ER in 73.2 IP) and a 1.07 WHIP across 13 starts for the Royals since the trade ... Kolek worked a 1.91 ERA (7 ER in 33.0 IP) with 21 strikeouts to 5 walks (4.2 K/BB) across his 5 starts for Kansas City.
- CRUISE CONTROL KOLEK:** Among Royals arms who worked at least 50.0 innings between Omaha and Kansas City in 2025, Kolek issued the 2nd-fewest walks (15) while his 2.73 K/BB ratio ranked 9th-lowest.

LAST OUTING: TUESDAY, APRIL 14 vs. INDIANAPOLIS

- In his first rehab outing with Omaha, worked 4.0 scoreless innings on 54 pitches ... worked a 1-2-3 inning in the 1st, then worked around singles in the 2nd and 3rd, and a walk and single in the 4th.

2026 HIGHLIGHTS

- Appeared in 1 Cactus League game for the Royals, working 2.0 innings on February 20 @ Texas ... was scratched from his 2nd spring start and diagnosed with a *Grade 1+ left oblique strain* on February 27.
- On March 25, placed on the Royals' 15-day Injured List, retroactive to March 22 ... sent to Omaha for a Major League rehab assignment on April 14.

CAREER NOTES

- 2025**
- Opened the year in the Padres system with the El Paso Chihuahuas (AAA) and made his season debut for the Padres on May 4 ... had 2 more stints with each El Paso and the Padres after that ... pitched to a 4.18 ERA (37 ER in 79.2 IP) across 14 starts with San Diego.
- Traded to Kansas City with RHP Ryan Bergert for C Freddy Fermin on July 31 ... began his tenure in the Royals organization with 5 starts for Omaha and had 2 stints in the Majors with Kansas City after that, posting a 1.91 ERA (7 ER in 33.0 IP) with 21 strikeouts to 5 walks (4.2 K/BB) in 5 starts in the Majors.

CAREER HIGHLIGHTS

- Was the 9th overall pick by the Padres in the Rule 5 Draft on December 6, 2023 ... spent most of 2024 in the Majors with San Diego and posted a 5.21 ERA (27 ER in 46.2 IP) with a 3-0 record and 39 strikeouts to 12 walks (3.25 K/BB) across 42 relief appearances ... ended the season on the IL from 7/31 to 11/4.
- Pitched in the Mariners organization from 2021 to 2023, working his way from Modesto (A) to Tacoma (AA) ... pitched most of 2023 in Triple-A, owning a 4-2 record with a 4.23 ERA (29 ER in 61.2 IP) and 65 strikeouts to 30 walks (2.17 K/BB) across 44 games (1 start) ... spent all of 2022 with the Arkansas Travelers (AA) and put up a 4.51 ERA (72 ER in 143.2 IP) with 138 strikeouts to 66 walks (2.09 K/BB) in 27 starts.
- Traded from the Dodgers to the Mariners on April 28, 2021 ... opened the season with Modesto (A), but spent most of the year with Everett (A+) while also making 1 relief appearance for Arkansas (AA).
- After being selected by the Los Angeles Dodgers in the 11th round of the 2018 MLB Draft out of Texas A&M, he spent most of his first two professional seasons (2018-19) with the Great Lakes Loons (A).

MISCELLANEOUS

- Pitched 3 seasons (2016-18) for Texas A&M University (SEC) ... worked a career 12-11 record with a 4.03 ERA (89 ER in 199.0 IP) and 162 strikeouts to 75 walks (2.16 K/BB) for the Aggies ... struck out 82 batters to 24 walks (3.42 K/BB) with a 3.79 ERA (38 ER in 90.1 IP) across 16 starts in 2017.
- Was named to the Perfect Game 2014 Underclassmen First Team as a sophomore at Shepherd High School (TX) ... also played varsity football and basketball his junior and senior years.
- Older brother, Tyler Kolek, was selected by the Marlins as the 2nd overall pick in the 2014 MLB Draft and pitched parts of 5 Minor League seasons over 6 years (2014-19), peaking at Single-A.

CAREER PITCHING

SEASON	TEAM	ORG	W	L	ERA	G	GS	CG	SHO	SV	SVO	IP	H	R	ER	HR	HB	BB	IBB	SO	WHIP	AVG	AB	WP	BK	GIDP	TBF	NP-S	
2018	Ogden Raptors (R)	LAD	0	0	6.23	3	0	0	0	1	1	4.1	6	3	3	1	0	1	0	3	1.62	.316	19	1	0	0	21	68-43	
	Great Lakes Loons (A)	LAD	2	0	0.66	14	0	0	0	2	2	27.1	16	2	2	0	0	6	1	27	0.80	.168	95	2	0	3	102	381-255	
2019	Great Lakes Loons (A)	LAD	7	8	5.00	27	25	0	0	0	0	131.1	143	87	73	7	6	48	1	109	1.45	.276	518	12	0	9	580	2131-1353	
2020		Did Not Play (No Minor League Season)																											
2021	Modesto Nuts (A)	SEA	1	0	6.00	2	0	0	0	0	0	3.0	3	2	2	0	0	2	0	0	1.67	.300	10	0	0	1	12	55-31	
	Everett AquaSox (A+)	SEA	3	3	5.93	21	9	0	0	0	0	54.2	55	38	36	7	6	20	0	66	1.37	.251	219	6	0	2	245	944-612	
	Arkansas Travelers (AA)	SEA	0	0	9.00	1	0	0	0	0	0	2.0	3	3	2	0	1	3	0	1	3.00	.375	8	0	0	0	13	54-28	
2022	Arkansas Travelers (AA)	SEA	6	13	4.51	27	27	0	0	0	0	143.2	140	79	72	10	18	66	0	138	1.43	.257	544	6	0	14	636	2453-1515	
2023	Arkansas Travelers (AA)	SEA	2	0	0.00	5	0	0	0	0	0	7.2	1	0	0	0	1	2	0	11	0.39	.042	24	0	0	0	27	122-79	
	Tacoma Rainiers (AAA)	SEA	4	2	4.23	44	1	0	0	4	7	61.2	51	34	29	3	3	30	1	65	1.31	.224	228	3	0	7	263	1013-649	
2024	SAN DIEGO PADRES	SD	3	0	5.21	42	0	0	0	0	1	46.2	59	30	27	4	3	12	0	39	1.52	.303	195	2	0	2	211	797-533	
2025	El Paso Chihuahuas (AAA)	SD	1	0	6.00	6	6	0	0	0	0	27.0	38	19	18	4	2	5	0	21	1.59	.325	117	0	0	3	125	456-302	
	Omaha Storm Chasers (AAA)	KC	1	3	6.63	5	5	0	0	0	0	19.0	30	15	14	2	2	10	0	20	2.11	.357	84	2	0	3	96	369-233	
	SAN DIEGO PADRES	SD	4	5	4.18	14	14	1	1	0	0	79.2	78	40	37	8	7	26	1	56	1.31	.262	298	0	0	17	336	1233-776	
	KANSAS CITY ROYALS	KC	1	2	1.91	5	5	0	0	0	0	33.0	20	9	7	1	0	5	0	21	0.76	.168	119	0	0	2	125	456-308	
2026	Omaha Storm Chasers (AAA)	KC	0	0	0.00	1	1	0	0	0	0	4.0	3	0	0	0	0	1	0	2	1.00	.214	14	0	0	1	15	54-36	
MAJOR LEAGUE TOTALS (2 SEASONS)			8	7	4.01	61	19	1	1	0	1	159.1	157	79	71	13	10	43	1	116	1.26	.257	612	2	0	21	672	2486-1617	
Minor League Totals (7 Seasons)			27	29	4.65	156	74	0	0	7	10	485.2	489	282	251	34	39	194	3	463	1.41	.260	1880	32	0	43	2135	8100-5136	

SEASON & CAREER HIGHS

2026 SEASON		CAREER	
4/14/26 vs. Indianapolis (PIT)	4.0	INNINGS PITCHED	9.0 5/10/25 @ COLORADO
4/14/26 vs. Indianapolis (PIT)	3	HITS	12 7/13/22 @ Wichita (MIN)
		RUNS	11 7/13/22 @ Wichita (MIN)
		EARNED RUNS	11 7/13/22 @ Wichita (MIN)
		HOME RUNS	3 (2x) LAST: 5/16/25 vs. SEATTLE
4/14/26 vs. Indianapolis (PIT)	1	WALKS	6 8/15/25 vs. St. Paul (MIN)
4/14/26 vs. Indianapolis (PIT)	2	STRIKEOUTS	11 8/21/21 @ Eugene (SF)
4/14/26 vs. Indianapolis (PIT)	15	BATTERS FACED	32 5/10/25 @ COLORADO
4/14/26 vs. Indianapolis (PIT)	54	PITCHES THROWN	104 5/10/25 @ COLORADO
4/14/26 (1 st INN) to 4/14/26 (4 th INN)	4.0 IP	SCORELESS STREAK	16.2 IP 5/27/25 (2 nd INN) TO 6/13/25 (1 st INN)

2026 RUN SUPPORT (OMAHA 1-0 IN KOLEK STARTS)

RUNS SCORED	0	1	2	3	4	5	6	7	8	9	10+
GAMES											
KOLEK W-L			0-0								
TEAM W-L			1-0								

2026 GAME-BY-GAME

DATE	TEAM	GS	OPPONENT	RESULT	LEFT GAME	DEC	IP	H	R	ER	HR	HB	BB	SO	BF	NP-S
4/14	OMA	✓	vs. Indianapolis	W, 6-2	End 4th, winning	2-0	0	4.0	3	0	0	0	1	2	15	54-36

(Q) Indicates Quality Start

2026 BATTED BALL STATISTICS (TRIPLE-A)

BABIP	GB/FB	LD%	GB%	FB%	IFFB%	HR/FB	Pull%	Cent%	Oppo%	SwStr%
.250	8.00	25.0%	66.7%	8.3%	0.0%	0.0%	50.0%	33.3%	16.7%	3.7%

VS. PIRATES & AFFILIATES IN CAREER (3 STARTS)

	W	L	G	GS	IP	H	R	ER	HR	BB	SO	ERA	AVG	WHIP
2026 vs. Indianapolis	0	0	1	1	4.0	3	0	0	0	1	2	0.00	.214	1.00
Career vs. PITTSBURGH	1	0	1	1	5.1	4	0	0	0	2	4	0.00	.222	1.13
Career vs. Indianapolis (AAA)	1	0	2	2	10.1	12	2	1	0	2	8	0.87	.300	1.35
Career vs. Altoona (AA)	-	-	-	-	-	-	-	-	-	-	-	-	-	-
Career vs. Greensboro (A+)	-	-	-	-	-	-	-	-	-	-	-	-	-	-
Career vs. Bradenton (A)	-	-	-	-	-	-	-	-	-	-	-	-	-	-
CAREER VS. PIT & AFFILIATES	2	0	3	3	15.2	16	2	1	0	4	12	0.57	.276	1.28

55 **ETHAN BOSACKER**
 RHP • R/R • 6'2" • 210 LBS • Born: 2/20/2001 (Age 25)
 2023 MLB Draft – Round 13 (Xavier)
 Born: Minneapolis, MN • Resides: Monticello, MN

2026: Broke camp with NW Arkansas (AA), but before getting in a Double-A game, was assigned to Omaha on April 2 ... made 2 starts for the Storm Chasers (4/2 & 4/8) before moving to the bullpen.
 ✎ Playing his 4th professional season this year, all in the Royals organization ... made his Triple-A debut in May 2025 but has not yet made his MLB debut.
 ✎ Split **2025** between NW Arkansas (AA) and Omaha ... between the two levels, appeared in 28 games (15 starts), going 6-6 with a 4.05 ERA (49 ER in 109.0 IP) ... ranked tied 7th among Royals Minor League pitchers in innings ... had 3 stints in Triple-A; May 17 to 26, June 5 to 9 and July 18 to August 18.
 ✎ Was the **2024** High-A Quad Cities Pitcher of the Year ... led the system with a 2.45 ERA (34 ER in 124.2 IP) and 13 wins in 24 games (18 starts) between Single-A and High-A.
 ✎ Among Royals Minor League pitchers with at least 150.0 innings between **2024** and **2025**, ranked 2nd in WHIP (1.14), 3rd in BB/9 (2.70) and 4th in ERA (3.20).
CONSECUTIVE BATTERS RETIRED: 5 (4/18) **SCORELESS STREAK:** 2.1 IP (4/16 to 4/18)
CUTTER: 41.7% | 83.8 MPH **CHANGEUP:** 27.1% | 84.3 MPH **4-SEAM FB:** 22.9% | 90.6 MPH **SLIDER:** 8.3% | 80.7 MPH

63 **ERIC CERANTOLA** (40-MAN)
 RHP • R/R • 6'5" • 230 LBS • Born: 5/2/2000 (Age 25)
 2021 MLB Draft – Round 5 (Mississippi State)
 Born: Montreal, Quebec, Canada • Resides: Hudson, FL

2026: Pitched for Canada in the World Baseball Classic and tossed 1.1 scoreless innings over 2 games ... optioned to Omaha on March 1 ... tied for the International League lead in saves (4) ... ranks tied 2nd on the Storm Chasers in appearances (7) and 4th in strikeouts (13) ... all 7 appearances have been scoreless.
 ✎ Playing his 6th professional season this year, all in the Royals organization ... was added to Kansas City's 40-Man Roster in November 2024 but has not yet made his MLB debut.
 ✎ Spent all of **2025** with Omaha, posting a 4.04 ERA (22 ER in 49.0 IP) with 63 strikeouts across 38 games (1 start) ... had two stints on Omaha's Injured List (March 28 to April 8 and June 24 to August 5) ... 26 of 37 relief appearances were scoreless, including a 10-game, 12.1-inning streak to end the season ... held lefties to .181 (15-for-83) with 37 strikeouts.
 ✎ Pitched 3 seasons at Mississippi State, including a relief appearance in the **2019** College World Series ... also competed in hockey and volleyball in high school and was drafted in the 8th round of the **2016** OHL Draft by the Owen Sound Attack.
CONSECUTIVE BATTERS RETIRED: 1 (4/15) **SCORELESS STREAK:** 8.1 IP (3/27 to 4/15)
SLIDER: 60.7% | 84.5 MPH **4-SEAM FB:** 27.1% | 94.7 MPH **CUTTER:** 12.1% | 90.4 MPH

64 **STEVEN CRUZ** (40-MAN)
 RHP • R/R • 6'6" • 245 LBS • Born: 6/15/1999 (Age 26)
 Traded from Minnesota – 1/24/2023
 Originally signed by Minnesota – 3/20/2017
 Born/Resides: Tenares, Dominican Republic

2026: Opened the year in Omaha for a 3rd straight season, but made just 1 appearance before being recalled by the Royals on April 1 ... appeared in 5 MLB games and worked a 14.40 ERA (8 ER in 5.0 IP) with 7 strikeouts and was optioned back to Omaha on April 9.
 ✎ Playing his 10th professional season this year ... the Royals are his 2nd organization, after spending the first six years of his career with the Twins ... traded with LHP Evan Sisk to Kansas City for OF Michael A Taylor in January 2023 ... made his MLB debut in August 2023 and has pitched 62 MLB games (4 starts) for the Royals between **2023** and **2025**.
 ✎ After opening **2025** with Omaha, was recalled on April 11 and spent most of the year with Kansas City ... posted a 3.74 ERA (19 ER in 45.2 IP) with 9 holds in 47 games for the Royals ... appeared in 7 games over 2 stints with Omaha and put up a 2.45 ERA (2 ER in 7.1 IP) with 10 strikeouts at Triple-A ... on the Royals' 15-day IL August 3 to September 18.
 ✎ Compiled 19.1 scoreless innings in the Majors between September 27, **2023** and May 11, **2025**, spanning parts of 20 appearances for Kansas City.
CONSECUTIVE BATTERS RETIRED: 0 **SCORELESS STREAK:** 0.0 IP
4-SEAM FB: 62.1% | 95.7 MPH **SLIDER:** 24.1% | 86.9 MPH **CUTTER:** 13.8% | 91.7 MPH

33 **JOSE CUAS**
 RHP • R/R • 6'3" • 200 LBS • Born: 6/28/1994 (Age 31)
 Minor League Free Agent – 12/12/2025
 Drafted by Milwaukee – 2015 Round 11 (Maryland)
 Born: Santo Domingo, D.R. • Resides: Brooklyn, NY

2026: Tied 1st on the Storm Chasers in strikeouts (14), 2nd in wins (2) and tied 2nd in appearances (7) ... 6 of his 7 appearances have been scoreless.
 ✎ Playing his 12th professional season this year ... the Royals are his 3rd of 7 organizations, having spent time with the Brewers, Diamondbacks, Cubs, Blue Jays, Phillies and Braves ... played his first 3 MiLB seasons (**2015-17**) with Milwaukee as a hitter before transitioning to a pitcher in **2018** ... was previously in the Royals organization from **2021-23**.
 ✎ Split **2025** between the Phillies and Braves organizations, posting a 5.20 ERA (17 ER in 27.2 IP) across 25 Minor League games ... opened the year in the Phillies system with Lehigh Valley (AAA), released by Philadelphia on May 1 ... was signed by Atlanta on May 25 and pitched for Columbus (AA) until his release on August 4.
 ✎ Appeared in 132 Major League games (2 starts) with Kansas City, Chicago and Toronto between **2022** and **2024**.
 ✎ Named the **2022 Tony Conigliaro Award** winner, honoring a Major Leaguer who best overcomes adversity through spirit, determination and courage ... in between stints in affiliated baseball, while pitching for the Long Island Ducks, he also delivered packages for FedEx.
CONSECUTIVE BATTERS RETIRED: 1 (4/17) **SCORELESS STREAK:** 5.1 IP (4/4 to 4/17)
SINKER: 34.3% | 91.5 MPH **4-SEAM FB:** 30.9% | 91.3 MPH **SWEEPER:** 26.0% | 81.2 MPH **CHANGEUP:** 8.8% | 86.9 MPH

44 **BAILEY FALTER** **MLB REHAB**
 LHP • L/L • 6'4" • 200 LBS • Born: 4/24/1997 (Age 28)
 Traded from Pittsburgh – 7/31/2025
 Drafted by Philadelphia – 2015 Round 5 (Chino Hills HS)
 Born: Chino Hills, CA • Resides: Mesa, AZ

2026: Made the Royals' Opening Day roster and pitched in 2 games before landing on the IL on April 3 with a left bicep contusion ... sent to Omaha for a Major League rehab assignment on April 15.
 ✎ Playing his 11th professional season and second year with Kansas City ... the Royals are his 3rd organization, having spending parts of three Major League seasons each with the Phillies (**2021-23**) and Pirates (**2023-25**) ... made his MLB debut on April 25, 2021 for Philadelphia and has pitched in 116 Major League games (83 starts) with the 3 teams.
 ✎ In **2025** with Pittsburgh, went 7-5 with a 3.73 ERA (47 ER in 113.1 IP) across 22 starts ... over his final 16 starts with the Pirates from May through July, posted a 2.93 ERA (27 ER in 83.0 IP), 10th-best in the National League during that span ... was traded to Kansas City on July 31 in exchange for LHP Evan Sisk and INF Callan Moss.
 ✎ Was classmates at Chino Hills HS with NBA players Lonzo, LiAngelo and LaMelo Ball ... was raised to be a fan of Sandy Koufax and his delivery mimics that of Koufax.
CONSECUTIVE BATTERS RETIRED: 2 (4/15) **SCORELESS STREAK:** 0.2 IP (4/15)
SINKER: 30.8% | 91.5 MPH **4-SEAM FB:** 26.9% | 92.2 MPH **SLIDER:** 19.2% | 93.3 MPH **CURVEBALL:** 11.5% | 76.3 MPH
SPLITTER: 11.5% | 85.0 MPH

61 **BRANDON JOHNSON**
 RHP • R/R • 6'0" • 195 LBS • Born: 6/12/1999 (Age 26)
 2022 MLB Draft – Round 9 (Ole Miss)
 Born: Tuscaloosa, AL • Resides: Cottondale, AL

2026: Opened the season with the Storm Chasers ... leads Omaha and is tied for the International League lead in appearances (9).
 ✎ Playing his 5th professional season this year, all in the Royals organization ... made his Triple-A debut in May 2025 but has not yet made his MLB debut.
 ✎ Split the **2025** season between NW Arkansas (AA) and Omaha, appearing in 54 games (2 starts) with a 4-3 record, 8 saves and a 4.88 ERA (39 ER in 72.0 IP) ... opened the year with NW Arkansas, putting up a 0.79 ERA (2 ER in 22.2 IP) in 17 relief appearances ... led all Royals Minor League pitchers in appearances (54), while 3rd in saves (8).
 ✎ Among Royals Minor League pitchers with at least 150.0 innings between **2023** and **2025**, ranked 2nd in K/9 (11.06) and 4th in K-BB% (17.2%).
 ✎ Pitched 42 games over 2 seasons at Ole Miss, winning the **2022** College World Series with the Rebels and securing the final out of the CWS.
CONSECUTIVE BATTERS RETIRED: 2 (4/18) **SCORELESS STREAK:** 0.1 IP (4/18)
4-SEAM FB: 53.8% | 93.1 MPH **SLIDER:** 21.6% | 84.2 MPH **CHANGEUP:** 16.6% | 85.9 MPH **CUTTER:** 5.0% | 90.3 MPH
CURVEBALL: 3.0% | 78.0 MPH

40 **CHAZZ MARTINEZ**
 LHP • L/L • 6'4" • 225 LBS • Born: 1/6/2000 (Age 26)
 2022 MLB Draft – Round 17 (Oklahoma)
 Born/Resides: San Pedro, CA

2026: Opened the season on Omaha's 7-day Injured List ... all 4 of his relief appearances have been scoreless.
 ✎ Playing his 5th professional season this year, all in the Royals organization ... made his Triple-A debut in July 2025 but has not yet made his MLB debut.
 ✎ Split the **2025** season between NW Arkansas (AA) and Omaha, making 53 relief appearances with a 3-2 record, 3 saves and a 3.41 ERA (28 ER in 74.0 IP) ... opened the season with NW Arkansas and posted a 1.85 ERA (9 ER in 43.2 IP) across 31 games ... did not allow a run across his final 7.0 innings of the regular season between September 7 and 21.
 ✎ Brother **Renae Martinez** was drafted by the Diamondbacks in **2017** out of Oklahoma ... a catcher, Renae played 4 seasons in the Minors, reaching Triple-A in **2021**.
CONSECUTIVE BATTERS RETIRED: 0 **SCORELESS STREAK:** 5.0 IP (4/7 to 4/17)
4-SEAM FB: 48.9% | 92.8 MPH **CHANGEUP:** 25.6% | 84.2 MPH **SWEEPER:** 25.6% | 80.6 MPH

47 **HELCRIS OLIVÁREZ**
 LHP • L/L • 6'2" • 230 LBS • Born: 8/8/2000 (Age 25)
 Minor League Free Agent – 12/22/2025
 Originally signed by Colorado – 6/7/2017
 Born: San Francisco de Macoris, D.R. • Resides: Kissimmee, FL

2026: Has thrown 18 of Omaha's 20 fastest pitches this season, including the 7 fastest ... tied 2nd on the Storm Chasers in appearances (7) and 5th in innings (10.0).
 ✎ Playing his 9th professional season this year ... the Royals are his 4th organization, having previously spent time in the Rockies, Red Sox and Giants systems ... has not yet made his MLB debut, but has 131 days of MiLB service ... was on Colorado's 40-man roster from November 2020 to November 2022, with time on the Rockies' 60-day IL in **2022**.
 ✎ Spent all of **2025** in the Giants organization ... in 34 relief appearances between Richmond (AA) and Sacramento (AAA), he combined to record a 3.65 ERA (15 ER in 37.0 IP) with 46 strikeouts (11.2 K/9), but also 43 walks (10.5 BB/9) ... began and finished the year in Triple-A, was on the IL May 22 to June 4 and in Double-A from June 18 to July 29.
 ✎ Among 315 Triple-A pitchers with at least 25 appearances in **2025**, had the lowest average exit velocity against (80.3 MPH).
 ✎ Missed the **2023** season while recovering from a subscapularis and capsulolabral repair surgery on his left shoulder ... limited to 1 MiLB game in **2022** with a left shoulder strain.
CONSECUTIVE BATTERS RETIRED: 2 (4/18) **SCORELESS STREAK:** 0.2 IP (4/18)
SINKER: 40.6% | 96.8 MPH **4-SEAM FB:** 32.6% | 96.0 MPH **CURVEBALL:** 16.5% | 84.0 MPH **CHANGEUP:** 10.3% | 89.8 MPH

32 **SHANE PANZINI**
 RHP • R/R • 6'3" • 220 LBS • Born: 10/30/2001 (Age 24)
 2021 MLB Draft – Round 4 (Red Bank Catholic HS)
 Born/Reside: Spring Lake, N.J.

2026: Ranks 5th on the Storm Chasers in strikeouts (11).
 ✎ Playing his 5th professional season this year, all in the Royals organization ... made his Triple-A debut in August 2025, but has not yet made his MLB debut.
 ✎ Split **2025** between Quad Cities (A+), NW Arkansas (AA) and Omaha ... combined for a 3.39 ERA (41 ER in 109.0 IP) in 26 games (17 starts) across the 3 levels ... tied for the Royals Minor League lead in strikeouts ... opened the season with Quad Cities, promoted to NWA on May 27 and called up to Omaha on August 26 and finished the season there.
 ✎ Largely has been a starter in his career, starting 63 of his 81 appearances ... 10 of his 18 relief appearances in the Minors have lasted 3.0+ innings.
CONSECUTIVE BATTERS RETIRED: 0 **SCORELESS STREAK:** 0.0 IP
4-SEAM FB: 55.8% | 91.5 MPH **CURVEBALL:** 27.9% | 75.6 MPH **SLIDER:** 6.9% | 84.0 MPH **CHANGEUP:** 4.2% | 85.1 MPH

57 **ANDREW PÉREZ**
 LHP • L/L • 6'2" • 227 LBS • Born: 7/25/1997 (Age 28)
 Minor League Free Agent – 1/29/2026
 Drafted by Chicago (AL) – 2018 Round 8 (South Florida)
 Born/Resides: Orlando, FL

2026: Broke camp with NW Arkansas (AA), but before getting in a Double-A game, was assigned to Omaha on April 2 ... ranks tied 2nd on the Storm Chasers in appearances (7) ... 6 of 7 appearances have been scoreless.
 ✎ Playing his 9th professional season this year ... the Royals are his 2nd organization, after spending the first 6 years of his career with the White Sox ... has previously pitched parts of two seasons (**2022-23**) in Triple-A with the Charlotte Knights but has not yet made his MLB debut.
 ✎ Played two seasons (**2024-25**) with the Charros de Jalisco in the Mexican League ... in **2025**, made a team-best 37 relief appearances and went 1-1 with a 6.75 ERA (24 ER in 32.0 IP).
 ✎ Since **2021**, has made 44 relief appearances with a 2.63 ERA (9 ER in 32.0 IP) and 28 strikeouts across four offseasons with Tigres del Licey in the Dominican Winter League.
CONSECUTIVE BATTERS RETIRED: 2 (4/18) **SCORELESS STREAK:** 0.2 IP (4/18)
SINKER: 56.9% | 92.9 MPH **SLIDER:** 34.3% | 82.8 MPH **4-SEAM FB:** 7.8% | 92.9 MPH **CHANGEUP:** 1.0% | 80.1 MPH

52 **BEN SEARS**
 RHP • R/R • 6'6" • 210 LBS • Born: 6/15/2000 (Age 25)
 2022 MLB Draft – Round 14 (Houston)
 Born: Providence, R.I. • Resides: Riverside, R.I.

2026: Opened the season with NW Arkansas (AA) and appeared in 2 games, with a 5.40 ERA (2 ER in 3.1 IP) and 2 strikeouts ... assigned to Omaha on April 10 ... worked 3.0 innings of 1-run ball as an opener in his Omaha season debut, Game 2 of a doubleheader on 4/10 @ IOW.
 ✎ Playing his 5th professional season this year, all in the Royals organization ... made his Triple-A debut in June 2025, but has not yet made his MLB debut.
 ✎ Spent much of **2025** with NW Arkansas (AA), but also had a stint with Omaha from June 28 to August 4 ... between the two levels, went 3-3 with 5 saves and a 4.33 ERA (30 ER in 62.1 IP) ... earned 5 saves with the Nationals in Double-A ... 4 of his 9 Triple-A outings with the Storm Chasers were scoreless.
 ✎ Among Royals Minor League pitchers between **2023** and **2025**, ranked 4th in appearances (121) ... among those with at least 150 IP, ranked 3rd in BB/9 (2.44) & 4th in K/BB (3.26).
CONSECUTIVE BATTERS RETIRED: 4 (4/16) **SCORELESS STREAK:** 1.1 IP (4/16)
SINKER: 33.3% | 93.3 MPH **CHANGEUP:** 23.8% | 85.1 MPH **CUTTER:** 19.0% | 87.8 MPH **SLIDER:** 14.3% | 80.1 MPH

43 **BECK WAY**
 RHP • R/R • 6'4" • 200 LBS • Born: 8/6/1999 (Age 26)
 Traded from New York (AL) – 7/27/2022
 Drafted by New York (AL) – 2020 Round 4 (NW Florida State JC)
 Born: Harrisburg, PA • Resides: Huntington Beach, CA

2026: Tied for the International League lead in wins (3) ... tied for the Storm Chasers lead in strikeouts (14), ranks 3rd in innings (12.0).
 ✎ Playing his 7th professional season this year ... the Royals are his 2nd organization, traded to Kansas City in July 2022 after spending parts of the first three years of his career with the Yankees ... has appeared in Triple-A games for Omaha in **2024** and **2025** but has not yet made his MLB debut.
 ✎ Split the **2025** season between NW Arkansas (AA) and Omaha and combined to make 46 relief appearances with 4-6 record and 5.93 ERA (49 ER in 74.1 IP) ... opened the year in Double-A and after 23 games for NWA, was transferred to Triple-A on June 26 to finish the year with the Storm Chasers.
 ✎ Traded to Kansas City from New York (AL) with LHP T.J. Sikkema and RHP Chandler Champlain in exchange for OF Andrew Benintendi on July 27, **2022**.
CONSECUTIVE BATTERS RETIRED: 2 (4/15) **SCORELESS STREAK:** 7.2 IP (4/7 to 4/15)
SINKER: 45.5% | 95.2 MPH **CUTTER:** 29.3% | 88.7 MPH **SWEEPER:** 18.8% | 85.9 MPH **CHANGEUP:** 6.3% | 89.1 MPH

STORM CHASERS BULLPEN USAGE (PITCH COUNT, LAST THREE WEEKS)

DAY OF WEEK DATE	TUE 3/31	WED 4/1	THU 4/2	FRI 4/3	SAT 4/4	SUN 4/5	MON 4/6	TUE 4/7	WED 4/8	THU 4/9	FRI 4/10	SAT 4/11	SUN 4/12	MON 4/13	TUE 4/14	WED 4/15	THU 4/16	FRI 4/17	SAT 4/18	SUN 4/19
55 Bosacker, Ethan			75 (START)						66 (START)								21			27
63 Cerantola, Eric		16			7	11										37				
64 Cruz, Steven		7 (KC)	27 (KC)		18 (KC)	16 (KC)			41 (KC)		31				4					
33 Cuas, Jose	31					26			45						11				22	
44 Falter, Bailey (L) <i>REHAB</i>		20 (KC)																		
61 Johnson, Brandon			22		33			17				45				26				
40 Martinez, Chazz (L)								31			16				12	8	28		31	24
47 Olivarez, Helcris (L)		21			44				19			39					38			24
32 Panzini, Shane		30			33				39						22					42
57 Pérez, Andrew (L)			30					11			13	2			4		18			24
52 Sears, Ben			26 (NWA)					33 (NWA)			43 (START)						21		33 (START)	
43 Way, Beck	27		33					29			34					26				

RELIEVERS	LAST RELIEF APPEARANCE							FIRST BATTER		SAVES		INHERITED RUNNERS	
PITCHER	LAST OMA RELIEF OUTING	IP	R	ER	BB	K	P-S	FACED	RETIRED	SV	OPP	IR	SCORED
55 Bosacker, Ethan	4/18 vs. Indianapolis	2.0	0	0	1	0	27-15	2	1	0	0	2	2
63 Cerantola, Eric	4/15 vs. Indianapolis	2.0	0	0	2	1	37-21	7	5	4	4	3	0
64 Cruz, Steven	4/14 vs. Indianapolis	0.0	1	1	1	0	4-1	2	1	0	1	0	0
33 Cuas, Jose	4/17 vs. Indianapolis	1.1	0	0	1	2	22-13	7	5	0	0	4	0
44 Falter, Bailey (L) <i>REHAB</i>	4/15 vs. Indianapolis	1.0	2	2	1	1	26-15	1	1	0	1	0	0
61 Johnson, Brandon	4/18 vs. Indianapolis	1.0	2	2	3	1	24-11	9	3	0	0	0	0
40 Martinez, Chazz (L)	4/17 vs. Indianapolis	1.0	0	0	2	3	31-14	4	3	0	0	0	0
47 Olivarez, Helcris (L)	4/18 vs. Indianapolis	1.0	1	1	1	2	24-13	7	5	0	0	3	1
32 Panzini, Shane	4/18 vs. Indianapolis	1.1	4	4	2	1	42-19	6	3	0	0	0	0
57 Pérez, Andrew (L)	4/18 vs. Indianapolis	1.2	2	2	0	3	24-16	7	6	1	1	3	0
52 Sears, Ben	4/16 vs. Indianapolis	1.2	1	1	0	1	21-15	1	0	0	0	3	3
43 Way, Beck	4/15 vs. Indianapolis	2.0	0	0	1	2	26-18	6	4	0	0	0	0
SEASON (INCLUDING INACTIVE)								69	43	7	9	27	9

OMAHA STARTING PITCHER SPLITS						1ST PITCH STRIKES			1-2-3 INNINGS		
PITCHER	GS	W-L	TEAM W-L	R SUPPORT	SUPPORT/9 IP	FPS	TBF	% FPS	TOTAL	POSSIBLE	% 1-2-3
41 Sanchez, Aaron	4	0-2	1-3	8	5.27	41	70	58.6%	2	13	15.4%
Bergert, Ryan	3	0-1	2-1	2	1.86	28	42	66.7%	2	9	22.2%
53 Ramsey, Ryan	3	0-2	1-2	7	8.22	21	53	39.6%	3	11	27.3%
Bosacker, Ethan	2	0-1	1-1	4	5.68	18	35	51.4%	0	6	0.0%
58 Avila, Luinder	2	0-0	1-1	4	5.40	17	30	56.7%	0	6	0.0%
52 Sears, Ben	2	0-0	1-1	7	12.60	17	21	81.0%	1	5	20.0%
56 Kolek, Stephen <i>REHAB</i>	1	1-0	1-0	6	10.80	13	19	68.4%	2	5	40.0%
Spence, Mitch	1	1-0	1-0	6	10.80	13	19	68.4%	2	5	40.0%
Kudrna, Ben	1	0-0	1-0	3	13.50	3	11	27.3%	0	2	0.0%
SEASON (INCLUDING INACTIVE)	19			43	5.98	167	296	56.4%	11	61	18.0%

OMAHA STARTING PITCHER/CATCHER MATCHUPS																														
PITCHER	LUCA TRESH						ELIAS DÍAZ						ELIH MARRERO						TBD						TOTALS					
	GS	W-L	ERA	IP	ER	BB	SO	GS	W-L	ERA	IP	ER	BB	SO	GS	W-L	ERA	IP	ER	BB	SO	GS	W-L	ERA	IP	ER	BB	SO		
41 Sanchez, Aaron	2	0-1	10.57	7.2	9	5	6	2	0-1	7.50	6.0	5	8	4								4	0-2	9.22	13.2	14	13	10		
Bergert, Ryan	3	0-1	2.79	9.2	3	5	10															3	0-1	2.79	9.2	3	5	10		
53 Ramsey, Ryan	2	0-1	4.82	9.1	5	6	9	1	0-1	9.00	3.0	3	1	2								3	0-2	5.84	12.1	8	7	11		
Bosacker, Ethan								2	0-1	12.79	6.1	9	5	5								2	0-1	12.79	6.1	9	5	5		
58 Avila, Luinder	1	0-0	4.91	3.2	2	2	3	1	0-0	6.00	3.0	2	2	3								2	0-0	5.40	6.2	4	4	6		
52 Sears, Ben								2	0-0	5.40	5.0	3	2	3								2	0-0	5.40	5.0	3	2	3		
56 Kolek, Stephen <i>REHAB</i>								1	0-0	0.00	4.0	0	1	2								1	0-0	0.00	4.0	0	1	2		
Spence, Mitch	1	1-0	0.00	5.0	0	0	1															1	1-0	0.00	5.0	0	0	1		
Kudrna, Ben	1	0-0	9.00	2.0	2	4	2															1	0-0	9.00	2.0	2	4	2		
Relievers	6-0	2.83	47.2	15	29	49		3-1	7.26	39.2	32	34	42		0-2	9.64	9.1	10	9	13										
TOTALS	10	7-3	3.81	85.0	36	51	80	9	3-4	7.25	67.0	54	53	61	0	0-2	9.64	9.3	10	9	13									
	CS/ATT	3/16	PCT	18.8%				CS/ATT	1/5	PCT	20.0%				CS/ATT	0/0	PCT	--%				CS/ATT	/	PCT	%	CS/ATT	4/21	PCT	19.0%	

OMAHA CATCHER PITCHING STATS																							
CATCHERS	W	L	ERA	GS	SV	IP	H	R	ER	HR	HB	BB	IBB	SO	WHIP	AVG	WP	GDP	TBF	CS	SB	CS%	PB
11 Luca Tresh	7	3	3.81	10	6	85.0	69	37	36	5	4	51	0	80	1.41	.228	12	14	361	3	13	18.8%	2
48 Elias Díaz	3	4	7.25	9	1	67.0	75	54	54	9	6	53	0	61	1.91	.285	5	8	325	1	4	20.0%	1
17 Elih Marrero	0	2	9.64	0	0	9.1	10	11	10	4	0	9	1	13	2.04	.263	2	0	48	0	0	--%	0

OMAHA STARTERS VS. RELIEVERS								
PITCHING AS	W	L	ERA	IP	R	ER	SO	BB
STARTERS	1		5.98	64.2	44	43	50	41
RELIEVERS	9	3	5.31	96.2	58	57	104	72

9 **GAVIN CROSS**

OF • L/L • 6'2" • 210 LBS • Born 2/13/2001 (Age 25)
2022 MLB Draft – Round 1/9th Overall (Virginia Tech)
Born/Resides: Bristol, Tennessee

2026: Made his Triple-A debut in the season opener on March 27 @ Louisville ... 2nd on the Storm Chasers in stolen bases (4) and 4th in at-bats (56).
 ✦ Playing his 5th professional season this year, all in the Royals organization ... spent most of the last three seasons in Double-A but has not yet reached the Majors.
 ✦ Spent a second straight full season with NW Arkansas (AA) in **2025** ... slashed .241/.291/.413 (112-for-465) while hitting a career-high 17 home runs with 64 RBI and 23 steals in 114 games ... led the Naturals in home runs, RBI, hits, total bases (192) and runs (75) while 2nd in doubles (23) and extra-base hits (43).
 ✦ Represented Kansas City at the **2024** All-Star Futures Game in Arlington, Texas and was the Royals' **2024** Double-A Player of the Year with the Naturals.
 ✦ Among Royals Minor Leaguers between **2023** and **2025**, ranked 2nd in RBI (81), tied 2nd in HR (44), 4th in doubles (63) and extra-base hits (113) and 5th in steals (76).

HIT STREAK:**ON-BASE STREAK:**

2026: Has 4 of the 16 hardest hit balls for Omaha this season (109.3, 107.5, 106.8 and 106.4 MPH).

✦ Playing his 17th professional season this year, the Royals are his 10th organization ... spent the first 3 years of his career with the Braves ... has played in parts of 10 MLB seasons with Arizona, New York (AL), Toronto, New York (NL), Cincinnati, San Diego and Los Angeles (AL) and has a .245/.296/.421 (713-for-2915) slash line in 867 MLB games.
 ✦ Spent most of **2025** at Triple-A between the Angels and White Sox organizations ... opened the season with Charlotte (AAA) and played 10 games before his release ... rejoined the Angels organization on July 1 and played 7 games in the Arizona Complex League before his promotion to Salt Lake (AAA) where he ended the season.
 ✦ Was a **2022** National League Silver Slugger (utility) ... split the season between the Reds and Padres and combined to hit .263 (136-for-518) with 28 HR, 87 RBI and a .812 OPS.

HIT STREAK:**ON-BASE STREAK:**

2026: Tied 5th on the Storm Chasers in walks (5).

✦ Playing his 9th professional season this year, the Royals are his 5th organization ... spent the first 5 years of his career with the Pirates, with time in the Padres, Rockies and Diamondbacks systems too ... has played 14 MLB games across parts of **2023** and **2025** with San Diego and Arizona.

✦ Spent most of **2025** with the Reno Aces (AAA) ... slashed .236/.345/.406 (54-for-229) with 6 HR and 31 RBI in 71 games at Triple-A ... called up by the D-backs on August 1 and recorded his first MLB hit on August 10 ... was optioned back to Reno between August 18 and September 2 before finishing the season in the Majors.

✦ Across his Minor League career, has mostly played shortstop (3551.0 innings), with playing time at third (319.0 innings), second (127.1 innings) and first base (59.0 innings).

HIT STREAK: 3 Games (4/10 to 4/15). 375 (3-for-8)**ON-BASE STREAK:** 4 Games (4/10 to 4/15). 333 (3-for-9), 3 BB, 1 HBP

2026: Made the Royals' Opening Day roster for the second time in his career (also: 2024) and went 2-for-9 (.222) over 4 games ... optioned to Omaha on April 6 ... tied for the International League lead in triples (2) ... tied 3rd on the Storm Chasers in runs scored (8).

✦ Playing his 6th professional season, all in the Royals organization ... has played 143 MLB games with Kansas City since debuting September 1, **2023**.
 ✦ Split **2025** between Omaha and Kansas City, appearing in 43 AAA games & 67 MLB games ... reached base in 39 of 43 with Omaha, with more walks (39) than strikeouts (24).
 ✦ Made his first MLB Opening Day roster in **2024** and appeared in MLB 57 games ... reached base in 53 of 58 Omaha games and recorded an 18-game hitting streak.
 ✦ Named Storm Chasers Player of the Year in **2023** and an MiLB.com Organization All-Star ... ranked 2nd on Omaha in RBI (56) despite appearing in just 82 games.

HIT STREAK:**ON-BASE STREAK:**

2026: Has had 2 stints on Omaha's Development List, April 2 to 3 and April 8 to 13.

✦ Playing his 9th professional season this year, the Royals are his 3rd organization ... spent the first 7 years of his career with the Red Sox and was most recently with the Rangers ... made his Triple-A debut in April **2024**, but has not yet made his MLB debut.

✦ Spent most of **2025** with the Frisco RoughRiders (Rangers Double-A) after signing a Minor League contract in July ... started his season with the Round Rock Express (Rangers Triple-A) for 2 games ending the season with Frisco ... slashed .233/.270/.300 (14-for-60) in 18 games with the RoughRiders.

✦ Father is former Major League catcher **Eli Marrero**, who played parts of 10 MLB seasons (**1997-2006**), 7 of those years with the Cardinals and part of **2005** with the Royals.

HIT STREAK:**ON-BASE STREAK:**

2026: Optioned to Omaha on March 17 ... leads Omaha in RBI (20), ranking 2nd in the International League and 5th in the Minors ... also 9th in the league in OPS (1.009) ... leads the Storm Chasers in home runs (4), hits (18), total bases (34), extra-base hits (8), OBP (.423) and SLG (.586) while 2nd on the team in walks (12) and runs (11).

✦ Playing his 8th professional season this year, the Royals are his 3rd organization ... spent the first 3 years of his career with the Marlins and was most recently with the Rays ... made his MLB debut for Tampa Bay in August **2024** and appeared in 79 Major League games for the Rays between **2024** and **2025**.

✦ Split the **2025** season between Tampa Bay and Durham (AAA) ... opened the year with Tampa Bay ... became the first player in MLB history to hit their first career home-run as a walk-off on Opening Day ... slashed .316/.364/.544 (25-for-79) across his first 27 games before May 2 ... finished the year in Durham.

✦ Between **2023** and **2025**, ranked 4th among International League hitters in walks (189), 7th in runs scored (187), 13th in stolen bases (60) and 15th in plate appearances (1203).

HIT STREAK: 2 Games (4/16 to 4/17). 429 (3-for-7), 1 HR**ON-BASE STREAK:** 2 Games (4/16 to 4/17). 429 (3-for-7), 2 BB

2026: Leads the Storm Chasers in average (.318) and ranks 3rd in OPS (.778), while tied 3rd in hits (14) and runs scored (8).

✦ Playing his 12th professional season this year, the Royals are his 6th organization ... has Major League experience with the Pirates, Reds, Diamondbacks and Angels, appearing in 673 games over parts of 8 MLB seasons (**2018-2025**) prior to signing with the Royals.

✦ Split the **2025** season between Los Angeles (AL) and the Toledo Mud Hens (Tigers' Triple-A) ... opened the year in the Majors with Los Angeles and hit .202 (23-for-114) in 57 games ... was DFA'd on July 31 and released on August 2 ... finished the season with Toledo after signing with Detroit, where he hit .296 (16-for-54) in 15 games for the Mud Hens.

✦ Appeared in 111 MLB games with Arizona in **2024** ... has made five Opening Day rosters ... NL Gold Glove finalist at shortstop in **2021** with Pittsburgh.

HIT STREAK:**ON-BASE STREAK:**

2026: Optioned to Omaha on March 17 ... leads Omaha and is tied 4th in the International League in steals (9) ... also leads the Storm Chasers in runs scored (13), while 2nd in hits (17), extra-base hits (7) and total bases (29) and tied 2nd in home runs (2) and RBI (11).

✦ Playing his 8th professional season this year, all in the Royals organization, with parts of the last 4 years in Omaha ... made his MLB debut for Kansas City in May **2025**.

✦ Split the **2025** season between Kansas City and Omaha ... opened the year with Omaha and slashed .301/.382/.549 (52-for-173) in 44 games before his call-up ... played 72 games across two stints with the Royals ... optioned to Omaha for a 16-game stretch August 25 to September 17 before returning to KC.

✦ Among Omaha hitters between **2023** and **2025**, he ranked 1st in triples (10) and runs (184) while 2nd in hits (258), doubles (59), home runs (39), total bases (454) and walks (133).

HIT STREAK:**ON-BASE STREAK:**

2026: Leads the Storm Chasers in doubles (5) and at-bats (61), while tied 2nd in RBI (11) and 3rd in extra-base hits (6) and total bases (22) and tied 3rd in hits (14).

✦ Playing his 10th professional season this year, the Royals are his 5th organization ... spent the first 3 years of his career with the Astros and has played 639 MLB games over parts of the last 7 seasons (**2019-25**) with Arizona, Seattle and Chicago (AL).

✦ Spent all of **2025** with the White Sox, excluding a 3-game rehab assignment in Triple-A ... opened the season on Chicago's 10-day Injured List, activated May 4, and played 69 games for the White Sox ... was designated for assignment August 22 and subsequently released August 23.

✦ Has played all four infield and both corner outfield positions in his professional career, but logged the most playing time at third (2638.1 innings) and second base (1413.2 innings).

HIT STREAK:**ON-BASE STREAK:**

2026: Was the third baseman for Canada at the World Baseball Classic and hit a team-leading .421 (8-for-19) with 5 extra-base hits and 5 RBI ... his 7-game on-base streak from March 27 to April 4 is tied for the 2nd longest streak for Omaha this season ... tied 2nd on the Storm Chasers in homers (2), tied 3rd in runs scored (8), 4th in total bases (20) and tied 4th in RBI (6).

✦ Playing his 11th professional season this year, the Royals are his 6th organization ... spent the first 6 years of his career with the Astros and has played 442 MLB games over parts of the last 7 seasons (**2019-25**) with Houston, Seattle, Milwaukee, Oakland and Boston.

✦ Split the **2025** season between Boston and the Worcester Red Sox (AAA) ... opened the year with Worcester and slashed .310/.403/.480 (31-for-100) in 28 games before his call-up to Boston on May 3 ... was designated for assignment on August 21 and outrighted to Worcester on August 23, where he ended the season.

HIT STREAK:**ON-BASE STREAK:**

2026: Ranks tied 2nd on the Storm Chasers in doubles (4), while 4th in extra-base hits (5) and 5th in total bases (19).

✦ Playing his 6th professional season this year, all in the Royals organization ... made his Triple-A debut with Omaha in **2025** and has not yet made his MLB debut.

✦ In **2025**, was one of three players to spend the entire season with Omaha, making his Triple-A debut on April 1 vs. Louisville and reaching base in 53 of 70 games ... slashed .259/.321/.473 (63-for-243) with 10 home runs, 29 extra-base hits and 37 RBI for the Storm Chasers.

✦ Among Royals Minor League hitters over the last 4 seasons (**2022-25**), he ranked 4th in home runs (53), 5th in RBI (211) and total bases (570), and 6th in extra-base hits (125).

HIT STREAK:**ON-BASE STREAK:**

2026: Designated for assignment by the Royals on March 25 and sent outright to Omaha on March 29 ... tied 4th on the Storm Chasers in RBI (6).

✦ Playing his 8th professional season this year, his 4th with KC ... Royals are his 2nd organization, drafted by the Braves ... has played 208 MLB games with Kansas City since **2022**.

✦ Split **2025** between Omaha (54 AAA games) and Kansas City (71 MLB games), starting and ending the year in Triple-A ... earned IL Player of the Week honors after he hit for the cycle April 2 vs. LOU, including a career-first inside-the-park homer ... homered from both sides of the plate August 23 vs. COL, the first Omaha player to do so since 2009.

✦ Among 15 Omaha hitters with at least 500 plate appearances across the last four seasons (**2022-25**), Waters ranked 1st in OPS (.851) and 2nd in average (.279).
 ✦ Has played all three outfield positions professionally, with the most playing time in CF (4318.1 innings), however he has also totaled over 1100.0 innings in each RF and LF.

HIT STREAK: 4 Games (4/11 to 4/17). 400 (6-for-16), 1 2B**ON-BASE STREAK:** 4 Games (4/11 to 4/18). 400 (6-for-15), 1 BB

2026: Designated for assignment by the Royals on March 25 and sent outright to Omaha on March 29 ... tied 4th on the Storm Chasers in RBI (6).

✦ Playing his 8th professional season this year, his 4th with KC ... Royals are his 2nd organization, drafted by the Braves ... has played 208 MLB games with Kansas City since **2022**.

✦ Split **2025** between Omaha (54 AAA games) and Kansas City (71 MLB games), starting and ending the year in Triple-A ... earned IL Player of the Week honors after he hit for the cycle April 2 vs. LOU, including a career-first inside-the-park homer ... homered from both sides of the plate August 23 vs. COL, the first Omaha player to do so since 2009.

✦ Among 15 Omaha hitters with at least 500 plate appearances across the last four seasons (**2022-25**), Waters ranked 1st in OPS (.851) and 2nd in average (.279).
 ✦ Has played all three outfield positions professionally, with the most playing time in CF (4318.1 innings), however he has also totaled over 1100.0 innings in each RF and LF.

HIT STREAK: 4 Games (4/11 to 4/17). 400 (6-for-16), 1 2B**ON-BASE STREAK:** 4 Games (4/11 to 4/18). 400 (6-for-15), 1 BB**24** **BRANDON DRURY**

INF • R/R • 6'1" • 230 LBS • Born 8/21/1992 (Age 33)
Signed as Minor League Free Agent – 2/4/2026
Drafted by Atlanta – 2010, Round 16 (Grants Pass HS)
Born/Resides: Grants Pass, OR • Resides: Henderson, NV

✦ Represented Kansas City at the **2024** All-Star Futures Game in Arlington, Texas and was the Royals' **2024** Double-A Player of the Year with the Naturals.
 ✦ Among Royals Minor Leaguers between **2023** and **2025**, ranked 2nd in RBI (81), tied 2nd in HR (44), 4th in doubles (63) and extra-base hits (113) and 5th in steals (76).

HIT STREAK:**ON-BASE STREAK:**

2026: Tied 5th on the Storm Chasers in walks (5).

✦ Playing his 9th professional season this year, the Royals are his 5th organization ... spent the first 5 years of his career with the Pirates, with time in the Padres, Rockies and Diamondbacks systems too ... has played 14 MLB games across parts of **2023** and **2025** with San Diego and Arizona.

✦ Spent most of **2025** with the Reno Aces (AAA) ... slashed .236/.345/.406 (54-for-229) with 6 HR and 31 RBI in 71 games at Triple-A ... called up by the D-backs on August 1 and recorded his first MLB hit on August 10 ... was optioned back to Reno between August 18 and September 2 before finishing the season in the Majors.

✦ Across his Minor League career, has mostly played shortstop (3551.0 innings), with playing time at third (319.0 innings), second (127.1 innings) and first base (59.0 innings).

HIT STREAK: 3 Games (4/10 to 4/15). 375 (3-for-8)**ON-BASE STREAK:** 4 Games (4/10 to 4/15). 333 (3-for-9), 3 BB, 1 HBP

2026: Made the Royals' Opening Day roster for the second time in his career (also: 2024) and went 2-for-9 (.222) over 4 games ... optioned to Omaha on April 6 ... tied for the International League lead in triples (2) ... tied 3rd on the Storm Chasers in runs scored (8).

✦ Playing his 6th professional season, all in the Royals organization ... has played 143 MLB games with Kansas City since debuting September 1, **2023**.
 ✦ Split **2025** between Omaha and Kansas City, appearing in 43 AAA games & 67 MLB games ... reached base in 39 of 43 with Omaha, with more walks (39) than strikeouts (24).
 ✦ Made his first MLB Opening Day roster in **2024** and appeared in MLB 57 games ... reached base in 53 of 58 Omaha games and recorded an 18-game hitting streak.
 ✦ Named Storm Chasers Player of the Year in **2023** and an MiLB.com Organization All-Star ... ranked 2nd on Omaha in RBI (56) despite appearing in just 82 games.

HIT STREAK:**ON-BASE STREAK:**

2026: Has had 2 stints on Omaha's Development List, April 2 to 3 and April 8 to 13.

✦ Playing his 9th professional season this year, the Royals are his 3rd organization ... spent the first 7 years of his career with the Red Sox and was most recently with the Rangers ... made his Triple-A debut in April **2024**, but has not yet made his MLB debut.

✦ Spent most of **2025** with the Frisco RoughRiders (Rangers Double-A) after signing a Minor League contract in July ... started his season with the Round Rock Express (Rangers Triple-A) for 2 games ending the season with Frisco ... slashed .233/.270/.300 (14-for-60) in 18 games with the RoughRiders.

✦ Father is former Major League catcher **Eli Marrero**, who played parts of 10 MLB seasons (**1997-2006**), 7 of those years with the Cardinals and part of **2005** with the Royals.

HIT STREAK:**ON-BASE STREAK:**

2026: Optioned to Omaha on March 17 ... leads Omaha in RBI (20), ranking 2nd in the International League and 5th in the Minors ... also 9th in the league in OPS (1.009) ... leads the Storm Chasers in home runs (4), hits (18), total bases (34), extra-base hits (8), OBP (.423) and SLG (.586) while 2nd on the team in walks (12) and runs (11).

✦ Playing his 8th professional season this year, the Royals are his 3rd organization ... spent the first 3 years of his career with the Marlins and was most recently with the Rays ... made his MLB debut for Tampa Bay in August **2024** and appeared in 79 Major League games for the Rays between **2024** and **2025**.

✦ Split the **2025** season between Tampa Bay and Durham (AAA) ... opened the year with Tampa Bay ... became the first player in MLB history to hit their first career home-run as a walk-off on Opening Day ... slashed .316/.364/.544 (25-for-79) across his first 27 games before May 2 ... finished the year in Durham.

✦ Between **2023** and **2025**, ranked 4th among International League hitters in walks (189), 7th in runs scored (187), 13th in stolen bases (60) and 15th in plate appearances (1203).

HIT STREAK: 2 Games (4/16 to 4/17). 429 (3-for-7), 1 HR**ON-BASE STREAK:** 2 Games (4/16 to 4/17). 429 (3-for-7), 2 BB

2026: Leads the Storm Chasers in average (.318) and ranks 3rd in OPS (.778), while tied 3rd in hits (14) and runs scored (8).

✦ Playing his 12th professional season this year, the Royals are his 6th organization ... has Major League experience with the Pirates, Reds, Diamondbacks and Angels, appearing in 673 games over parts of 8 MLB seasons (**2018-2025**) prior to signing with the Royals.

✦ Split the **2025** season between Los Angeles (AL) and the Toledo Mud Hens (Tigers' Triple-A) ... opened the year in the Majors with Los Angeles and hit .202 (23-for-114) in 57 games ... was DFA'd on July 31 and released on August 2 ... finished the season with Toledo after signing with Detroit, where he hit .296 (16-for-54) in 15 games for the Mud Hens.

✦ Appeared in 111 MLB games with Arizona in **2024** ... has made five Opening Day rosters ... NL Gold Glove finalist at shortstop in **2021** with Pittsburgh.

HIT STREAK:**ON-BASE STREAK:**

2026: Optioned to Omaha on March 17 ... leads Omaha and is tied 4th in the International League in steals (9) ... also leads the Storm Chasers in runs scored (13), while 2nd in hits (17), extra-base hits (7) and total bases (29) and tied 2nd in home runs (2) and RBI (11).

✦ Playing his 8th professional season this year, all in the Royals organization, with parts of the last 4 years in Omaha ... made his MLB debut for Kansas City in May **2025**.

✦ Split the **2025** season between Kansas City and Omaha ... opened the year with Omaha and slashed .301/.382/.549 (52-for-173) in 44 games before his call-up ... played 72 games across two stints with the Royals ... optioned to Omaha for a 16-game stretch August 25 to September 17 before returning to KC.

✦ Among Omaha hitters between **2023** and **2025**, he ranked 1st in triples (10) and runs (184) while 2nd in hits (258), doubles (59), home runs (39), total bases (454) and walks (133).

HIT STREAK:**ON-BASE STREAK:**

2026: Leads the Storm Chasers in doubles (5) and at-bats (61), while tied 2nd in RBI (11) and 3rd in extra-base hits (6) and total bases (22) and tied 3rd in hits (14).

✦ Playing his 10th professional season this year, the Royals are his 5th organization ... spent the first 3 years of his career with the Astros and has played 639 MLB games over parts of the last 7 seasons (**2019-25**) with Arizona, Seattle and Chicago (AL).

✦ Spent all of **2025** with the White Sox, excluding a 3-game rehab assignment in Triple-A ... opened the season on Chicago's 10-day Injured List, activated May 4, and played 69 games for the White Sox ... was designated for assignment August 22 and subsequently released August 23.

✦ Has played all four infield and both corner outfield positions in his professional career, but logged the most playing time at third (2638.1 innings) and second base (1413.2 innings).

HIT STREAK:**ON-BASE STREAK:**

2026: Was the third baseman for Canada at the World Baseball Classic and hit a team-leading .421 (8-for-19) with 5 extra-base hits and 5 RBI ... his 7-game on-base streak from March 27 to April 4 is tied for the 2nd longest streak for Omaha this season ... tied 2nd on the Storm Chasers in homers (2), tied 3rd in runs scored (8), 4th in total bases (20) and tied 4th in RBI (6).

✦ Playing his 11th professional season this year, the Royals are his 6th organization ... spent the first 6 years of his career with the Astros and has played 442 MLB games over parts of the last 7 seasons (**2019-25**) with Houston, Seattle, Milwaukee, Oakland and Boston.

✦ Split the **2025** season between Boston and the Worcester Red Sox (AAA) ... opened the year with Worcester and slashed .310/.403/.480 (31-for-100) in 28 games before his call-up to Boston on May 3 ... was designated for assignment on August 21 and outrighted to Worcester on August 23, where he ended the season.

HIT STREAK:**ON-BASE STREAK:**

2026: Ranks tied 2nd on the Storm Chasers in doubles (4), while 4th in extra-base hits (5) and 5th in total bases (19).

✦ Playing his 6th professional season this year, all in the Royals organization ... made his Triple-A debut with Omaha in **2025** and has not yet made his MLB debut.

✦ In **2025**, was one of three players to spend the entire season with Omaha, making his Triple-A debut on April 1 vs. Louisville and reaching base in 53 of 70 games ... slashed .259/.321/.473 (63-for-243) with 10 home runs, 29 extra-base hits and 37 RBI for the Storm Chasers.

✦ Among Royals Minor League hitters over the last 4 seasons (**2022-25**), he ranked 4th in home runs (53), 5th in RBI (211) and total bases (570), and 6th in extra-base hits (125).

HIT STREAK:**ON-BASE STREAK:**

2026: Designated for assignment by the Royals on March 25 and sent outright to Omaha on March 29 ... tied 4th on the Storm Chasers in RBI (6).

✦ Playing his

SO NICE, THEY DID IT TWICE (OR MORE)

PLAYER	MULTI-HIT GAMES					MULTI-RBI GAMES					MULTI-RUN GAMES					MULTI-BB GAMES					MULTI-SB GAMES									
	2	3	4	5+	T	2	3	4	5+	T	2	3	4	5+	T	2	3	4	5+	T	2	3	4	5+	T					
9 Cross, Gavin	-	-	-	-	-	1	-	-	-	1	-	-	-	-	-	-	-	-	-	-	8	3	-	-	11	1	-	-	-	1
24 Drury, Brandon	2	-	-	-	2	-	-	-	-	-	-	-	-	-	-	-	-	-	-	-	2	3	-	-	5	-	-	-	-	-
16 Kaiser, Connor	-	-	-	-	-	-	-	-	-	-	1	-	-	-	1	-	-	-	-	-	1	-	-	-	1	-	-	-	-	-
12 Loftin, Nick	4	-	-	-	4	-	-	-	-	-	3	-	-	-	3	-	-	-	-	-	-	-	-	-	-	-	-	-	-	-
17 Marrero, Elih	-	-	-	-	-	1	-	-	-	-	-	-	-	-	-	-	-	-	-	-	1	-	-	-	1	-	-	-	-	-
26 Misner, Kameron	2	1	-	-	3	4	2	-	-	6	2	1	-	-	3	4	-	-	-	4	1	-	1	-	2	-	-	-	-	-
28 Newman, Kevin	3	1	-	-	4	1	-	-	-	1	-	-	-	-	-	1	-	-	-	1	1	-	-	-	1	-	-	-	-	-
2 Rave, John	2	2	-	-	4	2	-	1	-	3	3	-	-	-	3	2	1	-	-	3	3	-	-	-	3	4	-	-	-	4
4 Rojas, Josh	4	-	-	-	4	-	2	-	-	2	1	-	-	-	1	-	-	-	-	-	2	1	-	-	3	-	-	-	-	-
21 Toro, Abraham	1	1	-	-	2	-	-	-	-	-	2	-	-	-	2	-	-	-	-	-	3	1	-	-	4	-	-	-	-	-
11 Tresh, Luca	4	-	-	-	4	1	-	-	-	1	2	-	-	-	2	-	-	-	-	-	6	-	-	-	6	-	-	-	-	-
8 Waters, Drew	2	-	-	-	2	-	1	-	-	1	1	-	-	-	1	-	-	-	-	-	1	-	-	-	1	1	1	-	-	1
Díaz, Elias	1	-	-	-	1	-	-	-	-	-	-	-	-	-	-	-	-	-	-	-	1	-	-	-	1	-	-	-	-	-
Massey, Michael	1	-	-	-	1	-	-	-	-	-	1	-	-	-	1	-	-	-	-	-	-	-	-	-	-	-	-	-	-	-
Wilson, Peyton	2	1	-	-	3	-	-	-	-	-	2	1	-	-	3	1	-	-	-	1	5	-	-	-	5	-	-	-	-	-
TEAM TOTALS	28	6	0	0	34	9	6	1	0	15	18	2	0	0	20	8	1	0	0	9	35	8	1	0	44	6	0	0	0	6

OMAHA HITTING STREAKS

PLAYER	CURRENT	LONGEST	DATES/RESULTS (OF LONGEST)								
			START	END	AVG	2B	HR	BB	HBP	OBP	
9 Cross, Gavin	-	3	4/4	4/5	.333	(3-9)	0	0	0	3	.733
24 Drury, Brandon	-	2 (3x)	4/5	4/7	.333	(2-6)	0	0	0	1	.833
16 Kaiser, Connor	3	3	4/10	4/15	.375	(3-8)	0	0	0	1	.830
12 Loftin, Nick	-	3	4/10	4/14	.455	(5-11)	1	1	0	2	1.265
17 Marrero, Elih	-	-	-	-	-	-	-	-	-	-	-
26 Misner, Kameron	2	11	3/28	4/10	.351	(13-37)	3	0	2	14	1.052
28 Newman, Kevin	-	3 (2x)	4/7	4/10	.400	(4-10)	0	0	0	1	.900
2 Rave, John	-	4	4/10	4/14	.571	(8-14)	3	0	0	5	1.397
4 Rojas, Josh	-	5	3/27	4/2	.350	(7-20)	3	0	1	7	1.000
21 Toro, Abraham	-	4	3/27	3/31	.211	(4-19)	0	0	0	1	.422
11 Tresh, Luca	-	7	3/29	4/10	.345	(10-29)	4	0	0	4	.870
8 Waters, Drew	4	4	4/11	4/18	.400	(6-15)	1	0	0	3	.905

OMAHA ON-BASE STREAKS

PLAYER	CURRENT	LONGEST	DATES/RESULTS (OF LONGEST)								
			START	END	AVG	2B	3B	HR	RBI	OPS	
9 Cross, Gavin	-	6	4/4	4/10	.158	(3-19)	0	0	3	1	.304
24 Drury, Brandon	-	2 (3x)	4/5	4/7	.333	(2-6)	0	0	1	1	.500
16 Kaiser, Connor	4	4	4/10	4/15	.333	(3-9)	0	0	3	1	.500
12 Loftin, Nick	7	7	4/10	4/18	.333	(8-24)	1	0	2	3	.433
17 Marrero, Elih	-	-	-	-	-	-	-	-	-	-	-
26 Misner, Kameron	2	12	3/27	4/10	.325	(13-40)	3	2	9	0	.440
28 Newman, Kevin	-	5	4/2	4/10	.429	(6-14)	0	0	2	1	.500
2 Rave, John	7	7	4/10	4/18	.391	(9-23)	4	0	6	0	.500
4 Rojas, Josh	-	5	3/27	4/2	.350	(7-20)	3	1	0	0	.350
21 Toro, Abraham	-	7	3/27	4/4	.192	(5-26)	1	0	2	0	.241
11 Tresh, Luca	-	7	3/29	4/10	.345	(10-29)	4	0	2	0	.387
8 Waters, Drew	4	4	4/5	4/10	.286	(4-14)	1	0	4	0	.444

BOLD indicates longest streak in 2026 among active players

Italics indicates longest personal streak in 2026 is active

Blue indicates career-best streak

STORM CHASERS BATTERS VS. INDIANS

PLAYER	2026												CAREER												vs. NOAH DAVIS (CAREER)															
	G	AB	H	HR	RBI	2B	3B	SO	BB	IBB	AVG	OBP	SLG	G	AB	H	HR	RBI	2B	3B	SO	BB	IBB	AVG	OBP	SLG	G	AB	H	HR	RBI	2B	3B	SO	BB	IBB	AVG	OBP	SLG	
9 Cross, Gavin	4	14	2	0	0	1	0	10	0	0	.143	.200	.214	4	14	2	0	0	1	0	10	0	0	.143	.200	.214	1	2	1	0	0	0	0	0	0	0	0	.500	.500	.500
24 Drury, Brandon	3	9	2	0	2	1	0	5	1	0	.222	.300	.333	6	21	6	0	2	2	0	6	2	0	.286	.348	.381	1	2	1	0	1	0	0	0	0	0	0	.500	.500	.500
16 Kaiser, Connor	2	6	2	0	0	0	2	1	0	.333	.500	.333	2	6	2	0	0	0	2	1	0	.333	.500	.333	1	1	0	0	0	0	0	0	0	0	0	.000	.500	.000		
12 Loftin, Nick	5	15	4	0	1	0	1	2	0	.267	.429	.400	22	89	24	2	12	3	1	14	5	0	.270	.323	.393	2	3	0	0	0	0	0	2	0	0	.000	.400	.000		
17 Marrero, Elih	3	8	1	0	3	1	0	3	0	.125	.125	.250	3	8	1	0	3	1	0	3	0	0	.125	.125	.250	2	5	0	0	0	0	0	2	0	0	.000	.000	.000		
26 Misner, Kameron	4	14	5	2	6	1	0	4	3	.357	.471	.857	4	14	5	2	6	1	0	4	3	0	.357	.471	.857	1	2	1	0	1	1	0	0	0	0	.500	.500	1.000		
28 Newman, Kevin	4	11	3	0	0	0	2	3	0	.273	.429	.273	4	11	3	0	0	0	2	3	0	0	.273	.429	.273	2	2	1	0	0	0	0	0	0	0	.500	.500	.500		
2 Rave, John	4	13	2	0	1	1	0	1	3	.154	.313	.231	33	120	31	4	17	9	2	32	19	0	.258	.364	.467	1	3	0	0	0	0	0	0	0	0	.000	.000	.000		
4 Rojas, Josh	5	18	1	0	1	0	2	3	0	.056	.190	.056	5	18	1	0	1	0	2	3	0	0	.056	.190	.056	3	5	2	0	2	1	0	1	0	0	.400	.400	.600		
21 Toro, Abraham	4	14	4	2	2	0	2	1	0	.286	.333	.714	5	18	5	2	2	0	0	4	2	0	.278	.350	.611	2	3	0	0	0	0	0	0	0	0	.000	.000	.000		
11 Tresh, Luca	3	11	2	1	1	0	0	4	0	.182	.182	.455	10	37	8	2	4	1	1	10	0	0	.216	.211	.459	2	2	0	0	0	0	0	1	0	0	.000	.000	.000		
8 Waters, Drew	3	12	4	0	2	1	0	2	0	.333	.333	.417	22	84	20	0	8	4	2	23	8	0	.238	.305	.333															

PINCH-HITTING LOG (0-FOR-2)

#	DATE	INNING	PINCH HITTER	HITTING FOR	RESULT
1.	4/4 vs. Buffalo [G1]	▼ 7	Elih Marrero	Josh Rojas	Flyout (F8)
2.	4/10 @ Iowa [G1]	▲ 8	Josh Rojas	Brandon Drury	Strikeout Swinging

PITCHING

vs. Left-Handed Starter.....	2-1
vs. Right-Handed Starter.....	8-8
WITH Left-Handed Starter.....	1-2
WITH Right-Handed Starter.....	9-7
0-4 strikeouts.....	1-0
5-9 strikeouts.....	7-8
10+ strikeouts.....	2-1
0 runs of support.....	1-4
1-2 runs of support.....	2-3
3-4 runs of support.....	6-2
5-9 runs of support.....	1-0
10+ runs of support.....	0-0
Bullpen Games.....	1-1
Starter goes less than 4.0 Innings.....	5-6
Starter goes 4.0/4.1/4.2 Innings.....	4-3
Starter goes 5.0/5.1/5.2 Innings.....	1-0
Starter goes 6.0+ Innings.....	0-0

SCORING

1-Run Games.....	1-2
2-Run Games.....	5-1
3-4-Run Games.....	2-1
5+ Run Games.....	2-5
Extra Innings.....	1-1
Shutouts.....	1-1
Doubleheaders.....	3-1 (1 SWEEP, 1 SPLIT, 0 SWEEP)
Scoring 0-2 Runs.....	0-2
3-5 Runs.....	3-7
6-9 Runs.....	7-0
10+ Runs.....	0-0
Opponent 0-2 Runs.....	5-1
3-5 Runs.....	4-0
6-9 Runs.....	1-4
10+ Runs.....	0-4
Scored in 1st Inning.....	3-4
Opponent scored in 1st.....	2-5
Scores first.....	7-4
Opponent scores first.....	3-5

HITTING

Omaha 0-5 hits.....	2-2
6-9 hits.....	5-5
10+ hits.....	3-2
Opponent 0-5 hits.....	4-0
6-9 hits.....	5-2
10+ hits.....	1-7
Out-hit opponent.....	4-2
Out-hit by opponent.....	4-6
Hits are tied.....	2-1
Hit 0 home runs.....	4-5
1 home run.....	5-4
2 home runs.....	0-0
3+ home runs.....	1-0
Opponent hit 0 home runs.....	5-2
1 home run.....	4-4
2 home runs.....	1-1
3+ home runs.....	0-2
Leave 0-5 runners on base.....	2-2
6-9 on base.....	7-6
10+ on base.....	1-1
Opponent leaves 0-5 runners on base.....	4-1
6-9 on base.....	6-5
10+ on base.....	0-3
Steals 0 bases.....	3-5
1 base.....	2-3
2 bases.....	3-0
3+ bases.....	2-1
Opponent steals 0 bases.....	4-5
1 base.....	6-1
2 bases.....	0-1
3+ bases.....	0-2

FIELDING

Turned 0 double plays.....	3-5
1 double play.....	5-1
2 double plays.....	0-2
3+ double plays.....	2-1
Made 0 errors.....	6-5
1 error.....	4-2
2 errors.....	0-2
3+ errors.....	0-0
Opponent made 0 errors.....	6-5
1 error.....	2-4
2 errors.....	2-0
3+ errors.....	0-0

INDIVIDUAL BATTING

SPLIT	#, PLAYER, GAME
Most At-Bats	5, 16x, last: Nick Loftin, 4/16 vs. IND
Most Plate Appearances	5, 33x, last: Nick Loftin, 4/16 vs. IND
Most Runs	3, 2x, last: Kameron Misner, 4/4 vs. BUF (G2)
Most Hits	3, 6x, last: Abraham Toro, 4/16 vs. IND
Most Doubles	2, 2x, last: Kameron Misner, 4/7 @ IOW
Most Triples	1, 3x, last: Nick Loftin, 4/16 vs. IND
Most Extra-Base Hits	3, Kameron Misner, 4/7 @ IOW
Most Home Runs	2, John Rave, 4/7 @ IOW
Most Total Bases	8, 2x, last: Kameron Misner, 4/7 @ IOW
Most RBI	4, John Rave, 4/7 @ IOW
Most Stolen Bases	2, 6x, last: John Rave, 4/15 vs. IND
Most Caught Stealing	1, 2x, last: Luca Tresh, 4/1 vs. BUF
Most Walks	3, John Rave, 3/28 @ LOU
Most Hit-By-Pitch	2, Nick Loftin, 4/14 vs. IND
Most Strikeouts	4, Kameron Misner, 3/28 @ LOU
Most Sac Hits	1, Connor Kaiser, 4/10 @ IOW
Most Sac Flies	1, 7x, last: Nick Loftin, 4/18 vs. IND
Most GDP	2, Elias Diaz, 4/14 vs. IND
Most Left On Base	8, Drew Waters, 4/10 @ IOW

TEAM BATTING

SPLIT	#, GAME
Most At-Bats, Game	38, 3/28 @ LOU
Most Plate Appearances, Game	43, 3/28 @ LOU
Most Runs, Game	9, 4/2 vs. BUF
Most Runs, Inning	4, 4x, last: 4/15 vs. IND
Most Hits, Game	11, 2x, last: 4/2 vs. BUF
Most Hits, Inning	4, 4x, last: 4/11 @ IOW
Fewest Hits, Game	3, 4/4 vs. BUF
Most Doubles, Game	4, 3/31 vs. BUF
Most Triples, Game	1, 3x, last: 4/16 vs. IND
Most Extra-Base Hits, Game	5, 4/7 @ IOW
Most Home Runs, Game	3, 4/7 @ IOW
Most Home Runs, Inning	1, 12x, last: 4/18 vs. IND
Most Total Bases, Game	21, 4/7 @ IOW
Most RBI, Game	9, 4/2 vs. BUF
Most Stolen Bases, Game	5, 4/15 vs. IND
Most Caught Stealing, Game	1, 2x, last: 4/1 vs. BUF
Most Walks, Game	8, 2x, last: 4/10 @ IOW
Most Hit-By-Pitch, Game	3, 4/14 vs. IND
Most Strikeouts, Game	17, 3/28 @ LOU
Most Sac Hits, Game	1, 4/10 @ IOW
Most Sac Flies, Game	2, 4/10 @ IOW (G2)
Most GDP, Game	2, 2x, last: 4/14 vs. IND
Most Left On Base, Game	10, 3/27 @ LOU

TEAM & INDIVIDUAL STREAKS

SPLIT	#, GAME
Longest Hitting Streak	11, Kameron Misner, 3/28-4/10
Longest Home Run Streak	2, Kameron Misner, 4/7-4/8
Longest On-Base Streak	12, Kameron Misner, 3/27-4/10
Longest Winning Streak	3, Beck Way, 4/7-4/15
Longest Losing Streak	2, Aaron Sanchez, 3/29-4/4
Longest Saves Streak	4, Eric Cerantola, 4/1-4/15
Longest Winning Streak	3, 4/4-4/7
Longest Losing Streak	4, 3/27-3/31
Longest Home Run Streak	5, 4/14-4/18

INDIVIDUAL PITCHING

SPLIT	#, PLAYER, GAME
Most Innings Pitched	5.0, 2x, last: Ryan Ramsey, 4/5 vs. BUF
Most Runs Allowed	7, Aaron Sanchez, 3/29 @ LOU
Most Hits Allowed	7, Ryan Bergert, 3/27 @ LOU
Fewest Hits Allowed, Complete Game	-
Most Earned Runs Allowed	7, Aaron Sanchez, 3/29 @ LOU
Most Home Runs Allowed	2, 3x, last: Shane Panzini, 4/18 vs. IND
Most Walks Allowed	5, 3x, last: Helcris Olivarez, 4/16 vs. IND
Most Hit-By-Pitch	2, Aaron Sanchez, 3/29 @ LOU
Most Strikeouts, Reliever	5, 2x, last: Eric Cerantola, 4/10 @ IOW
Most Strikeouts	6, Ryan Ramsey, 4/11 @ IOW

TEAM PITCHING

SPLIT	#, GAME
Most Innings Pitched, Game	9.1, 3/28 @ LOU
Most Runs Allowed, Game	12, 2x, last: 4/16 vs. IND
Most Runs Allowed, Inning	6, 3x, last: 4/16 vs. IND
Fewest Runs Allowed, Game	0, 4/1 vs. BUF
Most Hits Allowed, Game	12, 3/28 @ LOU
Most Hits Allowed, Inning	5, 4/8 @ IOW
Fewest Hits Allowed, Game	3, 2x, last: 4/7 @ IOW
Most Earned Runs Allowed, Game	12, 2x, last: 4/16 vs. IND
Most Doubles Allowed, Game	5, 4/18 vs. IND
Most Triples Allowed, Game	1, 2x, last: 4/4 vs. BUF (G2)
Most Home Runs Allowed, Game	3, 2x, last: 4/18 vs. IND
Most Stolen Bases Allowed, Game	4, 2x, last: 4/11 @ IOW
Most Walks Allowed, Game	17, 4/16 vs. IND
Fewest Walks Allowed, Game	0, 4/4 vs. BUF (G2)
Most Hit-By-Pitch, Game	3, 3/29 @ LOU
Most Strikeouts, Game	15, 3/28 @ LOU

TEAM MISC

SPLIT	#, GAME
Longest Game, Innings	10, 3/28 @ LOU
Longest Game, Time (9 Innings)	3:12, 4/16 vs. IND
Longest Game, Time (Extra Innings)	3:25, 3/28 @ LOU
Shortest Game, Time (9+ Innings)	2:31, 4/18 vs. IND
Largest Home Crowd	7,690, 4/15 vs. IND
Largest Road Crowd	4,274, 3/27 @ LOU
Largest Winning Margin	7, 4/7 @ IOW
Largest Losing Margin	-8, 3x, last: 4/18 vs. IND
Largest Comeback Win	2, 4/5 vs. BUF
Largest Lead Blown In Loss	2, 4x, last: 4/18 vs. IND
Most Games Under .500	4, 1x, last: 3/31 (0-4)
Most Games Over .500	2, 2x, last: 4/17 (10-8)

TEAM FIELDING

SPLIT	#, GAME
Most Errors, Game	2, 2x, last: 4/16 vs. IND
Most Double Plays Turned, Game	4, 2x, last: 4/17 vs. IND

2026 STATCAST LEADERS (TOP 10)

LONGEST MEASURED HOMER DISTANCE			HIGHEST BATTED BALL EXIT VELOCITY			FASTEST PITCH VELOCITY		
PLAYER	DISTANCE (PITCHER, PITCH)	DATE	PLAYER	EXIT VELO (BATTED BALL TYPE)	DATE	PLAYER	PITCH VELO (PITCH RESULT/TYPE)	DATE
1. Kameron Misner	400 Collin Snider (<i>Slurve</i>)	4/7 @ IOW	1. Kameron Misner	111.0 Single	3/28 @ LOU	1. Helcris Olivarez	98.7 Double (<i>Sinker</i>)	4/11 @ IOW
2. Kameron Misner	393 Carson Fulmer (<i>Changeup</i>)	4/14 vs. IND	2. Elias Diaz	110.0 Double	3/31 vs. BUF	2. Helcris Olivarez	98.7 Called Ball (<i>4-Seam FB</i>)	3/29 @ LOU
3. Josh Rojas	390 Davis Daniel (<i>Sinker</i>)	3/29 @ LOU	3. Brandon Drury	109.3 Double	3/28 @ LOU	3. Helcris Olivarez	98.6 Foul Ball (<i>Sinker</i>)	4/11 @ IOW
4. Kameron Misner	387 Thomas Harrington (<i>4-Seam FB</i>)	4/17 vs. IND	4. Abraham Toro	109.2 Groundout (3-1)	4/10 @ IOW	4. Helcris Olivarez	98.5 Walk (<i>Sinker</i>)	4/11 @ IOW
5. Drew Waters	378 Jorge Alcalá (<i>Changeup</i>)	4/2 vs. BUF	5. Luca Tresh	109.1 Double	4/5 vs. BUF	5. Helcris Olivarez	98.5 Called Strike (<i>Sinker</i>)	4/16 vs. IND
6. John Rave	375 Connor Noland (<i>4-Seam</i>)	4/7 @ IOW	6. John Rave	108.3 Double	4/17 vs. IND	6. Helcris Olivarez	98.5 Called Ball (<i>Sinker</i>)	3/29 @ LOU
7. Luca Tresh	354 Brandon Bidois (<i>4-seam FB</i>)	4/15 vs. IND	7. Peyton Wilson	107.9 Flyout (F8)	4/1 vs. BUF	7. Helcris Olivarez	98.4 Foul Ball (<i>4-Seam FB</i>)	4/11 @ IOW
8. John Rave	346 Connor Noland (<i>Sinker</i>)	4/7 @ IOW	8. Luca Tresh	107.6 Single	3/29 @ LOU	8. Beck Way	98.2 Called Ball (<i>Sinker</i>)	4/15 vs. IND
9. Michael Massey	341 Devereaux Harrison (<i>4-seam FB</i>)	4/1 vs. BUF	9. Luca Tresh	107.5 Single	4/1 vs. BUF	9. Helcris Olivarez	98.1 Called Ball (<i>Sinker</i>)	4/11 @ IOW
10. Kameron Misner	327 Charlie Barnes (<i>Sinker</i>)	4/8 @ IOW	10. Brandon Drury	107.5 Single	3/27 @ LOU	10. Helcris Olivarez	98.1 Called Ball (<i>Sinker</i>)	4/8 @ IOW

HOME RUN BREAKDOWN

PLAYER	TOTAL	RUNNERS ON				SPLITS				SCORE		RECORD TEAM W-L	STATCAST MAX		LAST LAST HR
		0	1	2	3	LEFT	RIGHT	HOME	AWAY	TIED GAME	GO AHEAD		EV (MPH)	DISTANCE (FT)	
26 Kameron Misner	4	-	4	-	-	1	3	2	2	-	1	3-1	105.9	400	4/17 vs. IND
21 Abraham Toro	2	2	-	-	-	-	2	2	-	-	1	0-2	100.4	-	4/18 vs. IND
2 John Rave	2	-	2	-	-	-	2	-	2	-	1	1-0	104.4	375	4/7 @ IOW
11 Luca Tresh	1	1	-	-	-	-	1	1	-	-	-	1-0	103.7	354	4/15 vs. IND
8 Drew Waters	1	-	-	1	-	-	1	1	-	-	-	1-0	105.2	378	4/2 vs. BUF
Michael Massey	1	1	-	-	-	-	1	1	-	-	-	1-0	96.6	341	4/1 vs. BUF
4 Josh Rojas	1	-	1	-	-	-	1	-	1	-	-	0-1	97.6	390	3/29 @ LOU
TEAM TOTALS	12	4	7	1	-	1	11	7	5	-	-	-	105.9	400	-
<i>OPPONENT TOTALS</i>	<i>18</i>	<i>6</i>	<i>10</i>	<i>2</i>	<i>-</i>	<i>3</i>	<i>15</i>	<i>7</i>	<i>11</i>	<i>-</i>	<i>-</i>	<i>-</i>	<i>110.0</i>	<i>453</i>	<i>-</i>

INNING DISTRIBUTION

1 ST INNING	2 ND INNING	3 RD INNING	4 TH INNING	5 TH INNING	6 TH INNING	7 TH INNING	8 TH INNING	9 TH INNING	EXTRA INNINGS
1	2	2	1	2	1	2	1		

NOTABLE STORM CHASERS HOME RUNS

LEADOFF HOMERS (0)		GRAND SLAMS (0)		2-HOMER GAMES (1)	
PLAYER (CAREER NO.)	DATE/OPPONENT	PLAYER (CAREER NO.)	DATE/OPPONENT (INN.)	PLAYER (CAREER NO.)	DATE/OPPONENT
				John Rave (6th)	4/7 @ Iowa

BACK-TO-BACK HOMERS (0)		BACK-TO-BACK-TO-BACK HOMERS (0)		3-HOMER GAMES (0)	
PLAYERS	DATE/OPPONENT	PLAYERS	DATE/OPPONENT	PLAYER (CAREER NO.)	DATE/OPPONENT (INN.)

PINCH-HIT HOMERS (0)		WALK-OFF HOMERS (0)		INSIDE-THE PARK HOMERS (0)	
PLAYER (CAREER NO.)	DATE/OPPONENT (INN.)	PLAYER	DATE/OPPONENT	PLAYER (CAREER NO.)	DATE/OPPONENT (INN.)

NOTABLE OPPOSING HOME RUNS

LEADOFF HOMERS (0)		GRAND SLAMS (0)		2-HOMER GAMES (0)	
PLAYER (CAREER NO.)	DATE/OPPONENT	PLAYER (CAREER NO.)	DATE/OPPONENT (INN.)	PLAYER (CAREER NO.)	DATE/OPPONENT

BACK-TO-BACK HOMERS (0)		BACK-TO-BACK-TO-BACK HOMERS (0)		3-HOMER GAMES (0)	
PLAYERS	DATE/OPPONENT	PLAYERS	DATE/OPPONENT	PLAYER (CAREER NO.)	DATE/OPPONENT (INN.)

PINCH-HIT HOMERS (0)		WALK-OFF HOMERS (0)		INSIDE-THE PARK HOMERS (0)	
PLAYER (CAREER NO.)	DATE/OPPONENT (INN.)	PLAYER	DATE/OPPONENT	PLAYER (CAREER NO.)	DATE/OPPONENT (INN.)

AFTER-INNING RECORDS

	LEADING	TRAILING	TIED
AFTER 1 INNING	3 - 4	2 - 5	5 - 0
AFTER 2 INNINGS	6 - 3	2 - 6	2 - 0
AFTER 3 INNINGS	9 - 2	0 - 6	1 - 1
AFTER 4 INNINGS	10 - 2	0 - 7	0 - 0
AFTER 5 INNINGS	9 - 0	0 - 7	1 - 2
AFTER 6 INNINGS	9 - 0	0 - 8	1 - 1
AFTER 7 INNINGS	7 - 0	0 - 8	1 - 0
AFTER 8 INNINGS	7 - 0	0 - 8	1 - 0
TOTAL	LEADING	TRAILING	TIED
INNINGS...	81 (48.8%)	68 (41.0%)	17 (10.2%)

OMAHA BIG INNINGS

DATE	INNING	RUNS
------	--------	------

SCORE BY INNINGS

REGULAR SEASON	1	2	3	4	5	6	7	8	9	10	11	12	13	TOTAL
STORM CHASERS	14	13	13	4	12	10	9	2	10	0				87
OPPONENTS	14	12	11	8	14	16	13	7	6	1				102
DIFFERENCE	0	1	2	-4	-2	-6	-4	-5	4	-1				-15
VS. INDIANAPOLIS	1	2	3	4	5	6	7	8	9	10	11	12	13	TOTAL
STORM CHASERS	5	6	4	1	2	4	1	1	0					24
INDIANS	0	3	4	5	5	3	6	3	2					31
VS. INDY DIFFERENCE	5	3	0	-4	-3	1	-5	-2	-2					-7

MULTI-RUN INNINGS

	2 RUNS	3 RUNS	4 RUNS	5 RUNS	6 RUNS	7 RUNS	8 RUNS	9 RUNS	10+	TOTAL
STORM CHASERS	15	5	4	-	-	-	-	-	-	24
OPPONENTS	18	6	1	-	3	-	-	-	-	28

RECORD BY RUNS SCORED/ALLOWED

RUNS	0	1	2	3	4	5	6	7	8	9	10	11	12	13+
SCORED	0-1	0-1		1-2	2-3	0-2	5-0		1-0	1-0				
ALLOWED	1-0	2-0	2-1	1-0	3-0		0-2	1-1	0-1			0-1	0-1	0-2

RECORD BY MARGIN OF VICTORY/DEFEAT

1 RUN	2 RUNS	3 RUNS	4 RUNS	5 RUNS	6 RUNS	7 RUNS	8 RUNS	9 RUNS	10+ RUNS
1-2	5-1	1-0	1-1	1-0	0-1	1-1	0-3		

2026 STORM CHASERS EJECTIONS (0)

GAME	INNING	WHO (POSITION) / # IN 2026	WHY	UMPIRE (POSITION)
------	--------	----------------------------	-----	-------------------

2026 WALK-OFF TRACKER (0 FOR, 1 AGAINST)

GAME #	DATE	OPPONENT	FINAL SCORE (INN.)	PLAYER	WINNING RUN	PITCHER	HOW	OUTS	COUNT
2	March 28	@ Louisville	L, 6-5 (10)	Rece Hinds	Blake Dunn	Brandon Johnson	RBI single to LF	1	0-0

Bold Indicates Omaha Walk-Off Win

2026 EXTRA-INNING GAMES (1 WINS, 1 LOSS)

GAME #	DATE	OPPONENT	FINAL SCORE (INN.)	WIN	LOSS	SAVE	EXTRA-INNING SCORING
2	March 28	@ Louisville	L, 6-5 (10)	Tejay Antone	Brandon Johnson	-	Louisville scores 1 in 10th
12	April 10 [G1]	@ Iowa	W, 6-4 (9)	Eric Cerantola	Ryan Jensen	Andrew Pérez	Omaha scores 2 in 9th

Bold Indicates Omaha Extra-Inning Win

2026 EXTRA-INNING AUTOMATIC RUNNER CONVERSION (1/3, 33%)

GAME #	DATE	OPPONENT	INNING	PLACED RUNNER	RUNNER RESULT	GAME RESULT
2	March 28	@ Louisville	10th	Brandon Drury	Stranded on 2nd	L, 6-5 (10)
12	April 10 [G1]	@ Iowa	8th	Peyton Wilson	Stranded on 2nd	W, 6-4 (9)
12	April 10 [G1]	@ Iowa	9th	Abraham Toro	Scored on RBI single	W, 6-4 (9)

2026 WEATHER DELAYS

GAME	FINAL SCORE	DELAY	REASON FOR DELAY
------	-------------	-------	------------------

2026 DOUBLEHEADERS (1 SWEEP, 1 SPLIT, 0 SWEPT)

GAME	GAME 1 SCORE	GAME 2 SCORE	COMBINED TIME	GAME BEING MADE UP
April 4 vs. Buffalo	L, 8-0 (7)	W, 6-4 (7)	4:28	April 3 Postponement (Inclement Weather)
April 10 @ Iowa	W, 6-4 (9)	W, 6-1 (7)	4:55	April 9 Postponement (Inclement Weather)

INDIVIDUAL BATTING

FOR THE STORM CHASERS		AGAINST THE STORM CHASERS	
SPLIT	PLAYER, GAME	SPLIT	PLAYER, GAME
Grand Slam	Dairon Blanco, 6/12/2025 @ TOL	Grand Slam	Christian Cairo, 9/16/2025 @ COL
Pinch-Hit Home Run	Luca Tresh, 8/12/2025 vs. STP	Pinch-Hit Home Run	TT Bowens, 4/16/2025 vs. NOR
Pinch-Hit Walk-Off Home Run	Chad Santos, 8/23/2005 vs. NEW	Pinch-Hit Walk-Off Home Run	-
2 Home Run Game	John Rave, 4/7/2026 @ IOW	2 Home Run Game	Carlos Pérez, 9/2/2025 @ IOW
3+ Home Run Game	Ryan McBroom, 3, 6/13/2021 @ STP	3+ Home Run Game	Jhonkensy Noel, 3, 5/22/2024 vs. COL
2 Home Runs, One Inning	Brett Eibner, 2, 5/12/2016 vs. MEM	2 Home Runs, One Inning	-
Leadoff Home Run	MJ Melendez, 8/23/2025 @ COL	Leadoff Home Run	Matt Wallner, 5/27/2025 vs. STP
Walk-Off Home Run	MJ Melendez, 5/16/2025 vs. COL	Walk-Off Home Run	Will Wilson, 9/19/2025 @ COL
Walk-Off Grand Slam	Jimmy Govern, 5/7/2022 vs. COL	Walk-Off Grand Slam	Will Middlebrooks, 6/18/2016 @ COL
Walk-Off Win	Bobby Dalbec, 8/16/2025 vs. STP	Walk-Off Win	Rece Hinds, 3/28/2026 @ LOU
5 Hit Game	Rodolfo Durán, 9/3/2024 @ MEM	5 Hit Game	P.J. Higgins, 9/5/2023 @ IOW
6+ Hit Game	Matt Diaz, 6, 7/27/2005 @ POR	6+ Hit Game	-
2 Hits, One Inning	Nick Pratto, 4/18/2025 vs. NOR	2 Hits, One Inning	Carlos Pérez, 9/2/2025 @ IOW
5 RBI Game	MJ Melendez, 9/13/2025 vs. CLT	5 RBI Game	Carlos Pérez, 9/2/2025 @ IOW
6 RBI Game	Drew Waters, 8/23/2025 @ COL	6 RBI Game	Luis Vázquez, 8/9/2023 vs. IOW
7 RBI Game	Drew Waters, 4/11/2024 vs. GWN	7 RBI Game	Chase Strumpf, 8/9/2023 vs. IOW
8 RBI Game	Jimmy Paredes, 5/12/2014 vs. NEW	8 RBI Game	Adolis García, 7/21/2019 vs. MEM
9+ RBI Game	Brett Eibner, 9, 4/9/2014 vs. MEM	9+ RBI Game	-
Steal of Home	Nate Eaton, 6/15/2024 @ TOL	Steal of Home	Noelvi Marte, 4/5/2025 vs. LOU
3+ Stolen Base Game	Joey Wiemer, 3, 4/8/2025 @ STP	3+ Stolen Base Game	Hao-Yu Lee, 4, 7/13/2025 vs. TOL

TEAM BATTING

FOR THE STORM CHASERS		AGAINST THE STORM CHASERS	
SPLIT	GAME	SPLIT	GAME
4 Home Run Game	8/19/2025 @ COL	4 Home Run Game	8/12/2025 vs. STP
5 Home Run Game	5/24/2025 @ SL	5 Home Run Game	7/3/2025 @ IOW
6 Home Run Game	8/17/2025 vs. STP	6 Home Run Game	8/28/2025 vs. LHV
7+ Home Run Game	10, 8/23/2025 @ COL	7+ Home Run Game	7, 8/9/2023 vs. IOW
3 Home Runs, One Inning	8/30/2025 vs. LHV	3 Home Runs, One Inning	7/28/2023 @ COL
4+ Home Runs, One Inning	4, 5/21/2021 @ IOW	4+ Home Runs, One Inning	4, 8/9/2023 vs. IOW

INDIVIDUAL PITCHING

FOR THE STORM CHASERS		AGAINST THE STORM CHASERS	
SPLIT	PLAYER, GAME	SPLIT	PLAYER, GAME
No-Hitter	-	No-Hitter	Dustin Nippert, 7.0, 6/29/2008 vs. OKL
Complete Game	Chandler Champlain, 5.0, 6/13/2025 @ TOL	Complete Game	Michael McGreevy, 7.0, 9/5/2024 @ MEM (G2)
Complete Game, 1-Hitter	Luis Mendoza, 9.0, 7/18/2011 @ MEM	Complete Game, 1-Hitter	Daniel Ponce de Leon, 9.0, 7/15/2018 vs. MEM
Complete Game, 2-Hitter	Chandler Champlain, 5.0, 6/13/2025 @ TOL	Complete Game, 2-Hitter	Michael McGreevy, 7.0, 9/5/2024 @ MEM (G2)
Complete Game Shutout	Chandler Champlain, 5.0, 6/13/2025 @ TOL	Complete Game Shutout	Doug Nixhazy, 7.0, 6/28/2024 @ COL (G2)
10+ Strikeout Game	Rich Hill, 10, 7/13/2025 vs. TOL	10+ Strikeout Game	Mick Abel, 11, 8/16/2025 vs. STP
15+ Strikeout Game	-	15+ Strikeout Game	-
4+ Strikeouts In An Inning	Walter Pennington, 4, 8/22/2023 vs. STP	4+ Strikeouts In An Inning	Eric Hull, 4, 8/4/2007 vs. LV

2026 STORM CHASER QUALITY STARTS (0)

STARTER (# IN 2026)	GAME	DEC	IP	H	R	ER	HR	HB	BB	IBB	SO	WP	BK	GIDP	TBF	% K/BF	NP-S	S%	FPS	FPS%	P/IP	CATCHER
---------------------	------	-----	----	---	---	----	----	----	----	-----	----	----	----	------	-----	--------	------	----	-----	------	------	---------

2026 REHAB ASSIGNMENTS WITH OMAHA (3)

HITTING (1)

PLAYER	INJURY	DATES	AVG	G	AB	R	H	TB	2B	3B	HR	RBI	BB	IBB	SO	SB	CS	OBP	SLG	OPS	PA	SAC	SF	HBP	GIDP
Michael Massey	Left calf strain	March 31 - April 5	.250	3	12	2	3	6	0	0	1	2	0	0	2	0	1	.250	.500	.750	12	0	0	0	1

PITCHING (2)

PLAYER	INJURY	DATES	W	L	ERA	G	GS	CG	SHO	GF	HLD	SV	SVO	IP	H	R	ER	HR	HB	BB	IBB	SO	AVG	WP	BK	GIDP	TBF
Stephen Kolek	Left oblique strain	April 14 - Present	0	0	0.00	1	1	0	0	0	0	0	0	4.0	3	0	0	0	0	1	0	2	.214	0	0	1	15
Bailey Falter	Left elbow inflammation	April 15 - Present	0	0	18.00	1	0	0	0	0	0	0	1	1.0	3	2	2	0	0	1	0	1	.500	1	0	0	7

PLAYER	GS	STARTS BY POSITION										STARTS BY BATTING ORDER								
		C	1B	2B	3B	SS	LF	CF	RF	(OF)	DH	1ST	2ND	3RD	4TH	5TH	6TH	7TH	8TH	9TH
Kameron Misner	17						3	9	4	(16)	1			14	2	1				
John Rave	17						7	6	3	(16)	1	16	1							
Josh Rojas	17			5	10						2	1		1	2	9	1		3	
Gavin Cross	16		1					5		8	(13)	2					3	6	7	
Abraham Toro	15		10	2	1							2		3				2	7	3
Kevin Newman	14			1	1	12								2			1		1	10
Brandon Drury	13		6		3						4				3			2	8	
Luca Tresh	12	10									2				9	1	2			
Peyton Wilson	11			7	3						1	2	5			1		3		
Elias Díaz	10	9									1			2	1	1	5	1		
Drew Waters	9							4	4	(8)	1					2	3	4		
Nick Loftin	9		2	2	1		3			(3)	1		6	1	2					
Connor Kaiser	7					7												1	6	
Michael Massey	3			2			1			(1)			2	1						
Elih Marrero	1									(0)	1								1	

DEFENSIVE ERRORS & OUTFIELD ASSISTS BY POSITION 10 E / 3 OF AST / 24 DP | .985 (T-2ND IN IL)

LEFT FIELD				CENTER FIELD				RIGHT FIELD			
INN	E	A		INN	E	A		INN	E	A	
John Rave	59.0	1	0	Kameron Misner	77.1	0	0	Gavin Cross	64.0	0	2
Gavin Cross	44.1	0	0	John Rave	51.0	0	0	Drew Waters	36.0	0	0
Nick Loftin	26.0	0	1	Drew Waters	33.0	0	0	Kameron Misner	34.0	0	1
Kameron Misner	23.0	0	0					John Rave	27.1	0	0
Michael Massey	9.0	0	0								

INN	E	DP	INN	E	DP		
Kevin Newman	102.0	0	7	Peyton Wilson	58.1	0	2
Connor Kaiser	59.1	0	7	Josh Rojas	44.0	1	10
				Nick Loftin	18.0	0	1
				Abraham Toro	18.0	1	2
				Michael Massey	16.0	0	2
				Kevin Newman	7.0	0	1

THIRD BASE				CATCHER				FIRST BASE			
INN	E	DP		INN	E	PB		INN	E	DP	
Josh Rojas	83.1	1	2	Luca Tresh	85.0	1	2	Abraham Toro	85.0	0	12
Brandon Drury	26.0	0	3	Elias Díaz	67.0	2	1	Brandon Drury	52.1	0	5
Peyton Wilson	25.0	0	0	Elih Marrero	9.1	0	0	Nick Loftin	16.0	0	4
Abraham Toro	9.0	0	0					Gavin Cross	8.0	0	2
Kevin Newman	9.0	0	2								
Nick Loftin	9.0	0	0								

OUTFIELD ASSIST LOG (3)














































#	OUTFIELDER	POS.	ARM (MPH)	GAME	INN.	BASE	PITCHER	BATTER	RUNNER OUT	PLAY
1.	Nick Loftin (1)	LF	70.0	4/11 @ Iowa	▼ 8	2nd	Brandon Johnson	James Triantos	James Triantos	Triantos singles, out at 2nd (7-4)
2.	Kameron Misner (1)	RF	81.9	4/16 vs. Indianapolis	▲ 6	1st	Helcris Olivárez	Alika Williams	Tyler Callihan	Williams lines into a double play, Callihan out at 1st (9-3)
3.	Gavin Cross (1)	RF	42.4	4/17 vs. Indianapolis	▲ 8	2nd/3rd	Mason Black	Esmerlyn Valdez	R. Simon/A. Williams	Valdez flies into a double play, Simon out at 2nd, Williams out at 3rd (9-6-5)

STORM CHASERS POSITION PRODUCTION



























	AVG	AB	H	TB	2B	3B	HR	RBI	BB	SO	OBP	SLG	OPS
C	.230	74	17	24	4	0	1	5	3	21	.278	.324	.602
1B	.176	68	12	17	3	1	0	4	5	22	.233	.250	.483
2B	.333	69	23	33	4	0	2	9	8	14	.418	.478	.896
3B	.254	63	16	26	5	1	1	10	9	19	.351	.413	.764
SS	.255	55	14	17	3	0	0	5	9	12	.368	.309	.677
LF	.242	66	16	27	2	0	3	15	12	18	.366	.409	.775
CF	.328	67	22	40	7	1	3	19	12	17	.425	.597	1.022
RF	.167	66	11	15	1	0	1	8	8	20	.263	.227	.490
DH	.217	69	15	22	4	0	1	7	4	25	.260	.319	.579

STORM CHASERS BATTING ORDER PRODUCTION
























	AVG	AB	H	TB	2B	3B	HR	RBI	BB	SO	OBP	SLG	OPS
1ST	.304	69	21	34	5	1	2	10	15	15	.424	.493	.917
2ND	.230	74	17	21	2	1	0	5	7	21	.318	.284	.602
3RD	.299	67	20	36	4	0	4	18	13	15	.407	.537	.944
4TH	.270	74	20	31	6	1	1	12	3	21	.304	.419	.723
5TH	.246	65	16	23	4	0	1	11	8	16	.333	.354	.687
6TH	.197	71	14	17	0	0	1	5	4	22	.240	.239	.479
7TH	.169	65	11	17	3	0	1	5	5	26	.260	.262	.522
8TH	.238	63	15	23	5	0	1	10	5	22	.294	.365	.659
9TH	.231	52	12	19	4	0	1	6	10	11	.364	.365	.729

GM #	MARCH	OPPONENT	SCORE	RECORD	ILSTANDINGS	WIN	LOSS	SAVE	TEMP.	1ST PITCH	TIME	ATT.	HOMEATT.	OMAHA			OPPONENT						
														R	H	E	L	O	R	H	E	L	O
1.	3/27	 @ Louisville	L, 2-1	0-1	11TH -1.0	T. Kuncl (1-0)	R. Bergert (0-1)	Z. Maxwell (1)	47°	7:20 PM	2:32	4,274		1	8	0	10	2	9	0	7		
2.	3/28	 @ Louisville	L, 6-5 (10)	0-2	14TH -2.0	T. Antone (1-0)	B. Johnson (0-1)	-	47°	1:08 PM	3:25	3,240		5	8	2	9	6	12	1	16		
3.	3/29	 @ Louisville	L, 10-4	0-3	16TH -3.0	D. McCaughan (1-0)	A. Sanchez (0-1)	-	66°	1:09 PM	2:38	3,135		4	8	0	7	10	10	0	12		
4.	3/31	 BUFFALO	L, 6-4	0-4	18TH -4.0	A. Macko (1-0)	R. Ramsey (0-1)	C. Lee (1)	60°	6:35 PM	2:40	3,002	3,002	4	11	0	9	6	10	1	7		
														OMAHA			OPPONENT						
GM #	APRIL	OPPONENT	SCORE	RECORD	ILSTANDINGS	WIN	LOSS	SAVE	TEMP.	1ST PITCH	TIME	ATT.	HOMEATT.	R	H	E	L	O	R	H	E	L	O
5.	4/1	 BUFFALO	W, 3-0	1-4	16TH -4.0	S. Panzini (1-0)	J. Fleming (0-1)	E. Cerantola (1)	46°	12:08 PM	2:33	1,470	4,472	3	8	1	4	0	3	1	8		
6.	4/2	 BUFFALO	W, 9-7	2-4	14TH -4.0	A. Pérez (1-0)	G. Rogers (0-2)	M. Black (1)	46°	6:37 PM	2:47	1,332	5,804	9	11	0	5	7	8	0	9		
7.	4/3	 BUFFALO	Postponed: Inclement Weather (Made up on April 4, Omaha wins 6-4)																				
7.	4/4 (G1)	 BUFFALO	L, 8-0 (7)	2-5	16TH -5.0	J. Hahn (1-0)	A. Sanchez (0-2)	-	44°	2:07 PM	2:20	5,804		0	3	0	4	8	10	0	9		
8.	4/4 (G2)	 BUFFALO	W, 6-4 (7)	3-5	14TH -4.5	M. Spence (1-0)	D. Harrison (1-1)	E. Cerantola (2)	47°	5:20 PM	2:08	1,390	7,194	6	5	1	7	4	7	0	3		
9.	4/5	 BUFFALO	W, 4-3	4-5	11TH -4.0	R. Ramsey (1-1)	C. Van Eyk (0-1)	E. Cerantola (3)	59°	2:05 PM	2:36	2,192	9,386	4	8	0	6	3	7	0	8		
10.	4/7	 @ Iowa	W, 8-1	5-5	10TH -4.0	B. Way (1-0)	C. Noland (0-1)	-	44°	6:39 PM	2:41	2,319		8	10	0	7	1	3	0	3		
11.	4/8	 @ Iowa	L, 12-4	5-6	11TH -4.0	C. Barnes (3-0)	E. Bosacker (0-1)	-	64°	12:10 PM	2:45	2,688		4	7	1	8	12	11	1	5		
12.	4/9	 @ Iowa	Postponed: Inclement Weather (Made up on April 10, Omaha wins 6-1)																				
12.	4/10 (G1)	 @ Iowa	W, 6-4 (9)	6-6	9TH -3.5	E. Cerantola (1-0)	R. Jensen (0-1)	A. Pérez (1)	53°	5:10 PM	2:47			6	7	0	9	4	7	0	6		
13.	4/10 (G2)	 @ Iowa	W, 6-1 (7)	7-6	6TH -3.0	B. Way (2-0)	T. Beede (0-1)	-	51°	8:37 PM	2:08	3,145		6	10	0	7	1	5	1	5		
14.	4/11	 @ Iowa	L, 7-3	7-7	9TH -4.0	L. Little (3-0)	R. Ramsey (1-2)	-	54°	3:09 PM	2:59	2,555		3	9	1	8	7	9	0	6		
14.	4/12	 @ Iowa	Cancelled: Rain																				
15.	4/14	 INDIANAPOLIS	W, 6-2	8-7	8TH -3.5	J. Cuas (1-0)	N. Davis (1-2)	-	73°	12:07 PM	2:32	1,699	11,085	6	7	0	6	2	8	2	8		
16.	4/15	 INDIANAPOLIS	W, 6-4	9-7	7TH -2.5	B. Way (3-0)	C. Devenski (0-1)	E. Cerantola (4)	65°	11:05 AM	2:42	7,690	18,775	6	7	1	5	4	10	2	10		
17.	4/16	 INDIANAPOLIS	L, 12-5	9-8	9TH -2.5	B. Way (1-0)	H. Olivárez (0-1)	-	80°	6:34 PM	3:12	2,621	21,396	5	10	2	8	12	11	1	14		
18.	4/17	 INDIANAPOLIS	W, 4-2	10-8	4TH -2.5	J. Cuas (2-0)	T. Harrington (0-3)	M. Black (2)	53°	6:36 PM	2:41	2,069	23,465	4	4	1	6	2	4	0	8		
19.	4/18	 INDIANAPOLIS	L, 11-3	10-9	9TH -2.5	C. Fulmer (2-0)	S. Panzini (1-1)	-	52°	2:06 PM	2:31	2,052	25,517	3	5	0	3	11	10	0	7		
20.	4/19	 INDIANAPOLIS								2:05 PM CT													
21.	4/21	 @ Toledo								5:35 PM CT													
22.	4/22	 @ Toledo								5:35 PM CT													
23.	4/23	 @ Toledo								5:35 PM CT													
24.	4/24	 @ Toledo								6:05 PM CT													
25.	4/25	 @ Toledo								4:05 PM CT													
26.	4/26	 @ Toledo								1:05 PM CT													
27.	4/28	 LOUISVILLE								12:05 PM CT													
28.	4/29	 LOUISVILLE								6:35 PM CT													
29.	4/30	 LOUISVILLE								6:35 PM CT													
														OMAHA			OPPONENT						
GM #	MAY	OPPONENT	SCORE	RECORD	ILSTANDINGS	WIN	LOSS	SAVE	TEMP.	1ST PITCH	TIME	ATT.	HOMEATT.	R	H	E	L	O	R	H	E	L	O
30.	5/1	 LOUISVILLE								6:35 PM CT													
31.	5/2	 LOUISVILLE								6:05 PM CT													
32.	5/3	 LOUISVILLE								2:05 PM CT													
33.	5/5	 @ Indianapolis								5:35 PM CT													
34.	5/6	 @ Indianapolis								12:35 PM CT													
35.	5/7	 @ Indianapolis								10:00 AM CT													
36.	5/8	 @ Indianapolis								5:35 PM CT													
37.	5/9	 @ Indianapolis								5:35 PM CT													
38.	5/10	 @ Indianapolis								12:35 PM CT													
39.	5/12	 TOLEDO								6:35 PM CT													
40.	5/13	 TOLEDO								12:05 PM CT													
41.	5/14	 TOLEDO								6:35 PM CT													
42.	5/15	 TOLEDO								7:05 PM CT													
43.	5/16	TOLEDO								7:05 PM CT													
44.	5/17	TOLEDO								2:05 PM CT													
45.	5/19	@ St. Paul								11:07 AM CT													
46.	5/20	@ St. Paul								6:37 PM CT													
47.	5/21	@ St. Paul								6:37 PM CT													
48.	5/22	@ St. Paul								6:37 PM CT													
49.	5/23	@ St. Paul								6:37 PM CT													
50.	5/24	@ St. Paul								5:07 PM CT													
51.	5/26	MEMPHIS								6:35 PM CT													
52.	5/27	MEMPHIS								6:35 PM CT													
53.	5/28	MEMPHIS								6:35 PM CT													
54.	5/29	MEMPHIS								6:35 PM CT													
55.	5/30	MEMPHIS								6:05 PM CT													
56.	5/31	MEMPHIS								5:05 PM CT													
														OMAHA			OPPONENT						
GM #	JUNE	OPPONENT	SCORE	RECORD	ILSTANDINGS	WIN	LOSS	SAVE	TEMP.	1ST PITCH	TIME	ATT.	HOMEATT.	R	H	E	L	O	R	H	E	L	O

HITTING

SERIES	OPPONENT	DATES	AVG	G	AB	R	H	TB	2B	3B	HR	RBI	BB	IBB	SO	SB	CS	OBP	SLG	OPS	PA	SAC	SF	HBP	GIDP
Series 1 (L)	 @ Louisville	3/27 - 3/29	.222	3	108	10	24	32	5	0	1	10	11	0	46	4	0	.294	.296	.590	119	0	0	0	1
Series 2 (W)	 BUFFALO	3/31 - 4/5	.263	6	175	26	46	67	13	1	2	25	20	0	45	5	2	.337	.383	.720	199	0	3	1	2
Series 3 (W)	 @ Iowa	4/7 - 4/12	.262	5	164	27	43	66	9	1	4	27	22	0	38	9	0	.354	.402	.756	193	1	3	3	3
Series 4	 INDIANAPOLIS	4/14 - 4/19																							
Series 5	 @ Toledo	4/21 - 4/26																							
Series 6	 LOUISVILLE	4/28 - 5/3																							
Series 7	 @ Indianapolis	5/5 - 5/10																							
Series 8	 TOLEDO	5/12 - 5/17																							
Series 9	 @ St. Paul	5/19 - 5/24																							
Series 10	 MEMPHIS	5/26 - 5/31																							
Series 11	 @ Columbus	6/2 - 6/7																							
Series 12	 LAS VEGAS	6/9 - 6/14																							
Series 13	 @ St. Paul	6/16 - 6/21																							
Series 14	 COLUMBUS	6/23 - 6/28																							
Series 15	 INDIANAPOLIS	6/30 - 7/5																							
Series 16	 @ Louisville	7/7 - 7/12																							
Series 17	 LEHIGH VALLEY	7/17 - 7/19																							
Series 18	 @ Salt Lake	7/21 - 7/26																							
Series 19	 ST. PAUL	7/28 - 8/2																							
Series 20	 @ Toledo	8/4 - 8/9																							
Series 21	 @ Columbus	8/11 - 8/16																							
Series 22	 ROCHESTER	8/18 - 8/23																							
Series 23	 @ Iowa	8/25 - 8/30																							
Series 24	 ST. PAUL	9/1 - 9/6																							
Series 25	 @ Indianapolis	9/8 - 9/13																							
Series 26	 IOWA	9/15 - 9/20																							

PITCHING

SERIES	OPPONENT	DATES	W	L	ERA	G	GS	CG	SHO	GF	HLD	SV	SVO	IP	H	R	ER	HR	HB	BB	IBB	SO	AVG	WP	BK	GIDP
Series 1 (L)	 @ Louisville	3/27 - 3/29	0	3	6.04	3	3	0	0	3	0	0	1	25.1	31	18	17	2	4	17	1	31	.301	6	0	1
Series 2 (W)	 BUFFALO	3/31 - 4/5	4	2	4.86	6	6	0	1	6	4	4	4	50.0	45	28	27	6	2	33	0	39	.242	2	1	8
Series 3 (W)	 @ Iowa	4/7 - 4/12	3	2	5.49	5	5	0	0	5	0	1	1	41.0	35	25	25	5	3	19	0	45	.236	5	0	4
Series 4	 INDIANAPOLIS	4/14 - 4/19																								
Series 5	 @ Toledo	4/21 - 4/26																								
Series 6	 LOUISVILLE	4/28 - 5/3																								
Series 7	 @ Indianapolis	5/5 - 5/10																								
Series 8	 TOLEDO	5/12 - 5/17																								
Series 9	 @ St. Paul	5/19 - 5/24																								
Series 10	 MEMPHIS	5/26 - 5/31																								
Series 11	 @ Columbus	6/2 - 6/7																								
Series 12	 LAS VEGAS	6/9 - 6/14																								
Series 13	 @ St. Paul	6/16 - 6/21																								
Series 14	 COLUMBUS	6/23 - 6/28																								
Series 15	 INDIANAPOLIS	6/30 - 7/5																								
Series 16	 @ Louisville	7/7 - 7/12																								
Series 17	 LEHIGH VALLEY	7/17 - 7/19																								
Series 18	 @ Salt Lake	7/21 - 7/26																								
Series 19	 ST. PAUL	7/28 - 8/2																								
Series 20	 @ Toledo	8/4 - 8/9																								
Series 21	 @ Columbus	8/11 - 8/16																								
Series 22	 ROCHESTER	8/18 - 8/23																								
Series 23	 @ Iowa	8/25 - 8/30																								
Series 24	ST. PAUL	9/1 - 9/6																								
Series 25	@ Indianapolis	9/8 - 9/13																								
Series 26	IOWA	9/15 - 9/20																								

SERIES WINS: 2 (1 at Home, 1 on Road)

SERIES LOSSES: 1 (0 at Home, 1 on Road)

SERIES SPLITS: 0 (0 at Home, 0 on Road)

#	PITCHERS (21)	ACTIVE DATES	CURRENT TEAM (IF NOT OMAHA)
58	Luinder Avila	3/27-4/2 , 4/9-	
36	Ryan Bergert	3/27-4/9	Omaha Storm Chasers 7-day Injured List
37	Mason Black	3/27-4/18	KANSAS CITY ROYALS
55	Ethan Bosacker	4/2-	
63	Eric Cerantola	3/27-	
64	Steven Cruz	3/27-3/31 , 4/9-	
33	Jose Cuas	3/27-	
44	Bailey Falter	4/15-	
61	Brandon Johnson	3/27-	
56	Stephen Kolek	4/14-	
22	Ben Kudrna	3/27-4/5	Omaha Storm Chasers 7-day Injured List
40	Chazz Martinez	4/7-	
34	Eli Morgan	3/27-4/3 , 4/5-4/8	KANSAS CITY ROYALS
47	Helcris Olivárez	3/27-	
32	Shane Panzini	3/27-	
57	Andrew Pérez	4/2-	
53	Ryan Ramsey	3/27-	
41	Aaron Sanchez	3/27-	
52	Ben Sears	4/10-	
45	Mitch Spence	3/27-4/8	
43	Beck Way	3/27-	
#	CATCHERS (3)	ACTIVE DATES	CURRENT TEAM (IF NOT OMAHA)
48	Elias Díaz	3/27-4/18	KANSAS CITY ROYALS
17	Elih Marrero	3/27-4/1 , 4/4-4/7 , 4/14-	
11	Luca Tresh	3/27-	
#	INFIELDBERS (9)	ACTIVE DATES	CURRENT TEAM (IF NOT OMAHA)
24	Brandon Drury	3/27-	
16	Connor Kaiser	3/27-	
12	Nick Loftin	4/7-	
18	Michael Massey	3/31-4/5	KANSAS CITY ROYALS
28	Kevin Newman	3/27-	
4	Josh Rojas	3/27-	
	Tyler Tolbert	4/19-	
21	Abraham Toro	3/27-	
1	Peyton Wilson	3/27-4/11	Omaha Storm Chasers 7-day Injured List
#	OUTFIELDERS (4)	ACTIVE DATES	CURRENT TEAM (IF NOT OMAHA)
9	Gavin Cross	3/27-	
26	Kameron Misner	3/27-	
2	John Rave	3/27-	
8	Drew Waters	3/31-	

Active Players = Bold

MLB Rehab Appearances = Red Dates

TRIPLE-A OMAHA FRANCHISE RETIRED NUMBERS

- 5** **GEORGE BRETT** – Omaha Royals Infielder (1973-1974) *Number Retired Across Royals Organization*
- 10** **DICK HOWSER** – Kansas City Royals Manager (1981-1987) *Number Retired Across Royals Organization*
- 20** **FRANK WHITE** – Omaha Royals Infielder (1973) *Number Retired Across Royals Organization*
- 23** **MIKE JIRSCHLE** – Omaha Manager (1995-1997, 2003-2013, 2023-2025)
- 27** **BRIAN POLDBERG** – Omaha Manager (2014-2021)
- 31** **JACK McKEON** – Inaugural Omaha Manager (1969-1973)
- 42** **JACKIE ROBINSON** – First Black player in MLB history *Number Retired Across Baseball*

QUICK FACTS

GENERAL INFORMATION

Location.....Papillion, Nebraska
 Founded.....2011 (1969-2010: Omaha Royals/Golden Spikes)
 ColorsRoyal Blue (PMS 288), Gold (PMS 872), Light Blue (PMS 292)
 LeagueInternational League (Since 2021)
 Ownership.....Diamond Baseball Holdings (Since 2024)
 President & General Manager.....Martie Cordaro

TEAM INFORMATION

2025 Overall Record.....62-86 (.419 / T-17th in IL)
 2025 1st Half Record31-43 (.419 / 15th in IL)
 2025 2nd Half Record.....31-43 (.419 / 17th in IL)
 Overall Franchise Record.....3,988-3,982 (.501)
 Storm Chasers Record (2011-Pres.)1,013-1,002 (.503)
 Home Record (Werner Park).....531-478 (.526)
 International League Record (2021-Pres.).....373-365 (.505)
 Franchise Playoff Record.....57-56 (.504)

STADIUM INFORMATION

FacilityWerner Park (Since November 11, 2010)
 Year Opened.....2011
 First Storm Chasers Game...April 16, 2011 vs. Nashville Sounds
 Capacity.....9,023 (6,254 Fixed Seats)
 Dimensions.....LF 310, CF 402, RF 315

PRO-NUN-SEE-AY-SHUNS

PLAYERS

- 11 LUCA Tresh.....*loo-cuh*
- 16 Connor KAISER.....*ky-zurr*
- 17 ELIH MARRERO.....*EE-lie muh-RARE-ro*
- 22 Ben KUDRNA.....*kooder-NAH*
- 24 Brandon DRURY.....*drur-ee*
- 26 Kameron MISNER.....*MIYZ-ner*
- 32 Shane PANZINI.....*pan-zee-nee*
- 33 Jose CUAS.....*kwas*
- 36 Ryan BERGERT.....*Bur-gurt*
- 47 HELCRIS OLIVÁREZ.....*hell-crees oh-lee-vah-rez*
- 55 Ethan BOSACKER.....*BO-sack-er*
- 58 LUINDER AVILA.....*loo-ween-der AH-vee-luh*
- 63 Eric CERANTOLA.....*sair-ann-TOE-la*

COACHES

- Tripp KEISTER.....*KEY-sterr*
- David LUNDQUIST.....*LUND-kwist*
- BIJAN RADEMACHER.....*bee-JAHN rah-da-MAKE-er*



SCAN FOR PRONUNCIATION AUDIO

OMAHA ALUMNI 2026 MLB DEBUTS

2026 #	PLAYER (OMA SEASONS)	MLB DEBUT / TEAM
1.	RHP Ryan Weiss (2022-23)	3/27/26 vs. LAA (1.0 IP, 1 ER, 2 K) / HOU
2.		

FIELD AND SUPPORT STAFF

- Manager.....#13 Patrick Osborn (2nd Year in Omaha, 1st as Manager, 2nd with KC)
 All Time Minor League Managerial Record.....385-318 (.548)
- Pitching Coach.....Dane Johnson (7th Year in Omaha, 7th with KC)
- Asst. Pitching Coach.....Dave Lundquist (3rd Year in Omaha, 3rd with KC)
- Hitting Coach.....#14 Bijan Rademacher (4th Year in Omaha, 4th with KC)
- Assistant Coach.....#17 Tripp Keister (2nd Year in Omaha, 3rd with KC)
- Athletic Trainer.....James Stone (7th Year in Omaha, 16th with KC)
- Athletic Trainer.....Amanda Gallone (2nd Year in Omaha, 2nd with KC)
- Strength & Conditioning.....CJ Mikkelsen (3rd Year in Omaha, 7th with KC)
- Clubhouse Coordinator.....Mike Brown (20th Year in Omaha, 20th with KC)
- Asst. Video Coordinator.....Ben Nicholas (3rd Year in Omaha, 4th with KC)
- Nutrition Fellow.....Alyssa Druey (1st Year in Omaha, 1st with KC)
- Bullpen Catcher.....Josh Mazur (15th Year in Omaha, 15th with KC)

2026 UNIFORM RECORDS

STANDARD UNIFORMS (AUTHENTIC COLLECTION)

SPECIALTY/THEME UNIFORMS

 Blue Vortex (3-3) Home: 3-3 Road: 0-0	 Blue O-Bolt (3-5) Home: 0-0 Road: 3-5	 Powder SC (2-0) Home: 2-0 Road: 0-0	 Throwback (2-1) Home: 2-1 Road: 0-0	 Black O-Bolt Home: 0-0 Road: 0-0	Patriotic Home: 0-0 Road: 0-0	Runza Home: 0-0 Road: 0-0									
 Home White (3-3) Home: 3-3 Road: 0-0	 Road Grey (2-4) Home: 0-0 Road: 2-4	 Blue O-Bolt (1-1) Home: 0-0 Road: 1-1	 Powder Blue (2-0) Home: 2-0 Road: 0-0	 Throwback (2-1) Home: 2-1 Road: 0-0	 Community Home: 0-0 Road: 0-0	Patriotic Home: 0-0 Road: 0-0	Runza Home: 0-0 Road: 0-0	Star Wars Home: 0-0 Road: 0-0	Pink Home: 0-0 Road: 0-0	 Corn Home: 0-0 Road: 0-0	Harry Potter Home: 0-0 Road: 0-0				

RECENT TRANSACTIONS

DATE	PLAYER	TRANSACTION	DATE	PLAYER	TRANSACTION
3/26	Kansas City Royals announce 2026 Breaking Roster		20.	+ RHP Ryan Bergert	Placed on the 7-day Injured List
1. 3/29	+ OF Drew Waters	Sent outright to Omaha	21.	4/10 + RHP Ben Sears	Transferred to Omaha from NW Arkansas (AA)
2. 3/31	+ INF Michael Massey	Sent to Omaha for Major League Rehab Assignment	22.	4/12 - INF Peyton Wilson	Placed on the 7-day Injured List
3. 4/1	- RHP Steven Cruz	Recalled by KANSAS CITY	23.	4/14 + C Elih Marrero	Reinstated from the Development List
4. 4/2	- C Elih Marrero	Placed on Development List	24.	+ RHP Stephen Kolek	Sent to Omaha for Major League Rehab Assignment
5.	+ LHP Andrew Pérez	Transferred to Omaha from NW Arkansas (AA)	25.	4/15 + LHP Bailey Falter	Sent to Omaha for Major League Rehab Assignment
6.	+ RHP Ethan Bosacker	Transferred to Omaha from NW Arkansas (AA)	26.	4/19 - RHP Mason Black	Recalled by KANSAS CITY
7. 4/1	- RHP Luinder Avila	Recalled by KANSAS CITY	27.	- C Elias Díaz	Selected by KANSAS CITY
8. 4/4	+ C Elih Marrero	Reinstated from Development List	28.	+ RHP Mitch Spence	Optioned to Omaha
9.	- RHP Eli Morgan	Recalled by KANSAS CITY	29.	+ INF Tyler Tolbert	Optioned to Omaha
10.	+ RHP Eli Morgan	Optioned to Omaha			
11. 4/6	- INF Michael Massey	Returned to KANSAS CITY from Major League Rehab Assignment			
12.	+ INF Nick Loftin	Optioned to Omaha			
13.	- RHP Ben Kudrna	Placed on 7-Day Injured List			
14. 4/7	+ LHP Chazz Martinez	Reinstated from 7-Day Injured List			
15. 4/8	- C Elih Marrero	Placed on Development List			
16. 4/9	- RHP Eli Morgan	Recalled by KANSAS CITY			
17.	- RHP Mitch Spence	Recalled by KANSAS CITY			
18.	+ RHP Steven Cruz	Optioned to Omaha			
19.	+ RHP Luinder Avila	Optioned to Omaha			

36 DIFFERENT PLAYERS HAVE APPEARED IN A GAME FOR OMAHA IN 2026: 15 HITTERS, 21 PITCHERS

2026 BREAKING ROSTER

Pitchers (15): RHP Luinder Avila, RHP Ryan Bergert, RHP Mason Black, RHP Eric Cerantola, RHP Jose Cuas, RHP Steven Cruz, RHP Brandon Johnson, RHP Ben Kudrna, RHP Eli Morgan, LHP Helcris Olivárez, RHP Shane Panzini, LHP Ryan Ramsey, RHP Aaron Sanchez, RHP Mitch Spence, RHP Beck Way

Catchers (3): Elias Díaz, Elih Marrero, Luca Tresh

Infielders (6): Brandon Drury, Connor Kaiser, Kevin Newman, Josh Rojas, Abraham Toro, Peyton Wilson

Outfielders (3): Gavin Cross, Kameron Misner, John Rave