



OMAHA STORM CHASERS GAME NOTES

@ ST. PAUL SAINTS

LHP Noah Cameron (1-0, 1.80 ERA) @ RHP Zebby Matthews (1-0, 0.00 ERA)

Tuesday, April 8, 2025 | Game #9 | Road Game #3

6:37 p.m. CT First Pitch | CHS Field | St. Paul, Minnesota

Radio: News Talk 1290 KOIL | Video: Bally Sports Live, MiLB.TV

4-4



2-4

Triple-A Affiliate of the Kansas City Royals | 12356 Ballpark Way, Papillion, Nebraska 68046 | (402) 738-5100 | omahastormchasers.com | @OMASstormChasers

UPCOMING SCHEDULE & PROBABLE PITCHERS

UPCOMING GAMES

Wednesday, April 9
Thursday, April 10
Friday, April 11
Saturday, April 12

OPPONENT

@ St. Paul
@ St. Paul
@ St. Paul
@ St. Paul

TIME (CT)

6:37 p.m. CT
6:37 p.m. CT
6:37 p.m. CT
2:07 p.m. CT

PROBABLE PITCHERS

RHP Thomas Hatch (0-0, 1.80 ERA) @ RHP Andrew Morris (0-0, 0.00 ERA)
LHP Tyson Guerrero (1-1, 4.00 ERA) @ RHP Marco Raya (0-0, 0.00 ERA)
RHP Chandler Champlain (0-1, 11.00 ERA) @ RHP David Festa (1-1, 5.40 ERA)
RHP Luinder Avila (0-0, 2.31 ERA) @ RHP Randy Dobnak (0-0, 0.00 ERA)

THE MATCHUP

(RANKING IN PARENTHESES = INTERNATIONAL LEAGUE RANKING)
(BOLD = TRIPLE-A LEADER) (ITALICS = TRIPLE-A WORST)

.252 (10TH)	AVG > .273 (4TH)	4.75 (12TH)	ERA > 2.68 (3RD)
48 (7TH)	< R 21 (18TH)	1.39 (9TH)	WHIP > 1.38 (8TH)
66 (12TH)	< H 51 (17TH)	.243 (10TH)	< AVG .257 (14TH)
13 (1ST)	< HR 1 (20TH)	72.0 (10TH)	< IP 47.0 (19TH)
44 (3RD)	< BB 43 (4TH)	67 (12TH)	H > 45 (1ST)
78 (11TH)	< K > 52 (2ND)	42 (12TH)	R > 19 (1ST)
14 (4TH)	< SB 2 (20TH)	7 (10TH)	HR > 1 (2ND)
.363 (5TH)	OBP > .409 (1ST)	33 (11TH)	BB > 20 (1ST)
.462 (2ND)	< SLG .358 (12TH)	80 (9TH)	< K 49 (19TH)
.825 (2ND)	< OPS .767 (8TH)	0 (6TH)	SHO > 2 (1ST)

OMAHA vs. ST. PAUL

All-Time vs. St. Paul 46-47 (.4595)

All-Time in Omaha (Since 2021) 22-20 (.524)

All-Time in St. Paul (Since 2021) 24-27 (.471)

2025 vs. St. Paul 0-0 (---)
in Omaha 0-0 (---)
in St. Paul 0-0 (---)

DATE	SITE	RESULT	WIN	LOSS	SAVE
4/8/25	STP	6:37 PM CT			
4/9/25	STP	6:37 PM CT			
4/10/25	STP	6:37 PM CT			
4/11/25	STP	6:37 PM CT			
4/12/25	STP	2:07 PM CT			
4/13/25	STP	2:07 PM CT			
5/27/25	OMA	6:35 PM CT			
5/28/25	OMA	6:35 PM CT			
5/29/25	OMA	6:35 PM CT			
5/30/25	OMA	6:35 PM CT			
5/31/25	OMA	6:05 PM CT			
6/1/25	OMA	5:05 PM CT			
8/12/25	OMA	6:35 PM CT			
8/13/25	OMA	6:35 PM CT			
8/14/25	OMA	6:35 PM CT			
8/15/25	OMA	6:35 PM CT			
8/16/25	OMA	6:05 PM CT			
8/17/25	OMA	5:05 PM CT			

RAISING ROYALTY

6 Omaha players appear on a Top-30 Royals prospects ranking

PLAYER (POSITION)	Pipeline	Baseball America
Noah Cameron (LHP)	Royals No. 5	Royals No. 8
Luinder Avila (RHP)	Royals No. 19	Royals No. 22
Chandler Champlain (RHP)	Royals No. 20	Royals No. 13
Tyson Guerrero (LHP)	Royals No. 24	-
Tyler Gentry (OF)	Royals No. 25	-
Eric Cerantola (RHP)	Royals No. 28	-

TWIN FLAMES

9 Saints players appear on a Top-30 Twins prospects ranking

PLAYER (POSITION)	Pipeline	Baseball America
Emmanuel Rodriguez (OF)	Twins No.2/MLB No.35	Twins No.2/MLB No.19
Luke Keaschall (INF/OF)	Twins No.3/MLB No.58	Twins No.3/MLB No.45
Marco Raya (RHP)	Twins No. 6	Twins No. 8
Andrew Morris (RHP)	Twins No. 9	Twins No. 10
Cory Lewis (RHP)	Twins No. 11	Twins No. 20
Travis Adams (RHP)	Twins No. 22	Twins No. 22
Diego Cartaya (C)	Twins No. 24	Twins No. 21
Zebby Matthews (RHP)	-	Twins No.4/MLB No.70
Jair Camargo (C)	-	Twins No. 23

SUNDAY'S GAME

	1	2	3	4	5	6	7	8	9	10	R	H	E	LO
Louisville	2	0	0	0	0	0	0	1	4	7	15	1	8	
Omaha	1	0	0	1	0	0	1	0	0	2	5	9	0	6

WIN: Lyon Richardson (1-0) | LOSS: Austin Cox (0-1) | SAVE: None

NOTES AND NUGGETS

INTERNATIONAL MEN OF AWARDS

Yesterday, Minor League Baseball announced the Pitcher and Player of the Week honors for the International League (for the week of March 31 to April 6) and Omaha outfielder **Drew Waters** was named the IL Player of the Week, while left-handed pitcher **Tyson Guerrero** was named the IL Pitcher of the Week.

Waters went 10-for-19 in Omaha's series against Louisville and led the league with a .526 batting average, .609 on-base percentage, 1.053 slugging percentage and 1.662 OPS ... he collected 20 total bases (2 doubles, 1 triple, 2 home runs) and notably, hit for the cycle in the second game of the week, on Wednesday April 2.

Guerrero threw 5.0 perfect innings in his start for the Storm Chasers on Friday against Louisville, retiring all 15 batters faced with 7 strikeouts ... he was one of 3 International League starting pitchers to throw at least 5.0 innings and not allow a hit, but the only to not allow a baserunner over at least 5.0 innings.

Last year, Omaha took home 5 weekly awards, with Waters twice being named the IL Player of the Week ... this is the first time since joining the International League Omaha has claimed both the Player and Pitcher of the Week honors in the same week ... the last time Omaha won home both the Player and Pitcher of the Week Awards was the week of May 4, 1996 when **Chris Stynes** was named the American Association Player of the Week and **Robert Toth** was the American Association Pitcher of the Week.

LEAGUE OF THEIR OWN

Heading into the second full week of the 2025 season, Storm Chaser players can be found up and down the Minor League and International League leaderboards.

Cam Devanney is tied for the Minor League lead in home runs (4), while Nick Loftin is tied for the MiLB lead in walks (10) ... Luinder Avila's 11.2 innings pitched are the most of any Minor League pitcher.

In the IL specifically, **Drew Waters** is Top-4 in all 4 average-based categories: batting average (3rd - .455), on-base percentage (4th - .556), slugging percentage (1st - .909) and OPS (2nd - 1.304) ... Devanney is Top-10 in 3 of the 4 categories: batting average (10th - .370), slugging (2nd - .852) and OPS (3rd - 1.304).

Elsewhere, Devanney is 2nd in total bases (23), while Waters is 6th (20) ... **John Rave** ranks 2nd in runs scored (10).

GETTING OFFENSIVE

Early in 2025, Omaha's offense is one of the best in the International League.

The Storm Chasers are tied with the Charlotte Knights for the league lead in home runs (13), while ranking 2nd in slugging percentage (.462) and OPS (.825) ... Omaha is 3rd in the league in walks (44) and 4th in stolen bases (14) ... as they did last year, the Chasers also lead the league in sacrifices (4).

At the top of the order is **John Rave**, last year's leadoff hitter and again hitting 1st in the lineup for Omaha in 2025 ... Rave's 5 hits leading off innings is tied for the most in the Minors ... there have been 5 leadoff home runs (1st batter of 1st inning for a team) hit in Minor League Baseball in 2025 ... Rave has hit 2 of the 5.

WALK IT OUT

Omaha's 44 walks to begin the season rank 3rd in the International League and are tied 5th in Minor League Baseball.

Infielder **Nick Loftin** has drawn 10 walks, tied for the most in the Minor Leagues ... he drew at least one walk in his first 7 games, with multiple walks in 3 games.

Loftin's .474 on-base percentage ranks 2nd on Omaha, behind Waters (.556) ... Nick has reached base multiple times in 5 games.

FAMILY MATTERS

Utility player (and former Minnesota Twin) **Nick Gordon** joins the Storm Chasers today in Saint Paul, following in the footsteps of his father.

Nick's father, **Tom Gordon**, pitched 4 games for Omaha, 1 in 1986 and 3 in 1988, before making his MLB debut in 1988 ... Tom went on to pitch 890 games in the Major Leagues over 21 seasons.

Nick and Tom are the 2nd father/son duo to play for the Triple-A Omaha franchise ... **John Wathan** played for Omaha in 1972 and 1975-76 (and managed Omaha in 1987), while his son **Dusty Wathan** played for Omaha in 2002.

Additionally, **José Escobar** played for Omaha in 1989, then his nephew **Alcides Escobar** played for Omaha in 2021.

SEASON 56

Omaha began the 56th season in franchise history March 28 against the I-Cubs at Principal Park in Des Moines, Iowa ... this is the 14th season in the Storm Chasers era.

Omaha is coming off a 2024 campaign in which they went 89-59 (.601 winning percentage) to finish 1st in the 20-team International League during the regular season, before going on to win the International League Championship Series.

ST. PAUL WEATHER

FIRST PITCH: 48°

HIGH: 48 | LOW: 36°

PRECIPITATION: 3%

Sunny, with a high near 48. Calm wind around 5 mph.

AT A GLANCE

STREAKS

Current Streak L2
Longest Win Streak W3
Longest Loss Streak L2

RECENT

Last 5 Games 3-2
Last 10 Games 4-4
Last 20 Games 4-4

SPLIT SEASON

1st Half 4-4
2nd Half 0-0

HOME/AWAY

Home Games 3-3
Away Games 1-1

TOTAL HOME ROAD

Longest Win Streak W3 W3 W1
Longest Loss Streak L2 L2 L1

Night Games (5 PM OR LATER) 2-2 2-1 0-1
Day Games (BEFORE 5 PM) 2-2 1-2 1-0

March	1-1	---	1-1
April	3-3	3-3	0-0
May	0-0	0-0	0-0
June	0-0	0-0	0-0
July	0-0	0-0	0-0
August	0-0	0-0	0-0
September	0-0	0-0	0-0

vs. Buffalo	0-0	---	0-0
vs. Charlotte	0-0	0-0	---
vs. Columbus	0-0	0-0	0-0
vs. Durham	0-0	0-0	---
vs. Indianapolis	0-0	0-0	0-0
vs. Iowa	1-1	0-0	1-1
vs. Lehigh Valley	0-0	0-0	---
vs. Louisville	3-3	3-3	0-0
vs. Norfolk	0-0	0-0	---
vs. Salt Lake	0-0	---	0-0
vs. St. Paul	0-0	0-0	0-0
vs. Syracuse	0-0	---	0-0
vs. Toledo	0-0	0-0	0-0

on Tuesday	0-1	0-1	0-0
on Wednesday	1-0	1-0	0-0
on Thursday	1-0	1-0	0-0
on Friday	1-1	1-0	0-1
on Saturday	1-1	0-1	1-0
on Sunday	0-1	0-1	0-0

ABS CHALLENGES

TEAM	TOTAL	WON	LOST	RATE
OMAHA	16	6	10	38%
OPPONENTS	13	8	5	62%

ON THIS DAY...

RECORD ON APRIL 8 (SINCE 2000): 10-9, W1

LAST WIN: 4/8/23 vs. TOLEDO, W 13-8

LAST LOSS: 4/8/22 @ INDIANAPOLIS, L 3-2

NOAH CAMERON'S SPLITS

SPLIT	2025										CAREER									
	IP	H	R	ER	K	BB	HR	ERA	P		IP	H	R	ER	K	BB	HR	ERA	P	
Home	5.0	3	2	1	6	3	1	1.80	77		145.1	126	71	60	175	45	15	3.72	2348	
Away	-	-	-	-	-	-	-	-	-		155.2	161	78	72	204	45	22	4.16	2523	
Day	5.0	3	2	1	6	3	1	1.80	77		59.1	44	21	17	83	20	5	2.58	958	
Night	-	-	-	-	-	-	-	-	-		241.2	243	128	115	296	70	32	4.28	3913	
vs Left	1.1	1	-	-	1	0	1	-	24		70.2	65	-	-	88	22	9	-	1161	
vs Right	3.2	2	-	-	5	3	0	-	53		227.1	222	-	-	291	68	28	-	3717	
March	-	-	-	-	-	-	-	-	-		-	-	-	-	-	-	-	-	-	
April	5.0	3	2	1	6	3	1	1.80	77		64.1	56	29	25	83	24	9	3.50	1049	
May	-	-	-	-	-	-	-	-	-		58.0	41	20	18	85	15	5	2.79	886	
June	-	-	-	-	-	-	-	-	-		42.1	45	31	24	50	18	7	5.10	762	
July	-	-	-	-	-	-	-	-	-		44.0	52	21	20	51	8	4	4.09	738	
August	-	-	-	-	-	-	-	-	-		65.0	63	30	27	77	15	7	3.74	990	
September	-	-	-	-	-	-	-	-	-		27.1	30	18	18	33	10	5	5.93	446	
October	-	-	-	-	-	-	-	-	-		-	-	-	-	-	-	-	-	-	

NOAH CAMERON'S ARSENAL (2025)

PITCH	USAGE	P	S	B	WHIFFS	STRIKE %	WHIFF %	ZONE %	SO	OPS	AVG	HR	STATCAST		
													VELO	RPM	HORIZBRK
Four-seam FB	40.3%	31	17	14	4	55.0%	30.8%	51.6%	1	1.333	.333	1	91.7	2352	-6.4
Changeup	28.6%	22	14	8	6	64.0%	46.2%	45.5%	3	.000	.000	0	80.5	1499	-11.5
Curveball	20.8%	16	10	6	3	63.0%	50.0%	56.3%	2	.000	.000	0	81.1	2330	1.9
Cutter	10.4%	8	6	2	0	75.0%	0.0%	75.0%	0	.650	.250	0	87.4	2437	2.4

LAST TIME OUT: 4/2/2025 VS. LOU

PITCH	USAGE	P	S	B	WHIFFS	STRIKE %	WHIFF %	ZONE %	SO	OPS	AVG	HR	STATCAST		
													VELO	RPM	HORIZBRK
Four-seam FB	40.3%	31	17	14	4	55.0%	30.8%	51.6%	1	1.333	.333	1	91.7	2352	-6.4
Changeup	28.6%	22	14	8	6	64.0%	46.2%	45.5%	3	.000	.000	0	80.5	1499	-11.5
Curveball	20.8%	16	10	6	3	63.0%	50.0%	56.3%	2	.000	.000	0	81.1	2330	1.9
Cutter	10.4%	8	6	2	0	75.0%	0.0%	75.0%	0	.650	.250	0	87.4	2437	2.4

ARSENAL VS RIGHT, 2025

PITCH	USAGE	P	S	B	WHIFFS	STRIKE %	WHIFF %	ZONE %	SO	OPS	AVG	HR	STATCAST		
													VELO	RPM	HORIZBRK
Four-seam FB	30.2%	16	7	9	1	44.0%	25.0%	43.8%	0	1.250	.500	0	91.1	2324	-6.4
Changeup	37.7%	20	12	8	5	60.0%	45.5%	40.0%	3	.000	.000	0	80.7	1498	-11.5
Curveball	18.9%	10	5	5	2	50.0%	100.0%	50.0%	2	.000	.000	0	80.6	2319	2.1
Cutter	13.2%	7	5	2	0	71.0%	0.0%	71.4%	0	.650	.250	0	87.7	2434	2.2

ARSENAL VS LEFT, 2025

PITCH	USAGE	P	S	B	WHIFFS	STRIKE %	WHIFF %	ZONE %	SO	OPS	AVG	HR	STATCAST		
													VELO	RPM	HORIZBRK
Four-seam FB	62.5%	15	10	5	3	67.0%	33.3%	60.0%	1	1.250	.250	1	92.4	2381	-6.5
Changeup	8.3%	2	2	0	1	100.0%	50.0%	100.0%	0	.000	.000	0	78.6	1510	-11.2
Curveball	25.0%	6	5	1	1	83.0%	25.0%	66.7%	0	.000	.000	0	82.0	2348	1.4
Cutter	4.2%	1	1	0	0	100.0%	0.0%	100.0%	0	.000	.000	0	84.8	2459	3.6

SAINTS HITTERS VS. NOAH CAMERON (CAREER)

PLAYER	G	AB	H	HR	RBI	2B	3B	SO	BB	IBB	AVG	OBP	SLG
Jair Camargo	1	3	1	0	0	0	0	2	0	0	.333	.333	.333
Carson McCusker	1	3	0	0	0	0	0	3	0	0	.000	.000	.000
Yunior Severino	1	3	1	0	0	0	0	1	0	0	.333	.333	.333
Patrick Winkel	1	2	1	1	1	0	0	0	0	0	.500	.500	.600

NOAH CAMERON SCOUTING REPORT

MLB Pipeline	Baseball America
Scouting grades: Fastball: 50 Curveball: 55 Changeup: 60 Cutter: 50 Control: 55 Overall: 50	Scouting Grades: Fastball: 50 Curveball: 55 Changeup: 60 Cutter: 50 Control: 55
Somewhat of a local product from nearby St. Joseph, Mo., Cameron was selected by his favorite team in the seventh round of the 2021 Draft out of Central Arkansas. He had undergone Tommy John surgery that year, so his pro debut was delayed until 2022. The lefty has had a steady progression through the Minors since, and 2024 was his best year yet, when he put together a 3.08 ERA across 25 starts (128 2/3 innings) between Double-A and Triple-A. His run in Triple-A nearly had him in the big leagues by year's end, with a 2.32 ERA in nine starts, a 1.01 WHIP and 62 strikeouts to just 11 walks in 54 1/3 innings.	Track Record: Cameron continues to defy projections that say he doesn't have enough power on his fastball to consistently retire more advanced hitters. He has maintained his advance through the Royals' system without hitting that imaginary wall. The Missouri native, who missed his junior season at Central Arkansas to Tommy John surgery, has performed consistently well at every level since first getting into minor league games in 2022, one year after being drafted in the seventh round. His nine starts at Triple-A Omaha to end 2024 represents the best run of his career, with a 2.32 ERA and 62 strikeouts to just 11 walks in 54.1 innings.
What stands out about Cameron is his command. He's a strikethrower, and he doesn't walk batters: He had just a 6.7% walk rate in the Minors in '24. There was an uptick in his fastball, averaging 92 mph but with flashes of the mid-to-upper 90s. Although it can be susceptible to hard contact at times, it also grades better because of its command and how well it plays with his other pitches. Cameron's bread and butter pitch is his plus changeup, a low-80s offering that tumbles and misses a ton of bats. He mixes in a plus upper-70s curveball that has a tight break and tunnels well with his fastball. He also brought back an upper-80s cutter, an effective pitch that helps his fastball play better by adding another dimension for the hitter to think about. Cameron is beginning to tinker with a slider too, potentially giving him a fourth pitch. With a clean over-the-top delivery, Cameron understands how to use his pitches -- and how they play off each other -- to keep hitters off balance.	Scouting Report: A finesse lefthander with a sneaky four-seam fastball averaging 92 mph, Cameron excels because of the deceptive life on the pitch and its good vertical carry, helping to compensate for lower velocity. He added an extra tick of zip in 2024 and now touches 96 mph, and he may still have more in the tank. Cameron's best secondary pitch is a plus low-80s changeup with good vertical separation off his fastball. It's a deceptive pitch with big tumble, depth and command. Cameron has good feel for an above-average 78-83 mph curveball with 11-to-5 shape and tight break that he throws for strikes and tunnels well with the fastball. His fourth pitch is an 88-91 mph cutter with average horizontal movement. Cameron gets swings and misses from both his changeup and curve, and he's a savvy hurler who mixes his pitches well. His arm action and repeatable over-the-top delivery work well.
Cameron's mix, in addition to his command and makeup give him a starter's projection, and now he's on the cusp of Kansas City as one. The Royals added him to the 40-man roster last November and see him as a future part of their rotation. Cameron will likely return to Triple-A aiming for more sustained success with his debut coming at some point this year.	The Future: Cameron's next big test will be to see if he can repeat the success he had in Triple-A, leading to a determination on if he's got enough stuff to face big league hitters. The Royals added him to the 40-man roster in November, and he could make his MLB debut in 2025.



#52 NOAH CAMERON

BATS LEFT THROWS LEFT HEIGHT 6'3" WEIGHT 235

FULL NAME Noah Cameron

BORN July 17, 1999 in St. Joseph, Missouri (Age 25)

DRAFTED Round 7 - 2021 (199th Overall, Kansas City Royals)

COLLEGE University of Central Arkansas (Conway, Arkansas)

HIGH SCHOOL Central High School (St. Joseph, Missouri)

SEASON WITH STORM CHASERS 2ND Season

MLB SERVICE TIME (ENTERING 2025) 0.000

TODAY'S START

- ✓ Cameron is making his **2nd start with Omaha** this season ... made Omaha's 2025 Breaking Roster, after ending the 2024 season in Triple-A with the Storm Chasers ... was added to Kansas City's 40-Man roster this offseason.
- ✓ Playing his 4th professional season this year, all have come in the Royals organization.
- ✓ Since making his professional debut in 2022, Cameron leads Royals Minor League pitchers in strikeouts and starts ... among 18 Royals Minor League arms that have thrown at least 200.0 innings since 2022, his 11.33 K/9, and 22.9 K-BB% rank as the highest.
- ✓ Ranked by MLB Pipeline as the **No. 5 Royals prospect**.
- ✓ Ranked by Baseball America as the **No. 8 Royals prospect**.

ARSENAL

4-SEAM • 92.3 MPH | CURVEBALL • 79.4 MPH | CHANGEUP • 80.4 MPH | CUTTER • 89.8 MPH

LAST OUTING: WEDNESDAY, APRIL 2 VS. LOUISVILLE

Allowed 2 runs in the first inning of his first start of the regular season, on a leadoff solo homer to Tyler Callihan, followed by two walks and catcher interference ... retired 12 of his final 14, including 1-2-3 innings in the 2nd and 3rd.

2025 HIGHLIGHTS

- ✓ Made 4 Cactus League appearances (1 start) for the Royals in Major League Spring Training ... allowed 4 earned runs over 10.0 innings (3.60 ERA), with 11 hits, 1 walk and 7 strikeouts.
- ✓ Optioned to Triple-A on March 10.
- ✓ Started the Royals' Spring Breakout game, on March 14 @ Arizona ... in 3.0 innings, allowed 2 runs on 6 hits and 3 walks, with 4 strikeouts ... allowed 2 runs in the 1st, threw scoreless 2nd and 3rd innings, but took the loss.

CAREER NOTES

2024

- ✓ Started 26 games between Omaha and Northwest Arkansas (AA), including 1 postseason start for Omaha ... opened the year at Double-A and made 17 starts for the Naturals before being promoted to Triple-A July 28, ending the season in Omaha.
- ✓ Led Royals minor league pitchers with 149 strikeouts and had the 3rd-best ERA (3.08) ... ranked 2nd in innings (128.2) and tied 2nd in starts (25) ... 5th among qualified arms in the system in WHIP (1.21) and 6th in opponents' average (.243).
- ✓ Threw 9 quality starts: 2 for NW Arkansas (AA) and 7 with Omaha (AAA) ... 6 of 7 quality starts with Omaha came in his first 6 starts at the Triple-A level (July 31 to August 31) ... over those 6 starts, went 2-1 with a 1.64 ERA (7 ER in 38.1 IP).
- ✓ In Triple-A debut July 31 @ Rochester (WSH), pitched into the 7th inning with 1 run, 0 walks and 10 strikeouts.
- ✓ Compiled a streak of 29.1 inning without issuing a walk, between July 11 (3rd inning) and August 13 (3rd inning) ... streak spanned parts of 6 starts (last 3 in AA and first 3 in AAA).
- ✓ Named International League Pitcher of the Month for August, going 2-1 with a 1.71 ERA (6 ER in 31.2 IP) and 36 strikeouts in 5 starts (all quality starts), in his first full month in Triple-A.

2023

- ✓ Split the season between Quad Cities (A+) and NW Arkansas (AA) and combined to go 5-12 over 24 starts between the two levels, with a 5.28 ERA (63 ER in 107.1 IP).
- ✓ Ranked 3rd among Royals Minor League pitchers in strikeouts and tied 4th in starts ... among those in the system with at least 100.0 innings, ranked 1st in K/9 (11.07) and K/BB (3.77).
- ✓ In High-A, walked just 9 to 58 strikeouts (6.44 K/BB), but after being promoted to Double-A on May 19, walked 26 compared to 74 strikeouts (2.85 K/BB) with NWA.
- ✓ In his Double-A debut on May 24 at Tulsa (LAD), threw a career-high 7.0 shutout innings with 3 hits and 6 strikeouts ... lost his next seven starts, between May 30 and July 20.

2022

- ✓ Made his professional debut and largely split the season between Columbia (A) and Quad Cities (A+), with a rehab stint with the ACL Royals (R) as well ... between the three levels, combined to go 2-3 across 19 starts, with a 3.56 ERA (26 ER in 65.2 IP) with 16 walks to 99 strikeouts (6.19 K/BB).
- ✓ Named a Royals MiLB.com Organization All-Star as a left-handed starting pitcher ... among Royals Minor League pitchers with at least 60.0 innings, ranked 1st in K/9 (13.57), K/BB and K% (36.7%).
- ✓ In High-A debut on May 22 @ Dayton (CIN), set a career-high with 12 strikeouts over 4.0 innings, around 3 hits.

2021

- ✓ Did not pitch professionally in the months after being drafted by the Royals (or during the college season), after undergoing Tommy John surgery in August 2020.

COLLEGE (UNIVERSITY OF CENTRAL ARKANSAS, 2019-2021)

- ✓ Pitched two seasons at Central Arkansas, combined for a 2.86 ERA (39 ER in 122.2 IP) with 122 strikeouts in 18 starts for the Bears (Southland Conference) ... named a Freshman All-American by Collegiate Baseball in 2019.
- ✓ Made 3 starts for the Northwest League's Willmar Stingers during the summer of 2020 then underwent Tommy John surgery in August 2020, keeping him out of action in 2021.

MISCELLANEOUS

- ✓ 2018: Graduated from Central High School where he was a three-time First-Team All-Conference pitcher and first baseman ... a four-sport athlete: a punter in football, goalie in soccer and shooting forward in basketball.
- ✓ Grew up a Kansas City Royals fan, just an hour north of Kauffman Stadium in St. Joseph, Missouri and would attend two or three games a year at the "K."

CAREER PITCHING

SEASON TEAM	W	L	ERA	G	GS	CG	SHO	SV	SVO	IP	H	R	ER	HR	HB	BB	IBB	SO	WHIP	AVG	AB	WP	BK	GIDP	TBF	NP-S
2021	Did not play (injured)																									
2022 ACL Royals (R)	0	1	3.18	3	3	0	0	0	0	5.2	9	2	2	1	0	0	0	7	1.59	.346	26	1	0	0	26	47 - 42
Columbia Fireflies (A)	0	1	3.72	7	7	0	0	0	0	29.0	22	14	12	3	0	9	0	39	1.07	.208	106	2	0	0	116	456 - 287
Quad Cities River Bandits (A+)	2	1	3.48	9	9	0	0	0	0	31.0	27	15	12	2	2	7	0	53	1.10	.229	118	4	1	2	128	534 - 337
2023 Quad Cities River Bandits (A+)	2	2	3.60	7	7	0	0	0	0	35.0	28	15	14	5	3	9	0	58	1.06	.215	130	2	1	1	142	589 - 385
NW Arkansas Naturals (AA)	3	10	6.10	17	17	0	0	0	0	72.1	87	52	49	14	4	26	0	74	1.56	.297	293	5	0	9	324	1269 - 783
2024 NW Arkansas Naturals (AA)	4	4	3.63	16	16	0	0	0	0	74.1	76	37	30	6	2	25	0	87	1.36	.259	294	4	0	1	322	1201 - 780
Omaha Storm Chasers (AAA)	3	2	2.32	9	9	0	0	0	0	54.1	44	14	14	6	1	11	0	62	1.01	.220	200	1	1	3	214	745 - 514
2025 Omaha Storm Chasers (AAA)	1	0	1.80	1	1	0	0	0	0	5.0	3	2	1	1	0	3	0	6	1.20	.176	17	0	0	1	21	77 - 47
MINOR LEAGUE TOTALS (4 Seasons)	15	21	3.93	69	69	0	0	0	0	306.2	296	151	134	38	12	90	0	386	1.26	.250	1184	19	3	17	1293	4918 - 3175

SEASON & CAREER HIGHS

2025 SEASON					PRO CAREER				
4/2/2025 vs. Louisville (CIN)	5.0	INNINGS PITCHED	7.0 (2x)	Last: 8/31/2024 vs. St. Paul (MIN)					
4/2/2025 vs. Louisville (CIN)	3	HITS	10 (3x)	Last: 7/4/2024 @ Springfield (STL)					
4/2/2025 vs. Louisville (CIN)	2	RUNS	7	5/9/2023 vs. Cedar Rapids (MIN)					
4/2/2025 vs. Louisville (CIN)	1	EARNED RUNS	7	5/9/2023 vs. Cedar Rapids (MIN)					
4/2/2025 vs. Louisville (CIN)	1	HOME RUNS	3 (3x)	Last: 9/6/2024 @ Memphis (STL)					
4/2/2025 vs. Louisville (CIN)	3	WALKS	4 (4x)	Last: 8/24/2024 @ Buffalo (TOR)					
4/2/2025 vs. Louisville (CIN)	6	STRIKEOUTS	12	5/22/2022 @ Dayton (CIN)					
4/2/2025 vs. Louisville (CIN)	21	BATTERS FACED	27	7/31/2024 @ Rochester (WAS)					
4/2/2025 vs. Louisville (CIN)	77	PITCHES THROWN	100	9/24/2024 vs. Columbus (CLE)					
4/2/25 (2 nd Inn.) TO 4/2/25 (5 th Inn.)	4.0 IP	SCORELESS STREAK	15.0 IP	5/16/23 (1 st Inn.) TO 5/30/23 (2 nd Inn.)					

2025 RUN SUPPORT (OMAHA 1-0 IN CAMERON STARTS)

RUNS SCORED	0	1	2	3	4	5	6	7	8	9	10+
GAMES											1
PLAYER W-L											1-0
Team W-L											1-0

2025 GAME-BY-GAME

DATE	TEAM	GS	OPPONENT	RESULT	LEFT GAME	DEC	IP	H	R	ER	HR	HB	BB	SO	BF	NP-S
4/2	OMA	✓	vs. Louisville	W, 12-6	End 5th, winning	11-2	W	5.0	3	2	1	1	0	3	6	21 77 - 47

(Q) Indicates Quality Start

2025 BATTED BALL STATISTICS (TRIPLE-A)

BABIP	GB/FB	LD%	GB%	FB%	IFFB%	HR/FB	Pull%	Cent%	Oppo%	SwStr%
.182	6.00	36.4%	54.5%	9.1%	0.0%	100.0%	63.6%	9.1%	27.3%	15.6%

VS. TWINS AFFILIATES IN CAREER (8 STARTS)

Game	W	L	GS	CG	SHO	HLD	SV	IP	H	R	ER	HR	HBP	BB	SO	WP	TBF	NP	NS
4/13/23 @ Cedar Rapids	1	0	1	0	0	0	0	5.0	2	0	0	0	0	1	8	0	18	91	57
5/9/23 vs. Cedar Rapids	0	1	1	0	0	0	0	4.1	10	7	7	2	1	0	5	0	24	85	56
6/28/23 @ Wichita	0	1	1	0	0	0	0	2.0	4	4	4	3	0	1	3	0	11	49	30
8/13/23 vs. Wichita	0	0	1	0	0	0	0	5.0	4	3	2	1	1	1	5	0	21	81	51
4/30/24 vs. Wichita	1	0	1	0	0	0	0	5.0	5	3	3	1	0	3	3	0	24	79	48
6/6/24 vs. Wichita	0	1	1	0	0	0	0	2.1	3	6	2	0	0	3	4	0	14	49	33
6/29/24 @ Wichita	0	0	1	0	0	0	0	6.0	5	2	2	0	0	4	6	0	24	90	58
8/31/24 vs. St. Paul	1	0	1	0	0	0	0	7.0	5	1	1	1	0	0	10	1	26	91	62
5.15 ERA	3	3	8	0	0	0	0	36.2	38	26	21	8	2	13	44	1	162	615	395

PLAYER

QUICK NOTES

CAREER HIGHS (RELIEF)

62 JONATHAN BOWLAN

RHP • R/R • 6'4" • 235 lbs • Born: 3/28/1997 (Age 28)
2018 MLB Draft – Round 2/58th (Memphis)
Born/Resides: Arlington, Tennessee

2025: Appeared in 7 Cactus League games with Kansas City, pitching to a 5.40 ERA (5 ER in 8.1 IP), with 9 strikeouts ... optioned to Omaha on March 16.

- Playing his 7th professional season this year, all in the Royals organization, with parts of the last 2 years in Omaha ... has pitched 3 MLB games for Kansas City between **2023** and **2024**.
- Appeared in 1 game for Kansas City across 2 stints in **2024** ... spent most of the year with Omaha, going 12-4 in 35 appearances (16 starts) at Triple-A, finished 2nd in the Royals minor league system in wins behind Ethan Bosackier (13).
- Underwent Tommy John Surgery in June **2021** and made his return in June **2022**, pitching his way up to NW Arkansas (AA) that year.

4SFB (94.9), SL (84.8), CH (88.1), SNK (95.1), CB (80.6) | CONSECUTIVE BATTERS RETIRED: 1 (4/6) | SCORELESS STREAK: 0.1 IP (4/6)

IP **6.0** 8/25/2019 vs. Down East
K **7** 7/2/2023 vs. Iowa
BB **4** 7/2/2023 vs. Iowa
H **7** 6/15/2023 vs. Frisco
ER **4** 6/15/2023 vs. Frisco

63 ERIC CERANTOLA

RHP • R/R • 6'5" • 225 lbs • Born: 5/2/2000 (Age 24)
2021 MLB Draft – Round 5 (Mississippi State)
Born: Montreal, Quebec • Resides: Oakville, Ontario

2025: Appeared in 2 Cactus League games with Kansas City, pitching to a 0.00 ERA (0 ER in 2.0 IP), with 1 strikeout ... optioned to Omaha on March 10, opened the year on Omaha's IL ... activated from the IL on April TBD.

- Playing his 5th professional season this year, all in the Royals organization, added to Kansas City's 40-Man Roster in November 2024.
- Between NW Arkansas (AA) and Omaha in **2024**, had 101 strikeouts in 72.2 innings ... one of six minor leaguers to pitch fewer than 75.0 innings while striking out at least 100 batters ... worked 14.0 scoreless innings between May 3 and 16.
- Selected in the 8th round of the 2016 Ontario Hockey League draft but chose to pursue baseball, playing collegiately at Mississippi State.

SL (86.0), 4SFB (94-96), CH (85.7) | CONSECUTIVE BATTERS RETIRED: 0 | SCORELESS STREAK: 0.0 IP

NP **94** (2x) Last: 7/2/2023 vs. Iowa
IP **4.0** (5x) Last: 5/10/24 vs. Springfield
K **10** 4/26/24 @ Tulsa
BB **4** (3x) Last: 5/10/24 vs. Springfield
H **5** 8/19/23 vs. Beloit
ER **3** (2x) Last: 4/30/23 @ Lansing
NP **83** 5/10/24 vs. Springfield

45 TAYLOR CLARKE

RHP • R/R • 6'4" • 220 lbs • Born: 5/13/1993 (Age 31)
Minor League Free Agent – 12/12/2024
Drafted by Arizona – 2015, Round 3 (College of Charleston)
Born: Ashburn, Virginia • Resides: Phoenix, Arizona

2025: As a non-roster invite, appeared in 9 Cactus League games with Kansas City, pitching to a 2.00 ERA (2 ER in 9.0 IP) with 6 strikeouts.

- Playing his 11th professional season this year ... Royals are his 3rd organization, has previously spent time with the Diamondbacks, Royals and Brewers ... pitched 183 MLB games between **2019** and **2023** for Arizona and Kansas City.
- Traded from Kansas City to Milwaukee in December **2023**, opened **2024** on the Brewers' 15-day Injured List (*right knee inflammation*) ... reinstated May 15 and optioned to Nashville (AAA), where he spent the rest of the season ... 15 of 22 appearances in AAA were starts.
- Appeared in 105 games for the Royals between **2022** and **2023**, recording 6 saves and 113 strikeouts in 108.0 innings of work.

4SFB (94.9), SNK (94.8), CH (88.6), SL (88.6), SWP (85.5) | CONSECUTIVE BATTERS RETIRED: 1 (4/3) | SCORELESS STREAK: 0.0 IP

IP **5.0** 9/16/20 @ LOS ANGELES (AL)
K **4** (3x) Last: 6/12/21 vs. LOS ANGELES (AL)
BB **3** 8/19/20 @ OAKLAND
H **6** 9/16/20 @ LOS ANGELES (AL)
ER **5** 7/3/23 @ MINNESOTA
NP **72** 9/16/20 @ LOS ANGELES (AL)

54 AUSTIN COX

LHP • L/L • 6'4" • 235 lbs • Born: 3/28/1997 (Age 28)
Minor League Free Agent – 1/3/2025
Drafted by Kansas City – 2018, Round 5 (Mercer)
Born: Macon, GA • Resides: Kansas City, MO

2025: As a non-roster invite, appeared in 6 Cactus League games with Kansas City, going 3-0 with a 4.70 ERA (4 ER in 7.2 IP) and 8 strikeouts.

- Playing his 7th professional season this year, all in the Royals organization, with parts of the last 4 years in Omaha.
- Between NW Arkansas (AA) and Omaha in **2024**, combined to go 3-1 with a 3.86 ERA (26 ER in 60.2 IP) and 65 strikeouts in 42 games (5 starts), with 38 of them coming for the Storm Chasers.
- In **2023**, appeared in 24 games for the Royals with a 4.54 ERA (18 ER in 35.2 IP) and 33 strikeouts ... has not appeared in the Majors since after suffering a torn ACL and damaged MCL in his left knee on Sept. 8, 2023 after trying to cover first base in a game in Toronto ... began his MLB career by retiring 35 of the first 39 batters he faced across 6 relief outings, allowing only 4 walks.

4SFB (92.5), CUT (86.6), CH (72.2), CB (78.9), SPL (80.3) | CONSECUTIVE BATTERS RETIRED: 0 | SCORELESS STREAK: 0.0 IP

IP **7.0** 9/22/22 vs. Iowa
K **9** 9/22/22 vs. Iowa
BB **3** 7/10/22 vs. Toledo
H **7** 5/9/23 @ Scranton/WB
ER **5** 9/26/21 vs. Indianapolis
NP **100** 9/22/22 vs. Iowa

46 STEVEN CRUZ

RHP • R/R • 6'7" • 225 lbs • Born: 6/15/1999 (Age 25)
Traded from Minnesota – 1/24/2023
Originally signed by Minnesota – 3/20/2017
Born/Resides: Tenares, Dominican Republic

2025: Appeared in 7 Cactus League games with Kansas City, pitching to a 2.57 ERA (2 ER in 7.0 IP), with 8 strikeouts ... optioned to Omaha on March 16.

- Playing his 8th professional season this year ... Royals are his 2nd organization after being originally signed by the Twins ... has pitched 15 MLB games for Kansas City between **2023** and **2024**.
- Spent most of **2024** with Omaha, went 6-1 with 3 saves in 47 games with a 3.33 ERA (19 ER in 51.1 IP) and 56 strikeouts ... appeared in 5 games across 3 MLB stints with the Royals and retired 17 of his 18 batters faced with 4 strikeouts in 5.2 innings pitched.

4SFB (96.9), SL (88.0), CUT (92.5) | CONSECUTIVE BATTERS RETIRED: 1 (4/5) | SCORELESS STREAK: 1.1 IP (4/1 to 4/5)

NP **50** (2x) Last: 8/25/19 vs. Danville
IP **3.1** (2x) Last: 6/17/21 vs. Lakeland
K **6** (2x) Last: 8/25/19 vs. Danville
BB **4** (2x) Last: 7/18/21 vs. Jupiter
H **5** (3x) Last: 5/14/21 vs. Clearwater
ER **6** (2x) Last: 8/10/23 vs. Iowa

40 JUNIOR FERNANDEZ

RHP • R/R • 6'3" • 230 lbs • Born: 3/2/1997 (Age 28)
Minor League Free Agent – 12/20/2024
Originally signed by St. Louis – 7/3/2014
Born: Santo Domingo Centro, DR • Resides: Port St. Lucie, FL

2025: As a non-roster invite, appeared in 6 Cactus League games with Kansas City, pitching to a 9.00 ERA (4 ER in 4.0 IP) with 6 strikeouts.

- Playing his 12th professional season this year ... Royals are his 5th MLB organization, has previously spent time with the Cardinals, Pirates, Blue Jays, Nationals and in Japan ... pitched 50 MLB games between **2019** and **2022** for STL and PIT.
- Gad a brief stint with the Chiba Lotte Marines of Japan in **2024** ... only logged 2 scoreless appearances (3 H, 3 K, 0 BB) for the Marines before suffering a season-ending injury to his right shoulder.
- Pitched for four levels of the Cardinals organization in **2019**, beginning the year in High-A and making stops in both Double-A and Triple-A, culminating in his Major League debut on August 11 vs. Pittsburgh.

4SFB (96.9), CH (88.7), SL (85.1), SNK (97.0) | CONSECUTIVE BATTERS RETIRED: 1 (4/5) | SCORELESS STREAK: 3.2 IP (4/1 to 4/5)

NP **87** 8/15/16 vs. Charlotte
IP **4.0** 6/18/23 vs. Frisco
K **4** 9/19/24 @ Louisville
BB **3** 8/13/24 vs. Louisville
H **8** 6/18/23 vs. Frisco
ER **5** (2x) Last: 8/13/24 vs. Louisville

57 ANDREW HOFFMANN

RHP • R/R • 6'5" • 210 lbs • Born: 2/2/2000 (Age 25)
Traded from Atlanta – 7/11/2022
Drafted by Atlanta – 2021, Round 12 (Illinois)
Born: Joliet, IL • Resides: Plainfield, IL

2025: As a non-roster invite, appeared in 6 Cactus League games with Kansas City, pitching to a 5.87 ERA (5 ER in 7.2 IP) with 12 strikeouts to just 1 walk.

- Playing his 5th professional season this year ... Royals are his 2nd organization after being drafted by the Braves.
- Spent most of **2024** with Omaha (25 games, 11 starts), also appeared in 1 start for NW Arkansas (AA) and 3 rehab games for the ACL Royals ... made 5 starts for Omaha from March 31-April 16 before being placed on the IL, and returned to Omaha on June 6.
- Struck out 133 batters across 125.1 innings pitched between Northwest Arkansas (87.1 IP) and Omaha (38.0 IP) in **2023**.
- Was acquired by Kansas City with OF Drew Waters and IF CJ Alexander for the No. 35 pick in the 2022 Draft (RHP J.R. Ritchie).

CH (86.9), 4SFB (95.1), SL (84.1) | CONSECUTIVE BATTERS RETIRED: 1 (4/6) | SCORELESS STREAK: 0.2 IP (4/6)

NP **77** 6/18/23 vs. Frisco
IP **4.2** (2x) Last: 6/11/23 vs. Fort Wayne
K **6** (3x) Last: 6/11/23 vs. Fort Wayne
BB **2** (11x) Last: 7/12/24 @ Frisco
H **9** 7/30/19 vs. AZL D-backs
ER **5** 7/30/19 vs. AZL D-backs

47 CRUZ NORIEGA

RHP • R/R • 6'1" • 175 lbs • Born: 10/1/1997 (Age 27)
International League Free Agent – 1/30/2018
Born: Portamar, Venezuela • Resides: Bolivar, Venezuela

2025: In his first MLB spring training, appeared in 3 Cactus League games with Kansas City, pitching to a 0.00 ERA (0 ER in 4.0 IP) with 4 strikeouts ... made his Triple-A debut on April 1 vs. LOU but allowed 4 batters to reach without getting an out.

- Playing his 6th professional season this year, all have come in the Royals organization ... has not yet made his Triple-A debut.
- Spent all of **2024** with NW Arkansas (AA), appearing in a career-best 32 games (9 starts), going 7-4 with a 6.01 ERA (51 ER in 76.1 IP) ... as a reliever, worked a 3.86 ERA (19 ER in 44.1 IP) ... as a starter, pitched to a 9.00 ERA (32 ER in 32.0 IP) ... last 8 outings were starts.
- Named Kansas City's *Carlos Fortuna Award* recipient in **2023**, recognized for his commitment to improving his English speaking abilities both on and off the field ... spent all year with Quad Cities (A+) and went 3-3 with a 3.12 ERA (23 ER in 66.1 IP) over 20 games.

CH (85.8), 4SFB (93.9), SNK (93.4), SL (84.6) | CONSECUTIVE BATTERS RETIRED: 3 (4/4) | SCORELESS STREAK: 1.0 IP (4/4)

NP **90** 7/30/19 vs. AZL D-backs
IP **4.2** 4/8/22 @ South Bend
K **8** 9/7/21 @ Augusta
BB **4** 6/8/23 vs. Fort Wayne
H **7** 4/20/22 @ Wisconsin
ER **5** (2x) Last: 9/18/24 @ Louisville

43 ANTHONY SIMONELLI

RHP • R/R • 6'2" • 200 lbs • Born: 12/23/1998 (Age 26)
2021 MLB Draft – Round 16 (Virginia Tech)
Born: Winchester, VA • Resides: Blacksburg, VA

2025: As a non-roster invite (first MLB spring training), appeared in 5 Cactus League games with Kansas City, pitching to a 7.36 ERA (3 ER in 3.2 IP) with 5 strikeouts.

- Playing his 5th professional season this year, all have come in the Royals organization.
- Split **2024** between 43 relief appearances for NW Arkansas (AA) and 10 games (1 opener start) with Omaha, combined for a 2.93 ERA (24 ER in 73.2 IP) with a career-high 87 strikeouts ... also threw 8.0 innings without allowing an earned run in the Arizona Fall League.
- Since the start of the 2022 season, he ranks 4th among Royals Minor League pitchers in appearances.

4SFB (91.4), CUT (87.8), SPL (86.6), SWP (83.6) | CONSECUTIVE BATTERS RETIRED: 1 (4/4) | SCORELESS STREAK: 1.2 IP (4/1 to 4/4)

NP **75** 4/20/22 @ Wisconsin
IP **3.0** (4x) Last: 6/18/21 @ Wichita
K **5** (4x) Last: 8/20/21 @ Springfield
BB **3** (5x) Last: 6/28/23 vs. Iowa
H **5** (3x) Last: 8/12/21 @ Tulsa
ER **4** (4x) Last: 8/9/23 vs. Iowa

22 EVAN SISK

LHP • L/L • 6'2" • 209 lbs • Born: 4/23/1997 (Age 27)
Traded from Minnesota – 1/24/2023
Drafted by St. Louis – 2018, Round 16 (College of Charleston)
Born: Pineville, N.C. • Resides: Chester, S.C.

2025: Appeared in 4 Cactus League games with Kansas City, pitching to a 5.40 ERA (2 ER in 3.1 IP), with 4 strikeouts ... optioned to Omaha on March 16.

- Playing his 7th professional season this year ... Royals are his 3rd organization, previously in the Cardinals and Twins systems ... has spent most of the last three years in Triple-A, added to Kansas City's 40-Man Roster in November **2024**.
- Spent all of **2024** with Omaha and was named an International League postseason All-Star, leading all Triple-A pitchers (min. 50 games) in ERA (1.57) and WHIP (1.03) ... led the league in appearances (58), 4th in saves (15).
- One of only two pitchers in all of Minor League Baseball in **2024** to record at least 50 appearances and not allow a home run and enters the **2025** season with an active streak of 69.0 consecutive homerless innings since he last allowed one on August 26, **2023**.

SNK (91.5), SL (80.1), CUT (89.4), CB (76.7) | CONSECUTIVE BATTERS RETIRED: 2 (4/6) | SCORELESS STREAK: 3.1 IP (3/28 to 4/6)

NP **55** 8/20/21 @ Springfield

STORM CHASERS BULLPEN USAGE (PITCH COUNT, LAST THREE WEEKS)

DAY OF WEEK DATE	FRI 3/28	SAT 3/29	SUN 3/30	MON 3/31	TUE 4/1	WED 4/2	THU 4/3	FRI 4/4	SAT 4/5	SUN 4/6	MON 4/7	TUE 4/8	WED 4/9	THU 4/10	FRI 4/11	SAT 4/12	SUN 4/13
62 Bowlan, Jonathan		23				27				35							
63 Cerantola, Eric																	
45 Clarke, Taylor		13					14										
54 Cox, Austin		8				26		9		20							
46 Cruz, Steven					29				17								
40 Fernandez, Junior					28		22		33								
57 Hoffmann, Andrew		20					32			18							
47 Noriega, Cruz					19			14									
43 Simonelli, Anthony	25				16			16									
22 Sisk, Evan	12				6		9			12							

RELIEVERS		LAST OUTING							FIRST BATTER		SAVES		INHERITED RUNNERS	
PITCHER		LAST RELIEF OUTING	IP	R	ER	BB	K	P-S	FACED	RETIRED	SV	OPP	IR	SCORED
62	Bowlan, Jonathan	4/6 vs. LOU	2.0	1	1	1	1	35-21	3	1	0	1	0	0
63	Cerantola, Eric													
45	Clarke, Taylor	4/3 vs. LOU	0.2	1	1	0	0	14-7	2	0	0	0	2	1
54	Cox, Austin	4/6 vs. LOU	0.1	4	3	0	1	20-14	4	1	0	0	1	1
46	Cruz, Steven	4/5 vs. LOU	1.0	0	0	1	2	17-8	2	1	0	0	0	0
40	Fernandez, Junior	4/5 vs. LOU	2.0	0	0	1	2	33-20	3	1	0	0	0	0
57	Hoffmann, Andrew	4/6 vs. LOU	0.2	0	0	1	1	18-11	3	2	0	0	2	1
47	Noriega, Cruz	4/4 vs. LOU	1.0	0	0	0	2	14-9	2	1	0	1	1	1
43	Simonelli, Anthony	4/4 vs. LOU	1.0	0	0	2	0	16-7	3	3	0	0	4	0
22	Sisk, Evan	4/6 vs. LOU	1.0	0	0	0	0	12-10	4	4	0	1	3	1
SEASON (INCLUDING INACTIVE)									29	15	0	3	14	5

OMAHA STARTING PITCHER SPLITS						1ST PITCH STRIKES			1-2-3 INNINGS		
PITCHER	GS	W-L	TEAM W-L	R SUPPORT	SUPPORT/9 IP	FPS	TBF	% FPS	TOTAL	POSSIBLE	% 1-2-3
16 Guerrero, Tyson	2	1-1	1-1	9	9.00	16	35	45.7%	6	9	66.7%
56 Champlain, Chandler	2	0-1	1-1	2	2.00	28	45	62.2%	5	9	55.6%
25 Avila, Luinder	2	0-1	0-2	3	2.31	29	44	65.9%	6	11	54.5%
52 Cameron, Noah	1	1-0	1-0	11	19.80	10	21	47.6%	2	5	40.0%
37 Hatch, Thomas	1	0-0	1-0	3	5.40	8	17	47.1%	2	5	40.0%
SEASON (INCLUDING INACTIVE)	8			28	6.35	92	162	56.8%	21	39	53.8%

OMAHA STARTING PITCHER/CATCHER MATCHUPS																																			
PITCHER	BRIAN O'KEEFE							LUKE MAILE							LUCA TRESH							TOTALS													
	GS	W-L	ERA	IP	ER	BB	SO	GS	W-L	ERA	IP	ER	BB	SO	GS	W-L	ERA	IP	ER	BB	SO	GS	W-L	ERA	IP	ER	BB	SO	GS	W-L	ERA	IP	ER	BB	SO
16 Guerrero, Tyson	1	0-1	9.00	4.0	4	1	6	1	1-0	0.00	5.0	0	0	7															2	1-1	4.00	9.0	4	1	13
56 Champlain, Chandler	1	0-1	6.00	6.0	4	2	4	1	0-0	21.00	3.0	7	4	4															2	0-1	11.00	9.0	11	6	8
25 Avila, Luinder															2	0-0	2.31	11.2	3	3	16							2	0-0	2.31	11.2	3	3	16	
52 Cameron, Noah	1	1-0	1.80	5.0	2	3	6																					1	1-0	1.80	5.0	2	3	6	
37 Hatch, Thomas								1	0-0	1.80	5.0	1	1	6															1	0-0	1.80	5.0	1	1	6
Relievers		0-0	4.91	11.0	6	7	14		2-0	1.29	14.0	4	7	10		0-2	12.27	7.1	11	5	7									2-2	5.01	32.1	18	19	31
TOTALS	3	1-2	5.19	26.0	15	13	30	3	3-0	3.33	27.0	10	12	27	2	0-2	6.16	19.0	13	8	23								8	4-4	4.75	72.0	38	33	80
	CS/ATT		1/5	PCT	20.0%			CS/ATT		1/2	PCT	50.0%			CS/ATT		0/6	PCT	0.0%			CS/ATT		0/0	PCT	---			CS/ATT		2/13	PCT	15.38%		

OMAHA CATCHER PITCHING STATS																							
CATCHERS	W	L	ERA	GS	SV	IP	H	R	ER	HR	HB	BB	IBB	SO	WHIP	AVG	WP	GDP	TBF	CS	SB	CS%	PB
33 Brian O'Keefe	1	2	5.19	3	0	26.0	25	16	15	3	4	13	0	30	1.46	.253	3	2	117	1	4	20.0%	0
60 Luke Maile	3	0	3.33	3	0	27.0	19	12	10	2	0	12	0	27	1.15	.198	1	2	109	1	1	50.0%	1
11 Luca Tresh	0	2	6.16	2	0	19.0	23	14	13	2	1	8	0	23	1.63	.284	3	0	90	0	6	0.0%	0

OMAHA STARTERS VS. RELIEVERS								
PITCHING AS	W	L	ERA	IP	R	ER	SO	BB
Starters	2	2	4.54	39.2	21	20	49	14
Relievers	2	2	5.01	32.1	21	18	31	19

PLAYER	QUICK NOTES	CAREER HIGHS
1 HAROLD CASTRO INF • L/R • 6'0" • 190 • Born 11/30/1993 (Age 31) Signed as a Minor League Free Agent – 1/18/2025 Originally signed by Detroit – 1/8/2025 Born: Caracas, Venezuela • Resides: Fulshear, Texas	2025: As a non-roster invite, appeared in 19 Cactus League games with the Royals and hit .333 (16-for-48) with a .870 OPS. ⚡ Playing his 15th professional season this year, his 1st with KC ... Royals are his 3rd organization, has previously spent time with the Tigers and Rockies, and in Mexico ... has played 450 MLB games between 2018 and 2023 with DET and COL. ⚡ Spent 2024 with Toros de Tijuana in the Mexican League, slashing .320/.366/.447 (106-for-331, .813 OPS) in 84 games. ⚡ Has appeared in an MLB game at every defensive position except catcher, led by second base (153 games), shortstop (74), first base (68), third base (53), center field (46), left field (25), right field (14) and pitcher (9) ... is a career .278 (391-for-1406) hitter in 450 MLB games. HIT STREAK: 5 Games (4/2 to 4/6) .333 (6-for-18), 1 2B, 1 HR ON-BASE STREAK: 5 Games (4/2 to 4/6) .333 (6-for-18), 3 BB, 1 HBP	H 4 (8x) Last: 4/23/22 vs. COLORADO R 4 7/23/11 @ VSL Phillies HR 2 5/25/22 @ MINNESOTA RBI 5 (2x) Last: 8/28/22 @ TEXAS BB 3 9/16/23 vs. SAN FRANCISCO SB 3 (3x) Last: 4/18/15 @ Bowie H 4 (2x) Last: 8/31/24 vs. St. Paul R 2 (5x) Last: 7/13/24 vs. Toledo HR 2 (5x) Last: 4/2/25 vs. Louisville RBI 6 8/31/24 vs. St. Paul SB 3 (5x) Last: 7/22/23 vs. Jacksonville BB 3 7/22/19 vs. AZL Athletics Gold H 4 (5x) Last: 6/18/24 vs. Louisville R 4 (2x) Last: 7/17/22 @ Corpus Christi HR 2 (2x) Last: 6/29/22 @ Amarillo RBI 6 6/2/21 vs. Beloit BB 3 (8x) Last: 9/12/23 vs. Indianapolis SB 2 9/17/23 vs. Indianapolis
24 CAM DEVANNEY INF • R/R • 6'1" • 195 • Born 4/13/1997 (Age 27) Traded from Milwaukee – 12/14/2023 Drafted by Milwaukee – 2019, Round 15 (Elong) Born: Nashua, NH • Resides: Hudson, NH	2025: As a non-roster invite, appeared in 16 Cactus League games with the Royals and hit .194 (6-for-31) with a .550 OPS ... hit 2 homers on April 2 vs. LOU, then hit a walk-off homer on April 3 vs. LOU. ⚡ Playing his 6th professional season this year, his 2nd with KC ... Royals are his 2nd organization, drafted by the Brewers, traded with RHP Ryan Brady in exchange for now-Omaha teammate RHP Taylor Clarke on December 14, 2023. ⚡ Spent all of 2024 with Omaha, tied 9th in the league in RBI (77) ... ranked 2nd on the Chasers in HR (19), 2nd in H (117) and 3rd in XBH (48) ... made 122 starts at SS, 3rd-most of any player at a single position in the Minors ... 62 of 77 RBI coming 8th or 9th in the order. ⚡ Spent 2023 with the Nashville Sounds (AAA), hitting .27 (91-for-336) with a .823 OPS ... 2022 MiLB Organization All-Star with the Brewers. HIT STREAK: ON-BASE STREAK:	H 4 (2x) Last: 8/14/17 @ Birmingham R 5 8/24/15 vs. Peoria HR 1 (52x) Last: 9/3/24 @ Louisville RBI 6 8/30/22 vs. BOSTON BB 3 (3x) Last: 7/5/19 @ Scranton/WB SB 2 (10x) Last: 5/29/24 @ SAN DIEGO H 5 8/1/21 vs. Beloit R 4 (3x) Last: 7/6/23 @ ACL Cubs HR 1 (48x) Last: 8/17/24 vs. Louisville RBI 5 4/22/22 @ Frisco BB 3 (6x) Last: 9/3/24 @ Memphis SB 2 (2x) Last: 6/10/22 @ Tulsa H 5 7/23/12 vs. Staten Island R 3 (4x) Last: 5/23/22 @ HOUSTON HR 2 5/11/18 vs. BOSTON RBI 5 (2x) Last: 3/29/25 @ Iowa BB 3 (4x) Last: 9/24/21 vs. Columbus SB 1 (23x) Last: 6/22/24 vs. BOSTON H 4 (4x) Last: 4/2/23 vs. Oklahoma City R 4 6/28/18 vs. Bradenton HR 3 7/12/22 vs. Salt Lake RBI 6 6/9/21 @ Springfield BB 4 8/19/21 @ Sacramento SB 1 (18x) 6/28/23 vs. Salt Lake H 4 (3x) Last: 8/9/24 vs. Iowa R 5 4/18/23 vs. Amarillo HR 3 4/18/23 vs. Amarillo RBI 6 4/18/23 vs. Amarillo BB 3 (4x) Last: 5/30/24 @ Indianapolis SB 3 8/22/21 @ South Bend H 4 6/21/22 @ Wisconsin R 4 4/24/22 @ Wisconsin HR 2 (2x) Last: 6/25/24 @ Wichita RBI 5 4/16/23 @ Wichita BB 5 5/23/23 @ Tulsa SB 1 (5x) Last: 5/23/23 @ Tulsa H 4 (4x) Last: 4/20/22 vs. Rocket City R 4 7/21/23 vs. Indianapolis HR 2 (11x) Last: 9/12/24 vs. Toledo RBI 5 (5x) Last: 7/22/22 @ PHILADELPHIA BB 3 (4x) Last: 3/29/25 @ Iowa SB 2 (7x) Last: 8/5/23 @ Louisville H 4 (14x) Last: 5/16/23 @ St. Paul R 4 7/8/17 @ GCL Tigers West HR 2 (3x) Last: 5/21/23 vs. Toledo RBI 7 4/11/23 vs. Gwinnett BB 3 8/4/21 vs. Charlotte SB 3 7/27/22 @ Syracuse
28 TYLER GENTRY OF • R/R • 6'2" • 215 • Born 2/1/1999 (Age 26) 2020 MLB Draft – Round 3 (Alabama) Born: Memphis, TN • Resides: Arlington, TN	2025: Appeared in 10 Cactus League games with the Royals and hit .294 (5-for-17) with a .862 OPS ... optioned to Omaha on March 10. ⚡ Playing his 5th professional season this year, all in the Royals organization ... played 5 MLB games with KC in 2024. ⚡ Spent most of 2024 with the Chasers, also played 3 MLB games with the Royals, made his MLB debut 8/25 vs. PHI ... tied 2nd on Omaha in BB (53) and tied 4th in H (108) ... improved his average 69 points 1st half to 2nd half (.215 to .284), raising his OPS 166 points (.675 to .841). ⚡ Spent all of 2023 with Omaha and led the Storm Chasers in HR (16), RBI (71), H (120), 2B (28), XBH (46), TB (200), R (69) and BB (81). HIT STREAK: 2 Games (4/4 to 4/6) .375 (3-for-8), 1 3B, 1 HR ON-BASE STREAK: 2 Games (4/4 to 4/6) .375 (3-for-8), 1 BB	H 5 (2x) Last: 8/14/17 @ Birmingham R 4 8/24/15 vs. Peoria HR 1 (52x) Last: 9/3/24 @ Louisville RBI 6 8/30/22 vs. BOSTON BB 3 (3x) Last: 7/5/19 @ Scranton/WB SB 2 (10x) Last: 5/29/24 @ SAN DIEGO H 5 8/1/21 vs. Beloit R 4 (3x) Last: 7/6/23 @ ACL Cubs HR 1 (48x) Last: 8/17/24 vs. Louisville RBI 5 4/22/22 @ Frisco BB 3 (6x) Last: 9/3/24 @ Memphis SB 2 (2x) Last: 6/10/22 @ Tulsa H 5 7/23/12 vs. Staten Island R 3 (4x) Last: 5/23/22 @ HOUSTON HR 2 5/11/18 vs. BOSTON RBI 5 (2x) Last: 3/29/25 @ Iowa BB 3 (4x) Last: 9/24/21 vs. Columbus SB 1 (23x) Last: 6/22/24 vs. BOSTON H 4 (4x) Last: 4/2/23 vs. Oklahoma City R 4 6/28/18 vs. Bradenton HR 3 7/12/22 vs. Salt Lake RBI 6 6/9/21 @ Springfield BB 4 8/19/21 @ Sacramento SB 1 (18x) 6/28/23 vs. Salt Lake H 4 (3x) Last: 8/9/24 vs. Iowa R 5 4/18/23 vs. Amarillo HR 3 4/18/23 vs. Amarillo RBI 6 4/18/23 vs. Amarillo BB 3 (4x) Last: 5/30/24 @ Indianapolis SB 3 8/22/21 @ South Bend H 4 6/21/22 @ Wisconsin R 4 4/24/22 @ Wisconsin HR 2 (2x) Last: 6/25/24 @ Wichita RBI 5 4/16/23 @ Wichita BB 5 5/23/23 @ Tulsa SB 1 (5x) Last: 5/23/23 @ Tulsa H 4 (4x) Last: 4/20/22 vs. Rocket City R 4 7/21/23 vs. Indianapolis HR 2 (11x) Last: 9/12/24 vs. Toledo RBI 5 (5x) Last: 7/22/22 @ PHILADELPHIA BB 3 (4x) Last: 3/29/25 @ Iowa SB 2 (7x) Last: 8/5/23 @ Louisville H 4 (14x) Last: 5/16/23 @ St. Paul R 4 7/8/17 @ GCL Tigers West HR 2 (3x) Last: 5/21/23 vs. Toledo RBI 7 4/11/23 vs. Gwinnett BB 3 8/4/21 vs. Charlotte SB 3 7/27/22 @ Syracuse
0 NICK GORDON INF/OF • L/R • 6'0" • 160 • Born 10/24/1995 (Age 29) Traded from Baltimore – 4/5/2025 Drafted by Minnesota – 2014, Round 1/5 th (Olympia HS) Born: Avon Park, FL • Resides: Winter Garden, FL	2025: Signed a Minor League deal with Baltimore on December 31, 2024 and appeared in 13 Grapefruit League games with the Orioles ... opened the season with Norfolk (AAA) and went 4-for-13 (.308) in 4 games ... traded to Kansas City for Cash on April 5. ⚡ Playing his 11th professional season this year, 1st with KC ... Royals are his 4th organization, has spent time with the Twins, Marlins and Orioles ... has played 340 MLB games since 2021 with Minnesota and Miami. ⚡ Traded from the Twins to the Marlins on February 11, 2024 for LHP Steven Okert ... opened the regular season in the Major Leagues with Miami and hit .227 in 95 MLB games ... DFA'd on August 5, sent outright to Jacksonville (AAA) and hit .263 in 23 Triple-A games. ⚡ Father Tom Gordon pitched for Omaha in 1986 and 1988, pitched 21 years in MLB ... brother Dee Strange-Gordon played 11 MLB seasons. HIT STREAK: ON-BASE STREAK:	H 5 (2x) Last: 8/14/17 @ Birmingham R 4 8/24/15 vs. Peoria HR 1 (52x) Last: 9/3/24 @ Louisville RBI 6 8/30/22 vs. BOSTON BB 3 (3x) Last: 7/5/19 @ Scranton/WB SB 2 (10x) Last: 5/29/24 @ SAN DIEGO H 5 8/1/21 vs. Beloit R 4 (3x) Last: 7/6/23 @ ACL Cubs HR 1 (48x) Last: 8/17/24 vs. Louisville RBI 5 4/22/22 @ Frisco BB 3 (6x) Last: 9/3/24 @ Memphis SB 2 (2x) Last: 6/10/22 @ Tulsa H 5 7/23/12 vs. Staten Island R 3 (4x) Last: 5/23/22 @ HOUSTON HR 2 5/11/18 vs. BOSTON RBI 5 (2x) Last: 3/29/25 @ Iowa BB 3 (4x) Last: 9/24/21 vs. Columbus SB 1 (23x) Last: 6/22/24 vs. BOSTON H 4 (4x) Last: 4/2/23 vs. Oklahoma City R 4 6/28/18 vs. Bradenton HR 3 7/12/22 vs. Salt Lake RBI 6 6/9/21 @ Springfield BB 4 8/19/21 @ Sacramento SB 1 (18x) 6/28/23 vs. Salt Lake H 4 (3x) Last: 8/9/24 vs. Iowa R 5 4/18/23 vs. Amarillo HR 3 4/18/23 vs. Amarillo RBI 6 4/18/23 vs. Amarillo BB 3 (4x) Last: 5/30/24 @ Indianapolis SB 3 8/22/21 @ South Bend H 4 6/21/22 @ Wisconsin R 4 4/24/22 @ Wisconsin HR 2 (2x) Last: 6/25/24 @ Wichita RBI 5 4/16/23 @ Wichita BB 5 5/23/23 @ Tulsa SB 1 (5x) Last: 5/23/23 @ Tulsa H 4 (4x) Last: 4/20/22 vs. Rocket City R 4 7/21/23 vs. Indianapolis HR 2 (11x) Last: 9/12/24 vs. Toledo RBI 5 (5x) Last: 7/22/22 @ PHILADELPHIA BB 3 (4x) Last: 3/29/25 @ Iowa SB 2 (7x) Last: 8/5/23 @ Louisville H 4 (14x) Last: 5/16/23 @ St. Paul R 4 7/8/17 @ GCL Tigers West HR 2 (3x) Last: 5/21/23 vs. Toledo RBI 7 4/11/23 vs. Gwinnett BB 3 8/4/21 vs. Charlotte SB 3 7/27/22 @ Syracuse
12 NICK LOFTIN INF/OF • R/R • 6'0" • 180 • Born 9/25/1998 (Age 26) 2020 MLB Draft – Round 1/32 nd (Baylor) Born/Resides: Corpus Christi, Texas	2025: As a non-roster invite, appeared in 10 Cactus League games with the Royals and hit .382 (3-for-34) with a 1.052 OPS ... optioned to Omaha on March 25. ⚡ Playing his 5th professional season this year, all have come in the Royals organization ... has played 76 MLB games with Kansas City between 2023 and 2024 ... made his MLB debut on September 1, 2023 vs. Boston. ⚡ Made his first MLB Opening Day roster in 2024 and appeared in 57 big league games for Kansas City over three stints ... reached base in 53 of 58 games with Omaha ... batting average was at or above .300 after 51 of 58 games he played ... hit safely in 18 consecutive games, between May 14 and August 10, a streak that spanned parts of two stints, with two months in the big leagues in between. HIT STREAK: ON-BASE STREAK: 8 Games (3/28 to 4/6) .296 (8-for-27), 10 BB	H 5 (2x) Last: 8/14/17 @ Birmingham R 4 8/24/15 vs. Peoria HR 1 (52x) Last: 9/3/24 @ Louisville RBI 6 8/30/22 vs. BOSTON BB 3 (3x) Last: 7/5/19 @ Scranton/WB SB 2 (10x) Last: 5/29/24 @ SAN DIEGO H 5 8/1/21 vs. Beloit R 4 (3x) Last: 7/6/23 @ ACL Cubs HR 1 (48x) Last: 8/17/24 vs. Louisville RBI 5 4/22/22 @ Frisco BB 3 (6x) Last: 9/3/24 @ Memphis SB 2 (2x) Last: 6/10/22 @ Tulsa H 5 7/23/12 vs. Staten Island R 3 (4x) Last: 5/23/22 @ HOUSTON HR 2 5/11/18 vs. BOSTON RBI 5 (2x) Last: 3/29/25 @ Iowa BB 3 (4x) Last: 9/24/21 vs. Columbus SB 1 (23x) Last: 6/22/24 vs. BOSTON H 4 (4x) Last: 4/2/23 vs. Oklahoma City R 4 6/28/18 vs. Bradenton HR 3 7/12/22 vs. Salt Lake RBI 6 6/9/21 @ Springfield BB 4 8/19/21 @ Sacramento SB 1 (18x) 6/28/23 vs. Salt Lake H 4 (3x) Last: 8/9/24 vs. Iowa R 5 4/18/23 vs. Amarillo HR 3 4/18/23 vs. Amarillo RBI 6 4/18/23 vs. Amarillo BB 3 (4x) Last: 5/30/24 @ Indianapolis SB 3 8/22/21 @ South Bend H 4 6/21/22 @ Wisconsin R 4 4/24/22 @ Wisconsin HR 2 (2x) Last: 6/25/24 @ Wichita RBI 5 4/16/23 @ Wichita BB 5 5/23/23 @ Tulsa SB 1 (5x) Last: 5/23/23 @ Tulsa H 4 (4x) Last: 4/20/22 vs. Rocket City R 4 7/21/23 vs. Indianapolis HR 2 (11x) Last: 9/12/24 vs. Toledo RBI 5 (5x) Last: 7/22/22 @ PHILADELPHIA BB 3 (4x) Last: 3/29/25 @ Iowa SB 2 (7x) Last: 8/5/23 @ Louisville H 4 (14x) Last: 5/16/23 @ St. Paul R 4 7/8/17 @ GCL Tigers West HR 2 (3x) Last: 5/21/23 vs. Toledo RBI 7 4/11/23 vs. Gwinnett BB 3 8/4/21 vs. Charlotte SB 3 7/27/22 @ Syracuse
60 LUKE MAILE C • R/R • 6'3" • 240 • Born 2/6/1991 (Age 34) Signed as a Minor League Free Agent – 3/25/2025 Drafted by Tampa Bay – 2012, Round 8 (Kentucky) Born: Edgewood, KY • Resides: Palm Harbor, FL	2025: As a non-roster invite, appeared in 10 Cactus League games with the Royals and hit .333 (7-for-21) with a .962 OPS ... opted out of his contract and was released on March 23, re-signed with KC on March 25 ... hit a go-ahead grand slam March 29 @ IOW. ⚡ Playing his 13th professional season this year, 1st with KC ... Royals are his 7th organization, has spent time with the Rays, Blue Jays, Pirates, Brewers, Guardians and Reds ... has played 440 MLB games since 2015 with TB, TOR, MIL, CLE and CIN. ⚡ Spent nearly all 2024 in the big leagues and appeared in 55 games with the Reds, including 49 games (44 starts) at catcher and 3 games at pitcher ... recognized with the Cincinnati Reds' <i>Joe Nuxhall Good Guy Award</i> ... spent 2 games with Louisville (AAA) while on rehab. HIT STREAK: ON-BASE STREAK: 4 Games (3/29 to 4/6) .400 (6-for-15), 2 BB, 1 HBP	H 4 (4x) Last: 4/2/23 vs. Oklahoma City R 4 6/28/18 vs. Bradenton HR 3 7/12/22 vs. Salt Lake RBI 6 6/9/21 @ Springfield BB 4 8/19/21 @ Sacramento SB 1 (18x) 6/28/23 vs. Salt Lake H 4 (3x) Last: 8/9/24 vs. Iowa R 5 4/18/23 vs. Amarillo HR 3 4/18/23 vs. Amarillo RBI 6 4/18/23 vs. Amarillo BB 3 (4x) Last: 5/30/24 @ Indianapolis SB 3 8/22/21 @ South Bend H 4 6/21/22 @ Wisconsin R 4 4/24/22 @ Wisconsin HR 2 (2x) Last: 6/25/24 @ Wichita RBI 5 4/16/23 @ Wichita BB 5 5/23/23 @ Tulsa SB 1 (5x) Last: 5/23/23 @ Tulsa H 4 (4x) Last: 4/20/22 vs. Rocket City R 4 7/21/23 vs. Indianapolis HR 2 (11x) Last: 9/12/24 vs. Toledo RBI 5 (5x) Last: 7/22/22 @ PHILADELPHIA BB 3 (4x) Last: 3/29/25 @ Iowa SB 2 (7x) Last: 8/5/23 @ Louisville H 4 (14x) Last: 5/16/23 @ St. Paul R 4 7/8/17 @ GCL Tigers West HR 2 (3x) Last: 5/21/23 vs. Toledo RBI 7 4/11/23 vs. Gwinnett BB 3 8/4/21 vs. Charlotte SB 3 7/27/22 @ Syracuse
33 BRIAN O'KEEFE C • R/R • 6'1" • 215 • Born 7/15/1993 (Age 31) Signed as a Minor League Free Agent – 10/18/2024 Drafted by St. Louis – 2014, Round 7 (St. Joseph's) Born/Resides: Albany, New York	2025: As a non-roster invite, appeared in 14 Cactus League games with the Royals and hit .217 (5-for-23) with a .656 OPS. ⚡ Playing his 11th professional season this year, his 2nd with KC ... Royals are his 4th organization, has previously spent time with the Cardinals, Mariners and Twins ... played 10 MLB games with Seattle between 2022 and 2023. ⚡ Spent 2024 Spring Training with Minnesota, released March 27 and signed with the Royals April 1 ... reached base in 56 of 70 games with the Storm Chasers (80%) ... had career-best 22-game on-base streak June 11 to July 31 (.483 OBP) ... tied career-best with a 12-game hit streak June 30 to July 27 (.432 AVG) ... started at C and hit 4th for all 4 of Omaha's postseason games and went 6-for-18 with 4 HR and 9 RBI. HIT STREAK: ON-BASE STREAK:	H 4 (4x) Last: 4/2/23 vs. Oklahoma City R 4 6/28/18 vs. Bradenton HR 3 7/12/22 vs. Salt Lake RBI 6 6/9/21 @ Springfield BB 4 8/19/21 @ Sacramento SB 1 (18x) 6/28/23 vs. Salt Lake H 4 (3x) Last: 8/9/24 vs. Iowa R 5 4/18/23 vs. Amarillo HR 3 4/18/23 vs. Amarillo RBI 6 4/18/23 vs. Amarillo BB 3 (4x) Last: 5/30/24 @ Indianapolis SB 3 8/22/21 @ South Bend H 4 6/21/22 @ Wisconsin R 4 4/24/22 @ Wisconsin HR 2 (2x) Last: 6/25/24 @ Wichita RBI 5 4/16/23 @ Wichita BB 5 5/23/23 @ Tulsa SB 1 (5x) Last: 5/23/23 @ Tulsa H 4 (4x) Last: 4/20/22 vs. Rocket City R 4 7/21/23 vs. Indianapolis HR 2 (11x) Last: 9/12/24 vs. Toledo RBI 5 (5x) Last: 7/22/22 @ PHILADELPHIA BB 3 (4x) Last: 3/29/25 @ Iowa SB 2 (7x) Last: 8/5/23 @ Louisville H 4 (14x) Last: 5/16/23 @ St. Paul R 4 7/8/17 @ GCL Tigers West HR 2 (3x) Last: 5/21/23 vs. Toledo RBI 7 4/11/23 vs. Gwinnett BB 3 8/4/21 vs. Charlotte SB 3 7/27/22 @ Syracuse
32 NICK PRATTO 1B/OF • L/L • 6'1" • 225 • Born 10/6/1998 (Age 26) 2017 MLB Draft – Round 1/14 th (Huntington Beach HS) Born/Resides: Huntington Beach, California	2025: As a non-roster invite, appeared in 15 Cactus League games with the Royals and hit .200 (6-for-30) with a .684 OPS ... sent outright to Omaha on March 23. ⚡ Playing his 8th professional season this year, all in the Royals organization ... played 145 MLB games with Kansas City between 2022 and 2023 ... in 2021, was awarded a Minor League Rawlings Gold Glove at first base ... selected to All-Star Futures Game in 2021 & 2022. ⚡ Spent most of 2024 in Omaha, hitting .242 (104-for-429) with a .734 OPS in 115 games ... tied 2nd on the Storm Chasers in BB (53), tied 2nd in RBI (61), 3rd in R (70) and tied 4th in HR (16) ... on the MLB roster from June 11-13, his lone MLB appearance of the year came on June 11 vs. the Yankees, when he pitched a 1-2-3 9th inning, with a strikeout of Jahmal Jones. HIT STREAK: ON-BASE STREAK:	H 4 (4x) Last: 4/2/23 vs. Oklahoma City R 4 6/28/18 vs. Bradenton HR 3 7/12/22 vs. Salt Lake RBI 6 6/9/21 @ Springfield BB 4 8/19/21 @ Sacramento SB 1 (18x) 6/28/23 vs. Salt Lake H 4 (3x) Last: 8/9/24 vs. Iowa R 5 4/18/23 vs. Amarillo HR 3 4/18/23 vs. Amarillo RBI 6 4/18/23 vs. Amarillo BB 3 (4x) Last: 5/30/24 @ Indianapolis SB 3 8/22/21 @ South Bend H 4 6/21/22 @ Wisconsin R 4 4/24/22 @ Wisconsin HR 2 (2x) Last: 6/25/24 @ Wichita RBI 5 4/16/23 @ Wichita BB 5 5/23/23 @ Tulsa SB 1 (5x) Last: 5/23/23 @ Tulsa H 4 (4x) Last: 4/20/22 vs. Rocket City R 4 7/21/23 vs. Indianapolis HR 2 (11x) Last: 9/12/24 vs. Toledo RBI 5 (5x) Last: 7/22/22 @ PHILADELPHIA BB 3 (4x) Last: 3/29/25 @ Iowa SB 2 (7x) Last: 8/5/23 @ Louisville H 4 (14x) Last: 5/16/23 @ St. Paul R 4 7/8/17 @ GCL Tigers West HR 2 (3x) Last: 5/21/23 vs. Toledo RBI 7 4/11/23 vs. Gwinnett BB 3 8/4/21 vs. Charlotte SB 3 7/27/22 @ Syracuse
2 JOHN RAVE OF • L/L • 6'0" • 200 • Born 12/30/1997 (Age 27) 2019 MLB Draft – Round 5 (Illinois State) Born: Canton, IL • Resides: Bloomington, IL	2025: As a non-roster invite, appeared in 16 Cactus League games with the Royals and hit .290 (9-for-31) with a .726 OPS ... has hit leadoff home runs April 1 vs. LOU and April 4 vs. LOU. ⚡ Playing his 6th professional season this year, all have come in the Royals organization. ⚡ Spent all of 2024 with Omaha and ranked 1st in the IL in R (93), 2nd in XBH (58), 4th in TB (234), tied 4th in 2B (32), tied 11th in H (129) ... led Chasers with career-best 21 HR, also led the team in BB (65), 3rd in SB (17) ... had hits in a team-best 90 games ... hit leadoff in 112 of Omaha's 148 games, most starts of any Storm Chaser at one spot in the batting order ... made at least 25 starts at all 3 outfield position. ⚡ Among Royals Minor Leaguers over the last four years (since 2021), leads the system in RBI, tied 1st in hits ... is 2nd in G, 2B, HR, R & BB. HIT STREAK: ON-BASE STREAK:	H 4 (4x) Last: 4/2/23 vs. Oklahoma City R 4 6/28/18 vs. Bradenton HR 3 7/12/22 vs. Salt Lake RBI 6 6/9/21 @ Springfield BB 4 8/19/21 @ Sacramento SB 1 (18x) 6/28/23 vs. Salt Lake H 4 (3x) Last: 8/9/24 vs. Iowa R 5 4/18/23 vs. Amarillo HR 3 4/18/23 vs. Amarillo RBI 6 4/18/23 vs. Amarillo BB 3 (4x) Last: 5/30/24 @ Indianapolis SB 3 8/22/21 @ South Bend H 4 6/21/22 @ Wisconsin R 4 4/24/22 @ Wisconsin HR 2 (2x) Last: 6/25/24 @ Wichita RBI 5 4/16/23 @ Wichita BB 5 5/23/23 @ Tulsa SB 1 (5x) Last: 5/23/23 @ Tulsa H 4 (4x) Last: 4/20/22 vs. Rocket City R 4 7/21/23 vs. Indianapolis HR 2 (11x) Last: 9/12/24 vs. Toledo RBI 5 (5x) Last: 7/22/22 @ PHILADELPHIA BB 3 (4x) Last: 3/29/25 @ Iowa SB 2

SO NICE, THEY DID IT TWICE (OR MORE)

PLAYER	MULTI-HIT GAMES					MULTI-RBI GAMES					MULTI-RUN GAMES					MULTI-BB GAMES					MULTI-K GAMES					MULTI-SB GAMES				
	2	3	4	5+	T	2	3	4	5+	T	2	3	4	5+	T	2	3	4	5+	T	2	3	4	5+	T	2	3	4	5+	T
1 Castro, Harold	1	-	-	-	1	-	-	-	-	-	-	1	-	-	1	-	-	-	-	-	2	-	-	-	2	-	-	-	-	-
24 Devanney, Cam	4	-	-	-	4	1	-	1	-	2	-	1	-	-	-	1	1	-	-	2	-	-	-	-	-	-	-	-	-	-
28 Gentry, Tyler	1	-	-	-	1	1	-	-	-	1	-	-	-	-	-	-	-	-	-	1	-	-	-	-	1	-	-	-	-	-
0 Gordon, Nick	-	-	-	-	-	-	-	-	-	-	-	-	-	-	-	-	-	-	-	-	-	-	-	-	-	-	-	-	-	-
12 Loftin, Nick	1	1	-	-	2	-	1	-	-	1	-	-	-	-	-	3	-	-	-	3	1	-	-	-	-	-	-	-	-	-
60 Maile, Luke	1	-	1	-	2	-	-	-	1	1	1	-	-	-	1	-	-	-	-	-	2	-	-	-	2	-	-	-	-	-
33 O'Keefe, Brian	1	-	-	-	-	-	-	-	-	-	-	-	-	-	-	-	-	-	-	-	1	-	-	-	1	-	-	-	-	-
32 Pratto, Nick	-	-	-	-	-	-	-	-	-	-	1	-	-	-	-	-	-	-	-	-	1	-	-	-	1	-	-	-	-	-
2 Rave, John	1	-	-	-	1	1	-	-	-	1	-	2	-	-	2	1	-	-	-	1	3	-	-	-	3	1	-	-	-	1
11 Tresh, Luca	-	-	-	-	-	-	-	-	-	-	-	-	-	-	-	-	-	-	-	-	-	-	-	-	-	-	-	-	-	-
17 Velázquez, Nelson	-	-	-	-	-	-	-	-	-	-	-	-	-	-	-	-	1	-	-	1	2	-	-	-	2	-	-	-	-	-
8 Waters, Drew	-	2	1	-	3	1	-	-	1	2	1	-	-	-	-	1	-	-	-	1	-	1	-	-	1	1	-	-	-	-
19 Wiemer, Joey	-	-	-	-	-	-	-	-	-	-	2	-	-	-	2	-	-	-	-	-	2	-	-	-	2	-	-	-	-	-
Groshans, Jordan	1	-	-	-	1	-	-	-	-	-	1	-	-	-	1	-	-	-	-	-	-	-	-	-	-	-	-	-	-	-
Tolbert, Tyler	-	-	-	-	-	-	-	-	-	-	-	-	-	-	-	-	-	-	-	-	-	1	-	-	1	1	-	-	-	1
TEAM TOTALS	11	3	2	0	15	4	1	1	2	8	6	4	0	0	7	6	1	0	0	7	16	3	0	0	18	3	0	0	0	2

OMAHA HITTING STREAKS

PLAYER	CURRENT	LONGEST	DATES/RESULTS (OF LONGEST)								
			START	END	AVG	2B	3B	HR	RBI	OPS	
1 Castro, Harold	5	5	4/2	4/6	.333	(6-18)	1	0	1	1	1.011
24 Devanney, Cam	-	5	3/29	4/4	.529	(9-17)	1	0	4	8	1.913
28 Gentry, Tyler	2	2	4/4	4/6	.375	(3-8)	0	1	1	3	1.400
0 Gordon, Nick											
12 Loftin, Nick	-	2 (2x)	4/3	4/4	.333	(2-6)	0	0	0	1	.777
60 Maile, Luke	-	2	3/29	4/3	.625	(5-8)	0	0	1	5	1.667
33 O'Keefe, Brian	-	3	3/28	4/2	.333	(4-12)	0	0	0	0	.666
32 Pratto, Nick											
2 Rave, John	-	3	3/29	4/2	.308	(4-13)	2	0	1	2	1.092
11 Tresh, Luca											
17 Velázquez, Nelson											
8 Waters, Drew	4	4	4/2	4/6	.667	(10-15)	2	1	2	7	2.055
19 Wiemer, Joey	-	3	3/28	4/1	.273	(3-11)	0	0	1	2	.930

BOLD indicates longest streak in 2025 among active players

Italics indicates longest personal streak in 2025 is active

OMAHA ON-BASE STREAKS

CURRENT	LONGEST	DATES/RESULTS (OF LONGEST)								
		START	END	AVG		2B	HR	BB	HBP	OBP
5	5	4/2	4/6	.333	(6- 18)	1	1	3	1	.455
-	5	3/29	4/4	.529	(9- 17)	1	4	3	1	.619
2	2	4/4	4/6	.375	(3- 8)	0	1	1	0	.400
8	8	3/28	4/6	.296	(8- 27)	2	0	10	0	.474
4	4	3/29	4/6	.400	(6- 15)	1	1	2	1	.500
-	4	3/28	4/4	.250	(4- 16)	0	0	1	0	.294
-	3	3/28	4/3	.222	(4- 18)	2	1	5	0	.391
-	5	3/28	4/2	.267	(4- 15)	2	1	4	0	.421
2	2	4/1	4/6	.143	(1- 7)	0	1	1	0	.250
6	6	3/28	4/6	.455	(10- 22)	2	2	5	0	.556
7	7	3/28	4/6	.154	(4- 26)	0	1	4	1	.281

Blue indicates career-best streak

STORM CHASERS BATTERS VS ST. PAUL

[illegible]

PINCH-HITTING LOG (1-FOR-4)

#	DATE	INNING	PINCH HITTER	HITTING FOR	RESULT
1.	3/28 @ Iowa	▲ 9	Harold Castro	Cam Devanney	Groundout (4-3)
2.	4/3 vs. Louisville	▼ 9	Jordan Groshans	Nick Pratto	Single
3.	4/6 vs. Louisville	▼ 9	John Rave	Luke Maile	Lineout (L6)
4.	4/6 vs. Louisville	▼ 9	Brian O'Keefe	Luca Tresh	Flyout (F9)

#	DATE	INNING	PINCH HITTER	HITTING FOR	RESULT

AFTER-INNING RECORDS

LEADING		TRAILING		TIED	
AFTER 1 INNING	1-1	1-1	2-2		
AFTER 2 INNINGS	1-1	2-3	1-0		
AFTER 3 INNINGS	2-1	1-3	1-0		
AFTER 4 INNINGS	2-1	1-2	1-1		
AFTER 5 INNINGS	3-1	1-2	0-1		
AFTER 6 INNINGS	3-0	1-3	0-1		
AFTER 7 INNINGS	3-1	0-2	1-1		
AFTER 8 INNINGS	3-1	0-3	1-0		
TOTAL INNINGS...	29 (39.7%)	30 (41.1%)	14 (19.2%)		

OMAHA BIG INNINGS

[illegible]

SCORE BY INNINGS

[illegible]

MULTI-RUN INNINGS

	2 RUNS	3 RUNS	4 RUNS	5 RUNS	6 RUNS	7 RUNS	8 RUNS	9 RUNS	10+	TOTAL
STORM CHASERS	4	2	3	1	-	-	-	-	-	10
OPPONENTS	7	3	2	-	-	-	-	-	-	12

RECORD BY RUNS SCORED/ALLOWED

RUNS	0	1	2	3	4	5	6	7	8	9	10	11	12	13+
SCORED	0-1	0-0	0-1	0-2	0-0	1-0	0-0	0-0	1-0	0-0	0-0	0-0	2-0	0-0
ALLOWED	0-0	0-0	1-0	1-0	0-1	0-0	1-1	1-2	0-0	0-0	0-0	0-0	0-0	0-0

RECORD BY MARGIN OF VICTORY/DEFEAT

1 RUN	2 RUNS	3 RUNS	4 RUNS	5 RUNS	6 RUNS	7 RUNS	8 RUNS	9 RUNS	10+ RUNS
0-0	1-1	0-1	0-2	1-0	2-0	0-0	0-0	0-0	0-0

EXTRA-INNING GAMES (0 WINS, 1 LOSS)

GAME #	DATE	OPPONENT	FINAL SCORE	INNINGS	WIN	LOSS	SAVE	EXTRA-INNING SCORING
8	April 6	vs. Louisville	L, 7-5	10	Lyon Richardson	Austin Cox	-	Louisville scores 4 in 10th, Omaha scores 2

Bold Indicates Omaha Extra-Inning Win

WALK-OFF TRACKER (1 FOR, 0 AGAINST)

GAME #	DATE	OPPONENT	FINAL (INNING)	PLAYER	WINNING RUN	PITCHER	HOW	OUTS	COUNT
5	April 3	vs. Louisville	W, 5-3 (9)	Cam Devanney	Harold Castro	Alan Busenitz	2-Run Home Run to LCF	2	0-2

Bold Indicates Omaha Walk-Off Win

STORM CHASERS EJECTIONS (0)

[illegible]

HOME RUN BREAKDOWN

		Runners On				Splits				Score		Record	Statcast Max		Last
Player	Total	0	1	2	3	VL	VR	Home	Away	Tied Game	Go Ahead	Team W-L	EV (MPH)	Distance (ft)	Last Hr
24 Cam Devanney	4	2	1	1	-	-	4	3	1	1	1	3-1	107.5	408	4/3 vs. LOU
2 John Rave	2	2	-	-	-	2	-	2	-	-	2	1-1	106.7	413	4/4 vs. LOU
8 Drew Waters	2	-	1	1	-	-	2	2	-	-	1	2-1	101.5	276	4/3 vs. LOU
1 Harold Castro	1	1	-	-	-	1	-	1	-	1	-	0-1	104.3	420	4/6 vs. LOU
28 Tyler Gentry	1	-	1	-	-	-	1	1	-	-	-	0-1	101.1	-	4/6 vs. LOU
11 Luca Tresh	1	1	-	-	-	1	-	1	-	1	-	0-1	107.8	408	4/1 vs. LOU
19 Joey Wiemer	1	1	-	-	-	1	-	1	-	-	-	0-1	99.4	378	4/1 vs. LOU
60 Luke Maile	1	-	-	-	1	1	-	-	1	-	1	1-0	103.0	-	3/29 @ IOW
TEAM TOTALS	13	7	3	2	1	6	7	11	2	-	-	-	107.8	420	-
OPPONENT TOTALS	7	4	2	1	-	4	3	3	4	-	-	-	106.7	426	-

INNING DISTRIBUTION

1ST INNING	2ND INNING	3RD INNING	4TH INNING	5TH INNING	6TH INNING	7TH INNING	8TH INNING	9TH INNING	10TH INNING	11TH INNING
2		1	2	2	1	1	1	2	1	-

NOTABLE STORM CHASERS HOME RUNS

GRAND SLAMS (1)		BACK-TO-BACK HOMERS (0)		2-HOMER GAMES (1)	
PLAYER (CAREER NO.)	DATE/OPPONENT (INN.)	PLAYERS	DATE/OPPONENT	PLAYER (CAREER NO.)	DATE/OPPONENT
Luke Maile (2nd)	3/29 @ Iowa (▲ 8)			Cam Devanney (5th)	4/2 vs. Louisville

LEADOFF HOMERS (2)	
PLAYER (CAREER NO.)	DATE/OPPONENT
John Rave (5th)	4/1 vs. Louisville
John Rave (6th)	4/4 vs. Louisville

BACK-TO-BACK-TO-BACK HOMERS (0)	
PLAYERS	DATE/OPPONENT

3-HOMER GAMES (0)	
PLAYER (CAREER NO.)	DATE/OPPONENT (INN.)

PINCH-HIT HOMERS (0)	
PLAYER (CAREER NO.)	DATE/OPPONENT (INN.)

WALK-OFF HOMERS (1)	
PLAYER	DATE/OPPONENT
Cam Devanney	4/3 vs. Louisville

INSIDE-THE PARK HOMERS (1)	
PLAYER (CAREER NO.)	DATE/OPPONENT (INN.)
Drew Waters (1st)	4/2 vs. Louisville (▼ 4)

NOTABLE OPPOSING HOME RUNS

GRAND SLAMS (0)	
PLAYER (CAREER NO.)	DATE/OPPONENT (INN.)

BACK-TO-BACK HOMERS (1)	
PLAYERS	DATE/OPPONENT
Edwin Ríos & Rece Hinds	4/6 vs. Louisville (▲ 10)

2-HOMER GAMES (0)	
PLAYER (CAREER NO.)	DATE/OPPONENT

LEADOFF HOMERS (1)	
PLAYER (CAREER NO.)	DATE/OPPONENT
Tyler Callihan (1st)	4/2 vs. Louisville

BACK-TO-BACK-TO-BACK HOMERS (0)	
PLAYERS	DATE/OPPONENT

3-HOMER GAMES (0)	
PLAYER (CAREER NO.)	DATE/OPPONENT (INN.)

PINCH-HIT HOMERS (0)	
PLAYER (CAREER NO.)	DATE/OPPONENT (INN.)

WALK-OFF HOMERS (0)	
PLAYER	DATE/OPPONENT

INSIDE-THE PARK HOMERS (0)	
PLAYER (CAREER NO.)	DATE/OPPONENT (INN.)

PITCHING	
vs. Left-Handed Starter	2-2
vs. Right-Handed Starter	2-2
WITH Left-Handed Starter	2-1
WITH Right-Handed Starter	2-3
0-4 strikeouts	0-0
5-9 strikeouts	1-2
10+ strikeouts	3-2
0 runs of support	0-1
1-2 runs of support	1-3
3-4 runs of support	1-0
5-9 runs of support	1-0
10+ runs of support	1-0
Bullpen Games	0-0
Starter goes less than 4.0 Innings	1-0
Starter goes 4.0/4.1/4.2 Innings	0-1
Starter goes 5.0/5.1/5.2 Innings	3-1
Starter goes 6.0+ Innings	0-2
SCORING	
1-Run Games	0-0
2-Run Games	1-1
3-4-Run Games	0-3
5+ Run Games	3-0
Extra Innings	0-1
Shutouts	0-1
Doubleheaders	0-0 (0 SWEET, 0 SPLIT, 0 SWEPT)
Scoring 0-2 Runs	0-1
3-5 Runs	1-3
6-9 Runs	1-0
10+ Runs	2-0
Opponent 0-2 Runs	1-0
3-5 Runs	1-1
6-9 Runs	2-3
10+ Runs	0-0
Scored in 1st Inning	1-2
Opponent scored in 1st	1-1
Scores first	2-1
Opponent scores first	2-3
HITTING	
Omaha 0-5 hits	0-2
6-9 hits	2-2
10+ hits	2-0
Opponent 0-5 hits	1-0
6-9 hits	2-2
10+ hits	1-2
Out-hit opponent	4-0
Out-hit by opponent	0-4
Hits are tied	0-0
Hit 0 home runs	0-2
1 home run	1-0
2 home runs	2-1
3+ home runs	1-1
Opponent hit 0 home runs	1-2
1 home run	3-0
2 home runs	0-2
3+ home runs	0-0
Leave 0-5 runners on base	3-0
6-9 on base	1-4
10+ on base	0-0
Opponent leaves 0-5 runners on base	0-0
6-9 on base	3-3
10+ on base	1-1
Steals 0 bases	1-2
1 base	1-0
2 bases	1-1
3+ bases	1-1
Opponent steals 0 bases	3-0
1 base	1-0
2 bases	0-2
3+ bases	0-2
FIELDING	
Turned 0 double plays	2-3
1 double play	1-0
2 double plays	1-1
3+ double plays	0-0
Made 0 errors	1-3
1 error	2-0
2 errors	1-1
3+ errors	0-0
Opponent made 0 errors	1-2
1 error	2-2
2 errors	1-0
3+ errors	0-0

INDIVIDUAL BATTING		
SPLIT	#, PLAYER, GAME	
Most At-Bats	6, Tyler Gentry, 3/29 @ IOW	
Most Plate Appearances	6, 3x, last: Tyler Gentry, 3/29 @ IOW	
Most Runs	3, 4x, last: Cam Devanney, 4/2 vs. LOU	
Most Hits	4, Drew Waters, 4/2 vs. LOU	
Most Doubles	1, 12x, last: Nick Loftin, 4/6 vs. LOU	
Most Triples	1, 2x, last: Tyler Gentry, 4/4 vs. LOU	
Most Extra-Base Hits	3, Drew Waters, 4/2 vs. LOU	
Most Home Runs	2, Cam Devanney, 4/2 vs. LOU	
Most Total Bases	10, Drew Waters, 4/2 vs. LOU	
Most RBI	5, 2x, last: Drew Waters, 4/2 vs. LOU	
Most Stolen Bases	2, 3x, last: Drew Waters, 4/6 vs. LOU	
Most Caught Stealing	1, Harold Castro, 4/5 vs. LOU	
Most Walks	3, Nelson Velázquez, 3/29 @ IOW	
Most Hit-By-Pitch	1, 4x, last: Harold Castro, 4/5 vs. LOU	
Most Strikeouts	3, 5x, last: Nick Pratto, 4/5 vs. LOU	
Most Sac Hits	1, 4x, last: John Rave, 4/4 vs. LOU	
Most Sac Flies	1, 4x, last: Joey Wiemer, 4/6 vs. LOU	
Most GDP	1, 7x, last: Jordan Groshans, 4/6 vs. LOU	
Most Left On Base	6, 3x, last: Brian O'Keefe, 4/5 vs. LOU	

TEAM BATTING		
SPLIT	#, GAME	
Most At-Bats, Game	38, 4/6 vs. LOU	
Most Plate Appearances, Game	48, 3/29 @ IOW	
Most Runs, Game	12, 2x, last: 4/2 vs. LOU	
Most Runs, Inning	5, 4/4 vs. LOU	
Most Hits, Game	12, 3/29 @ IOW	
Most Hits, Inning	3, 3x, last: 4/3 vs. LOU	
Fewest Hits, Game	4, 4/5 vs. LOU	
Most Doubles, Game	3, 3/29 @ IOW	
Most Triples, Game	1, 2x, last: 4/4 vs. LOU	
Most Extra-Base Hits, Game	6, 4/2 vs. LOU	
Most Home Runs, Game	3, 2x, last: 4/2 vs. LOU	
Most Home Runs, Inning	1, 13x, last: 4/6 vs. LOU	
Most Total Bases, Game	24, 4/2 vs. LOU	
Most RBI, Game	12, 3/29 @ IOW	
Most Stolen Bases, Game	5, 3/28 @ IOW	
Most Caught Stealing, Game	1, 4/5 vs. LOU	
Most Walks, Game	10, 3/29 @ IOW	
Most Hit-By-Pitch, Game	1, 4x, last: 4/5 vs. LOU	
Most Strikeouts, Game	15, 3/28 @ IOW	
Most Sac Hits, Game	2, 3/29 @ IOW	
Most Sac Flies, Game	2, 4/4 vs. LOU	
Most GDP, Game	2, 2x, last: 4/3 vs. LOU	
Most Left On Base, Game	11, 4/4 vs. LOU	

▲ Indicates Storm Chasers Record Tied
* Indicates Storm Chasers Record Set

INDIVIDUAL PITCHING		
SPLIT	#, PLAYER, GAME	
Most Innings Pitched	6.0, 2x, last: Luinder Avila, 4/6 vs. LOU	
Most Runs Allowed	7, Chandler Champlain, 3/29 @ IOW	
Most Hits Allowed	7, 2x, last: Chandler Champlain, 3/29 @ IOW	
Fewest Hits Allowed, Complete Game	-	
Most Earned Runs Allowed	7, Chandler Champlain, 3/29 @ IOW	
Most Home Runs Allowed	2, Austin Cox, 4/6 vs. LOU	
Most Walks Allowed	4, Chandler Champlain, 3/29 @ IOW	
Most Hit-By-Pitch	1, 5x, last: Chandler Champlain, 4/5 vs. LOU	
Most Strikeouts, Reliever	3, 3x, last: Andrew Hoffmann, 4/3 vs. LOU	
Most Strikeouts	11, Luinder Avila, 4/1 vs. LOU	

TEAM PITCHING		
SPLIT	#, GAME	
Most Innings Pitched, Game	10.0, 4/6 vs. LOU	
Most Runs Allowed, Game	7, 3x, last: 4/6 vs. LOU	
Most Runs Allowed, Inning	4, 3x, last: 4/6 vs. LOU	
Fewest Runs Allowed, Game	2, 4/4 vs. LOU	
Most Hits Allowed, Game	15, 4/6 vs. LOU	
Most Hits Allowed, Inning	5, 3/29 @ IOW	
Fewest Hits Allowed, Game	2, 4/4 vs. LOU	
Most Earned Runs Allowed, Game	7, 2x, last: 4/1 vs. LOU	
Most Doubles Allowed, Game	4, 3/28 @ IOW	
Most Triples Allowed, Game	1, 4/1 vs. LOU	
Most Home Runs Allowed, Game	2, 2x, last: 4/6 vs. LOU	
Most Stolen Bases Allowed, Game	3, 2x, last: 4/6 vs. LOU	
Most Walks Allowed, Game	7, 4/2 vs. LOU	
Fewest Walks Allowed, Game	2, 3/28 @ IOW	
Most Hit-By-Pitch, Game	2, 4/5 vs. LOU	
Most Strikeouts, Game	15, 4/1 vs. LOU	

TEAM MISC		
SPLIT	#, GAME	
Longest Game, Innings	10, 4/6 vs. LOU	
Longest Game, Time (9 Innings)	2:56, 4/1 vs. LOU	
Longest Game, Time (Extra Innings)	2:58, 4/6 vs. LOU	
Shortest Game, Time (9+ Innings)	2:27, 4/5 vs. LOU	
Largest Home Crowd	2,571, 4/1 vs. LOU	
Largest Road Crowd	7,226, 3/28 @ IOW	
Largest Winning Margin	6, 2x, last: 4/4 vs. LOU	
Largest Losing Margin	-4, 2x, last: 4/5 vs. LOU	
Largest Comeback Win	5, 3/29 @ IOW	
Largest Lead Blown In Loss	1, 2x, last: 4/6 vs. LOU	
Most Games Under .500	1, 2x, last: 4/1 (1-2)	
Most Games Over .500	2, 2x, last: 4/4 (4-2)	

TEAM FIELDING		
SPLIT	#, GAME	
Most Errors, Game	2, 2x, last: 4/2 vs. LOU	
Most Double Plays Turned, Game	2, 2x, last: 4/5 vs. LOU	

2025 STATCAST LEADERS (TOP 10)								
LONGEST MEASURED HOMER DISTANCE			HIGHEST BATTED BALL EXIT VELOCITY			FASTEST PITCH VELOCITY		
PLAYER	DISTANCE (PITCH, PITCHER)	DATE	PLAYER	EXIT VELO (BATTED BALL TYPE)	DATE	PLAYER	PITCH VELO (PITCH RESULT)	DATE
1. Castro, Harold	420 Abbott, A	4/6 vs. LOU	1. Joey Wiemer	109.7 Grounded Into DP	4/2 vs. LOU	1. Junior Fernandez	99.4 Foul Ball	4/5 vs. LOU
2. John Rave	413 Parrish, D	4/4 vs. LOU	2. Cam Devanney	109.6 Field Out	4/5 vs. LOU	2. Steven Cruz	98.9 Called Ball	4/5 vs. LOU
3. Luca Tresh	408 La Sorsa, J	4/1 vs. LOU	3. Cam Devanney	109.6 Single	4/4 vs. LOU	3. Junior Fernandez	98.8 Walk	4/3 vs. LOU
4. Cam Devanney	408 Richardson, L	4/2 vs. LOU	4. Joey Wiemer	109.3 Fielders Choice	4/4 vs. LOU	4. Junior Fernandez	98.6 Foul Ball	4/5 vs. LOU
5. Joey Wiemer	378 Abbott, A	4/1 vs. LOU	5. Nelson Velázquez	108.0 Field Out	4/3 vs. LOU	5. Steven Cruz	98.4 Foul Ball	4/5 vs. LOU
6. Cam Devanney	372 Busenitz, A	4/3 vs. LOU	6. Luca Tresh	107.8 Home Run	4/1 vs. LOU	6. Junior Fernandez	98.3 Walk	4/1 vs. LOU
7. John Rave	335 Abbott, A	4/1 vs. LOU	7. Brian O'Keefe	107.7 Single	4/2 vs. LOU	7. Junior Fernandez	98.3 Called Ball	4/1 vs. LOU
8.			8. Drew Waters	107.5 Double	4/2 vs. LOU	8. Junior Fernandez	98.2 Single	4/1 vs. LOU
9.			9. Cam Devanney	107.5 Home Run	3/29 @ IOW	9. Steven Cruz	98.2 Foul Ball	4/1 vs. LOU
10.			10. Tyler Gentry	107.3 Field Out	4/2 vs. LOU	10. Junior Fernandez	98.1 Stolen Base	4/3 vs. LOU

INDIVIDUAL BATTING

FOR THE STORM CHASERS

SPLIT	PLAYER, GAME
Grand Slam	Luke Maile, 3/29/2025 @ IOW
Pinch-Hit Home Run	Brian O'Keefe, 7/23/2024 @ STP
Pinch-Hit Walk-Off Home Run	-
2 Home Run Game	Cam Devanney, 4/2/2025 vs. LOU
3+ Home Run Game	Ryan McBroom, 3, 6/13/2021 @ STP
2 Home Runs, One Inning	Brett Eibner, 2, 5/12/2016 vs. MEM
Leadoff Home Run	John Rave, 4/4/2025 vs. LOU
Walk-Off Home Run	Cam Devanney, 4/3/2025 vs. LOU
Walk-Off Grand Slam	Jimmy Govern, 5/7/2022 vs. COL
Walk-Off Win	Cam Devanney, 4/3/2025 vs. LOU
5 Hit Game	Rodolfo Durán, 9/3/2024 @ MEM
6+ Hit Game	Matt Diaz, 6, 7/27/2005 @ POR
2 Hits, One Inning	Ryan Fitzgerald, 8/10/2024 vs. IOW
5 RBI Game	Drew Waters, 4/2/2025 vs. LOU
6 RBI Game	Cam Devanney, 8/31/2024 vs. STP
7 RBI Game	Drew Waters, 4/11/2024 vs. GWN
8 RBI Game	Jimmy Paredes, 5/12/2014 vs. NEW
9+ RBI Game	Brett Eibner, 9, 4/9/2014 vs. MEM
Steal of Home	Nate Eaton, 6/15/2024 @ TOL
3+ Stolen Base Game	Samad Taylor, 4, 7/5/2023 @ GWN

AGAINST THE STORM CHASERS

SPLIT	PLAYER, GAME
Grand Slam	Will Robertson, 8/25/2024 @ BUF
Pinch-Hit Home Run	Brendt Citta, 9/11/2022 vs. IND
Pinch-Hit Walk-Off Home Run	Isaac Galloway, 4/13/2019 vs. NO (G2)
2 Home Run Game	Jace Jung, 7/12/2024 vs. TOL
3+ Home Run Game	Jhonkensy Noel, 3, 5/22/2024 vs. COL
2 Home Runs, One Inning	-
Leadoff Home Run	Tyler Callihan, 4/2/2025 vs. LOU
Walk-Off Home Run	Chase Strumpf, 7/5/2024 @ IOW
Walk-Off Grand Slam	Will Middlebrooks, 6/18/2016 @ COL
Walk-Off Win	Brady House, 7/31/2024 @ ROC
5 Hit Game	P.J. Higgins, 9/5/2023 @ IOW
6+ Hit Game	-
2 Hits, One Inning	Miles Mastrobuoni, 8/10/2023 vs. IOW
5 RBI Game	Hernán Pérez, 8/25/2023 vs. STP
6 RBI Game	Luis Vázquez, 8/9/2023 vs. IOW
7 RBI Game	Chase Strumpf, 8/9/2023 vs. IOW
8 RBI Game	Adolis García, 7/21/2019 vs. MEM
9+ RBI Game	-
Steal of Home	Noelvi Marte, 4/5/2025 vs. LOU
3+ Stolen Base Game	J.P. Martínez, 3, 4/12/2024 vs. GWN

TEAM BATTING

FOR THE STORM CHASERS

SPLIT	GAME
4 Home Run Game	7/27/2024 @ STP
5 Home Run Game	7/9/2024 vs. TOL
6 Home Run Game	6/4/2019 vs. ABQ
7+ Home Run Game	7, 6/30/2024 @ COL
3 Home Runs, One Inning	8/10/2024 vs. IOW
4+ Home Runs, One Inning	4, 5/21/2021 @ IOW

AGAINST THE STORM CHASERS

SPLIT	GAME
4 Home Run Game	7/30/2024 @ ROC
5 Home Run Game	5/22/2024 vs. COL
6 Home Run Game	7/12/2024 vs. TOL
7+ Home Run Game	7, 8/9/2023 vs. IOW
3 Home Runs, One Inning	7/28/2023 @ COL
4+ Home Runs, One Inning	4, 8/9/2023 vs. IOW

INDIVIDUAL PITCHING

FOR THE STORM CHASERS

SPLIT	PLAYER, GAME
No-Hitter	-
Complete Game	Arnaldo Hernandez, 9.0, 8/15/2018 vs. OKC
Complete Game, 1-Hitter	Luis Mendoza, 9.0, 7/18/2011 @ MEM
Complete Game, 2-Hitter	Arnaldo Hernandez, 7.0, 7/21/2018 vs. RR
Complete Game Shutout	Jake Kalish, 7.0, 7/2/2018 vs. NAS
10+ Strikeout Game	Luinder Avila, 11, 4/1/2025 vs. LOU
15+ Strikeout Game	-
4+ Strikeouts In An Inning	Walter Pennington, 4, 8/22/2023 vs. STP

AGAINST THE STORM CHASERS

SPLIT	PLAYER, GAME
No-Hitter	Dustin Nippert, 7.0, 6/29/2008 vs. OKL
Complete Game	Daniel Ponce de Leon, 9.0, 7/15/2018 vs. MEM
Complete Game, 1-Hitter	Daniel Ponce de Leon, 9.0, 7/15/2018 vs. MEM
Complete Game, 2-Hitter	Michael McGreevy, 7.0, 9/5/2024 @ MEM (G2)
Complete Game Shutout	Doug Nikhazy, 7.0, 6/28/2024 @ COL (G2)
10+ Strikeout Game	Michael McGreevy, 10, 9/5/2024 @ MEM (G2)
15+ Strikeout Game	-
4+ Strikeouts In An Inning	Eric Hull, 4, 8/4/2007 vs. LV



MISCELLANEOUS STATS

STORM CHASERS @ SAINTS | APRIL 8, 2025



2025 STORM CHASER QUALITY STARTS (1)

STARTER (# IN 2025)	GAME	DEC	IP	H	R	ER	HR	HB	BB	IBB	SO	WP	BK	GIDP	TBF	% K/BF	NP-S	S%	FPS	FPS%	P/IP	CATCHER
1. Luinder Avila (1)	4/6 vs. Louisville	-	6.0	6	2	2	0	0	2	0	5	0	1	0	25	20.0%	81 - 52	64.20%	15	60.00%	13.50	Tresh

2025 REHAB ASSIGNMENTS WITH OMAHA (0)

HITTING (0)

PLAYER	INJURY	DATES	AVG	G	AB	R	H	TB	2B	3B	HR	RBI	BB	IBB	SO	SB	CS	OBP	SLG	OPS	PA	SAC	SF	HBP	GIDP
--------	--------	-------	-----	---	----	---	---	----	----	----	----	-----	----	-----	----	----	----	-----	-----	-----	----	-----	----	-----	------

PITCHING (0)

PLAYER	INJURY	DATES	W	L	ERA	G	GS	CG	SHO	GF	HLD	SV	SVO	IP	H	R	ER	HR	HB	BB	IBB	SO	AVG	WP	BK	GIDP	TBF
--------	--------	-------	---	---	-----	---	----	----	-----	----	-----	----	-----	----	---	---	----	----	----	----	-----	----	-----	----	----	------	-----

2025 STORM CHASER AWARD WINNERS (2)

INTERNATIONAL LEAGUE PLAYER OF THE WEEK (1)

PLAYER	DATES	AVG	G	AB	PA	R	H	TB	2B	3B	HR	RBI	BB	IBB	SO	SB	CS	OBP	SLG	OPS	SAC	SF	HBP	GDP
Drew Waters	March 31 - April 6	.526	5	19	23	5	10	20	2	1	2	7	4	0	4	2	0	.609	1.053	1.662	0	0	0	0

INTERNATIONAL LEAGUE PITCHER OF THE WEEK (1)

PLAYER	DATES	W	L	ERA	G	GS	CG	SHO	GF	HLD	SV	SVO	IP	H	R	ER	HR	HB	BB	IBB	SO	WHIP	AVG	WP	BK	GDP
Tyson Guerrero	March 31 - April 6	1	0	0.00	1	1	0	0	0	0	0	0	5.0	0	0	0	0	0	0	0	7	0.00	.000	0	0	0







INTERNATIONAL LEAGUE PLAYER OF THE MONTH (0)

PLAYER	DATES	AVG	G	AB	PA	R	H	TB	2B	3B	HR	RBI	BB	IBB	SO	SB	CS	OBP	SLG	OPS	SAC	SF	HBP	GDP
--------	-------	-----	---	----	----	---	---	----	----	----	----	-----	----	-----	----	----	----	-----	-----	-----	-----	----	-----	-----

INTERNATIONAL LEAGUE PITCHER OF THE MONTH (0)













PLAYER	DATES	W	L	ERA	G	GS	CG	SHO	GF	HLD	SV	SVO	IP	H	R	ER	HR	HB	BB	IBB	SO	WHIP	AVG	WP	BK	GDP
--------	-------	---	---	-----	---	----	----	-----	----	-----	----	-----	----	---	---	----	----	----	----	-----	----	------	-----	----	----	-----

														OMAHA				OPPONENT						
GM #	MARCH	OPPONENT	SCORE	RECORD	STANDINGS, LG		WIN	LOSS	SAVE	TEMP.	1ST PITCH	TIME	ATT.	HOME ATT.	R	H	E	LO	R	H	E	LO		
1.	3/28	@ Iowa	L, 6-3	0 - 1	^T 11TH	-1.0	B. Kriske (1-0)	T. Guerrero (0-1)	D. Palencia (1)	78°	7:10 PM	2:29	7,226		3	5	0	6	6	10	1	6		
2.	3/29	@ Iowa	W, 12-7	1 - 1	^T 9TH	-1.0	J. Bowlan (1-0)	B. Hughes (0-1)	-	68°	3:08 PM	2:49	3,708		12	12	1	9	7	10	0	6		
3.	3/30	@ Iowa	Postponed: Inclement Weather (Make up TBD)											1:08 PM CT										
														OMAHA				OPPONENT						
GM #	APRIL	OPPONENT	SCORE	RECORD	STANDINGS, LG		WIN	LOSS	SAVE	TEMP.	1ST PITCH	TIME	ATT.	HOME ATT.	R	H	E	LO	R	H	E	LO		
3.	4/1	LOUISVILLE	L, 7-3	1 - 2	^T 13TH	-2.5	A. Busenitz (1-0)	S. Cruz (0-1)	-	51°	6:36 PM	2:56	2,571	2,571	3	7	2	9	7	8	0	8		
4.	4/2	LOUISVILLE	W, 12-6	2 - 2	^T 10TH	-1.5	N. Cameron (1-0)	C. Petty (0-1)	-	47°	12:06 PM	2:38	1,538	4,109	12	11	2	4	6	7	1	9		
5.	4/3	LOUISVILLE	W, 5-3	3 - 2	^T 5TH	-0.5	J. Fernandez (1-0)	A. Busenitz (1-1)	-	54°	6:36 PM	2:51	1,619	5,728	5	9	0	5	3	7	2	6		
6.	4/4	LOUISVILLE	W, 8-2	4 - 2	5TH	-0.5	T. Guerrero (1-1)	D. Parrish (0-1)	-	50°	6:37 PM	2:29	1,144	6,872	8	9	1	11	2	2	1	4		
7.	4/5	LOUISVILLE	L, 4-0	4 - 3	8TH	-1.5	A. Wilkerson (1-1)	C. Champlain (0-1)	-	45°	2:05 PM	2:27	1,413	8,285	0	4	0	6	4	8	0	8		
8.	4/6	LOUISVILLE	L, 7-5 (10)	4 - 4	10TH	-2.5	L. Richardson (1-0)	A. Cox (0-1)	-	55°	2:05 PM	2:58	2,002	10,287	5	9	0	9	7	15	1	12		
9.	4/8	@ St. Paul									6:37 PM CT													
10.	4/9	@ St. Paul									6:37 PM CT													
11.	4/10	@ St. Paul									6:37 PM CT													
12.	4/11	@ St. Paul									6:37 PM CT													
13.	4/12	@ St. Paul									2:07 PM CT													
14.	4/13	@ St. Paul									2:07 PM CT													
15.	4/15	NORFOLK									12:05 PM CT													
16.	4/16	NORFOLK									11:05 AM CT													
17.	4/17	NORFOLK									6:35 PM CT													
18.	4/18	NORFOLK									6:35 PM CT													
19.	4/19	NORFOLK									2:05 PM CT													
20.	4/20	NORFOLK									2:05 PM CT													
21.	4/22	@ Toledo									5:35 PM CT													
22.	4/23	@ Toledo									5:35 PM CT													
23.	4/24	@ Toledo									5:35 PM CT													
24.	4/25	@ Toledo									6:05 PM CT													
25.	4/26	@ Toledo									4:05 PM CT													
26.	4/27	@ Toledo									1:05 PM CT													
27.	4/29	INDIANAPOLIS									11:05 AM CT													
28.	4/30	INDIANAPOLIS									6:35 PM CT													
														OMAHA				OPPONENT						
GM #	MAY	OPPONENT	SCORE	RECORD	STANDINGS, LG		WIN	LOSS	SAVE	TEMP.	1ST PITCH	TIME	ATT.	HOME ATT.	R	H	E	LO	R	H	E	LO		
29.	5/1	INDIANAPOLIS									6:35 PM CT													
30.	5/2	INDIANAPOLIS									6:35 PM CT													
31.	5/3	INDIANAPOLIS									6:35 PM CT													
32.	5/4	INDIANAPOLIS									2:05 PM CT													
33.	5/6	@ Louisville									5:05 PM CT													
34.	5/7	@ Louisville									10:05 AM CT													
35.	5/8	@ Louisville									5:35 PM CT													
36.	5/9	@ Louisville									6:15 PM CT													
37.	5/10	@ Louisville									6:15 PM CT													
38.	5/11	@ Louisville									12:05 PM CT													
39.	5/13	COLUMBUS									6:35 PM CT													
40.	5/14	COLUMBUS									6:35 PM CT													
41.	5/15	COLUMBUS									6:35 PM CT													
42.	5/16	COLUMBUS									7:05 PM CT													
43.	5/17	COLUMBUS									7:05 PM CT													
44.	5/18	COLUMBUS									2:05 PM CT													
45.	5/20	@ Salt Lake									7:35 PM CT													
46.	5/21	@ Salt Lake									7:35 PM CT													
47.	5/22	@ Salt Lake									7:35 PM CT													
48.	5/23	@ Salt Lake									7:35 PM CT													
49.	5/24	@ Salt Lake									7:35 PM CT													
50.	5/25	@ Salt Lake									1:05 PM CT													
51.	5/27	ST. PAUL									6:35 PM CT													
52.	5/28	ST. PAUL									6:35 PM CT													
53.	5/29	ST. PAUL									6:35 PM CT													
54.	5/30	ST. PAUL									6:35 PM CT													
55.	5/31	ST. PAUL									6:05 PM CT													
														OMAHA				OPPONENT						
GM #	JUNE	OPPONENT	SCORE	RECORD	STANDINGS, LG		WIN	LOSS	SAVE	TEMP.	1ST PITCH	TIME	ATT.	HOME ATT.	R	H	E	LO	R	H	E	LO		
56.	6/1	ST. PAUL									5:05 PM CT													
57.	6/3	IOWA									7:05 PM CT													
58.	6/4	IOWA									7:05 PM CT													
59.	6/5	IOWA									7:05 PM CT													
60.	6/6	IOWA									7:05 PM CT													
61.	6/7	IOWA									6:05 PM CT													
62.	6/8	IOWA									5:05 PM CT													
63.	6/10	@ Toledo									6:05 PM CT													
64.	6/11	@ Toledo									6:05 PM CT													
65.	6/12	@ Toledo									6:05 PM CT													
66.	6/13	@ Toledo									6:05 PM CT													
67.	6/14	@ Toledo									6:05 PM CT													
68.	6/15	@ Toledo									1:05 PM CT													
69.	6/17	DURHAM									12:05 PM CT													
70.	6/18	DURHAM									7:05 PM CT													
71.	6/19	DURHAM									7:05 PM CT													
72.	6/20	DURHAM									7:05 PM CT													
73.	6/21	DURHAM									6:05 PM CT													
74.	6/22	DURHAM									5:05 PM CT													

GM #	JUNE	OPPONENT	SCORE	RECORD	STANDINGS, LG	WIN	LOSS	SAVE	TEMP.	1ST PITCH	TIME	ATT.	HOME ATT.	OMAHA				OPPONENT			
														R	H	E	LO	R	H	E	LO
76.	6/24	 @ Indianapolis								6:05 PM CT											
77.	6/25	 @ Indianapolis								12:35 PM CT											
78.	6/26	 @ Indianapolis								6:05 PM CT											
79.	6/27	 @ Indianapolis								6:05 PM CT											
80.	6/28	 @ Indianapolis								6:05 PM CT											
81.	6/29	 @ Indianapolis								12:35 PM CT											

														OMAHA	OPPONENT
GM #	JULY	OPPONENT	SCORE	RECORD	STANDINGS, LG	WIN	LOSS	SAVE	TEMP.	1ST PITCH	TIME	ATT.	HOME ATT.	R H E LO	R H E LO
82.	7/1	@ Iowa								6:38 PM CT					
83.	7/2	@ Iowa								12:08 PM CT					
84.	7/3	@ Iowa								7:08 PM CT					
85.	7/4	IOWA								7:05 PM CT					
86.	7/5	IOWA								6:05 PM CT					
87.	7/6	IOWA								5:05 PM CT					
88.	7/8	TOLEDO								12:05 PM CT					
89.	7/9	TOLEDO								7:05 PM CT					
90.	7/10	TOLEDO								7:05 PM CT					
91.	7/11	TOLEDO								7:05 PM CT					
92.	7/12	TOLEDO								6:05 PM CT					
93.	7/13	TOLEDO								2:05 PM CT					

ALL-STAR BREAK (JULY 14-17)

94.	7/18		@ Buffalo		5:35 PM CT				
95.	7/19		@ Buffalo		5:35 PM CT				
96.	7/20		@ Buffalo		12:05 PM CT				
97.	7/22		@ Syracuse		5:35 PM CT				
98.	7/23		@ Syracuse		5:35 PM CT				
99.	7/24		@ Syracuse		5:35 PM CT				
100.	7/25		@ Syracuse		5:35 PM CT				
101.	7/26		@ Syracuse		5:35 PM CT				
102.	7/27		@ Syracuse		12:05 PM CT				
103.	7/29		LOUISVILLE		7:05 PM CT				
104.	7/30		LOUISVILLE		12:05 PM CT				
105.	7/31		LOUISVILLE		7:05 PM CT				




























														OMAHA	OPPONENT
GM #	AUG.	OPPONENT	SCORE	RECORD	STANDINGS, LG	WIN	LOSS	SAVE	TEMP.	1st PITCH	TIME	ATT.	HOME ATT.	R H E LO	R H E LO
106.	8/1	Louisville								7:05 PM CT					
107.	8/2	Louisville								6:05 PM CT					
108.	8/3	Louisville								5:05 PM CT					
109.	8/5	@ Indianapolis								5:35 PM CT					
110.	8/6	@ Indianapolis								12:35 PM CT					
111.	8/7	@ Indianapolis								5:35 PM CT					
112.	8/8	@ Indianapolis								6:05 PM CT					
113.	8/9	@ Indianapolis								5:35 PM CT					
114.	8/10	@ Indianapolis								12:35 PM CT					
115.	8/12	St. Paul								6:35 PM CT					
116.	8/13	St. Paul								6:35 PM CT					
117.	8/14	St. Paul								6:35 PM CT					
118.	8/15	St. Paul								6:35 PM CT					
119.	8/16	St. Paul								6:05 PM CT					
120.	8/17	St. Paul								5:05 PM CT					
121.	8/19	@ Columbus								5:15 PM CT					
122.	8/20	@ Columbus								5:15 PM CT					
123.	8/21	@ Columbus								11:05 AM CT					
124.	8/22	@ Columbus								6:05 PM CT					
125.	8/23	@ Columbus								4:05 PM CT					
126.	8/24	@ Columbus								12:05 PM CT					
127.	8/26	Lehigh Valley								6:35 PM CT					
128.	8/27	Lehigh Valley								6:35 PM CT					
129.	8/28	Lehigh Valley								6:35 PM CT					
130.	8/29	Lehigh Valley								6:35 PM CT					
131.	8/30	Lehigh Valley								6:05 PM CT					
132.	8/31	Lehigh Valley								5:05 PM CT					

														OmaHA	Opponent
Gm #	SepT.	Opponent	Score	Record	Standings, LG	Win	Loss	Save	Temp.	1st Pitch	Time	Att.	Home Att.	R H E LO	R H E LO
133.	9/2	@ Iowa								6:38 PM CT					
134.	9/3	@ Iowa								12:08 PM CT					
135.	9/4	@ Iowa								12:08 PM CT					
136.	9/5	@ Iowa								7:08 PM CT					
137.	9/6	@ Iowa								6:08 PM CT					
138.	9/7	@ Iowa								1:08 PM CT					
139.	9/9	CHARLOTTE								12:05 PM CT					
140.	9/10	CHARLOTTE								6:35 PM CT					
141.	9/11	CHARLOTTE								6:35 PM CT					
142.	9/12	CHARLOTTE								6:35 PM CT					
143.	9/13	CHARLOTTE								6:05 PM CT					
144.	9/14	CHARLOTTE								2:05 PM CT					
145.	9/16	@ Columbus								5:15 PM CT					
146.	9/17	@ Columbus								5:15 PM CT					
147.	9/18	@ Columbus								5:15 PM CT					
148.	9/19	@ Columbus								6:05 PM CT					
149.	9/20	@ Columbus								4:05 PM CT					
150.	9/21	@ Columbus								12:05 PM CT					

HITTING

SERIES	OPPONENT	DATES	AVG	G	AB	R	H	TB	2B	3B	HR	RBI	BB	IBB	SO	SB	CS	OBP	SLG	OPS	PA	SAC	SF	HBP	GIDP
SERIES 1	@ Iowa	3/28 - 3/30	.258	2	66	15	17	27	4	0	2	14	14	0	25	9	0	.390	.409	.799	84	2	1	1	0
SERIES 2	LOUISVILLE	4/1 - 4/6	.250	6	196	33	49	94	8	2	11	27	30	0	53	5	1	.353	.480	.833	234	2	3	3	7
SERIES 3	@ St. Paul	4/8 - 4/13																							
SERIES 4	NORFOLK	4/15 - 4/20																							
SERIES 5	@ Toledo	4/22 - 4/27																							
SERIES 6	INDIANAPOLIS	4/29 - 5/4																							
SERIES 7	@ Louisville	5/6 - 5/11																							
SERIES 8	COLUMBUS	5/13 - 5/18																							
SERIES 9	@ Salt Lake	5/20 - 5/25																							
SERIES 10	ST. PAUL	5/27 - 6/1																							
SERIES 11	IOWA	6/3 - 6/8																							
SERIES 12	@ Toledo	6/10 - 6/15																							
SERIES 13	DURHAM	6/17 - 6/22																							
SERIES 14	@ Indianapolis	6/24 - 6/29																							
SERIES 15	@ Iowa	7/1 - 7/3																							
SERIES 16	IOWA	7/4 - 7/6																							
SERIES 17	TOLEDO	7/8 - 7/13																							
SERIES 18	@ Buffalo	7/18 - 7/20																							
SERIES 19	@ Syracuse	7/22 - 7/27																							
SERIES 20	LOUISVILLE	7/29 - 8/3																							
SERIES 21	@ Indianapolis	8/5 - 8/10																							
SERIES 22	ST. PAUL	8/12 - 8/17																							
SERIES 23	@ Columbus	8/19 - 8/24																							
SERIES 24	LEHIGH VALLEY	8/26 - 8/31																							
SERIES 25	@ Iowa	9/2 - 9/7																							
SERIES 26	CHARLOTTE	9/9 - 9/14																							
SERIES 27	@ Columbus	9/16 - 9/21																							

PITCHING




























SERIES	OPPONENT	DATES	W	L	ERA	G	GS	CG	SHO	GF	HLD	SV	SVO	IP	H	R	ER	HR	HB	BB	IBB	SO	AVG	WP	BK	GIDP
SERIES 1	 @ Iowa	3/28 - 3/30	1	1	6.88	2	2	0	0	2	0	0	0	17.0	20	13	13	3	1	7	0	18	.294	1	0	2
SERIES 2	 LOUISVILLE	4/1 - 4/6	3	3	4.09	6	6	0	0	6	2	0	3	55.0	47	29	25	4	4	26	0	62	.226	6	1	2
SERIES 3	 @ St. Paul	4/8 - 4/13																								
SERIES 4	 NORFOLK	4/15 - 4/20																								
SERIES 5	 @ Toledo	4/22 - 4/27																								
SERIES 6	 INDIANAPOLIS	4/29 - 5/4																								
SERIES 7	 @ Louisville	5/6 - 5/11																								
SERIES 8	 COLUMBUS	5/13 - 5/18																								
SERIES 9	 @ Salt Lake	5/20 - 5/25																								
SERIES 10	 ST. PAUL	5/27 - 6/1																								
SERIES 11	 IOWA	6/3 - 6/8																								
SERIES 12	 @ Toledo	6/10 - 6/15																								
SERIES 13	 DURHAM	6/17 - 6/22																								
SERIES 14	 @ Indianapolis	6/24 - 6/29																								
SERIES 15	 @ Iowa	7/1 - 7/3																								
SERIES 16	 IOWA	7/4 - 7/6																								
SERIES 17	 TOLEDO	7/8 - 7/13																								
SERIES 18	 @ Buffalo	7/18 - 7/20																								
SERIES 19	 @ Syracuse	7/22 - 7/27																								
SERIES 20	 LOUISVILLE	7/29 - 8/3																								
SERIES 21	 @ Indianapolis	8/5 - 8/10																								
SERIES 22	 ST. PAUL	8/12 - 8/17																								
SERIES 23	 @ Columbus	8/19 - 8/24																								
SERIES 24	 LEHIGH VALLEY	8/26 - 8/31																								
SERIES 25	 @ Iowa	9/2 - 9/7																								
SERIES 26	 CHARLOTTE	9/9 - 9/14																								
SERIES 27	 @ Columbus	9/16 - 9/21																								

SERIES WINS: 0 (0 at Home, 0 on Road)




























SERIES LOSSES: 0 (0 at Home, 0 on Road)

SERIES SPLITS: 2 (1 at Home, 1 on Road)

STARTING PITCHERS

SERIES	OPPONENT	DATES	W	L	ERA	G	CG	SHO	IP	H	R	ER	2B	3B	HR	TB	BB	IBB	SO	WHIP	AVG	HBP	WP	BK	GDP	K/BB	NP	NS	TBF
SERIES 1	 @ Iowa	3/28 - 3/30	0	1	14.14	2	0	0	7.0	14	11	11	3	0	2	23	5	0	10	2.71	.424	1	1	0	0	2.00	147	82	39
SERIES 2	 LOUISVILLE	4/1 - 4/6	2	1	2.48	6	0	0	32.2	18	10	9	2	0	2	26	9	0	39	0.83	.161	1	0	1	2	4.33	452	297	123
SERIES 3	 @ St. Paul	4/8 - 4/13																											
SERIES 4	 NORFOLK	4/15 - 4/20																											
SERIES 5	 @ Toledo	4/22 - 4/27																											
SERIES 6	 INDIANAPOLIS	4/29 - 5/4																											
SERIES 7	 @ Louisville	5/6 - 5/11																											
SERIES 8	 COLUMBUS	5/13 - 5/18																											
SERIES 9	 @ Salt Lake	5/20 - 5/25																											
SERIES 10	 ST. PAUL	5/27 - 6/1																											
SERIES 11	 IOWA	6/3 - 6/8																											
SERIES 12	 @ Toledo	6/10 - 6/15																											
SERIES 13	 DURHAM	6/17 - 6/22																											
SERIES 14	 @ Indianapolis	6/24 - 6/29																											
SERIES 15	 @ Iowa	7/1 - 7/3																											
SERIES 16	 IOWA	7/4 - 7/6																											
SERIES 17	 TOLEDO	7/8 - 7/13																											
SERIES 18	 @ Buffalo	7/18 - 7/20																											
SERIES 19	 @ Syracuse	7/22 - 7/27																											
SERIES 20	 LOUISVILLE	7/29 - 8/3																											
SERIES 21	 @ Indianapolis	8/5 - 8/10																											
SERIES 22	 ST. PAUL	8/12 - 8/17																											
SERIES 23	 @ Columbus	8/19 - 8/24																											
SERIES 24	 LEHIGH VALLEY	8/26 - 8/31																											
SERIES 25	 @ Iowa	9/2 - 9/7																											
SERIES 26	 CHARLOTTE	9/9 - 9/14																											
SERIES 27	 @ Columbus	9/16 - 9/21																											

RELIEVERS

SERIES	OPPONENT	DATES	W	L	ERA	G	HLD	SV	SVO	IP	H	R	ER	2B	3B	HR	TB	BB	IBB	SO	WHIP	AVG	HBP	WP	BK	GDP	K/BB	NP	NS	TBF	IR	IRS
SERIES 1	 @ Iowa	3/28 - 3/30	1	0	1.80	2	0	0	0	10.0	6	2	2	2	0	1	11	2	0	8	0.80	.171	0	0	0	2	4.00	125	87	37	4	0
SERIES 2	 LOUISVILLE	4/1 - 4/6	1	2	6.45	6	2	0	3	22.1	29	19	16	7	1	2	44	17	0	23	2.06	.302	3	6	0	0	1.35	457		117	10	5
SERIES 3	 @ St. Paul	4/8 - 4/13																														
SERIES 4	 NORFOLK	4/15 - 4/20																														
SERIES 5	 @ Toledo	4/22 - 4/27																														
SERIES 6	 INDIANAPOLIS	4/29 - 5/4																														
SERIES 7	 @ Louisville	5/6 - 5/11																														
SERIES 8	 COLUMBUS	5/13 - 5/18																														
SERIES 9	 @ Salt Lake	5/20 - 5/25																														
SERIES 10	 ST. PAUL	5/27 - 6/1																														
SERIES 11	 IOWA	6/3 - 6/8																														
SERIES 12	 @ Toledo	6/10 - 6/15																														
SERIES 13	 DURHAM	6/17 - 6/22																														
SERIES 14	 @ Indianapolis	6/24 - 6/29																														
SERIES 15	 @ Iowa	7/1 - 7/3																														
SERIES 16	 IOWA	7/4 - 7/6																														
SERIES 17	 TOLEDO	7/8 - 7/13																														
SERIES 18	 @ Buffalo	7/18 - 7/20																														
SERIES 19	 @ Syracuse	7/22 - 7/27																														
SERIES 20	 LOUISVILLE	7/29 - 8/3																														
SERIES 21	 @ Indianapolis	8/5 - 8/10																														
SERIES 22	 ST. PAUL	8/12 - 8/17																														
SERIES 23	 @ Columbus	8/19 - 8/24																														
SERIES 24	 LEHIGH VALLEY	8/26 - 8/31																														
SERIES 25	 @ Iowa	9/2 - 9/7																														
SERIES 26	 CHARLOTTE	9/9 - 9/14																														
SERIES 27	 @ Columbus	9/16 - 9/21																														

2025 STORM CHASERS BY MONTH

HITTING

MONTH	AVG	G	AB	R	H	TB	2B	3B	HR	RBI	BB	IBB	SO	SB	CS	OBP	SLG	OPS	SAC	SF	HBP	GIDP	LOB
MARCH	.258	2	66	15	17	27	4	0	2	14	14	0	25	9	0	.390	.409	.799	2	1	1	0	15
APRIL	.250	6	196	33	49	94	8	2	11	27	30	0	53	5	1	.353	.480	.833	2	3	3	7	44
MAY																							
JUNE																							
JULY																							
AUGUST																							
SEPTEMBER																							
TOTAL	.252	8	262	48	66	121	12	2	13	41	44	0	78	14	1	.363	.462	.825	4	4	4	7	59

PITCHING

MONTH	W	L	ERA	G	GS	CG	SHO	GF	HLD	SV	SVO	IP	H	R	ER	HR	HB	BB	SO	WP	BK	WHIP	AVG
MARCH	1	1	6.88	2	2	0	0	2	0	0	0	17.0	20	13	13	3	1	7	18	1	0	1.59	.294
APRIL	3	3	4.09	6	6	0	0	6	2	0	3	55.0	47	29	25	4	4	26	62	6	1	1.33	.226
MAY																							
JUNE																							
JULY																							
AUGUST																							
SEPTEMBER																							
TOTAL	4	4	4.75	8	8	0	0	8	2	0	3	72.0	67	42	38	7	5	33	80	7	1	1.39	.243

STARTING PITCHERS

MONTH	W	L	ERA	G	GS	CG	SHO	QS	IP	H	R	ER	HR	HBP	BB	SO	WP	BK	WHIP	AVG	TBF	BR	BRS
MARCH	0	1	14.14	2	2	0	0	0	7.0	14	11	11	2	1	5	10	1	0	2.71	.424	39	3	0
APRIL	2	1	2.48	6	6	0	0	1	32.2	18	10	9	2	1	9	39	0	1	0.83	.161	123	1	1
MAY																							
JUNE																							
JULY																							
AUGUST																							
SEPTEMBER																							
TOTAL	2	2	4.54	8	8	0	0	1	39.2	32	21	20	4	2	14	49	1	1	1.16	.221	162	4	1

RELIEF PITCHERS

MONTH	W	L	ERA	G	GF	HLD	SV	SVO	IP	H	R	ER	HR	HBP	BB	SO	WP	BK	WHIP	AVG	TBF	IR	IRS
MARCH	1	0	1.80	2	2	0	0	0	10.0	6	2	2	1	0	2	8	0	0	0.8	.171	37	4	0
APRIL	1	2	6.45	6	6	2	0	3	22.1	29	19	16	2	3	17	23	6	0	2.06	.302	117	10	5
MAY																							
JUNE																							
JULY																							
AUGUST																							
SEPTEMBER																							
TOTAL	2	2	5.01	8	8	2	0	3	32.1	35	21	18	3	3	19	31	6	0	1.67	.267	154	14	5

2025 STORM CHASERS BY HALF

HITTING

[illegible]

PITCHING

[illegible]

STARTING PITCHERS

[illegible]

RELIEF PITCHERS

[illegible]

#	PITCHERS	ACTIVE DATES	CURRENT TEAM (IF NOT OMAHA)
25	Luinder Avila	3/28-	
62	Jonathan Bowlan	3/28-	
52	Noah Cameron	3/28-	
56	Chandler Champlain	3/28-	
45	Taylor Clarke	3/28-	
54	Austin Cox	3/28-	
46	Steven Cruz	3/28-	
40	Junior Fernandez	3/28-	
16	Tyson Guerrero	3/28-	
37	Thomas Hatch	3/28-	
57	Andrew Hoffmann	3/28-	
47	Cruz Noriega	3/28-	
43	Anthony Simonelli	3/28-	
22	Evan Sisk	3/28-	
58	Jacob Wallace	3/28-4/7	Omaha Development List
#	CATCHERS	ACTIVE DATES	CURRENT TEAM (IF NOT OMAHA)
60	Luke Maile	3/28-	
33	Brian O'Keefe	3/28-	
11	Luca Tresh	3/28-	
#	INFIELDERS	ACTIVE DATES	CURRENT TEAM (IF NOT OMAHA)
1	Harold Castro	3/28-	
24	Cam Devanney	3/28-	
0	Nick Gordon	4/8-	
14	Jordan Groshans	3/31-4/7	Northwest Arkansas (AA)
12	Nick Loftin	3/28-	
32	Nick Pratto	3/28-	
3	Tyler Tolbert	3/28-3/30	KANSAS CITY
#	OUTFIELDERS	ACTIVE DATES	CURRENT TEAM (IF NOT OMAHA)
28	Tyler Gentry	3/28-	
2	John Rave	3/28-	
17	Nelson Velázquez	3/28-	
8	Drew Waters	3/28-	
19	Joey Wiemer	3/28-	

Active Players in Bold

Rehab Appearances in Red

OMAHA FRANCHISE RETIRED NUMBERS

5	GEORGE BRETT – Omaha Royals Infielder (1973-1974)	Number Retired Across Royals Organization
10	DICK HOWSER – Kansas City Royals Manager (1981-1987)	Number Retired Across Royals Organization
20	FRANK WHITE – Omaha Royals Infielder (1973)	Number Retired Across Royals Organization
23	MIKE JIRSCHELE – Omaha Manager (1995-1997, 2003-2013, 2023-Present)	
27	BRIAN POLDBERG – Omaha Manager (2014-2021)	
31	JACK MCKEON – Inaugural Omaha Manager (1969-1973)	
42	JACKIE ROBINSON – First Black player in MLB history	Number Retired Across Baseball

QUICK FACTS	
GENERAL INFORMATION	
Location.....	Papillion, Nebraska
Founded.....	2011 (1969-2010: Omaha Royals/Golden Spikes)
Colors.....	Royal Blue (PMS 288), Gold (PMS 872), Light Blue (PMS 292)
League.....	International League (Since 2021)
Ownership.....	Diamond Baseball Holdings (Since 2024)
President.....	Martie Cordaro
TEAM INFORMATION	
2024 Overall Record.....	89-59 (.601 / 1 st in IL)
2024 1st Half Record.....	49-24 (.671 / 1 st in IL)
2024 2nd Half Record.....	40-35 (.533 / 6 th in IL)
Overall Franchise Record.....	3,916-3,887 (.502)
Storm Chasers Record (2011-Pres.).....	941-907 (.509)
Home Record (Werner Park).....	493-431 (.534)
International League Record (2021-Pres.).....	301-270 (.527)
Franchise Playoff Record.....	57-56 (.504)
STADIUM INFORMATION	
Facility.....	Werner Park (Since November 11, 2010)
Year Opened.....	2011
First Storm Chasers Game.....	April 16, 2011 vs. Nashville Sounds
Capacity.....	9,023 (6,254 Fixed Seats)
Dimensions.....	LF 310, CF 402, RF 315
FIELD AND SUPPORT STAFF	
Manager.....	#23 Mike Jirscbele (17 th Year in Omaha, 34 th with KC)
All Time Managerial Record.....	1,374-1,274 (.519)
Managerial Record with Omaha.....	1,156-1,158 (.499)
Pitching Coach.....	Dane Johnson (6 th Year in Omaha, 6 th with KC)
Asst. Pitching Coach.....	Dave Lundquist (2 nd Year in Omaha, 2 nd with KC)
Hitting Coach.....	Bijan Rademacher (3 rd Year in Omaha, 3 rd with KC)
Bench/Asst. Hitting Coach.....	#51 Darin Everson (1 st Year in Omaha, 1 st with KC)
Bench/1st Base Coach.....	#13 Pat Osborn (1 st Year in Omaha, 1 st with KC)
Athletic Trainer.....	James Stone (7 th Year in Omaha, 16 th with KC)
Strength & Conditioning.....	Amanda Gallone (1 st Year in Omaha, 1 st with KC)
Clubhouse Coordinator.....	Mike Brown (17 th Year in Omaha, 17 th with KC)

ROSTER BREAKDOWN	
Age 23.....	1
Age 24.....	1
Age 25.....	5
Age 26.....	5
Age 27.....	4
Age 28.....	3
Age 29.....	1
Age 30.....	1
Age 31.....	3
Age 32.....	0
Age 33.....	0
Age 34.....	1
Average Age.....	27 Years 39 Days
Median Age.....	26
Native of Canada.....	1
Native of Dominican Republic.....	2
Native of Puerto Rico.....	1
Native of United States.....	21
Native of Venezuela.....	3
Acquired by Royals via Free Agency.....	9
(Major League).....	0 (Undrafted).....0
(Minor League).....	7 (International).....2
Acquired by Royals via Trade.....	8
Acquired by Royals via First Year Player Draft.....	10
(High School).....	1 (Rounds 1-5).....6 (2017-18 Drafts).....2
(2nd Year/College).....	0 (Rounds 6-10).....1 (2019 Draft).....1
(3rd Year/College).....	9 (Rounds 11-20).....3 (2020 Draft).....2
(4th+ Year/College).....	0 (Rounds 21-40).....0 (2021 Draft).....5

PRO-NUN-SEE-AY-SHUNS	
PLAYERS	
17 NELSON VELÁZQUEZ.....	veh-LAZZ-kezz
19 JOEY WIEMER.....	WEE-mer
24 CAM DEVANNEY.....	duh-VAY-nee
25 LUINDER AVILA.....	loo-IN-durr AH-vee-lah
32 NICK PRATTO.....	praw-toh
43 ANTHONY SIMONELLI.....	SY-MON-ell-ee
47 CRUZ NORIEGA.....	nor-ee-AY-ga
56 CHANDLER CHAMPLAIN.....	sham-plain
60 LUKE MAILE.....	MAY-lee
62 JONATHAN BOWLAN.....	boh-lin
63 ERIC CERANTOLA.....	sair-ann-TOE-la
COACHES	
23 MIKE JIRSCHELE.....	jursh-LEE
51 DARIN EVERSON.....	EE-ver-son
DAVID LUNDQUIST.....	LUND-kwist
BIJAN RADEMACHER.....	bee-ZHON RAH-de-moch-err

2025 UNIFORM RECORDS

STANDARD UNIFORMS (AUTHENTIC COLLECTION)					SPECIALTY/THEME UNIFORMS							
Blue Vortex (1-2) Home: 1-2 Road: 0-0	Blue O-Bolt (2-1) Home: 2-0 Road: 1-1	Powder SC (1-1) Home: 1-1 Road: 0-0	Powder O (0-0) Home: 0-0 Road: 0-0	Black O-Bolt (0-0) Home: 0-0 Road: 0-0	Throwback (0-0) Home: 0-0 Road: 0-0	Patriotic (0-0) Home: 0-0 Road: 0-0	Runza (0-0) Home: 0-0 Road: 0-0	Oat Milkercap (0-0) Home: 0-0 Road: 0-0				
Home White (1-2) Home: 1-2 Road: 0-0	Road Grey (1-1) Home: 0-0 Road: 1-1	Blue O-Bolt (1-0) Home: 1-0 Road: 0-0	Powder Blue (1-1) Home: 1-1 Road: 0-0	Black O-Bolt (0-0) Home: 0-0 Road: 0-0	Community (0-0) Home: 0-0 Road: 0-0	Throwback (0-0) Home: 0-0 Road: 0-0	Patriotic (0-0) Home: 0-0 Road: 0-0	Runza (0-0) Home: 0-0 Road: 0-0	Oat Milkercap (0-0) Home: 0-0 Road: 0-0	Star Wars (0-0) Home: 0-0 Road: 0-0	Salute to Corn (0-0) Home: 0-0 Road: 0-0	Harry Potter (0-0) Home: 0-0 Road: 0-0

RECENT TRANSACTIONS

- 3/27 Kansas City Royals announce 2025 Breaking Roster
- 3/31 - INF Tyler Tolbert selected by KANSAS CITY
- 4/1 + INF Jordan Groshans transferred from NW Arkansas (AA)
- 4/5 + INF Nick Gordon acquired via trade from Baltimore, assigned to Omaha
- 4/7 + RHP Eric Cerantola reinstated from Injured List
- INF Jordan Groshans transferred to NW Arkansas (AA)
- RHP Jacob Wallace placed on Omaha's Development List

29 DIFFERENT PLAYERS HAVE APPEARED IN A GAME FOR OMAHA IN 2025: 15 HITTERS, 14 PITCHERS

2025 BREAKING ROSTER

Pitchers (15): RHP Luinder Avila, RHP Jonathan Bowlan, LHP Noah Cameron, RHP Chandler Champlain, RHP Taylor Clarke, LHP Austin Cox, RHP Steven Cruz, RHP Junior Fernandez, LHP Tyson Guerrero, RHP Thomas Hatch, RHP Andrew Hoffmann, RHP Cruz Noriega, RHP Anthony Simonelli, LHP Evan Sisk, RHP Jacob Wallace

Catchers (3): Luke Maile, Brian O'Keefe, Luca Tresh

Infielders (5): Harold Castro, Cam Devanney, Nick Loftin, Nick Pratto, Tyler Tolbert

Outfielders (5): Tyler Gentry, John Rave, Nelson Velázquez, Drew Waters, Joey Wiemer

[illegible]

Scorigami: A portmanteau of score and origami, a scorigami is a scoring combination that has never happened before in a team, sport or league's history. The term was originated by SB Nation writer Jon Bois for NFL scores.

Above is a matrix of every final score that has happened in a Triple-A Omaha game since 2000. Green squares represent Omaha wins, while red squares represent Omaha losses. The number inside the square refers to the number of times that result has occurred. Empty squares represent a scoring combination or result that has not happened.

Since 2000, there are **58** results in Triple-A Omaha games that have only happened once. **34** of those results (wins or losses) are a true scoriqami, a scoring combination that has only happened once. Recent scoriqami occurrences are listed to the right, with true scoriqamis in bold.

RECENT SCORIGAMI OCCURRENCES

SCORE	GAME
W, 16-3	August 10, 2024 vs. Iowa Cubs
W, 18-4	July 13, 2024 vs. Toledo Mud Hens
W, 18-9	April 11, 2024 vs. Gwinnett Stripers
L, 20-1	August 9, 2023 vs. Iowa Cubs
W, 15-7	June 8, 2023 @ Indianapolis Indians
W, 12-1	April 1, 2023 @ Indianapolis Indians
L, 19-9	September 11, 2022 vs. Indianapolis
L, 18-6	September 1, 2022 @ St. Paul Saints