



OMAHA STORM CHASERS GAME NOTES

@ ST. PAUL SAINTS

RHP Thomas Hatch (0-0, 1.80 ERA) @ RHP Andrew Morris (0-0, 0.00 ERA)

Wednesday, April 9, 2025 | Game #10 | Road Game #4

6:37 p.m. CT First Pitch | CHS Field | St. Paul, Minnesota

Radio: News Talk 1290 KOIL | Video: Bally Sports Live, MiLB.TV

6-4



2-5

Triple-A Affiliate of the Kansas City Royals | 12356 Ballpark Way, Papillion, Nebraska 68046 | (402) 738-5100 | omahastormchasers.com | @OMASTormChasers

UPCOMING SCHEDULE & PROBABLE PITCHERS

UPCOMING GAMES

Thursday, April 10
Friday, April 11
Saturday, April 12
Sunday, April 13

OPPONENT

@ St. Paul
@ St. Paul
@ St. Paul
@ St. Paul

TIME (CT)

6:37 p.m. CT
6:37 p.m. CT
2:07 p.m. CT
2:07 p.m. CT

PROBABLE PITCHERS

LHP Tyson Guerrero (1-1, 4.00 ERA) @ RHP Marco Raya (0-0, 0.00 ERA)
RHP Chandler Champlain (0-1, 11.00 ERA) @ RHP David Festa (1-1, 5.40 ERA)
RHP Luinder Avila (0-0, 2.31 ERA) @ RHP Randy Dobnak (0-0, 0.00 ERA)
LHP Noah Cameron (2-0, 0.82 ERA) @ RHP Zebby Matthews (1-1, 1.80 ERA)

THE MATCHUP

(RANKING IN PARENTHESES = INTERNATIONAL LEAGUE RANKING)
(BOLD = TRIPLE-A LEADER) (ITALICS = TRIPLE-A WORST)

246 (10TH) < AVG .245 (11TH) 4.22 (11TH) ERA > 2.73 (4TH)	
51 (6TH) < R 21 (18TH) 1.30 (5TH) < WHIP 1.36 (8TH)	
72 (11TH) < H 53 (18TH) .226 (6TH) < AVG .248 (12TH)	
13 (1ST) < HR 1 (20TH) 81.0 (9TH) < IP 56.0 (19TH)	
49 (2ND) < BB 46 (4TH) 69 (12TH) H > 51 (1ST)	
91 (14TH) < K > 60 (2ND) 42 (10TH) R > 22 (1ST)	
20 (2ND) < SB 2 (20TH) 7 (9TH) HR > 1 (2ND)	
.356 (5TH) OBP > .379 (1ST) 36 (8TH) BB > 25 (1ST)	
.437 (4TH) < SLG .319 (16TH) 88 (8TH) < K 62 (19TH)	
.793 (4TH) < OPS .698 (11TH) 1 (3RD) SHO > 2 (1ST)	

OMAHA vs. ST. PAUL

All-Time vs. St. Paul47-47 (.500)

All-Time in Omaha (Since 2021)22-20 (.524)

All-Time in St. Paul (Since 2021)25-27 (.481)

2025 vs. St. Paul 1-0 (1.000)
in Omaha0-0 (---)
in St. Paul1-0 (1.000)

DATE	SITE	RESULT	WIN	LOSS	SAVE
4/8/25	STP	W, 3-0	N. Cameron	Z. Matthews	S. Cruz
4/9/25	STP	6:37 PM CT			
4/10/25	STP	6:37 PM CT			
4/11/25	STP	6:37 PM CT			
4/12/25	STP	2:07 PM CT			
4/13/25	STP	2:07 PM CT			
5/27/25	OMA	6:35 PM CT			
5/28/25	OMA	6:35 PM CT			
5/29/25	OMA	6:35 PM CT			
5/30/25	OMA	6:35 PM CT			
5/31/25	OMA	6:05 PM CT			
6/1/25	OMA	5:05 PM CT			
8/12/25	OMA	6:35 PM CT			
8/13/25	OMA	6:35 PM CT			
8/14/25	OMA	6:35 PM CT			
8/15/25	OMA	6:35 PM CT			
8/16/25	OMA	6:05 PM CT			
8/17/25	OMA	5:05 PM CT			

RAISING ROYALTY

6 Omaha players appear on a Top-30 Royals prospects ranking

PLAYER (POSITION)	Pipeline	Baseball America
Noah Cameron (LHP)	Royals No. 5	Royals No. 8
Luinder Avila (RHP)	Royals No. 19	Royals No. 22
Chandler Champlain (RHP)	Royals No. 20	Royals No. 13
Tyson Guerrero (LHP)	Royals No. 24	-
Tyler Gentry (OF)	Royals No. 25	-
Eric Cerantola (RHP)	Royals No. 28	-

TWIN FLAMES

9 Saints players appear on a Top-30 Twins prospects ranking

PLAYER (POSITION)	Pipeline	Baseball America
Emmanuel Rodriguez (OF)	Twins No.2/MLB No.35	Twins No.2/MLB No.19
Luke Keaschall (INF/OF)	Twins No.3/MLB No.58	Twins No.3/MLB No.45
Marco Raya (RHP)	Twins No. 6	Twins No. 8
Andrew Morris (RHP)	Twins No. 9	Twins No. 10
Cory Lewis (RHP)	Twins No. 11	Twins No. 20
Travis Adams (RHP)	Twins No. 22	Twins No. 22
Diego Cartaya (C)	Twins No. 24	Twins No. 21
Zebby Matthews (RHP)	-	Twins No.4/MLB No.70
Jair Camargo (C)	-	Twins No. 23

YESTERDAY'S GAME

	1	2	3	4	5	6	7	8	9	R	H	E	LO
Omaha	0	0	0	0	2	0	0	1	0	3	6	0	8
St. Paul	0	0	0	0	0	0	0	0	0	0	2	0	6

WIN: Noah Cameron (2-0) | LOSS: Zebby Matthews (1-1) | SAVE: Steven Cruz (1)

NOTES AND NUGGETS

SEASON 56

Omaha began the 56th season in franchise history March 28 against the I-Cubs at Principal Park in Des Moines, Iowa ... this is the 14th season in the Storm Chasers era.
✦ Omaha is coming off a 2024 campaign in which they went 89-59 (.601 winning percentage) to finish 1st in the 20-team International League during the regular season, before going on to win the International League Championship Series.

INTERNATIONAL MEN OF AWARDS

Yesterday, Minor League Baseball announced the Pitcher and Player of the Week honors for the International League (for the week of March 31 to April 6) and Omaha outfielder **Drew Waters** was named the IL Player of the Week, while left-handed pitcher **Tyson Guerrero** was named the IL Pitcher of the Week.

✦ Waters went 10-for-19 in Omaha's series against Louisville and led the league with a .526 batting average, .609 on-base percentage, 1.053 slugging percentage and 1.662 OPS ... he collected 20 total bases (2 doubles, 1 triple, 2 home runs) and notably, hit for the cycle in the second game of the week, on Wednesday April 2.

✦ Guerrero threw 5.0 perfect innings in his start for the Storm Chasers on Friday against Louisville, retiring all 15 batters faced with 7 strikeouts ... he was one of 3 International League starting pitchers to throw at least 5.0 innings and not allow a hit, but the only to not allow a baserunner over at least 5.0 innings.

✦ Last year, Omaha took home 5 weekly awards, with Waters twice being named the IL Player of the Week ... this is the first time since joining the International League Omaha has claimed both the Player and Pitcher of the Week honors in the same week ... the last time Omaha won home both the Player and Pitcher of the Week Awards was the week of May 4, 1996 when **Chris Stynes** was named the American Association Player of the Week and **Robert Toth** was the American Association Pitcher of the Week.

LEAGUE OF THEIR OWN

In the second full week of the 2025 season, Storm Chaser players can be found up and down the International League leaderboards.

✦ **Cam Devanney** is tied for the International League lead in home runs (4), while **Nick Loftin** is tied for the IL lead in walks (11).

✦ Among qualified IL hitters, **Drew Waters** is Top-10 in all 4 average-based categories: batting average (4th - .370), on-base percentage (10th - .469), slugging percentage (2nd - .741) and OPS (3rd - 1.210) ... Devanney is Top-10 in 3 of the 4 categories: AVG (5th - .367), SLG (1st - .833) and OPS (2nd - 1.290).

✦ Elsewhere, Devanney is 2nd in total bases (25), while Waters is 9th (20) ... Devanney is tied 2nd in RBI (9) and tied 2nd in XBH (6) ... **John Rave** ranks 2nd in runs scored (10) ... Loftin is tied 6th in OBP (.476).

GETTING OFFENSIVE

Early in 2025, Omaha's offense is one of the best in the International League.

✦ The Storm Chasers are tied with the Charlotte Knights for the league lead in home runs (13), while ranking 2nd in the league in stolen bases (20) and tied 2nd in walks (49) ... as they did last year, the Chasers also lead the league in sacrifices (5).

✦ At the top of the order is **John Rave**, last year's leadoff hitter and again hitting 1st in the lineup for Omaha in 2025 ... Rave's 5 hits leading off innings is tied for the most in the Minors ... there have been 7 leadoff home runs (1st batter of 1st inning for a team) hit in Minor League Baseball in 2025 ... Rave has hit 2 of the 7.

WALK IT OUT

Omaha's 44 walks to begin the season rank 3rd in the International League and are tied 5th in Minor League Baseball.

✦ Infielder **Nick Loftin** has drawn 10 walks, tied for the most in the Minor Leagues ... he drew at least one walk in his first 7 games, with multiple walks in 3 games.

✦ Loftin's .474 on-base percentage ranks 2nd on Omaha, behind Waters' (.556) ... Nick has reached base multiple times in 5 games.

FAMILY MATTERS

Utility player (and former Minnesota Twin) **Nick Gordon** joins the Storm Chasers today in Saint Paul, following in the footsteps of his father.

✦ Nick's father, **Tom Gordon**, pitched 4 games for Omaha, 1 in 1986 and 3 in 1988, before making his MLB debut in 1988 ... Tom went on to pitch 890 games in the Major Leagues over 21 seasons.

✦ Nick and Tom are the 2nd father/son duo to play for the Triple-A Omaha franchise ... **John Wathan** played for Omaha in 1972 and 1975-76 (and managed Omaha in 1987), while his son **Dusty Wathan** played for Omaha in 2002.

✦ Additionally, **José Escobar** played for Omaha in 1989, then his nephew **Alcides Escobar** played for Omaha in 2021.

ST. PAUL WEATHER

FIRST PITCH: 57°
HIGH: 59° | LOW: 36°
PRECIPITATION: 17%



Mostly cloudy, with a high near 59. Wind around 5 mph.

AT A GLANCE

STREAKS

Current Streak W1
Longest Win Streak W3
Longest Loss Streak L2

RECENT

Last 5 Games 3-2
Last 10 Games 5-4
Last 20 Games 5-4

SPLIT SEASON

1st Half 5-4
2nd Half 0-0

HOME/AWAY

Home Games 3-3
Away Games 2-1

	TOTAL	HOME	ROAD
Longest Win Streak	W3	W3	W1
Longest Loss Streak	L2	L2	L1

Night Games (5 PM OR LATER) 3-2 2-1 1-1
Day Games (BEFORE 5 PM) 2-2 1-2 1-0

March	1-1	---	1-1
April	4-3	3-3	1-0
May	0-0	0-0	0-0
June	0-0	0-0	0-0
July	0-0	0-0	0-0
August	0-0	0-0	0-0
September	0-0	0-0	0-0

vs. Buffalo	0-0	---	0-0
vs. Charlotte	0-0	0-0	---
vs. Columbus	0-0	0-0	0-0
vs. Durham	0-0	0-0	---
vs. Indianapolis	0-0	0-0	0-0
vs. Iowa	1-1	0-0	1-1
vs. Lehigh Valley	0-0	0-0	---
vs. Louisville	3-3	3-3	0-0
vs. Norfolk	0-0	0-0	---
vs. Salt Lake	0-0	---	0-0
vs. St. Paul	1-0	0-0	1-0
vs. Syracuse	0-0	---	0-0
vs. Toledo	0-0	0-0	0-0

on Tuesday	1-1	0-1	1-0
on Wednesday	1-0	1-0	0-0
on Thursday	1-0	1-0	0-0
on Friday	1-1	1-0	0-1
on Saturday	1-1	0-1	1-0
on Sunday	0-1	0-1	0-0

ABS CHALLENGES

TEAM	TOTAL	WON	LOST	RATE
OMAHA	18	6	12	33%
OPPONENTS	14	8	6	57%

ON THIS DAY...

RECORD ON APRIL 9 (SINCE 2000): 15-8, W1

LAST WIN: 4/9/24 vs. GWINNETT, W 10-3

LAST LOSS: 4/9/23 vs. TOLEDO, L 8-2

THOMAS HATCH'S SPLITS

SPLIT	2025										CAREER									
	IP	H	R	ER	K	BB	HR	ERA	P		IP	H	R	ER	K	BB	HR	ERA	P	
Home	5.0	2	1	1	6	1	1	1.80	73		323.0	286	166	139	311	106	36	3.87	5148	
Away	-	-	-	-	-	-	-	-	-		328.0	325	175	162	304	124	35	4.45	5439	
Day	-	-	-	-	-	-	-	-	-		137.1	122	70	61	120	43	18	4.00	2190	
Night	5.0	2	1	1	6	1	1	1.80	73		513.2	489	271	240	495	187	53	4.21	8397	
vs Left	1.1	2	-	-	2	1	1	-	20		289.2	309	-	-	260	122	40	-	5029	
vs Right	3.2	0	-	-	4	0	0	-	54		355.1	302	-	-	355	108	31	-	5581	
March	-	-	-	-	-	-	-	-	-		0.2	0	0	0	2	2	0	0.00	28	
April	5.0	2	1	1	6	1	1	1.80	73		109.1	96	59	54	98	44	11	4.45	1801	
May	-	-	-	-	-	-	-	-	-		115.2	119	74	60	123	47	14	4.67	1957	
June	-	-	-	-	-	-	-	-	-		130.2	129	67	53	99	48	12	3.65	2113	
July	-	-	-	-	-	-	-	-	-		113.1	107	52	51	118	46	11	4.05	1867	
August	-	-	-	-	-	-	-	-	-		143.2	124	64	59	128	29	18	3.70	2190	
September	-	-	-	-	-	-	-	-	-		37.2	36	25	24	47	14	5	5.73	631	
October	-	-	-	-	-	-	-	-	-		-	-	-	-	-	-	-	-	-	

THOMAS HATCH'S ARSENAL (2025)

PITCH	USAGE	P	S	B	WHIFFS	STRIKE %	WHIFF %	ZONE %	SO	OPS	AVG	HR	STATCAST		
													VELO	RPM	HORIZBRK
Four-seam FB	28.8%	21	13	8	5	62.0%	45.5%	33.3%	2	1.250	.250	1	93.1	2500	7.6
Sinker	26.0%	19	15	4	0	79.0%	0.0%	68.4%	1	.393	.143	0	93.1	2393	13.9
Cutter	24.7%	18	11	7	4	61.0%	44.4%	38.9%	3	.000	.000	0	87.1	2510	-3.9
Changeup	20.5%	15	9	6	3	60.0%	42.9%	33.3%	0	.000	.000	0	84.4	1912	5.6

LAST TIME OUT: 4/3/2025 VS. LOU

PITCH	USAGE	P	S	B	WHIFFS	STRIKE %	WHIFF %	ZONE %	SO	OPS	AVG	HR	STATCAST		
													VELO	RPM	HORIZBRK
Four-seam FB	28.8%	21	13	8	5	62.0%	45.5%	33.3%	2	1.250	.250	1	93.1	2500	7.6
Sinker	26.0%	19	15	4	0	79.0%	0.0%	68.4%	1	.393	.143	0	93.1	2393	13.9
Cutter	24.7%	18	11	7	4	61.0%	44.4%	38.9%	3	.000	.000	0	87.1	2510	-3.9
Changeup	20.5%	15	9	6	3	60.0%	42.9%	33.3%	0	.000	.000	0	84.4	1912	5.6

ARSENAL VS RIGHT, 2025

PITCH	USAGE	P	S	B	WHIFFS	STRIKE %	WHIFF %	ZONE %	SO	OPS	AVG	HR	STATCAST		
													VELO	RPM	HORIZBRK
Four-seam FB	24.5%	13	8	5	4	62.0%	50.0%	23.1%	2	.000	.000	0	93.1	2508	6.9
Sinker	32.1%	17	14	3	0	82.0%	0.0%	70.6%	1	.000	.000	0	93.1	2399	14
Cutter	26.4%	14	7	7	3	50.0%	50.0%	28.6%	1	.000	.000	0	87.0	2522	-4.2
Changeup	17.0%	9	5	4	2	56.0%	50.0%	33.3%	0	.000	.000	0	84.6	1935	5.1

ARSENAL VS LEFT, 2025

PITCH	USAGE	P	S	B	WHIFFS	STRIKE %	WHIFF %	ZONE %	SO	OPS	AVG	HR	STATCAST		
													VELO	RPM	HORIZBRK
Four-seam FB	40.0%	8	5	3	1	63.0%	33.3%	50.0%	0	5.000	1.000	1	93.2	2487	8.8
Sinker	10.0%	2	1	1	0	50.0%	0.0%	50.0%	0	2.000	1.000	0	94.0	2342	13.1
Cutter	20.0%	4	4	0	1	100.0%	33.3%	75.0%	2	.000	.000	0	87.5	2469	-2.8
Changeup	30.0%	6	4	2	1	67.0%	33.3%	33.3%	0	.000	.000	0	84.2	1878	6.2

SAINTS BATTERS VS THOMAS HATCH (CAREER)

PLAYER	G	AB	H	HR	RBI	2B	3B	SO	BB	IBB	AVG	OBP	SLG
Armando Alvarez	3	6	2	0	0	0	0	2	0	0	.333	.333	.333
Jair Camargo	1	1	0	0	0	0	0	0	0	0	.000	.000	.000
Ryan Fitzgerald	5	10	2	0	2	0	1	5	0	0	.200	.200	.400
Mike Ford	2	2	0	0	0	0	0	0	0	0	.000	.000	.000



#37 THOMAS HATCH

BATS RIGHT / THROWS RIGHT / HEIGHT 6'1" / WEIGHT 195

FULL NAME John Thomas Hatch

BORN September 29, 1994 in Tulsa, Oklahoma (Age 30)

ACQUIRED February 2, 2025 - Signed as an Minor League Free Agent

DRAFTED Round 3 - 2016 (104th Overall, Chicago Cubs)

COLLEGE Oklahoma State University (Stillwater, Oklahoma)

HIGH SCHOOL Jenks High School (Jenks, Oklahoma)

SEASON WITH STORM CHASERS 1st Season

MLB SERVICE TIME (ENTERING 2025) 2.032

TODAY'S START

- Hatch is making his **2nd start with Omaha** this season ... made Omaha's 2025 Breaking Roster, after signing a Minor League deal with the Royals in February ... spent 2024 in Japan with the Hiroshima Toyo Carp.
- Playing his 9th professional season this year ... Royals are Hatch's 4th MLB organization, has previously spent time with the Cubs, Blue Jays, Pirates and in Japan ... has appeared in 39 Major League games from 2017 to 2023.
- Hatch began his professional career as a starting pitcher, his first 80 games were starts, from 2017 into 2020 ... after his MLB debut on July 26, 2020, just 44 of his 112 appearances have been starts, with 33 total relief appearances in his 39 MLB games ... he was a starting pitcher in Japan.

ARSENAL

4-SEAM FB • 93.1 MPH | SINKER • 93.1 MPH | CUTTER • 87.1 MPH | CHANGEUP • 84.4 MPH

LAST OUTING: THURSDAY, APRIL 3 VS. LOUISVILLE

Made his Omaha debut and first appearance in the U.S. since 2023 ... opened the game with 3.0 scoreless innings, retired 8 straight between the 1st and 4th innings, with 1-2-3 innings in the 2nd and 3rd ... allowed a solo homer to Will Benson with 1 out in the 4th inning, then retired his final 5, setting down 13 of his final 14 ... Omaha lost the lead in the 8th to give Hatch a no-decision, but the Chasers won the game on a walk-off homer in the 9th.

2025 HIGHLIGHTS

- Made 4 Cactus League appearances for the Royals in Major League Spring Training, as a non-roster invitee ... allowed 8 earned runs over 7.1 innings (9.82 ERA), with 11 hits, 4 walks and 4 strikeouts.

CAREER NOTES

- Pitched 20 games in Japan for the Hiroshima Toyo Carp ... only appeared in 5 games in the Central League of Nippon Professional Baseball (NPB - Japan's MLB equivalent) ... also pitched 15 games for Hiroshima's Western League affiliate (one of the two minor leagues in Japan).
- Totaled 94.1 innings between the two levels of Japanese baseball, going 5-7 with a 3.53 ERA (37 ER in 94.1 IP).

- Split his year between the Blue Jays and Pirates organizations, appearing in 18 Major League games and 31 Minor League games, between 4 different clubs, for 49 total outings (5 starts) ... had 5 separate MLB stints (May 16-23, June 11-16, July 1-7, August 2-4 with Toronto and August 8-September 19 with Pittsburgh).
- Designated for assignment by Toronto on August 4, claimed off waivers by Pittsburgh on August 8 ... largely pitched in the Minors with the Blue Jays, but almost exclusively pitched in the big leagues with the Pirates.

- Requested his release to pursue an opportunity overseas ... released by the Pirates on November 30, 2023, then signed with the Hiroshima Toyo Carp of Nippon Professional Baseball to play the 2024 season in Japan.

- Spent nearly the entire season in the Minors, pitched in 28 games (22 starts) for the Buffalo Bisons (AAA) ... went 8-7 with a 4.67 ERA (68 ER in 131.0 IP) and 113 strikeouts ... 10th in the International League in strikeouts.

- Spent much of the year in the Minor Leagues with the Buffalo Bisons (AAA), pitching in 15 games (14 starts) with a 2-6 record and 4.04 ERA (29 ER in 64.2 IP) and 70 strikeouts to 19 walks (3.68 K/BB).

- Added to Toronto's 40-man roster in the offseason, made the Blue Jays' Opening Day roster and spent the entire 60-game season in the Major Leagues ... named Toronto's Rookie of the Year by *Baseball America*.

- Made his MLB debut with his only start of the year on July 26 at Tampa Bay ... threw 2.1 hitless innings while striking out three ... punched out Brandon Lowe in the 1st inning for his 1st career strikeout.
- Made his postseason debut with a 1-2-3 8th inning in Game 1 of the AL Wild Card Series on September 29 at Tampa Bay ... playoff debut was his 26th birthday, the 2nd player in team history to pitch in the playoffs on his birthday.

- Split the season between Tennessee (AA) of the Cubs organization and New Hampshire (AA) of the Blue Jays organization ... traded from the Cubs to the Blue Jays on July 30 in exchange for RHP David Phelps and cash.
- Tied **Ricardo Sanchez** (SEA) for the most starts among all Double-A pitchers with 27 between his two clubs.

- Spent the entire season with the Tennessee Smokies (AA), going 8-6 with a 3.82 ERA (61 ER in 143.2 IP) across 26 starts, including the first 2 complete games of his professional career ... a Southern League Midseason All-Star.

- Made his pro debut and spent the entire year with the Myrtle Beach Pelicans (A+), where he went 5-11 with a 4.04 ERA (56 ER in 124.2 IP).

- Pitched two seasons in three years at Oklahoma State University ... combined to appear in 32 games (28 starts), going 11-5 with a 2.96 ERA (58 ER in 176.1 IP) for the Cowboys (Big 12 Conference).

- RS-SOPHOMORE (2016):** Named the Big 12 Conference Pitcher of the Year ... led his team to the College World Series and appeared in 2 CWS games, out-pitched **Shane Bieber** (University of Santa Barbara) 1-0 with a complete game shutout on June 18, 2016.

MISCELLANEOUS

- 2013:** Graduated from Jenks High School (OK), where he was ranked as the top prospect in Oklahoma by ESPN.
- Selected by the Colorado Rockies in the 32nd round of the 2013 draft but did not sign, instead electing to attend Oklahoma State University.
- Goes by his middle name, Thomas, to honor his grandfather whom he was named after.

CAREER PITCHING

SEASON TEAM	W	L	ERA	G	GS	CG	SHO	SV	SVO	IP	H	R	ER	HR	HB	BB	IBB	SO	WHIP	AVG	AB	WP	BK	GIDP	TBF	NP-S
2016																										
2017 Myrtle Beach Pelicans (CHC, A+)	5	11	4.04	26	26	0	0	0	0	124.2	126	74	56	2	8	50	1	126	1.41	.264	477	13	0	12	543	2103 - 1331
2018 Tennessee Smokies (CHC, AA)	8	6	3.82	26	26	2	1	0	0	143.2	127	62	61	16	15	61	0	117	1.31	.245	518	6	1	15	601	2269 - 1404
2019 Tennessee Smokies (CHC, AA)	4	10	4.59	21	21	0	0	0	0	100.0	104	60	51	13	6	37	0	93	1.41	.274	380	2	1	4	432	1695 - 1075
New Hampshire Fisher Cats (TOR, AA)	2	3	2.80	6	6	1	0	0	0	35.1	25	11	11	5	2	2	0	34	0.76	.205	122	0	0	3	128	524 - 362
2020 TORONTO BLUE JAYS	3	1	2.73	17	1	0	0	0	0	26.1	18	11	8	2	2	13	0	23	1.18	.191	94	0	0	2	109	441 - 266
2021 Buffalo Bisons (TOR, AAA)	2	6	4.04	15	14	0	0	0	0	64.2	58	33	29	10	7	19	0	70	1.19	.238	244	2	0	6	273	1085 - 693
TORONTO BLUE JAYS	0	1	6.75	3	2	0	0	0	0	9.1	11	7	7	2	1	6	0	8	1.82	.289	38	2	0	0	45	166 - 98
2022 Buffalo Bisons (TOR, AAA)	8	7	4.67	28	22	0	0	0	0	131.0	127	73	68	16	12	38	0	113	1.26	.253	501	5	1	8	558	2056 - 1358
TORONTO BLUE JAYS	0	1	19.29	1	1	0	0	0	0	4.2	12	10	10	3	1	2	0	4	3.00	.522	23	0	0	3	26	71 - 50
2023 Buffalo Bisons (TOR, AAA)	4	2	4.40	30	3	0	0	1	4	45.0	38	25	22	8	2	21	1	54	1.31	.226	168	4	0	1	194	747 - 476
Indianapolis Indians (PIT, AAA)	0	0	10.80	1	0	0	0	0	0	1.2	4	2	2	0	0	1	0	2	3.00	.444	9	0	0	0	10	35 - 22
TORONTO BLUE JAYS	0	0	4.26	6	0	0	0	0	0	6.1	10	5	3	0	0	5	0	10	2.37	.357	28	0	0	1	35	132 - 78
PITTSBURGH PIRATES	1	1	4.03	12	2	0	0	0	0	22.1	23	13	10	2	1	7	1	16	1.34	.271	85	2	0	3	94	340 - 223
2024 Hiroshima Carp (Japan, Western League)	5	4	2.36	15	-	0	0	0	0	72.1	59	26	19	2	2	13	0	46	1.00	-	-	7	4	-	284	-
Hiroshima Carp (Japan, NBP)	0	3	7.36	5	-	0	0	0	0	22	28	18	18	5	2	10	0	18	1.73	-	-	1	0	-	105	-
2025 Omaha Storm Chasers (AAA)	0	0	1.80	1	1	0	0	0	0	5.0	2	1	1	1	0	1	0	6	0.60	.125	16	0	0	0	17	73 - 48
MAJOR LEAGUE TOTALS (4 Seasons)	4	4	4.96	39	6	0	0	1	1	69.0	74	46	38	9	5	33	1	61	1.55	.276	268	4	0	9	309	1150 - 715
MINOR LEAGUE TOTALS (7 Seasons)	33	45	4.16	154	119	3	1	1	4	651.0	611	341	301	71	52	230	2	615	1.29	.251	2435	32	3	49	2756	10587 - 6769
JAPAN LEAGUE TOTALS (1 Season)	5	7	3.53	20	-	0	0	0	0	94.1	87	44	37	7	4	23	0	64	1.17	-	-	8	4	-	389	-

PLAYER

QUICK NOTES

CAREER HIGHS (RELIEF)

62 JONATHAN BOWLAN

RHP • R/R • 6'4" • 235 lbs • Born: 3/28/1997 (Age 28)
2018 MLB Draft – Round 2/58th (Memphis)
Born/Resides: Arlington, Tennessee

2025: Appeared in 7 Cactus League games with Kansas City, pitching to a 5.40 ERA (5 ER in 8.1 IP), with 9 strikeouts ... **optioned to Omaha on March 16.**
✦ Playing his 7th professional season this year, all in the Royals organization, with parts of the last 2 years in Omaha ... has pitched 3 MLB games for Kansas City between **2023** and **2024**.
✦ Appeared in 1 game for Kansas City across 2 stints in **2024** ... spent most of the year with Omaha, going 12-4 in 35 appearances (16 starts) at Triple-A, finished 2nd in the Royals minor league system in wins behind Ethan Bosackier (13).
✦ Underwent Tommy John Surgery in June **2021** and made his return in June **2022**, pitching his way up to NW Arkansas (AA) that year.

4SFB (94.9), **SL** (84.8), **CH** (88.1), **SNK** (95.1), **CB** (80.6) | **CONSECUTIVE BATTERS RETIRED:** 1 (4/6) | **SCORELESS STREAK:** 0.1 IP (4/6)

IP 6.0 8/25/2019 vs. Down East
K 7 7/2/2023 vs. Iowa
BB 4 7/2/2023 vs. Iowa
H 7 6/15/2023 vs. Frisco
ER 4 6/15/2023 vs. Frisco

63 ERIC CERANTOLA

RHP • R/R • 6'5" • 225 lbs • Born: 5/2/2000 (Age 24)
2021 MLB Draft – Round 5 (Mississippi State)
Born: Montreal, Quebec • Resides: Oakville, Ontario

2025: Appeared in 2 Cactus League games with Kansas City, pitching to a 0.00 ERA (0 ER in 2.0 IP), with 1 strikeout ... **optioned to Omaha on March 10, opened the year on Omaha's IL ... activated from the IL on April 8.**
✦ Playing his 5th professional season this year, all in the Royals organization, added to Kansas City's 40-Man Roster in November 2024.
✦ Between NW Arkansas (AA) and Omaha in **2024**, had 101 strikeouts in 72.2 innings ... one of six minor leaguers to pitch fewer than 75.0 innings while striking out at least 100 batters ... worked 14.0 scoreless innings between May 3 and 16.
✦ Selected in the 8th round of the 2016 Ontario Hockey League draft but chose to pursue baseball, playing collegiately at Mississippi State.

SL (86.0), **4SFB** (94-96), **CH** (85.7) | **CONSECUTIVE BATTERS RETIRED:** 0 | **SCORELESS STREAK:** 0.0 IP

NP 94 (2x) Last: 7/2/2023 vs. Iowa
IP 4.0 (5x) Last: 5/10/24 vs. Springfield
K 10 4/26/24 @ Tulsa
BB 4 (3x) Last: 5/10/24 vs. Springfield
H 5 8/19/23 vs. Beloit
ER 3 (2x) Last: 4/30/23 @ Lansing
NP 83 5/10/24 vs. Springfield

45 TAYLOR CLARKE

RHP • R/R • 6'4" • 220 lbs • Born: 5/13/1993 (Age 31)
Minor League Free Agent – 12/12/2024
Drafted by Arizona – 2015, Round 3 (College of Charleston)
Born: Ashburn, Virginia • Resides: Phoenix, Arizona

2025: As a non-roster invite, appeared in 9 Cactus League games with Kansas City, pitching to a 2.00 ERA (2 ER in 9.0 IP) with 6 strikeouts.
✦ Playing his 11th professional season this year ... Royals are his 3rd organization, has previously spent time with the Diamondbacks, Royals and Brewers ... pitched 183 MLB games between **2019** and **2023** for Arizona and Kansas City.
✦ Traded from Kansas City to Milwaukee in December **2023**, opened **2024** on the Brewers' 15-day Injured List (right knee inflammation) ... reinstated May 15 and optioned to Nashville (AAA), where he spent the rest of the season ... 15 of 22 appearances in AAA were starts.
✦ Appeared in 105 games for the Royals between **2022** and **2023**, recording 6 saves and 113 strikeouts in 108.0 innings of work.

SNK (94.9), **4SFB** (95.0), **SL** (87.7), **CH** (88.4), **SWP** (85.5) | **CONSECUTIVE BATTERS RETIRED:** 3 (4/8) | **SCORELESS STREAK:** 2.0 IP (4/8)

IP 5.0 9/16/20 @ LOS ANGELES (AL)
K 4 (3x) Last: 6/12/21 vs. LOS ANGELES (AL)
BB 3 8/19/20 @ OAKLAND
H 6 9/16/20 @ LOS ANGELES (AL)
ER 5 7/3/23 @ MINNESOTA
NP 72 9/16/20 @ LOS ANGELES (AL)

54 AUSTIN COX

LHP • L/L • 6'4" • 235 lbs • Born: 3/28/1997 (Age 28)
Minor League Free Agent – 1/3/2025
Drafted by Kansas City – 2018, Round 5 (Mercer)
Born: Macon, GA • Resides: Kansas City, MO

2025: As a non-roster invite, appeared in 6 Cactus League games with Kansas City, going 3-0 with a 4.70 ERA (4 ER in 7.2 IP) and 8 strikeouts.
✦ Playing his 7th professional season this year, all in the Royals organization, with parts of the last 4 years in Omaha.
✦ Between NW Arkansas (AA) and Omaha in **2024**, combined to go 3-1 with a 3.86 ERA (26 ER in 60.2 IP) and 65 strikeouts in 42 games (5 starts), with 38 of them coming for the Storm Chasers.
✦ In **2023**, appeared in 24 games for the Royals with a 4.54 ERA (18 ER in 35.2 IP) and 33 strikeouts ... has not appeared in the Majors since after suffering a torn ACL and damaged MCL in his left knee on Sept. 8, 2023 after trying to cover first base in a game in Toronto ... began his MLB career by retiring 35 of the first 39 batters he faced across 6 relief outings, allowing only 4 walks.

4SFB (92.5), **CUT** (86.6), **CH** (72.2), **CB** (78.9), **SPL** (80.3) | **CONSECUTIVE BATTERS RETIRED:** 0 | **SCORELESS STREAK:** 0.0 IP

IP 7.0 9/22/22 vs. Iowa
K 9 9/22/22 vs. Iowa
BB 3 7/10/22 vs. Toledo
H 7 5/9/23 @ Scranton/WB
ER 5 9/26/21 vs. Indianapolis
NP 100 9/22/22 vs. Iowa

46 STEVEN CRUZ

RHP • R/R • 6'7" • 225 lbs • Born: 6/15/1999 (Age 25)
Traded from Minnesota – 1/24/2023
Originally signed by Minnesota – 3/20/2017
Born/Resides: Tenares, Dominican Republic

2025: Appeared in 7 Cactus League games with Kansas City, pitching to a 2.57 ERA (2 ER in 7.0 IP), with 8 strikeouts ... **optioned to Omaha on March 16.**
✦ Playing his 8th professional season this year ... Royals are his 2nd organization after being originally signed by the Twins ... has pitched 15 MLB games for Kansas City between **2023** and **2024**.
✦ Spent most of **2024** with Omaha, went 6-1 with 3 saves in 47 games with a 3.33 ERA (19 ER in 51.1 IP) and 56 strikeouts ... appeared in 5 games across 3 MLB stints with the Royals and retired 17 of his 18 batters faced with 4 strikeouts in 5.2 innings pitched.

4SFB (97.5), **SL** (87.8), **CUT** (92.4) | **CONSECUTIVE BATTERS RETIRED:** 2 (4/8) | **SCORELESS STREAK:** 2.1 IP (4/1 to 4/8)

NP 50 (2x) Last: 8/25/19 vs. Danville
IP 3.1 (2x) Last: 6/17/21 vs. Lakeland
K 6 (2x) Last: 8/25/19 vs. Danville
BB 4 (2x) Last: 7/18/21 vs. Jupiter
H 5 (3x) Last: 5/14/21 vs. Clearwater
ER 6 (2x) Last: 8/10/23 vs. Iowa

40 JUNIOR FERNANDEZ

RHP • R/R • 6'3" • 230 lbs • Born: 3/2/1997 (Age 28)
Minor League Free Agent – 12/20/2024
Originally signed by St. Louis – 7/3/2014
Born: Santo Domingo Centro, DR • Resides: Port St. Lucie, FL

2025: As a non-roster invite, appeared in 6 Cactus League games with Kansas City, pitching to a 9.00 ERA (4 ER in 4.0 IP) with 6 strikeouts.
✦ Playing his 12th professional season this year ... Royals are his 5th MLB organization, has previously spent time with the Cardinals, Pirates, Blue Jays, Nationals and in Japan ... pitched 50 MLB games between **2019** and **2022** for STL and PIT.
✦ Gad a brief stint with the Chiba Lotte Marines of Japan in **2024** ... only logged 2 scoreless appearances (3 H, 3 K, 0 BB) for the Marines before suffering a season-ending injury to his right shoulder.
✦ Pitched for four levels of the Cardinals organization in **2019**, beginning the year in High-A and making stops in both Double-A and Triple-A, culminating in his Major League debut on August 11 vs. Pittsburgh.

4SFB (96.9), **CH** (88.7), **SL** (85.1), **SNK** (97.0) | **CONSECUTIVE BATTERS RETIRED:** 1 (4/5) | **SCORELESS STREAK:** 3.2 IP (4/1 to 4/5)

NP 87 8/15/16 vs. Charlotte
IP 4.0 6/18/23 vs. Frisco
K 4 9/19/24 @ Louisville
BB 3 8/13/24 vs. Louisville
H 8 6/18/23 vs. Frisco
ER 5 (2x) Last: 8/13/24 vs. Louisville

57 ANDREW HOFFMANN

RHP • R/R • 6'5" • 210 lbs • Born: 2/2/2000 (Age 25)
Traded from Atlanta – 7/11/2022
Drafted by Atlanta – 2021, Round 12 (Illinois)
Born: Joliet, IL • Resides: Plainfield, IL

2025: As a non-roster invite, appeared in 6 Cactus League games with Kansas City, pitching to a 5.87 ERA (5 ER in 7.2 IP) with 12 strikeouts to just 1 walk.
✦ Playing his 5th professional season this year ... Royals are his 2nd organization after being drafted by the Braves.
✦ Spent most of **2024** with Omaha (25 games, 11 starts), also appeared in 1 start for NW Arkansas (AA) and 3 rehab games for the ACL Royals ... made 5 starts for Omaha from March 31-April 16 before being placed on the IL, and returned to Omaha on June 6.
✦ Struck out 133 batters across 125.1 innings pitched between Northwest Arkansas (87.1 IP) and Omaha (38.0 IP) in **2023**.
✦ Was acquired by Kansas City with OF Drew Waters and IF CJ Alexander for the No. 35 pick in the 2022 Draft (RHP J.R. Ritchie).

CH (86.9), **4SFB** (95.1), **SL** (84.1) | **CONSECUTIVE BATTERS RETIRED:** 1 (4/6) | **SCORELESS STREAK:** 0.2 IP (4/6)

NP 77 6/18/23 vs. Frisco
IP 4.2 (2x) Last: 6/11/23 vs. Fort Wayne
K 6 (3x) Last: 6/11/23 vs. Fort Wayne
BB 2 (11x) Last: 7/12/24 @ Frisco
H 9 7/30/19 vs. AZL D-backs
ER 5 7/30/19 vs. AZL D-backs

47 CRUZ NORIEGA

RHP • R/R • 6'1" • 175 lbs • Born: 10/1/1997 (Age 27)
International League Free Agent – 1/30/2018
Born: Portamar, Venezuela • Resides: Bolivar, Venezuela

2025: In his first MLB spring training, appeared in 3 Cactus League games with Kansas City, pitching to a 0.00 ERA (0 ER in 4.0 IP) with 4 strikeouts ... **made his Triple-A debut on April 1 vs. LOU but allowed 4 batters to reach without getting an out.**
✦ Playing his 6th professional season this year, all have come in the Royals organization ... has not yet made his Triple-A debut.
✦ Spent all of **2024** with NW Arkansas (AA), appearing in a career-best 32 games (9 starts), going 7-4 with a 6.01 ERA (51 ER in 76.1 IP) ... as a reliever, worked a 3.86 ERA (19 ER in 44.1 IP) ... as a starter, pitched to a 9.00 ERA (32 ER in 32.0 IP) ... last 8 outings were starts.
✦ Named Kansas City's *Carlos Fortuna Award* recipient in **2023**, recognized for his commitment to improving his English speaking abilities both on and off the field ... spent all year with Quad Cities (A+) and went 3-3 with a 3.12 ERA (23 ER in 66.1 IP) over 20 games.

CH (85.8), **4SFB** (93.9), **SNK** (93.4), **SL** (84.6) | **CONSECUTIVE BATTERS RETIRED:** 3 (4/4) | **SCORELESS STREAK:** 1.0 IP (4/4)

NP 90 7/30/19 vs. AZL D-backs
IP 4.2 4/8/22 @ South Bend
K 8 9/7/21 @ Augusta
BB 4 6/8/23 vs. Fort Wayne
H 7 4/20/22 @ Wisconsin
ER 5 (2x) Last: 9/18/24 @ Louisville

43 ANTHONY SIMONELLI

RHP • R/R • 6'2" • 200 lbs • Born: 12/23/1998 (Age 26)
2021 MLB Draft – Round 16 (Virginia Tech)
Born: Winchester, VA • Resides: Blacksburg, VA

2025: As a non-roster invite (first MLB spring training), appeared in 5 Cactus League games with Kansas City, pitching to a 7.36 ERA (3 ER in 3.2 IP) with 5 strikeouts.
✦ Playing his 5th professional season this year, all have come in the Royals organization.
✦ Split **2024** between 43 relief appearances for NW Arkansas (AA) and 10 games (1 opener start) with Omaha, combined for a 2.93 ERA (24 ER in 73.2 IP) with a career-high 87 strikeouts ... also threw 8.0 innings without allowing an earned run in the Arizona Fall League.
✦ Since the start of the 2022 season, he ranks 4th among Royals Minor League pitchers in appearances.

4SFB (91.4), **CUT** (87.8), **SPL** (86.6), **SWP** (83.6) | **CONSECUTIVE BATTERS RETIRED:** 1 (4/4) | **SCORELESS STREAK:** 1.2 IP (4/1 to 4/4)

NP 75 4/20/22 @ Wisconsin
IP 3.0 (4x) Last: 6/18/21 @ Wichita
K 5 (4x) Last: 8/20/21 @ Springfield
BB 3 (5x) Last: 6/28/23 vs. Iowa
H 5 (3x) Last: 8/12/21 @ Tulsa
ER 4 (4x) Last: 8/9/23 vs. Iowa

22 EVAN SISK

LHP • L/L • 6'2" • 209 lbs • Born: 4/23/1997 (Age 27)
Traded from Minnesota – 1/24/2023
Drafted by St. Louis – 2018, Round 16 (College of Charleston)
Born: Pineville, N.C. • Resides: Chester, S.C.

2025: Appeared in 4 Cactus League games with Kansas City, pitching to a 5.40 ERA (2 ER in 3.1 IP), with 4 strikeouts ... **optioned to Omaha on March 16.**
✦ Playing his 7th professional season this year ... Royals are his 3rd organization, previously in the Cardinals and Twins systems ... has spent most of the last three years in Triple-A, added to Kansas City's 40-Man Roster in November **2024**.
✦ Spent all of **2024** with Omaha and was named an International League postseason All-Star, leading all Triple-A pitchers (min. 50 games) in ERA (1.57) and WHIP (1.03) ... led the league in appearances (58), 4th in saves (15).
✦ One of only two pitchers in all of Minor League Baseball in **2024** to record at least 50 appearances and not allow a home run and enters the **2025** season with an active streak of 69.0 consecutive homerless innings since he last allowed one on August 26, **2023**.

SNK (91.5), **SL** (80.1), **CUT** (89.4), **CB** (76.7) | **CONSECUTIVE BATTERS RETIRED:** 2 (4/6) | **SCORELESS STREAK:** 3.1 IP (3/28 to 4/6)

NP 55 8/20/21 @ Springfield
IP 3.0 (4x) Last: 6/18/21 @ Wichita
K 5 (4x) Last: 8/20/21 @ Springfield
BB 3 (5x) Last: 6/28/23 vs. Iowa
H 5 (3x) Last: 8/12/21 @ Tulsa
ER 4 (4x) Last: 8/9/23 vs. Iowa

STORM CHASERS BULLPEN USAGE (PITCH COUNT, LAST THREE WEEKS)

DAY OF WEEK DATE	FRI 3/28	SAT 3/29	SUN 3/30	MON 3/31	TUE 4/1	WED 4/2	THU 4/3	FRI 4/4	SAT 4/5	SUN 4/6	MON 4/7	TUE 4/8	WED 4/9	THU 4/10	FRI 4/11	SAT 4/12	SUN 4/13
62 Bowlan, Jonathan		23				27				35							
63 Cerantola, Eric																	
45 Clarke, Taylor		13					14					25					
54 Cox, Austin		8				26		9		20							
46 Cruz, Steven					29				17			28					
40 Fernandez, Junior					28		22		33								
57 Hoffmann, Andrew		20					32			18							
47 Noriega, Cruz					19			14									
43 Simonelli, Anthony	25				16			16									
22 Sisk, Evan	12				6		9			12							

RELIEVERS		LAST OUTING							FIRST BATTER		SAVES		INHERITED RUNNERS	
PITCHER		LAST RELIEF OUTING	IP	R	ER	BB	K	P-S	FACED	RETIRED	SV	OPP	IR	SCORED
62	Bowlan, Jonathan	4/6 vs. LOU	2.0	1	1	1	1	35-21	3	1	0	1	0	0
63	Cerantola, Eric													
45	Clarke, Taylor	4/8 @ STP	2.0	0	0	1	1	25-15	3	1	0	0	2	1
54	Cox, Austin	4/6 vs. LOU	0.1	4	3	0	1	20-14	4	1	0	0	1	1
46	Cruz, Steven	4/8 @ STP	1.0	0	0	1	2	28-17	3	2	1	1	0	0
40	Fernandez, Junior	4/5 vs. LOU	2.0	0	0	1	2	33-20	3	1	0	0	0	0
57	Hoffmann, Andrew	4/6 vs. LOU	0.2	0	0	1	1	18-11	3	2	0	0	2	1
47	Noriega, Cruz	4/4 vs. LOU	1.0	0	0	0	2	14-9	2	1	0	1	1	1
43	Simonelli, Anthony	4/4 vs. LOU	1.0	0	0	2	0	16-7	3	3	0	0	4	0
22	Sisk, Evan	4/6 vs. LOU	1.0	0	0	0	0	12-10	4	4	0	1	3	1
SEASON (INCLUDING INACTIVE)									31	17	1	4	14	5

OMAHA STARTING PITCHER SPLITS						1ST PITCH STRIKES			1-2-3 INNINGS		
PITCHER	GS	W-L	TEAM W-L	R SUPPORT	SUPPORT/9 IP	FPS	TBF	% FPS	TOTAL	POSSIBLE	% 1-2-3
16 Guerrero, Tyson	2	1-1	1-1	9	9.00	16	35	45.7%	6	9	66.7%
56 Champlain, Chandler	2	0-1	1-1	2	2.00	28	45	62.2%	5	9	55.6%
25 Avila, Luinder	2	0-1	0-2	3	2.31	29	44	65.9%	6	11	54.5%
52 Cameron, Noah	2	2-0	2-0	23	18.82	21	42	50.0%	6	11	54.5%
37 Hatch, Thomas	1	0-0	1-0	3	5.40	8	17	47.1%	2	5	40.0%
SEASON (INCLUDING INACTIVE)	9			40	7.88	102	183	55.7%	25	45	55.6%

OMAHA STARTING PITCHER/CATCHER MATCHUPS																																				
PITCHER	BRIAN O'KEEFE							LUKE MAILE							LUCA TRESH							TOTALS														
	GS	W-L	ERA	IP	ER	BB	SO	GS	W-L	ERA	IP	ER	BB	SO	GS	W-L	ERA	IP	ER	BB	SO	GS	W-L	ERA	IP	ER	BB	SO	GS	W-L	ERA	IP	ER	BB	SO	
16 Guerrero, Tyson	1	0-1	9.00	4.0	4	1	6	1	1-0	0.00	5.0	0	0	7															2	1-1	4.00	9.0	4	1	13	
56 Champlain, Chandler	1	0-1	6.00	6.0	4	2	4	1	0-0	21.00	3.0	7	4	4															2	0-1	11.00	9.0	11	6	8	
25 Avila, Luinder															2	0-0	2.31	11.2	3	3	16								2	0-0	2.31	11.2	3	3	16	
52 Cameron, Noah	2	2-0	0.82	11.0	2	4	11																						2	2-0	0.82	11.0	1	4	11	
37 Hatch, Thomas								1	0-0	1.80	5.0	1	1	6															1	0-0	1.80	5.0	1	1	6	
Relievers		0-0	3.86	14.0	6	9	17		2-0	1.29	14.0	4	7	10		0-2	12.27	7.1	11	5	7									2-2	4.58	35.1	18	21	34	
TOTALS	4	2-2	3.86	35.0	15	16	38	3	3-0	3.33	27.0	10	12	27	2	0-2	6.16	19.0	13	8	23								9	5-4	4.22	81.0	38	36	88	
	CS/ATT		1/5	PCT	20.0%			CS/ATT		1/2	PCT	50.0%			CS/ATT		0/6	PCT	0.0%			CS/ATT		0/0	PCT	---			CS/ATT		2/13	PCT	15.38%			

OMAHA CATCHER PITCHING STATS																							
CATCHERS	W	L	ERA	GS	SV	IP	H	R	ER	HR	HB	BB	IBB	SO	WHIP	AVG	WP	GDP	TBF	CS	SB	CS%	PB
33 Brian O'Keefe	2	2	3.86	4	1	35.0	27	16	15	3	4	16	0	38	1.23	.211	3	2	149	1	4	20.0%	0
60 Luke Maile	3	0	3.33	3	0	27.0	19	12	10	2	0	12	0	27	1.15	.198	1	2	109	1	1	50.0%	1
11 Luca Tresh	0	2	6.16	2	0	19.0	23	14	13	2	1	8	0	23	1.63	.284	3	0	90	0	6	0.0%	0

OMAHA STARTERS VS. RELIEVERS								
PITCHING AS	W	L	ERA	IP	R	ER	SO	BB
Starters	3	2	3.94	45.2	21	20	54	15
Relievers	2	2	4.58	35.1	21	18	34	21

PLAYER	QUICK NOTES	CAREER HIGHS
1 HAROLD CASTRO INF • L/R • 6'0" • 190 • Born 11/30/1993 (Age 31) Signed as a Minor League Free Agent – 1/18/2025 Originally signed by Detroit – 1/8/2025 Born: Caracas, Venezuela • Resides: Fulshear, Texas	2025: As a non-roster invite, appeared in 19 Cactus League games with the Royals and hit .333 (16-for-48) with a .870 OPS. ⚡ Playing his 15th professional season this year, his 1st with KC ... Royals are his 3rd organization, has previously spent time with the Tigers and Rockies, and in Mexico ... has played 450 MLB games between 2018 and 2023 with DET and COL. ⚡ Spent 2024 with Toros de Tijuana in the Mexican League, slashing .320/.366/.447 (106-for-331, .813 OPS) in 84 games. ⚡ Has appeared in an MLB game at every defensive position except catcher, led by second base (153 games), shortstop (74), first base (68), third base (53), center field (46), left field (25), right field (14) and pitcher (9) ... is a career .278 (391-for-1406) hitter in 450 MLB games.	H 4 (8x) Last: 4/23/22 vs. COLORADO R 4 7/23/11 @ VSL Phillies HR 2 5/25/22 @ MINNESOTA RBI 5 (2x) Last: 8/28/22 @ TEXAS BB 3 9/16/23 vs. SAN FRANCISCO
24 CAM DEVANNEY INF • R/R • 6'1" • 195 • Born 4/13/1997 (Age 27) Traded from Milwaukee – 12/14/2023 Drafted by Milwaukee – 2019, Round 15 (Elong) Born: Nashua, NH • Resides: Hudson, NH	2025: As a non-roster invite, appeared in 16 Cactus League games with the Royals and hit .194 (6-for-31) with a .550 OPS ... hit 2 homers on April 2 vs. LOU, then hit a walk-off homer on April 3 vs. LOU. ⚡ Playing his 6th professional season this year, his 2nd with KC ... Royals are his 2nd organization, drafted by the Brewers, traded with RHP Ryan Brady in exchange for now-Omaha teammate RHP Taylor Clarke on December 14, 2023. ⚡ Spent all of 2024 with Omaha, tied 9th in the league in RBI (77) ... ranked 2nd on the Chasers in HR (19), 2nd in H (117) and 3rd in XBH (48) ... made 122 starts at SS, 3rd-most of any player at a single position in the Minors ... 62 of 77 RBI coming 8th or 9th in the order. ⚡ Spent 2023 with the Nashville Sounds (AAA), hitting .297 (91-for-336) with a .823 OPS ... 2022 MiLB Organization All-Star with the Brewers.	SB 3 (3x) Last: 4/18/15 @ Bowie H 4 (2x) Last: 8/31/24 vs. St. Paul R 3 (5x) Last: 7/13/24 vs. Toledo HR 2 (5x) Last: 4/25/25 vs. Louisville RBI 6 8/31/24 vs. St. Paul BB 3 (5x) Last: 7/22/23 vs. Jacksonville SB 3 7/22/19 vs. AZL Athletics Gold
28 TYLER GENTRY OF • R/R • 6'2" • 215 • Born 2/1/1999 (Age 26) 2020 MLB Draft – Round 3 (Alabama) Born: Memphis, TN • Resides: Arlington, TN	2025: Appeared in 10 Cactus League games with the Royals and hit .294 (5-for-17) with a .862 OPS ... optioned to Omaha on March 10. ⚡ Playing his 5th professional season this year, all in the Royals organization ... played 5 MLB games with KC in 2024. ⚡ Spent most of 2024 with the Chasers, also played 3 MLB games with the Royals, made his MLB debut 8/25 vs. PHI ... tied 2nd on Omaha in BB (53) and tied 4th in H (108) ... improved his average 69 points 1st half to 2nd half (.215 to .284), raising his OPS 166 points (.675 to .841). ⚡ Spent all of 2023 with Omaha and led the Storm Chasers in HR (16), RBI (71), H (120), 2B (28), XBH (46), TB (200), R (69) and BB (81).	H 4 (5x) Last: 6/18/24 vs. Louisville R 4 (2x) Last: 7/17/22 @ Corpus Christi HR 2 (2x) Last: 6/29/22 @ Amarillo RBI 6 6/2/21 vs. Beloit BB 3 (8x) Last: 9/12/23 vs. Indianapolis SB 2 9/17/23 vs. Indianapolis
0 NICK GORDON INF/OF • L/R • 6'0" • 160 • Born 10/24/1995 (Age 29) Traded from Baltimore – 4/5/2025 Drafted by Minnesota – 2014, Round 1/5 th (Olympia HS) Born: Avon Park, FL • Resides: Winter Garden, FL	2025: Signed a Minor League deal with Baltimore on December 31, 2024 and appeared in 13 Grapefruit League games with the Orioles ... opened the season with Norfolk (AAA) and went 4-for-13 (.308) in 4 games ... traded to Kansas City for Cash on April 5. ⚡ Playing his 11th professional season this year, 1st with KC ... Royals are his 4th organization, has spent time with the Twins, Marlins and Orioles ... has played 340 MLB games since 2021 with Minnesota and Miami. ⚡ Traded from the Twins to the Marlins on February 11, 2024 for LHP Steven Okert ... opened the regular season in the Major Leagues with Miami and hit .227 in 95 MLB games ... DFA'd on August 5, sent outright to Jacksonville (AAA) and hit .263 in 23 Triple-A games. ⚡ Father Tom Gordon pitched for Omaha in 1986 and 1988, pitched 21 years in MLB ... brother Dee Strange-Gordon played 11 MLB seasons.	H 5 (2x) Last: 8/14/17 @ Birmingham R 4 8/24/15 vs. Peoria HR 1 (52x) Last: 9/24/24 @ Louisville RBI 6 8/30/22 vs. BOSTON BB 3 (3x) Last: 7/5/19 @ Scranton/WB SB 2 (10x) Last: 5/29/24 @ SAN DIEGO
12 NICK LOFTIN INF/OF • R/R • 6'0" • 180 • Born 9/25/1998 (Age 26) 2020 MLB Draft – Round 1/32 nd (Baylor) Born/Resides: Corpus Christi, Texas	2025: Appeared in 16 Cactus League games with the Royals and hit .382 (3-for-34) with a 1.052 OPS ... optioned to Omaha on March 25. ⚡ Playing his 5th professional season this year, all have come in the Royals organization ... has played 76 MLB games with Kansas City between 2023 and 2024 ... made his MLB debut on September 1, 2023 vs. Boston. ⚡ Made his first MLB Opening Day roster in 2024 and appeared in 57 big league games for Kansas City over three stints ... reached base in 53 of 58 games with Omaha ... batting average was at or above .300 after 51 of 58 games he played ... hit safely in 18 consecutive games, between May 14 and August 10, a streak that spanned parts of two stints, with two months in the big leagues in between.	H 5 8/1/21 vs. Beloit R 4 (3x) Last: 7/6/23 @ ACL Cubs HR 1 (48x) Last: 8/17/24 vs. Louisville RBI 5 4/22/22 @ Frisco BB 3 (6x) Last: 9/3/24 @ Memphis SB 2 (2x) Last: 6/10/22 @ Tulsa
60 LUKE MAILE C • R/R • 6'3" • 240 • Born 2/6/1991 (Age 34) Signed as a Minor League Free Agent – 3/25/2025 Drafted by Tampa Bay – 2012, Round 8 (Kentucky) Born: Edgewood, KY • Resides: Palm Harbor, FL	2025: As a non-roster invite, appeared in 10 Cactus League games with the Royals and hit .333 (7-for-21) with a .962 OPS ... opted out of his contract and was released on March 23, re-signed with KC on March 25 ... hit a go-ahead grand slam March 29 @ IOW. ⚡ Playing his 13th professional season this year, 1st with KC ... Royals are his 7th organization, has spent time with the Rays, Blue Jays, Pirates, Brewers, Guardians and Reds ... has played 440 MLB games since 2015 with TB, TOR, MIL, CLE and CIN. ⚡ Spent nearly all 2024 in the big leagues and appeared in 55 games with the Reds, including 49 games (44 starts) at catcher and 3 games at pitcher ... recognized with the Cincinnati Reds' <i>Joe Nuxhall Good Guy Award</i> ... spent 2 games with Louisville (AAA) while on rehab.	H 5 7/23/12 vs. Staten Island R 3 (4x) Last: 5/23/22 @ HOUSTON HR 2 5/11/18 vs. BOSTON RBI 5 (2x) Last: 3/29/25 @ Iowa BB 3 (4x) Last: 9/24/21 vs. Columbus SB 1 (23x) Last: 6/22/24 vs. BOSTON
33 BRIAN O'KEEFE C • R/R • 6'1" • 215 • Born 7/15/1993 (Age 31) Signed as a Minor League Free Agent – 10/18/2024 Drafted by St. Louis – 2014, Round 7 (St. Joseph's) Born/Resides: Albany, New York	2025: As a non-roster invite, appeared in 14 Cactus League games with the Royals and hit .217 (5-for-23) with a .656 OPS. ⚡ Playing his 11th professional season this year, his 2nd with KC ... Royals are his 4th organization, has previously spent time with the Cardinals, Mariners and Twins ... played 10 MLB games with Seattle between 2022 and 2023 . ⚡ Spent 2024 Spring Training with Minnesota, released March 27 and signed with the Royals April 1 ... reached base in 56 of 70 games with the Storm Chasers (80%) ... had career-best 22-game on-base streak June 11 to July 31 (.483 OBP) ... tied career-best with a 12-game hit streak June 30 to July 27 (.432 AVG ... started at C and hit 4th for all 4 of Omaha's postseason games and went 6-for-18 with 4 HR and 9 RBI.	H 4 (4x) Last: 4/23/23 vs. Oklahoma City R 4 6/28/18 vs. Bradenton HR 3 7/22/21 vs. Salt Lake RBI 6 6/9/21 @ Springfield BB 4 8/19/21 @ Sacramento SB 1 (18x) 6/28/23 vs. Salt Lake
32 NICK PRATTO 1B/OF • L/L • 6'1" • 225 • Born 10/6/1998 (Age 26) 2017 MLB Draft – Round 1/14 th (Huntington Beach HS) Born/Resides: Huntington Beach, California	2025: Appeared in 15 Cactus League games with the Royals and hit .200 (6-for-30) with a .684 OPS ... sent outright to Omaha on March 23. ⚡ Playing his 8th professional season this year, all in the Royals organization ... played 145 MLB games with Kansas City between 2022 and 2023 ... in 2021 , was awarded a Minor League <i>Rawlings</i> Gold Glove at first base ... selected to All-Star Futures Game in 2021 & 2022 . ⚡ Spent most of 2024 in Omaha, hitting .242 (104-for-429) with a .734 OPS in 115 games ... tied 2nd on the Storm Chasers in BB (53), tied 2nd in RBI (61), 3rd in R (70) and tied 4th in HR (16) ... on the MLB roster from June 11-13, his lone MLB appearance of the year came on June 11 vs. the Yankees, when he pitched a 1-2-3 9th inning, with a strikeout of Jahmai Jones.	H 4 (3x) Last: 8/30/22 @ CHICAGO (AL) R 4 (3x) Last: 4/30/22 vs. Toledo HR 3 5/21/21 @ Springfield RBI 6 5/21/21 @ Springfield BB 3 (12x) Last: 9/26/22 @ St. Paul SB 2 (4x) Last: 4/14/24 vs. Gwinnett
2 JOHN RAVE OF • L/L • 6'0" • 200 • Born 12/30/1997 (Age 27) 2019 MLB Draft – Round 5 (Illinois State) Born: Canton, IL • Resides: Bloomington, IL	2025: As a non-roster invite, appeared in 16 Cactus League games with the Royals and hit .290 (9-for-31) with a .726 OPS ... has hit leadoff home runs April 1 vs. LOU and April 4 vs. LOU. ⚡ Playing his 6th professional season this year, all have come in the Royals organization. ⚡ Spent all of 2024 with Omaha and ranked 1st in the IL in R (93), 2nd in XBH (58), 4th in TB (234), tied 4th in H (129) ... led Chasers with career-best 21 HR, also led the team in BB (65), 3rd in SB (17) ... had hits in a team-best 90 games ... hit leadoff in 112 of Omaha's 148 games, most starts of any Storm Chaser at one spot in the batting order ... made at least 25 starts at all 3 outfield position. ⚡ Among Royals Minor Leaguers over the last four years (since 2021), leads the system in RBI, tied 1st in hits ... is 2nd in G, 2B, HR, R & BB.	H 4 (5x) Last: 8/9/24 vs. Iowa R 5 4/18/23 vs. Amarillo HR 3 4/18/23 vs. Amarillo RBI 6 4/18/23 vs. Amarillo BB 3 (4x) Last: 5/30/24 @ Indianapolis SB 3 8/22/21 @ South Bend
11 LUCA TRESH C • R/R • 6'0" • 193 • Born 1/11/2000 (Age 25) 2021 MLB Draft – Round 17 (NC State) Born: Clearwater, Florida • Resides: Safety Harbor, Florida	2025: As a non-roster invite, appeared in 12 Cactus League games with the Royals and hit .235 (4-for-17) with a .703 OPS ... made his Triple-A debut April 1 vs. LOU, hit a home run in his 3rd at-bat of the game. ⚡ For a second straight year, spend the entire 2024 season at NW Arkansas (AA) and slashed .250/.323/.429 (88-for-352) across 97 games (66 starts at catcher, 28 starts at DH) ... tied a career-high with a 9-game hitting streak, June 22 to July 4. ⚡ Split 2022 between Quad Cities (A+) and NW Arkansas (AA), recognized as a Royals MiLB.com Organization All-Star at catcher. ⚡ Over the last three years (2022-24), ranks 3rd among Royals Minor Leaguers in RBI, tied 5th in home runs.	H 4 6/21/22 @ Wisconsin R 4 4/24/22 @ Wisconsin HR 2 (2x) Last: 6/25/24 @ Wichita RBI 5 4/16/23 @ Wichita BB 5 5/23/23 @ Tulsa SB 1 (5x) Last: 5/23/23 @ Tulsa
17 NELSON VELÁZQUEZ OF • R/R • 6'0" • 190 • Born 12/26/1998 (Age 26) Traded from Chicago (NL) – 7/31/2023 Drafted by Chicago (NL) – 2017, Round 5 (P.J. Education HS) Born/Resides: Carolina, Puerto Rico	2025: Appeared in 12 Cactus League games with the Royals and hit .208 (5-for-24) with a .595 OPS ... sent outright to Omaha on March 23. ⚡ Playing his 8th professional season this year, his 3rd with KC ... Royals are his 2nd organization, drafted by the Cubs ... has played 194 MLB games between Chicago (NL) and Kansas City between 2022 and 2024. ⚡ Made his first MLB Opening Day roster in 2024 with Kansas City, but hit .200 (41-for-205) with a .640 over 64 games, optioned to Omaha on June 24 to finish his season ... in 56 games with the Storm Chasers, hit .239 (45-for-188) with a .771 OPS ... had 2nd-best walk-to-strikeout ratio on Omaha (34 BB to 47 K, 0.72 BB/K) ... hit .284 (27-for-95) when playing LF, compared to a .194 average (19-for-93) as a DH.	H 4 (4x) Last: 4/20/22 vs. Rocket City R 4 7/21/23 vs. Indianapolis HR 2 (11x) Last: 9/12/24 vs. Toledo RBI 5 (5x) Last: 7/22/22 @ PHILADELPHIA BB 3 (4x) Last: 3/29/25 @ Iowa SB 2 (7x) Last: 8/5/23 @ Louisville
19 JOEY WIEMER OF • R/R • 6'4" • 226 • Born 2/11/1999 (Age 26) Traded from Cincinnati – 11/22/2024 Drafted by Milwaukee – 2020, Round 8 (Cincinnati) Born: Sylvania, OH • Resides: Temperance, MI	2025: Appeared in a team-best 22 Cactus League games with the Royals and hit .263 (10-for-38) with a .838 OPS ... optioned to Omaha on March 25. ⚡ Playing his 5th professional season this year, 1st with KC ... Royals are his 3rd organization, has spent time with the Brewers and Reds ... has played 153 MLB games between 2023 and 2024 with Milwaukee and Cincinnati. ⚡ Appeared in games for four different teams in 2024, beginning the year in the Brewers organization with the Nashville Sounds (AAA) and ending the year in the Reds organization with the Louisville Bats (AAA) ... appeared in Major League games with Milwaukee and Cincinnati ... hit .224 (66-for-295) with a .663 OPS over 83 Triple-A games and hit .154 (4-for-26) with a .368 OPS in 21 MLB games.	H 4 (7x) Last: 7/3/24 @ Memphis R 4 9/17/21 @ Great Lakes HR 2 (5x) Last: 6/7/23 vs. Baltimore RBI 6 8/6/21 vs. Kannapolis BB 3 (4x) Last: 7/26/24 vs. Charlotte SB 3 (3x) Last: 4/8/25 @ St. Paul

SO NICE, THEY DID IT TWICE (OR MORE)

PLAYER	MULTI-HIT GAMES					MULTI-RBI GAMES					MULTI-RUN GAMES					MULTI-BB GAMES					MULTI-K GAMES					MULTI-SB GAMES				
	2	3	4	5+	T	2	3	4	5+	T	2	3	4	5+	T	2	3	4	5+	T	2	3	4	5+	T	2	3	4	5+	T
1 Castro, Harold	1	-	-	-	1	-	-	-	-	-	-	1	-	-	1	-	-	-	-	-	2	-	-	-	2	-	-	-	-	-
24 Devanney, Cam	4	-	-	-	4	1	-	1	-	2	-	1	-	-	1	1	-	-	-	1	1	1	-	-	2	-	-	-	-	-
28 Gentry, Tyler	1	-	-	-	1	1	-	-	-	1	-	-	-	-	-	-	-	-	-	-	1	-	-	-	1	-	-	-	-	-
0 Gordon, Nick	-	-	-	-	-	-	-	-	-	-	-	-	-	-	-	-	-	-	-	-	-	-	-	-	-	-	-	-	-	-
12 Loftin, Nick	1	1	-	-	2	-	1	-	-	1	-	-	-	-	-	3	-	-	-	3	1	-	-	-	1	-	-	-	-	-
60 Maile, Luke	1	-	1	-	2	-	-	-	1	1	1	-	-	-	1	-	-	-	-	-	2	-	-	-	2	-	-	-	-	-
33 O'Keefe, Brian	1	-	-	-	1	-	-	-	-	-	-	-	-	-	-	-	-	-	-	-	2	-	-	-	2	-	-	-	-	-
32 Pratto, Nick	-	-	-	-	-	-	-	-	-	-	1	-	-	-	1	-	-	-	-	-	1	-	1	-	2	-	-	-	-	-
2 Rave, John	1	-	-	-	1	1	-	-	-	1	-	2	-	-	2	1	-	-	-	1	3	1	-	-	4	1	-	-	-	1
11 Tresh, Luca	-	-	-	-	-	-	-	-	-	-	-	-	-	-	-	-	-	-	-	-	-	-	-	-	-	-	-	-	-	-
17 Velázquez, Nelson	1	-	-	-	1	-	-	-	-	-	-	-	-	-	-	-	1	-	-	1	2	-	-	-	2	-	-	-	-	-
19 Wiemer, Joey	-	-	-	-	-	-	-	-	-	-	2	-	-	-	2	1	-	-	-	1	2	-	-	-	2	-	1	-	-	1
Groshans, Jordan	1	-	-	-	1	-	-	-	-	-	1	-	-	-	1	-	-	-	-	-	-	-	-	-	-	-	-	-	-	-
Tolbert, Tyler	-	-	-	-	-	-	-	-	-	-	-	-	-	-	-	-	-	-	-	-	-	1	-	-	1	1	-	-	-	1
Waters, Drew	-	2	1	-	3	1	-	-	1	2	1	-	-	-	1	1	-	-	-	1	-	1	-	-	1	1	-	-	-	1
TEAM TOTALS	12	3	2	0	17	4	1	1	2	8	6	4	0	0	10	7	1	0	0	8	17	4	1	0	22	3	1	0	0	4

OMAHA HITTING STREAKS

PLAYER	CURRENT	LONGEST	DATES/RESULTS (OF LONGEST)									
			START	END	AVG	2B	3B	HR	RBI	OPS		
1 Castro, Harold	-	5	4/2	4/6	.333 (6-18)	1	0	1	1	1.011		
24 Devanney, Cam	2	5	3/29	4/4	.529 (9-17)	1	0	4	8	1.913		
28 Gentry, Tyler	2	2	4/4	4/6	.375 (3-8)	0	1	1	3	1.400		
0 Gordon, Nick												
12 Loftin, Nick	2	2 (3x)	4/6	4/8	.375 (3-8)	1	0	0	0	.944		
60 Maile, Luke	-	2	3/29	4/3	.625 (5-8)	0	0	1	5	1.667		
33 O'Keefe, Brian	-	3	3/28	4/2	.333 (4-12)	0	0	0	0	.666		
32 Pratto, Nick												
2 Rave, John	-	3	3/29	4/2	.308 (4-13)	2	0	1	2	1.092		
11 Tresh, Luca												
17 Velázquez, Nelson												
19 Wiemer, Joey	2	3	3/28	4/1	.273 (3-11)	0	0	1	2	.930		

OMAHA ON-BASE STREAKS

	CURRENT	LONGEST	DATES/RESULTS (OF LONGEST)									
			START	END	AVG	2B	HR	BB	HBP	OBP		
	-	5	4/2	4/6	.333 (6-18)	1	1	3	1	.455		
	2	5	3/29	4/4	.529 (9-17)	1	4	3	1	.619		
	2	2	4/4	4/6	.375 (3-8)	0	1	1	0	.400		
	9	9	3/28	4/8	.300 (9-30)	2	0	11	0	.476		
	4	4	3/29	4/6	.400 (6-15)	1	1	2	1	.500		
	-	4	3/28	4/4	.250 (4-16)	0	0	1	0	.294		
	-	3	3/28	4/3	.222 (4-18)	2	1	5	0	.391		
	-	5	3/28	4/2	.267 (4-15)	2	1	4	0	.421		
	2	2	4/1	4/6	.143 (1-7)	0	1	1	0	.250		
	8	8	3/28	4/8	.179 (5-28)	0	1	6	1	.333		

BOLD indicates longest streak in 2025 among active players

Blue indicates career-best streak

Italics indicates longest personal streak in 2025 is active

STORM CHASERS BATTERS VS ST. PAUL

PLAYER	2025													CAREER													vs. ANDREW MORRIS (CAREER)																				
	G	AB	H	HR	RBI	2B	3B	SO	BB	IBB	AVG	OBP	SLG	G	AB	H	HR	RBI	2B	3B	SO	BB	IBB	AVG	OBP	SLG	G	AB	H	HR	RBI	2B	3B	SO	BB	IBB	AVG	OBP	SLG								
36 Castro, Harold	1	3	0	0	0	0	0	1	0	0	.000	.000	.000	1	3	0	0	0	0	0	1	0	0	.000	.000	.000																					
24 Devanney, Cam	1	3	1	0	1	1	0	1	1	0	.333	.500	.667	23	80	21	3	18	5	0	31	7	0	.263	.341	.438	1	2	0	0	0	0	0	0	0	0	.000	.000	.000								
28 Gentry, Tyler	0	0	0	0	0	0	0	0	0	0	0	0	0	26	88	27	1	12	4	1	25	13	0	.307	.398	.409																					
0 Gordon, Nick																																															
12 Loftin, Nick	1	3	1	0	0	0	0	0	1	0	.333	.500	.333	32	116	28	7	20	2	0	24	19	0	.241	.357	.440																					
60 Maile, Luke																																															
33 O'Keefe, Brian	1	3	0	0	0	0	0	2	1	0	.000	.250	.000	7	21	4	1	4	1	0	8	2	0	.190	.261	.381																					
32 Pratto, Nick	1	4	0	0	0	0	0	4	0	0	.000	.000	.000	43	154	28	7	23	5	0	59	31	0	.182	.323	.351	1	2	1	0	0	0	0	0	0	0	.500	.500	.500								
2 Rave, John	1	5	1	0	1	0	0	3	0	0	.200	.200	.200	28	113	24	2	11	5	1	30	11	2	.212	.288	.327	1	3	0	0	0	0	0	1	0	0	.000	.000	.000								
11 Tresh, Luca																																															
17 Velázquez, Nelson	1	3	2	0	1	0	0	0	0	0	.667	.500	.667	35	135	33	5	22	9	0	44	10	0	.244	.300	.422	1	2	0	0	0	0	0	0	0	0	.000	.000	.000								
19 Wiemer, Joey	1	2	1	0	0	0	0	1	2	0	.500	.750	.500	7	23	8	1	3	1	0	6	7	0	.348	.500	.522																					

PINCH-HITTING LOG (1-FOR-4)

#	DATE	INNING	PINCH HITTER	HITTING FOR	RESULT
1.	3/28 @ Iowa	▲ 9	Harold Castro	Cam Devanney	Groundout (4-3)
2.	4/3 vs. Louisville	▼ 9	Jordan Groshans	Nick Pratto	Single
3.	4/6 vs. Louisville	▼ 9	John Rave	Luke Maile	Lineout (L6)
4.	4/6 vs. Louisville	▼ 9	Brian O'Keefe	Luca Tresh	Flyout (F9)

#	DATE	INNING	PINCH HITTER	HITTING FOR	RESULT

AFTER-INNING RECORDS

LEADING		TRAILING		TIED	
AFTER 1 INNING	1-1	1-1	3-2		
AFTER 2 INNINGS	1-1	2-3	2-0		
AFTER 3 INNINGS	2-1	1-3	2-0		
AFTER 4 INNINGS	2-1	1-2	2-1		
AFTER 5 INNINGS	4-1	1-2	0-1		
AFTER 6 INNINGS	4-0	1-3	0-1		
AFTER 7 INNINGS	4-1	0-2	1-1		
AFTER 8 INNINGS	4-1	0-3	1-0		
TOTAL INNINGS...	34 (41.5%)	30 (36.6%)	18 (22.0%)		

OMAHA BIG INNINGS

DATE	INNING	RUNS
------	--------	------

SCORE BY INNINGS

REGULAR SEASON	1	2	3	4	5	6	7	8	9	10	11	12	TOTAL
STORM CHASERS	4	2	5	6	13	5	3	8	3	2			51
OPPONENTS	4	8	1	5	2	8	2	3	5	4			42
Difference	0	-6	4	1	11	-3	1	5	-2	-2			9

VS. ST. PAUL	1	2	3	4	5	6	7	8	9	10	11	12	TOTAL
STORM CHASERS	0	0	0	0	2	0	0	1	0				3
SAINTS	0	0	0	0	0	0	0	0	0				0
vs. St. Paul Difference	0	0	0	0	2	0	0	1	0				3

MULTI-RUN INNINGS

	2 RUNS	3 RUNS	4 RUNS	5 RUNS	6 RUNS	7 RUNS	8 RUNS	9 RUNS	10+	TOTAL
STORM CHASERS	5	2	3	1	-	-	-	-	-	11
OPPONENTS	7	3	2	-	-	-	-	-	-	12

RECORD BY RUNS SCORED/ALLOWED

RUNS	0	1	2	3	4	5	6	7	8	9	10	11	12	13+
SCORED	0-1	0-0	0-1	1-2	0-0	1-0	0-0	0-0	1-0	0-0	0-0	0-0	2-0	0-0
ALLOWED	1-0	0-0	1-0	1-0	0-1	0-0	1-1	1-2	0-0	0-0	0-0	0-0	0-0	0-0

RECORD BY MARGIN OF VICTORY/DEFEAT

1 RUN	2 RUNS	3 RUNS	4 RUNS	5 RUNS	6 RUNS	7 RUNS	8 RUNS	9 RUNS	10+ RUNS
0-0	1-1	1-1	0-2	1-0	2-0	0-0	0-0	0-0	0-0

EXTRA-INNING GAMES (0 WINS, 1 LOSS)

GAME #	DATE	OPPONENT	FINAL SCORE	INNINGS	WIN	LOSS	SAVE	EXTRA-INNING SCORING
8	April 6	vs. Louisville	L, 7-5	10	Lyon Richardson	Austin Cox	-	Louisville scores 4 in 10th, Omaha scores 2

Bold Indicates Omaha Extra-Inning Win

WALK-OFF TRACKER (1 FOR, 0 AGAINST)

GAME #	DATE	OPPONENT	FINAL (INNING)	PLAYER	WINNING RUN	PITCHER	HOW	OUTS	COUNT
5	April 3	vs. Louisville	W, 5-3 (9)	Cam Devanney	Harold Castro	Alan Busenitz	2-Run Home Run to LCF	2	0-2

Bold Indicates Omaha Walk-Off Win

STORM CHASERS EJECTIONS (0)

DATE	INNING	WHO (POSITION) / # IN 2025	WHY	UMPIRE (POSITION)
------	--------	----------------------------	-----	-------------------

HOME RUN BREAKDOWN

PLAYER	TOTAL	RUNNERS ON				SPLITS				SCORE		RECORD	STATCAST MAX		LAST
		0	1	2	3	VL	VR	HOME	AWAY	TIED GAME	GO AHEAD	TEAM W-L	EV (MPH)	DISTANCE (FT)	LAST HR
24 Cam Devanney	4	2	1	1	-	-	4	3	1	1	1	3-1	107.5	408	4/3 vs. LOU
2 John Rave	2	2	-	-	-	2	-	2	-	-	2	1-1	106.7	413	4/4 vs. LOU
8 Drew Waters	2	-	1	1	-	-	2	2	-	-	1	2-1	101.5	276	4/3 vs. LOU
1 Harold Castro	1	1	-	-	-	1	-	1	-	1	-	0-1	104.3	420	4/6 vs. LOU
28 Tyler Gentry	1	-	1	-	-	-	1	1	-	-	-	0-1	101.1	-	4/6 vs. LOU
11 Luca Tresh	1	1	-	-	-	1	-	1	-	1	-	0-1	107.8	408	4/1 vs. LOU
19 Joey Wiemer	1	1	-	-	-	1	-	1	-	-	-	0-1	99.4	378	4/1 vs. LOU
60 Luke Maile	1	-	-	-	1	1	-	-	1	-	1	1-0	103.0	-	3/29 @ IOW
TEAM TOTALS	13	7	3	2	1	6	7	11	2	-	-	-	107.8	420	-
<i>OPPONENT TOTALS</i>	<i>7</i>	<i>4</i>	<i>2</i>	<i>1</i>	<i>-</i>	<i>4</i>	<i>3</i>	<i>3</i>	<i>4</i>	<i>-</i>	<i>-</i>	<i>-</i>	<i>106.7</i>	<i>426</i>	<i>-</i>

INNING DISTRIBUTION

1ST INNING	2ND INNING	3RD INNING	4TH INNING	5TH INNING	6TH INNING	7TH INNING	8TH INNING	9TH INNING	10TH INNING	11TH INNING
2		1	2	2	1	1	1	2	1	-

NOTABLE STORM CHASERS HOME RUNS

GRAND SLAMS (1)		BACK-TO-BACK HOMERS (0)		2-HOMER GAMES (1)	
PLAYER (CAREER NO.)	DATE/OPPONENT (INN.)	PLAYERS	DATE/OPPONENT	PLAYER (CAREER NO.)	DATE/OPPONENT
Luke Maile (2nd)	3/29 @ Iowa (▲ 8)			Cam Devanney (5th)	4/2 vs. Louisville

LEADOFF HOMERS (2)		BACK-TO-BACK-TO-BACK HOMERS (0)		3-HOMER GAMES (0)	
PLAYER (CAREER NO.)	DATE/OPPONENT	PLAYERS	DATE/OPPONENT	PLAYER (CAREER NO.)	DATE/OPPONENT (INN.)
John Rave (5th)	4/1 vs. Louisville				
John Rave (6th)	4/4 vs. Louisville				

PINCH-HIT HOMERS (0)		WALK-OFF HOMERS (1)		INSIDE-THE PARK HOMERS (1)	
PLAYER (CAREER NO.)	DATE/OPPONENT (INN.)	PLAYER	DATE/OPPONENT	PLAYER (CAREER NO.)	DATE/OPPONENT (INN.)
		Cam Devanney	4/3 vs. Louisville	Drew Waters (1st)	4/2 vs. Louisville (▼ 4)

NOTABLE OPPOSING HOME RUNS

GRAND SLAMS (0)		BACK-TO-BACK HOMERS (1)		2-HOMER GAMES (0)	
PLAYER (CAREER NO.)	DATE/OPPONENT (INN.)	PLAYERS	DATE/OPPONENT	PLAYER (CAREER NO.)	DATE/OPPONENT
		Edwin Ríos & Rece Hinds	4/6 vs. Louisville (▲ 10)		

LEADOFF HOMERS (1)		BACK-TO-BACK-TO-BACK HOMERS (0)		3-HOMER GAMES (0)	
PLAYER (CAREER NO.)	DATE/OPPONENT	PLAYERS	DATE/OPPONENT	PLAYER (CAREER NO.)	DATE/OPPONENT (INN.)
Tyler Callihan (1st)	4/2 vs. Louisville				

PINCH-HIT HOMERS (0)		WALK-OFF HOMERS (0)		INSIDE-THE PARK HOMERS (0)	
PLAYER (CAREER NO.)	DATE/OPPONENT (INN.)	PLAYER	DATE/OPPONENT	PLAYER (CAREER NO.)	DATE/OPPONENT (INN.)

PITCHING

vs. Left-Handed Starter	2-2
vs. Right-Handed Starter	3-2
WITH Left-Handed Starter	3-1
WITH Right-Handed Starter	2-3
0-4 strikeouts	0-0
5-9 strikeouts	2-2
10+ strikeouts	3-2
0 runs of support	0-1
1-2 runs of support	2-3
3-4 runs of support	1-0
5-9 runs of support	1-0
10+ runs of support	1-0
Bullpen Games	0-0
Starter goes less than 4.0 Innings	1-0
Starter goes 4.0/4.1/4.2 Innings	0-1
Starter goes 5.0/5.1/5.2 Innings	3-1
Starter goes 6.0+ Innings	1-2

SCORING

1-Run Games	0-0
2-Run Games	1-1
3-4-Run Games	1-3
5+ Run Games	3-0
Extra Innings	0-1
Shutouts	1-1
Doubleheaders	0-0 (0 SWEPT, 0 SPLIT, 0 SWEPT)
Scoring 0-2 Runs	0-1
3-5 Runs	2-3
6-9 Runs	1-0
10+ Runs	2-0
Opponent 0-2 Runs	2-0
3-5 Runs	1-1
6-9 Runs	2-3
10+ Runs	0-0
Scored in 1st Inning	1-2
Opponent scored in 1st	1-1
Scores first	3-1
Opponent scores first	2-3

HITTING

Omaha 0-5 hits	0-2
6-9 hits	3-2
10+ hits	2-0
Opponent 0-5 hits	2-0
6-9 hits	2-2
10+ hits	1-2
Out-hit opponent	5-0
Out-hit by opponent	0-4
Hits are tied	0-0
Hit 0 home runs	1-2
1 home run	1-0
2 home runs	2-1
3+ home runs	1-1
Opponent hit 0 home runs	2-2
1 home run	3-0
2 home runs	0-2
3+ home runs	0-0
Leave 0-5 runners on base	3-0
6-9 on base	2-4
10+ on base	0-0
Opponent leaves 0-5 runners on base	1-0
6-9 on base	3-3
10+ on base	1-1
Steals 0 bases	1-2
1 base	1-0
2 bases	1-1
3+ bases	2-1
Opponent steals 0 bases	4-0
1 base	1-0
2 bases	0-2
3+ bases	0-2

FIELDING

Turned 0 double plays	3-3
1 double play	1-0
2 double plays	1-1
3+ double plays	0-0
Made 0 errors	2-3
1 error	2-0
2 errors	1-1
3+ errors	0-0
Opponent made 0 errors	2-2
1 error	2-2
2 errors	1-0
3+ errors	0-0

INDIVIDUAL BATTING

SPLIT	#, PLAYER, GAME
Most At-Bats	6, Tyler Gentry, 3/29 @ IOW
Most Plate Appearances	6, 3x, last: Tyler Gentry, 3/29 @ IOW
Most Runs	3, 4x, last: Cam Devanney, 4/2 vs. LOU
Most Hits	4, Drew Waters, 4/2 vs. LOU
Most Doubles	1, 13x, last: Cam Devanney, 4/8 @ STP
Most Triples	1, 2x, last: Tyler Gentry, 4/4 vs. LOU
Most Extra-Base Hits	3, Drew Waters, 4/2 vs. LOU
Most Home Runs	2, Cam Devanney, 4/2 vs. LOU
Most Total Bases	10, Drew Waters, 4/2 vs. LOU
Most RBI	5, 2x, last: Drew Waters, 4/2 vs. LOU
Most Stolen Bases	3, Joey Wiemer, 4/8 @ STP
Most Caught Stealing	1, Harold Castro, 4/5 vs. LOU
Most Walks	3, Nelson Velázquez, 3/29 @ IOW
Most Hit-By-Pitch	1, 4x, last: Harold Castro, 4/5 vs. LOU
Most Strikeouts	4, Nick Pratto, 4/8 @ STP
Most Sac Hits	1, 5x, last: Harold Castro, 4/8 @ STP
Most Sac Flies	1, 5x, last: Nelson Velázquez, 4/8 @ STP
Most GDP	1, 7x, last: Jordan Groshans, 4/6 vs. LOU
Most Left On Base	6, 3x, last: Brian O'Keefe, 4/5 vs. LOU

TEAM BATTING

SPLIT	#, GAME
Most At-Bats, Game	38, 4/6 vs. LOU
Most Plate Appearances, Game	48, 3/29 @ IOW
Most Runs, Game	12, 2x, last: 4/2 vs. LOU
Most Runs, Inning	5, 4/4 vs. LOU
Most Hits, Game	12, 3/29 @ IOW
Most Hits, Inning	3, 4x, last: 4/8 @ STP
Fewest Hits, Game	4, 4/5 vs. LOU
Most Doubles, Game	3, 3/29 @ IOW
Most Triples, Game	1, 2x, last: 4/4 vs. LOU
Most Extra-Base Hits, Game	6, 4/2 vs. LOU
Most Home Runs, Game	3, 2x, last: 4/2 vs. LOU
Most Home Runs, Inning	1, 13x, last: 4/6 vs. LOU
Most Total Bases, Game	24, 4/2 vs. LOU
Most RBI, Game	12, 3/29 @ IOW
Most Stolen Bases, Game	6, 4/8 @ STP
Most Caught Stealing, Game	1, 4/5 vs. LOU
Most Walks, Game	10, 3/29 @ IOW
Most Hit-By-Pitch, Game	1, 4x, last: 4/5 vs. LOU
Most Strikeouts, Game	15, 3/28 @ IOW
Most Sac Hits, Game	2, 3/29 @ IOW
Most Sac Flies, Game	2, 4/4 vs. LOU
Most GDP, Game	2, 2x, last: 4/3 vs. LOU
Most Left On Base, Game	11, 4/4 vs. LOU

▲ Indicates Storm Chasers Record Tied
* Indicates Storm Chasers Record Set

INDIVIDUAL PITCHING

SPLIT	#, PLAYER, GAME
Most Innings Pitched	6.0, 3x, last: Noah Cameron, 4/8 @ STP
Most Runs Allowed	7, Chandler Champlain, 3/29 @ IOW
Most Hits Allowed	7, 2x, last: Chandler Champlain, 3/29 @ IOW
Fewest Hits Allowed, Complete Game	-
Most Earned Runs Allowed	7, Chandler Champlain, 3/29 @ IOW
Most Home Runs Allowed	2, Austin Cox, 4/6 vs. LOU
Most Walks Allowed	4, Chandler Champlain, 3/29 @ IOW
Most Hit-By-Pitch	1, 5x, last: Chandler Champlain, 4/5 vs. LOU
Most Strikeouts, Reliever	3, 3x, last: Andrew Hoffmann, 4/3 vs. LOU
Most Strikeouts	11, Luinder Avila, 4/1 vs. LOU

TEAM PITCHING

SPLIT	#, GAME
Most Innings Pitched, Game	10.0, 4/6 vs. LOU
Most Runs Allowed, Game	7, 3x, last: 4/6 vs. LOU
Most Runs Allowed, Inning	4, 3x, last: 4/6 vs. LOU
Fewest Runs Allowed, Game	0, 4/8 @ STP
Most Hits Allowed, Game	15, 4/6 vs. LOU
Most Hits Allowed, Inning	5, 3/29 @ IOW
Fewest Hits Allowed, Game	2, 2x, last: 4/8 @ STP
Most Earned Runs Allowed, Game	7, 2x, last: 4/1 vs. LOU
Most Doubles Allowed, Game	4, 3/28 @ IOW
Most Triples Allowed, Game	1, 4/1 vs. LOU
Most Home Runs Allowed, Game	2, 2x, last: 4/6 vs. LOU
Most Stolen Bases Allowed, Game	3, 2x, last: 4/6 vs. LOU
Most Walks Allowed, Game	7, 4/2 vs. LOU
Fewest Walks Allowed, Game	2, 3/28 @ IOW
Most Hit-By-Pitch, Game	2, 4/5 vs. LOU
Most Strikeouts, Game	15, 4/1 vs. LOU

TEAM MISC

SPLIT	#, GAME
Longest Game, Innings	10, 4/6 vs. LOU
Longest Game, Time (9 Innings)	2:56, 4/1 vs. LOU
Longest Game, Time (Extra Innings)	2:58, 4/6 vs. LOU
Shortest Game, Time (9+ Innings)	2:14, 4/8 @ STP
Largest Home Crowd	2,571, 4/1 vs. LOU
Largest Road Crowd	7,226, 3/28 @ IOW
Largest Winning Margin	6, 2x, last: 4/4 vs. LOU
Largest Losing Margin	-4, 2x, last: 4/5 vs. LOU
Largest Comeback Win	5, 3/29 @ IOW
Largest Lead Blown In Loss	1, 2x, last: 4/6 vs. LOU
Most Games Under .500	1, 2x, last: 4/1 (1-2)
Most Games Over .500	2, 2x, last: 4/4 (4-2)

TEAM FIELDING

SPLIT	#, GAME
Most Errors, Game	2, 2x, last: 4/2 vs. LOU
Most Double Plays Turned, Game	2, 2x, last: 4/5 vs. LOU

2025 STATCAST LEADERS (TOP 10)

LONGEST MEASURED HOMER DISTANCE			HIGHEST BATTED BALL EXIT VELOCITY			FASTEST PITCH VELOCITY		
PLAYER	DISTANCE (PITCH, PITCHER)	DATE	PLAYER	EXIT VELO (BATTED BALL TYPE)	DATE	PLAYER	PITCH VELO (PITCH RESULT)	DATE
1. Harold Castro	420 Abbott, A	4/6 vs. LOU	1. Joey Wiemer	109.7 Grounded Into DP	4/2 vs. LOU	1. Steven Cruz	100.0 Foul Ball	4/8 @ STP
2. John Rave	413 Parrish, D	4/4 vs. LOU	2. Cam Devanney	109.6 Field Out	4/5 vs. LOU	2. Steven Cruz	99.9 Called Ball	4/8 @ STP
3. Luca Tresh	408 La Sorsa, J	4/1 vs. LOU	3. Cam Devanney	109.6 Single	4/4 vs. LOU	3. Steven Cruz	99.8 Called Strike	4/8 @ STP
4. Cam Devanney	408 Richardson, L	4/2 vs. LOU	4. Joey Wiemer	109.3 Fielders Choice	4/4 vs. LOU	4. Steven Cruz	99.6 Called Ball	4/8 @ STP
5. Joey Wiemer	378 Abbott, A	4/1 vs. LOU	5. Nelson Velázquez	108.0 Field Out	4/3 vs. LOU	5. Junior Fernandez	99.4 Foul Ball	4/5 vs. LOU
6. Cam Devanney	372 Busenitz, A	4/3 vs. LOU	6. Luca Tresh	107.8 Home Run	4/1 vs. LOU	6. Steven Cruz	99.2 Foul Ball	4/8 @ STP
7. John Rave	335 Abbott, A	4/1 vs. LOU	7. Brian O'Keefe	107.7 Single	4/2 vs. LOU	7. Steven Cruz	98.9 Called Ball	4/5 vs. LOU
8.			8. Drew Waters	107.5 Double	4/2 vs. LOU	8. Junior Fernandez	98.8 Walk	4/3 vs. LOU
9.			9. Cam Devanney	107.5 Home Run	3/29 @ IOW	9. Junior Fernandez	98.6 Foul Ball	4/5 vs. LOU
10.			10. Tyler Gentry	107.3 Field Out	4/2 vs. LOU	10. Steven Cruz	98.5 Foul Ball	4/8 @ STP

INDIVIDUAL BATTING

FOR THE STORM CHASERS

SPLIT	PLAYER, GAME
Grand Slam	Luke Maile, 3/29/2025 @ IOW
Pinch-Hit Home Run	Brian O'Keefe, 7/23/2024 @ STP
Pinch-Hit Walk-Off Home Run	-
2 Home Run Game	Cam Devanney, 4/2/2025 vs. LOU
3+ Home Run Game	Ryan McBroom, 3, 6/13/2021 @ STP
2 Home Runs, One Inning	Brett Eibner, 2, 5/12/2016 vs. MEM
Leadoff Home Run	John Rave, 4/4/2025 vs. LOU
Walk-Off Home Run	Cam Devanney, 4/3/2025 vs. LOU
Walk-Off Grand Slam	Jimmy Govern, 5/7/2022 vs. COL
Walk-Off Win	Cam Devanney, 4/3/2025 vs. LOU
5 Hit Game	Rodolfo Durán, 9/3/2024 @ MEM
6+ Hit Game	Matt Diaz, 6, 7/27/2005 @ POR
2 Hits, One Inning	Ryan Fitzgerald, 8/10/2024 vs. IOW
5 RBI Game	Drew Waters, 4/2/2025 vs. LOU
6 RBI Game	Cam Devanney, 8/31/2024 vs. STP
7 RBI Game	Drew Waters, 4/11/2024 vs. GWN
8 RBI Game	Jimmy Paredes, 5/12/2014 vs. NEW
9+ RBI Game	Brett Eibner, 9, 4/9/2014 vs. MEM
Steal of Home	Nate Eaton, 6/15/2024 @ TOL
3+ Stolen Base Game	Joey Wiemer, 3, 4/8/2025 @ STP

AGAINST THE STORM CHASERS

SPLIT	PLAYER, GAME
Grand Slam	Will Robertson, 8/25/2024 @ BUF
Pinch-Hit Home Run	Brendt Citta, 9/11/2022 vs. IND
Pinch-Hit Walk-Off Home Run	Isaac Galloway, 4/13/2019 vs. NO (G2)
2 Home Run Game	Jace Jung, 7/12/2024 vs. TOL
3+ Home Run Game	Jhonkensy Noel, 3, 5/22/2024 vs. COL
2 Home Runs, One Inning	-
Leadoff Home Run	Tyler Callihan, 4/2/2025 vs. LOU
Walk-Off Home Run	Chase Strumpf, 7/5/2024 @ IOW
Walk-Off Grand Slam	Will Middlebrooks, 6/18/2016 @ COL
Walk-Off Win	Brady House, 7/31/2024 @ ROC
5 Hit Game	P.J. Higgins, 9/5/2023 @ IOW
6+ Hit Game	-
2 Hits, One Inning	Miles Mastrobuoni, 8/10/2023 vs. IOW
5 RBI Game	Hernán Pérez, 8/25/2023 vs. STP
6 RBI Game	Luis Vázquez, 8/9/2023 vs. IOW
7 RBI Game	Chase Strumpf, 8/9/2023 vs. IOW
8 RBI Game	Adolis García, 7/21/2019 vs. MEM
9+ RBI Game	-
Steal of Home	Noelvi Marte, 4/5/2025 vs. LOU
3+ Stolen Base Game	J.P. Martínez, 3, 4/12/2024 vs. GWN

TEAM BATTING

FOR THE STORM CHASERS

SPLIT	GAME
4 Home Run Game	7/27/2024 @ STP
5 Home Run Game	7/9/2024 vs. TOL
6 Home Run Game	6/4/2019 vs. ABQ
7+ Home Run Game	7, 6/30/2024 @ COL
3 Home Runs, One Inning	8/10/2024 vs. IOW
4+ Home Runs, One Inning	4, 5/21/2021 @ IOW

AGAINST THE STORM CHASERS

SPLIT	GAME
4 Home Run Game	7/30/2024 @ ROC
5 Home Run Game	5/22/2024 vs. COL
6 Home Run Game	7/12/2024 vs. TOL
7+ Home Run Game	7, 8/9/2023 vs. IOW
3 Home Runs, One Inning	7/28/2023 @ COL
4+ Home Runs, One Inning	4, 8/9/2023 vs. IOW

INDIVIDUAL PITCHING

FOR THE STORM CHASERS

SPLIT	PLAYER, GAME
No-Hitter	-
Complete Game	Arnaldo Hernandez, 9.0, 8/15/2018 vs. OKC
Complete Game, 1-Hitter	Luis Mendoza, 9.0, 7/18/2011 @ MEM
Complete Game, 2-Hitter	Arnaldo Hernandez, 7.0, 7/21/2018 vs. RR
Complete Game Shutout	Jake Kalish, 7.0, 7/2/2018 vs. NAS
10+ Strikeout Game	Luinder Avila, 11, 4/1/2025 vs. LOU
15+ Strikeout Game	-
4+ Strikeouts In An Inning	Walter Pennington, 4, 8/22/2023 vs. STP

AGAINST THE STORM CHASERS

SPLIT	PLAYER, GAME
No-Hitter	Dustin Nippert, 7.0, 6/29/2008 vs. OKL
Complete Game	Daniel Ponce de Leon, 9.0, 7/15/2018 vs. MEM
Complete Game, 1-Hitter	Daniel Ponce de Leon, 9.0, 7/15/2018 vs. MEM
Complete Game, 2-Hitter	Michael McGreevy, 7.0, 9/5/2024 @ MEM (G2)
Complete Game Shutout	Doug Nikhazy, 7.0, 6/28/2024 @ COL (G2)
10+ Strikeout Game	Michael McGreevy, 10, 9/5/2024 @ MEM (G2)
15+ Strikeout Game	-
4+ Strikeouts In An Inning	Eric Hull, 4, 8/4/2007 vs. LV

2025 STORM CHASER QUALITY STARTS (2)

STARTER (# IN 2025) GAME		DEC	IP	H	R	ER	HR	HB	BB	IBB	SO	WP	BK	GIDP	TBF	% K/BF	NP-S	S%	FPS	FPS%	P/IP	CATCHER	
1.	Luinder Avila (1)	4/6 vs. Louisville	-	6.0	6	2	2	0	0	2	0	5	0	1	0	25	20.0%	81 - 52	64.20%	15	60.00%	13.50	Tresh
2.	Noah Cameron (1)	4/8 @ St. Paul	W	6.0	2	0	0	0	0	1	0	5	0	0	0	21	23.8%	78 - 50	64.10%	10	47.62%	13.00	O'Keefe

2025 REHAB ASSIGNMENTS WITH OMAHA (0)

HITTING (0)

PLAYER	<i>INJURY</i>	DATES	AVG	G	AB	R	H	TB	2B	3B	HR	RBI	BB	IBB	SO	SB	CS	OBP	SLG	OPS	PA	SAC	SF	HBP	GIDP
--------	---------------	-------	-----	---	----	---	---	----	----	----	----	-----	----	-----	----	----	----	-----	-----	-----	----	-----	----	-----	------

PITCHING (0)

PLAYER	<i>INJURY</i>	DATES	W	L	ERA	G	GS	CG	SHO	GF	HLD	SV	SVO	IP	H	R	ER	HR	HB	BB	IBB	SO	AVG	WP	BK	GIDP	TBF
--------	---------------	-------	---	---	-----	---	----	----	-----	----	-----	----	-----	----	---	---	----	----	----	----	-----	----	-----	----	----	------	-----

2025 STORM CHASER AWARD WINNERS (2)

INTERNATIONAL LEAGUE PLAYER OF THE WEEK (1)

PLAYER	DATES	AVG	G	AB	PA	R	H	TB	2B	3B	HR	RBI	BB	IBB	SO	SB	CS	OBP	SLG	OPS	SAC	SF	HBP	GDP
Drew Waters	March 31 - April 6	.526	5	19	23	5	10	20	2	1	2	7	4	0	4	2	0	.609	1.053	1.662	0	0	0	0

INTERNATIONAL LEAGUE PITCHER OF THE WEEK (1)

PLAYER	DATES	W	L	ERA	G	GS	CG	SHO	GF	HLD	SV	SVO	IP	H	R	ER	HR	HB	BB	IBB	SO	WHIP	AVG	WP	BK	GDP
Tyson Guerrero	March 31 - April 6	1	0	0.00	1	1	0	0	0	0	0	0	5.0	0	0	0	0	0	0	0	7	0.00	.000	0	0	0







INTERNATIONAL LEAGUE PLAYER OF THE MONTH (0)

PLAYER	DATES	AVG	G	AB	PA	R	H	TB	2B	3B	HR	RBI	BB	IBB	SO	SB	CS	OBP	SLG	OPS	SAC	SF	HBP	GDP
--------	-------	-----	---	----	----	---	---	----	----	----	----	-----	----	-----	----	----	----	-----	-----	-----	-----	----	-----	-----













INTERNATIONAL LEAGUE PITCHER OF THE MONTH (0)

PLAYER	DATES	W	L	ERA	G	GS	CG	SHO	GF	HLD	SV	SVO	IP	H	R	ER	HR	HB	BB	IBB	SO	WHIP	AVG	WP	BK	GDP
--------	-------	---	---	-----	---	----	----	-----	----	-----	----	-----	----	---	---	----	----	----	----	-----	----	------	-----	----	----	-----



















[illegible]

GM #	JUNE	OPPONENT	SCORE	RECORD	STANDINGS, LG	WIN	LOSS	SAVE	TEMP.	1ST PITCH	TIME	ATT.	HOME ATT.	OMAHA				OPPONENT			
														R	H	E	LO	R	H	E	LO
76.	6/24	 @ Indianapolis								6:05 PM CT											
77.	6/25	 @ Indianapolis								12:35 PM CT											
78.	6/26	 @ Indianapolis								6:05 PM CT											
79.	6/27	 @ Indianapolis								6:05 PM CT											
80.	6/28	 @ Indianapolis								6:05 PM CT											
81.	6/29	 @ Indianapolis								12:35 PM CT											

























[illegible]**ALL-STAR BREAK (JULY 14-17)**

ALL-STAR BREAK (JULY 14-17)					
94.	7/18		@ Buffalo	5:35 PM CT	
95.	7/19		@ Buffalo	5:35 PM CT	
96.	7/20		@ Buffalo	12:05 PM CT	
97.	7/22		@ Syracuse	5:35 PM CT	
98.	7/23		@ Syracuse	5:35 PM CT	
99.	7/24		@ Syracuse	5:35 PM CT	
100.	7/25		@ Syracuse	5:35 PM CT	
101.	7/26		@ Syracuse	5:35 PM CT	
102.	7/27		@ Syracuse	12:05 PM CT	
103.	7/29		LOUISVILLE	7:05 PM CT	
104.	7/30		LOUISVILLE	12:05 PM CT	
105.	7/31		LOUISVILLE	7:05 PM CT	

























														OMAHA	OPPONENT
GM #	AUG.	OPPONENT	SCORE	RECORD	STANDINGS, LG	WIN	LOSS	SAVE	TEMP.	1st PITCH	TIME	ATT.	HOME ATT.	R H E LO	R H E LO
106.	8/1	Louisville								7:05 PM CT					
107.	8/2	Louisville								6:05 PM CT					
108.	8/3	Louisville								5:05 PM CT					
109.	8/5	@ Indianapolis								5:35 PM CT					
110.	8/6	@ Indianapolis								12:35 PM CT					
111.	8/7	@ Indianapolis								5:35 PM CT					
112.	8/8	@ Indianapolis								6:05 PM CT					
113.	8/9	@ Indianapolis								5:35 PM CT					
114.	8/10	@ Indianapolis								12:35 PM CT					
115.	8/12	St. Paul								6:35 PM CT					
116.	8/13	St. Paul								6:35 PM CT					
117.	8/14	St. Paul								6:35 PM CT					
118.	8/15	St. Paul								6:35 PM CT					
119.	8/16	St. Paul								6:05 PM CT					
120.	8/17	St. Paul								5:05 PM CT					
121.	8/19	@ Columbus								5:15 PM CT					
122.	8/20	@ Columbus								5:15 PM CT					
123.	8/21	@ Columbus								11:05 AM CT					
124.	8/22	@ Columbus								6:05 PM CT					
125.	8/23	@ Columbus								4:05 PM CT					
126.	8/24	@ Columbus								12:05 PM CT					
127.	8/26	Lehigh Valley								6:35 PM CT					
128.	8/27	Lehigh Valley								6:35 PM CT					
129.	8/28	Lehigh Valley								6:35 PM CT					
130.	8/29	Lehigh Valley								6:35 PM CT					
131.	8/30	Lehigh Valley								6:05 PM CT					
132.	8/31	Lehigh Valley								5:05 PM CT					

														OMAHA				OPPONENT			
GM #	SEPT.	OPPONENT	SCORE	RECORD	STANDINGS, LG	WIN	LOSS	SAVE	TEMP.	1ST PITCH	TIME	ATT.	HOME ATT.	R	H	E	LO	R	H	E	LO
133.	9/2	 @ Iowa								6:38 PM CT											
134.	9/3	 @ Iowa								12:08 PM CT											
135.	9/4	 @ Iowa								12:08 PM CT											
136.	9/5	 @ Iowa								7:08 PM CT											
137.	9/6	 @ Iowa								6:08 PM CT											
138.	9/7	 @ Iowa								1:08 PM CT											
139.	9/9	 CHARLOTTE								12:05 PM CT											
140.	9/10	 CHARLOTTE								6:35 PM CT											
141.	9/11	 CHARLOTTE								6:35 PM CT											
142.	9/12	 CHARLOTTE								6:35 PM CT											
143.	9/13	 CHARLOTTE								6:05 PM CT											
144.	9/14	 CHARLOTTE								2:05 PM CT											
145.	9/16	 @ Columbus								5:15 PM CT											
146.	9/17	 @ Columbus								5:15 PM CT											
147.	9/18	 @ Columbus								5:15 PM CT											
148.	9/19	 @ Columbus								6:05 PM CT											
149.	9/20	 @ Columbus								4:05 PM CT											
150.	9/21	 @ Columbus								12:05 PM CT											

HITTING

SERIES	OPPONENT	DATES	AVG	G	AB	R	H	TB	2B	3B	HR	RBI	BB	IBB	SO	SB	CS	OBP	SLG	OPS	PA	SAC	SF	HBP	GIDP
SERIES 1	 @ Iowa	3/28 - 3/30	.258	2	66	15	17	27	4	0	2	14	14	0	25	9	0	.390	.409	.799	84	2	1	1	0
SERIES 2	 LOUISVILLE	4/1 - 4/6	.250	6	196	33	49	94	8	2	11	27	30	0	53	5	1	.353	.480	.833	234	2	3	3	7
SERIES 3	 @ St. Paul	4/8 - 4/13																							
SERIES 4	 NORFOLK	4/15 - 4/20																							
SERIES 5	 @ Toledo	4/22 - 4/27																							
SERIES 6	 INDIANAPOLIS	4/29 - 5/4																							
SERIES 7	 @ Louisville	5/6 - 5/11																							
SERIES 8	 COLUMBUS	5/13 - 5/18																							
SERIES 9	 @ Salt Lake	5/20 - 5/25																							
SERIES 10	 ST. PAUL	5/27 - 6/1																							
SERIES 11	 IOWA	6/3 - 6/8																							
SERIES 12	 @ Toledo	6/10 - 6/15																							
SERIES 13	 DURHAM	6/17 - 6/22																							
SERIES 14	 @ Indianapolis	6/24 - 6/29																							
SERIES 15	 @ Iowa	7/1 - 7/3																							
SERIES 16	 IOWA	7/4 - 7/6																							
SERIES 17	 TOLEDO	7/8 - 7/13																							
SERIES 18	 @ Buffalo	7/18 - 7/20																							
SERIES 19	 @ Syracuse	7/22 - 7/27																							
SERIES 20	 LOUISVILLE	7/29 - 8/3																							
SERIES 21	 @ Indianapolis	8/5 - 8/10																							
SERIES 22	 ST. PAUL	8/12 - 8/17																							
SERIES 23	 @ Columbus	8/19 - 8/24																							
SERIES 24	 LEHIGH VALLEY	8/26 - 8/31																							
SERIES 25	@ Iowa	9/2 - 9/7																							
SERIES 26	CHARLOTTE	9/9 - 9/14																							
SERIES 27	@ Columbus	9/16 - 9/21																							

PITCHING




























SERIES	OPPONENT	DATES	W	L	ERA	G	GS	CG	SHO	GF	HLD	SV	SVO	IP	H	R	ER	HR	HB	BB	IBB	SO	AVG	WP	BK	GIDP
SERIES 1	 @ Iowa	3/28 - 3/30	1	1	6.88	2	2	0	0	2	0	0	0	17.0	20	13	13	3	1	7	0	18	.294	1	0	2
SERIES 2	 LOUISVILLE	4/1 - 4/6	3	3	4.09	6	6	0	0	6	2	0	3	55.0	47	29	25	4	4	26	0	62	.226	6	1	2
SERIES 3	 @ St. Paul	4/8 - 4/13																								
SERIES 4	 NORFOLK	4/15 - 4/20																								
SERIES 5	 @ Toledo	4/22 - 4/27																								
SERIES 6	 INDIANAPOLIS	4/29 - 5/4																								
SERIES 7	 @ Louisville	5/6 - 5/11																								
SERIES 8	 COLUMBUS	5/13 - 5/18																								
SERIES 9	 @ Salt Lake	5/20 - 5/25																								
SERIES 10	 ST. PAUL	5/27 - 6/1																								
SERIES 11	 IOWA	6/3 - 6/8																								
SERIES 12	 @ Toledo	6/10 - 6/15																								
SERIES 13	 DURHAM	6/17 - 6/22																								
SERIES 14	 @ Indianapolis	6/24 - 6/29																								
SERIES 15	 @ Iowa	7/1 - 7/3																								
SERIES 16	 IOWA	7/4 - 7/6																								
SERIES 17	 TOLEDO	7/8 - 7/13																								
SERIES 18	 @ Buffalo	7/18 - 7/20																								
SERIES 19	 @ Syracuse	7/22 - 7/27																								
SERIES 20	 LOUISVILLE	7/29 - 8/3																								
SERIES 21	 @ Indianapolis	8/5 - 8/10																								
SERIES 22	 ST. PAUL	8/12 - 8/17																								
SERIES 23	 @ Columbus	8/19 - 8/24																								
SERIES 24	 LEHIGH VALLEY	8/26 - 8/31																								
SERIES 25	@ Iowa	9/2 - 9/7																								
SERIES 26	CHARLOTTE	9/9 - 9/14																								
SERIES 27	@ Columbus	9/16 - 9/21																								

SERIES WINS: 0 (0 at Home, 0 on Road)




























SERIES LOSSES: 0 (0 at Home, 0 on Road)

SERIES SPLITS: 2 (1 at Home, 1 on Road)

STARTING PITCHERS

SERIES	OPPONENT	DATES	W	L	ERA	G	CG	SHO	IP	H	R	ER	2B	3B	HR	TB	BB	IBB	SO	WHIP	AVG	HBP	WP	BK	GDP	K/BB	NP	NS	TBF
SERIES 1	 @ Iowa	3/28 - 3/30	0	1	14.14	2	0	0	7.0	14	11	11	3	0	2	23	5	0	10	2.71	.424	1	1	0	0	2.00	147	82	39
SERIES 2	 LOUISVILLE	4/1 - 4/6	2	1	2.48	6	0	0	32.2	18	10	9	2	0	2	26	9	0	39	0.83	.161	1	0	1	2	4.33	452	297	123
SERIES 3	 @ St. Paul	4/8 - 4/13																											
SERIES 4	 NORFOLK	4/15 - 4/20																											
SERIES 5	 @ Toledo	4/22 - 4/27																											
SERIES 6	 INDIANAPOLIS	4/29 - 5/4																											
SERIES 7	 @ Louisville	5/6 - 5/11																											
SERIES 8	 COLUMBUS	5/13 - 5/18																											
SERIES 9	 @ Salt Lake	5/20 - 5/25																											
SERIES 10	 ST. PAUL	5/27 - 6/1																											
SERIES 11	 IOWA	6/3 - 6/8																											
SERIES 12	 @ Toledo	6/10 - 6/15																											
SERIES 13	 DURHAM	6/17 - 6/22																											
SERIES 14	 @ Indianapolis	6/24 - 6/29																											
SERIES 15	 @ Iowa	7/1 - 7/3																											
SERIES 16	 IOWA	7/4 - 7/6																											
SERIES 17	 TOLEDO	7/8 - 7/13																											
SERIES 18	 @ Buffalo	7/18 - 7/20																											
SERIES 19	 @ Syracuse	7/22 - 7/27																											
SERIES 20	 LOUISVILLE	7/29 - 8/3																											
SERIES 21	 @ Indianapolis	8/5 - 8/10																											
SERIES 22	 ST. PAUL	8/12 - 8/17																											
SERIES 23	 @ Columbus	8/19 - 8/24																											
SERIES 24	 LEHIGH VALLEY	8/26 - 8/31																											
SERIES 25	 @ Iowa	9/2 - 9/7																											
SERIES 26	 CHARLOTTE	9/9 - 9/14																											
SERIES 27	 @ Columbus	9/16 - 9/21																											

RELIEVERS

SERIES	OPPONENT	DATES	W	L	ERA	G	HLD	SV	SVO	IP	H	R	ER	2B	3B	HR	TB	BB	IBB	SO	WHIP	AVG	HBP	WP	BK	GDP	K/BB	NP	NS	TBF	IR	IRS
SERIES 1	 @ Iowa	3/28 - 3/30	1	0	1.80	2	0	0	0	10.0	6	2	2	2	0	1	11	2	0	8	0.80	.171	0	0	0	2	4.00	125	87	37	4	0
SERIES 2	 LOUISVILLE	4/1 - 4/6	1	2	6.45	6	2	0	3	22.1	29	19	16	7	1	2	44	17	0	23	2.06	.302	3	6	0	0	1.35	457		117	10	5
SERIES 3	 @ St. Paul	4/8 - 4/13																														
SERIES 4	 NORFOLK	4/15 - 4/20																														
SERIES 5	 @ Toledo	4/22 - 4/27																														
SERIES 6	 INDIANAPOLIS	4/29 - 5/4																														
SERIES 7	 @ Louisville	5/6 - 5/11																														
SERIES 8	 COLUMBUS	5/13 - 5/18																														
SERIES 9	 @ Salt Lake	5/20 - 5/25																														
SERIES 10	 ST. PAUL	5/27 - 6/1																														
SERIES 11	 IOWA	6/3 - 6/8																														
SERIES 12	 @ Toledo	6/10 - 6/15																														
SERIES 13	 DURHAM	6/17 - 6/22																														
SERIES 14	 @ Indianapolis	6/24 - 6/29																														
SERIES 15	 @ Iowa	7/1 - 7/3																														
SERIES 16	 IOWA	7/4 - 7/6																														
SERIES 17	 TOLEDO	7/8 - 7/13																														
SERIES 18	 @ Buffalo	7/18 - 7/20																														
SERIES 19	 @ Syracuse	7/22 - 7/27																														
SERIES 20	 LOUISVILLE	7/29 - 8/3																														
SERIES 21	 @ Indianapolis	8/5 - 8/10																														
SERIES 22	 ST. PAUL	8/12 - 8/17																														
SERIES 23	 @ Columbus	8/19 - 8/24																														
SERIES 24	 LEHIGH VALLEY	8/26 - 8/31																														
SERIES 25	 @ Iowa	9/2 - 9/7																														
SERIES 26	 CHARLOTTE	9/9 - 9/14																														
SERIES 27	 @ Columbus	9/16 - 9/21																														

2025 STORM CHASERS BY MONTH

HITTING

MONTH	AVG	G	AB	R	H	TB	2B	3B	HR	RBI	BB	IBB	SO	SB	CS	OBP	SLG	OPS	SAC	SF	HBP	GIDP	LOB
MARCH	.258	2	66	15	17	27	4	0	2	14	14	0	25	9	0	.390	.409	.799	2	1	1	0	15
APRIL	.242	7	227	36	55	101	9	2	11	30	35	0	66	11	1	.346	.445	.791	3	4	3	7	52
MAY																							
JUNE																							
JULY																							
AUGUST																							
SEPTEMBER																							
TOTAL	.246	9	293	51	72	128	13	2	13	44	49	0	91	20	1	.356	.437	.793	5	5	4	7	67

PITCHING

MONTH	W	L	ERA	G	GS	CG	SHO	GF	HLD	SV	SVO	IP	H	R	ER	HR	HB	BB	SO	WP	BK	WHIP	AVG
MARCH	1	1	6.88	2	2	0	0	2	0	0	0	17.0	20	13	13	3	1	7	18	1	0	1.59	.294
APRIL	4	3	3.52	7	7	0	1	7	3	1	4	64.0	49	29	25	4	4	29	70	6	1	1.22	.207
MAY																							
JUNE																							
JULY																							
AUGUST																							
SEPTEMBER																							
TOTAL	5	4	4.22	9	9	0	1	9	3	1	4	81.0	69	42	38	7	5	36	88	7	1	1.30	.226

STARTING PITCHERS

MONTH	W	L	ERA	G	GS	CG	SHO	QS	IP	H	R	ER	HR	HBP	BB	SO	WP	BK	WHIP	AVG	TBF	BR	BRS
MARCH	0	1	14.14	2	2	0	0	0	7.0	14	11	11	2	1	5	10	1	0	2.71	.424	39	3	0
APRIL	3	1	2.09	7	7	0	0	2	38.2	20	10	9	2	1	10	44	0	1	0.78	.152	144	1	1
MAY																							
JUNE																							
JULY																							
AUGUST																							
SEPTEMBER																							
TOTAL	3	2	3.94	9	9	0	0	2	45.2	34	21	20	4	2	15	54	1	1	1.07	.206	183	4	1

RELIEF PITCHERS

MONTH	W	L	ERA	G	GF	HLD	SV	SVO	IP	H	R	ER	HR	HBP	BB	SO	WP	BK	WHIP	AVG	TBF	IR	IRS
MARCH	1	0	1.80	2	2	0	0	0	10.0	6	2	2	1	0	2	8	0	0	0.8	.171	37	4	0
APRIL	1	2	5.68	7	7	3	1	4	25.1	29	19	16	2	3	19	26	6	0	1.89	.276	128	10	5
MAY																							
JUNE																							
JULY																							
AUGUST																							
SEPTEMBER																							
TOTAL	2	2	4.58	9	9	3	1	4	35.1	35	21	18	3	3	21	34	6	0	1.58	.250	165	14	5

2025 STORM CHASERS BY HALF

HITTING

[illegible]

PITCHING

[illegible]

STARTING PITCHERS

[illegible]

RELIEF PITCHERS

[illegible]

#	PITCHERS	ACTIVE DATES	CURRENT TEAM (IF NOT OMAHA)
25	Luinder Avila	3/28-	
62	Jonathan Bowlan	3/28-	
52	Noah Cameron	3/28-	
63	Eric Cerantola	4/8-	
56	Chandler Champlain	3/28-	
45	Taylor Clarke	3/28-	
54	Austin Cox	3/28-	
46	Steven Cruz	3/28-	
40	Junior Fernandez	3/28-	
16	Tyson Guerrero	3/28-	
37	Thomas Hatch	3/28-	
57	Andrew Hoffmann	3/28-	
47	Cruz Noriega	3/28-	
43	Anthony Simonelli	3/28-	
22	Evan Sisk	3/28-	
58	Jacob Wallace	3/28-4/6	Omaha Development List
#	CATCHERS	ACTIVE DATES	CURRENT TEAM (IF NOT OMAHA)
60	Luke Maile	3/28-	
33	Brian O'Keefe	3/28-	
11	Luca Tresh	3/28-	
#	INFIELDERS	ACTIVE DATES	CURRENT TEAM (IF NOT OMAHA)
1	Harold Castro	3/28-	
24	Cam Devanney	3/28-	
0	Nick Gordon	4/8-	
14	Jordan Groshans	3/31-4/6	Northwest Arkansas (AA)
12	Nick Loftin	3/28-	
32	Nick Pratto	3/28-	
3	Tyler Tolbert	3/28-3/30	KANSAS CITY ROYALS
#	OUTFIELDERS	ACTIVE DATES	CURRENT TEAM (IF NOT OMAHA)
28	Tyler Gentry	3/28-	
2	John Rave	3/28-	
17	Nelson Velázquez	3/28-	
8	Drew Waters	3/28-4/8	KANSAS CITY ROYALS
19	Joey Wiemer	3/28-	

Active Players in Bold

Rehab Appearances in Red

OMAHA FRANCHISE RETIRED NUMBERS

5

GEORGE BRETT – Omaha Royals Infielder (1973-1974)

Number Retired Across Royals Organization

10

DICK HOWSER – Kansas City Royals Manager (1981-1987)

Number Retired Across Royals Organization

20

FRANK WHITE – Omaha Royals Infielder (1973)

Number Retired Across Royals Organization

23

MIKE JIRSCHELE – Omaha Manager (1995-1997, 2003-2013, 2023-Present)

27

BRIAN POLDBERG – Omaha Manager (2014-2021)

31

JACK MCKEON – Inaugural Omaha Manager (1969-1973)

42

JACKIE ROBINSON – First Black player in MLB history

Number Retired Across Baseball

QUICK FACTS	
GENERAL INFORMATION	
Location.....	Papillion, Nebraska
Founded.....	2011 (1969-2010: Omaha Royals/Golden Spikes)
Colors.....	Royal Blue (PMS 288), Gold (PMS 872), Light Blue (PMS 292)
League.....	International League (Since 2021)
Ownership.....	Diamond Baseball Holdings (Since 2024)
President.....	Martie Cordaro
TEAM INFORMATION	
2024 Overall Record.....	89-59 (.601 / 1 st in IL)
2024 1st Half Record.....	49-24 (.671 / 1 st in IL)
2024 2nd Half Record.....	40-35 (.533 / 6 th in IL)
Overall Franchise Record.....	3,916-3,887 (.502)
Storm Chasers Record (2011-Pres.).....	941-907 (.509)
Home Record (Werner Park).....	493-431 (.534)
International League Record (2021-Pres.).....	301-270 (.527)
Franchise Playoff Record.....	57-56 (.504)
STADIUM INFORMATION	
Facility.....	Werner Park (Since November 11, 2010)
Year Opened.....	2011
First Storm Chasers Game.....	April 16, 2011 vs. Nashville Sounds
Capacity.....	9,023 (6,254 Fixed Seats)
Dimensions.....	LF 310, CF 402, RF 315
FIELD AND SUPPORT STAFF	
Manager.....	#23 Mike Jirscbele (17 th Year in Omaha, 34 th with KC)
All Time Managerial Record.....	1,375-1,274 (.519)
Managerial Record with Omaha.....	1,157-1,158 (.499)
Pitching Coach.....	Dane Johnson (6 th Year in Omaha, 6 th with KC)
Asst. Pitching Coach.....	Dave Lundquist (2 nd Year in Omaha, 2 nd with KC)
Hitting Coach.....	Bijan Rademacher (3 rd Year in Omaha, 3 rd with KC)
Bench/Asst. Hitting Coach.....	#51 Darin Everson (1 st Year in Omaha, 1 st with KC)
Bench/1st Base Coach.....	#13 Pat Osborn (1 st Year in Omaha, 1 st with KC)
Athletic Trainer.....	James Stone (7 th Year in Omaha, 16 th with KC)
Strength & Conditioning.....	Amanda Gallone (1 st Year in Omaha, 1 st with KC)
Clubhouse Coordinator.....	Mike Brown (17 th Year in Omaha, 17 th with KC)

ROSTER BREAKDOWN	
Age 23.....	1
Age 24.....	1
Age 25.....	5
Age 26.....	4
Age 27.....	4
Age 28.....	3
Age 29.....	1
Age 30.....	1
Age 31.....	3
Age 32.....	0
Age 33.....	0
Age 34.....	1
Average Age.....	27 Years 54 Days
Median Age.....	26
Native of Canada.....	1
Native of Dominican Republic.....	2
Native of Puerto Rico.....	1
Native of United States.....	20
Native of Venezuela.....	3
Acquired by Royals via Free Agency.....	9
(Major League).....	0 (Undrafted).....0
(Minor League).....	7 (International).....2
Acquired by Royals via Trade.....	7
Acquired by Royals via First Year Player Draft.....	10
(High School).....	1 (Rounds 1-5).....6 (2017-18 Drafts).....2
(2nd Year/College).....	0 (Rounds 6-10).....1 (2019 Draft).....1
(3rd Year/College).....	9 (Rounds 11-20).....3 (2020 Draft).....2
(4th+ Year/College).....	0 (Rounds 21-40).....0 (2021 Draft).....5

PRO-NUN-SEE-AY-SHUNS	
PLAYERS	
17 NELSON VELÁZQUEZ.....	veh-LAZZ-kezz
19 JOEY WIEMER.....	WEE-mer
24 CAM DEVANNEY.....	duh-VAY-nee
25 LUINDER AVILA.....	loo-IN-durr AH-vee-lah
32 NICK PRATTO.....	praw-toh
43 ANTHONY SIMONELLI.....	SY-MON-ell-ee
47 CRUZ NORIEGA.....	nor-ee-AY-ga
56 CHANDLER CHAMPLAIN.....	sham-plain
60 LUKE MAILE.....	MAY-lee
62 JONATHAN BOWLAN.....	boh-lin
63 ERIC CERANTOLA.....	sair-ann-TOE-la
COACHES	
23 MIKE JIRSCHELE.....	jursh-LEE
51 DARIN EVERSON.....	EE-ver-son
DAVID LUNDQUIST.....	LUND-kwist
BIJAN RADEMACHER.....	bee-ZHON RAH-de-moch-err

2025 UNIFORM RECORDS

STANDARD UNIFORMS (AUTHENTIC COLLECTION)					SPECIALTY/THEME UNIFORMS							
Blue Vortex (1-2) Home: 1-2 Road: 0-0	Blue O-Bolt (3-1) Home: 2-0 Road: 2-1	Powder SC (1-1) Home: 1-1 Road: 0-0	Powder O (0-0) Home: 0-0 Road: 0-0	Black O-Bolt Home: 0-0 Road: 0-0	Throwback Home: 0-0 Road: 0-0	Patriotic (0-0) Home: 0-0 Road: 0-0	Runza Home: 0-0 Road: 0-0	Oat Milkers Home: 0-0 Road: 0-0				
Home White (1-2) Home: 1-2 Road: 0-0	Road Grey (1-1) Home: 0-0 Road: 1-1	Blue O-Bolt (2-0) Home: 1-0 Road: 1-0	Powder Blue (1-1) Home: 1-1 Road: 0-0	Black O-Bolt (0-0) Home: 0-0 Road: 0-0	Community Home: 0-0 Road: 0-0	Throwback Home: 0-0 Road: 0-0	Patriotic Home: 0-0 Road: 0-0	Runza Home: 0-0 Road: 0-0	Oat Milkers Home: 0-0 Road: 0-0	Star Wars Home: 0-0 Road: 0-0	Salute to Corn Home: 0-0 Road: 0-0	Harry Potter Home: 0-0 Road: 0-0

RECENT TRANSACTIONS

- 3/27 Kansas City Royals announce 2025 Breaking Roster
- 3/31 - INF Tyler Tolbert selected by KANSAS CITY
- 4/1 + INF Jordan Groshans transferred from NW Arkansas (AA)
- 4/5 + INF Nick Gordon acquired via trade from Baltimore, assigned to Omaha
- 4/7 + RHP Eric Cerantola reinstated from Injured List
- INF Jordan Groshans transferred to NW Arkansas (AA)
- RHP Jacob Wallace placed on Omaha's Development List
- 4/9 - OF Drew Waters recalled by KANSAS CITY

29 DIFFERENT PLAYERS HAVE APPEARED IN A GAME FOR OMAHA IN 2025: 15 HITTERS, 14 PITCHERS

2025 BREAKING ROSTER

Pitchers (15): RHP Luinder Avila, RHP Jonathan Bowlan, LHP Noah Cameron, RHP Chandler Champlain, RHP Taylor Clarke, LHP Austin Cox, RHP Steven Cruz, RHP Junior Fernandez, LHP Tyson Guerrero, RHP Thomas Hatch, RHP Andrew Hoffmann, RHP Cruz Noriega, RHP Anthony Simonelli, LHP Evan Sisk, RHP Jacob Wallace

Catchers (3): Luke Maile, Brian O'Keefe, Luca Tresh

Infielders (5): Harold Castro, Cam Devanney, Nick Loftin, Nick Pratto, Tyler Tolbert

Outfielders (5): Tyler Gentry, John Rave, Nelson Velázquez, Drew Waters, Joey Wiemer

		RUNS SCORED																											
		0	1	2	3	4	5	6	7	8	9	10	11	12	13	14	15	16	17	18	19	20	21	22	23	24	25		
RUNS ALLOWED	0		24	26	27	20	22	10	11	7	9	5	1		1		1				1								
	1	14		60	42	42	38	33	31	12	13	7	9	1	3	4	2	1			1								
	2	22	48		82	65	44	39	26	20	14	7	8	2	4	2	1												
	3	27	49	95		75	55	38	35	35	17	8	7	5	4	4	1	1		1		2							
	4	20	48	77	85		67	45	27	17	14	18	5	6	2	4	2			1				1					
	5	25	36	48	55	88		63	30	21	16	8	13	8			3	1	2							1			
	6	14	22	34	45	48	57		37	21	17	18	2	3	5	4	1	2	1			1							
	7	11	22	22	24	25	38	33		21	9	13	6	3	6	1	1		1										
	8	11	16	19	26	21	29	22	29		9	7	8	1	6			2	1										
	9	5	11	23	22	27	17	9	10	15		11	5	4	2		2	2	1	1									
	10	5	4	7	16	15	16	9	6	5	5		8	2	2	2	1												
	11	2	5	4	10	8	9	9	4	3	1	3		3		1	2	1	1										
	12	3	2	3	9	6	4	6	4	2	3	3	7			1	1												
	13	1	2	4	2	6	2	3	5	1	3		2	3						1									
	14	3	2	2	5	3	2	3	2	2	2		2	1					1										
	15				1	1	2	2	3	1		1																	
	16	1	1	1	2	1		1																					
	17				1		1							1															
	18						1																						
	19										1																		
	20		1			1				1																			
	21				1																								
	22						1					1																	
	23									1																			
	24																												
	25																												

Scorigami: A portmanteau of score and origami, a scorigami is a scoring combination that has never happened before in a team, sport or league's history. The term was originated by SB Nation writer Jon Bois for NFL scores.

Above is a matrix of every final score that has happened in a Triple-A Omaha game since 2000. Green squares represent Omaha wins, while red squares represent Omaha losses. The number inside the square refers to the number of times that result has occurred. Empty squares represent a scoring combination or result that has not happened.

Since 2000, there are **58** results in Triple-A Omaha games that have only happened once. **34** of those results (wins or losses) are a true scorigami, a scoring combination that has only happened once. Recent scorigami occurrences are listed to the right, with true scorigamis in bold.

RECENT SCORIGAMI OCCURRENCES

SCORE	GAME
W, 16-3	August 10, 2024 vs. Iowa Cubs
W, 18-4	July 13, 2024 vs. Toledo Mud Hens
W, 18-9	April 11, 2024 vs. Gwinnett Stripers
L, 20-1	August 9, 2023 vs. Iowa Cubs
W, 15-7	June 8, 2023 @ Indianapolis Indians
W, 12-1	April 1, 2023 @ Indianapolis Indians
L, 19-9	September 11, 2022 vs. Indianapolis
L, 18-6	September 1, 2022 @ St. Paul Saints