

OMAHA STORM CHASERS GAME NOTES

AT GWINNETT STRIPERS

LHP Cole Ragans (0-1, 9.64 ERA) @ LHP Jared Shuster (2-1, 4.60 ERA)

Friday, July 7, 2023 | Game #82 | Road Game #39

6:05 CT/7:05 ET First Pitch | Coolray Field | Lawrenceville, Georgia

Radio: stormchasers.mixlr.com | TV: [Bally Live](http://BallyLive.com), MiLB.TV

2-7 / 40-41

3-6 / 36-48

Omaha Storm Chasers | 12356 Ballpark Way, Papillion, Nebraska 68046 | (402) 738-5100 | OmahaStormChasers.com | @OMASstormChasers

UPCOMING SCHEDULE & PROBABLE PITCHERS

UPCOMING GAMES

OPPONENT

TIME (CT)

PROBABLE PITCHERS

Saturday, July 8
Sunday, July 9
Monday, July 10
Tuesday, July 11





@ Gwinnett
@ Gwinnett
OFF
OFF

5:05 p.m. CT
12:05 p.m. CT

LHP Angel Zerpa (0-1, 6.23 ERA) @ RHP Allan Winans (6-3, 2.78 ERA)
RHP Brad Keller (0-1, 6.23 ERA) @ RHP AJ Smith-Shawner (0-2, 5.87 ERA)

THE MATCHUP

(UNDERLINE = MiLB LEADER) (BOLD = TRIPLE-A LEADER) (ITALICS = TRIPLE-A WORST)

			
.268 (15TH) < AVG	.251 (20TH)	5.27 (10TH) < ERA	5.40 (14TH)
465 (11TH) < R	420 (16TH)	1.56 (11TH) WHIP	1.49 (6TH)
729 (15TH) < H	704 (16TH)	.264 (11TH) < AVG	.269 (15TH)
92 (14TH) < HR	82 (18TH)	713.2 (10TH) IP	736.2 (3RD)
370 (15TH) BB	> 406 (6TH)	726 (12TH) < H	770 (17TH)
698 (7TH) K	> 689 (14TH)	460 (8TH) < R	486 (17TH)
154 (1ST) < SB	126 (2ND)	112 (14TH) HR	> 97 (8TH)
.361 (9TH) < OBP	.351 (15TH)	386 (11TH) BB	> 329 (2ND)
.445 (10TH) < SLG	.400 (19TH)	714 (14TH) K	> 716 (11TH)
.806 (10TH) < OPS	.751 (19TH)	1 (16TH) SHO	> 4 (6TH)

ALL-TIME vs. Stripers..... 1-8 (.111)
ALL-TIME at Omaha..... 1-5 (.167)
ALL-TIME at Gwinnett..... 0-3 (.000)

2023 vs. Stripers..... 1-8 (.111)
2023 at Werner Park..... 1-5 (.167)
2023 at Coolray Field..... 0-3 (.000)

DATE	H/R	SCORE	WIN	LOSS	SAVE
4/18	H	L, 4-1	T. Tice	J. Kowar	Y. Rios
4/19	H	L, 6-2	B. Burrows	J. Heasley	-
4/20	H	L, 9-3	B. Moran	M. Castillo	-
4/21	H	L, 7-3	A. Winans	E. Sisk	-
4/22	H	L, 5-2	D. Dodd	A. Núñez	Y. Rios
4/23	H	W, 5-3	M. Mayers	N. Kingham	N. Wittgren
7/4	R	L, 8-1	R. Muñoz	J. Kowar	G. Holmes
7/5	R	L, 3-7 (10)	B. Burrows	B. Kriske	-
7/6	R	L, 9-6	N. Margevicius	E. Sisk	-
7/7	R				
7/8	R				
7/9	R				

STORM CHASERS ON THE RISE

8 Omaha players that appear on a Top-30 Royals prospects ranking

PLAYER (POSITION)	MLB PIPELINE	BASEBALL AMERICA
Tyler Gentry (OF)	Royals No. 6	Royals No. 7
Jonathan Bowlan (RHP)	Royals No. 7	Royals No. 13
Angel Zerpa (LHP) <i>REHAB</i>	Royals No. 9	Royals No. 14
Samad Taylor (INF)	Royals No. 19	Royals No. 25
Will Klein (RHP)	Royals No. 22	Royals No. 23
Tucker Bradley (OF)	Royals No. 26	-
Anthony Veneziano (LHP) -		Royals No. 9
Christian Chamberlain (LHP) -		Royals No. 24



STORM CHASERS PRESS BOX

Game Notes compiled by Nicholas Badders

Credential Requests: nicholasb@omahastormchasers.com

Omaha Storm Chasers gameday information, as well as the 2023 Storm Chasers Media Guide can be found at milb.com/omaha/ballpark/media.

YESTERDAY'S GAME

	1	2	3	4	5	6	7	8	9	R	H	E	LO
 Omaha	3	0	0	0	1	2	0	0	0	6	10	1	4
 Gwinnett	0	0	0	6	1	0	2	0	x	9	6	0	2

WIN: Evan Sisk (2-3) | LOSS: Nick Margevicius (3-2) | SAVE: Grant Holmes (6)

LAWRENCEVILLE, GA. – Despite a three-run first inning and three scoreless frames from starter **James McArthur**, the Omaha Storm Chasers dropped a third straight game to the Gwinnett Stripers, losing 9-6 on Thursday at Coolray Field.

✦ Making the spot start, McArthur carved through the Gwinnett lineup to open the game, allowing just a pair of singles in the 2nd inning with five strikeouts of his nine outs recorded.

✦ McArthur got early run support in the 1st inning, as **Samad Taylor** doubled to open the game, scored on a **Logan Porter** sacrifice fly then **Nate Eaton** delivered a two-run homer that also plated **John Rave** for an early 3-0 lead.

✦ As soon as the game turned to Omaha's bullpen, the night unraveled as it took the combination of lefties **Christian Chamberlain** and **Evan Sisk** to pitch the 4th inning ... the two combined to allow six runs on five walks and one hit – a go-ahead grand slam from Stripers first baseman **Joshua Fuentes** that put Gwinnett ahead at the time, 6-3.

✦ Omaha inched a run closer in the 5th inning with a sacrifice fly from Taylor, then added two in the 6th as **Tucker Bradley** tripled and scored on a two-run homer from **Tyler Gentry** that at the time brought the Chasers within one, 7-6.

✦ The night's originally scheduled starter **Max Castillo** took over in the 5th inning and finished the game off, allowing three runs on a pair of homers in the 5th and 7th innings, otherwise keeping Gwinnett off the board ... he retired eight straight after a home run to his first batter and struck out four over 4.0 innings, on just 59 pitches.

✦ The two-run homer Castillo allowed in the 7th inning put the Stripers up by three and that deficit for Omaha continued into the 9th inning.

✦ A walk to Gentry and single by **Clay Dungan** brought the tying run to the plate with one out in the 9th inning but Omaha couldn't get another run across and fell for the fifth straight game and third consecutive ballgame to Gwinnett, 9-6.

NOTES AND NUGGETS

THAT'S WHAT SPEED DO

The Chasers have 154 steals in 81 games (average 1.90 SB/game) and have been caught 32 times for a success rate of 82.80%.

✦ Omaha's 154 steals are the most of any Triple-A team and 5th in all of Minor League Baseball ... the Clearwater Threshers (Philadelphia Single-A) lead the minors (185) ... **Omaha is 39 steals away from breaking the franchise's single-season record of 192, set in 1986 and need to average 0.59 steals/game the last 66 games of the year.**

✦ The Chasers have stolen at least one base in 56 of 81 games (69.14%), with multiple steals in 41 games and 11 occasions of 5+ steals.

✦ Samad Taylor was optioned back to Omaha Tuesday after he opened the season with Omaha and stole 4 bases Wednesday, his second 4-steal game this year, for 38 steals in 64 games ... he ranks 3rd in the league and 3rd in Triple-A in steals, 9th in MiLB, despite not playing in a Triple-A game between June 16 and July 3.

LET'S RAVE

Since joining the Storm Chasers in mid-June, outfielder **John Rave** has not only been one of Omaha's best hitters, but one of the best hitters in the International League.

✦ Rave has reached in all 18 games he's played since his promotion from Double-A NW Arkansas on June 13, with hits in 16 of 18 ... he's scored a run in 14 straight games and driven in an average of almost 10 runs batted in per game, 17 RBI in 18 games.

✦ Among qualified International League players since June 13, Rave ranks 3rd in batting average (.385), 4th in on-base percentage (.468) and 4th in OPS (1.130) ... his 25 hits, 43 total bases, 11 extra-base hits and 17 runs batted in all lead Omaha since he joined the team on June 13.

✦ Even dating back prior to his promotion, factoring in his last 11 games with the Naturals, Rave has reached base in his last 29 games between AA and AAA, the 4th-longest streak in MiLB ... since May 30, he has a .350 average and .992 OPS.

PUSHING PORTER

While he started off the season slugging in April and slumped in May, catcher **Logan Porter** flipped a switch in June at the plate.

✦ For the first time in over a month, Porter did not reach base in yesterday's game after getting on base in a career-best 30 straight games between May 23 and July 5, the 5th-longest streak in the league this year ... in that stretch, he hit .302 (32-for-106) with a .433 OBP.

✦ After finishing 2022 with the 4th-highest on-base percentage in Minor League Baseball (.442), Porter drew just 15 walks over 40 games between April and May, for a .325 OBP ... in June alone, he drew 22 walks over 21 games and with a .500 OBP last month, to go along with a .348 average (24-for-69) and hits in 17 of 21 games.

THE FUTURE IS HERE

Last week, it was announced pitcher **Will Klein** will represent the Kansas City Royals at the 2023 *SiriusXM* All-Star Futures Game at Seattle's T-Mobile Park on Saturday, July 8.

✦ Klein earned his first promotion to Triple-A on June 13 ... in 7 games with Omaha, he's allowed just 2 earned runs in 9.1 innings (1.93 ERA) and had recorded 16 strikeouts (15.42 K/9).

✦ Klein's fastball has averaged 97.5 mph with Omaha with a team-best 100.7mph fastball in his outing on June 21 @ Rochester ... he's thrown Omaha's 6 fastest pitches this season and 15 of the fastest 20, including 4 over 100.0 mph.

✦ Between the two levels this season, Klein has 60 strikeouts in 38.2 IP (13.97 K/9), the 3rd-highest K/9 among Royals minor league pitchers that have thrown at least 30.0 innings in 2023 ... his 34.5% K% ranks 5th among that same group.

AT A GLANCE

RECENT (L5)

Last 5 Games 0-5
Last 10 Games 3-7
Last 20 Games 11-9

SPLIT SEASON

1st Half 38-34
2nd Half 2-7

HOME/AWAY

Home Games 19-24
Away Games 21-17

TIME OF DAY

Night Games 26-30
Day Games 14-11

MONTH

March 1-0
April 9-15
May 12-14
June 17-7
July 1-5
August
September

OPPONENT

vs. Columbus 6-0
vs. Gwinnett 1-8
vs. Indianapolis 8-0
vs. Iowa 4-6
vs. Louisville 2-4
vs. Memphis 2-4
vs. Nashville 2-4
vs. Rochester 4-2
vs. Scranton/WB 3-3
vs. St. Paul 2-4
vs. Toledo 6-6

DAY OF THE WEEK

on Monday 0-1
on Tuesday 4-9
on Wednesday 5-9
on Thursday 7-7
on Friday 11-3
on Saturday 5-7
on Sunday 8-5

THIS WEEK'S SERIES

Record 0-3
Batting Average (.255)
Runs/Per Game 15/5.0
Home Runs 3
ERA 6.84 (19 ER / 25.0 IP)
Strikeouts (K/9) 25 (9.00)
Saves/Opportunities 0/3



QUICK FACTS

Founded.....	2011 (1969-2010: Omaha Royals)
Colors.....	Royal Blue, Twister Gold, Blackout Black
League.....	International League (Since 2021)
Ownership.....	Alliance Baseball Omaha LLC
General Manager.....	Laurie Schlender (4th Year)
Home Ballpark (Capacity).....	Werner Park (9,023, 6,254 fixed seats)
Dimensions.....	LF- 310 CF- 402 RF- 315

ACTIVE ROSTER BREAKDOWN

Age 23.....	2	Native of Cuba.....	1
Age 24.....	2	Native of United States.....	22
Age 25.....	5	Native of Venezuela.....	4
Age 26.....	6	Acquired by Royals via Free Agency.....	10
Age 27.....	3	(International).....	1
Age 28.....	1	(Minor League) ...	6
Age 29.....	2	(Undrafted).....	3
Age 31.....	1	Acquired by Royals via Trade.....	5
Age 34.....	1	Acquired by Royals via First Year Player Draft.....	13
Average Age.....	26 Years 95 Days	(High School).....	0
Median Age.....	26	(Rounds 1-5).....	7
		(2017 Draft).....	1
		(2nd Year/College).....	1
		(Rounds 6-10).....	3
		(2018 Draft).....	5
		(3rd Year/College).....	10
		(Rounds 11-20).....	1
		(2019 Draft).....	4
		(4th+ Year/College).....	2
		(Rounds 21-40).....	2
		(2020 Draft).....	3

PRO-NUN-SEE-AY-SHUNS

PLAYERS




2 RYAN GOINS.....	(GO-ins)
6 CLAY DUNGAN.....	(duhn-ginn)
11 ADEINY HECHAVARRIA.....	(ah-DAY-nee etch-ah-vah-RIA)
17 ANGELO CASTELLANO.....	(kass-tay-AH-noh)
21 MIKE MAYERS.....	(Myers)
22 JERMAINE PALACIOS.....	(pah-LAH-see-ohs)
25 COLE RAGANS.....	(ray-gins)
31 JONATHAN BOWLAN.....	(boh-lin)
37 JACKSON KOWAR.....	(coh-wahr)
41 ANGEL ZERPA.....	(AHN-hel SAIR-pah)
48 RYAN YARBROUGH.....	(Yahr-bro)
50 MAX CASTILLO.....	(ca-STEE-yo)
55 JONAH DIPOTO.....	(dih-POH-to)
56 ANTHONY VENEZIANO.....	(va-nee-z-ee-ah-no)
58 BROOKS KRISKE.....	(KRIS-kee)
60 JOSÉ BRICEÑO.....	(bree-SEN-yo)

COACHES















23 MIKE JIRSCHLE.....	(jursh-LEE)
33 DAVID NOWORYTA.....	(Nova-REE-tah)
52 BIJAN RADEMACHER.....	(bee-ZHON RAH-de-moch-err)

UNIFORM RECORDS

STANDARD UNIFORMS

 Blue Vortex Home: 6-11 Road: 0-0	 Blue O-Bolt (25-18) Home: 4-1 Road: 21-17	 Powder SC Home: 6-5 Road: 0-0	 Powder O Home: 3-0 Road: 0-0
 Home White Home: 5-10 Road: 0-0	 Road Grey Home: 0-0 Road: 9-8	 Blue O-Bolt (16-11) Home: 4-1 Road: 12-10	 Powder Blue Home: 6-5 Road: 0-0

SPECIALTY/THEME NIGHTS (1-6)

 Black O-Bolt Home: 0-3 Road: 0-0	 Patriotic (0-2) Home: 0-1 Road: 0-1	 Runzas Home: 0-1 Road: 0-0	 Cattlemen Home: 0-1 Road: 0-0	 Rockets Home: 0-0 Road: 0-0	 Marvel Home: 0-0 Road: 0-0	 Throwback Home: 0-0 Road: 0-0
 Community Home: 0-3 Road: 0-0	 Star Wars Home: 1-0 Road: 0-0	 Patriotic Home: 0-2 Road: 0-0	 Runzas Home: 0-1 Road: 0-0	 Cattlemen Home: 0-1 Road: 0-0	 Rockets Home: 0-0 Road: 0-0	 Marvel Home: 0-0 Road: 0-0

RECENT TRANSACTIONS

2023 BREAKING ROSTER

Pitchers (15): RHP Max Castillo, LHP Austin Cox, RHP Jonathan Heasley, RHP Jackson Kowar, RHP Brooks Kriske, LHP Marcelo Martinez, RHP Mike Mayers, RHP Andrés Núñez, LHP Drew Parrish, LHP Evan Sisk, RHP Collin Snider, RHP Josh Staumont, LHP Josh Taylor, RHP Ryan Weiss, RHP Nick Wittgren

Catchers (3): Freddy Fermin, Logan Porter, Jakson Reetz

Infielders (6): CJ Alexander, Angelo Castellano, Maikel Garcia, Nick Loftin, Nick Pratto, Samad Taylor

Outfielders (3): Dairon Blanco, Tucker Bradley, Brewer Hicklen


61 DIFFERENT PLAYERS HAVE APPEARED IN A GAME FOR OMAHA IN 2023 (28 HITTERS, 33 PITCHERS)

64.	6/13	RHP Will Klein transferred to Omaha from NW Arkansas (AA)	87.	6/24	LHP Ryan Yarbrough sent on a rehab assignment to Omaha
65.		RHP Alec Marsh transferred to Omaha from NW Arkansas (AA)	88.		RHP Jackson Kowar optioned to Omaha
66.		OF John Rave transferred to Omaha from NW Arkansas (AA)	89.		RHP James McArthur recalled by KANSAS CITY from Omaha
67.		INF Greyson Jenista transferred to NW Arkansas (AA) from Omaha	90.	6/26	OF Nate Eaton optioned to Omaha
68.		INF Paxton Wallace transferred to Quad Cities (A+) from Omaha	91.	6/27	RHP Daniel Mengden released
69.		OF Kyle Isbel sent on a rehab assignment to Omaha	92.		RHP Andrés Núñez traded to Boston Red Sox
70.		INF Matt Beatty assigned to Omaha	93.		OF Kyle Isbel returned to KANSAS CITY from rehab assignment
71.		INF Jermaine ios assigned to Omaha	94.	6/28	LHP Angel Zerpa 's rehab assignment transferred to Omaha
72.	6/15	INF Johan Camargo released	95.		RHP Brad Keller sent on a rehab assignment to Omaha
73.	6/16	INF Adeiny Hechavarría assigned to Omaha	96.		LHP Marcelo Martínez released
74.		INF Samad Taylor recalled by KANSAS CITY from Omaha	97.	6/30	RHP Alec Marsh recalled by KANSAS CITY from Omaha
75.		OF Nate Eaton optioned to Omaha	98.		RHP James McArthur optioned to Omaha
76.		C José Briceño transferred to Omaha from NW Arkansas (AA)	99.		INF Michael Massey sent on a rehab assignment to Omaha
77.		C Jakson Reetz released	100.		LHP Amir Garrett returned to KANSAS CITY from rehab assignment
78.	6/18	RHP Brooks Kriske selected by KANSAS CITY from Omaha	101.	7/1	LHP Cole Ragans acquired in a trade with TEXAS and optioned to Omaha
79.		INF Matt Beatty selected by KANSAS CITY from Omaha	102.		RHP Brooks Kriske optioned to Omaha
80.	6/20	LHP Drew Parrish transferred NW Arkansas (AA) from Omaha	103.		RHP Collin Snider recalled by KANSAS CITY from Omaha
81.		RHP Jonathan Bowlan transferred to Omaha from NW Arkansas (AA)	104.	7/4	INF Michael Massey returned to KANSAS CITY from rehab assignment
83.	6/22	LHP Amir Garrett sent on a rehab assignment to Omaha	105.		RHP Jonathan Heasley recalled by KANSAS CITY from Omaha
84.		RHP Mike Mayers sent outright to Omaha	106.		LHP Austin Cox optioned to Omaha
85.	6/23	OF Nate Eaton recalled by KANSAS CITY from Omaha	107.		INF Samad Taylor optioned to Omaha
86.		INF Paxton Wallace transferred to Omaha from Quad Cities (A+)	108.	7/5	RHP Dylan Coleman recalled by KANSAS CITY from Omaha



MANAGER: MIKE JIRSCHLE • #23

- Mike Jirschele returns for his 15th season as Omaha's manager, his 18th season managing in Minor League Baseball and 32nd season overall with the Royals organization, named to the position of Storm Chasers manager on January 13, 2023, after previously managing Triple-A Omaha from 1995-97 and 2003-13.
- Jirschele served on the Kansas City Royals coaching staff as the Third Base Coach from 2014-19 and won the World Series in 2015. Jirschele most recently served as the bench coach under manager Chris Widger during the 2022 season with the Double-A Northwest Arkansas Naturals. He spent the 2021 season as Widger's bench coach for the High-A Central champion Quad Cities River Bandits and served as Special Assistant to the General Manager in 2020.
- In his second stint as Omaha's manager, over 11 years from 2003 to 2013, he led the team to four division titles, three consecutive trips to the Pacific Coast League Championship Series (2011-2013), two PCL titles (2011, 2013) and the team's first of two Triple-A National Championships in 2013.
- He earned the 2011 Mike Coolbaugh Award for *outstanding baseball work ethic, knowledge of the game and skill in mentoring young players on the field* and he is a four-time recipient of the Dick Howser Award (1992, 1994, 2005, 2011), recognizing outstanding work in player development within the Royals organization.
- Prior to his time with Omaha and Kansas City, he served as the Royals Minor League Infield Coordinator for four years, from 1998-2002, and he held managerial positions with Wilmington (1994), Rockford (1993) and the Gulf Coast Royals (1992).
- He appeared 999 games in the Minor Leagues across 13 years, between 1977 and 1990, including 22 games with the Omaha Royals between 1988 and 1989.



PITCHING COACH: DANE JOHNSON • #59

- Dane Johnson enters his fourth year in the Royals organization and as the Storm Chasers pitching coach, after joining Kansas City ahead of the 2020 season. 2023 marks his 24th season coaching overall.
- He previously spent one season in the Miami Marlins organization (2019) as a Pitching Consultant and 19 seasons with the Toronto Blue Jays as a Minor League Pitching Coach from 2000-03, Pitching Coordinator from 2004-14 and Major League Bullpen Coach from 2015-18.
- Prior to entering coaching, spent 15 years as a player, including over 280 games in the Minor Leagues and parts of three seasons in the Majors with the Chicago White Sox (1994), Blue Jays (1996) and Oakland Athletics (1997), also playing two seasons (1990-1991) in the Chinese Professional Baseball League.
- Johnson and his wife, Gina, reside in Palm Harbor, Florida. They have two children: a daughter, Madison (31), and son, Cobi (27).



HITTING COACH: BIJAN RADEMACHER • #52

- Bijan Rademacher (*bi-ZHON RAH-de-moch-err*) joins the Royals as the Omaha Storm Chasers Hitting Coach this year after spending the last two years with the Arizona Diamondbacks as their Minor League Hitting Coordinator (2021) and ACL Hitting Coach (2022).
- Prior to coaching, he spent eight years playing professionally (2012-2019), spanning seven seasons in the Chicago Cubs organization (2012-18) and slashed .280/.361/.402 over 702 career MiLB games, reaching as high as Triple-A. He also played one season in independent baseball (2019) with the New Britain Bees in the Atlantic League, in addition to an offseason in the Mexican Pacific Winter League.
- Over 243 career Triple-A games with the Iowa Cubs, he played 11 games at Werner Park and was a .378 hitter (14-for-37) with one homer and 5 runs batted in while playing in Omaha.
- Rademacher lives in Tempe, Arizona with his wife Melissa.



BENCH COACH: DAVID NOWORYTA • #33 (3RD BASE COACH)

- David Noworyta (*Nova-REE-tah*) enters his second year in the Royals organization and first as Omaha's Bench Coach, after making his coaching debut in 2022 as the Assistant Hitting Coach for the River Bandits Kansas City's High-A affiliate.
- Prior to coaching, he spent four years playing professionally (2018-21), including three minor league seasons in the Detroit Tigers organization (2018-20), and one with the Independent Pioneer League's Billings Mustangs in 2021. Before signing with Detroit in 2018, Noworyta graduated from the University of Hawaii with a bachelor's degree in communications and journalism, and played in parts of three seasons for their baseball team.
- Noworyta attended Holy Cross Academy (N.J.), where he played baseball and basketball, and was selected by the Royals in the 37th round of the 2014 MLB Draft. He resides in Hainesport, N.J. in the offseason.



CERTIFIED ATHLETIC TRAINER: JAMES STONE

- James Stone is entering his fifth season as the Certified Athletic Trainer for the Storm Chasers after serving the previous seven seasons with the Wilmington Blue Rocks (Royals High-A), including the 2015 season, in which he was named Carolina League Athletic Trainer of the Year.
- He joined the Kansas City organization in 2010 as the athletic trainer for the Class-A Burlington Bees. He came to the Royals after spending one season with the Central Valley Coyotes (Fresno, California) in Arena Football 2.
- Stone worked three seasons in the Florida Marlins organization, with stops in Jupiter (2008), Greensboro (2007) and Jamestown (2006), winning New York-Penn League Trainer of the Year honors in 2006.
- He was the Strength and Conditioning Coach for the Baltimore Orioles Class-A affiliate, the Delmarva Shorebirds, in 2005.
- Stone graduated with a bachelor's of science in kinesiology from Cal State-Northridge. He resides in Simi Valley, California with his dog, Ozzie.



STRENGTH & CONDITIONING COACH: YANNICK PLANTE

- Yannick Plante is entering his third season as the Strength & Conditioning Coach for the Storm Chasers, after being slated to serve in that role with Northwest Arkansas in 2020.
- He began with the Kansas City Organization in 2019 as the athletic trainer for the Burlington Royals (Advanced Rookie, Appalachian League). He was then a staff member of the Surprise Saguaros of the Arizona Fall League in the fall of 2019.
- Plante has a master's degree in kinesiology from the University of Calgary and a bachelor's degree in human kinetics with specialization in biophysics from the University of Ottawa. He currently lives in Ottawa, Ontario.



TONY MEDINA
MINOR LEAGUE/LATIN AMERICA
MEDICAL COORDINATOR



BEN NICHOLAS
PLAYER DEVELOPMENT TRAINEE



JEREMY OWENS
PLAYER DEVELOPMENT TRAINEE

Cole Ragans - Pitching - Stat Splits - 2023 - Regular Season (MLB Only)

Split	Team	W	L	ERA	G	GS	CG	SHO	SV	IP	H	R	ER	HR	HB	BB	IBB	SO	WHIP	AVG	AB	WP	BK	GIDP	TBF	NP-S
Home Games	TEX	2	1	5.25	9	0	0	0	0	12.0	8	8	7	4	0	7	1	12	1.25	.195	41	1	0	2	49	196 - 119
Away Games	TEX	0	2	6.57	8	0	0	0	0	12.1	12	9	9	0	1	7	0	12	1.54	.250	48	1	0	0	57	219 - 139
Day Games	TEX	1	1	0.90	8	0	0	0	0	10.0	5	1	1	0	0	6	1	12	1.10	.147	34	1	0	1	40	166 - 104
Night Games	TEX	1	2	9.42	9	0	0	0	0	14.1	15	16	15	4	1	8	0	12	1.60	.273	55	1	0	1	66	249 - 154
On Grass	TEX	0	2	6.57	8	0	0	0	0	12.1	12	9	9	0	1	7	0	12	1.54	.250	48	1	0	0	57	219 - 139
On Turf	TEX	2	1	5.25	9	0	0	0	0	12.0	8	8	7	4	0	7	1	12	1.25	.195	41	1	0	2	49	196 - 119
March	TEX	1	0	0.00	1	0	0	0	0	0.1	1	0	0	0	0	1	1	0	6.00	.500	2	0	0	0	3	5 - 3
April	TEX	1	1	6.10	7	0	0	0	0	10.1	9	7	7	0	1	4	0	11	1.26	.243	37	0	0	1	44	159 - 105
May	TEX	0	1	5.23	6	0	0	0	0	10.1	8	6	6	2	0	7	0	10	1.45	.211	38	1	0	1	45	200 - 121
June	TEX	0	1	8.10	3	0	0	0	0	3.1	2	4	3	2	0	2	0	3	1.20	.167	12	1	0	0	14	51 - 29
Pre All-Star	TEX	2	3	5.92	17	0	0	0	0	24.1	20	17	16	4	1	14	1	24	1.40	.225	89	2	0	2	106	415 - 258
On Mondays	TEX	0	1	9.95	3	0	0	0	0	6.1	6	8	7	4	0	5	0	7	1.74	.250	24	1	0	1	29	121 - 69
On Tuesdays	TEX	1	0	16.88	4	0	0	0	0	2.2	3	5	5	0	1	2	0	1	1.88	.300	10	0	0	0	14	44 - 27
On Thursdays	TEX	1	0	0.00	1	0	0	0	0	0.1	1	0	0	0	0	1	1	0	6.00	.500	2	0	0	0	3	5 - 3
On Fridays	TEX	0	0	3.38	2	0	0	0	0	2.2	2	1	1	0	0	2	0	4	1.50	.200	10	0	0	0	12	58 - 35
On Saturdays	TEX	0	1	2.57	3	0	0	0	0	7.0	6	2	2	0	0	0	0	6	0.86	.240	25	0	0	1	26	98 - 69
On Sundays	TEX	0	1	1.69	4	0	0	0	0	5.1	2	1	1	0	0	4	0	6	1.13	.111	18	1	0	0	22	89 - 55
In games following a win	TEX	1	2	3.48	13	0	0	0	0	20.2	14	8	8	2	0	11	0	22	1.21	.194	72	1	0	2	85	354 - 221
In games following a loss	TEX	0	1	21.60	3	0	0	0	0	3.1	5	9	8	2	1	2	0	2	2.10	.333	15	1	0	0	18	56 - 34
Reliever	TEX	2	3	5.92	17	0	0	0	0	24.1	20	17	16	4	1	14	1	24	1.40	.225	89	2	0	2	106	415 - 258

Cole Ragans - Opposing Hitting - Stat Splits - 2023 - Regular Season (MLB Only)

Split	Team	AVG	G	AB	R	H	2B	3B	HR	RBI	BB	IBB	SO	SB	CS	OBP	SLG	OPS	HBP	SAC	SF	GIDP
vs Left	TEX	.259	15	27		7	3	0	1	6	8	0	5			.417	.481	.898	0	0	1	2
vs Right	TEX	.210	17	62		13	0	0	3	9	6	1	19			.286	.355	.641	1	0	1	0
Team is ahead	TEX	.195	10	41		8	1	0	0	4	5	0	11			.298	.220	.518	1	0	0	1
Team is behind	TEX	.205	8	39		8	2	0	3	7	8	1	11			.340	.487	.827	0	0	0	1
Score is tied	TEX	.444	4	9		4	0	0	1	4	1	0	2			.417	.778	1.195	0	0	2	0
Batting First	TEX	.125	10	8		1	0	0	0	0	4	1	3			.417	.125	.542	0	0	0	1
Batting Second	TEX	.182	10	11		2	0	0	1	2	1	0	4			.250	.455	.705	0	0	0	0
Batting Third	TEX	.143	8	7		1	1	0	0	2	2	0	1			.400	.286	.686	1	0	0	0
Batting Fourth	TEX	.250	8	8		2	0	0	1	2	1	0	2			.333	.625	.958	0	0	0	0
Batting Fifth	TEX	.182	10	11		2	0	0	0	1	0	0	2			.182	.182	.364	0	0	0	0
Batting Sixth	TEX	.167	11	12		2	0	0	1	3	0	0	3			.154	.417	.571	0	0	1	0
Batting Seventh	TEX	.250	11	12		3	0	0	0	1	1	0	3			.308	.250	.558	0	0	0	1
Batting Eighth	TEX	.250	11	8		2	1	0	0	1	3	0	3			.417	.375	.792	0	0	1	0
Batting Ninth	TEX	.417	12	12		5	1	0	1	3	2	0	3			.500	.750	1.250	0	0	0	0
Leading Off	TEX	.095	14	21		2	0	0	1	2	2	0	8			.174	.238	.412	0	0	0	0
Third Inning	TEX	.400	1	5	1	2	1	0	0	2	0	0	2	0	0	.400	.600	1.000	0	0	0	0
Fourth Inning	TEX	.500	2	6	1	3	1	0	0	2	1	1	0	0	0	.500	.667	1.167	0	0	1	0
Fifth Inning	TEX	.000	1	3	0	0	0	0	0	0	0	0	0	0	0	.000	.000	.000	0	0	0	0
Sixth Inning	TEX	.200	6	15	2	3	0	0	1	2	3	0	4	1	0	.333	.400	.733	0	0	0	0
Seventh Inning	TEX	.136	8	22	2	3	0	0	1	2	3	0	5	0	0	.240	.273	.513	0	0	0	2
Eighth Inning	TEX	.233	10	30	7	7	1	0	0	2	6	0	12	0	0	.378	.267	.645	1	0	0	0
Extra Innings	TEX	.250	2	8	4	2	0	0	2	5	1	0	1	1	0	.300	1.000	1.300	0	0	1	0
Bases Empty	TEX	.140	14	43		6	1	0	0	0	7	0	14			.275	.163	.438	1	0	0	0
Runner at 1st	TEX	.364	13	22		8	0	0	2	4	2	0	3			.417	.636	1.053	0	0	0	2
Runner at 2nd	TEX	.333	7	9		3	1	0	0	2	5	3	1	3		.500	1.111	1.611	0	0	0	0
Runner at 3rd	TEX	.000	1	2		0	0	0	0	0	0	0	1			.000	.000	.000	0	0	0	0
Runners at 1st & 2nd	TEX	.182	8	11		2	1	0	0	3	1	0	3			.250	.273	.523	0	0	0	0
Runners at 1st & 3rd	TEX	1.000	3	1		1	0	0	0	3	0	0	0			.333	1.000	1.333	0	0	2	0
Runners at 2nd & 3rd	TEX	.000	1	0		0	0	0	0	0	1	0	0			1.000	.000	1.000	0	0	0	0
Bases Loaded	TEX	.000	1	1		0	0	0	0	0	0	0	0			.000	.000	.000	0	0	0	0
Runners On	TEX	.304	14	46		14	2	0	4	15	7	1	10			.382	.609	.991	0	0	2	2
Scoring Position	TEX	.250	10	24		6	2	0	2	11	5	1	7			.355	.583	.938	0	0	2	0
No Outs	TEX	.115	14	26		3	0	0	1	2	3	0	9			.207	.231	.438	0	0	0	0
One Out	TEX	.333	15	33		11	1	0	1	5	4	0	6			.400	.455	.855	1	0	2	2
Two Outs	TEX	.200	17	30		6	2	0	2	8	7	1	9			.351	.467	.818	0	0	0	0
Late / Close	TEX	.214	4	14		3	0	0	1	3	3	0	3			.333	.429	.762	0	0	1	0
Ahead in Count	TEX	.206	14	34		7	0	0	0	1	0	0	11			.229	.206	.435	1	0	0	2
Behind in Count	TEX	.269	16	26		7	1	0	2	7	14	1	8			.512	.538	1.050	0	0	1	0
0-0 Count	TEX	.286	17	14		4	1	0	1	4	0	0	0			.267	.571	.838	0	0	1	0
0-1 Count	TEX	.100	14	10		1	0	0	0	0	0	0	0			.100	.100	.200	0	0	0	1
0-2 Count	TEX	.625	11	8		5	0	0	0	1	0	0	2			.667	.625	1.292	1	0	0	0
1-0 Count	TEX	.333	15	6		2	1	0	0	2	0	0	0			.333	.500	.833	0	0	0	0
1-1 Count	TEX	.167	17	6		1	1	0	0	1	0	0	0			.167	.333	.500	0	0	0	0
1-2 Count	TEX	.063	13	16		1	0	0	0	0	0	0	9			.063	.063	.126	0	0	0	1
2-0 Count	TEX	.000	9	1		0	0	0	0	0	0	0	0			.000	.000	.000	0	0	0	0
2-1 Count	TEX	.000	10	3		0	0	0	0	1	0	0	0			.000	.000	.000	0	0	1	0
2-2 Count	TEX	.111	11	9		1	0	0	1	2	0	0	5			.111	.444	.555	0	0	0	0
3-0 Count	TEX	1.000	8	1		1	0	0	1	2	3	1	0			1.000	4.000	5.000	0	0	0	0
3-1 Count	TEX	.500	8	2		1	0	0	1	2	3	0	0			.800	2.000	2.800	0	0	0	0
3-2 Count	TEX	.231	10	13		3	0	0	0	0	8	0	8			.524	.231	.755	0	0	0	0
Pitcher	TEX	.225	17	89		20	3	0	4	15	14	1	24			.330	.393	.723	1	0	2	2



#25 COLE RAGANS

LEFT-HANDED PITCHER (*ray-gins*)

BORN: December 12, 1997 in Crawfordville, Florida (Age 25)

HOMETOWN: Tallahassee, Florida

RESIDES: Tallahassee, Florida

HEIGHT/WEIGHT: 6'4" / 190 LBS

TRADED: June 30, 2023 – from Texas with Roni Cabrera to Kansas City in exchange for Aroldis Chapman.

DRAFTED: 2016 MLB Draft – Round 1 (30TH Overall) by Texas

HIGH SCHOOL: North Florida Christian HS, Tallahassee, Florida

MLB SERVICE TIME: 63 Days

SEASON WITH STORM CHASERS: 1st Season

SCOUTING REPORT (4SFB, CH, CUT, CB)

4-SEAM FASTBALL: Averages 96.1mph, threw it 48.4 % of the time with Texas this year ... topped out at 98.1mph his last start.

CHANGEUP: Averages 86.3mph, threw it 22.2 % of the time with Texas this year.

CUTTER: Averages 90.6mph, threw it 14.9 % of the time with Texas this year.

CURVEBALL: Averages 81.3mph, threw it 14.5 % of the time with Texas this year.

LAST OUTING: SUNDAY, JULY 2 vs. IOWA [G2]

Made his Royals organization debut in the second game of a doubleheader with the I-Cubs ... held Iowa scoreless over his first four innings with just three singles allowed ... surrendered five hits, including a three-run homer in the 5th and could not finish the inning.

2023 SEASON

- Appeared in 6 Cactus League games (2 starts) for the Texas Rangers and went 2-1 with a 5.94 ERA (11 ER in 16.2 IP) with 24 strikeouts.
- Opened the season on the Rangers Opening Day Roster and made 17 relief appearances for the Rangers, including 11 scoreless appearances, with 24 strikeouts in 24.1 innings pitched ... entering 2023, had 4 relief appearances in his entire pro career.
- Optioned to Triple-A Round Rock on June 13 and made three starts for the Express, before being traded to Kansas City on June 30 as part of the Aroldis Chapman trade.
- Earned 1st career Major League win after relieving Jacob deGrom in the 4th inning on Opening Day, 3/30 vs. Philadelphia (0.1 IP, 1 H, 0 R), faced three batters and got one out.
- Did not allow a run of his own across his first five games (5.0 IP) of 2023 and had multiple strikeouts in 7 of 16 games (23 strikeouts) ... had a 7.45 ERA (16 ER in 19.1 IP) over his last 12 relief appearances, to raise his ERA from 0.00 to 5.92.
- 6 of 17 outings with the Rangers lasted more than an inning ... went to Triple-A with the intent of being built up as a starter and threw 4.0 innings each of his last two starts.
- Appeared in 6 of the Rangers' last 23 games before he was optioned to Round Rock.
- Pitched twice for Round Rock vs. Sacramento: Threw 3.2 scoreless before allowing a two-out HR on 6/20 and – retired 11 straight after an RBI groundout in the first, then walked a batter in the 5th that came around to score on 6/25.

CAREER NOTES

- 2022**
- Went 0-3 with a 4.95 ERA (22 ER/40.0 IP) over 9 starts in his Major League debut after his contract was selected from Round Rock (AAA) on August 4 ... endured two stints on the 15-day Injured List due to a left calf strain: 8/26-9/6 and 10/3-end of season.
 - Earned organization's Nolan Ryan Minor League Pitcher of the Year award after he combined for an 8-5 record and 3.04 ERA (32 ER in 94.2 IP) and 113 strikeouts (10.7 K/9) over 18 starts for Frisco (AA) and Round Rock (AAA).
 - Took a no-decision in his MLB debut on 8/4 vs. CWS (5.0 IP, 3 H, 1 R/0 ER, 4 BB, 3 K), a 3-2 Texas win, the 10th pitcher (and 2nd left-hander) in club history to log 5.0+ IP without allowing an earned run in a MLB debut.
 - Ended the season by issuing just walks over his last 4 starts (18.2 IP) after recording more walks (13) than strikeouts (12) in his first 5 career starts.
 - Opened season at Frisco, going 5-3, 2.81 (16 ER in 51.1 IP) over 10 starts, named the Rangers April Minor League Pitcher of the Month after posting a 2.13 ERA (3 ER in 12.2 IP) with 17 strikeouts over 3 starts at Frisco ... didn't not allow more than 3 ER in any of final 6 starts at Frisco from May 8 to June 8 with 43 strikeouts in 33.1 IP (11.61 K/9) and a .197 opponents' average.
 - Made just 8 starts with Round Rock before getting called up to the Major Leagues, where he finished the season ... threw five quality starts in his 8 starts with the Express, including a career-high 7.0 innings in his Triple-A debut on June 16 vs. Sugar Land (HOU).
 - Entered 2022 as Texas' no. 24 prospect according to *Baseball America*.

2021

 - Returned to action for the first time since 2017 after missing seasons due to injury (2018-19) and the pandemic (2020).
 - Combined to go 4-3 with a 4.35 ERA (39 ER/80.2 IP) in 19 G/17 GS for Frisco (AA) and Hickory (A+).
 - Began the season with Hickory and was promoted to Frisco in July after representing Texas at the SiriusXM All-Star Futures Game on 7/11 at Coors Field in Denver (0.1 IP, 1 H, 3 R/2 ER, 1 BB, 1 SO, 1 HR).

2020

 - Did not see official game action after minor league season was canceled due to pandemic but returned from injury to pitch in the Fall Developmental League (13.0 IP, 8 H, 5 R, 8 BB, 20 SO), striking out 20 of 53 (38%) batters faced.

2019

 - Missed entire season after undergoing 'Tommy John' ligament transplant surgery on 5/15/19 performed by Dr. Keith Meister, had begun a throwing program before feeling arm discomfort.
 - Named the Rangers' 11th-best prospect and "Best Curveball" entering 2019 by *Baseball America*.

2018

 - Underwent 'Tommy John' ligament transplant surgery on 3/28/18 and missed the entire season.
 - Named the Rangers' 4th-best prospect entering 2018 by *Baseball America*.

2017

 - Tabbed the top prospect in the Northwest League by *Baseball America*, leading the circuit with 87 strikeouts for Short-A Spokane, he 3rd-highest strikeout total in the NWL since 2006 ... earned spots on both the NWL mid-season and postseason All-Star teams.
 - Held opponents to a .234/.344/.360/.704 slash line, whiffing 34.8% of all batters faced (87 of 250) ... had the 2nd-most walks (35) in the NWL.

2016

 - Recorded 9 strikeouts over 7.2 innings in 4 games (2 starts) in his 1st pro season, pitching in the Arizona Complex League, with 9 strikeouts.

CAREER PITCHING

SEASON TEAM	W	L	ERA	G	GS	CG	SHO	SV	SVO	IP	H	R	ER	HR	HB	BB	IBB	SO	WHIP	AVG	AB	WP	BK	GIDP	TBF	NP-S	
2016 AZL Rangers (R)	0	0	4.70	4	2	0	0	0	0	7.2	11	4	4	0	0	6	0	9	2.22	.344	32	2	0	1	38	81-52	
2017 Spokane (A-)	3	2	3.61	13	13	0	0	0	0	57.1	50	27	23	5	1	35	0	87	1.48	.234	214	6	1	2	250	1054-635	
2018	Did not pitch (Injured, Tommy John Surgery 3/28/18)																										
2019	Did not pitch (Injured, Tommy John Surgery 5/15/19)																										
2020	Did not pitch (No Minor League Season)																										
2021 Hickory (A+)	1	2	3.25	10	10	0	0	0	0	44.1	34	16	16	4	1	14	0	54	1.08	.217	157	2	0	2	173	721-454	
Frisco (AA)	3	1	5.70	9	7	0	0	0	0	36.1	39	27	23	8	2	20	0	33	1.62	.275	142	2	0	2	166	643-387	
2022 Frisco (AA)	5	3	2.81	10	10	0	0	0	0	51.1	41	18	16	6	1	19	0	65	1.17	.219	187	3	1	6	208	848-531	
Round Rock (AAA)	3	2	3.32	8	8	0	0	0	0	43.1	34	18	16	4	4	12	0	48	1.06	.211	161	2	0	7	178	687-442	
TEXAS	0	3	4.95	9	9	0	0	0	0	40.0	43	24	22	6	0	16	0	27	1.48	.272	158	2	0	5	174	706-436	
2022 Round Rock (AAA)	0	0	2.79	3	3	0	0	0	0	9.2	5	3	3	1	0	6	0	15	1.14	.152	33	0	0	1	39	173-113	
Omaha (AAA)	0	1	9.64	1	1	0	0	0	0	4.2	8	5	5	1	0	0	0	5	1.71	.381	21	0	0	1	21	75-50	
TEXAS	2	3	5.92	17	0	0	0	0	0	24.1	20	17	16	4	1	14	1	24	1.40	.225	89	2	0	2	106	415-258	
MAJOR LEAGUE TOTALS (2 Seasons)	2	6	5.32	26	9	0	0	0	0	64.1	63	41	38	10	1	30	1	51	1.45	.255	247	4	0	7	280	1121-694	
Minor League Totals (5 Seasons)	15	11	3.75	58	54	0	0	0	0	254.2	222	118	106	29	9	112	0	316	1.31	.234	947	17	2	22	1073	4282-2664	

SEASON / CAREER HIGHS

SEASON	CAREER
7/2/2023 vs. Iowa 4.2	INNINGS PITCHED 7.0 6/16/2022 vs. Sugar Land
7/2/2023 vs. Iowa 8	HITS ALLOWED 10 7/3/2022 @ Las Vegas
Last: 7/2/2023 vs. Iowa 5 (2x)	RUNS ALLOWED 7 (3x) Last: 9/13/2022 vs. OAKLAND
Last: 7/2/2023 vs. Iowa 5 (2x)	EARNED RUNS ALLOWED 7 (2x) Last: 9/13/2022 vs. OAKLAND
Last: 6/12/2023 vs. LOS ANGELES (AL) 2 (2x)	HOME RUNS ALLOWED 2 (7x) Last: 6/12/2023 vs. LOS ANGELES (AL)
6/25/2023 vs. Sacramento 3	WALKS ALLOWED 6 6/16/2017 vs. Boise
6/20/2023 vs. Sacramento 7	STRIKEOUTS 11 6/2/2021 @ Aberdeen
7/2/2023 vs. Iowa 21	BATTERS FACED 27 6/16/2022 vs. Sugar Land
7/2/2023 vs. Iowa 75	PITCHES THROWN 99 5/21/2022 vs. Corpus Christi
3/30/2023 to 4/15/2023 5.2 IP	SCORELESS STREAK

2023 RUN SUPPORT (OMAHA STARTS ONLY)

RUNS SCORED	0	1	2	3	4	5	6	7	8	9	10+
GAMES	1										
PLAYER W-L	0-1										
Team W-L	0-1										

2023 GAME-BY-GAME

TEXAS RANGERS																									
DATE	OPPONENT	RES	LEFT GAME	DEC	IP	H	R	ER	HR	HB	BB	SO	BF	NP-S											
3/30	PHILADELPHIA *	W, 11-7	End 4th, winning 6-5	W	0.1	1	0	0	0	0	1	0	3	5-3											
4/3	BALTIMORE *	L, 2-0	End 8th, losing 2-0	-	1.2	0	0	0	0	0	2	2	6	29-15											
4/7	@ CHICAGO (NL) *	L, 2-0	Middle 8th, losing 2-0	-	1.1	1	0	0	0	0	1	3	6	29-17											
4/9	@ CHICAGO (NL) *	W, 8-2	Middle 9th, winning 8-2	-	1.0	0	0	0	0	0	0	1	3	10-7											
4/11	KANSAS CITY *	W, 8-5 (10)	Middle 10th, losing 5-4	W	0.2	0	0	0	0	0	0	0	2	5-3											
4/15	@ HOUSTON *	L, 8-2	Middle 7th, losing 3-2	L	4.0	5	2	2	0	0	0	3	17	55-40											
4/25	@ CINCINNATI *	L, 7-6	Bottom 8th, winning 6-3	-	0.2	3	5	5	0	1	1	0	7	19-13											
4/30	NEW YORK (AL) *	W, 15-2	End 8th, winning 15-1	-	1.0	0	0	0	0	0	0	2	3	12-10											
5/7	@ LOS ANGELES (AL) *	W, 16-8	Middle 9th, winning 16-7	-	2.1	1	0	0	0	0	2	2	10	39-24											
5/12	@ OAKLAND *	L, 9-7	Bottom 8th, winning 5-4	-	1.1	1	1	1	0	0	1	1	6	29-18											
5/15	ATLANTA *	L, 12-0	End 8th, losing 1-0	-	3.0	4	4	4	2	0	2	4	15	65-40											
5/20	COLORADO *	W, 11-5	End 7th, winning 11-1	-	2.0	1	0	0	0	0	0	1	6	29-19											
5/28	@ BALTIMORE *	L, 3-2	Bottom 8th, tied 2-2	L	1.0	1	1	1	0	0	2	1	6	28-14											
5/30	@ DETROIT *	W, 10-6	Middle 9th, winning 10-6	-	0.2	0	0	0	0	0	0	1	2	10-6											
6/3	SEATTLE *	W, 16-6	End 8th, winning 16-3	-	1.0	0	0	0	0	0	0	2	3	14-10											
6/6	ST. LOUIS *	W, 6-4	Top 7th, winning 6-4	-	0.2	0	0	0	0	0	1	0	3	10-5											
6/12	LOS ANGELES (AL) *	L, 9-6 (12)	Top 12th, losing 9-5	L	1.2	2	4	3	2	0	1	1	8	27-14											

ROUND ROCK EXPRESS, AAA

DATE	OPPONENT	RES	LEFT GAME	DEC	IP	H	R	ER	HR	HB	BB	SO	BF	NP-S
6/15	vs. El Paso	W, 8-1	Top 2nd, tied 0-0	-	1.2	1	0	0	0	0	2	3	8	44-27
6/20	vs. Sacramento	W, 15-6	End 4th winning 6-1	-	4.0	3	1	1	1	0	1	7	15	63-46
6/25	vs. Sacramento	W, 5-4	Top 5th, tied 1-1	-	4.0	1	2	2	0	0	3	5	16	66-40

OMAHA STORM CHASERS, AAA

DATE	OPPONENT	RES	LEFT GAME	DEC	IP	H	R	ER	HR	HB	BB	SO	BF	NP-S
7/2	vs. Iowa [G2]	L, 6-2 (7)	Top 5th, losing 5-2	L	4.2	8	5	5	1	0	0	5	21	75-50

(Q) Indicates Quality Start

* Indicates Relief Appearance

2023 BATTED BALL STATISTICS (TRIPLE-A ONLY)

BABIP	GB/FB	LD%	GB%	FB%	IFFB%	HR/FB	Pull%	Cent%	Oppo%	SwStr%
.344	1.50	26.5%	44.1%	29.4%	0.0%	20.0%	38.2%	29.4%	32.4%	12.1%

vs. GWINNETT IN 2023

W	L	ERA	G	GS	CG	SHO	GF	HLD	SV	SVO	IP	H	R	ER	HR	HB	BB	IBB	SO	WHIP	AVG
---	---	-----	---	----	----	-----	----	-----	----	-----	----	---	---	----	----	----	----	-----	----	------	-----

vs. GWINNETT HITTERS IN 2023

PLAYER	AVG	AB	H	2B	3B	HR	RBI	BB	SO	PLAYER	AVG	AB	H	2B	3B	HR	RBI	BB	SO
--------	-----	----	---	----	----	----	-----	----	----	--------	-----	----	---	----	----	----	-----	----	----



Jonathan Bowlan - Pitching - Stat Splits - 2023 - Regular Season (Triple-A Only)

Split	Team	W	L	ERA	G	GS	CG	SHO	SV	IP	H	R	ER	HR	HB	BB	IBB	SO	WHIP	AVG	AB	WP	BK	GIDP	TBF	NP-S
Home Games	OMA	1	0	2.08	1	0	0	0	0	4.1	3	1	1	0	0	4	0	7	1.62	.188	16	0	0	0	20	94 - 52
Away Games	OMA	1	0	7.20	1	1	0	0	0	5.0	7	4	4	3	0	1	0	2	1.60	.318	22	0	0	0	23	89 - 55
Day Games	OMA	1	0	2.08	1	0	0	0	0	4.1	3	1	1	0	0	4	0	7	1.62	.188	16	0	0	0	20	94 - 52
Night Games	OMA	1	0	7.20	1	1	0	0	0	5.0	7	4	4	3	0	1	0	2	1.60	.318	22	0	0	0	23	89 - 55
On Grass	OMA	2	0	4.82	2	1	0	0	0	9.1	10	5	5	3	0	5	0	9	1.61	.263	38	0	0	0	43	183 - 107
June	OMA	1	0	7.20	1	1	0	0	0	5.0	7	4	4	3	0	1	0	2	1.60	.318	22	0	0	0	23	89 - 55
July	OMA	1	0	2.08	1	0	0	0	0	4.1	3	1	1	0	0	4	0	7	1.62	.188	16	0	0	0	20	94 - 52
On Thursdays	OMA	1	0	7.20	1	1	0	0	0	5.0	7	4	4	3	0	1	0	2	1.60	.318	22	0	0	0	23	89 - 55
On Sundays	OMA	1	0	2.08	1	0	0	0	0	4.1	3	1	1	0	0	4	0	7	1.62	.188	16	0	0	0	20	94 - 52
In games following a win	OMA	1	0	7.20	1	1	0	0	0	5.0	7	4	4	3	0	1	0	2	1.60	.318	22	0	0	0	23	89 - 55
In games following a loss	OMA	1	0	2.08	1	0	0	0	0	4.1	3	1	1	0	0	4	0	7	1.62	.188	16	0	0	0	20	94 - 52
Starter	OMA	1	0	7.20	1	1	0	0	0	5.0	7	4	4	3	0	1	0	2	1.60	.318	22	0	0	0	23	89 - 55

Jonathan Bowlan - Opposing Hitting - Stat Splits - 2023 - Regular Season (Triple-A Only)

Split	Team	AVG	G	AB	R	H	2B	3B	HR	RBI	BB	IBB	SO	SB	CS	OBP	SLG	OPS	HBP	SAC	SF	GIDP
vs Left	OMA	.269	2	26		7	1	0	2	3	3	0	5			.345	.538	.883	0	0	0	0
vs Right	OMA	.250	2	12		3	1	0	1	2	2	0	4			.357	.583	.940	0	0	0	0
Team is ahead	OMA	.278	2	18		5	1	0	2	3	4	0	7			.409	.667	1.076	0	0	0	0
Team is behind	OMA	.222	1	9		2	0	0	0	0	0	0	1			.222	.222	.444	0	0	0	0
Score is tied	OMA	.273	1	11		3	1	0	1	2	1	0	1			.333	.636	.969	0	0	0	0
Batting First	OMA	.000	2	5		0	0	0	0	0	1	0	1			.167	.000	.167	0	0	0	0
Batting Second	OMA	.000	2	5		0	0	0	0	0	0	0	3			.000	.000	.000	0	0	0	0
Batting Third	OMA	.400	2	5		2	1	0	0	0	0	0	1			.400	.600	1.000	0	0	0	0
Batting Fourth	OMA	.500	2	4		2	1	0	1	2	1	0	1			.600	1.500	2.100	0	0	0	0
Batting Fifth	OMA	.200	2	5		1	0	0	1	1	0	0	0			.200	.800	1.000	0	0	0	0
Batting Sixth	OMA	.333	2	3		1	0	0	1	1	1	0	1			.500	1.333	1.833	0	0	0	0
Batting Seventh	OMA	.250	2	4		1	0	0	0	0	0	0	1			.250	.250	.500	0	0	0	0
Batting Eighth	OMA	.500	2	4		2	0	0	0	0	0	0	1			.500	.500	1.000	0	0	0	0
Batting Ninth	OMA	.333	2	3		1	0	0	0	1	2	0	0			.600	.333	.933	0	0	0	0
Leading Off	OMA	.333	2	9		3	1	0	1	1	1	0	1			.400	.778	1.178	0	0	0	0
First Inning	OMA	.400	1	5	2	2	1	0	1	2	0	0	1	0	0	.400	1.200	1.600	0	0	0	0
Second Inning	OMA	.250	1	4	0	1	0	0	0	0	0	0	1	0	0	.250	.250	.500	0	0	0	0
Third Inning	OMA	.143	2	7	0	1	0	0	0	0	1	0	3	0	0	.250	.143	.393	0	0	0	0
Fourth Inning	OMA	.455	2	11	3	5	1	0	2	3	2	0	1	0	0	.538	1.091	1.629	0	0	0	0
Fifth Inning	OMA	.000	2	6	0	0	0	0	0	0	1	0	2	0	0	.143	.000	.143	0	0	0	0
Sixth Inning	OMA	.000	1	3	0	0	0	0	0	0	0	0	1	0	0	.000	.000	.000	0	0	0	0
Seventh Inning	OMA	.500	1	2	0	1	0	0	0	0	1	0	0	0	0	.667	.500	1.167	0	0	0	0
Bases Empty	OMA	.304	2	23		7	2	0	2	2	2	0	5			.360	.652	1.012	0	0	0	0
Runner at 1st	OMA	.100	2	10		1	0	0	0	0	1	0	3			.182	.100	.282	0	0	0	0
Runner at 2nd	OMA	.500	2	2		1	0	0	1	2	1	0	0			.667	2.000	2.667	0	0	0	0
Runners at 1st & 2nd	OMA	.500	1	2		1	0	0	0	0	0	0	1			.500	.500	1.000	0	0	0	0
Bases Loaded	OMA	.000	1	1		0	0	0	0	1	1	0	0			.500	.000	.500	0	0	0	0
Runners On	OMA	.200	2	15		3	0	0	1	3	3	0	4			.333	.400	.733	0	0	0	0
Scoring Position	OMA	.400	2	5		2	0	0	1	3	2	0	1			.571	1.000	1.571	0	0	0	0
No Outs	OMA	.333	2	15		5	1	0	2	2	1	0	2			.375	.800	1.175	0	0	0	0
One Out	OMA	.000	2	9		0	0	0	0	0	2	0	4			.182	.000	.182	0	0	0	0
Two Outs	OMA	.357	2	14		5	1	0	1	3	2	0	3			.438	.643	1.081	0	0	0	0
Ahead in Count	OMA	.222	2	9		2	1	0	0	0	0	0	5			.222	.333	.555	0	0	0	0
Behind in Count	OMA	.308	2	13		4	0	0	2	4	5	0	1			.500	.769	1.269	0	0	0	0
0-0 Count	OMA	.400	2	5		2	0	0	0	0	0	0	0			.400	.400	.800	0	0	0	0
0-1 Count	OMA	.000	2	0		0	0	0	0	0	0	0	0			.000	.000	.000	0	0	0	0
0-2 Count	OMA	.000	2	4		0	0	0	0	0	0	0	2			.000	.000	.000	0	0	0	0
1-0 Count	OMA	.500	2	2		1	0	0	1	1	0	0	0			.500	2.000	2.500	0	0	0	0
1-1 Count	OMA	.250	2	4		1	1	0	0	0	0	0	0			.250	.500	.750	0	0	0	0
1-2 Count	OMA	.400	2	5		2	1	0	0	0	0	0	3			.400	.600	1.000	0	0	0	0
2-0 Count	OMA	.500	2	2		1	0	0	0	0	0	0	0			.500	.500	1.000	0	0	0	0
2-1 Count	OMA	.000	2	0		0	0	0	0	0	0	0	0			.000	.000	.000	0	0	0	0
2-2 Count	OMA	.143	2	7		1	0	0	1	1	0	0	3			.143	.571	.714	0	0	0	0
3-0 Count	OMA	.000	2	0		0	0	0	0	1	1	0	0			1.000	.000	1.000	0	0	0	0
3-1 Count	OMA	.000	2	1		0	0	0	0	0	2	0	0			.667	.000	.667	0	0	0	0
3-2 Count	OMA	.250	2	8		2	0	0	1	2	2	0	1			.400	.625	1.025	0	0	0	0
Pitcher	OMA	.263	2	38		10	2	0	3	5	5	0	9			.349	.553	.902	0	0	0	0



#31 JONATHAN BOWLAN

RIGHT-HANDED PITCHER (*boh-lin*)

BORN: December 1, 1996 in Arlington, Tennessee (Age 26)

HOMETOWN: Arlington, Tennessee

RESIDES: Arlington, Tennessee

HEIGHT/WEIGHT: 6'6" / 240 LBS

DRAFTED: 2018 MLB Draft – Round 2 (58TH Overall)

COLLEGE: University of Memphis (Memphis, Tennessee)

HIGH SCHOOL: Bartlett High School (Bartlett, Tennessee)

SEASON WITH STORM CHASERS: 1st Season

SCOUTING REPORT (4SFB, SL, CH, CB)

MLB Pipeline's No. 9 Royals prospect ... Baseball America's No. 14 Royals prospect

4-SEAMFASTBALL: Sits 92-96 mph, averages 94.6 ... Last appearance: Threw it 73% of the time (68/94 pitches), sometimes comes as a sinker

SLIDER: Sits 83-87 mph, averages 86.2 ... Last appearance: Threw it 15% of the time (14/94 pitches)

CHANGEUP: Sits 86-88 mph, averages 86.2 ... Last appearance: Threw it 10% of the time (9/94 pitches)

CURVEBALL: Sits 80-82 mph, averages 81.1 ... Last appearance: Threw it 3% of the time (3/94 pitches)

LAST OUTING: SUNDAY, JULY 2 vs. IOWA [G1]

Earned the win in his Triple-A debut and allowed a 2-run homer in the first inning to Franmil Reyes, then threw scoreless 2nd and 3rd innings ... allowed back-to-back home runs to open the fourth inning, then retired 6 of his last 7, including a scoreless 5th inning.

2023 SEASON

- Opened the year in NW Arkansas (AA) and pitched in 10 games (9 starts) for the Naturals and went 1-5 with a 7.20 ERA (28 ER in 35.0 IP).
- Left his start on April 20 after 2.0 innings, placed on the Injured List April 22, activated May 11, missing just under 3 weeks of action.
- Struck out 47 to just 13 walks (3.62 K/BB) with a 12.09 K/9 in NWA ... didn't pitch 5.0+ innings in his first 5 starts, but did in 4 of his last 5 starts.
- First 5-inning start of the year came on Tuesday May 23 @ Tulsa, held the Drillers scoreless over 5.0 innings, did not allow a runner to get past 2nd base, but also did not get any run support and took a no-decision ... first win came June 9 vs. Springfield, only outing pitching into the 6th inning, came one pitch off trying a career high in pitches thrown, struck out season-high 8, only start of his Naturals won.
- Promoted to Omaha on June 20, made his Triple-A debut two days later in Rochester, on 6/22 and earned the win, tied a career-high with 3 home runs allowed but only walked one over 5.0 innings.

CAREER NOTES

- 2022**
- After undergoing Tommy John Surgery in 2021, made his return to the mound on June 17 in the Arizona Complex League and made seven starts with the ACL Royals (R), then one start with Quad Cities (A+) and he finished the year with NW Arkansas (AA) for his final nine starts.
 - With the ACL Royals, made seven starts and threw a total of 13.1 innings, struck out a career-high 12 batters over 5.0 innings on July 11 @ ACL Dodgers for 12 of his 15 outs ... after rehabbing in Arizona, was activated from the Injured List and transferred to Quad Cities on July 17, started for the River Bandits on July 22 vs. South Bend (CHC), threw 4.0 scoreless and struck out six.
 - Pitched at least 4.0 innings in seven of his nine starts with NW Arkansas, including a pair of five-inning outings (August 28 vs. Springfield and September 15 vs. Frisco).
 - Was named Texas League Pitcher of the Week for the week of August 22 to 28, after throwing 5.0 scoreless innings on August 28 vs. Springfield (STL) and allowing just two hits with two strikeouts to earn his first win of 2022 with the Naturals.
 - After allowing two home runs in each of his first two starts, allowed three homers over his final seven starts ... 10 of 33 runs (30%) allowed with the Naturals came on home runs.
- 2021**
- Began the season with NW Arkansas (AA) and started four games for the Naturals, going 2-0 with a 1.59 ERA (3 ER in 17.0 IP).
 - Pitched at least 5.0 innings with at least six strikeouts each of his first three starts, with at the time a career-high 10 strikeouts in his Double-A debut on May 5 @ Arkansas (SEA) ... pitched a season-high 6.0 innings in his second start, on May 12 vs. Tulsa (LAD).
 - Left his start on May 23 @ Springfield (STL) after striking out two and throwing just 10 pitches ... missed the rest of the season after undergoing Tommy John surgery on June 1, but added to Kansas City's 40-man roster along with five other players, on November 19.
- 2020**
- Was a late addition to the Royals' Alternate Training Site in Kansas City and participated in the Royals' postseason camp/instructional league at Kauffman Stadium in October.
- 2019**
- Split the year between Lexington (A) and Wilmington (A+), combining to go 11-5 with a 3.1 ERA (51 ER in 146.0 IP) with 150 strikeouts (9.24 K/9), compared to just 23 walks (1.42 BB/9).
 - Among Royals farmhands, he ranked tied for 2nd in wins, 3rd in strikeouts, 5th in innings, 8th in starts (23) ... also among pitchers who worked at least 80.0 innings, ranked 1st in strikeouts/walk ratio (6.52), 2nd in WHIP (0.99) and 8th in ERA (3.14).
 - Threw the second no-hitter in Wilmington (A+) history on July 15 vs. Carolina (MIL), with nine strikeouts and no walks on 98 pitches (63 strikes) ... the lone base runner reached on a throwing error in the 2nd inning ... earned Carolina League Pitcher of the Week honors July 21.
 - Named a South Atlantic League Midseason All-Star representing Lexington, working 0.2 innings and allowing one hit with one strikeout in the contest in Charleston, West Virginia.
- 2018**
- Made nine starts for Idaho Falls (Rookie Advanced) during his first professional season ... earned his first victory on July 7 @ Orem (LAA), allowing one run on two hits over 5.0 innings, with a season-high six strikeouts.
- COLLEGE: UNIVERSITY OF MEMPHIS (2016-18)**
- Pitched at Memphis for three seasons, posted a 3.71 ERA (35 ER in 85.0 IP) with 104 strikeouts in 2018 as a junior for the Tigers.
 - Notched double-digit strikeouts in three starts in 2018, and posted at least five strikeouts in all but two starts ... fanned a school record and 2018 Division 1-best 18 hitters in a complete game win over South Florida (2 ER, 9.0 IP) on April 28.
 - Recorded a team-high 78 strikeouts as a sophomore in 2017, holding batters to a .235 average.
- MISCELLANEOUS**
- 2015: Graduated from Bartlett High School (Tennessee) where he was named Male Athlete of the Year as a senior ... played the first three years of high school baseball at Arlington High School, helped them to a state championship in 2012 as a freshman.
 - His father, Mark, threw the lone perfect game in the history of the University of Memphis program (1987 - 1989) and pitched two seasons (44 games) in the St. Louis Cardinals' organization (1989 & 1991).

SEASON / CAREER HIGHS

SEASON		CAREER	
6/9/2023 @ Springfield	5.2	INNINGS PITCHED	9.0 7/15/2019 vs. Carolina
Last: 6/22/2023 @ Rochester	7 (3x)	HITS ALLOWED	12 7/21/2018 @ Missoula
5/11/2023 @ Arkansas	6	RUNS ALLOWED	7 (2x) Last: 7/21/2018 @ Missoula
5/11/2023 @ Arkansas	6	EARNED RUNS ALLOWED	7 (2x) Last: 7/21/2018 @ Missoula
Last: 6/22/2023 @ Rochester	3 (2x)	HOME RUNS ALLOWED	3 (2x) Last: 6/22/2023 @ Rochester
Last: 7/2/2023 vs. Iowa	4 (2x)	WALKS ALLOWED	4 (3x) Last: 6/3/2023 vs. Corpus Christi
6/9/2023 @ Springfield	8	STRIKEOUTS	12 7/15/2019 vs. ACL Dodgers
Last: 6/15/2023 vs. Frisco	25 (2x)	BATTERS FACED	28 7/15/2019 vs. Carolina
6/9/2023 @ Springfield	97	PITCHES THROWN	98 (3x) Last: 8/1/2019 vs. Fayetteville
5/17/2023 to 5/28/2023	7.0 IP	SCORELESS STREAK	11.1 IP 7/15/2019 to 7/21/2019

2023 RUN SUPPORT (OMAHA STARTS ONLY)

RUNS SCORED	0	1	2	3	4	5	6	7	8	9	10+
GAMES											
PLAYER W-L											
Team W-L											

2023 GAME-BY-GAME

NW ARKANSAS NATURALS, AA

DATE	OPPONENT	RES	LEFT GAME	DEC	IP	H	R	ER	HR	HB	BB	SO	BF	NP-S
4/7	vs. Midland	L, 8-5	Top 2nd, losing 2-0	-	1.2	5	2	2	0	0	0	2	10	51-39
4/14	@ Wichita	L, 7-4	Bottom 5th, losing 5-2	L	4.2	7	5	5	3	0	0	7	21	79-50
4/20	vs. Amarillo	L, 3-2 (10)	End 2nd, winning 1-0	-	2.0	1	0	0	0	0	1	3	8	39-25
5/11	@ Arkansas	L, 9-3	Bottom 2nd, losing 3-0	L	1.0	3	6	6	0	0	3	3	9	44-25
5/17	vs. Springfield	L, 11-2	Top 4th, tied 2-2	-	3.1	2	2	1	0	0	1	5	12	62-39
5/23	@ Tulsa	L, 6-5 (11)	Middle 6th, tied 0-0	-	5.0	4	0	0	0	0	1	5	20	69-45
5/28	@ Tulsa	L, 4-1	Middle 6th, losing 3-0	L	5.0	5	3	3	2	1	0	7	21	77-48
6/3	vs. Corpus Christi	L, 12-4	Top 2nd, losing 5-1	L	1.2	4	5	5	2	0	4	2	13	61-33
6/9	@ Springfield	W, 6-2	Bottom 6th, winning 5-2	W	5.2	6	2	2	0	1	1	8	25	97-64
6/15	vs. Frisco *	L, 10-2	End 6th, losing 5-2	L	5.0	7	5	4	0	1	2	5	25	90-63

OMAHA STORM CHASERS, AAA

DATE	OPPONENT	RES	LEFT GAME	DEC	IP	H	R	ER	HR	HB	BB	SO	BF	NP-S
6/22	@ Rochester	W, 8-4	Middle 6th, winning 5-4	W	5.0	7	4	4	3	0	1	2	23	89-55
7/2	vs. Iowa [G1] *	W, 11-1 (7)	Top 7th, winning 11-1	W	4.1	3	1	1	0	0	4	7	20	94-52

(Q) Indicates Quality Start

* Indicates Relief Appearance

2023 BATTED BALL STATISTICS (AA & AAA)

BABIP	GB/FB	LD%	GB%	FB%	IFFB%	HR/FB	Pull%	Cent%	Oppo%	SwStr%
.367	1.17	21.9%	42.2%	35.9%	21.7%	21.7%	43.5%	27.5%	29.0%	12.5%

vs. GWINNETT IN 2023

W	L	ERA	G	GS	CG	SHO	GF	HLD	SV	SVO	IP	H	R	ER	HR	HB	BB	IBB	SO	WHIP	AVG
---	---	-----	---	----	----	-----	----	-----	----	-----	----	---	---	----	----	----	----	-----	----	------	-----

vs. GWINNETT HITTERS IN 2023

PLAYER	AVG	AB	H	2B	3B	HR	RBI	BB	SO	PLAYER	AVG	AB	H	2B	3B	HR	RBI	BB	SO
--------	-----	----	---	----	----	----	-----	----	----	--------	-----	----	---	----	----	----	-----	----	----

CAREER PITCHING

SEASON TEAM	W	L	ERA	G	GS	CG	SHO	SV	SVO	IP	H	R	ER	HR	HB	BB	IBB	SO	WHIP	AVG	AB	WP	BK	GDP	TBF	NP-S	
2018 Idaho Falls (R)	1	4	6.94	9	9	0	0	0	0	35.0	51	30	27	6	0	9	0	23	1.71	.329	155	0	0	5	165	572 - 380	
2019 Lexington (A)	6	2	3.36	13	11	0	0	1	1	69.2	55	30	26	4	8	10	0	74	0.93	.216	255	3	1	4	278	1033 - 684	
Wilmington (A+)	5	3	2.95	13	12	1	1	0	0	76.1	66	25	25	5	0	13	0	76	1.03	.237	278	2	0	5	294	1198 - 777	
2020	Did not pitch (No Minor League season)																										
2021 NW Arkansas (AA)	2	0	1.59	4	4	0	0	0	0	17.0	13	3	3	0	0	3	0	25	0.94	.206	63	0	0	0	66	266 - 177	
2022 ACL Royals (R)	0	1	5.12	7	7	0	0	0	0	19.1	29	11	11	1	1	4	0	26	1.71	.354	82	2	0	1	89	160 - 139	
Quad Cities (A+)	0	0	0.00	1	1	0	0	0	0	4.0	6	0	0	0	0	1	0	6	1.75	.333	18	0	0	0	19	76 - 51	
NW Arkansas (AA)	1	3	6.92	9	9	0	0	0	0	39.0	51	33	30	7	4	17	0	30	1.74	.317	161	2	1	4	183	685 - 429	
2022 NW Arkansas (AA)	1	5	7.20	10	9	0	0	0	0	35.0	44	30	28	7	3	13	0	47	1.63	.301	146	4	1	1	164	669 - 431	
Omaha (AAA)	2	0	4.82	2	1	0	0	0	0	9.1	10	5	5	3	0	5	0	9	1.61	.263	38	0	0	0	43	183 - 107	
Minor League Totals (5 Seasons)	18	18	4.58	68	63	1	1	1	1	304.2	325	167	155	33	16	75	0	316	1.31	.272	1196	13	3	20	1301	4842 - 3175	



PLAYER

QUICK NOTES

CAREER HIGHS

32 CHRISTIAN CHAMBERLAIN

LHP • L/L • 5'10" • 175 lbs • 7/20/1999 (23)
2020 MLB Draft – Round 4 (Oregon State)
Born: Grand Junction, Colorado • Resides: Reno, Nevada

Ranked by *Baseball America* as the No. 24 Royals prospect

- 2023: Opened the year in NW Arkansas (AA) and made 20 appearances out of the bullpen for the Naturals and went 1-2 with a 1.99 ERA (7 ER in 31.2 IP), and struck out 49 (11.93 K/9) ... 14 of 20 Double-A appearances were scoreless ... promoted to Omaha on 6/20, made Triple-A debut 6/20 @ ROC (1.0 IP, 2 R, 2 K)
- 2022: After beginning the season with Quad Cities (A+), was assigned to NW Arkansas (AA) on May 31 and finished the season in Double-A ... pitched 33 games between the two levels, among Royals Minor League pitchers with at least 40.0 innings pitched, his 13.22 K/9 and 29.6% K% both ranked 3rd-best ... his 19.3% BB% was 2nd-worst
- 2021: Assigned to Quad Cities (A+) on 5/23 to begin his career in professional baseball and pitched two games out of the bullpen for the River Bandits, going 1-0 with a 4.91 ERA (2 ER in 3.2 IP) with just one walk and six strikeouts, before being placed on the 7-Day Injured List on 6/14, where he remained for the rest of the season.

4SFB (95-96), SL, SNK, CB

CONSECUTIVE BATTERS RETIRED: 0

SCORELESS STREAK: 0.0 IP

IP 2.2 (2x) Last: 5/14/22 vs. Wisconsin

K 6 5/3/22 @ Cedar Rapids

BB 4 4/8/22 @ South Bend

H 4 (2x) Last: 7/16/22 @ Corpus Christi

ER 6 6/17/22 vs. Arkansas

NP 48 4/8/22 @ South Bend

IP 3.0 (4x) Last: 5/16/21 vs. Cedar Rapids

K 6 5/16/21 vs. Cedar Rapids

BB 4 (2x) Last: 4/8/22 @ Springfield

H 5 8/24/22 vs. Springfield

ER 4 8/24/22 vs. Springfield

NP 50 8/24/22 vs. Springfield

55 JONAH DIPOTO

RHP • R/R • 6'1" • 225 lbs • 9/3/1996 (26)
2019 MLB Draft – Round 5 (UC San Diego)
Born: Queens, N.Y. • Resides: San Diego, Calif.

- 2023: For the 2nd straight year, made his spring debut with a scoreless Cactus League inning against his dad's Seattle Mariners, on 2/26 ... opened the regular season with NW Arkansas (AA), pitched 10.1 scoreless innings with 1 ER and 13 K across 7 relief outings ... assigned to Omaha (AAA) on 5/3, has not allowed an earned run in 12 of 17 outings with Omaha, a streak of 6 straight scoreless games was snapped 7/4 @ GWN.
- 2022: Pitched a scoreless Cactus League inning with a strikeout on 3/29 against his dad's Seattle Mariners ... spent the entire season with NW Arkansas (AA) and led the Naturals with 42 games pitched ... 11.87 K/9 ranked second among Royals minor leaguers (min. 60.0 IP), .212 opponents' batting average and 28.1% K% ranked 3rd.
- MISC: Full name is *Jonah Seaver Dipoto*, after Tom Seaver ... father Jerry Dipoto is currently the President of Baseball Operations for the Seattle Mariners, formerly their GM.

SNK (93-95), SL, CB

CONSECUTIVE BATTERS RETIRED: 1 (7/4)

SCORELESS STREAK: 0.1 IP (7/4)

Ranked by MLB Pipeline as the No. 22 Royals prospect ... Ranked by *Baseball America* as the No. 23 Royals prospect

- 2023: Opened the season back with NW Arkansas (AA) and appeared in 21 games out of the bullpen, with a 3.38 ERA (11 ER in 29.1 IP) and 44 strikeouts to 14 walks ... did not allow a run over his final 11.0 IP (6 games) with NWA, just 4 H and 4 BB with 17 K ... promoted to Omaha on 6/13 ... made his Triple-A debut on 6/14 vs. COL and threw 2.0 scoreless innings, struck out 5 batters including his first 3 ... fastball has topped out at 100.7mph.
- 2022: Opened the season on Injured List with shin splints, assigned to NW Arkansas (AA) on May 14, where he spent the entire season ... over 30 outings (3 starts), had a 10.51 ERA (51 ER in 43.2 IP) and 55 strikeouts to 51 walks (1.08 K/BB) ... among Royals Minor League pitchers (min. 40.0 IP), his 11.34 K/9 ranked 6th-best, and 22.0% BB% was last.
- 2021: Began his professional career in Quad Cities (A+), pitching in 36 games out of the bullpen for the River Bandits ... went 7-1 with four saves and a 3.58 ERA (25 ER in 70.1 IP and 121 strikeouts ... named an MLB.com Organization All-Star and recognized as the Royals' Pitching Prospect of the Year by MLB Pipeline.

4SFB (96-99), CB, SL

CONSECUTIVE BATTERS RETIRED: 4 (7/5)

SCORELESS STREAK: 4.1 IP (6/25 to 7/5)

IP 3.0 (5x) Last: 8/12/21 vs. Beloit

K 6 (5x) Last: 8/12/21 vs. Beloit

BB 5 (2x) Last: 6/2/22 vs. Corpus Christi

H 6 8/24/22 vs. Springfield

ER 7 8/24/22 vs. Springfield

NP 56 7/1/21 vs. Cedar Rapids

62 WILL KLEIN

RHP • R/R • 6'5" • 230 lbs • 11/28/1999 (23)
2020 MLB Draft – Round 5 (Eastern Illinois)
Born: Maryville, Tenn. • Resides: Bloomington, Ind.

- 2023: Has 3 stints with Omaha (3/31-5/16, 5/20-6/2 & 6/24-present) ... 7 of 18 appearances with the Chasers have been scoreless, has allowed 2+ runs in 9 of 18 ... earned his first professional save with 1.2 scoreless innings on 5/5 vs. LOU ... in two stints with Kansas City, has a 6.17 ERA (8 ER in 11.2 IP) over 8 games with 14 strikeouts, with 3 scoreless outings
- 2022: Made his first Opening Day roster with Kansas City, but only pitched in 7 games over three stints with the Major League club, also making 20 starts with Omaha (AAA) across three stints ... allowed less than two earned runs in 8 of his 20 starts with Omaha, including three scoreless outings.
- 2021: Kansas City's Paul Splittorff Minor League Pitcher of the Year, given to the top pitcher in the organization, also Omaha's Pitcher of the Year, the Triple-A East Pitcher of the Year and a Triple-A East post-season All-Star ... made 17 appearances (16 starts) and went 9-4 with a 3.46 ERA (31 ER in 80.2 IP) and a Triple-A best 115 strikeouts (12.8 K/9).

4SFB (95-98), SL, CH

CONSECUTIVE BATTERS RETIRED: 0

SCORELESS STREAK: 0.0 IP

IP 8.0 (2x) Last: 8/24/19 @ Frisco

K 10 (2x) Last: 7/3/21 @ St. Paul

BB 5 (3x) Last: 5/31/22 vs. Indianapolis

H 11 (2x) Last: 6/14/22 @ Iowa

ER 9 6/14/22 @ Iowa

NP 107 6/8/19 vs. Fayetteville

37 JACKSON KOWAR

RHP • R/R • 6'5" • 215 lbs • 10/4/1996 (26)
2018 MLB Draft – Round 5 (Florida)
Born: Weddington, N.C. • Resides: Charlotte, N.C.

- 2023: Opened the season with Omaha, contract selected by Kansas City on 6/18, optioned back to AAA on 7/1 ... 15 of 26 appearances with Omaha have been scoreless, including 7 perfect outings and 7 straight scoreless before getting called up ... 15.11 K/9 (47 K in 28.0 IP) ranks 2nd in the organization among Royals minor league pitchers with at least 20.0 IP ... debuted with KC on 6/18, allowed 3 ER in 6.2 IP (4.05 ERA) with two outings of 2.0 IP+ scoreless.
- 2022: Signed with the Yokohama DeNA BayStars of Nippon Professional Baseball (NPB) on December 8, 2021 and pitched in 32 games, going 1-3 with two saves, a 3.25 ERA (13 ER in 36.0 IP) and 56 strikeouts (10.3 K/9) between Japan's Central League (equivalent to Major League Baseball) and Eastern League (Japan's Minor Leagues).
- 2020-2021: Pitched 16 games in the Major Leagues between New York (AL) and Baltimore, with a 2-1 record and 14.40 ERA (24 ER in 15.0 IP) and 19 strikeouts ... pitched a scoreless ninth inning to finish the game his Major League debut on July 29 @ Baltimore.

4SFB (93-95), SPL, SL

CONSECUTIVE BATTERS RETIRED: 0

SCORELESS STREAK: 0.0 IP

IP 3.1 8/1/18 vs. Aberdeen

K 6 8/8/18 vs. Lowell

BB 5 9/12/21 vs. Rochester

H 5 7/12/18 vs. Brooklyn

ER 5 (2x) Last: 9/6/21 vs. TORONTO

NP 53 8/8/18 vs. Lowell

21 MIKE MAYERS

RHP • R/R • 6'2" • 220 lbs • 12/6/1991 (31)
Signed 12/22/2022 as a Minor League Free Agent
Drafted by Philadelphia – 2013, 3rd Round (Ole Miss)
Born: Grove City, Ohio • Resides: Naples, Florida

- 2023: Opened the season as Omaha's Opening Day starter and made 8 starts for Omaha, going 2-1 with a 6.88 ERA (26 ER in 34.0 IP), pitching two quality starts ... contract was selected by Royals on May 17, pitched in 6 games (2 starts) and went 1-2 with a 6.15 ERA (18 ER in 26.1 IP), threw 6.0 perfect innings in relief on May 28 @ STL ... DFA'd on 6/18, outrighted to Omaha 6/20 ... threw 2.0 scoreless innings of relief 6/23 @ ROC & 6/29 vs. IOW.
- 2022: Spent much of the season with the Los Angeles Angels, as he made 24 MLB appearances (3 starts) and went 1-1 with a 5.68 ERA ... Designated for Assignment on 5/26 and outrighted off the 40-man roster on 6/2 ... made eight starts for Salt Lake (AAA) before he returned to the Angels on 8/6, where he finished the season.
- 2021: For the second straight season, spent the entire year in the Major Leagues and pitched in a career-high 72 games for the Angels, tied for the 4th-most in the American League and 8th in MLB ... 88 of his career-high 90 strikeouts came in relief, and 7th among American League relievers.

4SFB (90-92), SL, CH, SNK, CB

CONSECUTIVE BATTERS RETIRED: 2 (7/5)

SCORELESS STREAK: 2.0 IP (7/5)

IP 9.0 5/2/15 @ Arkansas

K 10 (2x) Last: 6/3/17 vs. Omaha

BB 4 (6x) Last: 4/11/23 @ Iowa

H 11 5/15/15 @ Jupiter

ER 9 7/24/16 vs. LOS ANGELES (NL)

NP 102 (2x) Last: 6/3/17 vs. Omaha

48 JAMES MCARTHUR

RHP • R/R • 6'7" • 230 lbs • 12/11/1996 (26)
Traded from Philadelphia – 5/8/2023
Drafted by Philadelphia – 2018, 12th Round (Ole Miss)
Born/Resides: New Braunfels, Texas

- 2023: Traded by PHI to KC on 5/8 for OF Junior Marin and cash ... made 5 appearances (4 starts) with Lehigh Valley (AAA) and went 0-2 with a 7.31 ERA (13 ER in 16.0 IP) with 15 strikeouts and 7 walks ... 9 of 13 OMA outings have been scoreless, including 2 short starts and his last 7 ... 8 of 13 have been 2.0 IP+ ... threw 2 scoreless innings in his Royals organization debut on 5/12 @ SWB, has struck out 5 in a game 3x (5/16 vs. TOL, 5/24 @ STP, 7/6 @ GWN).
- 2022: Limited to 13 starts for Reading (AA) and went 2-6 with a 5.05 ERA ... s placed on the IL on 6/22 with a right posterior elbow impingement, reinstated on 6/29, recalled by the Phillies and placed on the 60-day IL for the remainder of the season with a right elbow stress reaction.
- 2021: Selected to Philadelphia's 40-man roster in November, recored a 4.25 ERA (37 ER in 78.1 IP) with 83 K in 20 games (15 starts) between Jersey Shore (A+) and Reading (AA).

SNK (93-95), CB, CH, COT

CONSECUTIVE BATTERS RETIRED: 5 (7/6)

SCORELESS STREAK: 15.2 IP (5/31 to 7/6)

IP 7.0 8/28/19 vs. Lakeland

K 10 8/13/21 vs. Akron

BB 6 6/9/21 vs. Hartford

H 8 (2x) Last: 4/27/22 @ New Hampshire

ER 6 (2x) Last: 4/27/22 @ New Hampshire

NP 98 6/15/22 vs. Portland

40 WALTER PENNINGTON

LHP • L/L • 6'2" • 205 lbs • 4/14/1998 (25)
Signed 8/19/2020 as an Undrafted Free Agent (Coca-Cola School of Mines)
Born: Englewood, Colo. • Resides: Broomfield, Colo.

- 2023: Opened the season with NW Arkansas (AA) and pitched 9.2 scoreless innings with 11 strikeouts across 8 relief outings, allowed 4 H and 4 BB for a 0.83 WHIP and .129 BAA ... assigned to Omaha (AAA) on 5/3 and made his Triple-A debut 5/5 vs. LOU, struck out his first 2 batters in a 1-2-3 7th inning ... four straight scoreless between 5/13 and 5/24 ... 9 of 16 OMA appearances this year have been scoreless ... 3.0 IP, 1 R on 56 pitches on 6/6 @ IND.
- 2022: Opened the season with Quad Cities (A+) and pitched 5.2 scoreless innings with nine strikeouts, across three relief outings ... assigned to NW Arkansas (AA) on 4/21, where he ended the season ... earned decisions in 5 of first 6 outings with Naturals (3 W, 1 L, 1 SV) ... 13 of 33 NWA outings were scoreless, allowed 1 ER or less in 20 of 33 ... made first pro start 6/22 vs. SPR ... was on the Injured List from 8/18 to 9/1, threw scoreless 8th inning in first outing back 9/3.
- MISC: Graduated from the Colorado School of Mines with a mechanical engineering degree, threw 224.2 innings, but also hit .288 with a 1.142 OPS as an outfielder.

SNK (92-94), SL, CH, 4SFB

CONSECUTIVE BATTERS RETIRED: 1 (7/3)

SCORELESS STREAK: 0.0 IP

IP 3.2 7/16/21 @ Myrtle Beach

K 5 (2x) Last: 4/15/22 vs. Cedar Rapids

BB 4 (3x) 8/17/22 vs. San Antonio

H 5 (4x) Last: 8/13/22 @ Arkansas

ER 6 8/17/22 vs. San Antonio

NP 58 6/22/22 vs. Springfield

47 EVAN SISK

LHP • L/L • 6'2" • 195 lbs • 4/23/1997 (26)
Traded from Minnesota – 5/24/2023
Drafted by St. Louis – 2018, 16th Round (College of Charleston)
Born: Pineville, N.C. • Resides: Chester, S.C.

- 2023: Has not allowed an earned run in 23 of his team-best 33 appearances, tied 4th in the league in games pitched ... threw 2.0 perfect innings 5/6 vs. LOU, season-high 2.1 shutout innings 6/7 @ IND ... 5 of his last 7 outings have been scoreless.
- 2022: Split his first full season in the Twins organization between Wichita (AA) and St. Paul (AAA), earned Minnesota MiLB.com Organization All-Star honors as a relief pitcher ... posted a 1.57 ERA (11 ER in 63.0 IP) with 76 strikeouts against 29 walks (10.86 K/9 and 2.62 K/BB) across 50 games between the two levels, the best ERA in 2022 among all MiLB relievers that made 50+ appearances and threw a minimum of 60.0 IP.
- 2021: Began the season in the Cardinals organization, acquired by Minnesota via trade on July 30 ... split the year between Peoria (A+), Springfield (AA) and Wichita (AA), combining to pitch in 31 games with a 3-1 record and 3.91 ERA (23 ER in 53.0 IP), striking out 69 with 35 walks ... originally drafted by St. Louis in the 16th Round in 2018.

SNK (90-92), SL, 4SFB, CH

CONSECUTIVE BATTERS RETIRED: 2 (7/6)

SCORELESS STREAK: 0.2 IP (7/6)

IP 3.0 (5x) Last: 6/18/21 @ Wichita

K 5 (4x) Last: 8/20/21 @ Springfield

BB 3 (3x) Last: 7/22/22 @ Indianapolis

H 5 (3x) Last: 8/12/21 @ Tulsa

ER 4 8/12/21 @ Tulsa

NP 55 8/20/21 @ Springfield

56 ANTHONY VENEZIANO

LHP • L/L • 6'6" • 200 • 9/1/1997 (25)
2019 MLB Draft – Round 10 (Catalina Carolina)
Born/Resides: Hackettstown, New Jersey

Ranked by *Baseball America* as the No. 9 Royals prospect

- 2023: Was the Opening Day starter for NW Arkansas (AA) and made 8 starts for the Naturals, going 5-1 with a 2.13 ERA (10 ER in 42. IP) with 5 BB and 48 K (9.6 K/BB, 10.2 K/9) ... 4 of his first 7 starts were scoreless, promoted to Omaha on 5/19 ... after 2.0 IP, in Triple-A debut on 5/24 @ STP, last 5 starts were all 5.0 innings or more, including quality start on 6.16 vs. COL ... made first relief appearances 7/5 @ GWN (1.2 IP, 2 ER).
- 2022: Spent the entire season with NW Arkansas (AA) and went 6-9 over 26 outings (25 starts) with a 5.72 ERA (78 ER in 122.2 IP) and 129 strikeouts, with a team best eight quality starts ... led the Naturals staff in games started (25) and innings pitched (122.2 IP) ... ranked 3rd among Royals farmhands in strikeouts, behind only Alec Marsh (156) and Adrian Alcantara (130), tied 3rd in the organization in games started and 4th in innings pitched.
- 2021: Named Quad Cities (A+) Pitcher of the Year ... across 22 starts, went 6-4 with a 3.75 ERA (39 ER in 93.2 IP), while striking out an organization-best 127 and walking just 37 ... named the High-A Central Pitcher of the Year and All-Star left-handed starting pitcher.

4SFB (91-94), CH, CL

CONSECUTIVE BATTERS RETIRED: 0

SCORELESS STREAK: 0.0 IP

IP 7.0 6/9/22 @ Tulsa

K 10 (3x) Last: 7/23/22 vs. Springfield

BB 5 (3x) Last: 8/25/22 vs. Springfield

H 12 7/29/19 vs. Missoula

ER 8 (2x) Last: 7/12/22 @ Amarillo

NP 101 5/30/23 vs. Memphis



RELIEVERS		ENTRANCE SITUATION			INNING ENTERING THE GAME										INHERITED RUNNERS			1-2-3 INNINGS		
PITCHER		LEAD	TRAIL	TIED	1	2	3	4	5	6	7	8	9	10+	BR INHR.	BR SCORE	% SCORE	TOTAL	POSSIBLE	% 1-2-3
31	Bowlan, Jonathan	1	-	-	-	-	1	-	-	-	-	-	-	-	-	-	-	2	4	50.0%
50	Castillo, Max	-	1	-	-	-	-	1	-	-	-	-	-	-	-	-	-	2	4	50.0%
32	Chamberlain, Christian	4	1	2	-	-	-	1	1	2	1	1	1	-	3	0	0.0%	1	3	33.3%
48	Cox, Austin	-	1	1	-	-	2	-	-	-	-	-	-	-	5	3	60.0%	0	4	0.0%
55	Dipoto, Jonah	7	7	3	-	-	1	1	1	5	3	4	1	1	15	7	46.7%	5	16	31.3%
62	Klein, Will	6	1	-	-	-	-	-	-	1	-	2	4	-	3	1	33.3%	3	9	33.3%
37	Kowar, Jackson	8	9	-	-	-	-	-	4	4	4	5	-	-	12	6	50.0%	0	17	0.0%
58	Kriske, Brooks	15	9	2	-	-	-	-	2	3	6	4	11	-	14	3	21.4%	7	24	29.2%
21	Mayers, Mike	3	1	-	-	-	1	-	1	-	2	-	-	-	-	-	-	2	6	33.3%
54	McArthur, James	6	5	1	-	-	-	1	4	2	4	1	-	-	5	1	20.0%	5	16	31.3%
40	Pennington, Walter	9	6	2	-	-	-	3	-	8	4	1	1	-	13	3	23.1%	7	16	43.8%
47	Sisk, Evan	13	15	-	-	-	-	1	1	7	11	8	4	1	11	9	81.8%	5	23	21.7%
56	Veneziano, Anthony	1	-	-	-	-	-	-	1	-	-	-	-	-	-	-	-	0	1	0.0%
SEASON (INCLUDING INACTIVE)		143	108	25	0	0	9	11	24	53	62	64	50	3	127	53	41.7%	74	271	27.3%

STORM CHASERS BULLPEN USAGE (PITCH COUNT, LAST TWO WEEKS)

DAY OF WEEK		MON	TUE	WED	THU	FRI	SAT	SUN	MON	TUE	THU	THU	FRI	SAT	SUN	LAST OMAHA RELIEF APPEARANCE									
DATE		6/26	6/27	6/28	6/29	6/30	7/1	7/2	7/3	7/4	7/5	7/6	7/7	7/8	7/9	GAME	IP	H	R	ER	BB	SO	HR	BF	
31	Bowlan, Jonathan							94								SUN 7/2 vs. Iowa [G1], W	4.1	3	1	1	4	7	0	20	
50	Castillo, Max					89 (START)						59				THU 7/6 @ Gwinnett	4.0	3	3	3	0	4	2	15	
32	Chamberlain, Christian (L)				13				18			21				THU 7/6 @ Gwinnett	0.1	0	3	3	3	0	0	4	
55	Dipoto, Jonah					13				23						TUE 7/4 @ Gwinnett	1.1	1	1	1	1	1	1	5	
62	Klein, Will				24				10		20					WED 7/5 @ Gwinnett	1.1	0	0	0	1	1	0	5	
37	Kowar, Jackson					28				27						TUE 7/4 @ Gwinnett, L	0.2	0	2	2	2	3	0	7	
58	Kriske, Brooks			22 (KC)		30 (KC)					14					WED 7/5 @ Gwinnett, L	1.0	1	1	0	1	0	0	5	
21	Mayers, Mike				21			7			28					WED 7/5 @ Gwinnett	2.0	5	4	4	0	2	1	10	
54	McArthur, James			40 (KC)					20			42 (START)				MON 7/3 vs. Iowa	1.2	0	0	0	0	3	0	5	
40	Pennington, Walter (L)			10		14			12							MON 7/3 vs. Iowa	0.2	1	1	0	1	0	0	4	
47	Sisk, Evan (L)			22				10	12		11	25				THU 7/6 @ Gwinnett, L	0.1	0	3	3	3	0	0	4	
56	Veneziano, Anthony										39					WED 7/5 @ Gwinnett	1.2	2	2	2	3	1	0	9	

OMAHA STARTING PITCHER SPLITS						1ST PITCH STRIKES			1-2-3 INNINGS			OMAHA STARTERS VS. RELIEVERS			
	PITCHER	GS	W-L	TEAM W-L	R SUPPORT	SUPPORT/GS	FPS	TBF	% FPS	TOTAL	POSSIBLE	% 1-2-3	STARTERS	RELIEVERS	
	Heasley, Jonathan	13	1-5	7-6	36	2.77	174	296	58.8%	18	62	29.0%			
	Parrish, Drew	12	3-2	12-5	59	4.92	128	247	51.8%	12	49	24.5%	19-19	W-L	21-22
50	Castillo, Max	11	2-6	3-8	25	2.27	152	248	61.3%	19	56	33.9%	5.16	ERA	5.39
48	Cox, Austin	8	2-1	4-4	22	2.75	82	149	55.0%	13	37	35.1%			
21	Mayers, Mike	8	2-1	3-5	15	1.88	99	160	61.9%	9	34	26.5%	368.0	INNINGS	345.2
56	Veneziano, Anthony	6	4-1	4-2	25	4.17	73	125	58.4%	9	29	31.0%			
	Lynch, Daniel	4	2-0	3-1	15	3.75	43	75	57.3%	6	17	35.3%	388 (69)	HITS (HR)	338 (43)
	Yarbrough, Ryan	3	0-0	1-2	5	1.67	37	53	69.8%	5	14	35.7%	222 (211)	R (ER)	238 (207)
	Marsh, Alec	3	2-0	2-1	14	4.67	46	66	69.7%	1	15	6.7%			
	Mengden, Daniel	3	0-0	3-0	7	2.33	19	49	38.8%	2	7	28.6%	159	BB	227
41	Zepa, Angel	2	0-1	0-2	4	2.00	23	40	57.5%	1	8	12.5%			
51	Keller, Brad	2	0-0	1-1	5	2.50	12	19	63.2%	0	4	0.0%	317	K	397
54	McArthur, James	2	0-0	1-1	5	2.50	12	19	63.2%	3	5	60.0%	1.49	WHIP	1.63
25	Ragans, Cole	1	0-1	0-1	2	2.00	17	27	52.4%	1	4	25.0%	.273	AVG	.255
31	Bowlan, Jonathan	1	1-1	1-1	5	5.00	14	23	60.9%	0	5	0.0%			
	Martinez, Marcelo	1	0-1	0-1	1	1.00	13	22	59.1%	2	5	40.0%			
37	Kowar, Jackson	1	0-1	0-1	1	1.00	9	14	64.3%	0	2	0.0%			
		81			246	3.04	947	1,626	58.2%	101	353	28.6%			

OMAHA STARTING PITCHER/CATCHER MATCHUPS

	LOGAN PORTER								JAKSON REETZ								FREDDY FERMIN								JOSÉ BRICEÑO								TOTALS								
PITCHER	GS	W-L	ERA	IP	ER	BB	SO		GS	W-L	ERA	IP	ER	BB	SO		GS	W-L	ERA	IP	ER	BB	SO		GS	W-L	ERA	IP	ER	BB	SO		GS	W-L	ERA	IP	ER	BB	SO		
Heasley, Jonathan	6	0-4	7.84	31.0	27	10	33		3	0-0	4.12	15.1	7	7	11		4	1-1	10.20	17.2	21	9	16			-	-	-	-	-	-		13	1-5	7.73	64.0	55	26	60		
Parrish, Drew	7	2-2	7.59	32.0	27	19	20		3	1-0	1.46	12.1	2	12	10		2	0-0	3.86	7.0	3	3	11			-	-	-	-	-	-		12	3-2	5.61	51.1	32	34	41		
50 Castillo, Max	3	1-2	4.02	15.2	7	2	2		4	1-2	3.97	22.2	10	5	21		2	0-2	7.71	9.1	8	5	4		2	0-0	4.09	11.0	5	3	6		11	2-6	4.60	58.2	30	15	33		
48 Cox, Austin	6	1-1	3.81	26.0	11	12	23		2	1-0	0.82	11.0	1	6	9			-	-	-	-	-	-		8	2-1	2.92	37.0	12	18	32		8	2-1	2.92	37.0	12	18	32		
21 Mayers, Mike	-	-	-	-	-	-	-		5	2-0	4.91	22.0	12	11	20		3	0-1	10.50	12	14	6	9			-	-	-	-	-	-		6	4-0	6.88	34.0	26	17	29		
56 Veneziano, Anthony	3	2-0	2.81	16.0	6	7	15		2	1-0	8.59	7.1	7	6	6			-	-	-	-	-	-		1	1-0	0.00	6.1	0	3	2		6	2-1	3.64	29.2	12	16	23		
Lynch, Daniel	1	1-0	0.00	6.0	0	0	5		3	1-0	5.25	12.0	7	3	13			-	-	-	-	-	-		4	2-0	3.50	18.0	7	3	18		4	2-0	3.50	18.0	7	3	18		
Yarbrough, Ryan	1	0-0	3.86	4.2	2	1	9		-	-	-	-	-	-	-			-	-	-	-	-		2	0-0	0.00	10.0	0	1	9		3	0-0	1.23	14.2	2	2	18			
Marsh, Alec	3	2-0	2.40	15.0	4	7	19		-	-	-	-	-	-	-			-	-	-	-	-		3	2-0	2.40	15.0	4	7	19		3	2-0	2.40	15.0	4	7	19			
Mengden, Daniel	2	0-0	5.87	7.2	5	4	5		1	0-0	3.00	3.0	1	1	4			-	-	-	-	-		3	0-0	5.06	10.2	6	5	9		2	0-0	5.06	10.2	6	5	9			
41 Zepa, Angel	2	0-1	6.23	8.2	6	5	12		-	-	-	-	-	-	-			-	-	-	-	-		2	0-1	6.23	8.2	6	5	12		3	0-0	5.06	10.2	6	5	9			
51 Keller, Brad	1	0-0	4.50	2.0	1	2	3		-	-	-	-	-	-	-			-	-	-	-	-		2	0-0	2.25	4.0	1	5	3		2	0-0	2.25	4.0	1	5	3			
54 McArthur, James	1	0-0	0.00	3.0	0	0	5		-	-	-	-	-	-	-			1	0-0	0.00	2.0	0	3	0		1	0-0	0.00	2.0	0	0	2		2	0-0	0.00	5.0	0	0	7	
25 Ragans, Cole	1	0-1	9.64	4.2	5	0	5		-	-	-	-	-	-	-			-	-	-	-	-		1	0-0	0.00	2.0	0	3	0		2	0-0	0.00	5.0	0	0	7			
31 Bowlan, Jonathan	1	1-0	7.20	5.0	4	1	2		-	-	-	-	-	-	-			-	-	-	-	-		1	0-1	9.64	4.2	5	0	5		1	0-1	9.64	4.2	5	0	5			
Martinez, Marcelo	1	0-1	9.00	5.0	5	1	3		-	-	-	-	-	-	-			-	-	-	-	-		1	1-0	7.20	5.0	4	1	2		1	1-0	7.20	5.0	4	1	2			
37 Kowar, Jackson	1	0-1	9.00	5.0	5	1	3		-	-	-	-	-	-	-			-	-	-	-	-		1	0-1	9.00	5.0	5	1	3		1	0-1	9.00	5.0	5	1	3			
Relievers	-	9-11	5.75	166.0	125	114	188		-	4-8	5.29	98.2	58	64	119		-	5-7	4.97	54.1	30	31	57		-	3-2	4.39	26.2	13	18	33		-	21-22	5.39	345.2	207	227	397		
TOTALS	39	19-23	5.56	348.1	215	185	349		23	11-0	4.62	204.1	105	115	213		12	6-6	6.99	103.0	80	58	100		7	4-2	2.79	58.0	18	28	52		81	40-41	5.27	713.2	418	386	714		
	CS/ATT		12/57		PCT		21.05%		CS/ATT		5/29		PCT		17.24%		CS/ATT		3/10		PCT		30.00%		CS/ATT		7/42		1/8		PCT		12.5%		CS/ATT		21/103		PCT		20.39%



PLAYER

3 TUCKER
BRADLEY

OUTFIELDER • L/L • 6'0" • 195 • 5/6/1998 (24)
Signed 6/23/2020 as an Undrafted Free Agent (Georgia)
Born/Resides: Chickamauga, Georgia

60 JOSÉ
BRICEÑO

CATCHER • R/R • 6'3" • 230 • 9/19/1993 (30)
Signed 1/18/2023 as a Minor League Free Agent
Originally signed 4/29/2010 with Colorado (Intl. F.A.)
Born: Caracas, Venezuela • Resides: Mesa, Arizona

17 ANGELO
CASTELLANO

INFILDER • R/R • 6'0" • 165 • 1/13/1995 (28)
Signed 7/16/2011 as an International Free Agent
Born/Resides: San Diego, Venezuela

6 CLAY
DUNGAN

INFILDER • L/R • 6'1" • 195 • 6/2/1996 (27)
2019 MLB Draft – Round 9 (Indiana State)
Born: Muncie, Indiana • Resides: Alexandria, Indiana

24 NATE
EATON

INFILDER/OUTFIELDER • R/R • 5'11" • 200 • 12/22/1996 (26)
2018 MLB Draft – Round 21 (VMI)
Born/Resides: Chester, Virginia

28 TYLER
GENTRY

OUTFIELDER • R/R • 6'2" • 215 • 2/1/1999 (24)
2020 MLB Draft – Round 3 (Alabama)
Born: Memphis, Tenn. • Resides: Arlington, Tenn.

11 ADEINY
HECHAVARRÍA

INFILDER • R/R • 6'0" • 195 • 4/15/1989 (34)
Signed 6/16/2023 as a Minor League Free Agent
Originally signed 4/13/2010 with Toronto (Intl. F.A.)
Born: Santiago De Cuba, Cuba • Resides: Weston, Florida

18 BREWER
HICKLEN

OUTFIELDER • R/R • 6'2" • 220 • 2/9/1996 (27)
2017 MLB Draft – Round 7 (Alabama at Birmingham)
Born/Resides: Huntsville, Alabama

22 JERMAINE
PALACIOS

INFILDER • R/R • 6'0" • 200 • 7/19/1996 (26)
Signed 6/12/2023 as a Minor League Free Agent
Originally signed 9/6/2013 with Minnesota (Intl. F.A.)
Born/Resides: Barquisimeto, Venezuela

14 LOGAN
PORTER

CATCHER/INFILDER • R/R • 6'0" • 200 • 7/12/1995 (27)
Signed 6/21/2018 as an Undrafted Free Agent (Dixie State)
Born: Phoenix, Arizona • Resides: Surprise, Arizona

7 JOHN
RAVE

OUTFIELDER • L/L • 6'0" • 200 • 12/30/1997 (25)
2019 MLB Draft – Round 5 (Illinois State)
Born: Canton, Illinois • Resides: Bloomington, Illinois

0 SAMAD
TAYLOR

INFILDER/OUTFIELDER • R/R • 5'10" • 160 • 7/11/1998 (24)
Traded from Toronto – 8/2/2022
Drafted by Cleveland – 2013, 10th Round (Corona HS)
Born: Corona, California • Resides: Sioux Falls, South Dakota

9 PAXTON
WALLACE

INFILDER • R/R • 6'1" • 215 • 1/6/1999 (24)
Signed 12/19/2022 as a Minor League Free Agent
Originally signed 6/16/2021 with Los Angeles, AL (MLB F.A.)
Born: Little Rock, Arkansas • Resides: Greenvier, Arkansas

QUICK NOTES

Ranked by MLB Pipeline as the No. 26 Royals prospect

2023: Has 9 multi-hit games in his last 29 games and hits in 21 of his last 29, after collecting just 4 multi-hit games in his first 24, with hits in just 10 of his first 24 ... hit pinch-hit 2-run double in win on 4/14 and had 3 RBI off the bench in comeback win ... 3-for-3, 2 RBI on his birthday, 5/6 vs. LOU ... hit .367 with 1.006 OPS over 17 games in June

2022: Spent the entire season with NW Arkansas (AA) and reached base in 90 of 109 games (82.57%), reached base multiple times in team-best 56 games ... 1st on team with 33 multi-hit games ... hit two grand slams, on 4/23 @ FRI & 5/12 vs. WCH ... reached base at least twice in seven straight games from 7/26 to 8/2

2021: Began his professional career splitting the year between Columbia (A) and Quad Cities (A+), 380 OBP ranked fourth among qualified Royals Minor Leaguers.

HIT STREAK: 2 Games (7/5 to 7/6). 333 (3-for-9), 1 3B

2023: Opened the season in NW Arkansas (AA) and appeared in 15 games for the Naturals (11 starts at catcher) and hit .246 (16-for-65) with 3 2B and 7 RBI ... on the injured list from 4/30 to 5/16 and again from 5/24 to 6/9 ... assigned to Omaha on 6/16.

2022: Began the season with the Lexington Legends in the independent Atlantic League and appeared in 26 games before signing with Kansas City on May 23 and reporting to Omaha (AAA), where he finished the season, slashing .252/.298/.405 (33-for-133) over 37 games the Storm Chasers (34 starts at catcher).

2016 to 2020: Played 5 seasons in the Angels system, beginning in High-A in 2016 before making his MLB debut in 2018 ... played 46 Major League games with the Angels in 2018 and hit .239 (28-for-117), made his debut on May 26 at Yankee Stadium, went 2-for-4 with 1 homer and 2 RBI ... played 2 games with the Angels in 2020.

2010 to 2015: Played 5 seasons in the Rockies system and reached Low-A ... traded to Atlanta in Jan. 2015 and spent the year in High-A, traded to the Angels in Nov. 2015.

HIT STREAK:

2023: Has hits in 37 of 62 games ... has made at least 5 starts at all 4 infield positions: 1B (9), 2B (5), 3B (9%) and SS (39) ... this season in his 13th in the Royals organization, all in the Minors, with 865 games played (201 in Triple-A).

2022: In his 11th year as a member of the Royals' organization, began the year with Omaha, but assigned to NW Arkansas (AA) on 8/9 and finished the season with the Naturals ... over 59 games with the Storm Chasers, slashed .218/.318/.316 (38-for-174) while playing six different positions (1B, 2B, 3B, SS, LF & RF) ... made at least 10 starts at each SS (150.2 innings), 3B (121.0 innings) and 1B (115.0 innings) ... snapped 0-for-27 stretch with Naturals on 8/21 vs. San Antonio ... 15-for-67 over last 20 games after hitless streak ended ... played 80th MLB game (all in Royals system) on 9/15 vs. Frisco, entered as defensive replacement.

2011-2023: Has played 403 games in the Royals' minor league system, slashing .232/.311/.312 (606-for-2610), with 29 HR and 271 RBI ... 2013 Dominican Royals Player of the Year ... 143 games with Omaha between 2021 and 2023, hitting .226 over 80 games in 2021 after an early-season promotion from Double-A.

HIT STREAK: 3 Games (7/4 to 7/6). 545 (6-for-11), 2 2B, 1 3B

2023: Opened the season on the injured list with a right hamate fracture he suffered in Spring Training, activated from the injured list 5/4 and made his season debut 5/5 ... first hit of the season was a HR in the 3rd inning on 5/9 @ SWB, hasn't hit one since ... has made starts at 2B (14), SS (9) & 3B (9) this year.

2022: Spent the entire season with Omaha and tied for 1st on the team in triples (4), while ranking 2nd in games played (127), plate appearances (515) and runs (64), 3rd in doubles (22), total bases (151), stolen bases (17) and walks (47), 4th in hits (94) and 5th in RBI (52) ... made starts at a career-high six positions for the Chasers, including 2B, 6B (2), 3B (40), 4G (55), 5G (6) and his first professional appearances in the outfield: in LF (13 G), CF (1 G) and RF (2 G).

2021: Spent the entire season with NW Arkansas (AA), playing in 108 of the team's 119 regular season games, including 104 starts as the leadoff hitter ... led the Naturals in games played, at-bats (444), runs scored (74) and hits (128) ... led off the game with a hit 32 times, including 10 of his last 19 regular season games.

HIT STREAK: 2 Games (7/4 to 7/6). 500 (3-for-6), 2 2B

2023: Made his first Opening Day roster with Royals, but has hit .075 (4-for-53) in 28 games over 4 stints with KC ... on his 4th stint with Omaha (4/24-5/5, 5/25-6/9, 6/16-6/23 & 6/26-pres) ... threw a scoreless inning 4/10 @ TEX, 2 hits and 1 strikeout, fastball sat 91-95 ... after opening 0-for-25 with KC, hits in first 2 ABs with OMA, HR in first AB 4/27 @ NAs ... homered in first AB back 6/17 vs. COL ... has hits in 19 of 30 games with Omaha, 9 multi-hit games.

2022: Split time in the Minor Leagues between NW Arkansas (AA) and Omaha (AAA) but also appeared in 44 games with Kansas City over three separate stints with the Royals: 7/14-7/17, 8/4-22 and 9/1 through the end of the regular season ... opened the year in Double-A but made his MLB debut July 14 ... led the majors with a 98.1 mph arm strength ... for the 2nd straight year, saw time at five positions in the Minors (SS, 3B, LF, CF and RF), played in the OF for 27 of his first 29 games, then played 3B for 12 of his last 15 games.

2021: Began the season with Quad Cities (A+) and played 70 games for the River Bandits, led the team in stolen bases (23) and played in the Arizona Fall League.

HIT STREAK:

Ranked by MLB Pipeline as the No. 6 Royals prospect ... Ranked by Baseball America as the No. 7 Royals prospect

2023: Has reached base in 55 of 67 games this season ... 1st on team with 47 RBI, 19 doubles & 28 extra base hits, 2nd with 111 total bases, 66 hits & 38 runs, tied 2nd with 38 walks, tied 3rd with 8 homers ... 68 starts in RF are the most of any Storm Chaser at a single defensive position ... hit .281 (27-for-97) with a .769 OPS in 24 May games after hitting .198 (17-for-86) with a .667 OPS in April, then just .207 (18-for-87) with a .675 OPS in June.

2022: Named Kansas City's George Brett Award inner (top position player in the organization and NW Arkansas (AA) ... began season in Quad Cities (A+), assigned to NW Arkansas 6/14 ... ranked 8th in MLB in batting average (.326) ... Royals on leader in AVG (.326), SLG (.542) and OPS (.964), 2nd in OBP (.422) ... drove in at least one run in 36 of 73 games since joining the Naturals, reached base in 64 of 73 games (87.67%) ... reached in 28 straight games, 7/30 to 9/3, with .485 OBP.

2021: Spent his first pro season in Quad Cities (A+), played everyday for the first two months of the season ... placed on the 7-Day injured list on 7/14 and then the 60-Day IL 8/2 ...

HIT STREAK: 2 Games (7/5 to 7/6). 250 (2-for-8), 1 HR

2023: Signed with Atlanta on 3/30, went 1-for-11 in Spring Training and was released 3/22 ... on 4/11, signed with the Long Island Ducks in the independent Atlantic League, appeared in 18 games and hit .297 (43-for-145) with 7 HR and 34 RBI, signed with Kansas City on June 16 and assigned to Omaha ... first OMA HR was 4th inning grand slam on 6/22 @ ROC ... has 11 RBI in 15 games with Omaha.

2021-2022: Signed with the Chiba Lotte Marines of Nippon Professional Baseball in December 2020 and played 155 NPB games over the 2021 and 2022 seasons, with a .213 average (.96-for-450) ... hit 24 doubles and 6 homers with 44 RBI over his two seasons (79 games in 2021, 76 in 2022) ... also played 32 games in the Eastern League (minor league).

MLB Experience: Between 2012 and 2020, has appeared in 922 Major League games over parts of 9 seasons (Toronto (2012), Miami (2013-17), Tampa Bay (2017-18), Pittsburgh (2018), New York, AL (2018), New York, NL (2019) and Atlanta (2019-20) ... is a career .253 hitter with a .641 OPS ... has started 757 games at SS (672.0 innings).

HIT STREAK: 2 Games (7/5 to 7/6). 250 (2-for-8), 1 2B

2023: Began the season on the 7-Day Injured list (right elbow strain) and activated 4/25 ... has hits in 11 of his last 13 games with 8 XBH ... has played in 48 of Omaha's 60 games since he activated, with team-leading 30 starts at DH (and 18 of the last 23), has hit 1st in the lineup 8 times.

2022: Played in 130 games for Omaha (AAA) and was named the Royals Triple-A Player of the Year but also appeared in six games with Kansas City over two separate stints with the Royals: May 26-30 and July 14-17 ... contract was selected by KC May 26 and made his major league debut that night in Minnesota, starting in CF ... reached base in 34 straight games between 7/26 and 9/2 ... set career highs in 2B (30), HR (28), RBI (85) and R (85) ... finished just two homers shy of a 30/30/30 season (HR/SB/2B).

2021: Spent the entire year with NW Arkansas (AA), led all Double-A hitters with 40 steals, tied 13th in all of the Minors ... homered twice in the AA-Central Championship Series.

HIT STREAK:

2023: Signed with Detroit as a Minor League free agent on 12/14/2022 and appeared in 36 games with Toledo (AAA), hitting .176 (22-for-125) with 6 HR and 21 RBI, hitting 3 HR with 6 RBI in 6 games @ Werner Park ... released on 6/8, signed by Kansas City on 6/12 and assigned to Omaha ... in 12 games, has 7 hits, including 4 that are XBH (3 1B, 3 2B, 1 HR).

2022: In his 8th season in the Twins organization, saw his first Major League action in 2022, playing in 30 games with Minnesota and 102 with ST Paul (AAA) ... made his Major League debut in game one of the doubleheader on May 31 at Detroit, going 0-for-3 with a walk and run scored, also pitched twice, totaling 0.2 scoreless innings ... named a Twins Organization All-Star by MLB.com for the 4th time in his career, hitting .283 (111-for-392) with a .803 OPS in Triple-A with the Saints

2021: Played 110 games with Wichita (A), 7th in the Texas League in R (69) & HR (19), tied 7th with 106 H, tied 8th with 180 TB ... named a Twins Organization All-Star.

HIT STREAK:

2023: Career-high 30-game on-base streak ended yesterday ... 6 HR in 17 games in April, but 2 in 28 games since ... has reached base in 56 of 65 games played with hits in 48 of 65 games ... has 23 walks in his last 25 games after drawing 15 walks in his first 41 games ... hit the 3rd two-HR game of his career on 4/5 vs. Toledo.

2022: Began the season in NW Arkansas (AA) and reached in 66 of 77 games, reached multiple times in 49 games ... assigned to Omaha (AAA) on 8/9 and finished season @ MLB IN ON-BASE PERCENTAGE (.442) ... combining his AA & AAA numbers, was the Royals system leader in OBP (.442), 2nd in OPS (.918), 3rd in batting average (.301)

2021: Spent the season with Quad Cities (A+) and slashed .241/.368/.451 (62-for-257) in 77 games ... named a High-A Central post-season All-Star at catcher.

MISC: Grew up down the street from Surprise Stadium, was a dubble for the AZL Royals the summer of 2011 while in high school, also caught bullpens for the team.

HIT STREAK:

2023: Since 5/30 with NW Arkansas (AA), has reached base in 29 straight games ... opened the season with NWA, played 54 games for the Naturals, with 5 HR, 24 RBI & team-leading 34 BB ... made 40 of 53 starts in RF ... hit 3 HR on 4/18 vs. Amarillo with 6 RBI ... transferred to Omaha on 6/13 and has hits in 16 of 18 games with the Chasers, with 25 HR (11 XBH) and 18 RBI since he joined the team ... hit safely in first 9 games ... drove in 8 runs in series vs. COL (6/3 to 6/18).

2022: Spent most of the season with NW Arkansas (AA), played 111 games with the Naturals, also appeared in 11 games with Omaha across two stints (5/25-6/4 & 7/12-7/19) ... slashed .195/.233/.390 (19-for-41) over 11 games for the Chasers, including 4 RBI games on 7/17, 7/18, 7/19 & 7/20 ... played 18 games for Surprise in the Arizona Fall League.

2021: Spent the season with Quad Cities (A+) and appeared in 77 games for the High-A Central Champion River Bandits ... named an MLB.com Organization All-Star in the outfield for Kansas City and slashed .252/.352/.453 (70-for-278) ... hit 14 homers and stole 13 bases, making him one of five 13-13 players in the system in 2021.

HIT STREAK: 2 Games (7/5 to 7/6). 222 (2-for-9), 1 2B

Ranked by MLB Pipeline as the No. 19 Royals prospect ... Ranked by Baseball America as the No. 25 Royals prospect

2023: Opened the season with Omaha and hit .304 over 62 games, called up to the big leagues for the first time on 6/16, optioned back on 7/4 ... hit .405 with a 1.214 OPS over 12 games in June and 14 of his last 18 plate appearances before getting called up, has reached base for Omaha in 54 of 64 games ... 3rd in Triple-A and 9th in MLB in steals (38) ... stole 4 bases on 5/4 vs. LOU & 7/5 @ GWN ... hit .133 (4-for-30) over 12 games with KC ... first MLB hit was walk-off RBI single in MLB debut on 6/17 vs. LAA.

2022: Began the year in the Blue Jays system with Buffalo (AAA), playing in 70 games before being acquired by Kansas City at the 2022 Trade Deadline with RHP Max Castillo in exchange for Whit Merrifield, did not play the rest of the season due to a preexisting injury (left oblique strain) ... added to KC 40-man roster 11/10/22 ... traded from CLE to TOR on 7/31/2017.

HIT STREAK: 2 Games (7/5 to 7/6). 500 (4-for-8), 1 2B

2023: Opened the season with Quad Cities (A+) on the development list, activated 4/13 and appeared in 18 games for the River Bandits, transferred to Omaha on 6/11 but did not appear in a game, back to QC on 6/13 and OMA again on 6/23 ... 21 starts at 1B in 22 games at High-A, hitting .253 (19-for-75).

2022: Was injured to begin the season and released by the Los Angeles Angels on May 19 ... played for the Joliet Slammers in the Frontier League, hitting .343 (23-for-67) with 4 home runs in 18 games ... his younger brother, Cayden, was selected by Kansas City in the 2nd round of the 2022 Draft.

2021: Signed as an undrafted free agent by the Los Angeles Angels on July 17, 2021 and reported to Inland Empire (A), where he slashed .280/.400/.480 (21-for-75) with 4 home runs in 23 games.

MISC: Attended Wichita State University, where he played in 138 games and hit 21 home runs across three seasons ... brother Cayden is currently with KC's A+ affiliate, Quad Cities.

HIT STREAK:

ON-BASE BASE STREAK: 18 Games (6/13 to 7/6). 385 (25-for-65), 11 BB

CAREER HIGHS

H	3	(18x) Last: 5/6/23 vs. Louisville
R	3	(6x) Last: 4/8/23 vs. Toledo
HR	2	8/10/21 vs. Beloit
RBI	5	6/24/21 @ Beloit
BB	3	(3x) Last: 9/3/22 @ Tulsa
SB	3	7/9/22 vs. Tulsa
H	4	(7x) Last: 4/4/19 @ Albuquerque
R	4	(2x) Last: 7/11/13 vs. Orem
HR	3	6/28/13 vs. Orem
RBI	7	6/28/13 vs. Orem
BB	3	7/18/11 @ DSL Padres
SB	3	6/21/10 vs. DSL Diamondbacks
H	4	(5x) Last: 8/18/17 vs. Asheville
R	4	6/26/16 @ Grand Junction
R	2	7/19/19 @ Amarillo
HBI	5	7/17/22 @ Rochester
BB	3	(6x) Last: 6/17/23 vs. Columbus
SB	2	(2x) Last: 6/6/23 @ Indianapolis
H	6	6/23/19 vs. Billings
R	4	9/3/19 vs. Missoula
HR	2	6/26/22 vs. Columbus
RBI	4	(3x) Last: 6/28/22 @ St. Paul
BB	3	(2x) Last: 6/20/23 @ Rochester
SB	3	(2x) Last: 8/8/21 @ Arkansas
H	4	(8x) Last: 9/3/22 @ DETROIT
R	3	(21x) Last: 6/17/23 vs. Columbus
HR	3	(3x) Last: 6/17/23 vs. Columbus
RBI	4	(6x) Last: 6/22/22 vs. Columbus
BB	4	7/29/18 @ Ogden
SB	3	(2x) Last: 5/26/23 @ St. Paul
H	4	(2x) Last: 5/30/23 vs. Memphis
R	4	(2x) Last: 7/17/22 @ Corpus Christi
R	2	(2x) Last: 6/29/22 @ Amarillo
HR	6	6/21/21 vs. Beloit
BB	3	(6x) Last: 4/20/23 vs. Gwinnett
SB	1	(18x) Last: 6/2/23 vs. Memphis
H	4	(11x) Last: 4/25/19 vs. Buffalo
R	4	(2x) Last: 8/5/11 @ Bowie
HR	2	(2x) Last: 9/29/19 @ NEW YORK (NL)
RBI	7	5/5/13 @ PHILADELPHIA
BB	3	(3x) Last: 8/3/12 @ Albuquerque
SB	2	(3x) Last: 4/29/12 vs. Tacoma
H	4	(4x) Last: 5/25/22 @ Louisville
R	4	8/21/19 vs. Salem
HR	3	8/22/19 vs. Salem
RBI	5	(2x) Last: 8/24/21 vs. Springfield
BB	3	(3x) Last: 6/20/19 vs. Frederick
SB	3	(5x) Last: 4/22/22 @ Memphis
H	5	6/9/17 vs. Burlington
R	5	(2x) Last: 5/8/22 @ Omaha
HR	2	(5x) Last: 5/17/23 @ Omaha
RBI	4	(3x) Last: 6/28/22 @ St. Paul
BB	3	5/7/22 vs. Columbus
SB	3	(2x) Last: 8/8/21 @ Arkansas
H	4	8/6/19 @ Johnson City
R	3	(4x) Last: 8/1/21 vs. South Bend
HR	2	(3x) Last: 4/5/23 vs. Toledo
RBI	4	(2x) Last: 8/10/21 vs. Beloit
BB	3	(8x) Last: 6/14/23 vs. Columbus
SB	1	(2x) Last: 6/18/23 vs. Columbus
H	4	(4x) Last: 6/18/23 vs. Columbus
R	5	4/18/23 vs. Amarillo
HR	3	4/18/23 vs. Amarillo
RBI	6	4/18/23 vs. Amarillo
BB	3	(3x) Last: 9/10/22 @ Wichita
SB	3	8/22/21 @ South Bend
H	4	(4x) Last: 6/15/22 @ Lehigh Valley
R	4	6/8/21 @ Portland
R	4	(4x) Last: 6/21/22 vs. St. Paul
RBI	5	(2x) Last: 6/21/22 vs. St. Paul
BB	4	4/16/22 @ Rochester
SB	4	(3x) Last: 7/6/23 @ Gwinnett
H	3	8/25/21 @ Stockton
R	2	(2x) Last: 4/21/23 vs. Wisconsin
HR	1	(4x) Last: 8/25/21 @ Stockton
RBI	3	8/6/21 @ Visalia
BB	3	8/6/21 @ Visalia
SB	1	8/3/21 @ Visalia



SO NICE, THEY DID IT TWICE (OR MORE)	MULTI-HIT GAMES					MULTI-RUN GAMES					MULTI-RBI GAMES					MULTI-BB GAMES					MULTI-K GAMES					MULTI-SB GAMES				
	2	3	4	5+	T	2	3	4	5+	T	2	3	4	5+	T	2	3	4	5+	T	2	3	4	5+	T	2	3	4	5+	T
3 Bradley, Tucker	11	2	-	-	13	5	1	-	-	6	3	4	-	-	7	6	-	-	-	6	3	-	1	-	4	4	-	-	-	4
60 Briceño, José	-	-	-	-	-	-	-	-	-	-	-	-	-	-	-	-	-	-	-	-	-	1	-	-	1	-	-	-	-	-
17 Castellano, Angelo	7	2	-	-	9	7	-	-	-	7	6	1	-	-	7	4	2	-	-	6	5	1	-	-	6	1	-	-	-	1
6 Dungan, Clay	5	1	-	-	6	2	1	-	-	3	2	1	-	-	3	2	1	-	-	3	5	-	-	-	5	1	-	-	-	1
24 Eaton, Nate	6	3	-	-	9	1	2	-	-	3	4	-	-	-	4	1	-	-	-	1	8	1	-	-	9	1	1	-	-	2
28 Gentry, Tyler	14	1	1	-	16	3	2	-	-	5	6	3	1	1	11	5	1	-	-	6	11	7	-	-	18	-	-	-	-	-
11 Hechavarria, Adeiny	1	1	-	-	2	1	-	-	-	1	-	-	1	-	1	1	-	-	-	1	2	-	-	-	2	-	-	-	-	-
18 Hicklen, Brewer	6	2	-	-	8	5	1	-	-	6	3	1	-	-	4	4	-	-	-	4	13	2	-	-	15	-	-	-	-	-
22 Palacios, Jermaine	2	-	-	-	2	-	-	-	-	-	1	-	-	-	1	-	-	-	-	-	2	1	1	-	4	-	-	-	-	-
14 Porter, Logan	13	3	-	-	16	6	-	-	-	6	7	1	-	-	8	6	4	-	-	10	14	5	-	-	19	-	-	-	-	-
7 Rave, John	4	1	1	-	6	3	-	-	-	3	2	2	-	-	4	2	-	-	-	2	2	1	-	-	3	-	-	-	-	-
0 Taylor, Samad	18	5	-	-	23	8	3	-	-	11	8	2	-	-	10	7	2	-	-	9	13	1	1	-	15	3	2	2	-	7
9 Wallace, Paxton	1	-	-	-	1	-	-	-	-	-	-	-	-	-	-	-	-	-	-	-	1	-	-	-	1	-	-	-	-	-
Alexander, CJ	6	3	-	-	9	6	1	-	-	7	3	1	1	-	5	1	-	-	-	1	14	1	-	-	15	-	-	-	-	-
Beaty, Matt	2	-	-	-	2	1	-	-	-	1	2	-	-	-	2	1	-	-	-	1	1	-	-	-	1	-	-	-	-	-
Blanco, Dairon	10	6	1	-	17	9	1	-	-	10	3	2	-	-	5	5	1	-	-	6	3	2	-	-	5	9	3	1	-	13
Camargo, Johan	5	-	-	-	5	-	-	-	-	-	1	-	-	-	1	3	-	-	-	3	1	-	-	-	1	-	-	-	-	-
Fermin, Freddy	1	1	1	-	3	3	1	-	-	4	1	1	-	1	3	2	1	-	-	3	2	-	-	-	2	-	-	-	-	-
Garcia, Maikel	4	1	-	-	5	2	-	-	-	2	2	2	-	-	4	3	1	-	-	4	2	1	-	-	3	-	-	-	-	-
Isbel, Kyle	3	-	-	-	3	1	-	-	-	1	1	1	-	-	2	1	-	-	-	1	1	-	-	-	1	-	-	-	-	-
Jenista, Greyson	-	-	-	-	-	-	-	-	-	-	-	-	-	-	-	-	-	-	-	-	2	-	-	-	2	-	-	-	-	-
Lofstin, Nick	11	3	1	-	15	4	-	-	-	4	4	7	1	-	12	-	-	-	-	-	4	-	-	-	4	-	-	-	-	-
Lopez, Nicky	1	-	-	-	1	-	-	-	-	-	-	-	-	-	-	1	-	-	-	1	-	-	-	-	-	-	-	-	-	-
Massey, Michael	-	-	-	-	-	1	-	-	-	1	-	-	-	-	-	-	-	-	-	-	1	-	-	-	1	-	-	-	-	-
Pratto, Nick	-	1	-	-	1	1	-	-	-	1	2	-	-	-	2	3	-	-	-	3	2	1	-	-	3	-	-	-	-	-
Reetz, Jakson	4	2	-	-	6	-	-	-	-	-	1	-	-	1	2	2	-	-	-	2	5	2	1	-	8	-	-	-	-	-
Reyes, Franmil	1	-	-	-	1	1	-	-	-	1	1	-	-	-	1	-	-	-	-	-	1	1	-	-	2	-	-	-	-	-
Waters, Drew	1	-	3	-	4	2	2	-	-	4	1	1	-	-	2	1	-	-	-	1	1	2	-	-	3	-	-	-	-	-
	137	38	8	0	183	72	15	0	0	87	64	30	4	3	101	61	13	0	0	74	117	32	4	0	153	19	6	3	0	28

HITTING STREAKS

PLAYER	CURRENT	LONGEST	DATES/RESULTS							
			START	END	AVG	2B	3B	HR	RBI	OPS
3 Bradley, Tucker	2	6 (2x)	6/14	6/25	.556 (10-18)	4	0	0	5	1.430
60 Briceño, José	-	2 (2x)	6/30	7/2	.286 (2-7)	0	0	0	1	.661
17 Castellano, Angelo	3	3 (4x)	7/4	7/6	.545 (6-11)	2	1	0	2	1.454
6 Dungan, Clay	2	6 (2x)	6/21	6/29	.318 (7-22)	0	0	0	1	.703
24 Eaton, Nate	-	7	5/28	6/4	.345 (10-29)	1	1	1	2	.939
28 Gentry, Tyler	2	5	4/5	4/9	.350 (7-20)	1	0	1	6	.967
11 Hechavarria, Adeiny	2	3	6/29	7/3	.500 (5-10)	2	0	1	3	1.615
18 Hicklen, Brewer	-	8	6/13	6/22	.375 (12-32)	4	0	1	6	1.023
22 Palacios, Jermaine	-	2 (2x)	6/30	7/2	.333 (2-6)	0	0	0	0	.762
14 Porter, Logan	-	9	6/20	7/2	.387 (12-31)	2	0	0	8	.965
7 Rave, John	2	9	6/13	6/25	.406 (13-32)	4	1	2	10	1.255
0 Taylor, Samad	2	11	6/1	6/15	.405 (15-37)	4	0	2	6	1.214
9 Wallace, Paxton	-	-	-	-	-	-	-	-	-	-

BOLD indicates longest streak in 2023 among active players

Italics indicates longest personal streak is active

ON-BASE STREAKS

CURRENT	LONGEST	DATES/RESULTS							
		START	END	AVG	2B	HR	BB	HBP	OBP
2	9	5/21	6/10	.344 (11-32)	3	1	7	0	.450
-	5	6/18	7/2	.235 (4-17)	0	0	2	1	.350
3	9	4/1	4/19	.320 (8-25)	2	2	6	0	.438
3	18	5/28	6/29	.316 (18-57)	1	0	14	1	.440
2	7	5/28	6/4	.345 (10-29)	1	1	2	0	.387
2	11	6/7	6/21	.233 (10-43)	4	2	7	1	.346
2	3	6/29	7/3	.500 (5-10)	2	1	2	1	.615
-	16	6/8	6/30	.317 (20-63)	6	2	7	2	.397
-	2 (2x)	6/30	7/2	.333 (2-6)	0	0	1	0	.429
-	30	5/24	7/5	.302 (32-106)	5	1	24	2	.433
18	18	6/13	7/6	.385 (25-65)	7	3	11	0	.468
-	16	5/12	5/30	.302 (19-63)	6	2	12	2	.429
-	-	-	-	-	-	-	-	-	-

Gold indicates career-best streak

PITCHES/PLATE APPEARANCE & PLATE APPEARANCE DEPTH

PLAYER	AVG. P/PA	TOTAL PA	TOTAL P	LONGEST PA (#)	DATE	INN.	PITCHER	RESULT
3 Bradley, Tucker	3.93	192	754	10	4/29 @ NAS	▲ 3	Robert Stock	Groundout (4-3)
60 Briceño, José	3.56	27	96	7	6/21 @ ROC	▲ 2	Paolo Espino	Strikeout Swinging
17 Castellano, Angelo	4.12	223	918	10	4/18 vs. GWN	▼ 3	Michael Soroka	Strikeout Swinging
6 Dungan, Clay	4.21	134	564	10 (2x)	6/2 vs. MEM	▼ 10	Jake Walsh	Walk
24 Eaton, Nate	4.04	137	553	10 (2x)	7/5 @ GWN	▲ 9	Roel Ramirez	Groundout (5-3)
28 Gentry, Tyler	4.15	343	1,422	12	6/7 @ IND	▲ 9	Cody Bolton	Walk
11 Hechavarria, Adeiny	3.54	61	216	8	6/21 @ ROC	▲ 2	Paolo Espino	RBI Double
18 Hicklen, Brewer	3.77	191	720	10	6/3 vs. MEM	▼ 5	Zack Thompson	Strikeout Swinging
22 Palacios, Jermaine	3.91	44	172	9	7/4 @ GWN	▲ 3	Nolan Kingham	Strikeout Swinging
14 Porter, Logan	4.05	277	1,121	9	6/15 vs. COL	▼ 6	Cade Smith	Strikeout Looking
7 Rave, John	4.33	79	342	8	7/5 @ GWN	▲ 1	Justus Sheffield	Strikeout Swinging
0 Taylor, Samad	4.07	306	1,244	9	4/25 @ NAS	▲ 1	Robert Gasser	Strikeout Looking
9 Wallace, Paxton	4.00	8	32	6	6/25 @ ROC	▲ 8	Luis Reyes	Walk
	4.03	2,022	8,154					

PINCH-HITTING LOG (13)

#	DATE	INNING	PINCH HITTER	HITTING FOR	RESULT
1.	4/5 vs. Toledo	▼ 9	CJ Alexander	Angelo Castellano	Fielder's Choice (4-6)
2.	4/14 @ Iowa	▲ 8	Tucker Bradley	Angelo Castellano	2-RBI Double
3.	4/18 vs. Gwinnett	▼ 9	Tucker Bradley	Angelo Castellano	Strikeout Looking
4.	4/29 @ Nashville	▲ 8	Logan Porter	CJ Alexander	Strikeout Swinging
5.	5/7 vs. Louisville	▼ 9	CJ Alexander	Angelo Castellano	Groundout (4-3)
6.	5/10 @ Scranton/WB	▲ 8	CJ Alexander	Angelo Castellano	Strikeout Swinging
7.	5/12 @ Scranton/WB	▲ 8	Brewer Hicklen	Tucker Bradley	Flyout (F9)
8.	5/20 vs. Toledo	▼ 9	Tucker Bradley	Angelo Castellano	Strikeout Swinging
9.	5/27 @ St. Paul	▲ 7	Clay Dungan	Samad Taylor	Groundout, 6-3
10.	6/28 vs. Iowa	▼ 9	Paxton Wallace	Adeiny Hechavarria	Strikeout Swinging
11.	7/3 vs. Iowa	▼ 9	Angelo Castellano	Jermaine Palacios	Strikeout Swinging
12.	7/4 @ Gwinnett	▲ 8	Samad Taylor	José Briceño	Strikeout Looking
13.	7/6 @ Gwinnett	▲ 9	Brewer Hicklen	Angelo Castellano	Flyout (F9)

Omaha Pinch Hitters: 1-for-13, 2B, 2 RBI, 7 K

Most-Used Pinch Hitter:
CJ Alexander & Tucker Bradley (3x)Most Frequently Pinch-Hit For:
Angelo Castellano (7x)

PITCH TIMER VIOLATIONS CALLED ON OMAHA HITTERS (6)

DATE	INNING	UMPIRE	HITTER	COUNT AT CALL	BATTER RESULT (COUNT)
1. April 12 @ Iowa	▲ 9	Tom Hanahan	Samad Taylor (1)	0-1	Single (0-2)
2. June 3 vs. Memphis	▼ 8	Cody Clark	Johan Camargo (1)	0-0	Strikeout (0-2)
3. June 6 @ Indianapolis	▲ 1	Lew Williams	Dairon Blanco (1)	0-2	Strikeout (0-3)
4. June 20 @ Rochester	▲ 9	Steven Jaschinski	Tyler Gentry (1)	0-0	Strikeout (0-2)
5. June 24 @ Rochester	▲ 3	Chris Marco	José Briceño (1)	0-0	Strikeout (2-2)
6. June 24 @ Rochester	▲ 8	Chris Marco	Adeiny Hechavarria (1)	0-0	Walk (3-2)



PITCHING

vs. Left-Handed Starter	13-14
vs. Right-Handed Starter	26-26
WITH Left-Handed Starter	17-16
WITH Right-Handed Starter	23-23

0-4 strikeouts	1-1
5-9 strikeouts	23-25
10+ strikeouts	15-14

0 runs of support	0-11
1-4 runs of support	25-26
5-9 runs of support	12-4
10+ runs of support	2-0

SCORING

1-Run Games	6-12
2-Run Games	9-5
3-4-Run Games	12-10
5+ Run Games	12-13

Extra Innings	2-2
Shutouts	1-1
Doubleheaders	

Scoring 0-2 Runs	1-15
3-5 Runs	7-15
6-9 Runs	21-9
10+ Runs	10-1

Opponent 0-2 Runs	13-0
3-5 Runs	15-11
6-9 Runs	11-22
10+ Runs	0-7

Scored in 1st Inning	17-11
Opponent scored in 1st	16-14
Scores first	21-18
Opponent scores first	18-22

HITTING

Omaha 0-5 hits	3-12
6-9 hits	9-17
10+ hits	27-11

Opponent 0-5 hits	6-3
6-9 hits	21-15
10+ hits	12-22

Out-hit opponent	27-11
Out-hit by opponent	9-26
Hits are tied	3-3

Hit 0 home runs	9-17
1 home run	15-15
2 home runs	6-17
3+ home runs	9-2

Opponent hit 0 home runs	5-6
1 home run	14-14
2 home runs	8-10
3+ home runs	2-10

Leave 0-5 runners on base	8-15
6-9 on base	24-19
10+ on base	7-6

Opponent leaves 0-5 runners on base	5-8
6-9 on base	19-25
10+ on base	15-7

Steals 0 bases	9-15
1 base	3-7
2 bases	11-10
3+ bases	16-8

Opponent steals 0 bases	15-17
1 base	15-12
2 bases	8-6
3+ bases	2-7

FIELDING

Made 0 errors	25-11
1 error	9-21
2 errors	3-5
3+ errors	2-3

Opponent made 0 errors	15-18
1 error	13-14
2 errors	6-7
3+ errors	4-1

TEAM HIGHS

LONGEST WIN STREAK	11 Games * June 6 - June 18
LONGEST LOSING STREAK	5 Games (2x) Last: July 2 - July 6
LONGEST HOME WINNING STREAK	6 Games June 13 - June 18
LONGEST HOME LOSING STREAK	3 Games (3x) Last: June 13 - June 15
LONGEST ROAD WINNING STREAK	5 Games (2x) Last: June 6 - June 10
LONGEST ROAD LOSING STREAK	3 Games July 4 - July 6
LARGEST MARGIN OF VICTORY	11 Runs 4/1 @ Indianapolis (12-1 Win)
LARGEST MARGIN OF DEFEAT	13 Runs (2x) Last: 5/27 @ St. Paul (14-1 Loss)
LONGEST GAME, INNINGS	11 Innings 5/11 @ Scranton/Wilkes-Barre (4-3 Win)
LONGEST GAME, TIME	3:23 6/2 vs. Memphis (10-9 Win, 10 Innings)
LONGEST 9-INNING GAME, TIME	3:17 6/8 @ Indianapolis (15-7 Win)
SHORTEST 9-INNING GAME, TIME	2:14 (3x) Last: 7/4 @ Gwinnett (3-1 Loss)
SHORTEST GAME, TIME	1:46 7/2 vs. Iowa, G2 (6-2 Loss)
LARGEST COMEBACK WIN	6 Runs, After 4th 5/6 vs. Louisville (11-9 Win)
LARGEST MARGIN OF LEAD SURRENDERED (LOSS)	5 Runs, After 7th 6/4 vs. Memphis (6-5 Loss)
MOST ERRORS, TEAM	3 (5x) Last: 5/27 @ St. Paul (14-1 Loss)
MOST ERRORS, PLAYER	3 Angelo Castellano 5/27 @ St. Paul (14-1 Loss)
LARGEST CROWD, HOME	9,023 7/3 vs. Iowa (7-6 Loss)
LARGEST CROWD, ROAD	10,067 7/4 @ Gwinnett (3-1 Loss)
WARMEST FIRST PITCH	89 Degrees 6/29 vs. Iowa (8-3 Win)
COLDEST FIRST PITCH	35 Degrees 4/5 vs. Toledo (7-6 Loss)

OFFENSIVE HIGHS

MOST RUNS SCORED, GAME	16 5/17 vs. Toledo (16-8 Win)
MOST RUNS SCORED, INNING	10 5th Inning 6/8 @ Indianapolis (15-7 Win)
MOST CONSECUTIVE INNINGS SCORED	5 (2x) Last: 4th-8th Innings, 5/17 vs. Toledo (16-8 Win)
FEWEST HITS, GAME	2 5/20 vs. Toledo (4-1 Loss)
MOST HITS, GAME	18 5/17 vs. Toledo (16-8 Win)
MOST DOUBLES, GAME	7 5/17 vs. Toledo (16-8 Win)
MOST TRIPLES, GAME	2 7/6 @ Gwinnett (9-6 Loss)
MOST HOME RUNS, GAME	4 (3x) Last: 5/21 vs. Toledo (8-6 Win)
MOST EXTRA-BASE HITS, GAME	10 5/17 vs. Toledo (16-8 Win)
MOST RBI, GAME	15 (2x) Last: 6/8 @ Indianapolis (15-7 Win)
MOST RUNNERS LOB, GAME	15 5/16 vs. Toledo (9-2 Loss)
MOST TOTAL BASES, GAME	34 5/17 vs. Toledo (16-8 Win)
MOST WALKS, GAME	11 (2x) Last: 6/8 @ Indianapolis (15-7 Win)
FEWEST STRIKEOUTS, GAME	2 (2x) Last: 6/9 @ Indianapolis (6-2 Win)
MOST STRIKEOUTS, GAME	16 5/20 vs. Toledo (4-1 Loss)
FEWEST STRIKEOUTS, GAME	7 7/6 @ Gwinnett (9-6 Loss)
MOST STOLEN BASES, GAME	3 5/26 @ St. Paul (6-4 Win)
MOST HIT BY PITCHES	4 5/6 vs. Louisville (11-9 Win)

INDIVIDUAL OFFENSIVE HIGHS

MOST RUNS, GAME	3 (15x) Last: Brewer Hicklen, 6/30 vs. Iowa (6-5 Loss)
MOST HITS, GAME	4 (8x) Last: John Rave, 6/18 vs. Columbus (6-4 Win)
MOST DOUBLES, GAME	2 (13x) Last: Angelo Castellano, 7/5 @ Gwinnett (8-7 Loss, 10 Innings)
MOST TRIPLES, GAME	1 (14x) Last: Castellano & Gentry, 7/6 @ Gwinnett (9-6 Loss)
MOST HOME RUNS, GAME	2 (4x) Last: Nate Eaton, 6/17 vs. Columbus (13-4 Win)
MOST TOTAL BASES, GAME	13 Drew Waters 5/21 vs. Toledo (8-4 Win)
MOST RBI, GAME	6 Freddy Fermin 4/8 vs. Toledo (13-8 Win)
MOST WALKS, GAME	3 (13x) Last: Clay Dungan, 6/20 @ Rochester (5-4 Loss)
MOST STRIKEOUTS, GAME	4 (4x) Last: Jermaine Palacios, 6/22 @ Rochester (8-4 Win)
MOST STOLEN BASES, GAME ^	4 (3x) Last: Samad Taylor, 7/5 @ Gwinnett (8-7 Loss, 10 Innings)
MOST HIT BY PITCHES, GAME	2 (2x) Last: Dairon Blanco, 5/25 @ St. Paul (8-6 Loss)
MOST SACRIFICE FLIES, GAME	2 (2x) Last: Samad Taylor, 4/30 @ Nashville (10-6 Win)
MOST DOUBLE PLAYS GROUND INTO, GAME	2 (4x) Last: Brewer Hicklen, 5/28 @ St. Paul (10-6 Loss)

PITCHING HIGHS

MOST RUNS ALLOWED, GAME	14 (3x) Last: 5/27 @ St. Paul (14-1 Loss)
MOST RUNS ALLOWED, INNING	9 7th Inning 5/28 @ St. Paul (10-6 Loss)
FEWEST HITS ALLOWED, GAME	3 (2x) Last: 6/29 vs. Iowa (8-3 Win)
MOST HITS ALLOWED, GAME	18 5/9 @ Scranton/Wilkes-Barre (14-2 Loss)
MOST TOTAL BASES ALLOWED, GAME	34 (2x) Last: 5/9 @ Scranton/Wilkes-Barre (14-2 Loss)
FEWEST STRIKEOUTS, GAME	3 4/18 vs. Gwinnett (4-1 Loss)
MOST STRIKEOUTS, GAME	15 5/11 @ Scranton/Wilkes-Barre (4-3 Win, 11 Innings)
FEWEST WALKS ALLOWED, GAME	0 7/2 vs. Iowa, G2 (6-2 Loss)
MOST WALKS ALLOWED, GAME	12 6/28 vs. Iowa (9-2 Loss)
MOST HOME RUNS ALLOWED, GAME	6 (2x) Last: 5/31 vs. Memphis (9-4 Loss)
MOST WILD PITCHES	4 4/21 @ Gwinnett (7-3 Loss)

INDIVIDUAL PITCHING HIGHS

MOST RUNS ALLOWED, GAME	11 Jonathan Heasley 4/13 @ Iowa (14-1 Loss)
MOST EARNED RUNS ALLOWED, GAME ^	11 Jonathan Heasley 4/13 @ Iowa (14-1 Loss)
FEWEST HITS ALLOWED, GAME (STARTER)	1 (5x) Last: Brad Keller (2.0 IP), 7/2 vs. Iowa, G1 (11-1 Win)
MOST HITS ALLOWED, GAME	11 Jonathan Heasley 5/21 vs. Toledo (8-6 Win)
MOST HOME RUNS ALLOWED, GAME ^	5 (2x) Last: Austin Cox, 5/31 vs. Memphis (9-4 Loss)
MOST STRIKEOUTS	9 Ryan Yarbrough 6/29 vs. Iowa (8-3 Win)
MOST CONSECUTIVE STRIKEOUTS	5 Ryan Yarbrough 6/29 vs. Iowa (8-3 Win)
MOST WALKS ALLOWED, GAME	5 (2x) Last: Jonathan Heasley, 6/18 vs. Columbus (6-4 Win)
MOST HIT BATTERS, GAME	2 (4x) Last: Jackson Kowar, 7/4 @ Gwinnett (3-1 Loss)
MOST INNINGS PITCHED, STARTER	7.0 Jonathan Heasley 4/19 vs. Gwinnett (6-2 Loss)
MOST PITCHES THROWN, STARTER	104 Jonathan Heasley 4/25 @ Nashville (8-3 Loss)
MOST INNINGS PITCHED, RELIEVER	4.1 (2x) Last: Jonathan Bowlan, 7/2 vs. Iowa, G1 (11-1 Win)
MOST PITCHES THROWN, RELIEVER	94 Jonathan Bowlan 7/2 vs. Iowa, G1 (11-1 Win)

^ Indicates Storm Chasers Record Tied

* Indicates Storm Chasers Record Set

STATCAST LEADERS

LONGEST MEASURED HOMER DISTANCE			HIGHEST BATTED BALL EXIT VELOCITY			HIGHEST PITCH VELOCITY			HIGHEST PITCH SPIN RATE		
Player	Distance (Pitcher)	Date	Player	Exit Velo (Batted Ball Type)	Date	Player	Pitch Velo (Pitch Result)	Date	Player	Spin Rate (Pitch Type)	Date
Tyler Gentry	471 (2-Run off Connor Thomas)	5/30 vs. MEM	CJ Alexander	115.3 (Double vs. Reese Olson)	4/7 vs. TOL	Will Klein	100.7 (Richie Martin, Foul Ball)	6/21 @ ROC	Josh Dye	3,329 (81.2MPH Changeup vs. Joe Hudson)	4/21 vs. GWN
Dairon Blanco	445 (Solo off Simeon Woods Richardson)	5/23 @ STP	Drew Waters	111.8 (Double vs. Sam Clay)	5/19 vs. TOL	Will Klein	100.3 (Jake Slaughter, Strikeout)	7/3 vs. IOW	Jon Heasley	3,090 (93.8MPH 45-Fastball vs. Abraham Toro)	4/30 @ NAS
Brewer Hicklen	443 (3-Run off Miguel Diaz)	5/18 vs. TOL	Brewer Hicklen	111.7 (Single vs. Kent Emanuel)	6/9 @ IND	Will Klein	100.2 (Richie Martin, Foul Ball)	6/21 @ ROC	Josh Staumont	3,058 (81.0MPH Curveball vs. Miguel Andujar)	3/31 @ IND
Nick Loftin	433 (3-Run off Brent Headrick)	5/24 @ STP	CJ Alexander	110.6 (Lineout vs. Cody Bolton)	6/10 @ IND	Will Klein	100.2 (Zack Collins, Strikeout)	6/14 vs. COL	Jonah Dipoto	3,028 (82.2MPH Slider vs. Vaughn Grissom)	7/4 @ GWN
Tyler Gentry	431 (3-Run off Hunter Stratton)	6/10 @ IND	Brewer Hicklen	110.4 (Double vs. Robert Gasser)	4/30 @ NAS	Will Klein	99.9 (Matt Mervis, Strikeout)	7/3 vs. IOW	Jonah Dipoto	3,010 (80.5MPH Curveball vs. Kramer Robertson)	5/31 vs. MEM
Freddy Fermin	428 (2-Run off Ashton Goudeau)	4/8 vs. TOL	CJ Alexander	109.9 (Homer vs. Mitch Spence)	5/14 @ SWB	Will Klein	99.7 (Alex Call, Single)	6/25 @ ROC	Jonah Dipoto	3,008 (80.8MPH Slider vs. Masyn Winn)	5/31 vs. MEM
Brewer Hicklen	426 (Solo off Ryan Loutos)	6/1 vs. MEM	Dairon Blanco	109.6 (Double Play vs. Kervin Castro)	4/7 vs. TOL	Will Klein	99.3 (Richie Martin Foul Ball)	6/25 @ ROC	Jonah Dipoto	3,004 (81.1MPH Slider vs. Ivan Herrera)	5/31 vs. MEM
Johan Camargo	426 (Solo off Randy Dobnak)	5/27 @ STP	Brewer Hicklen	109.5 (Homer vs. DJ. Snetten)	5/14 @ SWB	Will Klein	99.3 (Alex Call, Single)	6/21 @ ROC	Jonah Dipoto	3,004 (80.0MPH Curveball vs. Ivan Herrera)	5/31 vs. MEM
Jakson Rietz	426 (Solo off Andrew Abbott)	5/7 vs. LOU	Brewer Hicklen	109.4 Groundout vs. Tyler Chatwood	6/10 @ IND	Jakson Kowar	99.3 (Justin Dean, Ball)	4/18 vs. GWN	Jonah Dipoto	3,002 (80.8MPH Slider vs. Luken Baker)	6/2 vs. MEM
Nate Eaton	422 (Solo off Nick Neidert)	7/2 vs. IOW	Nate Eaton	109.1 (Single vs. Caleb Simpson)	6/17 vs. COL	Will Klein	99.2 (Nelson Velazquez, Strikeout)	6/29 vs. IOW	Drew Parrish	3,000 (86.7MPH Sinker vs. Nick Solak)	4/22 vs. GWN



THE LAST TIME OMAHA...

THREW A PERFECT GAME.....
THREW A 9-INNING NO-HITTER.....6/20/1988 vs. Columbus (Luis Aquino, 2-0 win)
THREW A 7-INNING NO-HITTER.....7/13/1990 @ Iowa [G1] (Gene Walter, 3-0 win)
THREW A COMBINED NO-HITTER.....4/17/1997 vs. Oklahoma City (Jim Converse and Allen McDill, 2-0 win)

THREW A COMBINED 1-HITTER (9 Innings).....8/26/2019 vs. Nashville (5-0 Win)
Pitchers: Arnaldo Hernandez (8.0 IP), Gabe Speier (1.0 IP)
THREW A COMBINED 1-HITTER (7 Innings).....
THREW A COMBINED 2-HITTER (9 Innings).....6/12/2022 vs. Lehigh Valley (10-0 Win)
Pitchers: Zack Grelenke (5.0 IP), Andrés Núñez (1.0 IP), Marcelo Martínez (2.0 IP) & Brad Peacock (1.0 IP)
THREW A COMBINED 2-HITTER (7 Innings).....
GOT NO-HIT (9 INNINGS).....June 7, 2017 vs. Nashville (4-0 Loss)
Pitchers: Chris Smith, Sean Doolittle, Tucker Healy and Simon Castro,

GOT NO-HIT (LESS THAN 9 INNINGS).....8/15/2021 vs. Iowa (10-0 Loss)
GOT 1-HIT.....5/20/2023 vs. Toledo (4-1 Loss)
GOT 2-HIT.....

THREW A COMBINED 9-INNING SHUTOUT.....5/18/2023 vs. Toledo (9-0 Win)
Pitchers: Austin Cox (5.0 IP), Evan Sisk (1.0 IP), Dylan Coleman (1.0 IP), Collin Snider (1.0 IP), Nick Wittgren (1.0 IP)
THREW SHUTOUTS IN 3 STRAIGHT GAMES.....8/7/2018 vs. Salt Lake and 8/9 and 8/10/2018 @ Round Rock (5-0, 9-0, 2-0)
THREW BACK-TO-BACK SHUTOUTS.....8/9 and 8/10/2018 @ Round Rock (9-0 Win & 2-0 Win)
GOT SHUT OUT (9 INNINGS).....4/26/2023 @ Nashville (5-0 Loss)
GOT SHUT OUT IN BACK-TO-BACK GAMES.....7/23 and 7/24/2022 vs. Iowa (10-0 Loss, 7-0 Loss)
GOT SHUT OUT IN 3 STRAIGHT GAMES.....N/A (Since 2005)
GOT SHUT OUT (LESS THAN 9 INNINGS).....5/28, 2022 @ Louisville [G2] (3-0 Loss)

HAD A 11-GAME WINNING STREAK.....June 6 to June 18, 2023
HAD A 10-GAME WINNING STREAK.....June 5 to June 16, 2012
HAD A 9-GAME WINNING STREAK.....May 22 to June 1, 2021
HAD A 8-GAME WINNING STREAK.....May 23 to May 30, 2010
HAD A 7-GAME WINNING STREAK.....July 21 to July 26, 2015
HAD A 6-GAME WINNING STREAK.....August 25 to August 31, 2021

LOST 10 GAMES IN A ROW.....August 6 to August 16, 2006
LOST 8 GAMES IN A ROW.....June 6 to June 14, 2016
LOST 7 GAMES IN A ROW.....April 20 to April 28, 2019
LOST 6 GAMES IN A ROW.....May 4 to May 9, 2018

STRUCK OUT 19+ OPPOSING HITTERS.....5/6/2021 vs. St. Paul (19)
STRUCK OUT 17+ OPPOSING HITTERS.....5/6/2021 vs. St. Paul (19)
STRUCK OUT 15+ OPPOSING HITTERS.....5/11/2023 @ Scranton/Wilkes-Barre (15)
STRUCK OUT 10+ OPPOSING HITTERS.....7/6/2023 @ Gwinnett (10)

SCORED 20+ RUNS IN ONE GAME.....7/4/2022 vs. Toledo (20)
SCORED 15+ RUNS IN ONE GAME.....6/8/2023 @ Indianapolis (15)
SCORED 10+ RUNS IN ONE GAME.....7/3/2023 vs. Iowa, G1 (11)
ALLOWED 20+ RUNS IN ONE GAME.....9/11/2021 @ St. Paul (21)
ALLOWED 15+ RUNS IN ONE GAME.....9/11/2022 vs. Indianapolis (19)
ALLOWED 10+ RUNS IN ONE GAME.....6/1/2023 vs. Memphis (12)

HAD 27+ HITS IN ONE GAME.....7/4/2022 vs. Toledo (27)
HAD 25+ HITS IN ONE GAME.....7/4/2022 vs. Toledo (27)
HAD 20+ HITS IN ONE GAME.....7/4/2022 vs. Toledo (27)
HAD 15+ HITS IN ONE GAME.....7/3/2023 vs. Iowa, G1 (16)
HAD 10+ HITS IN ONE GAME.....7/6/2023 @ Gwinnett (10)
ALLOWED 22+ HITS IN ONE GAME.....8/2/2019 @ Reno (23)
ALLOWED 20+ HITS IN ONE GAME.....8/2/2019 @ Reno (23)
ALLOWED 15+ HITS IN ONE GAME.....5/27/2023 @ St. Paul (16)
ALLOWED 10+ HITS IN ONE GAME.....7/5/2023 @ Gwinnett (10)

WALKED 14+ TIMES IN ONE GAME.....4/14/2022 vs. Louisville (14)
WALKED 10+ TIMES IN ONE GAME.....6/10/2023 @ Indianapolis (10)
WALKED 8+ TIMES IN ONE GAME.....6/17/2023 vs. Columbus (9)
ALLOWED 13+ WALKS IN ONE GAME.....5/8/2007 vs. Sacramento (13)
ALLOWED 10+ WALKS IN ONE GAME.....6/28/2023 vs. Iowa (12)
ALLOWED 8+ WALKS IN ONE GAME.....6/28/2023 vs. Iowa (12)

HIT 9+ HOME RUNS IN A GAME.....7/3/2022 vs. Toledo (9)
HIT 7+ HOME RUNS IN A GAME.....7/3/2022 vs. Toledo (9)
HIT 5+ HOME RUNS IN A GAME.....7/3/2022 vs. Toledo (9)
HIT 3+ HOME RUNS IN A GAME.....6/29/2023 vs. Iowa (3)
ALLOWED 7+ HOME RUNS IN A GAME.....9/5/2021 vs. Toledo (7)
ALLOWED 5+ HOME RUNS IN A GAME.....5/31/2023 vs. Memphis (6)
ALLOWED 3+ HOME RUNS IN A GAME.....7/6/2023 @ Gwinnett (3)

HAD 2 PLAYERS HIT 2 HOME RUNS IN A GAME.....Nate Eaton & Roman Quinn, 7/4/2022 vs. Toledo (20-6 win)
HIT BACK-TO-BACK HOME RUNS.....4/5/2023 vs. Toledo, 6th inning (7-6 loss)
Tyler Gentry (3-run) & Logan Porter (solo)
HIT 3 STRAIGHT HOME RUNS.....5/21/2021 @ Iowa, 9th Inning (9-8 loss)
Anderson Miller (2-run), Sebastian Rivero (solo), Gabriel Cancel (solo)

SCORED 10+ RUNS IN AN INNING.....10 Runs, 5th Inning - 6/8/2023 @ Indianapolis (15-7 win)
SCORED 7+ RUNS IN AN INNING.....7 Runs, 4th Inning - 6/17/2023 vs. Columbus (13-4 win)
SCORED 5+ RUNS IN AN INNING.....6 Runs, 3rd Inning - 7/3/2023 vs. Iowa, G1 (11-1 win)
SCORED 5+ RUNS IN AN EXTRA INNING.....6 Runs, 11th Inning - 8/3/2021 @ Columbus (11-7 win)
ALLOWED 10+ RUNS IN AN INNING.....10 Runs, 6th Inning - 7/16/2012 vs. Oklahoma City (16-6 loss)
ALLOWED 7+ RUNS IN AN INNING.....7 Runs, 4th Inning - 6/2/2023 vs. Memphis (10-9 win)
ALLOWED 5+ RUNS IN AN INNING.....6 Runs, 4th Inning - 7/6/2023 @ Gwinnett (9-6 loss)
ALLOWED 5+ RUNS IN AN EXTRA INNING.....6 Runs, 12th Inning - 7/7/2017 vs. Colorado Springs (8-4 loss)

WON A GAME BY 15+ RUNS.....14 Runs - 7/4/2023 vs. Toledo (20-6 win)
WON A GAME BY 10+ RUNS.....10 Runs - 7/3/2023 vs. Iowa, G1 (11-1 win)
LOST A GAME BY 15+ RUNS.....16 Runs - 9/11/2022 vs. Indianapolis, (19-3 loss)
LOST A GAME BY 10+ RUNS.....14 Runs - 5/27/2023 @ St. Paul (14-1 loss)

SCORED 12+ RUNS IN CONSECUTIVE GAMES.....9/25/2021 and 9/26/2021 vs. Indianapolis (12-3 Win & 17-12 loss)
SCORED 10+ RUNS IN CONSECUTIVE GAMES.....6/26/2022 vs. Columbus & 6/28/2022 @ St. Paul (17-4 Win, 11-2 win)
SCORED JUST ONE RUN WITHOUT AN RBI.....5/4/2019 vs. Iowa (6-1 loss)
SCORED MULTIPLE RUNS WITHOUT AN RBI.....4/30/2018 @ Iowa (10-3 loss)
SCORED MORE RUNS THAT RECORDED HITS.....6/14/2023 vs. Columbus (6-1 win, 6 runs on 5 hits)

TURNED 6 DOUBLE PLAYS IN ONE GAME.....8/25/08 vs. New Orleans
TURNED 5 DOUBLE PLAYS IN ONE GAME.....4/1/2023 @ Indianapolis
TURNED 4 DOUBLE PLAYS IN ONE GAME.....5/9/2023 @ Scranton/Wilkes-Barre
TURNED 3+ DOUBLE PLAYS IN ONE GAME.....6/16/2023 vs. Columbus (3)
TURNED A TRIPLE PLAY.....5/13/1992 @ Denver, 1st Inning (3-2 win)
5-4-3 (Fielders: Sean Berry to Stu Cole to Jeff Conine | Batter: Jim Tatum)

HIT INTO A TRIPLE PLAY.....4/17/2015 vs. New Orleans, Cheslor Cuthbert, 1st Inning (5-3 loss)
.....5-3-4-6-5-3 (Fielders: Derek Dietrich to Justin Bour to Scott Sizemore to Miguel Rojas to Dietrich to Bour)

COMMITTED 6 ERRORS.....5/10/2012 @ Sacramento
COMMITTED 5 ERRORS.....4/16/2006 @ Memphis
COMMITTED 4 ERRORS.....6/29/2022 @ St. Paul
COMMITTED 3+ ERRORS.....5/27/2023 @ St. Paul (3)

EVERY STORM CHASER IN THE STARTING LINEUP HAD A HIT.....6/29/2023 vs. Iowa
EVERY STORM CHASER IN THE STARTING LINEUP SCORED A RUN.....6/17/2023 vs. Columbus
EVERY STORM CHASER IN THE STARTING LINEUP HAD A HIT AND SCORED A RUN.....
LINEUP BATTED AROUND TWICE IN ONE GAME.....3rd and 4th Innings - 6/17/2023 vs. Columbus

WON ON THE LAST AT-BAT OF THE GAME (WALK-OFF WIN).....6/2/2023 vs. Memphis (10-9 Win, 10 innings)
LOST ON THE LAST AT-BAT OF THE GAME (WALK-OFF LOSS).....7/5/2023 @ Gwinnett (8-6 Loss, 10 innings)
PLAYED BACK-TO-BACK EXTRA-INNING GAMES.....7/2 and 7/3/2019 @ Round Rock (7-6 Loss & 9-8 Loss, both 10 innings)

WON BOTH GAMES OF A DOUBLEHEADER.....8/22/2022 vs. Scranton/Wilkes-Barre (9-4 Win & 12-10 Win)
PITCHED SHUTOUTS IN BOTH GAMES OF A DOUBLEHEADER.....N/A (Since 2005)
LOST BOTH GAMES OF A DOUBLEHEADER.....8/29/2018 vs. Colorado Springs (3-2 Loss & 7-0 Loss)
SHUT OUT IN BOTH GAMES OF A DOUBLEHEADER.....6/2/2013 vs. Memphis (3-0 Loss, 5-0 Loss)

OPPOSING HITTER HAD A 3-HOMER GAME.....Christian Encarnacion-Strand, 5/4/2023 vs. Louisville
OPPOSING HITTER HIT FOR THE A CYCLE.....Matt McClain, 5/4/2023 vs. Louisville

THE LAST TIME AN OMAHA HITTER...

HAD 6 HITS IN ONE GAME.....Matt Diaz, 7/27/2005 @ Portland
HAD 5 HITS IN ONE GAME.....Dairon Blanco, 9/15/2022 @ Columbus
HAD 4 HITS IN ONE GAME.....John Rave, 6/18/2023 vs. Columbus
HAD 3 HITS IN ONE GAME.....Samad Taylor & Angelo Castellano, 7/5/2023 @ Gwinnett

HIT 3 HOME RUNS IN ONE GAME.....Ryan McBroom, 6/13/2021 @ St. Paul
HAD 2 HOME RUNS IN ONE GAME.....Nate Eaton, 6/17/2023 vs. Columbus
HIT 2 TRIPLES IN ONE GAME.....Angel Franco, 5/6/2016 @ Iowa
HAD 4 DOUBLES IN ONE GAME.....Jordan Parraz, 5/18/2010 @ Las Vegas
HIT 3 DOUBLES IN ONE GAME.....Dairon Blanco, 9/15/2022 @ Columbus
HAD 2 DOUBLES IN ONE GAME.....Angelo Castellano, 7/5/2023 @ Gwinnett
HIT 2 SACRIFICE FLIES IN ONE GAME.....Samad Taylor, 4/30/2023 @ Nashville

HIT A GRAND SLAM.....Adeiny Hechavarria, 6/22/2023 @ Rochester
HIT AN INSIDE-THE PARK HOME RUN.....John Rave, 6/18/2023 vs. Columbus
LED OFF A HOME GAME WITH A HOME RUN.....Nate Eaton, 6/17/2023 vs. Columbus
LED OFF A ROAD GAME WITH A HOME RUN.....Drew Waters, 8/16/2022 @ Louisville
HIT A PINCH-HIT HOME RUN.....Elier Hernández, 5/22/2019 vs. Iowa
HIT A WALK-OFF HOME RUN.....Nate Eaton, 5/31/2022 vs. Indianapolis
HAD A WALK-OFF GRAND SLAM.....Jimmy Goveas, 5/7/2022 vs. Columbus
HIT A WALK-OFF PINCH-HIT HOME RUN.....Chad Santos, 8/23/2005 vs. New Orleans
HIT FOR THE CYCLE.....Jimmy Paredes, 5/12/2014 vs. New Orleans

HAD 11 RBI IN ONE GAME.....Mike Moustakas, 8/30/2010 vs. Round Rock
HAD 9 RBI IN ONE GAME.....Brett Eibner, 4/9/2014 vs. Memphis
HAD 8 RBI IN ONE GAME.....Jimmy Paredes, 5/12/2014 vs. New Orleans
HAD 7 RBI IN ONE GAME.....Brett Hayes, 4/14/2013 vs. Nashville
HAD 6 RBI IN ONE GAME.....Freddy Fermin, 4/8/2023 vs. Toledo
HAD 5 RBI IN ONE GAME.....Tyler Gentry, 6/8/2023 @ Indianapolis
HAD 4 RBI IN ONE GAME.....Adeiny Hechavarria, 6/22/2023 @ Rochester

SCORED 5 RUNS IN ONE GAME.....Brett Eibner, 5/12/2014 vs. New Orleans
SCORED 4 RUNS IN ONE GAME.....Maikel Garcia, 9/15/2022 @ Columbus
SCORED 3 RUNS IN ONE GAME.....Brewer Hicklen, 6/30/2023 vs. Iowa

WALKED 4 TIMES IN ONE GAME.....MJ Melendez, 8/22/2022 vs. Columbus
WALKED 3 TIMES IN ONE GAME.....Clay Dungan, 6/20/2023 @ Rochester

STOLE 4 BASES IN ONE GAME.....Samad Taylor, 7/5/2023 @ Gwinnett
STOLE 3 BASES IN ONE GAME.....Dairon Blanco, 6/10/2023 @ Indianapolis
STOLE 2 BASES IN ONE GAME.....Samad Taylor, 6/14/2023 vs. Columbus

STRUCK OUT 5 TIMES IN ONE GAME.....Drew Waters, 8/10/2022 @ Toledo
STRUCK OUT 4 TIMES IN ONE GAME.....Jermaine Palacios, 6/22/2023 @ Rochester
STRUCK OUT 3 TIMES IN ONE GAME.....John Rave, 7/5/2023 @ Gwinnett

REACHED BASE 6 TIMES IN ONE GAME.....Nicky Lopez, 7/27/2018 @ Fresno
REACHED BASE 5 TIMES IN ONE GAME.....Samad Taylor, 6/10/2023 @ Indianapolis
REACHED BASE 4 TIMES IN ONE GAME.....John Rave, 7/2/2023 vs. Iowa [G1]

REACHED BASE IN EVERY TRIP TO THE PLATE (6 PA).....Brett Eibner, 4/9/2014 vs. Memphis
REACHED BASE IN EVERY TRIP TO THE PLATE (5 PA).....Dairon Blanco, 5/25/2023 @ St. Paul
REACHED BASE IN EVERY TRIP TO THE PLATE (4 PA).....John Rave, 7/2/2023 vs. Iowa [G1]
REACHED BASE IN EVERY TRIP TO THE PLATE (3 PA).....Angelo Castellano, 7/2/2023 vs. Iowa [G1]

HAD 2 HOME RUNS IN THE SAME INNING.....Brett Eibner: 5th Inning, 5/12/2015 vs. Memphis
HAD 2 DOUBLES IN THE SAME INNING.....Clay Dungan: 6th Inning, 6/26/2022 vs. Columbus
HAD 2 HITS IN THE SAME INNING.....Angelo Castellano: 3rd Inning, 7/2/2023 vs. Iowa [G1]
HAD 2 WALKS IN THE SAME INNING.....Samad Taylor: 5th Inning, 6/8/2023 @ Indianapolis
REACHED 2 TIMES IN THE SAME INNING.....Angelo Castellano: 3rd Inning, 7/2/2023 vs. Iowa [G1]
SCORED 2 RUNS IN THE SAME INNING.....Dairon Blanco & Samad Taylor: 5th Inning, 6/8/2023 @ Indianapolis

HIT HOME RUNS IN 6 STRAIGHT GAMES.....Steve Sisco, June 13 to June 21, 1998
HIT HOME RUNS IN 5 STRAIGHT GAMES.....Cory Aldridge, July 27 to August 8, 2009
HIT HOME RUNS IN 4 STRAIGHT GAMES.....Nick Pratto, August 19 to August 22, 2021
HIT HOME RUNS IN 3 STRAIGHT GAMES.....Brent Rooker, September 23 to September 26, 2022
HIT HOME RUNS IN BACK-TO-BACK GAMES.....CJ Alexander, June 7 and 8, 2023
HIT HOME RUNS IN BOTH GAMES OF A DOUBLEHEADER.....Nick Pratto, 4/7/2022 @ Indianapolis
HIT HOME RUNS FROM BOTH SIDES OF THE PLATE, GAME.....Tim Raines Jr., 8/20/2009 @ Tacoma
HIT HOME RUN IN FIRST OMAHA AT-BAT.....Jakson Reetz, 8/28/2022 vs. Scranton/WB [G1]

HAD 2+ HITS IN 7 STRAIGHT GAMES.....Johnny Giavotella, August 3 to August 14, 2014
HAD 2+ HITS IN 6 STRAIGHT GAMES.....Dairon Blanco, September 10 to September 17, 2022
HAD 2+ HITS IN 5 STRAIGHT GAMES.....MJ Melendez, September 25 to October 2, 2021

HAD A 20+ GAME HITTING STREAK.....Frank Schwindel, 20 Games: July 22 to August 13, 2018
HAD A 18+ GAME HITTING STREAK.....Frank Schwindel, 20 Games: July 22 to August 13, 2018
HAD A 16+ GAME HITTING STREAK.....Frank Schwindel, 20 Games: July 22 to August 13, 2018
HAD A 14+ GAME HITTING STREAK.....Dairon Blanco, 15 Games: May 15 to July 10, 2022
HAD A 12+ GAME HITTING STREAK.....Nick Loftin, 12 Games: May 16 to May 30, 2023

HAD A 40+ GAME REACHED BASE STREAK.....Shane Costa, 46 Games: April 14 to August 8, 2007
HAD A 35 to 39 GAME REACHED BASE STREAK.....Alex Gordon, 39 Games: May 9 to June 19, 2010
HAD A 30 to 34 GAME REACHED BASE STREAK.....Logan Porter, 30 Games: May 25 to July 5, 2023
HAD A 25 to 29 GAME REACHED BASE STREAK.....Kelvin Gutiérrez, 25 Games: April 5 to June 16, 2019
HAD A 20 to 24 GAME REACHED BASE STREAK.....Dairon Blanco, 21 Games: May 13 to June 10, 2023

THE LAST TIME AN OMAHA PITCHER...

THREW A 1-HITTER (9 Innings).....Luis Mendoza, 7/18/2011 @ Memphis
THREW A 1-HITTER (7 Innings).....Jeff Suppan, 6/21/2011 @ Nashville
THREW A 2-HITTER (9 Innings).....Arnaldo Hernandez, 7/21/2018 vs. Round Rock [G1]
THREW A 2-HITTER (7 Innings).....

THREW A 9-INNING COMPLETE GAME SHUTOUT.....Luis Mendoza, 7/18/2011 @ Memphis
THREW A 7-INNING COMPLETE GAME SHUTOUT.....Jake Kalish, 7/2/2018 vs. Nashville [G1]
THREW A 5-INNING COMPLETE GAME SHUTOUT.....Anthony Lerew, 8/31/2010 vs. Round Rock

THREW A 9-INNING COMPLETE GAME.....Arnaldo Hernandez, 8/15/2018 vs. Oklahoma City
THREW AN 8-INNING COMPLETE GAME.....John Lannan, 6/16/2016 @ Oklahoma City
THREW A 7-INNING COMPLETE GAME.....Austin Cox, 8/28/2022 vs. Scranton/WB [G1]
THREW A 6-INNING COMPLETE GAME.....Matt Wright, 8/8/2008 @ Nashville [G2]
THREW A 5-INNING COMPLETE GAME.....Trevor Oaks, 6/6/2018 vs. Salt Lake

STRUCK OUT 12 IN A GAME.....Jakob Junis, 5/26/2017 @ Nashville
STRUCK OUT 11 IN A GAME.....John Lamb, 7/9/2014 vs. Iowa
STRUCK OUT 10 IN A GAME.....Jackson Kowar, 7/3/2021 @ St. Paul

WALKED 7 IN A GAME.....Josh Staumont, 5/24/2017 @ Nashville
WALKED 6 IN A GAME.....Drew Gentry, 6/22/2022 vs. Columbus
WALKED 5 IN A GAME.....Jonathan Heasley, 6/18/2023 vs. Columbus

ALLOWED 6 HOME RUNS IN A GAME.....Matt Wright, 8/18/2007 vs. Albuquerque
ALLOWED 5 HOME RUNS IN A GAME.....Austin Cox, 5/31/2023 vs. Memphis
ALLOWED 4 HOME RUNS IN A GAME.....Jake Kalish, 9/24/2021 vs. Indianapolis
ALLOWED 3 HOME RUNS IN A GAME.....Jonathan Bowlan, 6/22/2023 @ Rochester
ALLOWED 2+ HOME RUNS IN A GAME.....Max Castillo, 7/6/2023 @ Gwinnett

THREW 120+ PITCHES IN A GAME.....Brett Tomko, 5/8/2014 @ Round Rock (127)
THREW 115+ PITCHES IN A GAME.....Luke Farrell, 6/8/2017 vs. Nashville (116)
THREW 110+ PITCHES IN A GAME.....Christian Binford, 9/3/2017 vs. Iowa (110)
THREW 100+ PITCHES IN A GAME.....Max Castillo, 6/3/2023 vs. Memphis (100)
THREW 95+ PITCHES IN A GAME.....Alec Marsh, 6/25/2023 @ Rochester (97)
THREW 90+ PITCHES IN A GAME.....Jonathan Bowlan, 7/2/2023 vs. Iowa, G1 (94)

THREW A QUALITY START.....Ryan Yarbrough, 7/6/2023 @ Gwinnett
WON HIS OMAHA DEBUT.....Jonathan Bowlan, 6/22/2023 @ Rochester
THREW A AN IMMACULATE INNING.....Anthony Swarzak, 6/3/2021 vs. Iowa

AFTER-INNING RECORDS

	LEADING	TRAILING	TIED
AFTER 1 INNING	15 - 9	10 - 11	15 - 21
AFTER 2 INNINGS	26 - 10	11 - 16	4 - 14
AFTER 3 INNINGS	25 - 11	7 - 21	8 - 9
AFTER 4 INNINGS	29 - 12	7 - 24	4 - 5
AFTER 5 INNINGS	30 - 12	7 - 26	3 - 4
AFTER 6 INNINGS	31 - 10	6 - 29	3 - 2
AFTER 7 INNINGS	32 - 7	5 - 29	2 - 4
AFTER 8 INNINGS	34 - 2	2 - 32	3 - 5

STORM CHASERS BIG INNINGS

DATE	INNING	RUNS
1. June 8 @ Indianapolis	Top 5th	10
2. June 17 vs. Columbus	Bottom 4th	7
May 17 vs. Toledo	Bottom 1st	7
April 2 @ Indianapolis	Top 8th	7
5. July 2 vs. Iowa [G1]	Bottom 3rd	6
June 2 vs. Memphis	Bottom 5th	6
May 18 vs Toledo	Bottom 8th	6
April 8 vs. Toledo	Bottom 3rd	6

SCORE BY INNINGS

	1	2	3	4	5	6	7	8	9	10	11+	TOTAL
Omaha	58	46	57	51	70	48	44	48	41	1	1	465
Opponents	49	50	46	46	49	75	49	58	36	2	0	460
Difference	9	-4	11	5	21	-27	-5	-10	5	-1	1	5

SCORE BY INNINGS v. GWINNETT	1	2	3	4	5	6	7	8	9	10	11+	TOTAL
Omaha	5	6	4	3	5	3	1	2	1	0	0	30
Gwinnett	5	3	5	12	4	7	6	5	6	1	0	54
vs. Gwinnett Difference	0	3	-1	-9	1	-4	-5	-3	-5	-1	0	-24

MULTI-RUN INNINGS

	2	3	4	5	6	7	8	9	10+	TOTAL
Storm Chasers	61	30	16	2	4	3	-	-	1	117
Opponents	63	26	11	5	5	2	1	1	-	114

RECORD BY RUNS SCORED/ALLOWED

RUNS	0	1	2	3	4	5	6	7	8	9	10	11	12	13+
SCORED	0 - 1	0 - 5	1 - 10	1 - 6	5 - 4	1 - 5	8 - 8	3 - 1	5 - 0	5 - 0	3 - 1	3 - 0	1 - 0	4 - 0
ALLOWED	1 - 0	5 - 0	6 - 0	6 - 2	5 - 6	2 - 3	4 - 6	1 - 4	3 - 6	2 - 7	0 - 2	0 - 0	0 - 2	0 - 3

RECORD BY MARGIN OF VICTORY/DEFEAT

1 Run	2 Runs	3 Runs	4 Runs	5 Runs	6 Runs	7 Runs	8 Runs	9 Runs	10+ Runs
6 - 12	9 - 5	3 - 7	9 - 4	6 - 3	0 - 4	0 - 3	3 - 0	2 - 0	2 - 3

2023 STORM CHASERS MONTH BY MONTH

HITTING

MONTH	AVG	G	AB	R	H	TB	2B	3B	HR	RBI	BB	IBB	SO	SB	CS	OBP	SLG	OPS	SAC	SF	HBP	GIDP	LOB
MARCH	.300	1	40	8	12	16	2	1	0	8	9	0	12	5	0	.429	.400	.829	0	0	0	0	14
APRIL	.250	24	799	124	200	352	49	2	33	118	99	0	204	38	8	.337	.441	.778	1	11	11	24	156
MAY	.269	26	885	148	238	386	53	7	27	131	120	0	218	58	13	.366	.436	.802	1	6	19	28	198
JUNE	.281	24	804	152	226	362	55	3	25	142	125	2	216	45	7	.380	.450	.830	7	15	13	20	184
JULY	.277	6	191	33	53	94	16	2	7	31	17	0	48	8	4	.335	.492	.827	0	3	1	4	30
AUGUST																							
SEPTEMBER																							
TOTAL	.268	81	2719	465	729	1210	175	15	92	430	370	2	698	154	32	.361	.445	.806	9	35	44	76	582

PITCHING

MONTH	W	L	ERA	G	GS	CG	SHO	GF	HLD	SV	SVO	IP	H	R	ER	HR	HB	BB	SO	WP	BK	WHIP	AVG
MARCH	1	0	6.00	1	1	0	0	1	0	1	1	9.0	11	6	6	1	1	2	7	0	1	1.44	.297
APRIL	9	15	5.65	24	24	0	0	24	11	3	7	212.0	238	149	133	30	17	104	198	16	2	1.61	.284
MAY	12	14	5.61	26	26	0	1	26	17	6	12	229.1	247	162	143	46	15	126	235	13	1	1.63	.278
JUNE	17	7	4.35	24	24	0	0	24	17	6	11	215.1	187	109	104	26	7	127	219	13	1	1.46	.232
JULY	1	5	6.00	6	6	0	0	6	1	0	3	48.0	43	34	32	9	2	27	55	0	0	1.46	.242
AUGUST																							
SEPTEMBER																							
TOTAL	40	41	5.27	81	81	0	1	81	46	16	34	713.2	726	460	418	112	42	386	714	42	5	1.56	.264

2023 WALK-OFF TRACKER (1 FOR, 7 AGAINST)

GAME #	DATE	OPPONENT	FINAL (INN.)	PLAYER	WINNING RUN	PITCHER	HOW	OUTS	COUNT
23	April 28	@ Nashville	L, 4-3 (9)	Brian Navarreto	Skye Bolt	Josh Dye	Throwing error by 3B Maikel Garcia	2	1-0
24	April 29	@ Nashville	L, 6-5 (10)	Keston Hiura	Eddy Alvarez	Evan Sisk	Infield single to SS Angelo Castellano	1	2-1
33	May 10	@ Scranton/WB	L, 4-3 (9)	Michael Hermosillo	Dylan Coleman	Dylan Coleman	Solo home run to LF	0	2-1
36	May 13	@ Scranton/WB	L, 8-6 (9)	Ben Rortvedt	Estevan Florial	Brooks Kriske	3-run home run to RCF	1	2-2
45	May 24	@ St. Paul	L, 6-5 (9)	Jose Miranda	Andrew Stevenson	Brooks Kriske	RBI single to LF	0	1-1
53	June 2	vs. Memphis	W, 10-9 (10)	Dairon Blanco	Brewer Hicklen	Jake Walsh	Sacrifice fly to RF	1	2-2
71	June 24	@ Rochester	L, 3-2 (9)	Richie Martin	Richie Martin	Christian Chamberlain	Wild Pitch	1	1-0
80	July 5	@ Gwinnett	L, 8-7 (10)	Luke Williams	Braden Shewmake	Brooks Kriske	RBI single to LF	0	2-1

Bold Indicates Omaha Walk-Off Win

2023 STORM CHASERS EJECTIONS (5)

DATE	INNING	WHO (POSITION) / # IN 2023	WHY	UMPIRE (POSITION)
1. April 21 vs. Gwinnett	▼ 6	Mike Jirschele (Manager) / 1st	Balls/Strikes	Takahito Matsuda (Home Plate)
2. April 21 vs. Gwinnett	▲ 7	Dane Johnson (Pitching Coach) / 1st	Balk	Takahito Matsuda (Home Plate)
3. April 21 vs. Gwinnett	▼ 8	CJ Alexander (Designated Hitter) / 1st	Balls/Strikes	Takahito Matsuda (Home Plate)
4. May 11 @ Scranton/WB	▼ 9	Mike Jirschele (Manager) / 2nd	Hit By Pitch	Robert Nunez (Home Plate)
5. June 20 @ Rochester	▼ 6	Mike Jirschele (Manager) / 3rd	Fair/Foul on Home Run	Steven Jaschinski (Home Plate)

HOME RUN BREAKDOWN

						OUTS			RUNNERS ON				TIED GO		DIRECTION					BESTS		LAST HOME RUN					
PLAYER	2023 TOTAL	HOME	ROAD	RHP	LHP	0	1	2	0	1	2	3	GAME	AHEAD	LF	LCF	CF	RCF	RF	FT	MPH	DATE	OPPONENT	PITCHER	KIND	INN	PA SINCE
CJ Alexander	10	4	6	10	-	6	2	2	7	2	1	-	2	3	1	-	2	4	3	422	109.9	6/8	@ Indianapolis	E. Villalobos	2-Run	▲ 7	6
Nick Loftin	9	4	5	5	4	5	2	2	5	1	3	-	2	2	6	1	2	-	-	433	105.6	5/30	vs. Memphis	J. Woodford	2-Run	▼ 1	3
28 Tyler Gentry	8	4	4	5	3	2	1	5	2	4	2	-	-	3	4	3	1	-	-	471	106.5	7/6	@ Gwinnett	D. Rodriguez	2-Run	▲ 6	1
14 Logan Porter	8	5	3	3	5	6	2	-	7	1	-	-	-	-	7	-	-	1	-	417	106.6	7/5	@ Gwinnett	J. Sheffield	Solo	▲ 3	7
24 Nate Eaton	6	4	2	4	2	2	2	2	5	1	-	-	-	3	3	-	3	-	-	422	103.8	7/6	@ Gwinnett	N. Margevicius	2-Run	▲ 1	3
17 Angelo Castellano	6	6	-	5	1	1	2	3	2	4	-	-	1	2	5	1	-	-	-	401	102.8	7/2	vs. Iowa	R. Wick	Solo	▼ 5	15
0 Samad Taylor	6	3	3	2	4	3	1	2	3	2	1	-	-	2	1	1	2	2	-	422	104.5	6/14	vs. Columbus	G. Williams	Solo	▼ 7	17
18 Brewer Hicklen	5	3	2	3	2	3	1	1	2	2	1	-	-	2	2	1	1	1	-	443	109.5	6/13	vs. Columbus	M. Kelly	2-Run	▼ 8	69
Freddy Fermin	5	2	3	3	2	1	2	2	1	2	1	1	-	-	2	-	2	1	-	428	105.9	4/30	@ Nashville	R. Gasser	Solo	▲ 5	2
Johan Camargo	4	2	2	4	-	2	1	1	3	1	-	-	-	3	1	-	1	2	-	426	107.6	6/14	vs. Columbus	G. Williams	Solo	▼ 4	2
Jakson Reetz	4	3	1	1	3	1	2	1	2	1	-	1	-	2	4	-	-	-	-	426	104.4	5/21	vs. Toledo	B. Bristo	Solo	▼ 7	36
3 Tucker Bradley	3	2	1	3	-	1	-	2	-	3	-	-	-	1	-	1	-	1	1	392	100.5	7/2	vs. Iowa	C. Clarke	2-Run	▼ 3	22
7 John Rave	3	2	1	-	3	-	-	3	2	-	1	-	-	1	1	1	-	1	-	406	101.9	6/29	vs. Iowa	B. Little	Solo	▼ 7	30
Dairon Blanco	3	-	3	3	-	1	1	1	3	-	-	-	-	1	1	1	1	-	-	455	105.2	5/23	@ St. Paul	S.Woods Richardson	Solo	▲ 4	75
11 Adeiny Hechavarria	2	1	1	2	-	-	1	1	-	1	-	1	-	1	-	2	-	-	-	411	100.5	6/29	vs. Iowa	R. Thompson	Solo	▼ 2	25
Kyle Isbel	2	1	1	2	-	1	1	-	2	-	-	-	-	2	-	-	1	-	1	406	104.3	6/23	@ Rochester	J. Adon	Solo	▲ 4	11
Drew Waters	2	2	-	2	-	1	1	-	1	1	-	-	-	1	-	1	-	1	-	408	108.7	5/21	vs. Toledo	A. Goudeau	2-Run	▼ 6	12
Nick Pratto	2	2	-	1	1	1	-	1	1	1	-	-	1	1	-	-	1	-	1	399	100.2	4/22	@ Scranton/WB	D. Dodd	2-Run	▼ 1	19
22 Jermaine Palacios	1	1	-	-	1	-	-	1	-	1	-	-	-	1	-	1	-	-	-	409	101.9	6/18	vs. Columbus	J. Cantillo	2-Run	▼ 2	36
6 Clay Dungan	1	-	1	1	-	1	-	-	1	-	-	-	1	-	-	-	-	1	-	388	104.0	5/9	@ Scranton/WB	M. Spence	Solo	▲ 3	130
Franmil Reyes	1	1	-	-	1	-	-	1	-	1	-	-	-	-	-	1	-	-	-	389	100.8	5/7	vs. Louisville	A. Abbott	2-Run	▼ 5	1
Maikel Garcia	1	1	-	1	-	-	1	-	1	-	-	-	-	1	-	-	-	-	1	349	94.3	4/4	vs. Toledo	A. Faedo	Solo	▼ 1	94
	92	53	39	60	32	38	23	31	50	29	10	3	7	32	38	15	17	15	7								

INNING DISTRIBUTION

1st Inning	2nd Inning	3rd Inning	4th Inning	5th Inning	6th Inning	7th Inning	8th Inning	9th Inning	10th Inning	11th Inning
11	11	14	17	10	9	9	7	4	-	-

NOTABLE STORM CHASERS HOME RUNS

BACK-TO-BACK HOMERS (1)		2-HOMER GAMES (4)		3-HOMER GAMES (0)		GRAND SLAMS (3)	
PLAYERS	DATE/OPPONENT (INN.)	PLAYER (CAREER NO.)	DATE/OPPONENT	PLAYER (CAREER NO.)	DATE/OPPONENT	PLAYER (CAREER NO.)	DATE/OPPONENT (INN.)
Tyler Gentry & Logan Porter	4/5 vs. Toledo (6th)	Logan Porter (3rd)	4/5 vs. Toledo			Jakson Reetz (1st)	4/1 @ Indianapolis (5th)
		Freddy Fermin (4th)	4/8 vs. Toledo			Freddy Fermin (3rd)	4/8 vs. Toledo (3rd)
		Drew Waters (3rd)	5/21 vs. Toledo			Adeiny Hechavarria (3rd)	6/22 @ Rochester (4th)
		Nate Eaton (3rd)	6/17 vs. Columbus				

LEADOFF HOMERS (2)		INSIDE-THE PARK HOMERS (1)		PINCH-HIT HOMERS (0)		WALK-OFF HOMERS (0)	
PLAYER (CAREER NO.)	DATE/OPPONENT	PLAYER (CAREER NO.)	DATE/OPPONENT (INN.)	PLAYER (CAREER NO.)	DATE/OPPONENT (INN.)	PLAYER	DATE/OPPONENT
Samad Taylor (1st)	6/14 vs. Columbus	John Rave (1)	6/18 vs. Columbus (3rd)				
Nate Eaton (1st)	6/17 vs. Columbus						

HOME RUN SITUATION	# OF	DATE OF LAST	BATTER ('23 HR #)	PITCHER	COUNT	RUNNERS ON	OUTS	INNING	SCORE @ HR	FINAL
GO-AHEAD HOME RUN	32	June 29 vs. Iowa	Angelo Castellano (5)	Riley Thompson	0-0	1	1	▼ 2	3-2	W, 8-3
GAME-TYING HOME RUN	7	May 25 @ St. Paul	Nick Loftin (8)	Cody Laweryson	1-2	2	0	▲ 7	4-4	L, 8-6

NOTABLE OPPOSING HOME RUNS

BACK-TO-BACK HOMERS (3)		2-HOMER GAMES (2)		3-HOMER GAMES (1)		GRAND SLAMS (4)	
PLAYERS	DATE/OPPONENT (INN.)	PLAYER (CAREER NO.)	DATE/OPPONENT	PLAYER (CAREER NO.)	DATE/OPPONENT	PLAYER	DATE/OPPONENT (INN.)
Encarnacion-Strand & Benson	5/4 vs. Louisville (1st)	Jermaine Palacios (5)	5/17 vs. Toledo	Christian Encarnacion-Strand (1)	5/4 vs. Louisville	Andy Ibañez	April 6 vs. Toledo (3rd)
Jordan Walker & Moisés Gómez	5/31 vs. Memphis (6th)	Moisés Gómez (7)	5/31 vs. Memphis			Andrés Chaparro	May 9 @ Scranton/WB (7th)
Travis Blankenhorn & Matt Adams	6/22 @ Rochester (4th)					Jair Camargo	May 28 @ St. Paul (7th)
						Jesús Aguilar	July 5 @ Gwinnett (3rd)
						Joshua Fuentes	July 6 @ Gwinnett (4th)

LEADOFF HOMERS (5)		INSIDE-THE PARK HOMERS (0)		PINCH-HIT HOMERS (0)		WALK-OFF HOMERS (2)	
PLAYER	DATE/OPPONENT	PLAYER	DATE/OPPONENT (INN.)	PLAYER	DATE/OPPONENT (INN.)	PLAYER	DATE/OPPONENT
Christopher Morel	4/14 @ Iowa					Michael Hermosillo	5/10 @ Scranton/WB
Forrest Wall	4/19 vs. Gwinnett					Ben Rortvedt	5/13 @ Scranton/WB
Michael Siani	5/3 vs. Louisville						
Michael Siani	5/5 vs. Louisville						
Nick Gonzales	6/9 @ Indianapolis						



HR #	PLAYER (SEASON #)	GM # - DATE	OPPONENT	PITCHER	PITCH TYPE	DIRECTION	ON BASE	INNING	OUTS	COUNT	SCORE	FINAL	DISTANCE	EXIT VELO	LAUNCH ANGLE
1.	Logan Porter (1)	2 - April 1	@ Indianapolis	Caleb Smith (L)	4-seam FB	LF	0	▲4	1	2-2	3-0	W, 12-1	417 ft	106.6 mph	32°
2.	Jakson Reetz (1)	2 - April 1	@ Indianapolis	Caleb Smith (L)	Slider	LF	3	▲5	2	2-1	8-0	W, 12-1	408 ft	103.9 mph	25°
3.	Dairon Blanco (1)	3 - April 2	@ Indianapolis	Mike Burrows	4-seam FB	LCF	0	▲5	2	3-2	1-3	W, 8-3	411 ft	105.2 mph	23°
4.	Samad Taylor (1)	3 - April 2	@ Indianapolis	J.C. Flowers	4-seam FB	LF	0	▲8	0	2-1	2-3	W, 8-3	334 ft	104.5 mph	22°
5.	Nick Loftin (1)	3 - April 2	@ Indianapolis	Daniel Zamora (L)	4-seam FB	LF	2	▲8	1	1-2	5-3	W, 8-3	362 ft	97.2 mph	29°
6.	Maikel Garcia (1)	4 - April 4	vs. Toledo	Alex Faedo	4-seam FB	RF	0	▼1	1	2-1	1-0	L, 9-2	349 ft	94.3 mph	35°
7.	Tyler Gentry (1)	5 - April 5	vs. Toledo	Tyler Holton (L)	Cutter	CF	2	▼6	0	2-0	3-1	L, 7-6	417 ft	106.5 mph	27°
8.	Logan Porter (2)	5 - April 5	vs. Toledo	Tyler Holton (L)	Slider	LF	0	▼6	0	3-1	4-1	L, 7-6	346 ft	103.3 mph	37°
9.	Logan Porter (3)	5 - April 5	vs. Toledo	Matt Wisler	4-seam FB	RCF	0	▼8	0	2-2	5-6	L, 7-6	364 ft	94.7 mph	34°
10.	Nick Loftin (2)	6 - April 6	vs. Toledo	Brenan Haniffee	Slider	LCF	0	▼2	0	2-2	1-1	L, 8-5	401 ft	101.8 mph	32°
11.	CJ Alexander (1)	6 - April 6	vs. Toledo	Brenan Haniffee	Sinker	CF	0	▼4	1	2-2	3-6	L, 8-5	409 ft	101.1 mph	35°
12.	Logan Porter (4)	7 - April 7	vs. Toledo	Reese Olson	4-seam FB	LF	0	▼3	0	3-2	5-2	W, 9-4	395 ft	104.3 mph	45°
13.	Freddy Fermin (1)	8 - April 8	vs. Toledo	Will Vest	Slider	CF	3	▼3	2	0-0	6-1	W, 13-8	401 ft	102.1 mph	42°
14.	Angelo Castellano (1)	8 - April 8	vs. Toledo	Will Vest	4-seam FB	LCF	1	▼4	0	2-0	8-1	W, 13-8	401 ft	102.8 mph	33°
15.	Freddy Fermin (2)	8 - April 8	vs. Toledo	Ashton Goudeau	Changeup	CF	1	▼5	0	1-1	10-1	W, 13-8	428 ft	105.9 mph	28°
16.	CJ Alexander (2)	8 - April 8	vs. Toledo	Ashton Goudeau	Changeup	LF	0	▼7	0	1-0	11-8	W, 13-8	351 ft	92.4 mph	43°
17.	Angelo Castellano (2)	9 - April 9	vs. Toledo	Alex Faedo	4-seam FB	LF	0	▼3	1	0-0	1-0	L, 8-2	373 ft	98.0 mph	25°
18.	Samad Taylor (2)	10 - April 11	@ Iowa	Roenis Elias (L)	4-seam FB	CF	2	▲5	2	0-2	3-9	L, 9-6	405 ft	100.9 mph	25°
19.	Freddy Fermin (3)	10 - April 11	@ Iowa	Brandon Hughes (L)	4-seam FB	LF	1	▲6	2	0-1	6-9	L, 9-6	398 ft	100.3 mph	33°
20.	CJ Alexander (3)	11 - April 12	@ Iowa	Riley Thompson	Changeup	RF	0	▲2	0	1-0	2-1	W, 10-6	394 ft	104.3 mph	24°
21.	Tyler Gentry (2)	11 - April 12	@ Iowa	Riley Thompson	Slider	LF	0	▲3	2	1-2	3-1	W, 10-6	393 ft	103.3 mph	26°
22.	Tucker Bradley (1)	11 - April 12	@ Iowa	Rowan Wick	4-seam FB	RCF	1	▲6	2	1-1	7-3	W, 10-6	392 ft	98.2 mph	29°
23.	Nick Loftin (3)	11 - April 12	@ Iowa	Anthony Kay (L)	Slider	CF	0	▲8	0	2-1	8-6	W, 10-6	420 ft	104.3 mph	28°
24.	Nick Loftin (4)	12 - April 13	@ Iowa	Nick Neidert	4-seam FB	LF	0	▲4	2	3-2	1-11	L, 14-1	370 ft	100.4 mph	38°
25.	Nick Pratto (1)	15 - April 19	vs. Gwinnett	Beau Burrows	Slider	CF	0	▼2	0	1-2	1-1	L, 6-2	399 ft	100.2 mph	26°
26.	Logan Porter (5)	15 - April 19	vs. Gwinnett	Beau Burrows	Slider	LF	0	▼4	1	1-2	2-3	L, 6-2	350 ft	94.9 mph	50°
27.	CJ Alexander (4)	17 - April 21	vs. Gwinnett	Allan Winans	Changeup	RF	0	▼2	2	0-0	1-1	L, 7-3	395 ft	96.2 mph	37°
28.	Nick Pratto (2)	18 - April 22	vs. Gwinnett	Dylan Dodd (L)	Changeup	RF	1	▼1	2	3-1	2-0	L, 5-2	350 ft	88.4 mph	39°
29.	Nate Eaton (1)	22 - April 27	@ Nashville	Janson Junk	Sweeper	LF	0	▲2	2	2-2	1-0	W, 2-1	403 ft	103.0 mph	32°
30.	Freddy Fermin (4)	24 - April 29	@ Nashville	Robert Stock	4-seam FB	RCF	2	▲1	1	3-1	4-0	L, 6-5 (10)	381 ft	104.3 mph	23°
31.	Tyler Gentry (3)	25 - April 30	@ Nashville	Robert Gasser (L)	4-seam FB	LF	1	▲3	2	1-0	2-1	W, 10-6	391 ft	100.6 mph	33°
32.	Logan Porter (6)	25 - April 30	@ Nashville	Robert Gasser (L)	Slider	LF	0	▲4	0	2-1	3-1	W, 10-6	389 ft	102.3 mph	29°
33.	Freddy Fermin (5)	25 - April 30	@ Nashville	Robert Gasser (L)	Changeup	LF	0	▲5	1	2-0	5-1	W, 10-6	368 ft	94.8 mph	35°
34.	Nick Loftin (5)	28 - May 4	vs. Louisville	Silvino Bracho	Slider	LF	0	▼7	0	0-0	8-11	L, 12-10	365 ft	101.1 mph	19°
35.	Jakson Reetz (2)	29 - May 5	vs. Louisville	Brandon Williamson (L)	4-seam FB	LF	1	▼2	1	0-0	2-1	W, 6-2	346 ft	100.2 mph	27°
36.	Nick Loftin (6)	29 - May 5	vs. Louisville	Brandon Williamson (L)	Slider	CF	0	▼6	0	0-0	3-1	W, 6-2	395 ft	105.6 mph	24°
37.	Angelo Castellano (3)	30 - May 6	vs. Louisville	Ryan Nutof	Curveball	LF	1	▼7	2	2-2	8-8	W, 11-9	376 ft	95.2 mph	29°
38.	Jakson Reetz (3)	31 - May 7	vs. Louisville	Andrew Abbott (L)	Changeup	LF	0	▼4	1	2-0	1-0	L, 4-3	426 ft	104.4 mph	32°
39.	Franmil Reyes (1)	31 - May 7	vs. Louisville	Andrew Abbott (L)	Curveball	LCF	1	▼5	2	3-2	3-0	L, 4-3	389 ft	100.8 mph	29°
40.	Clay Dungan (1)	32 - May 9	@ Scranton/WB	Mitch Spence	4-seam FB	RCF	0	▲3	0	1-0	2-2	L, 14-2	388 ft	104.0 mph	28°
41.	Dairon Blanco (2)	33 - May 10	@ Scranton/WB	Luis Severino	Changeup	LF	0	▲3	0	0-1	1-1	L, 4-3	377 ft	99.6 mph	24°
42.	CJ Alexander (5)	34 - May 11	@ Scranton/WB	Colten Brewer	Slider	CF	0	▲9	0	1-1	3-1	W, 4-3 (11)	422 ft	106.4 mph	23°
43.	CJ Alexander (6)	36 - May 13	@ Scranton/WB	Greg Weissert	Sweeper	RF	0	▲6	1	0-0	4-3	L, 8-6	377 ft	102.7 mph	39°
44.	CJ Alexander (7)	37 - May 14	@ Scranton/WB	Mitch Spence	4-seam FB	RCF	0	▲2	0	3-2	1-1	W, 6-3	416 ft	109.9 mph	24°
45.	Brewer Hicklen (1)	37 - May 14	@ Scranton/WB	D.J. Snelten (L)	Changeup	LF	0	▲9	0	2-1	4-3	W, 6-3	344 ft	109.5 mph	25°
46.	Samad Taylor (3)	37 - May 14	@ Scranton/WB	D.J. Snelten (L)	4-seam FB	RCF	1	▲9	2	3-1	6-3	W, 6-3	346 ft	95.2 mph	29°
47.	Samad Taylor (4)	39 - May 17	vs. Toledo	Zach Logue (L)	4-seam FB	RCF	1	▼1	0	0-1	2-1	W, 16-8	372 ft	100.0 mph	30°
48.	Logan Porter (7)	39 - May 17	vs. Toledo	Zach Logue (L)	4-seam FB	LF	1	▼1	0	0-0	4-1	W, 16-8	401 ft	102.3 mph	38°
49.	Angelo Castellano (4)	39 - May 17	vs. Toledo	Miguel Del Pozo (L)	4-seam FB	LF	1	▼5	2	1-0	10-5	W, 16-8	385 ft	99.2 mph	26°
50.	Brewer Hicklen (2)	40 - May 18	vs. Toledo	Miguel Diaz	Sinker	LCF	2	▼8	0	2-0	9-0	W, 9-0	443 ft	108.4 mph	32°
51.	Drew Waters (1)	43 - May 21	vs. Toledo	Ashton Goudeau	4-seam FB	RCF	0	▼3	0	1-1	1-2	W, 8-4	408 ft	108.7 mph	29°
52.	Drew Waters (2)	43 - May 21	vs. Toledo	Ashton Goudeau	Changeup	LCF	1	▼4	1	2-0	4-3	W, 8-4	366 ft	99.5 mph	32°
53.	Tucker Bradley (2)	43 - May 21	vs. Toledo	Seth Elledge	Sinker	LCF	1	▼6	0	1-1	6-4	W, 8-4	388 ft	100.5 mph	28°
54.	Jakson Reetz (4)	43 - May 21	vs. Toledo	Braden Bristo	Sweeper	LF	0	▼7	0	2-1	8-4	W, 8-4	412 ft	104.1 mph	36°
55.	Dairon Blanco (3)	44 - May 23	@ St. Paul	Simeon Woods Richardson	4-seam FB	CF	0	▲4	1	1-1	4-0	W, 6-1	455 ft	104.5 mph	28°
56.	Nick Loftin (7)	45 - May 24	@ St. Paul	Brent Headrick (L)	Changeup	LF	2	▲3	1	2-2	3-5	L, 6-5	433 ft	103.7 mph	24°
57.	Nick Loftin (8)	46 - May 25	@ St. Paul	Cody Lawersyson	Sweeper	LF	2	▲7	0	1-2	4-4	L, 8-6	357 ft	97.3 mph	22°
58.	Johan Camargo (1)	48 - May 27	@ St. Paul	Randy Dobnak	Changeup	CF	0	▲5	0	1-2	1-3	L, 14-1	426 ft	102.2 mph	26°
59.	Nick Loftin (9)	50 - May 30	vs. Memphis	Jake Woodford	Curveball	LF	1	▼1	2	0-0	2-1	W, 7-6	370 ft	91.0 mph	29°
60.	Tyler Gentry (4)	50 - May 30	vs. Memphis	Connor Thomas (L)	Slider	LCF	1	▼3	0	2-1	4-1	W, 7-6	471 ft	103.6 mph	27°
61.	Johan Camargo (2)	52 - June 1	vs. Memphis	Dakota Hudson	Slider	RCF	1	▼4	2	0-2	2-1	L, 12-6	393 ft	98.2 mph	31°
62.	Brewer Hicklen (3)	52 - June 1	vs. Memphis	Ryan Loutos	Sinker	CF	0	▼7	0	1-0	4-10	L, 12-6	425 ft	105.8 mph	33°
63.	CJ Alexander (8)	52 - June 1	vs. Memphis	Ryan Loutos	Cutter	RCF	1	▼8	0	2-2	5-12	L, 12-6	400 ft	102.8 mph	30°
64.	Nate Eaton (2)	53 - June 2	vs. Memphis	Tommy Parsons	4-seam FB	LF	0	▼1	1	0-0	1-0	W, 10-9 (10)	330 ft	103.3 mph	46°
65.	Johan Camargo (3)	56 - June 6	@ Indianapolis	Yerry De Los Santos	Sinker	RCF	0	▲9	0	3-1	3-2	W, 4-2	399 ft	107.6 mph	22°
66.	CJ Alexander (9)	57 - June 7	@ Indianapolis	Quinn Priester	Curveball	RCF	2	▲2	0	1-2	3-2	W, 9-7	404 ft	101.3 mph	34°
67.	CJ Alexander (10)	58 - June 8	@ Indianapolis	Eli Villalobos	4-seam FB	RCF	1	▲7	2	2-1	14-7	W, 15-7	408 ft	108.5 mph	35°
68.	Brewer Hicklen (4)	59 - June 9	@ Indianapolis	Kent Emanuel (L)	Sinker	RCF	1	▲4	1	1-1	5-1	W, 6-2	410 ft	106.9 mph	26°
69.	Tyler Gentry (5)	60 - June 10	@ Indianapolis	Hunter Stratton	Slider	LF	2	▲5	2	0-2	3-2	W, 9-5	431 ft	106.0 mph	28°
70.	Samad Taylor (5)	61 - June 13	vs. Columbus	Joey Cantillo (L)	4-seam FB	LCF	0	▼6	1	1-1	1-2	W, 6-5	395 ft	102.4 mph	27°
71.	Brewer Hicklen (5)	61 - June 13	vs. Columbus	Michael Kelly	Slider	LF	1	▼8	2	2-1	6-5	W, 6-5	422 ft	108.1 mph	28°
72.	Samad Taylor (6)	62 - June 14	vs. Columbus	Gavin Williams	4-seam FB	CF	0	▼1	0	2-1	1-0	W, 6-1	422 ft	104.5 mph	27°
73.	Johan Camargo (4)	62 - June 14	vs. Columbus	Gavin Williams	4-seam FB	LF	0	▼4	1	0-2	2-1	W, 6-1	324 ft	90.8 mph	34°
74.	Tyler Gentry (6)	62 - June 14	vs. Columbus	Caleb Simpson	4-seam FB	LCF	1	▼7	2	0-1	6-1	W, 6-1	388 ft	101.2 mph	24°
75.	Kyle Isbel (1)	64 - June 16	vs. Columbus	Thomas Ponticelli	Sweeper	CF	0	▼1	1	1-0	1-1	W, 4-1	406 ft	104.3 mph	23°
76.	Nate Eaton (3)	65 - June 17	vs. Columbus	Jhon Romero	4-seam FB	CF	0	▼1	0	0-0	1-0	W, 13-4	412 ft	103.0 mph	33°
77.	Nate Eaton (4)	65 - June 17	vs. Columbus	Caleb Baragar (L)	4-seam FB	LF	0	▼3	0	2-2	2-0	W, 13-4	410 ft	103.8 mph	37°
78.	Jermaine Palacios (1)	66 - June 18	vs. Columbus	Joey Cantillo (L)	Changeup	LCF	1	▼2	2	1-1	2-0	W, 6-4	409 ft	101.9 mph	29°
79.	John Rave (1)	66 - June 18	vs. Columbus	Joey Cantillo (L)	4-seam FB	LCF	2	▼3	2	1-2	6-1	W, 6-4	ITP	96.5 mph	26°
80.	Adeiny Hechavarria (1)	69 - June 22	@ Rochester	Tommy Romero	4-seam FB	LCF	3	▲4	2	3-0	4-2	W, 8-4	411 ft	100.5 mph	29°
81.	Kyle Isbel (2)	70 - June 23	@ Rochester	Joan Adon	4-seam FB	RF	0	▲4	0	3-2	1-0	W, 4-2	375 ft	102.8 mph	32°
82.	John Rave (2)	71 - June 24	@ Rochester	Anthony Banda (L)	Slider	RCF	0	▲4	2	1-1	1-0	L, 3-2	406 ft	101.9 mph	24°

[illegible]



ABS CHALLENGES BY PLAYER

HITTERS – 47% (15-FOR-32)	TOTAL CHALLENGES	SUCCESSFUL CHALLENGES	SUCCESS RATE (%)
CJ Alexander	1	0	0%
Dairon Blanco	2	1	50%
Tucker Bradley	1	0	0%
José Briceño	1	0	0%
Angelo Castellano	2	1	50%
Clay Dungan	3	3	100%
Nate Eaton	2	1	50%
Maikel Garcia	1	0	0%
Tyler Gentry	1	0	0%
Adeiny Hechavarria	1	1	100%
Brewer Hicklen	4	2	50%
Jermaine Palacios	1	0	0%
Logan Porter	5	3	60%
John Rave	1	1	100%
Jakson Reetz	3	1	33%
Samad Taylor	2	0	0%
Drew Waters	1	1	100%

CATCHERS – 37% (18-FOR-49)	TOTAL CHALLENGES	SUCCESSFUL CHALLENGES	SUCCESS RATE (%)
José Briceño	8	2	25%
Logan Porter	8	3	38%
Jakson Reetz	32	13	41%

PITCHERS – 14% (1-FOR-7)	TOTAL CHALLENGES	SUCCESSFUL CHALLENGES	SUCCESS RATE (%)
Jonah Dipoto	2	1	50%
Jonathan Heasley	1	0	0%
Jackson Kowar	1	0	0%
James McArthur	1	0	0%
Daniel Mengden	1	0	0%
Nick Wittgren	1	0	0%

ABS CHALLENGES BY GAME

DATE	TOTAL	SUCCESSFUL	SUCCESS RATE (%)	DATE	TOTAL	SUCCESSFUL	SUCCESS RATE (%)
April 28	2	0	0%	July 21			
May 5	2	0	0%	July 22			
May 6	0	0	-	July 23			
May 7	4	1	25%	July 28			
May 12	4	2	50%	July 29			
May 13	2	0	0%	July 30			
May 14	4	1	25%	August 4			
May 19	1	0	0%	August 5			
May 20	6	3	50%	August 6			
May 21	9	7	78%	August 11			
May 26	5	2	40%	August 12			
May 27	3	1	33%	August 13			
May 28	4	1	25%	August 18			
June 2	2	0	0%	August 19			
June 3	3	0	0%	August 20			
June 4	3	1	33%	August 25			
June 9	4	3	75%	August 26			
June 10	4	1	25%	August 27			
June 16	1	0	0%	September 1			
June 17	4	2	50%	September 2			
June 18	3	1	33%	September 3			
June 23	3	2	67%	September 8			
June 24	4	1	25%	September 9			
June 25	1	1	25%	September 10			
July 2 [G1]	5	2	40%	September 15			
July 2 [G2]	1	0	0%	September 16			
July 3	4	2	50%	September 17			
July 7				September 22			
July 8				September 23			
July 9				September 24			
July 14							
July 15							
July 16							

ABS CHALLENGES BY COUNT

COUNT	TOTAL CHALLENGES	SUCCESSFUL CHALLENGES	SUCCESS RATE (%)
0-0 Count	18	5	28%
0-1 Count	10	5	50%
0-2 Count	3	2	67%
1-0 Count	15	8	53%
1-1 Count	10	4	40%
1-2 Count	6	2	33%
2-0 Count	1	0	0%
2-1 Count	3	1	33%
2-2 Count	9	2	22%
3-0 Count	1	1	100%
3-1 Count	2	2	100%
3-2 Count	10	2	20%

ABS CHALLENGES BY INNING

INNING	CHALLENGES	SUCCESSFUL CHALLENGES	SUCCESS RATE (%)
1st Inning	2	0	0%
2nd Inning	6	2	33%
3rd Inning	9	3	33%
4th Inning	9	3	33%
5th Inning	10	5	50%
6th Inning	20	11	55%
7th Inning	12	6	50%
8th Inning	10	2	20%
9th Inning	10	2	20%
Extras	0	-	-

ABS CHALLENGES BY UMPIRE

UMPIRE	CHALLENGES	OVERTURNED CALLS	OVERTURNED RATE (%)
John Bacon	1	0	0%
Mark Bass	3	1	33%
Jhonatan Biarreta	6	3	50%
Sam Burch	4	1	25%
Cody Clark	3	0	0%
Paul Clemons	4	0	0%
Darius Ghani	3	1	33%
Luis Hernandez	4	2	50%
Steven Jaschinski	3	2	67%
Tyler Jones	6	2	33%
Dexter Kelley	1	0	0%
Louie Krupa	1	0	0%
Chris Marco	4	1	25%
Jose Matamoros	3	1	33%
Raul Moreno	2	0	0%
Robert Nunez	4	1	25%
Mike Rains	4	1	25%
Randy Rosenberg	9	3	33%
Derek Thomas	5	2	40%
Kelvis Velez	9	7	78%
Tom West	1	1	100%
Lew Williams III	4	3	75%
Dillon Wilson	4	2	50%



ABS CHALLENGE TRACKER (34-FOR-88 / 38.6%)

#	GM # - DATE	OPPONENT	PLAYER CHALLENGING	POSITION	INNING	CALL (COUNT)	OVERTURNED?	PLAY RESULT (COUNT)	OPPONENT	UMPIRE
1.	23 - April 28	@ Nashville	Logan Porter	Catcher	▼ 6	Ball (0-0)	No	Lineout, L9 (1-1)	Thomas Pannone (P)	Paul Clemens
2.	23 - April 28	@ Nashville	Maikel Garcia	Batter	▲ 8	Strike (1-0)	No	Groundout, 5-4 (1-1)	Thomas Pannone (P)	Paul Clemens
3.	29 - May 5	vs. Louisville	Jakson Reetz	Catcher	▲ 8	Ball (0-0)	No	Walk (3-0)	Chuckie Robinson (C)	Tyler Jones
4.	29 - May 5	vs. Louisville	Jakson Reetz	Catcher	▼ 9	Ball (1-0)	No	Strikeout Looking (2-2)	T.J. Hopkins (LF)	Tyler Jones
5.	31 - May 7	vs. Louisville	Dairon Blanco	Batter	▼ 2	Strike (3-2)	No	Strikeout Looking (1-2)	Andrew Abbott (P)	Randy Rosenberg
6.	31 - May 7	vs. Louisville	Brewer Hicklen	Batter	▼ 3	Strike (3-2)	YES	Walk (3-2)	Andrew Abbott (P)	Randy Rosenberg
7.	31 - May 7	vs. Louisville	Jakson Reetz	Catcher	▲ 4	Ball (3-2)	No	Walk (3-2)	Nick Martini (RF)	Randy Rosenberg
8.	31 - May 7	vs. Louisville	Logan Porter	Batter	▼ 5	Strike (3-2)	No	Strikeout Looking (3-2)	Andrew Abbott (P)	Randy Rosenberg
9.	35 - May 12	@ Scranton/WB	Jakson Reetz	Catcher	▼ 5	Ball (0-0)	YES	Lineout, L9 (0-2)	Carlos Narvaez (C)	Dillon Wilson
10.	35 - May 12	@ Scranton/WB	Jakson Reetz	Catcher	▼ 7	Ball (2-1)	YES	Strikeout Looking (2-2)	Jamie Westbrook (2B)	Dillon Wilson
11.	35 - May 12	@ Scranton/WB	Jakson Reetz	Catcher	▲ 8	Strike (1-1)	No	Strikeout Swinging (1-2)	Matt Bowman (P)	Dillon Wilson
12.	35 - May 12	@ Scranton/WB	Nick Wittgren	Pitcher	▼ 9	Ball (2-1)	No	Walk (3-2)	Jesus Bastidas (SS)	Dillon Wilson
13.	36 - May 13	@ Scranton/WB	Jakson Kowar	Pitcher	▼ 9	Ball (3-2)	No	Walk (3-2)	Billy McKinney (CF)	Raul Moreno
14.	36 - May 13	@ Scranton/WB	Logan Porter	Catcher	▼ 9	Ball (0-0)	No	Home Run (2-2)	Ben Rortvedt (C)	Raul Moreno
15.	37 - May 14	@ Scranton/WB	Jakson Reetz	Catcher	▼ 3	Ball (3-2)	No	Walk (3-2)	Andres Chaparro (3B)	Robert Nunez
16.	37 - May 14	@ Scranton/WB	Jakson Reetz	Catcher	▼ 5	Ball (3-2)	No	Walk (3-2)	Elijah Dunham (LF)	Robert Nunez
17.	37 - May 14	@ Scranton/WB	Jakson Reetz	Catcher	▼ 7	Ball (2-2)	YES	Strikeout Looking (2-2)	Franchy Cordero (RF)	Robert Nunez
18.	37 - May 14	@ Scranton/WB	Jakson Reetz	Catcher	▼ 8	Ball (1-1)	No	Single (2-1)	Estevan Florial (CF)	Robert Nunez
19.	41 - May 19	vs. Toledo	Daniel Mengden	Pitcher	▲ 5	Ball (1-0)	No	Flyout, F8 (2-0)	Corey Joyce (SS)	John Bacon
20.	42 - May 20	vs. Toledo	Jakson Reetz	Catcher	▲ 2	Ball (2-2)	YES	Strikeout Looking (2-2)	Donny Sands (C)	Jhonatan Biarreta
21.	42 - May 20	vs. Toledo	Jakson Reetz	Catcher	▲ 3	Ball (1-1)	YES	Groundout, 5-3 (1-2)	Justyn-Henry Malloy (3B)	Jhonatan Biarreta
22.	42 - May 20	vs. Toledo	Jakson Reetz	Batter	▲ 3	Strike (2-2)	No	Strikeout Looking (2-2)	Reese Olson (P)	Jhonatan Biarreta
23.	42 - May 20	vs. Toledo	Jakson Reetz	Catcher	▲ 6	Ball (2-0)	No	RBI Walk (3-2)	Justyn-Henry Malloy (3B)	Jhonatan Biarreta
24.	42 - May 20	vs. Toledo	Jakson Reetz	Catcher	▲ 6	Ball (3-0)	YES	RBI Walk (3-2)	Justyn-Henry Malloy (3B)	Jhonatan Biarreta
25.	42 - May 20	vs. Toledo	Jakson Reetz	Catcher	▲ 7	Ball (0-0)	No	Single (3-1)	Andie Lipcius (LF)	Jhonatan Biarreta
26.	43 - May 21	vs. Toledo	Jakson Reetz	Catcher	▲ 2	Ball (0-1)	YES	Walk (3-2)	Donny Sands (C)	Kelvis Velez
27.	43 - May 21	vs. Toledo	Angelo Castellano	Batter	▼ 4	Strike (0-1)	YES	Flyout, F8 (2-2)	Ashton Goudeau (P)	Kelvis Velez
28.	43 - May 21	vs. Toledo	Jakson Reetz	Catcher	▲ 5	Ball (0-1)	YES	Hit By Pitch (2-2)	Donny Sands (C)	Kelvis Velez
29.	43 - May 21	vs. Toledo	Brewer Hicklen	Batter	▼ 5	Strike (1-0)	YES	Lineout, L7 (2-1)	Seth Elledge (P)	Kelvis Velez
30.	43 - May 21	vs. Toledo	Jakson Reetz	Catcher	▲ 6	Ball (3-1)	YES	Lineout, L6 (2-2)	Justyn-Henry Malloy (DHI)	Kelvis Velez
31.	43 - May 21	vs. Toledo	Dairon Blanco	Batter	▲ 6	Strike (0-2)	YES	Walk (3-2)	Seth Elledge (P)	Kelvis Velez
32.	43 - May 21	vs. Toledo	Drew Waters	Batter	▼ 6	Strike (0-2)	YES	Double (1-2)	Seth Elledge (P)	Kelvis Velez
33.	43 - May 21	vs. Toledo	Logan Porter	Batter	▼ 6	Strike (1-1)	YES	Walk (3-2)	Braden Bristo (P)	Kelvis Velez
34.	43 - May 21	vs. Toledo	Jakson Reetz	Catcher	▲ 9	Ball (1-0)	YES	Double Play, 5-4-3 (2-2)	Donny Sands (C)	Kelvis Velez
35.	47 - May 26	@ St. Paul	Jakson Reetz	Catcher	▼ 4	Ball (0-1)	No	Lineout, L5 (1-1)	Chris Williams (DH)	Derek Thomas
36.	47 - May 26	@ St. Paul	Jakson Reetz	Catcher	▼ 6	Ball (3-1)	No	Strikeout Swinging (3-2)	Chris Williams (DH)	Derek Thomas
37.	47 - May 26	@ St. Paul	Jakson Reetz	Catcher	▼ 6	Ball (0-0)	YES	Groundout, 1-3 (0-1)	Andrew Bechtold (3B)	Derek Thomas
38.	47 - May 26	@ St. Paul	Jakson Reetz	Catcher	▼ 8	Ball (2-2)	No	Walk (3-2)	Hernan Perez (LF)	Derek Thomas
39.	47 - May 26	@ St. Paul	Jakson Reetz	Catcher	▼ 9	Ball (0-0)	No	Double (2-0)	Andrew Stevenson (CF)	Derek Thomas
40.	48 - May 27	@ St. Paul	Logan Porter	Catcher	▼ 4	Ball (1-2)	No	Flyout, F6 (2-2)	Andrew Stevenson (CF)	Darius Ghanai
41.	48 - May 27	@ St. Paul	Jonah Dipoto	Pitcher	▼ 5	Ball (1-0)	YES	Strikeout Swinging (2-2)	Andrew Bechtold (2B)	Darius Ghanai
42.	48 - May 27	@ St. Paul	Logan Porter	Catcher	▼ 8	Ball (0-0)	No	Fielder's Choice, 6-4 (1-1)	Andrew Stevenson (CF)	Darius Ghanai
43.	49 - May 28	@ St. Paul	Jakson Reetz	Catcher	▼ 3	Ball (0-0)	No	Single (2-2)	Jair Camargo (DHI)	Mike Rains
44.	49 - May 28	@ St. Paul	Jakson Reetz	Catcher	▼ 5	Ball (0-1)	YES	Strikeout Swinging (0-2)	Alex De Gotti (2B)	Mike Rains
45.	49 - May 28	@ St. Paul	Tyler Gentry	Batter	▼ 7	Strike (1-2)	No	Strikeout Looking (1-2)	Josh Winder (P)	Mike Rains
46.	49 - May 28	@ St. Paul	Jakson Reetz	Catcher	▼ 7	Ball (1-1)	No	Walk (3-2)	Ryan LaMarre (RF)	Mike Rains
47.	53 - June 2	vs. Memphis	Tucker Bradley	Batter	▼ 5	Strike (1-2)	No	Walk (3-2)	Andrew Suarez (P)	Paul Clemens
48.	53 - June 2	vs. Memphis	Brewer Hicklen	Batter	▼ 9	Strike (1-1)	No	Strikeout Swinging (1-2)	Jake Walsh (P)	Paul Clemens
49.	54 - June 3	vs. Memphis	Jakson Reetz	Catcher	▼ 2	Strike (0-0)	No	Strike (2-0)	Scott Motter (1B)	Cody Clark
50.	54 - June 3	vs. Memphis	Samad Taylor	Batter	▼ 6	Strike (0-1)	No	Strikeout Swinging (0-2)	Zack Thompson (P)	Cody Clark
51.	54 - June 3	vs. Memphis	Jakson Reetz	Catcher	▲ 7	Ball (2-2)	No	Strikeout Looking (3-2)	Aaron Antonini (DHI)	Cody Clark
52.	55 - June 4	vs. Memphis	CJ Alexander	Batter	▲ 9	Strike (0-0)	No	Double Play, 6-4-3 (2-2)	Grant Black (P)	Mark Bass
53.	55 - June 4	vs. Memphis	Logan Porter	Catcher	▲ 6	Ball (0-0)	YES	Groundout, 6-3 (2-2)	Juniel Querecuto (CF)	Mark Bass
54.	55 - June 4	vs. Memphis	Jonah Dipoto	Pitcher	▲ 9	Ball (2-2)	No	RBI Walk (3-2)	Erbi Robinson (3B)	Mark Bass
55.	59 - June 9	@ Indianapolis	Logan Porter	Batter	▲ 3	Strike (0-0)	YES	Flyout, F9 (2-1)	Kent Emanuel (P)	Lew Williams III
56.	59 - June 9	@ Indianapolis	Jakson Reetz	Catcher	▲ 3	Ball (0-1)	YES	Strikeout Swinging (0-2)	Nick Gonzales (2B)	Lew Williams III
57.	59 - June 9	@ Indianapolis	Jakson Reetz	Catcher	▼ 9	Ball (0-0)	YES	Strikeout Swinging (0-2)	Ryan Villade (CF)	Lew Williams III
58.	59 - June 9	@ Indianapolis	Jakson Reetz	Catcher	▼ 9	Ball (0-0)	No	Fielder's Choice, 5-4 (1-0)	Henry Davis (RF)	Lew Williams III
59.	60 - June 10	@ Indianapolis	Samad Taylor	Batter	▲ 3	Strike (2-1)	No	Walk (3-2)	Ryan Burch (P)	Sam Burch
60.	60 - June 10	@ Indianapolis	Brewer Hicklen	Batter	▲ 4	Strike (1-1)	No	Strikeout Swinging (1-2)	Ryan Burch (P)	Sam Burch
61.	60 - June 10	@ Indianapolis	Jakson Reetz	Catcher	▼ 7	Strike (0-2)	YES	Groundout, 6-3 (2-2)	Tyler Chatwood (P)	Sam Burch
62.	60 - June 10	@ Indianapolis	Jakson Reetz	Catcher	▼ 7	Ball (3-2)	YES	Walk (3-2)	Chris Dwyne (SS)	Sam Burch
63.	64 - June 16	vs. Columbus	José Briceño	Catcher	▲ 6	Ball (2-2)	No	Double Play, 4-6-3 (3-2)	Zack Collins (C)	Dexter Kelley
64.	65 - June 17	vs. Columbus	Adeiny Hechavarria	Batter	▼ 4	Strike (3-1)	YES	Walk (3-1)	Luis Oviedo (P)	Luis Hernandez
65.	65 - June 17	vs. Columbus	Logan Porter	Catcher	▲ 6	Ball (1-0)	No	Home Run (2-1)	Oscar Gonzalez (LF)	Luis Hernandez
66.	65 - June 17	vs. Columbus	José Briceño	Batter	▼ 6	Strike (1-2)	No	Strikeout Looking (1-2)	Michael Kelly (P)	Luis Hernandez
67.	65 - June 17	vs. Columbus	Logan Porter	Catcher	▲ 7	Ball (1-1)	YES	Single (1-2)	George Valera (RF)	Luis Hernandez
68.	66 - June 18	vs. Columbus	James McArthur	Pitcher	▲ 1	Ball (0-1)	No	Single (3-2)	Oscar Gonzalez (LF)	José Matamoros
69.	66 - June 18	vs. Columbus	José Briceño	Catcher	▲ 4	Ball (1-0)	No	Walk (3-0)	George Valera (RF)	José Matamoros
70.	66 - June 18	vs. Columbus	José Briceño	Catcher	▲ 8	Ball (1-0)	YES	Groundout, 4-3 (2-2)	Jhonkensy Noel (1B)	José Matamoros
71.	70 - June 23	@ Rochester	Clay Dungan	Batter	▲ 6	Strike (1-2)	YES	Single (2-2)	Joan Adon (P)	Steven Jaschinski
72.	70 - June 23	@ Rochester	Logan Porter	Batter	▲ 8	Strike (1-0)	YES	Strikeout Looking (2-2)	Amos Willingham (P)	Steven Jaschinski
73.	70 - June 23	@ Rochester	Logan Porter	Batter	▲ 8	Strike (1-1)	No	Strikeout Looking (2-2)	Amos Willingham (P)	Steven Jaschinski
74.	71 - June 24	@ Rochester	Jermaine Palacios	Batter	▲ 2	Strike (2-2)	No	Strikeout Looking (2-2)	Anthony Banda (P)	Chris Marco
75.	71 - June 24	@ Rochester	José Briceño	Catcher	▼ 2	Ball (0-0)	No	Groundout, 6-3 (2-2)	Luis Torrens (C)	Chris Marco
76.	71 - June 24	@ Rochester	José Briceño	Catcher	▼ 6	Ball (1-0)	YES	Walk (3-2)	Travis Blankenhorn (LF)	Chris Marco
77.	71 - June 24	@ Rochester	Jonathan Heasley	Pitcher	▼ 6	Ball (3-2)	No	Walk (3-2)	Travis Blankenhorn (LF)	Chris Marco
78.	72 - June 25	@ Rochester	John Rave	Batter	▲ 3	Ball (1-2)	YES	Strikeout Swinging (2-2)	Sean Doolittle (L)	Tom West
79.	76 - July 2 [G1]	vs. Iowa	José Briceño	Catcher	▲ 1	Ball (1-0)	No	Walk (3-1)	Patrick Wisdom (1B)	Randy Rosenberg
80.	76 - July 2 [G1]	vs. Iowa	José Briceño	Catcher	▼ 4	Ball (0-0)	No	Walk (3-0)	Dom Nunez (C)	Randy Rosenberg
81.	76 - July 2 [G1]	vs. Iowa	Clay Dungan	Batter	▼ 5	Strike (1-0)	YES	RBI Single (2-1)	Rowan Wick (P)	Randy Rosenberg
82.	76 - July 2 [G1]	vs. Iowa	Nate Eaton	Batter	▼ 6	Strike (1-0)	YES	Strikeout Swinging (2-2)	Rowan Wick (P)	Randy Rosenberg
83.	76 - July 2 [G1]	vs. Iowa	José Briceño	Catcher	▼ 7	Ball (2-2)	No	Single (3-2)	Sergio Alcantara (SS)	Randy Rosenberg
84.	77 - July 2 [G2]	vs. Iowa	Angelo Castellano	Batter	▼ 3	Strike (0-0)	No	Fielder's Choice, 6-4 (0-1)	Nick Neidert (P)	Louie Krupa
85.	78 - July 3	vs. Iowa	Logan Porter	Catcher	▲ 4	Ball (0-1)	YES	Walk (3-2)	Dom Nunez (C)	Tyler Jones
86.	78 - July 3	vs. Iowa	Logan Porter	Catcher	▲ 6	Ball (0-1)	No	Strikeout Swinging (2-2)	Miles Mastroianni (2B)	Tyler Jones
87.	78 - July 3	vs. Iowa	Clay Dungan	Batter	▼ 7	Strike (0-0)	YES	Strikeout Looking (2-2)	Bailey Horn (P)	Tyler Jones
88.	78 - July 3	vs. Iowa	Nate Eaton	Batter	▼ 8	Strike (0-2)	No	Strikeout Looking (0-2)	Cam Sanders (P)	Tyler Jones

														STORM CHASERS				OPPONENT			
GM #	MARCH	OPPONENT	SCORE	RECORD	STANDINGS, DIV	WIN	LOSS	SAVE	TEMP.	1ST PITCH	TIME	ATT.	HOME ATT.	R	H	E	LO	R	H	E	LO
1.	3/31	@ Indianapolis	W, 8-6	1-0	1st +0.5	C. Snider (1-0)	Y. De Los Santos (0-1)	J. Staumont (1)	66°	7:05 PM	2:54	8,095		8	12	0	14	6	11	2	7
														STORM CHASERS				OPPONENT			
GM #	APRIL	OPPONENT	SCORE	RECORD	STANDINGS, DIV	WIN	LOSS	SAVE	TEMP.	1ST PITCH	TIME	ATT.	HOME ATT.	R	H	E	LO	R	H	E	LO
2.	4/1	@ Indianapolis	W, 12-1	2-0	1st +1.0	D. Parrish (1-0)	C. Smith (0-1)	-	42°	1:37 PM	2:26	4,012		12	16	0	11	1	5	2	3
3.	4/2	@ Indianapolis	W, 8-3	3-0	1st +1.0	J. Kowar (1-0)	D. Zamora (0-1)	-	49°	1:36 PM	2:53	4,240		8	12	0	9	3	11	2	10
4.	4/4	TOLEDO	L, 9-2	3-1	2nd -0.5	B. White (1-0)	M. Castillo (0-1)	-	55°	6:42 PM	2:27	3,200	3,200	2	6	0	6	9	12	0	5
5.	4/5	TOLEDO	L, 7-6	3-2	2nd -1.0	T. Holton (1-0)	R. Weiss (0-1)	M. Díaz (2)	35°	12:07 PM	2:40	1,405	4,605	6	8	2	6	7	12	1	9
6.	4/6	TOLEDO	L, 8-5	3-3	3rd -2.0	J. Fry (1-0)	J. Kowar (1-1)	M. Del Pozo (1)	45°	12:06 PM	2:48	1,607	6,212	5	7	1	4	8	10	2	9
7.	4/7	TOLEDO	W, 9-4	4-3	2nd -1.0	J. Heasley (1-0)	R. Olson (0-2)	-	70°	6:35 PM	2:35	1,968	8,180	9	12	0	6	4	9	0	11
8.	4/8	TOLEDO	W, 13-8	5-3	2nd -0.5	M. Martinez (1-0)	M. Lorenzen (0-1)	-	71°	2:05 PM	2:49	2,070	10,250	13	12	3	4	8	13	0	12
9.	4/9	TOLEDO	L, 8-2	5-4	2nd -1.5	T. Holton (2-0)	M. Castillo (0-2)	-	73°	2:11 PM	2:57	2,119	12,369	2	6	3	12	8	13	0	11
10.	4/11	@ Iowa	L, 9-6	5-5	15th -2.5	R. Elias (1-0)	M. Mayers (0-1)	M. Rodriguez (1)	79°	6:38 PM	2:34	3,557		6	10	0	6	9	7	1	6
11.	4/12	@ Iowa	W, 10-6	6-5	15th -1.5	J. Kowar (2-0)	R. Thompson (0-1)	-	77°	12:09 PM	2:26	4,085		10	12	0	5	6	8	0	4
12.	4/13	@ Iowa	L, 14-1	6-6	16th -2.5	N. Neidert (1-1)	J. Heasley (1-1)	-	81°	6:38 PM	2:18	3,647		1	6	1	4	14	15	0	8
13.	4/14	@ Iowa	W, 11-8	7-6	16th -2.0	C. Snider (2-0)	M. Rodriguez (1-1)	N. Wittgren (1)	79°	7:09 PM	3:16	6,257		11	11	2	10	8	11	3	10
	4/15	@ Iowa	PPD/Rain (To be made up April 16)																		
14.	4/16 G1	@ Iowa	Cancelled/Snow																		
15.	4/16 G2	@ Iowa	Cancelled/Snow																		
14.	4/18	GWINNETT	L, 4-1	7-7	15th -3.0	T. Tice (2-0)	J. Kowar (2-2)	Y. Ríos (1)	70°	6:39 PM	2:24	1,703	14,072	1	7	1	8	4	6	0	8
15.	4/19	GWINNETT	L, 6-2	7-8	15th -4.0	B. Burrows (1-0)	J. Heasley (1-2)	-	70°	12:05 PM	2:15	6,641	20,713	2	6	0	5	6	10	0	3
16.	4/20	GWINNETT	L, 9-3	7-9	16th -4.5	B. Moran (1-0)	M. Castillo (0-3)	-	56°	6:37 PM	2:47	2,026	22,739	3	3	1	10	9	10	1	5
17.	4/21	GWINNETT	L, 7-3	7-10	7th -6.0	A. Winans (1-2)	E. Sisk (0-1)	-	44°	6:36 PM	3:01	2,041	24,780	3	9	2	9	7	11	0	8
18.	4/22	GWINNETT	L, 5-2	7-11	16th -7.0	D. Dodd (1-0)	A. Núñez (0-1)	Y. Ríos (2)	42°	2:06 PM	2:27	3,025	27,805	2	4	1	2	5	10	0	10
19.	4/23	GWINNETT	W, 5-3	8-11	16th -6.0	M. Mayers (1-1)	N. Kingham (0-3)	N. Wittgren (2)	49°	2:06 PM	2:23	2,046	29,851	5	12	3	6	3	8	0	9
20.	4/25	@ Nashville	L, 8-3	8-12	16th -7.0	R. Gasser (1-0)	J. Heasley (1-3)	-	67°	6:39 PM	2:14	4,127		3	5	1	3	8	11	0	6
21.	4/26	@ Nashville	L, 5-0	8-13	17th -8.0	C. Boushley (1-1)	M. Castillo (0-4)	-	68°	6:37 PM	2:27	5,455		0	4	0	5	5	11	1	8
22.	4/27	@ Nashville	W, 2-1	9-13	7th -7.0	A. Cox (1-0)	J. Junk (2-1)	N. Wittgren (3)	61°	7:19 PM	2:28 (4:4)	3,507		2	8	0	7	1	6	1	8
23.	4/28	@ Nashville	L, 4-3	9-14	7th -7.0	J. Bukauskas (1-0)	J. Dye (0-1)	-	69°	6:37 PM	2:26	6,707		3	5	1	3	4	7	1	4
24.	4/29	@ Nashville	L, 6-5 (10)	9-15	18th -8.0	L. Erceg (3-0)	E. Sisk (0-2)	-	70°	6:39 PM	2:58	9,833		5	8	0	6	6	13	1	15
25.	4/30	@ Nashville	W, 10-6	10-15	7th -7.0	A. Núñez (1-1)	J. Bukauskas (1-1)	-	61°	3:08 PM	3:00 (7:03)	9,469		10	11	1	9	6	9	3	9
APRIL Hitting Results: .250/.337/.441 (200-for-799), 49 2B, 2 3B, 33 HR, 124 R, 99 BB, 38 SB // APRIL Pitching Results: 9-15, 5.65 ERA (133 ER in 212.0 IP), 3/7 SV, 238 H, 30 HR, 104 BB, 198 K, 1.61 WHIP, .284 AVG																					
														STORM CHASERS				OPPONENT			
GM #	MAY	OPPONENT	SCORE	RECORD	STANDINGS, DIV	WIN	LOSS	SAVE	TEMP.	1ST PITCH	TIME	ATT.	HOME ATT.	R	H	E	LO	R	H	E	LO
26.	5/2	LOUISVILLE	L, 10-4	10-16	18th -8.0	A. Abbott (1-0)	M. Castillo (0-5)	-	57°	12:06 PM	2:57	2,024	31,875	4	6	0	10	10	14	2	8
27.	5/3	LOUISVILLE	L, 7-4	10-17	10th -9.0	B. Lively (4-0)	M. Martinez (1-1)	-	60°	11:07 AM	2:20	3,364	35,239	4	10	1	5	7	11	0	7
28.	5/4	LOUISVILLE	L, 12-10	10-18	10th -9.0	R. Wynne (1-1)	D. Parrish (1-1)	-	77°	6:36 PM	2:45	3,333	38,572	10	11	1	9	12	13	4	4
29.	5/5	LOUISVILLE	W, 6-2	11-18	10th -8.0	M. Mayers (2-1)	B. Williamson (1-4)	J. Kowar (1)	63°	6:36 PM	2:14	5,735	44,307	6	5	0	3	2	7	1	7
30.	5/6	LOUISVILLE	W, 11-9	12-18	8th -7.5	E. Sisk (1-2)	J. Kuhnel (0-1)	J. Cuas (1)	78°	6:37 PM	2:57	3,872	48,179	11	12	0	8	9	13	1	6
31.	5/7	LOUISVILLE	L, 4-3	12-19	9th -7.0	Z. Brown (1-1)	B. Kriske (0-1)	A. Busenitz (3)	82°	2:07 PM	2:46	2,469	50,648	3	8	0	7	4	6	0	8
32.	5/9	@ Scranton/WB	L, 14-2	12-20	9th -8.0	M. Spence (3-2)	D. Parrish (1-2)	-	68°	6:06 PM	2:20	3,053		2	4	1	2	14	18	1	7
33.	5/10	@ Scranton/WB	L, 4-3	12-21	10th -8.5	A. McGarity (3-0)	D. Coleman (0-1)	-	60°	11:05 AM	2:41	5,829		3	5	0	9	4	4	1	6
34.	5/11	@ Scranton/WB	W, 4-3 (11)	13-21	9th -8.5	A. Núñez (2-1)	D. Snelten (0-2)	-	76°	6:37 PM	3:02	3,691		4	4	0	6	3	8	2	10
35.	5/12	@ Scranton/WB	W, 3-2	14-21	9th -8.5	D. Lynch (1-0)	R. Vásquez (0-5)	N. Wittgren (4)	79°	6:35 PM	2:22	4,142		3	8	0	5	2	4	1	6
36.	5/13	@ Scranton/WB	L, 8-6	14-22	10th -9.0	A. McGarity (4-0)	B. Kriske (0-2)	-	76°	4:05 PM	2:32	5,027		6	14	0	6	8	10	0	5
37.	5/14	@ Scranton/WB	W, 6-3	15-22	9th -8.0	J. Dipoto (1-0)	D. Snelten (0-3)	N. Wittgren (5)	75°	1:06 PM	3:02	3,058		6	7	0	6	3	9	1	11
38.	5/16	TOLEDO	L, 9-2	15-23	10th -8.0	H. Hembree (4-1)	J. Heasley (1-4)	-	77°	6:36 PM	2:45	2,001	52,649	2	9	1	15	9	12	0	6
39.	5/17	TOLEDO	W, 16-8	16-23	10th -7.5	W. Pennington (1-0)	Z. Logue (1-3)	-	83°	6:37 PM	2:54	2,218	54,867	16	18	0	8	8	14	2	3
40.	5/18	TOLEDO	W, 9-0	17-23	10th -6.5	A. Cox (2-0)	B. Haniffee (0-3)	-	78°	6:37 PM	2:31	3,529	58,396	9	14	0	8	0	3	0	6
41.	5/19	TOLEDO	W, 9-1	18-23	10th -6.0	A. Núñez (3-1)	A. Bergner (1-1)	-	66°	6:36 PM	2:41	5,058	63,454	9	12	1	9	1	6	1	8
42.	5/20	TOLEDO	L, 4-1	18-24	10th -7.5	R. Olson (2-3)	J. McArthur (0-1)	M. Díaz (7)	75°	6:38 PM	2:47	6,882	70,336	1	2	0	8	4	5	1	8
43.	5/21	TOLEDO	W, 8-4	19-24	10th -6.5	N. Wittgren (1-0)	S. Elledge (0-1)	-	81°	5:07 PM	2:50	3,995	74,331	8	12	0	9	4	15	2	11
44.	5/23	@ St. Paul	W, 6-1	20-24	10th -6.5	D. Lynch (2-0)	S. Woods Richardson (0-5)	-	76°	11:09 AM	2:24	7,436		6	10	0	10	1	6	0	7
45.	5/24	@ St. Paul	L, 6-5	20-25	10th -6.5	O. Ortega (2-0)	B. Kriske (0-3)	-	68°	7:08 PM	3:00	4,222		5	11	1	12	6	9	2	9
46.	5/25	@ St. Paul	L, 8-6	20-26	10th -7.5	R. Henriquez (1-0)	A. Núñez (3-2)	P. Murphy (2)	74°	7:09 PM	2:50	7,218		6	10	3	12	8	10	2	6
47.	5/26	@ St. Paul	W, 6-4	21-26	9th -6.5	D. Parrish (2-2)	C. Sadzeck (1-3)	D. Coleman (1)	77°	7:08 PM	2:59	6,080		6	8	1	8	4	8	1	9
48.	5/27	@ St. Paul	L, 14-1	21-27	9th -7.5	R. Dobnak (2-1)	J. Heasley (1-5)	-	80°	7:10 PM	2:51	6,386		1	6	3	8	14	16	1	10
49.	5/28	@ St. Paul	L, 10-6	21-28	10th -8.5	J. Winder (3-1)	J. Kowar (2-3)	-	82°	5:12 PM	2:28	8,640		6	11	2	4	10	9	1	2
50.	5/30	MEMPHIS	W, 7-6	22-28	9th -8.0	A. Veneziano (1-0)	J. Woodford (0-1)	B. Kriske (1)	82°	7:06 PM	2:32	2,352	76,683	7	12	0	6	6	6	3	8
51.	5/31	MEMPHIS	L, 9-4	22-29	10th -8.5	M. McGreevy (4-0)	A. Cox (2-1)	-	84°	7:06 PM	2:37	5,049	81,732	4	9	2	8	9	11	2	8
MAY Hitting Results: .269/.366/.436 (238-for-885), 53 2B, 7 3B, 27 HR, 148 R, 120 BB, 58 SB // MAY Pitching Results: 12-14, 5.61 ERA (162 ER in 229.1 IP), 6/12 SV, 247 H, 46 HR, 126 BB, 235 K, 1.63 WHIP, .278 AVG																					
														STORM CHASERS				OPPONENT			
GM #	JUNE	OPPONENT	SCORE	RECORD	STANDINGS, DIV	WIN	LOSS	SAVE	TEMP.	1ST PITCH	TIME	ATT.	HOME ATT.	R	H	E	LO	R	H	E	LO
52.	6/1	MEMPHIS	L, 12-6	22-30	10th -9.0	D. Hudson (2-3)	C. Snider (2-1)	-	70°	7:07 PM	3:12	3,685	85,417	6	9	1	8	12	11	0	9
53.	6/2	MEMPHIS	W, 10-9 (10)	23-30	10th -8.5	J. Dipoto (2-0)	J. Walsh (2-1														



GM #	JUNE	OPPONENT	SCORE	RECORD	STANDINGS, LG	WIN	LOSS	SAVE	TEMP.	1st PITCH	TIME	ATT.	HOME ATT.	STORM CHASERS				OPPONENT			
														R	H	E	LO	R	H	E	LO
73.	6/28	IOWA	L, 9-2	0 - 1, 38 - 35	110th -1.0	K. Kilian (5-1)	B. Hanifree (0-3)	-	83°	12:07 PM	2:33	3,776	131,378	2	5	1	5	9	7	0	8
74.	6/29	IOWA	W, 8-3	1 - 1, 39 - 35	77th -1.0	M. Mayers (3-1)	R. Thompson (2-5)	-	89°	7:09 PM	2:44	5,951	137,329	8	12	0	11	3	3	1	4
75.	6/30	IOWA	L, 6-5	2 - 2, 39 - 36	111th -2.0	M. Rodriguez (2-3)	J. Kowar (2-4)	-	82°	7:08 PM	2:52	6,012	143,341	5	9	0	10	6	8	2	5
JUNE Hitting Results: .281/.380/.450 (226-for-804), 55 2B, 3 3B, 25 HR, 152 R, 125 BB, 45 SB // JUNE Pitching Results: 16-6, 4.35 ERA (104 ER in 215.1 IP), 6/11 SV, 187 H, 26 HR, 127 BB, 219 K, 1.46 WHIP, .232 AVG																					

														STORM CHASERS				OPPONENT				
GM #	JULY	OPPONENT	SCORE	RECORD	STANDINGS, LG	WIN	LOSS	SAVE	TEMP.	1ST PITCH	TIME	ATT.	HOME ATT.	R	H	E	LO	R	H	E	LO	
76.	7/7	IOWA	PPD/Rain (Made up July 2, 6-2 loss)																			
76.	7/2 G1	IOWA	W, 11-1 (7)	2 - 2, 40 - 36	18th -1.5	J. Bowlan (2-0)	C. Clarke (0-3)	-	84°	2:07 PM	2:20	-	143,341	11	16	0	6	1	4	0	8	
77.	7/2 G2	IOWA	L, 6-2 (7)	2 - 3, 40 - 37	13th -3.0	N. Neidert (4-3)	C. Ragans (0-1)	-	87°	5:06 PM	1:46	6,764	150,105	2	6	0	3	6	10	0	3	
78.	7/3	IOWA	L, 7-6	2 - 4, 40 - 38	14th -4.0	B. Brown (4-5)	A. Zerpa (0-1)	M. Rodriguez (10)	88°	7:08 PM	2:41	9,023	159,128	6	5	1	5	7	9	1	5	
79.	7/4	@ Gwinnett	L, 3-2	2 - 5, 40 - 39	15th -4.0	R. Muñoz (2-2)	J. Kowar (2-5)	G. Holmes (5)	88°	7:07 PM	2:14	10,067		1	3	1	0	3	4	0	6	
80.	7/5	@ Gwinnett	L, 8-7 (10)	2 - 6, 40 - 40	15th -4.0	B. Burrows (3-2)	B. Kriske (0-4)	-	83°	7:07 PM	3:08	1,811		7	13	1	9	8	10	0	9	
81.	7/6	@ Gwinnett	L, 9-6	2 - 7, 40 - 41	18th -5.0	N. Margevicius (3-2)	E. Sisk (2-3)	G. Holmes (6)	81°	7:08 PM	2:21	2,761		6	10	1	4	9	6	0	2	
82.	7/7	@ Gwinnett																				
83.	7/8	@ Gwinnett																				
84.	7/9	@ Gwinnett																				
85.	7/14	INDIANAPOLIS																				
86.	7/15	INDIANAPOLIS																				
87.	7/16	INDIANAPOLIS																				
88.	7/18	ST. PAUL																				
89.	7/19	ST. PAUL																				
90.	7/20	ST. PAUL																				
91.	7/21	ST. PAUL																				
92.	7/22	ST. PAUL																				
93.	7/23	ST. PAUL																				
94.	7/25	@ Columbus																				
95.	7/26	@ Columbus																				
96.	7/27	@ Columbus																				
97.	7/28	@ Columbus																				
98.	7/29	@ Columbus																				
99.	7/30	@ Columbus																				
JULY Hitting Results: TBD // JULY Pitching Results: TBD																						

[illegible][illegible]



LF

Tucker Bradley, 39 (20-19)
Dairon Blanco, 11 (6-5)
Samad Taylor, 9 (6-3)
Brewer Hicklen, 8 (2-6)
John Rave, 7 (4-3)
Nick Pratto, 3 (1-2)
Franmil Reyes, 1 (1-0)
Nate Eaton, 1 (0-1)
Tyler Gentry, 1 (0-1)

CF

Dairon Blanco, 26 (13-13)
Drew Waters, 12 (7-5)
Samad Taylor, 11 (2-9)
John Rave, 10 (4-6)
Nate Eaton, 9 (5-4)
Kyle Isbel, 8 (6-2)
Brewer Hicklen, 4 (2-2)

RF

Tyler Gentry, 68 (32-36)
Dairon Blanco, 4 (4-0)
Nate Eaton, 4 (2-2)
CJ Alexander, 4 (1-3)
John Rave, 1 (1-0)

SS

Angelo Castellano, 38 (15-24)
Adeiny Hechavarria, 15 (8-7)
Maikel Garcia, 14 (8-6)
Clay Dungan, 9 (5-4)
Jermaine Palacios, 2 (2-0)
Johan Camargo, 1 (1-0)
Nicky Lopez, 1 (1-0)

2B

Samad Taylor, 40 (21-19)
Clay Dungan, 14 (10-4)
Nick Loftin, 9 (1-8)
Nate Eaton, 7 (3-4)
Angelo Castellano, 5 (2-3)
Johan Camargo, 3 (2-1)
Michael Massey, 2 (1-1)
Nicky Lopez, 1 (0-1)

3B

Nick Loftin, 32 (18-14)
Maikel Garcia, 10 (2-8)
Clay Dungan, 9 (5-4)
Johan Camargo, 8 (5-3)
Jermaine Palacios, 8 (5-3)
Nate Eaton, 7 (2-5)
Angelo Castellano, 4 (3-1)
Samad Taylor, 2 (0-2)
Nicky Lopez, 1 (0-1)

SP

Jonathan Heasley, 13 (7-6)
Drew Parrish, 12 (7-5)
Max Castillo, 11 (3-8)
Austin Cox, 8 (4-4)
Mike Mayers, 8 (3-5)
Anthony Veneziano, 6 (4-2)
Daniel Lynch, 4 (3-1)
Daniel Mengden, 3 (3-0)
Alec Marsh, 3 (2-1)
Ryan Yarbrough, 3 (1-2)
Brad Keller, 2 (1-1)
James McArthur, 2 (1-1)
Angel Zerpa, 2 (0-2)
Jonathan Bowlan, 1 (1-0)
Jackson Kowar, 1 (0-1)
Marcelo Martinez, 1 (0-1)
Cole Ragans, 1 (0-1)

1B

CJ Alexander, 26 (13-13)
Logan Porter, 19 (12-7)
Nick Pratto, 16 (6-10)
Angelo Castellano, 9 (5-4)
Greyson Jenista, 3 (1-2)
Matt Beaty, 2 (2-0)
Johan Camargo, 2 (1-1)
Paxton Wallace, 2 (1-1)
Jermaine Palacios, 2 (0-2)

DH

Brewer Hicklen, 30 (20-10)
CJ Alexander, 10 (6-4)
Dairon Blanco, 7 (4-3)
Tucker Bradley, 7 (4-3)
Tyler Gentry, 5 (2-3)
Logan Porter, 4 (1-3)
Jakson Reetz, 3 (1-2)
Franmil Reyes, 3 (1-2)
Nick Loftin, 3 (0-3)
Johan Camargo, 2 (0-2)
Freddy Fermin, 2 (0-2)
Matt Beaty, 1 (1-0)
Kyle Isbel, 1 (1-0)
Nate Eaton, 1 (0-1)
Michael Massey, 1 (0-1)
Samad Taylor, 1 (0-1)

C

Logan Porter, 39 (18-21)
Jakson Reetz, 23 (12-11)
Freddy Fermin, 12 (6-6)
José Briceño, 7 (4-3)

1	2	3	4	5	6	7	8	9
Samad Taylor, 44 (17-27) Drew Waters, 12 (7-5) Dairon Blanco, 9 (7-2) Brewer Hicklen, 9 (6-3) Nate Eaton, 3 (2-1) John Rave, 3 (1-2) Tucker Bradley, 1 (0-1)	Maikel Garcia, 24 (10-14) Samad Taylor, 16 (11-5) Kyle Isbel, 9 (7-2) Nate Eaton, 9 (3-6) Nick Loftin, 7 (3-4) John Rave, 6 (3-3) Nicky Lopez, 3 (1-2) Michael Massey, 2 (1-1) Clay Dungan, 1 (1-0) CJ Alexander, 1 (0-1) Tucker Bradley, 1 (0-1) Adeiny Hechavarria, 1 (0-1) Logan Porter, 1 (0-1)	Tyler Gentry, 57 (28-29) Logan Porter, 6 (2-4) Nick Loftin, 5 (3-2) Nick Pratto, 4 (3-1) John Rave, 3 (1-2) Samad Taylor, 3 (1-2) Matt Beaty, 1 (1-0) Nate Eaton, 1 (0-1) Michael Massey, 1 (0-1)	Logan Porter, 24 (12-12) Nick Pratto, 14 (5-9) Tyler Gentry, 10 (5-5) Johan Camargo, 6 (2-6) Nate Eaton, 8 (3-5) CJ Alexander, 7 (4-3) Franmil Reyes, 4 (2-2) Nick Loftin, 3 (1-2) Matt Beaty, 1 (1-0) Freddy Fermin, 1 (1-0) Brewer Hicklen, 1 (0-1)	Nick Loftin, 25 (9-16) Logan Porter, 11 (8-3) CJ Alexander, 9 (7-2) Tucker Bradley, 7 (2-5) Nate Eaton, 6 (3-3) Clay Dungan, 4 (3-1) Brewer Hicklen, 4 (3-1) John Rave, 4 (2-2) Johan Camargo, 4 (1-3) Jakson Reetz, 2 (2-0) Dairon Blanco, 1 (0-1) Freddy Fermin, 1 (0-1) Tyler Gentry, 1 (0-1) Greyson Jenista, 1 (0-1) Nick Pratto, 1 (0-1)	Logan Porter, 16 (6-10) CJ Alexander, 15 (6-9) Brewer Hicklen, 10 (6-4) Jakson Reetz, 8 (3-5) Tyler Gentry, 6 (1-5) Dairon Blanco, 4 (2-2) Nick Loftin, 4 (2-2) Jermaine Palacios, 3 (3-0) Adeiny Hechavarria, 3 (2-1) Freddy Fermin, 2 (2-0) Clay Dungan, 2 (1-1) Nate Eaton, 2 (1-1) Matt Beaty, 1 (1-0) Tucker Bradley, 1 (1-0) José Briceño, 1 (1-0) Greyson Jenista, 1 (1-0) John Rave, 1 (1-0) Johan Camargo, 1 (0-1)	Dairon Blanco, 17 (9-8) Jakson Reetz, 11 (6-5) Brewer Hicklen, 10 (4-6) Freddy Fermin, 10 (3-7) Adeiny Hechavarria, 9 (5-4) Jermaine Palacios, 6 (2-4) Clay Dungan, 5 (4-1) CJ Alexander, 5 (3-2) Logan Porter, 4 (2-2) Tucker Bradley, 1 (1-0) Nate Eaton, 1 (1-0) Greyson Jenista, 1 (0-1) Johan Camargo, 1 (0-1)	Clay Dungan, 16 (9-7) Dairon Blanco, 15 (7-8) Tucker Bradley, 12 (6-6) Angelo Castellano, 8 (4-4) Brewer Hicklen, 8 (3-5) José Briceño, 6 (3-3) Jakson Reetz, 5 (2-3) CJ Alexander, 3 (0-3) Jermaine Palacios, 2 (2-0) Adeiny Hechavarria, 2 (1-1) Paxton Wallace, 2 (1-1) Johan Camargo, 1 (1-0) John Rave, 1 (1-0)	Angelo Castellano, 50 (21-29) Tucker Bradley, 23 (14-9) Clay Dungan, 4 (2-2) Dairon Blanco, 2 (2-0) Brewer Hicklen, 1 (1-0) Jermaine Palacios, 1 (0-1)

PLAYER	GS	POSITION										BATTING ORDER								
		C	1B	2B	3B	SS	LF	CF	RF	OF	DH	1ST	2ND	3RD	4TH	5TH	6TH	7TH	8TH	9TH
Tyler Gentry	74					1			68	69	5			57	10	1	6			
Samad Taylor	63			40	2		9	11		20	1	44	16	3						
Logan Porter	63	39	20										1	6	25	11	16	4		
Angelo Castellano	58		9	5	5	39													8	50
Dairon Blanco	48						11	26	4	41	7	9				1	4	17	15	2
Tucker Bradley	46						39			39	7	1	1			7	1	1	12	23
Nick Loftin	44			9	32						3		7	5	3	25	4			
Brewer Hicklen	43						9	4		13	30	9			1	4	10	10	8	1
CJ Alexander	40		26						4	4	10		1		7	9	15	5	3	
Clay Dungan	32			14	9	9							1			4	2	5	16	4
Nate Eaton	30			7	7		1	10	4	15	1	3	9	1	8	6	2	1		
Jakson Reetz	26	23									3					2	8	11	5	
Maikel Garcia	24				10	14							24							
Nick Pratto	18		15				3			3				4	13	1				
John Rave	18						7	10	1	18		3	6	3		4	1		1	
Johan Camargo	15		2	3	7	1					2				8	4	1	1	1	
Adeiny Hechavarria	15					15							1				3	9	2	
Freddy Fermin	14	12									2				1	1	2	10		
Jermaine Palacios	12		2		8	2											3	6	2	1
Drew Waters	12							12		12		12								
Kyle Isbel	9							8		8	1		9							
José Briceño	7	7															1		6	
Franmil Reyes	4					1				1	3				4					
Nicky Lopez	3			1	1	1							3							
Greyson Jenista	3		3													1	1	1		
Matt Beaty	3		2								1			1	1		1			
Michael Massey	3			2									2	1						
Paxton Wallace	2		2																2	

OF LINEUP COMBOS

81 Games

79 Unique Lineup Combinations Used

MOST USED LINEUP (2, 2x)

PLAYER	Pos.
1. Brewer Hicklen	DH
2. John Rave	CF
3. Logan Porter	C
4. Nate Eaton	2B
5. Tucker Bradley	LF
6. Tyler Gentry	RF
7. Adeiny Hechavarria	SS
8. Clay Dungan	3B
9. Angelo Castellano	1B

STORM CHASERS POSITION PRODUCTION

	AVG	AB	H	TB	2B	3B	HR	RBI	BB	SO	OBP	SLG	OPS	SAC	SF	HBP	GIDP
C	.272	290	79	128	19	0	10	39	44	86	.374	.441	.815	0	3	5	8
1B	.250	312	78	152	17	3	17	53	30	87	.316	.487	.803	0	4	2	8
2B	.269	308	83	128	17	2	8	45	45	68	.365	.416	.781	1	6	5	7
3B	.289	301	87	141	21	0	11	58	45	59	.379	.468	.847	1	6	2	12
SS	.238	282	67	104	16	0	7	46	43	67	.337	.369	.706	0	3	1	4
LF	.278	281	78	128	17	3	9	49	43	73	.379	.456	.835	2	5	6	11
CF	.323	313	101	164	25	4	10	43	40	70	.414	.524	.938	2	2	10	14
RF	.238	315	75	127	20	1	10	49	42	86	.339	.403	.742	1	4	8	6
DH	.263	304	80	136	22	2	10	46	38	95	.352	.447	.799	2	2	5	6

STORM CHASERS BATTING ORDER PRODUCTION

	AVG	AB	H	TB	2B	3B	HR	RBI	BB	SO	OBP	SLG	OPS	SAC	SF	HBP	GIDP
1st	.310	335	104	164	23	5	9	52	39	77	.387	.490	.877	1	7	7	9
2nd	.259	317	82	133	25	1	8	52	52	77	.362	.420	.782	1	5	2	10
3rd	.256	309	79	126	19	2	8	58	50	82	.369	.408	.777	1	6	9	8
4th	.251	323	81	144	16	1	15	48	32	85	.319	.446	.765	0	6	3	8
5th	.266	320	85	146	15	2	14	52	27	72	.328	.456	.784	1	3	4	11
6th	.295	302	89	165	26	1	16	44	33	82	.370	.546	.916	0	2	4	6
7th	.228	281	64	110	17	1	9	46	42	81	.338	.391	.729	2	2	6	9
8th	.266	256	68	97	14	0	5	27	58	77	.415	.379	.794	1	2	9	5
9th	.279	276	77	125	20	2	8	51	37	65	.362	.453	.815	2	2	0	10

OUTFIELD ASSIST LOG (20)

#	OUTFIELDER	Pos.	GAME	INNING	BASE	PITCHER	BATTER	RUNNER OUT	PLAY
1.	Tucker Bradley	LF	4/4 vs. Toledo	▲ 6	3rd	Brooks Kriske	Akil Baddoo	Akil Baddoo	Baddoo 3-RBI double, out at 3rd (7-6-5)
2.	Tyler Gentry	RF	4/14 @ Iowa	▼ 5	Home	Andrés Núñez	Matt Mervis	Christopher Morel	Mervis double, Morel out at home (9-4-2)
3.	Dairon Blanco	CF	4/19 vs. Gwinnett	▲ 3	2nd	Jonathan Heasley	Hendrik Clementina	Hendrik Clementina	Clementina RBI single, out at 2nd (8-4)
4.	Samad Taylor	CF	4/26 @ Nashville	▼ 5	2nd	Max Castillo	Andrew Monasterio	Andrew Monasterio	Monasterio single, out at 2nd (8-5-3-5)
5.	Nate Eaton	CF	4/27 @ Nashville	▼ 1	Home	Austin Cox	Keston Hiura	Andrew Monasterio	Hiura single, Monasterio out at home (8-2)
6.	Dairon Blanco	LF	4/28 @ Nashville	▼ 8	2nd	Jackson Kowar	Keston Hiura	Keston Hiura	Hiura 2-RBI single, out at 2nd (7-2-4)
7.	Brewer Hicklen	LF	5/2 vs. Louisville	▲ 5	2nd	Max Castillo	Matt McLain	Matt McLain	McLain 2-RBI single, out at 2nd (7-5-4-3-5)
8.	Dairon Blanco	CF	5/5 vs. Louisville	▲ 4	Home	Mike Mayers	Nick Martini	Will Benson	Martini flies out to CF, Benson out at home (8-2)
9.	Franmil Reyes	RF	5/6 vs. Louisville	▲ 6	2nd	Collin Snider	Matt McLain	Matt McLain	McLain RBI double, out at 2nd (7-6-4-5)
10.	Tyler Gentry	RF	5/11 @ Scranton/WB	▼ 9	Home	Nick Wittgren	Billy McKinney	Michael Hermosillo	McKinney RBI single, Hermosillo out at home (9-5-2)
11.	Drew Waters	CF	5/20 vs. Toledo	▲ 6	3rd	Walter Pennington	Parker Meadows	Jermaine Palacios	Meadows sacrifice fly DP, Palacios out at 3rd (8-6)
12.	Tucker Bradley	LF	5/25 @ St. Paul	▼ 5	2nd	Jackson Kowar	Chris Williams	Chris Williams	Williams RBI single, out at 2nd (7-5-3-4-3)
13.	Dairon Blanco	RF	5/26 @ St. Paul	▼ 3	2nd	Drew Parrish	Andrew Stevenson	Tony Wolters	Stevenson flies into a double play, Wolters out at 2nd (9-6)
14.	Tyler Gentry	RF	5/27 @ St. Paul	▼ 1	3rd	Jonathan Heasley	Jose Miranda	Andrew Stevenson	Miranda flies into a double play, Stevenson out at 3rd (9-1-5)
15.	Tyler Gentry	RF	5/28 @ St. Paul	▼ 3	Home	Max Castillo	Jose Miranda	Alex De Goti	Miranda lines into a double play, De Goti out at 3rd (9-2)
16.	Brewer Hicklen	LF	5/28 @ St. Paul	▼ 7	Home	Jackson Kowar	Jose Miranda	Andrew Stevenson	Miranda RBI single, Stevenson scores, Reetz Error (7-2)
17.	Nate Eaton	RF	6/4 vs. Memphis	▲ 9	2nd	Jonah Dipoto	Juniel Querecuto	Juniel Querecuto	Querecuto RBI single, out at 2nd (9-6)
18.	Brewer Hicklen	CF	6/8 @ Indianapolis	▼ 5	2nd	Drew Parrish	Henry Davis	Henry Davis	Davis single, out at 2nd (8-4)
19.	John Rave	LF	6/20 @ Rochester	▼ 1	2nd	Alec Marsh	Nomar Mazara	Nomar Mazara	Mazara RBI single, out at 2nd (7-2-4)
20.	Nate Eaton	CF	7/2 vs. Iowa [G1]	▲ 2	2nd	Brad Keller	Edwin Rios	Edwin Rios	Rios Single, out at 2nd (8-4)

BY PLAYER

	LF	1
DAIRON BLANCO (4)	CF	2
	RF	1
TYLER GENTRY (4)	RF	4
NATE EATON (3)	CF	2
	RF	1
BREWER HICKLEN (3)	LF	2
	CF	1
TUCKER BRADLEY (2)	LF	2
JOHN RAVE (1)	LF	1
FRANMIL REYES (1)	LF	1
SAMAD TAYLOR (1)	CF	1
DREW WATERS (1)	CF	1



DATE	OPPONENT	RESULT	SP	C	1B	2B	3B	SS	LF	CF	RF	DH
3/31	@ Indianapolis	W, 8-6	Mike Mayers	Freddy Fermin	Nick Pratto	Samad Taylor	Nick Loftin	Maikel Garcia	Tucker Bradley	Dairon Blanco	Tyler Gentry	CJ Alexander
4/1	@ Indianapolis	W, 8-3	Austin Cox	Jonathan Heasley	Nick Pratto	Samad Taylor	Nick Loftin	Maikel Garcia	Tucker Bradley	Dairon Blanco	Tyler Gentry	CJ Alexander
4/4	TOLEDO	L, 9-2	Max Castillo	Freddy Fermin	Nick Pratto	Samad Taylor	Nick Loftin	Maikel Garcia	Tucker Bradley	Dairon Blanco	Tyler Gentry	CJ Alexander
4/5	TOLEDO	L, 7-6	Mike Mayers	Jackson Reetz	Logan Porter	Angelo Castellano	Nick Loftin	Maikel Garcia	Tucker Bradley	Dairon Blanco	Tyler Gentry	Freddy Fermin
4/6	TOLEDO	L, 8-5	Jackson Kowar	Freddy Fermin	CJ Alexander	Samad Taylor	Nick Loftin	Maikel Garcia	Tucker Bradley	Dairon Blanco	Tyler Gentry	Logan Porter
4/7	TOLEDO	W, 9-4	Jonathan Heasley	Freddy Fermin	Logan Porter	Samad Taylor	Angelo Castellano	Maikel Garcia	Tucker Bradley	Dairon Blanco	Tyler Gentry	CJ Alexander
4/8	TOLEDO	W, 13-8	Drew Parrish	Freddy Fermin	Nick Pratto	Samad Taylor	Maikel Garcia	Angelo Castellano	Tucker Bradley	Dairon Blanco	Tyler Gentry	CJ Alexander
4/9	TOLEDO	L, 8-2	Max Castillo	Logan Porter	Nick Pratto	Samad Taylor	Angelo Castellano	Maikel Garcia	Tyler Gentry	Dairon Blanco	CJ Alexander	Jackson Reetz
4/11	@ Iowa	L, 9-6	Mike Mayers	Freddy Fermin	Nick Pratto	Samad Taylor	Nick Loftin	Maikel Garcia	Tucker Bradley	Dairon Blanco	Tyler Gentry	Logan Porter
4/12	@ Iowa	W, 11-2	Austin Cox	Jonathan Heasley	Nick Pratto	Samad Taylor	Nick Loftin	Maikel Garcia	Tucker Bradley	Dairon Blanco	Tyler Gentry	CJ Alexander
4/13	@ Iowa	L, 5-0	Jonathan Heasley	Freddy Fermin	Nick Pratto	Angelo Castellano	Nick Loftin	Maikel Garcia	Samad Taylor	Tyler Gentry	CJ Alexander	Tyler Gentry
4/14	@ Iowa	W, 11-8	Drew Parrish	Freddy Fermin	CJ Alexander	Angelo Castellano	Nick Loftin	Maikel Garcia	Dairon Blanco	Samad Taylor	Tyler Gentry	Logan Porter
4/18	WINNETT	L, 4-1	Mike Mayers	Freddy Fermin	Logan Porter	Nick Loftin	Maikel Garcia	Angelo Castellano	Nick Pratto	Samad Taylor	CJ Alexander	Tyler Gentry
4/19	WINNETT	L, 6-2	Jonathan Heasley	Freddy Fermin	Nick Pratto	Samad Taylor	Nick Loftin	Angelo Castellano	Tucker Bradley	Dairon Blanco	Tyler Gentry	Jackson Reetz
4/20	WINNETT	W, 10-4	Max Castillo	Freddy Fermin	Nick Pratto	Samad Taylor	Nick Loftin	Maikel Garcia	Tucker Bradley	Dairon Blanco	Tyler Gentry	Logan Porter
4/21	WINNETT	L, 7-3	Austin Cox	Jackson Reetz	Nick Pratto	Nick Loftin	Maikel Garcia	Angelo Castellano	Tucker Bradley	Samad Taylor	Tyler Gentry	CJ Alexander
4/22	WINNETT	L, 5-2	Drew Parrish	Logan Porter	CJ Alexander	Samad Taylor	Maikel Garcia	Angelo Castellano	Nick Pratto	Dairon Blanco	Tyler Gentry	Nick Loftin
4/23	WINNETT	W, 5-3	Mike Mayers	Jackson Reetz	Nick Pratto	Nick Loftin	Maikel Garcia	Angelo Castellano	Tucker Bradley	Dairon Blanco	Tyler Gentry	CJ Alexander
4/25	@ Nashville	L, 8-5	Jonathan Heasley	Logan Porter	Nick Pratto	Nick Loftin	Maikel Garcia	Angelo Castellano	Tucker Bradley	Samad Taylor	Tyler Gentry	Dairon Blanco
4/26	@ Nashville	L, 14-1	Max Castillo	Logan Porter	Nick Pratto	Nick Loftin	Maikel Garcia	Angelo Castellano	Brewer Hicklen	Samad Taylor	Tyler Gentry	CJ Alexander
4/27	@ Nashville	W, 2-1	Austin Cox	Jackson Reetz	CJ Alexander	Samad Taylor	Nick Loftin	Maikel Garcia	Nick Pratto	Nate Eaton	Dairon Blanco	Tyler Gentry
4/28	@ Nashville	L, 4-3	Drew Parrish	Logan Porter	CJ Alexander	Samad Taylor	Maikel Garcia	Angelo Castellano	Dairon Blanco	Nate Eaton	Tyler Gentry	Brewer Hicklen
4/29	@ Nashville	L, 6-5 (10)	Mike Mayers	Jackson Reetz	CJ Alexander	Nick Loftin	Logan Porter	Angelo Castellano	Tucker Bradley	Samad Taylor	Nate Eaton	Freddy Fermin
5/1	LOUISVILLE	W, 10-4	Jonathan Heasley	Freddy Fermin	Logan Porter	Samad Taylor	Nick Loftin	Maikel Garcia	Nick Pratto	Nate Eaton	Tyler Gentry	Brewer Hicklen
5/2	LOUISVILLE	L, 10-4	Max Castillo	Jackson Reetz	Logan Porter	Samad Taylor	Nate Eaton	Angelo Castellano	Brewer Hicklen	Dairon Blanco	Tyler Gentry	Nick Loftin
5/3	LOUISVILLE	L, 7-4	Marcelo Martinez	Logan Porter	CJ Alexander	Samad Taylor	Nick Loftin	Angelo Castellano	Tucker Bradley	Nate Eaton	Tyler Gentry	Brewer Hicklen
5/4	LOUISVILLE	L, 12-10	Drew Parrish	Logan Porter	CJ Alexander	Samad Taylor	Nick Loftin	Angelo Castellano	Tucker Bradley	Brewer Hicklen	Tyler Gentry	Frammil Reyes
5/5	LOUISVILLE	L, 4-3	Mike Mayers	Jackson Reetz	Logan Porter	Samad Taylor	Nick Loftin	Angelo Castellano	Brewer Hicklen	Dairon Blanco	Tyler Gentry	Frammil Reyes
5/6	LOUISVILLE	W, 17-9	Daniel Mengden	Jackson Reetz	CJ Alexander	Samad Taylor	Nick Loftin	Angelo Castellano	Frammil Reyes	Dairon Blanco	Tyler Gentry	Tucker Bradley
5/7	LOUISVILLE	L, 4-3	Daniel Lynch	Jackson Reetz	Logan Porter	Samad Taylor	Nick Loftin	Angelo Castellano	Brewer Hicklen	Dairon Blanco	Tyler Gentry	Frammil Reyes
5/9	@ Scranton/WB	L, 14-2	Drew Parrish	Logan Porter	CJ Alexander	Samad Taylor	Nick Loftin	Angelo Castellano	Tucker Bradley	Drew Waters	Tyler Gentry	Brewer Hicklen
5/10	@ Scranton/WB	L, 4-3	Mike Mayers	Jackson Reetz	Logan Porter	Clay Dungan	Nick Loftin	Angelo Castellano	Brewer Hicklen	Dairon Blanco	Tyler Gentry	Samad Taylor
5/11	@ Scranton/WB	W, 5-3 (11)	Jonathan Heasley	Logan Porter	CJ Alexander	Samad Taylor	Nick Loftin	Angelo Castellano	Tucker Bradley	Drew Waters	Tyler Gentry	Brewer Hicklen
5/12	@ Scranton/WB	W, 3-2	Daniel Lynch	Jackson Reetz	CJ Alexander	Samad Taylor	Clay Dungan	Angelo Castellano	Dairon Blanco	Drew Waters	Tyler Gentry	Tucker Bradley
5/13	@ Scranton/WB	L, 8-6	Austin Cox	Logan Porter	CJ Alexander	Samad Taylor	Nick Loftin	Angelo Castellano	Brewer Hicklen	Drew Waters	Tyler Gentry	Dairon Blanco
5/14	@ Scranton/WB	W, 6-3	Drew Parrish	Jackson Reetz	CJ Alexander	Samad Taylor	Nick Loftin	Clay Dungan	Tucker Bradley	Dairon Blanco	Tyler Gentry	Brewer Hicklen
5/16	TOLEDO	W, 13-4	Jonathan Heasley	Daniel Lynch	Nicky Lopez	CJ Alexander	Nicky Lopez	Angelo Castellano	Samad Taylor	Drew Waters	Tyler Gentry	Johan Camargo
5/17	TOLEDO	W, 16-8	Drew Parrish	Jackson Reetz	Logan Porter	Clay Dungan	Nick Loftin	Angelo Castellano	Samad Taylor	Drew Waters	Tyler Gentry	Dairon Blanco
5/18	TOLEDO	W, 9-0	Austin Cox	Logan Porter	CJ Alexander	Samad Taylor	Nick Loftin	Nicky Lopez	Tucker Bradley	Drew Waters	Tyler Gentry	Brewer Hicklen
5/19	TOLEDO	W, 9-1	Daniel Mengden	Logan Porter	CJ Alexander	Clay Dungan	Nick Loftin	Angelo Castellano	Samad Taylor	Drew Waters	Tyler Gentry	Dairon Blanco
5/20	TOLEDO	L, 4-1	Drew Parrish	Jackson Reetz	CJ Alexander	Samad Taylor	Nick Loftin	Angelo Castellano	Tucker Bradley	Drew Waters	Tyler Gentry	Nick Loftin
5/21	TOLEDO	W, 8-4	Jonathan Heasley	Logan Porter	Samad Taylor	Clay Dungan	Nick Loftin	Angelo Castellano	Tucker Bradley	Drew Waters	Tyler Gentry	Brewer Hicklen
5/22	@ St. Paul	W, 6-1	Daniel Lynch	Logan Porter	Greyson Jenista	Clay Dungan	Nick Loftin	Angelo Castellano	Samad Taylor	Drew Waters	Tyler Gentry	Dairon Blanco
5/24	@ St. Paul	L, 6-5	Anthony Veneziano	Jackson Reetz	Logan Porter	Nick Loftin	sa	Angelo Castellano	Dairon Blanco	Drew Waters	Tyler Gentry	Brewer Hicklen
5/25	@ St. Paul	L, 8-6	Austin Cox	Logan Porter	Greyson Jenista	Nick Loftin	Samad Taylor	Angelo Castellano	Tucker Bradley	Dairon Blanco	Tyler Gentry	Brewer Hicklen
5/26	@ St. Paul	W, 6-4	Drew Parrish	Jackson Reetz	Logan Porter	Clay Dungan	Nick Loftin	Angelo Castellano	Samad Taylor	Nate Eaton	Tyler Gentry	Brewer Hicklen
5/27	@ St. Paul	L, 14-1	Jonathan Heasley	Logan Porter	Greyson Jenista	Samad Taylor	Johan Camargo	Angelo Castellano	Samad Taylor	Dairon Blanco	Tyler Gentry	Tucker Bradley
5/28	@ St. Paul	L, 10-6	Max Castillo	Jackson Reetz	CJ Alexander	Johan Camargo	Nick Loftin	Clay Dungan	Brewer Hicklen	Samad Taylor	Tyler Gentry	Nate Eaton
5/30	MEMPHIS	W, 7-6	Anthony Veneziano	Logan Porter	CJ Alexander	Samad Taylor	Nick Loftin	Johan Camargo	Dairon Blanco	Nate Eaton	Tyler Gentry	Brewer Hicklen
5/31	MEMPHIS	L, 9-4	Austin Cox	Logan Porter	Johan Camargo	Samad Taylor	Nate Eaton	Clay Dungan	Tucker Bradley	Dairon Blanco	Tyler Gentry	CJ Alexander
6/1	MEMPHIS	L, 12-6	Jonathan Heasley	Jackson Reetz	CJ Alexander	Nate Eaton	Johan Camargo	Angelo Castellano	Samad Taylor	Brewer Hicklen	Tyler Gentry	Dairon Blanco
6/2	MEMPHIS	W, 10-9 (10)	Drew Parrish	Logan Porter	CJ Alexander	Nate Eaton	Johan Camargo	Clay Dungan	Dairon Blanco	Brewer Hicklen	Tyler Gentry	Logan Porter
6/3	MEMPHIS	L, 4-2	Max Castillo	Jackson Reetz	Logan Porter	Samad Taylor	Nate Eaton	Angelo Castellano	Brewer Hicklen	Dairon Blanco	Tyler Gentry	Johan Camargo
6/4	MEMPHIS	L, 6-5	Anthony Veneziano	Logan Porter	CJ Alexander	Samad Taylor	Johan Camargo	Clay Dungan	Tucker Bradley	Dairon Blanco	Nate Eaton	Tyler Gentry
6/7	@ Indianapolis	W, 4-2	Daniel Mengden	Jackson Reetz	Logan Porter	Johan Camargo	Nate Eaton	Angelo Castellano	Samad Taylor	Dairon Blanco	Tyler Gentry	Brewer Hicklen
6/8	@ Indianapolis	W, 9-7	Jonathan Heasley	Logan Porter	CJ Alexander	Johan Camargo	Nate Eaton	Angelo Castellano	Samad Taylor	Dairon Blanco	Tyler Gentry	Tucker Bradley
6/9	@ Indianapolis	W, 15-7	Drew Parrish	Logan Porter	CJ Alexander	Samad Taylor	Clay Dungan	Angelo Castellano	Tucker Bradley	Brewer Hicklen	Tyler Gentry	Dairon Blanco
6/10	@ Indianapolis	W, 6-2	Max Castillo	Jackson Reetz	Logan Porter	Samad Taylor	Johan Camargo	Angelo Castellano	Brewer Hicklen	Dairon Blanco	Tyler Gentry	CJ Alexander
6/11	LOUISVILLE	W, 9-5	Anthony Veneziano	Jackson Reetz	CJ Alexander	Samad Taylor	Johan Camargo	Clay Dungan	Tucker Bradley	Dairon Blanco	Tyler Gentry	Brewer Hicklen
6/14	COLUMBUS	W, 13-4	Jonathan Heasley	Logan Porter	CJ Alexander	Nate Eaton	Johan Camargo	Angelo Castellano	John Rave	Kyle Isbel	Tyler Gentry	Brewer Hicklen
6/15	COLUMBUS	W, 6-1	Alec Marsh	Logan Porter	Johan Camargo	Samad Taylor	Clay Dungan	Jermaine Palacios	Tucker Bradley	John Rave	Tyler Gentry	Matt Beatty
6/16	COLUMBUS	W, 4-2	Max Castillo	Logan Porter	Matt Beatty	Samad Taylor	Angelo Castellano	Jermaine Palacios	John Rave	Kyle Isbel	Tyler Gentry	Brewer Hicklen
6/17	COLUMBUS	W, 4-1	Anthony Veneziano	Logan Porter	Logan Porter	Clay Dungan	Angelo Castellano	Adeiny Hechavarria	John Rave	Kyle Isbel	Tyler Gentry	Brewer Hicklen
6/18	COLUMBUS	W, 13-4	Drew Parrish	Logan Porter	Matt Beatty	Clay Dungan	Angelo Castellano	Adeiny Hechavarria	Tucker Bradley	John Rave	Tyler Gentry	Brewer Hicklen
6/20	@ Rochester	W, 6-4	James McArthur	Logan Porter	Logan Porter	Nate Eaton	Jermaine Palacios	Angelo Castellano	John Rave	Kyle Isbel	Tyler Gentry	Brewer Hicklen
6/21	@ Rochester	L, 5-4	Alec Marsh	Logan Porter	Angelo Castellano	Nate Eaton	Clay Dungan	Adeiny Hechavarria	John Rave	Kyle Isbel	Tyler Gentry	Brewer Hicklen
6/22	@ Rochester	W, 7-3	Max Castillo	Logan Porter	Logan Porter	Clay Dungan	Jermaine Palacios	Adeiny Hechavarria	Tucker Bradley	Nate Eaton	Tyler Gentry	Brewer Hicklen
6/23	@ Rochester	W, 8-4	Jonathan Bowlan	Logan Porter	Angelo Castellano	Clay Dungan	Jermaine Palacios	Adeiny Hechavarria	Tucker Bradley	Kyle Isbel	Nate Eaton	Brewer Hicklen
6/24	@ Rochester	W, 4-2	Anthony Veneziano	Logan Porter	Angelo Castellano	Clay Dungan	Jermaine Palacios	Adeiny Hechavarria	Tucker Bradley	Kyle Isbel	Tyler Gentry	Brewer Hicklen
6/25	@ Rochester	L, 3-2	Brewer Hicklen	Kyle Isbel	Tyler Gentry	Logan Porter	John Rave	Adeiny Hechavarria	Jermaine Palacios	Jose Briceño	Angelo Castellano	Brewer Hicklen
6/26	@ Rochester	W, 7-3	Logan Porter	Alec Marsh	Paxton Wallace	Clay Dungan	Jermaine Palacios	Adeiny Hechavarria	John Rave	John Rave	Tyler Gentry	Kyle Isbel
6/28	IOWA	L, 9-2	Angel Zerpa	Logan Porter	Angelo Castellano	Nate Eaton	Clay Dungan	Adeiny Hechavarria	Tucker Bradley	John Rave	Tyler Gentry	Brewer Hicklen
6/30	IOWA	W, 8-3	Ryan Yarbrough	Logan Porter	Angelo Castellano	Nate Eaton	Clay Dungan	Adeiny Hechavarria	Tucker Bradley	John Rave	Tyler Gentry	Brewer Hicklen
7/1	IOWA	L, 6-5	Max Castillo	Jackson Reetz	Jermaine Palacios	Michael Massey	Nate Eaton	Angelo Castellano	Tucker Bradley	John Rave	Tyler Gentry	Brewer Hicklen
7/2	IOWA	W, 11-1 (7)	Brad Keller	Logan Porter	Angelo Castellano	Michael Massey	Clay Dungan	Adeiny Hechavarria	Tucker Bradley	Nate Eaton	John Rave	Brewer Hicklen
7/3	IOWA	L, 6-2 (7)	Cole Ragans	Logan Porter	Paxton Wallace	Clay Dungan	Jermaine Palacios	Angelo Castellano	John Rave	Nate Eaton	Tyler Gentry	Tucker Bradley
7/4	IOWA	L, 7-6	Angel Zerpa	Logan Porter	Jermaine Palacios	Nate Eaton	Clay Dungan	Adeiny Hechavarria	Tucker Bradley	John Rave	Tyler Gentry	Michael Massey
7/5	@ Gwinnett	L, 3-1	Ryan Yarbrough	Logan Porter	Angelo Castellano	Clay Dungan	Jermaine Palacios	Adeiny Hechavarria	Tucker Bradley	John Rave	Tyler Gentry	Brewer Hicklen
7/6	@ Gwinnett	L, 8-7 (10)	Brad Keller	Logan Porter	Angelo Castellano	Samad Taylor	Nate Eaton	Adeiny Hechavarria	Tucker Bradley	John Rave	Tyler Gentry	Brewer Hicklen
7/7	@ Gwinnett	L, 9-6	James McArthur	Logan Porter	Angelo Castellano	Samad Taylor	Clay Dungan	Adeiny Hechavarria	Nate Eaton	John Rave	Tyler Gentry	Tucker Bradley
7/8	@ Gwinnett											
7/9	@ Gwinnett											
7/14	INDIANAPOLIS											
7/15	INDIANAPOLIS											
7/16	INDIANAPOLIS											
7/17	INDIANAPOLIS											
7/18	INDIANAPOLIS											
7/19	ST. PAUL											
7/20	ST. PAUL											
7/21	ST. PAUL											
7/22	ST. PAUL											
7/23	ST. PAUL											
7/25	@ Columbus											
7/26	@ Columbus											
7/27	@ Columbus											
7/28	@ Columbus											
7/29	@ Columbus											
7/30	@ Columbus											
8/1	@ Louisville											
8/2	@ Louisville											
8/3	@ Louisville											
8/4	@ Louisville											
8/5	@ Louisville											
8/6	@ Louisville											
8/7	IOWA											
8/9	IOWA											
8/10	IOWA											
8/11	IOWA											
8/12	IOWA											
8/13	IOWA											
8/15	@ Toledo											
8/16	@ Toledo											
8/17	@ Toledo											
8/18	@ Toledo											
8/19	@ Toledo											
8/20	@ Toledo											
8/22	ST. PAUL											
8/23	ST. PAUL											
8/24	ST. PAUL											
8/25	ST. PAUL											
8/26	ST. PAUL											
8/27	ST. PAUL											
8/29	LOUISVILLE											
8/30	LOUISVILLE											
8/31	LOUISVILLE											
9/1	LOUISVILLE											
9/2	LOUISVILLE											
9/3	LOUISVILLE											
9/5	@ Iowa											
9/6	@ Iowa											
9/7	@ Iowa											
9/8	@ Iowa	</										



DATE	OPPONENT	RESULT	1	2	3	4	5	6	7	8	9
3/31	@ Indianapolis	W, 8-6	Samad Taylor	Maikel Garcia	Nick Pratto	Tyler Gentry	CJ Alexander	Nick Loftin	Freddy Fermin	Dairon Blanco	Tucker Bradley
4/1	@ Indianapolis	W, 8-3	Samad Taylor	Maikel Garcia	Nick Pratto	Tyler Gentry	Nick Loftin	CJ Alexander	Freddy Fermin	Dairon Blanco	Angelo Castellano
4/4	TOLEDO	L, 9-2	Samad Taylor	Maikel Garcia	Nick Pratto	Tyler Gentry	Nick Loftin	CJ Alexander	Freddy Fermin	Dairon Blanco	Tucker Bradley
4/5	TOLEDO	L, 7-6	Samad Taylor	Maikel Garcia	Nick Pratto	Tyler Gentry	Nick Loftin	CJ Alexander	Freddy Fermin	Dairon Blanco	Angelo Castellano
4/6	TOLEDO	L, 8-5	Samad Taylor	Maikel Garcia	Nick Pratto	Tyler Gentry	Nick Loftin	CJ Alexander	Freddy Fermin	Dairon Blanco	Tucker Bradley
4/7	TOLEDO	W, 9-4	Samad Taylor	Maikel Garcia	Nick Pratto	Tyler Gentry	Nick Loftin	CJ Alexander	Freddy Fermin	Dairon Blanco	Angelo Castellano
4/8	TOLEDO	W, 13-8	Samad Taylor	Maikel Garcia	Nick Pratto	Tyler Gentry	Nick Loftin	CJ Alexander	Freddy Fermin	Dairon Blanco	Tucker Bradley
4/9	TOLEDO	L, 8-2	Samad Taylor	Maikel Garcia	Nick Pratto	Tyler Gentry	Nick Loftin	CJ Alexander	Freddy Fermin	Dairon Blanco	Angelo Castellano
4/11	@ Iowa	L, 9-6	Samad Taylor	Maikel Garcia	Nick Pratto	Tyler Gentry	Nick Loftin	CJ Alexander	Freddy Fermin	Dairon Blanco	Tucker Bradley
4/12	@ Iowa	W, 10-6	Samad Taylor	Maikel Garcia	Nick Pratto	Tyler Gentry	Nick Loftin	CJ Alexander	Freddy Fermin	Dairon Blanco	Angelo Castellano
4/13	@ Iowa	L, 5-0	Samad Taylor	Maikel Garcia	Nick Pratto	Tyler Gentry	Nick Loftin	CJ Alexander	Freddy Fermin	Dairon Blanco	Tucker Bradley
4/14	@ Iowa	W, 11-8	Samad Taylor	Maikel Garcia	Nick Pratto	Tyler Gentry	Nick Loftin	CJ Alexander	Freddy Fermin	Dairon Blanco	Angelo Castellano
4/18	WINNETT	L, 4-1	Samad Taylor	Maikel Garcia	Nick Pratto	Tyler Gentry	Nick Loftin	CJ Alexander	Freddy Fermin	Dairon Blanco	Angelo Castellano
4/19	WINNETT	L, 6-2	Samad Taylor	Maikel Garcia	Nick Pratto	Tyler Gentry	Nick Loftin	CJ Alexander	Freddy Fermin	Dairon Blanco	Tucker Bradley
4/20	WINNETT	L, 9-3	Samad Taylor	Maikel Garcia	Nick Pratto	Tyler Gentry	Nick Loftin	CJ Alexander	Freddy Fermin	Dairon Blanco	Angelo Castellano
4/21	WINNETT	L, 7-3	Samad Taylor	Maikel Garcia	Nick Pratto	Tyler Gentry	Nick Loftin	CJ Alexander	Freddy Fermin	Dairon Blanco	Tucker Bradley
4/22	WINNETT	L, 5-2	Samad Taylor	Maikel Garcia	Nick Pratto	Tyler Gentry	Nick Loftin	CJ Alexander	Freddy Fermin	Dairon Blanco	Angelo Castellano
4/23	WINNETT	W, 5-3	Dairon Blanco	Maikel Garcia	Nick Pratto	Tyler Gentry	Nick Loftin	CJ Alexander	Freddy Fermin	Dairon Blanco	Angelo Castellano
4/25	@ Nashville	L, 8-3	Samad Taylor	Maikel Garcia	Nick Pratto	Tyler Gentry	Nick Loftin	CJ Alexander	Freddy Fermin	Dairon Blanco	Angelo Castellano
4/26	@ Nashville	L, 5-0	Samad Taylor	Maikel Garcia	Nick Pratto	Tyler Gentry	Nick Loftin	CJ Alexander	Freddy Fermin	Dairon Blanco	Tucker Bradley
4/27	@ Nashville	W, 2-1	Samad Taylor	Maikel Garcia	Nick Pratto	Tyler Gentry	Nick Loftin	CJ Alexander	Freddy Fermin	Dairon Blanco	Angelo Castellano
4/28	@ Nashville	L, 4-3	Samad Taylor	Maikel Garcia	Nick Pratto	Tyler Gentry	Nick Loftin	CJ Alexander	Freddy Fermin	Dairon Blanco	Angelo Castellano
4/29	@ Nashville	L, 6-3 (10)	Samad Taylor	Maikel Garcia	Nick Pratto	Tyler Gentry	Nick Loftin	CJ Alexander	Freddy Fermin	Dairon Blanco	Angelo Castellano
5/1	@ Nashville	W, 10-5	Samad Taylor	Maikel Garcia	Nick Pratto	Tyler Gentry	Nick Loftin	CJ Alexander	Freddy Fermin	Dairon Blanco	Angelo Castellano
5/2	LOUISVILLE	L, 10-4	Samad Taylor	Nate Eaton	Nick Loftin	Tyler Gentry	Nick Loftin	CJ Alexander	Freddy Fermin	Dairon Blanco	Angelo Castellano
5/3	LOUISVILLE	L, 7-4	Samad Taylor	Nate Eaton	Nick Loftin	Tyler Gentry	Nick Loftin	CJ Alexander	Freddy Fermin	Dairon Blanco	Angelo Castellano
5/4	LOUISVILLE	L, 12-10	Samad Taylor	CJ Alexander	Nick Loftin	Tyler Gentry	Nick Loftin	CJ Alexander	Freddy Fermin	Dairon Blanco	Angelo Castellano
5/5	LOUISVILLE	L, 4-3	Samad Taylor	Nick Loftin	Nick Loftin	Tyler Gentry	Nick Loftin	CJ Alexander	Freddy Fermin	Dairon Blanco	Angelo Castellano
5/6	LOUISVILLE	W, 6-2	Samad Taylor	Nick Loftin	Nick Loftin	Tyler Gentry	Nick Loftin	CJ Alexander	Freddy Fermin	Dairon Blanco	Angelo Castellano
5/7	LOUISVILLE	W, 11-9	Samad Taylor	Nick Loftin	Nick Loftin	Tyler Gentry	Nick Loftin	CJ Alexander	Freddy Fermin	Dairon Blanco	Angelo Castellano
5/8	LOUISVILLE	L, 4-3	Samad Taylor	Nick Loftin	Nick Loftin	Tyler Gentry	Nick Loftin	CJ Alexander	Freddy Fermin	Dairon Blanco	Angelo Castellano
5/9	@ Scranton/WB	L, 14-2	Drew Waters	Samad Taylor	Tyler Gentry	Nick Loftin	Nick Loftin	CJ Alexander	Freddy Fermin	Dairon Blanco	Angelo Castellano
5/10	@ Scranton/WB	L, 4-3	Samad Taylor	Nick Loftin	Nick Loftin	Tyler Gentry	Nick Loftin	CJ Alexander	Freddy Fermin	Dairon Blanco	Angelo Castellano
5/11	@ Scranton/WB	W, 4-3 (11)	Drew Waters	Samad Taylor	Tyler Gentry	Nick Loftin	Nick Loftin	CJ Alexander	Freddy Fermin	Dairon Blanco	Angelo Castellano
5/12	@ Scranton/WB	W, 3-2	Drew Waters	Samad Taylor	Tyler Gentry	Nick Loftin	Nick Loftin	CJ Alexander	Freddy Fermin	Dairon Blanco	Angelo Castellano
5/13	@ Scranton/WB	L, 8-6	Drew Waters	Samad Taylor	Tyler Gentry	Nick Loftin	Nick Loftin	CJ Alexander	Freddy Fermin	Dairon Blanco	Angelo Castellano
5/14	@ Scranton/WB	W, 6-3	Samad Taylor	Nick Loftin	Nick Loftin	Tyler Gentry	Nick Loftin	CJ Alexander	Freddy Fermin	Dairon Blanco	Angelo Castellano
5/15	TOLEDO	W, 8-4	Drew Waters	Samad Taylor	Tyler Gentry	Nick Loftin	Nick Loftin	CJ Alexander	Freddy Fermin	Dairon Blanco	Angelo Castellano
5/16	TOLEDO	W, 16-8	Drew Waters	Samad Taylor	Tyler Gentry	Nick Loftin	Nick Loftin	CJ Alexander	Freddy Fermin	Dairon Blanco	Angelo Castellano
5/18	TOLEDO	W, 9-0	Drew Waters	Nicky Lopez	Samad Taylor	Tyler Gentry	Nick Loftin	CJ Alexander	Freddy Fermin	Dairon Blanco	Angelo Castellano
5/19	TOLEDO	W, 9-1	Drew Waters	Nicky Lopez	Samad Taylor	Tyler Gentry	Nick Loftin	CJ Alexander	Freddy Fermin	Dairon Blanco	Angelo Castellano
5/20	TOLEDO	L, 4-1	Drew Waters	Nicky Lopez	Samad Taylor	Tyler Gentry	Nick Loftin	CJ Alexander	Freddy Fermin	Dairon Blanco	Angelo Castellano
5/21	@ St. Paul	W, 8-4	Drew Waters	Samad Taylor	Nick Loftin	Tyler Gentry	Nick Loftin	CJ Alexander	Freddy Fermin	Dairon Blanco	Angelo Castellano
5/22	@ St. Paul	L, 6-5	Drew Waters	Samad Taylor	Nick Loftin	Tyler Gentry	Nick Loftin	CJ Alexander	Freddy Fermin	Dairon Blanco	Angelo Castellano
5/24	@ St. Paul	L, 8-6	Samad Taylor	Nick Loftin	Nick Loftin	Tyler Gentry	Nick Loftin	CJ Alexander	Freddy Fermin	Dairon Blanco	Angelo Castellano
5/25	@ St. Paul	W, 6-4	Samad Taylor	Nate Eaton	Nick Loftin	Tyler Gentry	Nick Loftin	CJ Alexander	Freddy Fermin	Dairon Blanco	Angelo Castellano
5/26	@ St. Paul	W, 14-1	Samad Taylor	Nate Eaton	Nick Loftin	Tyler Gentry	Nick Loftin	CJ Alexander	Freddy Fermin	Dairon Blanco	Angelo Castellano
5/28	@ St. Paul	L, 10-6	Samad Taylor	Nate Eaton	Nick Loftin	Tyler Gentry	Nick Loftin	CJ Alexander	Freddy Fermin	Dairon Blanco	Angelo Castellano
5/30	MEMPHIS	W, 7-6	Samad Taylor	Nate Eaton	Nick Loftin	Tyler Gentry	Nick Loftin	CJ Alexander	Freddy Fermin	Dairon Blanco	Angelo Castellano
5/31	MEMPHIS	L, 9-4	Samad Taylor	Nate Eaton	Nick Loftin	Tyler Gentry	Nick Loftin	CJ Alexander	Freddy Fermin	Dairon Blanco	Angelo Castellano
6/1	MEMPHIS	L, 12-6	Samad Taylor	Nate Eaton	Nick Loftin	Tyler Gentry	Nick Loftin	CJ Alexander	Freddy Fermin	Dairon Blanco	Angelo Castellano
6/2	MEMPHIS	W, 10-9 (10)	Dairon Blanco	Nate Eaton	Nick Loftin	Tyler Gentry	Nick Loftin	CJ Alexander	Freddy Fermin	Dairon Blanco	Angelo Castellano
6/3	MEMPHIS	L, 4-2	Dairon Blanco	Samad Taylor	Tyler Gentry	Nick Loftin	Nick Loftin	CJ Alexander	Freddy Fermin	Dairon Blanco	Angelo Castellano
6/4	MEMPHIS	L, 6-5	Dairon Blanco	Samad Taylor	Tyler Gentry	Nick Loftin	Nick Loftin	CJ Alexander	Freddy Fermin	Dairon Blanco	Angelo Castellano
6/7	@ Indianapolis	W, 4-2	Dairon Blanco	Samad Taylor	Tyler Gentry	Nick Loftin	Nick Loftin	CJ Alexander	Freddy Fermin	Dairon Blanco	Angelo Castellano
6/8	@ Indianapolis	W, 9-7	Dairon Blanco	Samad Taylor	Tyler Gentry	Nick Loftin	Nick Loftin	CJ Alexander	Freddy Fermin	Dairon Blanco	Angelo Castellano
6/8	@ Indianapolis	W, 15-7	Dairon Blanco	Samad Taylor	Tyler Gentry	Nick Loftin	Nick Loftin	CJ Alexander	Freddy Fermin	Dairon Blanco	Angelo Castellano
6/9	@ Indianapolis	W, 6-2	Dairon Blanco	Samad Taylor	Tyler Gentry	Nick Loftin	Nick Loftin	CJ Alexander	Freddy Fermin	Dairon Blanco	Angelo Castellano
6/10	@ Indianapolis	W, 9-3	Dairon Blanco	Samad Taylor	Tyler Gentry	Nick Loftin	Nick Loftin	CJ Alexander	Freddy Fermin	Dairon Blanco	Angelo Castellano
6/13	COLUMBUS	W, 13-4	Samad Taylor	Kyle Isbel	Tyler Gentry	Nick Loftin	Nick Loftin	CJ Alexander	Freddy Fermin	Dairon Blanco	Angelo Castellano
6/14	COLUMBUS	W, 6-1	Samad Taylor	John Rave	Tyler Gentry	Nick Loftin	Nick Loftin	CJ Alexander	Freddy Fermin	Dairon Blanco	Angelo Castellano
6/15	COLUMBUS	W, 4-2	Samad Taylor	Kyle Isbel	Tyler Gentry	Nick Loftin	Nick Loftin	CJ Alexander	Freddy Fermin	Dairon Blanco	Angelo Castellano
6/16	COLUMBUS	W, 4-1	Brewer Hicklen	Kyle Isbel	Tyler Gentry	Nick Loftin	Nick Loftin	CJ Alexander	Freddy Fermin	Dairon Blanco	Angelo Castellano
6/17	COLUMBUS	W, 13-4	Nate Eaton	John Rave	Tyler Gentry	Nick Loftin	Nick Loftin	CJ Alexander	Freddy Fermin	Dairon Blanco	Angelo Castellano
6/18	COLUMBUS	W, 6-4	Nate Eaton	Kyle Isbel	Tyler Gentry	Nick Loftin	Nick Loftin	CJ Alexander	Freddy Fermin	Dairon Blanco	Angelo Castellano
6/20	@ Rochester	L, 5-4	Nate Eaton	Kyle Isbel	Tyler Gentry	Nick Loftin	Nick Loftin	CJ Alexander	Freddy Fermin	Dairon Blanco	Angelo Castellano
6/21	@ Rochester	W, 7-3	Brewer Hicklen	Clay Dungan	Tyler Gentry	Nick Loftin	Nick Loftin	CJ Alexander	Freddy Fermin	Dairon Blanco	Angelo Castellano
6/22	@ Rochester	W, 8-4	Brewer Hicklen	Kyle Isbel	Tyler Gentry	Nick Loftin	Nick Loftin	CJ Alexander	Freddy Fermin	Dairon Blanco	Angelo Castellano
6/23	@ Rochester	W, 4-2	Brewer Hicklen	Kyle Isbel	Tyler Gentry	Nick Loftin	Nick Loftin	CJ Alexander	Freddy Fermin	Dairon Blanco	Angelo Castellano
6/24	@ Rochester	L, 3-2	Brewer Hicklen	Kyle Isbel	Tyler Gentry	Nick Loftin	Nick Loftin	CJ Alexander	Freddy Fermin	Dairon Blanco	Angelo Castellano
6/25	@ Rochester	W, 7-3	John Rave	John Rave	Tyler Gentry	Nick Loftin	Nick Loftin	CJ Alexander	Freddy Fermin	Dairon Blanco	Angelo Castellano
6/28	IOWA	L, 9-2	Brewer Hicklen	John Rave	Tyler Gentry	Nick Loftin	Nick Loftin	CJ Alexander	Freddy Fermin	Dairon Blanco	Angelo Castellano
6/28	IOWA	W, 10-8	Brewer Hicklen	John Rave	Tyler Gentry	Nick Loftin	Nick Loftin	CJ Alexander	Freddy Fermin	Dairon Blanco	Angelo Castellano
6/30	IOWA	L, 6-5	Brewer Hicklen	John Rave	Tyler Gentry	Nick Loftin	Nick Loftin	CJ Alexander	Freddy Fermin	Dairon Blanco	Angelo Castellano
7/2 [61]	IOWA	W, 11-1 (7)	Brewer Hicklen	John Rave	Tyler Gentry	Nick Loftin	Nick Loftin	CJ Alexander	Freddy Fermin	Dairon Blanco	Angelo Castellano
7/2 [62]	IOWA	L, 6-2 (7)	John Rave	John Rave	Tyler Gentry	Nick Loftin	Nick Loftin	CJ Alexander	Freddy Fermin	Dairon Blanco	Angelo Castellano
7/3	IOWA	L, 7-6	John Rave	John Rave	Tyler Gentry	Nick Loftin	Nick Loftin	CJ Alexander	Freddy Fermin	Dairon Blanco	Angelo Castellano
7/4	@ Gwinnett	L, 3-1	Tucker Bradley	Adeiny Hechavarria	John Rave	Brewer Hicklen	Clay Dungan	Tyler Gentry	Adeiny Hechavarria	Brewer Hicklen	Angelo Castellano
7/5	@ Gwinnett	L, 8-7 (10)	Samad Taylor	John Rave	Logan Porter	Nate Eaton	Tucker Bradley	Tyler Gentry	Adeiny Hechavarria	Brewer Hicklen	Angelo Castellano
7/6	@ Gwinnett	L, 9-6	Samad Taylor	John Rave	Logan Porter	Nate Eaton	Tucker Bradley	Tyler Gentry	Adeiny Hechavarria	Clay Dungan	Angelo Castellano
7/7	@ Gwinnett										
7/8	@ Gwinnett										
7/9	@ Gwinnett										
7/14	INDIANAPOLIS										
7/15	INDIANAPOLIS										
7/16	INDIANAPOLIS										
7/18	ST. PAUL										
7/19	ST. PAUL										
7/20	ST. PAUL										
7/21	ST. PAUL										
7/22	ST. PAUL										
7/23	ST. PAUL										
7/25	@ Columbus										
7/26	@ Columbus										
7/27	@ Columbus										
7/28	@ Columbus										
7/29	@ Columbus										
7/30	@ Columbus										
8/1	@ Louisville										
8/2	@ Louisville										
8/3	@ Louisville										
8/4	@ Louisville										
8/5	@ Louisville										
8/6	@ Louisville										
8/8	IOWA										
8/9	IOWA										
8/10	IOWA										
8/11	IOWA										
8/12	IOWA										
8/13	IOWA										
8/15	@ Toledo										
8/16	@ Toledo										
8/17	@ Toledo										
8/18	@ Toledo										
8/19	@ Toledo										
8/20	@ Toledo										
8/22	ST. PAUL										
8/23	ST. PAUL										
8/24	ST. PAUL										
8/25	ST. PAUL										
8/26	ST. PAUL										
8/27	ST. PAUL										
8/29	LOUISVILLE										
8/30	LOUISVILLE										
8/31	LOUISVILLE										
9/1	LOUISVILLE										
9/2	LOUISVILLE										
9/3	LOUISVILLE										
9/5	@ Iowa										
9/6	@ Iowa										
9/7	@ Iowa										
9/8	@ Iowa										
9/9	@ Iowa										
9/10	@ Iowa										
9/12	INDIANAPOLIS										
9/13	INDIANAPOLIS										
9/14	INDIANAPOLIS										
9/15	INDIANAPOLIS										
9/16	INDIANAPOLIS										
9/17	INDIANAPOLIS										
9/19	@ Columbus										
9/20	@ Columbus										
9/21	@ Columbus										
9/22	@ Columbus										
9/23	@ Columbus										
9/24	@ Columbus										



DATE	OPPONENT	RESULT	IP	H	R	ER	BB	SO	2B	3B	HR	TB	AVG	WHIP	WP	BK	HB	GIDP	IBB	TBF	SV	SVO	ERA (SEASON)
3/31	@ Indianapolis	W 8-6	9.0	11	6	6	2	7	4	0	1	18	(.297)	(1.44)	0	1	2	1	0	40	1	1	6.00
4/1	@ Indianapolis	W 12-1	9.0	5	1	1	2	8	4	0	0	1	18	(.185)	(0.78)	0	1	1	0	31	0	0	3.50
4/2	@ Indianapolis	W 8-3	9.0	11	3	3	5	10	1	1	1	17	(.314)	(1.78)	0	0	0	3	0	40	0	0	3.33
4/4	TOLEDO	W 9-2	9.0	12	9	9	4	8	6	0	3	27	(.324)	(1.78)	0	0	0	0	0	41	0	0	4.75
4/5	TOLEDO	L 7-6	9.0	12	7	6	5	10	3	0	1	18	(.316)	(1.89)	1	0	0	2	0	43	0	1	5.20
4/6	TOLEDO	W 8-5	9.0	10	8	8	8	12	3	0	3	22	(.286)	(2.00)	0	0	0	1	0	44	0	0	5.50
4/7	TOLEDO	W 9-4	9.0	9	4	4	4	5	8	0	2	16	(.250)	(1.56)	1	0	1	0	0	42	0	0	5.29
4/8	TOLEDO	W 13-8	9.0	13	8	7	4	8	2	0	0	15	(.317)	(1.89)	0	1	2	1	0	47	0	0	5.50
4/9	TOLEDO	L 8-2	9.0	13	8	6	4	10	2	0	3	24	(.317)	(1.89)	0	1	1	1	0	46	0	0	5.56
4/11	@ Iowa	W 9-6	8.0	7	9	9	7	10	3	0	0	16	(.266)	(1.75)	0	0	1	0	0	39	0	0	5.97
4/12	@ Iowa	W 10-6	9.0	8	6	6	2	10	2	1	2	18	(.235)	(1.11)	0	0	1	1	0	37	0	0	5.97
4/13	@ Iowa	L 14-1	9.0	15	14	12	4	8	7	0	2	28	(.375)	(2.38)	0	0	2	0	0	46	0	0	6.54
4/14	@ Iowa	W 11-8	9.0	11	8	7	4	14	2	0	2	19	(.297)	(1.67)	1	0	2	0	1	45	1	1	6.57
4/18	GWINNETT	L 4-1	9.0	7	4	4	6	9	0	1	0	8	(.207)	(1.33)	0	0	0	0	0	39	0	0	6.39
4/19	GWINNETT	L 6-2	9.0	10	6	6	1	9	3	0	2	19	(.286)	(1.22)	0	0	0	1	0	36	0	0	6.36
4/20	GWINNETT	L 9-3	9.0	10	9	6	5	7	1	1	1	16	(.286)	(1.67)	2	0	0	1	0	41	0	0	6.34
4/21	GWINNETT	L 7-3	9.0	11	7	4	4	8	4	0	1	18	(.297)	(1.67)	4	1	0	2	0	42	0	0	6.20
4/22	GWINNETT	L 5-2	9.0	10	5	4	5	5	1	0	1	14	(.294)	(1.67)	0	0	2	1	0	42	0	0	6.08
4/23	GWINNETT	W 5-3	9.0	8	3	3	7	7	2	0	0	10	(.229)	(1.22)	2	0	0	1	0	39	1	1	5.91
4/25	@ Nashville	L 8-3	8.0	11	8	8	3	5	2	1	2	21	(.333)	(1.75)	0	0	0	0	0	38	0	0	6.05
4/26	@ Nashville	L 5-0	8.0	11	5	5	3	5	3	0	1	17	(.333)	(1.75)	0	0	0	0	0	37	0	0	6.03
4/27	@ Nashville	W 2-1	9.0	6	1	1	5	10	1	0	0	7	(.200)	(1.22)	0	0	1	1	0	36	1	1	5.80
4/28	@ Nashville	L 4-3	8.2	7	4	3	4	7	1	0	0	8	(.233)	(1.27)	0	0	0	3	0	34	0	1	5.68
4/29	@ Nashville	L 6-5 (10)	9.1	13	6	5	7	7	2	0	0	18	(.325)	(2.04)	0	0	1	0	0	48	0	1	6.09
4/30	@ Nashville	W 10-6	9.0	9	6	6	5	9	1	0	1	13	(.257)	(1.56)	3	0	1	0	0	42	0	1	5.66
5/2	LOUISVILLE	L 10-4	9.0	14	10	10	5	8	1	0	1	18	(.368)	(2.11)	3	0	0	0	0	45	0	0	5.83
5/3	LOUISVILLE	L 12-10	9.0	11	7	6	4	10	0	0	3	20	(.306)	(1.67)	0	0	1	1	0	41	0	0	5.84
5/4	LOUISVILLE	L 12-10	9.0	13	12	10	3	12	6	1	6	34	(.333)	(1.89)	0	0	2	1	1	43	0	0	5.83
5/5	LOUISVILLE	W 6-2	9.0	7	2	2	3	8	1	0	1	11	(.219)	(1.11)	0	0	0	0	0	36	1	1	5.85
5/6	LOUISVILLE	W 11-9	9.0	13	9	9	3	9	4	0	2	23	(.342)	(1.78)	0	0	1	0	0	42	1	1	5.95
5/7	LOUISVILLE	L 4-3	9.0	6	4	4	7	10	2	0	1	11	(.188)	(1.44)	1	1	0	0	0	39	0	1	5.89
5/9	@ Scranton/WB	L 14-2	8.0	18	14	13	5	6	4	0	4	34	(.486)	(2.88)	0	0	2	4	0	45	0	0	6.14
5/10	@ Scranton/WB	L 4-3	8.0	4	4	4	8	9	0	1	8	160	(.500)	(1.50)	0	0	1	2	0	41	1	2	5.84
5/11	@ Scranton/WB	W 4-3 (11)	11.0	8	3	3	6	15	3	0	0	11	(.216)	(1.27)	1	0	1	1	2	44	0	1	5.96
5/12	@ Scranton/WB	W 3-2	9.0	4	2	2	5	8	0	0	1	7	(.133)	(1.00)	0	0	0	0	0	35	1	1	5.85
5/13	@ Scranton/WB	L 8-6	8.1	10	8	8	7	7	1	0	2	17	(.333)	(2.04)	1	0	1	2	0	38	0	1	5.92
5/14	@ Scranton/WB	L 7-4	9.0	9	3	3	5	13	1	0	2	16	(.250)	(1.56)	0	0	0	0	0	41	1	2	5.87
5/16	TOLEDO	W 8-2	9.0	12	9	7	3	11	3	0	3	24	(.308)	(1.67)	2	0	0	1	0	42	0	0	5.87
5/17	TOLEDO	W 16-8	9.0	14	8	8	2	14	2	0	3	25	(.341)	(1.78)	1	0	0	0	0	43	0	0	5.92
5/18	TOLEDO	W 9-0	9.0	3	0	0	4	7	1	0	0	4	(.107)	(0.78)	1	0	1	2	0	33	0	0	5.70
5/19	TOLEDO	W 7-4	9.0	6	1	0	4	7	2	0	0	8	(.188)	(1.11)	1	0	0	1	0	36	0	0	5.63
5/20	TOLEDO	W 8-1	9.0	8	4	4	8	10	1	0	6	30	(.282)	(1.67)	1	0	0	0	0	44	0	0	5.64
5/21	TOLEDO	W 8-4	9.0	15	4	4	1	6	6	0	2	27	(.385)	(1.78)	0	0	2	2	0	42	0	0	5.56
5/23	@ St. Paul	W 6-1	9.0	6	1	1	2	7	1	0	0	7	(.182)	(0.89)	0	0	0	0	0	35	0	0	5.45
5/24	@ St. Paul	L 6-5	8.0	9	6	6	6	13	2	1	0	11	(.273)	(1.88)	0	0	0	0	0	39	0	0	5.48
5/25	@ St. Paul	L 8-6	8.0	10	8	8	5	13	3	1	1	18	(.313)	(1.88)	0	0	1	1	0	38	0	0	5.48
5/26	@ St. Paul	L 8-4	9.0	8	4	4	7	7	0	1	12	(.250)	(1.67)	0	0	1	1	0	40	1	1	5.45	
5/27	@ St. Paul	L 14-1	8.0	16	14	11	6	12	2	1	2	26	(.381)	(2.75)	0	0	0	0	0	48	0	0	5.58
5/28	@ St. Paul	L 10-6	8.0	9	10	6	3	7	1	0	2	16	(.290)	(1.50)	0	0	1	0	0	36	0	1	5.60
5/30	MEMPHIS	W 7-6	9.0	6	6	6	9	8	1	0	2	13	(.194)	(1.67)	0	0	0	1	0	41	0	0	5.61
5/31	MEMPHIS	L 9-4	9.0	11	9	7	4	10	1	0	6	30	(.282)	(1.67)	1	0	0	0	0	44	0	0	5.64
6/1	MEMPHIS	L 12-6	9.0	11	12	12	11	8	2	0	3	22	(.297)	(2.44)	0	0	0	1	0	48	0	0	5.76
6/2	MEMPHIS	W 10-9 (10)	10.0	12	9	7	7	10	2	0	1	17	(.300)	(1.90)	0	0	0	3	0	48	0	1	5.77
6/3	MEMPHIS	L 4-2	9.0	6	4	3	1	9	1	0	1	10	(.176)	(0.78)	2	0	0	0	0	35	0	0	5.72
6/4	MEMPHIS	L 6-5	9.0	9	6	6	7	11	2	1	0	13	(.257)	(1.78)	1	0	0	1	0	42	0	1	5.73
6/6	@ Indianapolis	W 9-7	9.0	7	2	2	6	12	0	1	0	9	(.219)	(1.44)	0	0	1	1	0	40	1	1	5.66
6/7	@ Indianapolis	W 9-7	9.0	10	7	7	4	13	3	1	1	18	(.286)	(1.56)	0	0	0	1	0	39	0	0	5.68
6/8	@ Indianapolis	W 15-7	9.0	11	7	7	8	7	3	0	1	17	(.306)	(2.11)	0	0	0	1	0	44	0	0	5.70
6/9	@ Indianapolis	W 6-2	9.0	8	2	2	1	12	1	0	1	12	(.216)	(1.00)	0	0	0	0	0	38	0	0	5.64
6/10	@ Indianapolis	W 9-5	9.0	8	5	5	10	11	1	0	9	24	(.282)	(1.67)	1	0	0	1	0	44	1	1	5.66
6/13	COLUMBUS	W 6-5	9.0	9	5	5	6	10	3	0	1	15	(.250)	(1.67)	1	0	1	0	0	43	1	2	5.62
6/14	COLUMBUS	W 6-1	9.0	4	1	1	6	11	0	0	0	4	(.133)	(1.11)	0	0	1	0	0	38	0	0	5.54
6/15	COLUMBUS	W 4-1	9.0	5	2	1	1	4	0	0	2	11	(.161)	(0.67)	0	0	1	1	0	33	1	1	5.49
6/16	COLUMBUS	W 4-1	8.0	6	1	1	3	6	0	0	0	6	(.194)	(1.00)	0	0	0	3	0	34	0	0	5.42
6/17	COLUMBUS	W 13-4	9.0	11	4	4	4	7	1	0	18	(.297)	(1.67)	1	0	0	1	0	41	0	0	5.41	
6/18	COLUMBUS	W 6-4	9.0	6	4	4	5	9	2	1	0	10	(.194)	(1.22)	2	0	0	0	0	37	1	1	5.37
6/20	@ Rochester	L 5-4	8.0	7	5	5	5	13	1	0	1	11	(.233)	(1.50)	1	1	1	0	0	36	0	1	5.38
6/21	@ Rochester	W 7-3	9.0	7	3	2	2	8	1	0	1	11	(.219)	(1.00)	1	0	0	0	0	36	0	0	5.33
6/22	@ Rochester	W 8-4	9.0	8	4	4	5	7	1	0	3	18	(.229)	(1.44)	1	0	0	0	0	40	0	0	5.31
6/23	@ Rochester	W 4-2	9.0	5	2	1	5	7	1	1	0	8	(.167)	(1.11)	0	0	2	2	0	38	1	1	5.24



DATE	OPPONENT	RESULT	AB	R	H	TB	2B	3B	HR	XBH	RBI	BB	IBB	SO	SB	CS	HBP	SAC	SF	GIDP	LOB	AVG (SEASON)
3/31	@ Indianapolis	W 8-6	40	8	12	16	2	1	0	2	8	9	0	12	3	0	0	0	0	0	14	300
4/1	@ Indianapolis	W 12-1	42	12	16	24	2	1	0	2	12	6	0	10	3	0	0	0	0	2	11	341
4/2	@ Indianapolis	W 8-3	39	8	12	22	1	0	3	4	8	4	0	5	2	0	1	0	0	0	9	331
4/4	TOLEDO	L 9-2	29	2	6	12	1	0	1	3	2	4	0	10	1	0	0	0	0	4	6	307
4/5	TOLEDO	L 7-6	34	6	8	18	1	0	2	4	6	4	0	10	1	0	0	0	0	1	4	293
4/6	TOLEDO	L 8-5	32	6	7	15	0	0	2	3	3	3	0	12	2	1	0	0	0	1	4	282
4/7	TOLEDO	W 9-4	34	9	12	18	3	0	1	4	8	4	0	11	0	0	0	0	1	1	6	292
4/8	TOLEDO	W 13-8	36	13	12	26	2	0	4	6	13	5	0	9	0	0	0	0	0	0	4	297
4/9	TOLEDO	L 8-2	33	2	6	11	2	0	1	3	2	6	0	12	0	0	2	0	0	0	12	285
4/11	@ Iowa	L 9-6	38	6	10	20	4	0	2	6	6	1	0	6	0	0	0	0	0	0	6	283
4/12	@ Iowa	W 10-6	38	10	12	29	5	0	4	9	10	3	0	9	1	1	0	0	0	0	5	286
4/13	@ Iowa	L 14-1	31	1	6	12	3	0	1	4	1	1	0	4	0	0	0	0	0	1	4	279
4/14	@ Iowa	W 11-8	38	11	11	14	3	0	0	3	10	7	0	7	5	1	2	0	1	0	10	280
4/18	GWINNETT	L 4-1	31	1	7	10	3	0	0	2	1	3	0	7	0	0	0	0	0	1	3	277
4/19	GWINNETT	L 6-2	31	2	6	14	2	0	2	4	1	3	0	7	2	0	0	0	0	1	5	272
4/20	GWINNETT	L 9-3	27	3	3	4	1	0	0	1	3	11	0	10	2	0	0	0	2	1	10	264
4/21	GWINNETT	L 7-3	35	3	9	13	1	0	1	2	3	4	0	8	1	0	0	0	0	1	9	264
4/22	GWINNETT	L 5-2	27	3	4	8	3	0	0	2	2	4	0	8	0	1	0	0	0	3	2	259
4/23	GWINNETT	W 6-5	31	5	12	15	3	0	0	2	5	4	0	7	5	1	0	0	0	0	6	265
4/25	@ Nashville	L 8-3	29	3	5	6	1	0	0	1	3	3	0	12	0	0	1	0	0	2	3	261
4/26	@ Nashville	L 5-0	30	0	4	5	1	0	0	1	0	2	0	7	3	0	0	0	0	2	5	255
4/27	@ Nashville	W 2-1	33	2	4	13	2	0	1	3	2	2	0	11	2	1	0	0	0	1	3	255
4/28	@ Nashville	L 4-3	37	3	5	5	0	0	1	5	0	4	0	9	0	0	1	0	0	0	2	251
4/29	@ Nashville	L 6-5 (10)	30	5	8	15	4	0	1	5	4	4	0	6	6	0	0	0	0	4	2	250
4/30	@ Nashville	W 10-6	34	10	11	23	3	0	3	6	10	7	0	9	3	0	1	1	3	1	9	253
5/2	LOUISVILLE	L 10-4	33	4	6	9	1	0	0	2	4	7	0	10	0	1	1	0	0	1	10	250
5/3	LOUISVILLE	L 7-4	34	4	10	13	3	0	0	3	4	2	0	6	0	0	0	0	0	3	5	252
5/4	LOUISVILLE	L 12-10	40	10	11	17	4	0	1	3	8	4	0	6	6	0	0	0	0	11	7	248
5/5	LOUISVILLE	W 6-2	30	6	5	12	1	0	2	3	6	3	0	10	3	0	0	0	0	0	3	250
5/6	LOUISVILLE	W 11-9	31	11	12	16	1	0	1	2	10	6	0	6	2	1	4	1	1	0	8	254
5/7	LOUISVILLE	L 4-3	35	3	8	17	1	1	2	4	3	2	0	10	2	0	0	0	0	0	7	253
5/9	@ Scranton/WB	L 14-2	31	2	3	8	1	0	1	1	2	0	0	5	0	0	0	0	0	0	2	250
5/10	@ Scranton/WB	L 4-3	30	3	5	11	1	0	1	1	3	3	0	8	3	1	0	0	0	1	9	249
5/11	@ Scranton/WB	W 4-3 (11)	36	4	4	8	1	0	1	2	2	7	0	9	3	0	1	0	0	2	6	243
5/12	@ Scranton/WB	W 3-2	32	3	8	10	2	0	0	2	3	2	0	7	1	1	0	0	1	0	5	243
5/13	@ Scranton/WB	L 8-6	37	6	14	21	4	1	3	5	6	1	0	8	2	1	0	0	0	0	6	248
5/14	@ Scranton/WB	W 6-2	33	6	7	20	2	1	3	6	2	6	0	13	2	1	0	0	0	0	6	247
5/16	@ Scranton/WB	L 9-2	36	2	9	10	1	0	0	1	2	8	0	12	2	0	0	0	0	0	15	241
5/17	TOLEDO	W 16-8	41	16	18	34	7	0	3	10	15	5	0	9	3	0	2	0	0	1	8	253
5/18	TOLEDO	W 9-0	36	9	14	20	3	0	1	4	9	4	0	6	0	0	1	0	0	2	9	256
5/19	TOLEDO	W 9-1	32	9	12	18	4	1	0	5	8	8	0	7	5	0	1	0	0	1	9	259
5/20	TOLEDO	W 8-1	29	7	2	7	2	0	0	1	7	6	0	6	2	0	0	0	0	0	8	257
5/21	TOLEDO	W 8-4	35	8	12	28	2	1	4	7	7	6	0	6	2	0	0	0	0	1	9	257
5/23	@ St. Paul	W 6-1	35	6	10	18	5	0	1	6	6	4	0	11	0	0	0	0	1	2	7	258
5/24	@ St. Paul	L 6-5	38	5	11	15	1	0	1	2	5	6	0	12	1	1	0	0	0	1	12	259
5/25	@ St. Paul	L 8-6	36	6	10	16	3	0	1	4	6	7	0	6	6	0	0	0	0	1	12	259
5/26	@ St. Paul	L 6-4	32	6	8	9	1	0	0	1	3	8	0	7	7	1	1	0	0	2	8	259
5/27	@ St. Paul	L 14-1	28	1	6	9	0	0	0	1	1	7	0	8	0	2	1	0	0	4	8	258
5/28	@ St. Paul	L 10-6	34	6	11	12	1	1	0	1	5	3	0	5	2	0	0	0	0	4	4	260
5/30	MEMPHIS	W 7-6	34	7	12	24	4	1	0	2	7	3	1	10	3	0	1	0	0	1	6	261
5/31	MEMPHIS	L 9-4	37	4	9	9	0	0	0	0	3	1	0	10	3	0	1	0	0	1	8	261
6/1	MEMPHIS	L 12-6	34	6	9	20	2	0	3	5	6	6	0	10	1	0	1	0	0	2	8	261
6/2	MEMPHIS	W 10-9 (10)	40	10	13	20	4	0	1	5	9	3	0	8	4	1	0	2	1	0	8	263
6/3	MEMPHIS	L 4-2	31	2	6	7	1	0	0	1	1	6	0	11	0	0	0	0	0	1	8	261
6/4	MEMPHIS	L 6-5	37	5	12	13	1	0	0	1	4	3	0	8	2	0	0	0	0	2	11	263
6/6	@ Indianapolis	W 4-2	32	4	8	13	2	0	0	3	4	2	0	5	5	1	0	1	0	0	5	262
6/7	@ Indianapolis	W 9-7	33	9	10	16	3	0	1	4	9	10	0	7	5	0	1	0	2	2	10	263
6/8	@ Indianapolis	W 15-7	36	15	12	18	3	0	1	4	15	11	0	11	4	0	0	0	3	0	8	264
6/9	@ Indianapolis	W 6-2	39	6	13	19	3	0	1	4	8	0	0	8	2	0	1	0	0	1	7	266
6/10	@ Indianapolis	W 9-5	37	9	12	18	3	0	0	3	8	10	0	10	5	1	0	1	0	0	13	267
6/13	COLUMBUS	W 6-5	29	6	12	14	1	0	2	3	6	4	0	10	2	0	1	0	0	1	4	266
6/14	COLUMBUS	W 6-1	26	6	5	16	2	0	3	5	6	6	0	7	2	0	1	1	1	0	5	265
6/15	COLUMBUS	W 4-2	29	4	6	10	0	1	0	1	4	3	0	8	2	0	1	0	1	0	6	265
6/16	COLUMBUS	W 4-1	30	4	10	18	5	0	0	1	6	4	0	7	0	0	0	0	0	1	5	266
6/17	COLUMBUS	W 13-4	37	13	15	23	2	0	2	4	13	9	0	10	0	0	0	0	0	1	10	268
6/18	COLUMBUS	W 6-4	34	6	13	23	4	0	2	6	6	1	0	7	1	0	2	0	0	1	7	270
6/20	@ Rochester	L 5-4	31	4	7	8	1	0	0	1	4	7	0	10	0	2	0	0	1	1	8	269
6/21	@ Rochester	W 7-3	35	7	10	13	3	0	0	3	7	6	0	8	0	0	0	0	0	2	7	269
6/22	@ Rochester	W 8-4	37	8	11	16	2	0	1	3	7	3	0	12	2	0	1	0	0	1	6	270
6/23	@ Rochester	W 4-2	33	4	7	12	2	0	0	1	3	3	2	0	8	0	0	1	1	0	6	269
6/24	@ Rochester	L 3-2	30	2	5	11	1	1	1	3	2	6	0	11	1	0	0	1	0	1	8	268
6/25	@ Rochester	W 7-3	33	7	5	10	1	0	0	1	6	7	0	10	1	1	0	0	2	1	5	268
6/28	IOWA	L 9-2	30	2	5	6	1	0	0	1	2	3	0	9	1	0	0	0	1	0	1	267
6/29	IOWA	W 8-3	34	8	12	28	5	1	3	9	8	7	0	11	2	1	0	0	0	0	11	268
6/30	IOWA	L 6-5	37	5	9	12	3	0	0	3	3	4	0	12	1	0	1	0	0	1	10	267
7/2 [61]	IOWA	W 11-1 (7)	31	11	16	27	5	0	2	7	11	3	0	7	0	0	1	0	0	2	6	270
7/2 [62]	IOWA	L 6-2 (7)	26	2	6	11	2	0	0	1	3	1</										

HITTING

SERIES	OPPONENT	DATES	AVG	G	AB	R	H	TB	2B	3B	HR	RBI	BB	IBB	SO	SB	CS	OBP	SLG	OPS	PA	SAC	SF	HBP	GIDP
SERIES 1	@ Indianapolis	3/31 - 4/2	.331	3	121	28	40	62	5	1	5	28	19	0	27	10	0	.420	.512	.932	143	0	2	1	0
SERIES 2	TOLEDO	4/4 - 4/9	.258	6	198	37	51	100	9	2	12	34	28	0	61	5	2	.355	.505	.860	231	0	2	3	7
SERIES 3	@ Iowa	4/11 - 4/16	.269	4	145	28	39	75	15	0	7	27	12	0	26	6	2	.335	.517	.852	161	0	1	3	1
SERIES 4	GWINNETT	4/18 - 4/23	.225	6	182	16	41	64	11	0	4	16	29	0	50	11	3	.330	.352	.682	215	0	3	1	7
SERIES 5	@ Nashville	4/25 - 4/30	.212	6	193	23	41	67	11	0	5	21	20	0	52	11	1	.292	.347	.639	220	1	3	3	9
SERIES 6	LOUISVILLE	5/2 - 5/7	.256	6	203	38	52	84	10	2	6	35	24	0	48	13	2	.349	.414	.763	236	1	2	6	4
SERIES 7	@ Scranton/WB	5/9 - 5/14	.211	6	199	24	42	78	11	2	7	20	20	0	50	12	4	.290	.392	.682	224	0	2	3	3
SERIES 8	TOLEDO	5/16 - 5/21	.321	6	209	45	67	112	17	2	8	42	38	0	56	14	1	.433	.536	.969	252	0	1	4	5
SERIES 9	@ St. Paul	5/23 - 5/28	.276	6	203	30	56	79	11	0	4	26	35	0	49	16	4	.391	.389	.780	243	0	1	4	14
SERIES 10	MEMPHIS	5/30 - 6/4	.286	6	213	34	61	93	12	1	6	28	24	0	52	10	3	.365	.437	.802	243	2	1	3	7
SERIES 11	@ Indianapolis	6/6 - 6/11	.311	5	177	43	55	84	14	0	5	42	33	1	39	21	1	.414	.475	.889	221	1	7	3	3
SERIES 12	COLUMBUS	6/13 - 6/18	.303	6	185	39	56	102	14	1	10	39	26	0	49	7	1	.397	.551	.948	220	1	3	5	4
SERIES 13	@ Rochester	6/20 - 6/25	.246	6	199	32	49	70	10	1	3	28	31	0	59	6	3	.349	.352	.701	237	2	3	2	6
SERIES 14	IOWA	6/28 - 7/3	.279	6	190	34	53	93	17	1	7	30	23	1	57	5	2	.364	.489	.853	218	1	1	3	4
SERIES 15	@ Gwinnett	7/4 - 7/9																							
SERIES 16	INDIANAPOLIS	7/14 - 7/16																							
SERIES 17	ST. PAUL	7/18 - 7/23																							
SERIES 18	@ Columbus	7/25 - 7/30																							
SERIES 19	@ Louisville	8/1 - 8/6																							
SERIES 20	IOWA	8/8 - 8/13																							
SERIES 21	@ Toledo	8/15 - 8/20																							
SERIES 22	ST. PAUL	8/22 - 8/27																							
SERIES 23	LOUISVILLE	8/29 - 9/3																							
SERIES 24	@ Iowa	9/5 - 9/10																							
SERIES 25	INDIANAPOLIS	9/12 - 9/17																							
SERIES 26	@ Columbus	9/19 - 9/24																							

PITCHING

SERIES	OPPONENT	DATES	W	L	ERA	G	GS	CG	SHO	GF	HLD	SV	SVO	IP	H	R	ER	HR	HB	BB	IBB	SO	AVG	WP	BK	GIDP
SERIES 1	@ Indianapolis	3/31 - 4/2	3	0	3.33	3	3	0	0	3	0	1	1	27.0	27	10	10	2	3	9	0	25	.273	0	1	9
SERIES 2	TOLEDO	4/4 - 4/9	2	4	6.67	6	6	0	0	6	0	0	1	54.0	69	44	40	11	4	30	0	56	.303	2	1	6
SERIES 3	@ Iowa	4/11 - 4/16	2	2	9.00	4	4	0	0	4	2	1	1	34.0	41	37	34	8	6	17	1	42	.289	1	0	1
SERIES 4	GWINNETT	4/18 - 4/23	1	5	4.50	6	6	0	0	6	3	1	1	54.0	55	34	27	5	2	24	0	39	.268	10	1	6
SERIES 5	@ Nashville	4/25 - 4/30	2	4	4.85	6	6	0	0	6	6	1	4	52.0	57	30	28	5	3	26	0	43	.284	3	0	4
SERIES 6	LOUISVILLE	5/2 - 5/7	2	4	6.83	6	6	0	0	6	3	2	3	54.0	64	44	41	14	2	26	0	53	.298	4	1	2
SERIES 7	@ Scranton/WB	5/9 - 5/14	3	3	5.57	6	6	0	0	6	7	2	5	53.1	53	34	33	10	5	36	2	58	.272	3	0	9
SERIES 8	TOLEDO	5/16 - 5/21	4	2	3.83	6	6	0	1	6	3	0	0	54.0	55	26	23	8	5	22	0	55	.266	5	0	7
SERIES 9	@ St. Paul	5/23 - 5/28	2	4	5.94	6	6	0	0	6	1	1	3	50.0	58	43	33	6	3	29	0	51	.286	0	0	2
SERIES 10	MEMPHIS	5/30 - 6/4	2	4	6.71	6	6	0	0	6	4	1	3	55.0	55	46	41	13	0	39	0	56	.255	4	0	6
SERIES 11	@ Indianapolis	6/6 - 6/11	5	0	4.60	5	5	0	0	5	2	2	2	45.0	44	23	23	3	1	29	0	55	.254	1	0	4
SERIES 12	COLUMBUS	6/13 - 6/18	6	0	2.83	6	6	0	0	6	6	3	4	54.0	41	17	17	5	3	25	0	47	.209	4	0	5
SERIES 13	@ Rochester	6/20 - 6/25	4	2	3.10	6	6	0	0	6	7	1	2	52.1	46	20	18	7	3	26	1	51	.234	4	1	2
SERIES 14	IOWA	6/28 - 7/3	2	4	5.58	6	6	0	0	6	1	0	1	50.0	41	32	31	10	0	31	0	58	.225	1	0	5
SERIES 15	@ Gwinnett	7/4 - 7/9																								
SERIES 16	INDIANAPOLIS	7/14 - 7/16																								
SERIES 17	ST. PAUL	7/18 - 7/23																								
SERIES 18	@ Columbus	7/25 - 7/30																								
SERIES 19	@ Louisville	8/1 - 8/6																								
SERIES 20	IOWA	8/8 - 8/13																								
SERIES 21	@ Toledo	8/15 - 8/20																								
SERIES 22	ST. PAUL	8/22 - 8/27																								
SERIES 23	LOUISVILLE	8/29 - 9/3																								
SERIES 24	@ Iowa	9/5 - 9/10																								
SERIES 25	INDIANAPOLIS	9/12 - 9/17																								
SERIES 26	@ Columbus	9/19 - 9/24																								

 SERIES WINS: 5 (2 at Home, 3 on Road)

 SERIES LOSSES: 7 (5 at Home, 2 on Road)

 SERIES SPLITS: 2 (2 on Road)



STARTING PITCHERS

[illegible]

RELIEVERS

SERIES	OPPONENT	DATES	W	L	ERA	G	HLD	SV	SVO	IP	H	R	ER	2B	3B	HR	TB	BB	IBB	SO	WHIP	AVG	HBP	WP	BK	GDP	K/BB	NP	NS	TBF	IR	IRS
SERIES 1	@ Indianapolis	3/31 - 4/2	3	0	1.13	3	0	1	1	16.0	14	2	2	4	0	0	18	5	0	12	1.19	.255	1	0	1	7	2.40	218	132	61	1	1
SERIES 2	TOLEDO	4/4 - 4/9	1	1	8.16	6	0	0	1	28.2	38	28	26	9	1	7	70	18	0	34	1.95	.314	4	1	1	3	1.89	579	345	143	7	5
SERIES 3	@ Iowa	4/11 - 4/16	2	0	4.15	4	2	1	1	21.2	21	13	10	8	1	1	34	7	1	26	1.29	.244	5	1	0	0	3.71	374	229	99	4	4
SERIES 4	GWINNETT	4/18 - 4/23	0	3	6.00	6	3	1	1	21.0	26	17	14	5	0	3	40	10	0	18	1.71	.299	2	7	1	1	1.80	379	235	102	5	4
SERIES 5	@ Nashville	4/25 - 4/30	1	2	4.29	6	6	1	4	21.0	25	12	10	2	0	1	30	15	0	23	1.90	.298	2	2	0	2	1.53	414	237	103	14	3
SERIES 6	LOUISVILLE	5/2 - 5/7	1	1	5.47	6	3	2	3	26.1	27	19	16	4	0	4	43	17	0	32	1.67	.267	1	4	1	1	1.88	489	293	121	9	5
SERIES 7	@ Scranton/WB	5/9 - 5/14	2	2	5.28	6	7	2	5	29.0	25	18	17	2	0	5	42	21	2	34	1.59	.248	3	3	0	7	1.62	538	318	126	12	3
SERIES 8	TOLEDO	5/16 - 5/21	3	1	2.54	6	3	0	0	28.1	23	11	8	5	0	2	34	10	0	35	1.16	.221	4	3	0	3	3.50	503	303	119	10	3
SERIES 9	@ St. Paul	5/23 - 5/28	0	3	9.00	6	1	1	3	23.0	32	33	23	5	2	6	59	19	0	30	2.22	.317	3	0	0	0	1.58	498	285	124	8	5
SERIES 10	MEMPHIS	5/30 - 6/4	1	2	7.56	6	4	1	3	25.0	22	23	21	3	0	3	34	25	0	27	1.88	.227	0	2	0	3	1.08	528	308	123	18	9
SERIES 11	@ Indianapolis	6/6 - 6/11	2	0	3.86	5	2	2	2	21.0	20	9	9	3	0	0	23	16	0	28	1.71	.250	0	1	0	2	1.75	388	237	98	14	2
SERIES 12	COLUMBUS	6/13 - 6/18	2	0	3.47	6	6	3	4	23.1	18	9	9	4	1	0	24	12	0	31	1.29	.207	1	3	0	0	2.58	385	252	101	9	3
SERIES 13	@ Rochester	6/20 - 6/25	1	2	3.47	6	7	1	2	23.1	17	9	9	4	1	2	29	19	1	26	1.54	.198	2	3	0	0	1.37	429	255	108	5	0
SERIES 14	IOWA	6/28 - 7/3	2	2	5.63	6	1	0	1	24.0	17	16	15	2	0	4	31	19	0	30	1.50	.198	0	1	0	2	1.58	434	247	107	12	2
SERIES 15	@ Gwinnett	7/4 - 7/9																														
SERIES 16	INDIANAPOLIS	7/14 - 7/16																														
SERIES 17	ST. PAUL	7/18 - 7/23																														
SERIES 18	@ Columbus	7/25 - 7/30																														
SERIES 19	@ Louisville	8/1 - 8/6																														
SERIES 20	IOWA	8/8 - 8/13																														
SERIES 21	@ Toledo	8/15 - 8/20																														
SERIES 22	ST. PAUL	8/22 - 8/27																														
SERIES 23	LOUISVILLE	8/29 - 9/3																														
SERIES 24	@ Iowa	9/5 - 9/10																														
SERIES 25	INDIANAPOLIS	9/12 - 9/17																														
SERIES 26	@ Columbus	9/19 - 9/24																														

2023 STORM CHASER QUALITY STARTS (14)

STARTER (# IN 2023)	GAME	DEC	IP	H	R	ER	HR	HB	BB	IBB	SO	AB	WP	BK	GIDP	TBF	NP-S	S%	FPS	FPS%	% K/BF	P/IP	CATCHER	
1.	Jonathan Heasley (1)	4/7 vs. Toledo	W	6.0	6	2	2	1	0	2	0	5	24	0	0	0	26	92 - 61	66.30%	19	73.08%	19.2%	15.33	Fermin
2.	Mike Mayers (1)	4/18 vs. Gwinnett	—	6.0	3	1	1	0	0	2	0	2	19	0	0	0	23	79 - 52	65.82%	13	56.52%	8.7%	13.17	Fermin
3.	Jonathan Heasley (2)	4/19 vs. Gwinnett	L	7.0	7	3	3	1	0	0	0	7	26	0	0	1	26	95 - 60	63.16%	15	57.69%	26.9%	13.57	Porter
4.	Austin Cox (1)	4/27 @ Nashville	W	6.0	4	0	0	0	0	3	0	5	19	0	0	1	22	99 - 60	60.61%	12	54.55%	22.7%	16.50	Reetz
5.	Drew Parrish (1)	4/28@ Nashville	—	6.0	1	0	0	0	0	2	0	5	18	0	0	1	20	90 - 56	62.22%	6	30.00%	25.0%	15.00	Porter
6.	Mike Mayers (2)	5/5 vs. Louisville	W	6.0	4	1	1	1	0	1	0	5	21	0	0	0	22	76 - 53	69.74%	14	63.64%	22.7%	12.67	Reetz
7.	Daniel Lynch (1)	5/23 @ St. Paul	W	6.0	3	0	0	0	0	0	0	5	21	0	0	0	21	61 - 47	77.05%	14	66.67%	23.8%	10.17	Porter
8.	Max Castillo (1)	5/28 @ St. Paul	—	6.0	4	1	1	0	0	0	0	4	21	0	0	0	21	69 - 46	66.67%	12	57.14%	19.0%	11.50	Reetz
9.	Max Castillo (2)	6/9 @ Indianapolis	W	6.0	4	1	1	1	0	1	0	8	24	0	0	0	25	89 - 61	68.54%	16	64.00%	32.0%	14.83	Reetz
10.	Jonathan Heasley (3)	6/13 vs. Columbus	—	6.0	5	2	2	1	0	2	0	4	23	1	0	0	25	93 - 57	61.29%	15	60.00%	16.0%	15.50	Reetz
11.	Max Castillo (3)	6/15 vs. Columbus	W	6.0	4	2	2	2	1	0	0	0	20	0	0	1	21	75 - 51	68.00%	14	66.67%	0.0%	12.50	Porter
12.	Anthony Veneziano (1)	6/16 vs. Columbus	W	6.1	3	0	0	0	0	3	0	2	20	0	0	3	23	87 - 56	64.37%	14	60.87%	8.7%	13.74	Briceño
13.	Max Castillo (4)	6/30 vs. Iowa	—	6.0	3	3	3	2	0	3	0	2	20	0	0	1	23	89 - 52	58.43%	14	60.87%	8.7%	14.83	Briceño
14.	Ryan Yarbrough (1)	7/4 @ Gwinnett	—	6.0	3	0	0	0	0	1	0	6	20	0	0	1	21	81 - 50	61.73%	14	66.67%	28.6%	13.50	Briceño

2023 REHAB ASSIGNMENTS WITH OMAHA

HITTING

PLAYER	DATES	AVG	G	AB	R	H	TB	2B	3B	HR	RBI	BB	IBB	SO	SB	CS	OBP	SLG	OPS	PA	SAC	SF	HBP	SF	HBP
Drew Waters	May 9 - 24	.327	13	52	12	17	33	6	2	2	6	6	0	13	2	0	.397	.635	1.032	58	0	0	0	3	0
Nicky Lopez	May 16 - 20	.300	3	10	1	3	4	1	0	0	1	3	0	1	1	0	.462	.400	.862	13	0	0	0	0	0
Kyle Isbel	June 13 - 25	.290	9	31	7	9	17	2	0	2	6	6	0	6	0	0	.405	.548	.953	37	0	0	0	2	0
Michael Massey	June 30 - July 3	.182	3	11	2	2	3	1	0	0	0	1	0	3	0	0	.250	.273	.523	12	0	0	0	0	0

PITCHING

PLAYER	DATES	W	L	ERA	G	GS	CG	SHO	GF	HLD	SV	SVO	IP	H	R	ER	HR	HB	BB	IBB	SO	AVG	WP	BK	GIDP	TBF
Daniel Lynch	May 7 - 23	2	0	3.50	4	4	0	0	0	0	0	0	18.0	19	7	7	3	0	3	0	18	.264	1	0	0	75
Amir Garrett	June 22 - 28	0	0	10.13	3	0	0	0	0	1	0	0	2.2	3	3	3	1	0	5	0	2	.273	1	0	0	16
Ryan Yarbrough	June 24 - July 4	0	0	1.23	3	3	0	0	0	0	0	0	14.2	9	2	2	1	0	2	0	18	.176	0	0	1	53
Brad Keller	June 28 - July 5	0	1	6.23	3	2	0	0	0	0	0	0	4.1	3	3	3	0	0	9	0	3	.214	1	0	1	24