



GAME NOTES

NORTHWEST ARKANSAS NATURALS

3000 GENE GEORGE BLVD • SPRINGDALE, AR 72762 • PH: 479.927.4900 • FAX: 479.756.8088

WWW.NWANATURALS.COM /NATURALS NWANATURALS @NWANATURALS

NORTHWEST ARKANSAS NATURALS (23-24) VS. CORPUS CHRISTI HOOKS (20-28)



LHP Anthony Veneziano (1-4, 8.44 ERA) vs. LHP Julio Robaina (0-2, 10.67 ERA)

Friday, June 3rd, 2022 • 7:05 PM • Arvest Ballpark • Springdale, Arkansas

Game 48 of 137 • Home Game 21 of 68 • Home Record: 8-12 • Night Game Record: 17-20 • South Division Record: 12-9

Streak: W1 • Last 5: 2-3 • Last 10: 6-4 • Road Record: 15-12 • Day Game Record: 6-4 • North Division Record: 11-15

Listen: www.milb.com/northwest-arkansas/fans/audio-listen-live • Watch: MiLB.tv



UPCOMING GAMES & PITCHING PROBABLES

Saturday, June 4, 2022

CORPUS CHRISTI

6:05 p.m. CT

LHP Ángel Zerpa (1-4, 4.71 ERA) vs. RHP Misael Tamarez (1-2, 4.15 ERA)

Sunday, June 5, 2022

CORPUS CHRISTI

2:05 p.m. CT

RHP Alec Marsh (1-2, 5.72 ERA) vs. TBD

Tuesday, June 7, 2022

@Tulsa

7:05 p.m. CT

RHP Noah Murdock (Double-A Debut) @TBD

BY THE NUMBERS

(UNDERLINE INDICATES MILB LEADER) (BOLD INDICATES DOUBLE-A LEADER) (ITALICS INDICATES DOUBLE-A WORST)

.274 (3rd) < AVG	.251 (8th) < ERA
296 (2nd) < R	1.51 (6th) < WHIP
450 (3rd) < H	.254 (6th) < AVG
51 (8th) HR > 52 (7th)	416.1 (6th) < IP
202 (7th) BB > 268 (1st)	404 (6th) < H
424 (6th) < K	255 (14th) < R
67 (3rd) < SB	52 (4th) < HR
.355 (5th) OBP > .367 (1st)	225 (8th) < BB
.436 (5th) < SLG	.415 (8th) < K
.791 (5th) < OPS	.782 (7th) < SHO

SERIES HISTORY

NWA ALL-TIME vs. Hooks	69-84 (.451)
NWA ALL-TIME in Springdale	38-42 (.475)
NWA ALL-TIME in Corpus Christi	31-42 (.425)

2022 vs. Hooks 1-2 (.333)

2022 in Springdale 1-2 (.333)

2022 in Corpus Christi.....

DATE	H/R	SCORE	WIN	LOSS	SAVE
5/31/22	H	L, 8-7	D. West	Y. Del Rosario	M. Ruppenthal
6/1/22	H	L, 6-2	J. Endersby	D. Parrish	-
6/2/22	H	W, 8-2	D. Biasi	J. Melendez	-
6/3/22	H				
6/4/22	H				
6/5/22	H				
7/12/22	R				
7/13/22	R				
7/14/22	R				
7/15/22	R				
7/16/22	R				
7/17/22	R				



EST. 1888

NATURALS PR DEPARTMENT • NATURALSPR@GMAIL.COM

Dustin Dethlefs – Director, Marketing & PR – dustin@nwanaturals.com
 Nicholas Badders – Broadcaster/Media Relations/Baseball Ops – nicholas@nwanaturals.com
 Adam Annaratore – Creative Services Coordinator – adam@nwanaturals.com
 Kelsey Chanler – Marketing and Creative Services Assistant – kelsey@nwanaturals.com

YESTERDAY'S GAME

	1	2	3	4	5	6	7	8	9	R	H	E	LO
Corpus Christi	0	0	0	0	0	0	2	0	0	2	2	1	9
NW Arkansas	1	0	1	0	3	0	3	0	x	8	9	0	6

Win: Dante Biasi (4-0)

Loss: Jaime Melendez (0-5)

Save: None

SPRINGDALE, AR – Left-hander **Dante Biasi** compiled his best outing of 2022, throwing five innings of one-hit and scoreless baseball, as the Northwest Arkansas Naturals snapped a three-game losing streak with an 8-2 win over the Corpus Christi Hooks.

- Biasi struck out four in his fourth start of the year, throwing exactly 80 pitches in his longest outing in his career. He received continuous run support, handing the ball off to the bullpen with a 5-0 lead.
- For the second straight game, **Robbie Glendinning** played a big role in the run production. He put the Naturals on the board in the first inning with a single, capping a span of three hits in the opening frame. In the third, he bounced into a double play with the bases loaded that brought home a run then singled in **Michael Massey** with in the fifth as part of a three-run inning.
- **Parker Bates** led off the fifth with a walk, then **Maikel Garcia** did the same two batters later. Massey singled in Bates, then after Glendinning's single, **Seuly Matias** and **Brhet Bewley** both walked, with Bewley's scoring Massey from third base.
- After working out of a jam in the sixth, **Will Klein** was tagged for two runs in the seventh inning, inherited by **Walter Pennington**. Pennington threw a 1-2-3 eighth inning, then **Stephen Woods Jr.** pitched a scoreless ninth to finish off the game.
- After Corpus Christi scored two runs in the seventh, Northwest Arkansas added three more in the bottom half, taking advantage of a Hooks error, then extending the lead to six runs on a two-run double from **Gavin Stupienski**.
- Massey offered a 3-for-4 day, while Glendinning collected two hits and each **Tucker Bradley**, Garcia and Massey scored twice.

NATURALS HITTING LEADERS

GAMES	Garcia & Massey (45)
AT-BATS	Michael Massey (186)
RUNS	Maikel Garcia (38)
HITS	T* Michael Massey (63)
TOTAL BASES	Michael Massey (101)
DOUBLES	Michael Massey (14)
TRIPLES	Tucker Bradley (3)
HOME RUNS	Matias & Massey (8)
RUNS BATTED IN	T^ Michael Massey (46)
WALKS	Maikel Garcia (31)
STRIKEOUTS	Robbie Glendinning (58)
STOLEN BASES	Maikel Garcia (16)
BATTING AVERAGE	Michael Massey (.339)
ON-BASE %	Logan Porter (.456)
SLUGGING %	Michael Massey (.543)
OPS	Logan Porter (.956)

NATURALS PITCHING LEADERS

WINS	Three Tied (4)
LOSSES	Veneziano & Zerpa (4)
ERA	Drew Parrish (2.13)
GAMES	Zach Willeman (16)
STARTS	* Drew Parrish (10)
COMPLETE GAMES	
GAMES FINISHED	Zach Willeman (12)
SAVES	Andres Sotillet (2)
INNINGS	* Drew Parrish (55.0)
HITS	Ángel Zerpa (46)
RUNS	Anthony Veneziano (30)
EARNED RUNS	Anthony Veneziano (30)
HOME RUNS	Anthony Veneziano (9)
HIT BATTERS	Drew Parrish (5)
WALKS	Anthony Veneziano (25)
STRIKEOUTS	* Alec Marsh (67)

* INDICATES LEAGUE LEADER // ^ INDICATES DOUBLE-A LEADER

THIS DAY IN NATURALS HISTORY

The Naturals are 3-8 all-time when playing on June 3

On June 3, 2017, the Northwest Arkansas Naturals beat the Midland RockHounds, 9-5 at Security Bank Ballpark. The Naturals rallied for five runs over the final three innings of the game, first tying the game on a **Jack López** single, then taking the lead in the eighth when **Humberto Arteaga** scored on a wild pitch. López, **Corey Toups** and **Alfredo Escalera** each produced three-hit games in the winning effort, while **Luis Villegas** drove in three runs on a bases-loaded double in the second inning. Starting pitcher **Corey Ray** did not strike out a batter across 6.0 innings, while **Sam Selman** earned his fifth save with 1.2 scoreless innings.

HOME/AWAY

Home Games	8-11
Away Games	15-12

TIME OF DAY

Night Games	17-20
Day Games	6-4

MONTH

April	9-11
May	13-12
June	1-1
July	
August	
September	

OPPONENT

vs. Amarillo	3-3
vs. Arkansas	2-4
vs. Corpus Christi	1-2
vs. Frisco	4-2
vs. Midland	4-2
vs. San Antonio	
vs. Springfield	5-4
vs. Tulsa	
vs. Wichita	4-7

DAY OF THE WEEK

on Monday	
on Tuesday	3-5
on Wednesday	5-3
on Thursday	2-6
on Friday	5-3
on Saturday	4-4
on Sunday	4-3

THIS HOMESTAND

Record	1-2
Team Batting Average	(.286)
Home Runs	1
Runs/Runs Per Game	17/5.67
Team ERA	5.00
Strikeouts	31
Saves/Opportunities	0/0

THIS WEEK IN NATURALS BASEBALL

MONDAY	TUESDAY	WEDNESDAY	THURSDAY	FRIDAY	SATURDAY	SUNDAY
5/30 OFF	5/31 vs. Corpus Christi L, 8-7	6/1 vs. Corpus Christi L, 6-2	6/2 vs. Corpus Christi W, 8-2	6/3 vs. Corpus Christi 7:05 p.m.	6/4 vs. Corpus Christi 6:05 p.m.	6/5 vs. Corpus Christi 2:05 p.m.



FOLLOW THE LEADER

Manager Chris Widger enters his first season at the helm of the Naturals, after previous stops in *Advanced Rookie* Burlington (2019) and *High-A* Quad Cities (2021) managing Royals affiliates.

- 17 of the Naturals' 27 active players played for Widger with the Quad Cities River Bandits last season.
- Nine of the Naturals' 27 active players played under Widger with the Burlington Royals, then in Quad Cities and now in Northwest Arkansas: **Dante Biasi, Jonah Dipoto, Maikel Garcia, Michael Massey, Jake Means, Noah Murdock, Zack Phillips, Logan Porter** and **Ángel Zepa**.

GOING OUT ON A HIGH NOTE!

Prior to today's game, left-hander Drew Parrish was named the Texas League's May Player of the Month, then subsequently promoted to Triple-A Omaha.

- In the month of May, Parrish started five games and went 3-1 with a 0.59 ERA (2 ER in 30.2 IP). He only allowed 15 hits and four walks, while striking out 29 opposing hitters. Among qualified Texas League pitchers last month, he pitched the most innings and had the lowest ERA and WHIP (0.62), while holding opponents to a .144 average.
- Parrish has made a league-best 10 starts before being called up, with a 4-3 record and 2.13 ERA (13 ER in 55.0 IP). He currently leads the Texas League in WHIP (0.82) and opponents' batting average (.160), as well as innings pitched, while ranking second in ERA and tied eighth in strikeouts (48).

EXTREME ENDS OF THE SPECTRUM

When looking at the Naturals' numbers one game to the next, it appears rather black and white with what leads to a win or loss.

- When scoring six runs or more, the Naturals are 21-4, while when scoring five runs or less, just 2-20.
- The Naturals are 17-5 when recording 10 hits or more, but when they get nine hits or less, are just 6-19.
- The Naturals are 22-8 when out-hitting their opponent or hits are tied, but 1-16 when out-hit by their opponent.
- When the Naturals score first, they are 17-8, whereas 6-16 when the opponent scores first.

ONE RUN GOES A LONG WAY

The Naturals are 2-11 in one-run games this season, meaning 11 of their 24 losses this season have been decided by just one run.

- Six of the Naturals' last nine losses have been by just a run, as well as seven of 12 losses in the month of May.
- The Naturals have had the winning run at the plate in five losses this season (all one-run losses) and had the tying run at the plate or on base in 12 losses this season (including nine of their one-run losses).

TUCKER BRADLEY: PROFESSIONAL HITTER

Tucker Bradley has acted as a second leadoff hitter for much of 2022 for Northwest Arkansas, batting 9th in the order for the first 34 games he's started of the 35 played, but that the bottom of the order is a spot he has thrived in.

- Bradley ranks among the top hitters in the Royals organization, with the third-highest batting average (.305) among qualified hitters in the system, also ranking third in slugging (.511) and fourth in OPS (.888), while fifth in on-base percentage (.377) ... he also ranks tied second in triples (3), tied eighth in hits (40) and total bases (67) and tied 10th in extra-base hits (14).
- Two of Tucker's five home runs this year have been grand slams, the first two of his pro career. He extended the Naturals' lead in the fifth inning on April 23 in Frisco with his first grand slam, then broke a scoreless tie to give the Naturals the lead in the fifth inning on May 13 vs. Wichita.

Yo, You WANNA SEE SOME REAL SPEED?

Through 47 games, the Naturals have stolen *67 bases in 79 attempts* (average 1.43 steals/game, 84.41% success rate) and *pulled off a double steal 10 times*.

- 67 steals ranks third in the Texas League, fifth in Double-A and tied 24th in the Minors.
- Maikel Garcia's** 16 steals (in 18 attempts) ranks third in the Texas League and tied seventh in all of Double-A, while **Nate Eaton's** 12 steals (in 13 attempts) ranks tied eighth in the Texas League.

HE DID THE MONSTER (MICHAEL) MASHEY

Since the calendar flipped to May, second baseman **Michael Massey** has been one of the top hitters in the Texas League, as he hit at a .381 (37-for-97) average last month with a 1.016 OPS across 24 games, while recording a league-best 37 hits and ranking second with 29 runs batted in.

- On Sunday, Massey snapped a season-high seven-game hitting streak, with two or more hits in the first five games against Midland, but was named the league's Player of the Week for the second time this year.
- Michael has reached base in 37 of 45 games he's played this year, with already 18 multi-hit games, including seven in his last nine games.
- The second baseman is not just tied for the RBI lead in the Texas League, but all of Double-A too with 46 runs batted in, raking tied fourth in MiLB, while second in hits across the minors (63) ... among all Double-A hitters, Massey ranks second in hits and seventh in batting average (.339) ... he leads the Texas League lead in hits, ranks fifth in batting average, sixth in total bases (101), tied seventh in doubles (14) and tied ninth in extra-base hits (22).
- He is scattered all across the Royals' organizational leaders, ranking first in batting average and hits, tied first in doubles, second in runs batted in, extra-base hits, total bases, slugging percentage (.543), third in OPS (.929), tied third in home runs, third in on-base percentage (.386) and fourth in runs scored (32).
- Massey's turnaround at the plate truly began April 22, when he entered the day hitting just .213 and proceeded to homer in three consecutive games, April 22 to 24 in Frisco ... he went from having no home runs through the first 11 games of the season, to having eight in his last 33, leading the Naturals in homers.

GAR-SEE YA ON BASE

Shortstop **Maikel Garcia** has reached base in 41 of the 45 games he has played in this season, reaching base twice on 29 occasions, 15 multi-hit games.

- In 215 plate appearances, the Venezuelan has reached base 86 times (55 hits + 31 walks), for a .402 on-base percentage.
- Garcia has walked 31 times and struck out 36 times, a 0.86 K/BB rate.
- The shortstop places among the Texas League leaders in several categories, ranking third in steals (16), tied fifth in walks (31), seventh in hits (55) and tied eighth in runs scored (38) ... he ranks among the Double-A leader in steals (tied seventh) and runs scored (tied ninth).
- His 14-game hitting streak between April 27 and May 12 is the longest on the Naturals this year and tied for the 15th-longest in club history ... it is also tied for the second-longest in the Texas League this season ... in those 14 games, he hit .397 (23-for-58) with six doubles and a .970 OPS.

PUSHIN (P)ORTER

Catcher **Logan Porter** has quietly flown under the radar as one of the top hitters in the Royals system so far in 2022.

- Among qualified Royals minor league hitters, Porter has the highest on-base percentage (.456), and ranks second in batting average (.327) and OPS (.956) and fourth in slugging percentage (.500).
- Porter has reached base in 27 of 30 games he's played this season, with hits in 21 of 30 and 12 multi-hit games, including nine in May.
- In the month of May, Porter hit .343 (24-for-70) with a team-best 1.017 OPS and he had drove in 13 runs with 11 walks.

NUMERICAL QUICK ROSTER

#	PLAYER	POS	B/T
2	Bates, Parker	OF	L/R
3	Rivero, Sebastian	C	R/R
4	Grotjohn, Ryan	INF/OF	L/R
7	Bewley, Brhet	INF/OF	R/R
8	Garcia, Maikel	INF	R/R
9	Means, Jake	INF	R/R
11	Porter, Logan	C	R/R
12	Bradley, Tucker	OF	L/L
13	Loftin, Nick	INF/OF	R/R
14	Capps, Holden	LHP	R/L
15	Marsh, Alec	RHP	R/R
16	Glendinning, Robbie	INF	R/R
17	Phillips, Zack	LHP	L/L
21	Lacy, Asa (7-IL)	LHP	L/L
22	Woods Jr., Stephen	RHP	R/R
25	Matias, Seuly	OF	R/R
26	Massey, Michael	INF	L/R
27	Pennington, Walter	LHP	L/L
29	Murdock, Noah	RHP	R/R
32	Veneziano, Anthony	LHP	L/L
33	Klein, Will	RHP	R/R
34	Cosby, Christian	RHP	R/R
35	Webb, Nathan (7-IL)	RHP	R/R
38	Biasi, Dante	LHP	L/L
41	Haake, Zach (7-IL)	RHP	R/R
44	Stupienski, Gavin	INF/C	L/R
45	Del Rosario, Yefri	RHP	R/R
51	Chamberlain, Christian	LHP	L/L
53	Zepa, Ángel	LHP	L/L
55	Dipoto, Jonah	RHP	R/R
	Cropley, Tyler (7-IL)	C	R/R

ALPHABETICAL QUICK ROSTER

#	PLAYER	POS	B/T
2	Bates, Parker	OF	L/R
7	Bewley, Brhet	INF/OF	R/R
38	Biasi, Dante	LHP	L/L
12	Bradley, Tucker	OF	L/L
14	Capps, Holden	LHP	R/L
51	Chamberlain, Christian	LHP	L/L
34	Cosby, Christian	RHP	R/R
	Cropley, Tyler (7-IL)	C	R/R
45	Del Rosario, Yefri	RHP	R/R
55	Dipoto, Jonah	RHP	R/R
8	Garcia, Maikel	INF	R/R
16	Glendinning, Robbie	INF	R/R
4	Grotjohn, Ryan	INF/OF	L/R
41	Haake, Zach (7-IL)	RHP	R/R
33	Klein, Will	RHP	R/R
21	Lacy, Asa (7-IL)	LHP	L/L
13	Loftin, Nick	INF/OF	R/R
15	Marsh, Alec	RHP	R/R
26	Massey, Michael	INF	L/R
25	Matias, Seuly	OF	R/R
9	Means, Jake	INF	R/R
29	Murdock, Noah	RHP	R/R
27	Pennington, Walter	LHP	L/L
17	Phillips, Zack	LHP	L/L
11	Porter, Logan	C	R/R
3	Rivero, Sebastian	C	R/R
44	Stupienski, Gavin	INF/C	L/R
32	Veneziano, Anthony	LHP	L/L
35	Webb, Nathan (7-IL)	RHP	R/R
22	Woods Jr., Stephen	RHP	R/R
53	Zepa, Ángel	LHP	L/L

BATTING

LEFTIES	5
RIGHTIES	9
SWITCH	0

PITCHING

LEFTIES	8
RIGHTIES	9

PRO-NUN-SEE-AY-SHUNS

TYLER CROPLEY (crop-lee)

25 SEULY MATIAS (soo-lee mah-TEE-as)

41 ZACH HAAKE (hockey)

BENCH COACH 23: MIKE JIRSCHLE (jursh-LEE)

4 RYAN GROTJOHN (GROET-john)

21 ASA LACY (AY-suh)

45 YEFRI DEL ROSARIO (Jeffry)

7 BRHET BEWLEY (Brett Bew-lee)

32 ANTHONY VENEZIANO (va-nee-z-ee-ah-no)

53 ÁNGEL ZERPA (AHN-hel SAIR-pah)

8 MAIKEL GARCIA (my-KELL gar-SEE-uh)

38 DANTE BIASI (bee-AH-zee)

55 JONAH DIPOTO (dih-POH-to)



NATURALS HARDWARE SHELF

Players of the Month

TBD

Pitchers of the Month (1)

- ☛ **May: LHP Drew Parrish** ... started five games and went 3-1 with a 0.59 ERA (2 ER in 30.2 IP) ... only allowed 15 hits and four walks, while striking out 29 opposing hitters ... among qualified Texas League pitchers, threw the most innings and had the lowest ERA and WHIP (0.62), while holding opponents to a .144 average.

Players of the Week (2)

- ☛ **April 25 to May 1: 2B Michael Massey** ... hit .417 (10-for-28) across six games with a league-best 19 total bases and nine runs batted in, while tied for the Texas League lead with 10 hits. His 1.221 OPS ranked third among players with at least 20 at-bats, while his .417 average tied for second among that same group.
- ☛ **May 23 to May 29: 2B Michael Massey** ... hit a league-best .481 (13-for-27) across six games in Midland, while tied for the league lead with 19 total bases. He drove in nine runs as well, doubling three times with one home run, a go-ahead grand slam on May 24 and collected multiple hits in each of the first five games of the series.

Pitchers of the Week (2)

- ☛ **May 2 to May 8: LHP Drew Parrish** ... threw 7.0 scoreless innings on May 7 @ Springfield ... held the Cardinals to just two hits and one walk while striking out four. He retired the first eight he faced and the final five, with five 1-2-3 frames.
- ☛ **May 9 to May 15: LHP Drew Parrish** ... threw 7.0 scoreless innings on May 13 vs. Wichita ... held the Wind Surge to just three hits and no walks while striking out nine. Between the second and sixth innings, he retired 13 straight batters, retiring the side 1-2-3 in the first inning, as well as the third through sixth.

TOOLS TEAM

Five Naturals players were listed in *Baseball America's* 2022 Best Tools Survey of the Kansas City Royals' organization.

- ☛ CF **Nick Loftin** is rated as having the "*Best Strike-Zone Discipline*" in the system.
- ☛ SS **Maikel Garcia** is rated as having the "*Best Infield Arm*" in the system.
- ☛ RF **Seuly Matias** is rated as having the "*Best Outfield Arm*" in the system.
- ☛ LHP **Asa Lacy** is rated as having the "*Best Slider*" in the system.
- ☛ LHP **Ángel Zerpa** is rated as having the "*Best Control*" in the system.

QUICK FACTS

Founded	2008
Colors	Navy Blue, Burgundy, Gold and White
League	Texas League (Since 2008)
Ownership	Rich Entertainment Group
General Manager	Justin Cole (9th Season)
Home Ballpark (Capacity)	Arvest Ballpark (7,350, 6,500 seats)
Dimensions	LF - 327 LCF - 377 CF - 400 RCF - 378 RF - 325
Wall Heights	LF-LCF : 9 feet CF : 11 feet RCF-RF : 9 feet






ROSTER BREAKDOWN

Age 20	0	Native of Australia	1
Age 21	0	Native of Dominican Republic	2
Age 22	5	Native of United States	25
Age 23	6	Native of Venezuela	3
Age 24	8	Acquired by Royals via Free Agency	12
Age 25	4	(International)	4
Age 26	5	(Minor League) ...	5
Age 27	2	(Undrafted)	3
Age 28	1	Acquired by Royals via Trade	1
Age 29	0	Acquired by Royals via First Year Player Draft	18
Average Age	24 Years 94 Days	(High School)	1
Median Age	24	(Rounds 1-5)	6
		(2016-18 Drafts)	5
		(2nd Year/College)	0
		(Rounds 6-10)	6
		(2019 Draft)	8
		(3rd Year/College)	12
		(Rounds 11-20) ...	1
		(2020 Draft)	4
		(4th+ Year/College)	5
		(Rounds 21-40) ...	5
		(2021 Draft)	1

ROYALS TOP-30 PROSPECTS (RANKING ACCORDING TO MLB PIPELINE)

#	PLAYERS (POSITION)	OVERALL RANKING	BASEBALL AMERICA RANKING
3	Asa Lacy (LHP) (IL)	68 th Overall / 5 th LHP	Royals 5 th / 9 th LHP
5	Nick Loftin (OF)		Royals 12 th
11	Alec Marsh (RHP)		Royals 14 th
12	Ángel Zerpa (LHP)		Royals 24 th
16	Anthony Veneziano (LHP)		Royals 30 th
18	Will Klein (RHP)		Royals 22 nd
20	Maikel Garcia (SS)		Royals 15 th
21	Michael Massey (2B)		Royals 13 th
22	Noah Murdock (RHP)		Royals 26 th
28	Nathan Webb (RHP) (IL)		-
29	Christian Chamberlain (LHP)		-
-	Yefri Del Rosario (RHP)		Royals 25 th

UNIFORM RECORDS

 Navy/Red (15-14) Home: 6-9 Road: 9-5	 Red (6-7) Home: 0-0 Road: 6-7	 White/Navy (2-3) Home: 2-3 Road: 0-0	 Los Naturales Home: 0-0 Road: 0-0	 Growlin' Chickens Home: 0-0 Road: 0-0	 Fauxback Home: 0-0 Road: 0-0
 White (7-6) Home: 7-6 Road: 0-0	 Grey (6-6) Home: 0-0 Road: 6-6	 Navy (10-12) Home: 1-6 Road: 9-6	 Los Naturales Home: 0-0 Road: 0-0	 Growlin' Chickens Home: 0-0 Road: 0-0	 Fauxback Home: 0-0 Road: 0-0
HOME UNIFORM COMBINATIONS			ROAD UNIFORM COMBINATIONS		
Navy/Red Hat & White Jersey: 6-5			Navy/Red Hat & Navy Jersey: 0-4		
White Hat & White Jersey: 1-1			White Hat & Navy Jersey: 1-2		
Red Hat & White Jersey: 0-0			Red Hat & Navy Jersey: 0-0		
Specialty/Theme Uniforms: 0-0			Navy/Red Hat & Grey Jersey: 3-2		
			Navy/Red Hat & Navy Jersey: 6-3		
			Red Hat & Grey Jersey: 3-4		
			Red Hat & Navy Jersey: 3-3		

NATURALS IN-SEASON BIRTHDAYS

APRIL (3)

4/14 – Walter Pennington (24)
4/14 – Jake Means (26)
4/25 – Ryan Grotjohn (27)

MAY (5)

5/6 – Tucker Bradley (24)
5/7 – Derrick Lewis (46)
5/14 – Alec Marsh (24)
5/14 – Christian Colón (33)
5/21 – Chris Widger (51)

JUNE (2)

6/2 – Asa Lacy (23)
6/10 – Stephen Woods Jr. (27)

JULY (2)

7/11 – Zack Phillips (24)
7/12 – Logan Porter (27)
7/20 – Christian Chamberlain (23)

AUGUST (2)

8/20 – Noah Murdock (24)
8/20 – Nathan Webb (25)

SEPTEMBER (6)

9/1 – Anthony Veneziano (25)
9/3 – Jonah Dipoto (26)
9/4 – Seuly Matias (24)
9/23 – Yefri Del Rosario (23)
9/25 – Nick Loftin (24)
9/27 – Ángel Zerpa (23)



2022 BREAKING ROSTER

Pitchers (16): LHP Dante Biasi, LHP Holden Capps, RHP Christian Cosby, RHP Yefri Del Rosario, RHP Jonah Dipoto, RHP Zach Haake, LHP Asa Lacy, RHP Alec Marsh, LHP Drew Parrish, LHP Zack Phillips, RHP Andrés Sotillet, LHP Anthony Veneziano, RHP Nathan Webb, RHP Zach Willeman, RHP Stephen Woods Jr. and LHP Ángel Zepa.

Catchers (3): Tyler Cropley, Sebastian Rivero, Logan Porter

Infielders (7): Nathan Eaton, Maikel Garcia, Robbie Glendinning, Ryan Grotjohn, Michael Massey, Jake Means, Gavin Stupienski

Outfielders (4): Tucker Bradley, Nick Loftin, Seuly Matias, John Rave

- 4/4 Kansas City Royals announce Breaking Roster
- 4/8 LHP **Holden Capps** placed on the development list
INF **Gavin Stupienski** placed on the development list
- 4/12 RHP **Nate Webb** placed on the 7-day injured list
- 4/16 LHP **Holden Capps** activated from the development list
- 4/19 C **Tyler Cropley** placed on the 7-day injured list
RHP **Christian Cosby** placed on the 7-day injured list
INF **Gavin Stupienski** activated from the development list
- 4/21 LHP **Walter Pennington** transferred to Northwest Arkansas (AA) from Quad Cities (A+)
- 4/23 RHP **Zach Haake** placed on the 7-day injured list
RHP **Patrick Halligan** transferred to Northwest Arkansas (AA) from Columbia (A)
- 4/26 RHP **Patrick Halligan** transferred to Quad Cities (A+) from Northwest Arkansas (AA)
- 4/28 RHP **Ándres Sotillet** transferred to Omaha (AAA) from Northwest Arkansas (AA)
- 5/3 INF **Ryan Grotjohn** placed on the Development List
INF **Brhet Bewley** activated from the Quad Cities Injured List and transferred to Northwest Arkansas (AA)
LHP **Patrick Smith** transferred to Northwest Arkansas (AA) from Quad Cities (A+)
LHP **Marcelo Martinez** transferred to Northwest Arkansas (AA) from Omaha (AAA)
- 5/8 C **Sebastian Rivero** recalled by Kansas City (MLB) from Northwest Arkansas (AA)
- 5/9 C **Sebastian Rivero** optioned to Northwest Arkansas (AA)
C **Sebastian Rivero** recalled by Kansas City (MLB) from Northwest Arkansas (AA)
- 5/10 LHP **Asa Lacy** placed on the 7-day injured list
INF **Ryan Grotjohn** activated from the Development List
- 5/13 C **Sebastian Rivero** optioned to Northwest Arkansas (AA)
- 5/14 LHP **Patrick Smith** placed on the Development List
RHP **Will Klein** activated from the 7-day injured list
- 5/17 C **Sebastian Rivero** recalled by Kansas City (MLB) from Northwest Arkansas (AA)
- 5/21 LHP **Marcelo Martinez** transferred to Omaha (AAA) from Northwest Arkansas (AA)
- 5/24 LHP **Patrick Smith** transferred to Quad Cities (A+) from Northwest Arkansas (AA)
RHP **Ándres Sotillet** transferred to Northwest Arkansas (AA) from Omaha (AAA)
- 5/26 OF **John Rave** transferred to Omaha (AAA) from Northwest Arkansas (AA)
INF **Nate Eaton** transferred to Omaha (AAA) from Northwest Arkansas (AA)
- 5/28 C **Sebastian Rivero** optioned to Northwest Arkansas (AA)
- 5/31 RHP **Christian Cosby** activated from the 7-day injured list
LHP **Christian Chamberlain** transferred to Northwest Arkansas (AA) from Quad Cities (A+)
RHP **Zach Willeman** transferred to Omaha (AAA) from Northwest Arkansas (AA)
- 6/1 OF **Parker Bates** transferred to Northwest Arkansas (AA) from Quad Cities (A+)
RHP **Ándres Sotillet** transferred to Omaha (AAA) from Northwest Arkansas (AA)
- 6/3 LHP **Drew Parrish** transferred to Omaha (AAA) from Northwest Arkansas (AA)
RHP **Noah Murdock** transferred to Northwest Arkansas (AA) from Quad Cities (A+)



#36 CHRIS WIDGER • MANAGER

- Chris Widger will manage the Naturals after guiding the River Bandits to a High-A Central championship in their first season as a Kansas City affiliate in 2021. In doing so, he was named the Minor League Manager of the Year by *Baseball America* following the 2021 season.
- 2022 marks Widger's seventh year in the Royals' organization, as he was slated to manage Advanced-A Wilmington in 2020 and led Burlington to the Appalachian League Championship Series in his first season as Manager in 2019. Prior to that, he was Wilmington's Bench Coach from 2016-18.
- Before joining the Royals organization, he managed the Independent League Camden Riversharks in 2015 and was their Pitching Coach from 2012-14.
- A third-round pick by Seattle in the 1992 Draft, Widger played in parts of 10 seasons in the Majors with the Mariners (1995-96, 2000), Expos (1997-2000), Yankees (2002), Cardinals (2003), White Sox (2005-06) and Orioles (2006), winning a World Series with Chicago in 2005.
- Widger and his wife, Whitney, reside in Pennsville, N.J., with their children: C.J., Ashlynn and Skylar.



#43 DERRICK LEWIS • PITCHING COACH

- Derrick Lewis is in his third season with the Royals' organization and second as pitching coach at Northwest Arkansas.
- He spent the previous 16 seasons in the Atlanta Braves' organization, the first 14 as a Minor League pitching coach and the last two as the Pitching Coordinator.
- Pitching coach timeline: 2004-07: GCL Braves (Gulf Coast League, RK)... 2008-10: Danville Braves (Appalachian League, RK)... 2011-13: Rome Braves (South Atlantic League, A)... 2014: Lynchburg Hillcats (Carolina League, A+)... 2015-2016: Carolina Mudcats (Carolina League, A+)... 2017: Mississippi Braves (Southern League, AA)
- He played seven seasons in the Braves' organization from 1997-2003, after being selected in the 20th round of the 1997 draft.
- Lewis and his wife, Roslyn, reside in Charlotte, North Carolina, with their daughter, Skye and Son, Lake.



#6 ABRAHAM NÚÑEZ • HITTING COACH

- Abraham Núñez enters his fourth season as Northwest Arkansas' hitting coach after serving in the same capacity with High-A Wilmington (2015-2018), Class-A Lexington (2014), Rookie Advanced Burlington (2013) and the Dominican Royals (2012).
- Núñez played for parts of 12 seasons in the Majors with the Pirates (1997-2004), Cardinals (2005), Phillies (2006-2007) and Mets (2008). A switch-hitter, he owns a career average of .242 as a utility infielder in the big leagues, primarily playing third base, but could play all four infield positions.
- His best season came in 2005 when he batted .285 in 139 games for the National League Champion St. Louis Cardinals.
- Lifetime .346 (9-for-28) hitter in the postseason, including the 2005 National League Championship Series with St. Louis when he hit .385, though did not play in the World Series.
- Born in Santo Domingo, Dominican Republic, he now resides in Hudson, Massachusetts.



#27 CHRISTIAN COLÓN • ASSISTANT HITTING COACH

- Christian Colón returns to the organization as the Naturals Assistant Hitting Coach in 2022, following a 12-year professional career.
- He was the Royals first-round pick in the 2010 MLB Draft, scored the winning run in the 2014 AL Wild Card game and had the game-winning hit in the title-clinching Game 5 of the 2015 World Series.
- After being drafted in 2010, Colón ascended to Northwest Arkansas by 2011 and between 2011, 2012 and 2014, played 202 games for the Naturals ... In 2011, Colón led the Texas League in sacrifices (21), while leading the team in at-bats (491) and hits (126). His 21 sacrifices that season are the most a Naturals player has ever recorded in a single season, while 28 overall are tied for the club record.
- During his playing career, he made stops in Miami (2017) and Cincinnati (2019-20) ... spent 2021 with the Rich Baseball-owned Buffalo Bisons (Triple-A, Toronto) before announcing his retirement.
- He also played in parts of four seasons in the Puerto Rican Winter League.
- Christian lives in Cave Springs, Ark. (15 minutes North of Arvest Ballpark) with his wife, Kayla, and three daughters, Marley, Mia and Lucy.



#23 MIKE JIRSCHLE • BENCH COACH

- Mike Jirschle enters his first season as the Bench Coach for Northwest Arkansas after spending last season in the same role for Manager Chris Widger in Quad Cities.
- He served as a Special Assistant to the General Manager in 2020 and was on the Royals coaching staff as the Third Base Coach from 2014-19 and won the World Series in 2015.
- Jirschle previously managed the Triple-A Omaha franchise for 11 seasons (2003-13), leading the team to four division titles, three-straight trips to the Pacific Coast League championship round (2011-13), two PCL titles (2011, 2013) and a Triple-A Championship in 2013.
- He earned the 2011 Mike Coolbaugh Award for outstanding baseball work ethic, knowledge of the game and skill in mentoring young players on the field.
- Prior to his 11-year stint with Omaha, he served as the Royals Minor League Infield Coordinator for four years (1998-2002), while he held managerial positions with Omaha (1995-97), Wilmington (1994), Rockford (1993) and the Gulf Coast Royals (1992).
- Jirschle was originally selected by the Texas Rangers in the fifth round of the 1977 MLB Draft and played in 999 minor league games over 13-plus seasons in the Rangers and Royals systems.



DANNY ACCOLA • CERTIFIED ATHLETIC TRAINER

- Danny Accola is entering his seventh season with the Royals organization and first as the certified athletic trainer with the Naturals, after serving in the same role with the Quad Cities in 2021.
- He was slated to serve in that role with Wilmington in 2020 and previously filled those roles with Lexington in 2019, Burlington from 2017-18 and with Surprise in 2016.
- Accola graduated from the University of Central Missouri in 2014 and previously held an athletic training internship with the Denver Broncos in 2013.




C.J. MIKKELSEN • STRENGTH & CONDITIONING COACH

- C.J. Mikkelsen will serve as the Northwest Arkansas Strength & Conditioning Coach for the second consecutive season, after being slated to fill that same role at Idaho Falls in 2020.
- He graduated in December 2019 with a master's degree in sports physiology from Texas A&M University, where he also worked as a Sports Performance Graduate Intern.
- Mikkelsen earned his bachelor's degree in exercise and wellness from Arizona State University in 2016. He resides in Desert Hills, Arizona.



DREW EPPERSON
VIDEO COORDINATOR



MITCH MEYER
VIDEO COORDINATOR



Anthony Veneziano - Pitching - Stat Splits - 2022 - Regular Season

Split	Team	W	L	ERA	G	GS	CG	SHO	SV	IP	H	R	ER	HR	HB	BB	IBB	SO	WHIP	AVG	AB	WP	BK	GIDP	TBF	NP-S
Home Games	NWA	1	1	6.39	3	2	0	0	0	12.2	17	9	9	3	0	4	0	9	1.66	.321	53	0	0	0	58	219 - 135
Away Games	NWA	0	3	9.78	6	6	0	0	0	19.1	25	21	21	6	0	21	0	16	2.38	.313	80	0	0	2	101	407 - 232
Day Games	NWA	0	0	4.15	1	1	0	0	0	4.1	5	2	2	1	0	3	0	3	1.85	.278	18	0	0	0	21	88 - 52
Night Games	NWA	1	4	9.11	8	7	0	0	0	27.2	37	28	28	8	0	22	0	22	2.13	.322	115	0	0	2	138	538 - 315
On Grass	NWA	1	4	8.44	9	8	0	0	0	32.0	42	30	30	9	0	25	0	25	2.09	.316	133	0	0	2	159	626 - 367
April	NWA	1	3	12.71	4	4	0	0	0	11.1	20	16	16	4	0	11	0	7	2.74	.385	52	0	0	0	64	249 - 144
May	NWA	0	1	6.10	5	4	0	0	0	20.2	22	14	14	5	0	14	0	18	1.74	.272	81	0	0	2	95	377 - 223
On Tuesdays	NWA	0	1	27.00	1	1	0	0	0	1.2	4	5	5	0	0	4	0	2	4.80	.444	9	0	0	0	13	62 - 33
On Wednesdays	NWA	1	0	5.40	1	1	0	0	0	5.0	6	3	3	1	0	1	0	2	1.40	.300	20	0	0	0	22	77 - 52
On Thursdays	NWA	0	1	23.63	1	1	0	0	0	2.2	8	7	7	2	0	2	0	3	3.75	.500	16	0	0	0	18	63 - 39
On Fridays	NWA	0	1	12.00	1	1	0	0	0	3.0	6	4	4	1	0	3	0	2	3.00	.429	14	0	0	0	17	72 - 37
On Saturdays	NWA	0	1	7.84	3	2	0	0	0	10.1	11	9	9	4	0	9	0	10	1.94	.268	41	0	0	1	50	197 - 116
On Sundays	NWA	0	0	1.93	2	2	0	0	0	9.1	7	2	2	1	0	6	0	6	1.39	.212	33	0	0	1	39	155 - 90
In games following a win	NWA	0	3	8.63	7	6	0	0	0	24.0	30	23	23	7	0	21	0	21	2.13	.303	99	0	0	2	120	477 - 278
In games following a loss	NWA	1	1	7.88	2	2	0	0	0	8.0	12	7	7	2	0	4	0	4	2.00	.353	34	0	0	0	39	149 - 89
Starter	NWA	1	4	9.22	8	8	0	0	0	27.1	37	28	28	8	0	25	0	20	2.27	.325	114	0	0	2	140	556 - 321
Reliever	NWA	0	0	3.86	1	0	0	0	0	4.2	5	2	2	1	0	0	0	5	1.07	.263	19	0	0	0	19	70 - 46

Anthony Veneziano - Opposing Hitting - Stat Splits - 2022 - Regular Season

Split	Team	AVG	G	AB	R	H	2B	3B	HR	RBI	BB	IBB	SO	SB	CS	OBP	SLG	OPS	HBP	SAC	SF	GIDP
vs Left	NWA	.302	9	43	13	0	0	2	7	6	0	9				.388	.442	.830	0	0	0	1
vs Right	NWA	.322	9	90	29	9	1	7	23	19	0	16				.436	.678	1.114	0	0	1	1
Team is ahead	NWA	.212	4	33	7	1	0	2	3	5	0	5				.316	.424	.740	0	0	0	1
Team is behind	NWA	.338	7	68	23	4	1	5	19	10	0	14				.423	.647	1.070	0	0	0	1
Score is tied	NWA	.375	8	32	12	4	0	2	8	10	0	6				.512	.688	1.200	0	0	1	0
Batting First	NWA	.250	9	16	4	0	0	2	2	4	0	2				.400	.625	1.025	0	0	0	0
Batting Second	NWA	.294	9	17	5	2	0	1	2	3	0	4				.400	.588	.988	0	0	0	0
Batting Third	NWA	.263	9	19	5	1	0	0	3	2	0	4				.333	.316	.649	0	0	0	0
Batting Fourth	NWA	.250	9	16	4	2	0	0	2	3	0	4				.368	.375	.743	0	0	0	0
Batting Fifth	NWA	.462	9	13	6	1	0	2	8	4	0	2				.588	1.000	1.588	0	0	0	0
Batting Sixth	NWA	.429	9	14	6	1	1	1	4	3	0	1				.529	.857	1.386	0	0	0	0
Batting Seventh	NWA	.333	9	12	4	1	0	1	4	4	0	4				.500	.667	1.167	0	0	0	0
Batting Eighth	NWA	.231	8	13	3	0	0	1	2	1	0	3				.267	.462	.729	0	0	1	1
Batting Ninth	NWA	.385	8	13	5	1	0	1	3	1	0	1				.429	.692	1.121	0	0	0	1
Leading Off	NWA	.429	9	28	12	2	0	4	4	5	0	4				.515	.929	1.444	0	0	0	0
First Inning	NWA	.258	8	31	8	8	3	0	1	7	12	0	8	5	0	.465	.452	.917	0	0	0	0
Second Inning	NWA	.321	8	28	5	9	3	0	2	6	7	0	6	1	0	.444	.643	1.087	0	0	1	2
Third Inning	NWA	.500	7	36	15	18	2	1	5	15	3	0	5	1	1	.538	1.028	1.566	0	0	0	0
Fourth Inning	NWA	.167	5	18	1	3	0	0	0	1	2	0	2	1	0	.250	.167	.417	0	0	0	0
Fifth Inning	NWA	.235	5	17	1	4	1	0	1	1	1	0	4	0	0	.278	.471	.749	0	0	0	0
Sixth Inning	NWA	.000	1	3	0	0	0	0	0	0	0	0	0	0	0	.000	.000	.000	0	0	0	0
Bases Empty	NWA	.355	9	62	22	4	0	5	5	12	0	10				.459	.661	1.120	0	0	0	0
Runner at 1st	NWA	.233	9	30	7	2	0	3	6	5	0	4				.343	.600	.943	0	0	0	0
Runner at 2nd	NWA	.333	7	15	5	0	1	0	4	3	0	5				.444	.467	.911	0	0	0	0
Runner at 3rd	NWA	.429	5	7	3	2	0	0	3	0	0	3				.429	.714	1.143	0	0	0	0
Runners at 1st & 2nd	NWA	.182	5	11	2	1	0	0	3	0	0	2				.182	.273	.455	0	0	0	2
Runners at 1st & 3rd	NWA	.000	5	3	0	0	0	0	0	2	0	1				.400	.000	.400	0	0	0	0
Runners at 2nd & 3rd	NWA	.500	4	2	1	0	0	0	2	1	0	0				.500	.500	1.000	0	0	1	0
Bases Loaded	NWA	.667	4	3	2	0	0	1	7	2	0	0				.800	1.667	2.467	0	0	0	0
Runners On	NWA	.282	9	71	20	5	1	4	25	13	0	15				.388	.549	.937	0	0	1	2
Scoring Position	NWA	.317	9	41	13	3	1	1	19	8	0	11				.420	.512	.932	0	0	1	2
No Outs	NWA	.313	9	48	15	2	0	6	8	8	0	8				.411	.729	1.140	0	0	0	1
One Out	NWA	.340	9	47	16	4	1	2	11	8	0	8				.429	.596	1.025	0	0	1	1
Two Outs	NWA	.289	9	38	11	3	0	1	11	9	0	9				.426	.447	.873	0	0	0	0
Ahead in Count	NWA	.163	9	43	7	3	0	1	4	0	0	15				.163	.302	.465	0	0	0	0
Behind in Count	NWA	.333	9	45	15	4	1	5	14	25	0	3				.563	.800	1.363	0	0	1	1
0-0 Count	NWA	.450	7	20	9	1	0	2	4	0	0	0				.450	.800	1.250	0	0	0	1
0-1 Count	NWA	.375	6	8	3	0	0	1	3	0	0	0				.375	.750	1.125	0	0	0	0
0-2 Count	NWA	.118	8	17	2	2	0	0	0	0	0	7				.118	.235	.353	0	0	0	0
1-0 Count	NWA	.333	5	9	3	0	0	2	6	0	0	0				.333	1.000	1.333	0	0	0	0
1-1 Count	NWA	.583	7	12	7	1	0	0	5	0	0	0				.583	.667	1.250	0	0	0	0
1-2 Count	NWA	.111	9	18	2	1	0	0	1	0	0	8				.111	.167	.278	0	0	0	0
2-0 Count	NWA	.500	4	4	2	1	0	1	2	0	0	0				.500	1.500	2.000	0	0	0	0
2-1 Count	NWA	.273	5	11	3	1	1	0	2	0	0	0				.250	.545	.795	0	0	1	0
2-2 Count	NWA	.308	7	13	4	0	0	1	3	0	0	7				.308	.538	.846	0	0	0	0
3-0 Count	NWA	1.000	4	1	1	0	0	0	1	6	0	0				1.000	1.000	2.000	0	0	0	0
3-1 Count	NWA	.143	9	7	1	0	0	1	2	7	0	0				.571	.571	1.142	0	0	0	1
3-2 Count	NWA	.385	9	13	5	2	0	1	1	12	0	3				.680	.769	1.449	0	0	0	0
Pitcher	NWA	.316	9	133	42	9	1	9	30	25	0	25				.421	.602	1.023	0	0	1	2



#32 ANTHONY VENEZIANO

BORN: Sept. 1, 1997 in Hackettstown, NJ (Age 24)

HOMETOWN: Hackettstown, New Jersey

HEIGHT/WEIGHT: 6'5"/205 lbs

SEASON WITH NATURALS: 1st Season

DRAFT: Round 10 - 2019 (Kansas City Royals)

COLLEGE: Coastal Carolina University (Conway, SC)

HIGH SCHOOL: Warren Hills Regional HS (Washington, NJ)

SCOUTING REPORT

Ranked by MLB Pipeline as the No. 16 Royals prospect
Ranked by Baseball America as the No. 30 Royals prospect

Deceptive on the mound with a three-quarters arm slot with a good, repeatable motion ... had some kinks in his delivery to work out last season (not dropping his front arm and staying loaded in his back leg so he could drive through the baseball)
FASTBALL: Elevates the pitch ... saw a burst in velocity over last season, averaging 94-95 mph with late life and at times hitting 98-100 mph.

SLIDER: Above average pitch with slurve motion that gets swings and misses, but he commands inconsistently.

CHANGEUP: Average pitch with some tumble and fade that is a major focus for improvement this season.

2022 SEASON

- Could not pitch out of the first inning on 4/9 @ SPR, walked 5 and allowed two runs on 37 pitches, faced 7 batters.
- Threw 36 pitches in 1st inning on 4/15 vs. WCH, but got through 3.0 innings and struck out two.
- Retired 6 of the first 7 batters he faced 4/21 @ FRI with 2.0 scoreless innings, before surrendering 7 runs in 3rd inning
- Earned his first win of the season on 4/27 vs. AMA, pitching 5.0 innings with two strikeouts
- Pitched through 5.0 again on 5/8 @ SPR, did not allow a run, just two hits with three walks and three strikeouts.
- Piggybacked Will Klein 5/14 vs. WCH, didn't walk a batter for first time in 2022, 4.2 innings of relief with five strikeouts
- Threw career-high 90 pitches 5/28 @ MID, pitching at least 4.0 innings for the fourth straight outing

CAREER NOTES

2021

- Spent the entire year with Quad Cities (A+), where he was named the River Bandits' Pitcher of the Year ... across 22 starts, went 6-4 with a 3.75 ERA (39 ER in 93.2 IP), while striking out 127 and walking just 37 ... appeared twice in the High-A Central All-Star team, recognized as the league's Pitcher of the Year, as well as the left-handed starting pitcher representative on the All-Star team.
- His 127 strikeouts ranked as the most in the Royals' organization, while 22 games started was tied for second and 93.2 innings ranked seventh ... among Royals minor league pitchers who threw at least 90.0 innings, ranked first with 12.20 K/9 and a 32.3% K% ... his 3.75 ERA was fourth, while a .220 opponents' batting average and 1.21 WHIP both placed third in the system among qualified pitchers.
- Among all pitchers at High-A in 2021, only one struck out more batters ... tied for the High-A Central lead in strikeouts, tied for third in games started ... also ranked first in the league in K/9, K% and placed 13th in innings pitched.
- Went at least 5.0 innings in nine of his 22 starts, including five of his last eight.
- Struck out five or more batters in 16 of 22 starts, including 13 straight between 6/13 and 8/22.
- Allowed two runs or less in 15 of 22 starts, with five scoreless starts (all 5.0 innings or more).
- Started Game 2 of the High-A Central Championship Series on 9/22 against Cedar Rapids for the River Bandits ... threw 3.2 scoreless innings, allowing just two hits and one walk while striking out four in a 6-0 win over theernels.
- Entered 2021 as an unranked prospect, ended the year ranked by Baseball America as the No. 30 Royals prospect

2019

- Spent his first season in pro ball with Idaho Falls (R) in the Pioneer League ... pitched in 13 games (11 starts) and went 2-3-4 with a 5.59 ERA (29 ER in 46.2 IP), while striking out 44 batters.
- Did not allow an earned run in the first four games (11.0 innings) of his career, a four-outing (two start) span between 6/17 and 7/3, striking out nine batters along the way.
- Pitched twice for the Chukars in the Pioneer League playoffs, including 4.0 scoreless, no-hit innings of relief to earn the win in Game 2 of the Pioneer League Championship Series on 9/14 at Ogden.

COLLEGE (COASTAL CAROLINA, 2017-2019)

- Attended Coastal Carolina University, where he pitched in 49 games (35 starts) across three seasons with the Chanticleers (Sun Belt Conference) and went 14-6 with a 5.04 ERA (99 ER in 176.2 IP) with 187 strikeouts.
- Held opponents to a .258 batting average for his career, which ranks 25th all-time in CCU's career record books ... his career average of 9.53 strikeouts per nine innings ranks eighth all-time and his 14 career wins are tied for the 31st most wins in school history.
- JUNIOR (2019): Went 5-3 with 85 strikeouts in 78.0 innings (9.8 K/9) over 21 appearances (14 starts) ... ranked seventh in the Sun Belt and first on the team with his 85 strikeouts on the season.

MISCELLANEOUS

- Full name is *Anthony James Veneziano* ... resides in Hackettstown, New Jersey during the offseason.
- Graduated from Warren Hills High School (N.J.) in 2016, where he had a 0.74 ERA and 64 strikeouts in 47.1 innings as a senior ... threw 9.0 no-hit innings with 16 strikeouts in a game that year, but got a no-decision in his school's 1-0 loss in 11 innings ... led his team in stolen bases his senior year of high school (12).
- Favorite teams are the New York Giants (NFL) & Brooklyn Nets (NBA) ... enjoys playing golf, basketball and video games.

SEASON / CAREER HIGHS

SEASON				CAREER			
Last: 5/28/2022 @ Midland	5.0, 3x	INNINGS PITCHED	6.0, 2x	Last: 7/30/2021 vs. South Bend			
4/21/2022 @ Frisco	8	HITS ALLOWED	12	7/29/2019 vs. Missoula			
4/21/2022 @ Frisco	7	RUNS ALLOWED	9	7/29/2019 vs. Missoula			
4/21/2022 @ Frisco	7	EARNED RUNS ALLOWED	8	7/29/2019 vs. Missoula			
5/28/2022 @ Midland	3	HOME RUNS ALLOWED	4	7/24/2021 vs. Peoria			
4/9/2022 @ Springfield	5	WALKS ALLOWED	5	4/9/2022 @ Springfield			
Last: 5/28/2022 @ Midland	5, 2x	STRIKEOUTS	10	7/30/2021 vs. South Bend			
5/28/2022 @ Midland	24	BATTERS FACED	24, 4x	Last: 5/28/2022 @ Midland			
5/28/2022 @ Midland	90	PITCHES THROWN	90	5/28/2022 @ Midland			
5/8/22 to 5/14/22	5.2 IP	SCORELESS STREAK	14.0 IP	8/17/2021 to 9/4/2021			

VENEZIANO 2022 RUN SUPPORT (STARTS ONLY)

RUNS SCORED	0	1	2	3	4	5	6	7	8	9	10+
Games	3	1			1	1				1	1
PLAYER W-L	0-3	0-1			0-0	0-0				1-0	0-0
Team W-L	0-3	0-1			1-0	1-0				1-0	1-0

2022 GAME-BY-GAME (NORTHWEST ARKANSAS, AA)

DATE	OPPONENT	RES	LEFT GAME	DEC	IP	H	R	ER	HR	HB	BB	SO	BF	NP-5
4/9	@ Springfield	L, 14-11	Bottom 1st, losing 2-0	L	0.2	0	2	2	0	0	5	0	7	37-16
4/15	vs. Wichita	L, 4-2	End 3rd, losing 3-0	L	3.0	6	4	4	1	0	3	2	17	72-37
4/21	@ Frisco	L, 12-2	Bottom 3rd, losing 7-1	L	2.2	8	7	7	2	0	2	3	18	63-39
4/27	vs. Amarillo	W, 12-6	End 5th, leading 9-1	W	5.0	6	3	3	1	0	1	2	22	77-52
APRIL TOTALS		12.71 ERA/2.74 WHP/385 AVG	1-3	11.1	20	16	16	4	0	11	7	64	249-144	
5/3	@ Springfield	L, 12-5	Bottom 2nd, losing 5-0	L	1.2	4	5	5	0	0	4	2	13	62-33
5/8	@ Springfield	W, 9-5	End 5th, leading 4-0	-	5.0	2	0	0	0	0	3	3	18	67-38
5/14	vs. Wichita *	L, 7-6	End 6th, tied 6-6	-	4.2	5	2	2	1	0	0	5	19	70-46
5/22	@ Arkansas	W, 10-5	Bottom 5th, leading 10-2	-	4.1	5	2	2	1	0	3	3	21	88-52
5/28	@ Midland	W, 9-7 (10)	End 5th, losing 5-4	-	5.0	6	5	5	3	0	4	5	24	90-54
MAY TOTALS		6.10 ERA/1.74 WHP/272 AVG	0-1	20.2	22	14	14	5	0	14	18	95	377-223	

2022 VENEZIANO BATTED BALL STATISTICS

BABIP	GB/FB	LD%	GB%	FB%	IFFB%	HR/FB	Pull%	Cent%	Oppo%	SwStr%
.330	0.98	20.2%	39.4%	40.4%	2.3%	20.5%	45.9%	30.3%	23.9%	11.3%

VENEZIANO vs. CORPUS CHRISTI IN 2022

W	L	ERA	G	GS	CG	SHO	GF	HLD	SV	SVO	IP	H	R	ER	HR	HB	BB	IBB	SO	WHIP	AVG
---	---	-----	---	----	----	-----	----	-----	----	-----	----	---	---	----	----	----	----	-----	----	------	-----

VENEZIANO vs. CORPUS CHRISTI HITTERS IN 2022

PLAYER	AVG	AB	H	2B	3B	HR	RBI	BB	SO	PLAYER	AVG	AB	H	2B	3B	HR	RBI	BB	SO

MINOR LEAGUE CAREER

SEASON	TEAM	W	L	ERA	G	GS	CG	SHO	SV	SV	IP	H	R	ER	HR	HB	BB	IBB	SO	WHIP	AVG	AB	WP	BK	GIDP	TBF	NP-5
2019	Idaho Falls (R)	3	4	5.59	13	11	0	0	1	1	46.2	65	35	29	6	3	13	0	44	1.67	.323	201	4	0	3	219	822-516
Did not play (no minor league season)																											
2021	Quad Cities (A+)	6	4	3.75	22	22	0	0	0	0	93.2	76	46	39	11	10	37	0	127	1.21	.222	342	9	0	7	393	1577-1027
2022	NW Arkansas (AA)	1	4	8.44	9	8	0	0	0	0	32.0	42	30	30	9	0	25	0	25	2.09	.316	133	0	0	2	159	626-367
TOTALS (3 MILB SEASONS)		10	12	5.12	44	41	0	0	1	1	172.1	183	111	98	26	13	75	0	196	1.50	.271	676	13	0	12	771	3025-1910



PLAYER

14 HOLDEN
CAPPS

LHP • R/L • 6'1" • 194 lbs • 3/24/1995 (27)
2017 MLB Draft – Round 8 (U. of Central Oklahoma)
Born/Resides: Lawton, Oklahoma

17 ZACK
PHILLIPS

LHP • L/L • 6'1" • 170 lbs • 7/11/1998 (23)
2019 MLB Draft – Round 27 (Ole Miss)
Born: Sierra Vista, Arizona • Resides: Texarkana, Arkansas

18 ALEC
MARSH

RHP • R/R • 6'3" • 220 lbs • 5/14/1998 (24)
2019 MLB Draft – Round 2, 70th Overall (Arizona State)
Born: Waukesha, Wisc. • Resides: Milwaukee, Wisc.

22 STEPHEN
WOODS JR.

RHP • R/R • 6'1" • 200 lbs • 6/10/1995 (26)
Traded from Tampa Bay – 7/21/2020
Born: New Hyde Park, N.Y. • Resides: Huntington Station, N.Y.

27 WALTER
PENNINGTON

LHP • L/L • 6'2" • 205 lbs • 4/14/1998 (24)
Signed 8/19/2020 as an Undrafted League Free Agent
Born: Englewood, Colorado • Resides: Broomfield, Colorado

29 NOAH
MURDOCK

RHP • R/R • 6'8" • 205 lbs • 8/20/1998 (23)
2019 MLB Draft – Round 7 (University of Virginia)
Born: Richmond, VA • Resides: Colonial Heights, VA

32 ANTHONY
VENEZIANO

LHP • L/L • 6'6" • 200 lbs • 9/1/1997 (24)
2019 MLB Draft – Round 5 (Costal Carolina)
Born/Resides: Hackettstown, New Jersey

33 WILL
KLEIN

RHP • R/R • 6'5" • 230 lbs • 11/28/1999 (22)
2020 MLB Draft – Round 5 (Eastern Illinois)
Born: Maryville, Tennessee • Resides: Bloomington, Indiana

34 CHRISTIAN
COSBY

RHP • R/R • 6'5" • 215 • 12/21/1996 (25)
2018 MLB Draft – Round 14 (Chapman University)
Born/Resides: Placentia, California

38 DANTE
BIASI

LHP • L/L • 6'0" • 200 lbs • 12/22/1996 (25)
2019 MLB Draft – Round 6 (Penn State)
Born: Wilkes Barre, Penn. • Resides: Hazleton, Penn.

45 YEFEI
DEL ROSARIO

RHP • R/R • 6'2" • 180 lbs • 9/23/1999 (22)
Signed 12/5/2017 as a Minor League Free Agent
Born/Resides: Miches, Dominican Republic

51 CHRISTIAN
CHAMBERLAIN

LHP • L/L • 5'10" • 173 lbs • 7/20/1999 (22)
2020 MLB Draft – Round 4 (Oregon State)
Born: Grand Junction, Colorado • Resides: Reno, Nevada

53 ÁNGEL
ZERPA

LHP • L/L • 6'0" • 220 lbs • 9/27/1999 (22)
Signed 6/26/2016 as an International Free Agent
Born: Valle De La Pascua, Venez. • Resides: Anaco, Venez.

55 JONAH
DIPOTO

RHP • R/R • 6'1" • 225 • 9/3/1996 (25)
2019 MLB Draft – Round 35 (University of San Diego)
Born: Queens, New York • Resides: ,an Diego, California

QUICK NOTES

- 2022: Two scoreless outings in 2022, 0.2 IP on 4/28 and 0.2 IP on 5/11.
- 2021: Began the season on the Naturals' 60-Day IL and split the season between the Arizona Complex League, Quad Cities (A+) and NW Arkansas ... combined between three levels, went 4-2 across 22 games (three starts) with a 5.79 ERA (24 ER in 37.1 IP) and 36 strikeouts.
- 2019: Split the season between Wilmington (A+) and NW Arkansas (AA), pitching in 39 games out of the bullpen for the Blue Rocks and Naturals with a combined 2.61 ERA (15 ER in 51.2 IP) and 55 strikeouts.

2SFB, SL, CH

CONSECUTIVE BATTERS RETIRED: 1 (6/1/2022)

SCORELESS STREAK: 0.1 IP (6/1/2022)

- 2021: Split the season between Columbia (A) and Quad Cities (A+), combining to pitch in 25 games out of the bullpen with an 0-4 record, but three saves and a 2.06 ERA (11 ER in 48.0 IP) while walking just 13 and striking out 51 ... 16 of his 25 total appearances were scoreless.
- 2019: After being drafted, was assigned to Burlington (R) in the Appalachian League and pitched in 20 games out of the bullpen for the B-Royals, going 4-1 with two saves and a 2.15 ERA (9 ER in 37.2 IP), while striking out 29.

4SFB, 2SFB, CT, SL, CH

CONSECUTIVE BATTERS RETIRED: 1 (6/1/2022)

SCORELESS STREAK: 0.1 IP (6/1/2022)

- Ranked by MLB Pipeline as the No. 11 Royals prospect ... Ranked by *Baseball America* as the No. 14 Royals prospect
- 2022: Has struck out 7 or more in six of eight starts this year, including 10 strikeouts in each of last two starts, at least 8 in four straight starts.
- 2021: Broke camp with NW Arkansas (AA) and made six starts for the Naturals, before missing the rest of the year with an injury ... went 1-3 with a 4.97 ERA (14 ER in 25.1 IP) with 42 strikeouts (14.92 K/9) ... over his first 8.1 Double-A innings: 8.1 hitless and scoreless innings, named first ever Double-A Central Pitcher of the Week.

4SFB, SL, CV, CH

CONSECUTIVE BATTERS RETIRED: 1 (5/31/2022)

SCORELESS STREAK: 0.1 IP (5/31/2022)

- 2021: Spent the entire season with NW Arkansas (AA), beginning the season as a starting pitcher and finishing the year as a reliever ... in 22 games (7 starts, 15 relief appearances), went 5-7 with a 7.42 ERA (39 ER in 47.1 IP), while walking 45 and striking out 48.
- 2018-19: Missed 2018 due to injury, went 9-3 in 2019 ... selected by Kansas City with the fourth overall pick in the Rule 5 Draft (12/12/2019).
- 2016-17: Played two seasons in the Giants organization, reaching Class-A, traded to Tampa Bay December 20 in the 38 Evan Longoria deal.

4SFB, CV, CH, CT

CONSECUTIVE BATTERS RETIRED: 2 (6/2/2022)

SCORELESS STREAK: 1.0 IP (6/2/2022)

- 2022: Assigned to NW Arkansas on 4/21 ... Pitched 5.2 scoreless innings with nine strikeouts for Quad Cities (A+) across three relief outings ... earned decisions in five of first six outings, three wins, one loss and one save.
- 2021: Pitched 22 games for Columbia (A), went 3-3 with a team-leading four saves and a 3.18 ERA (14 ER in 39.2 IP) and 37 strikeouts ... placed on the 7-day injured list on 8/14 ... assigned to the ACL Royals Blue (R) on 9/7 for rehab and finished his season with two games there.
- MISC: Graduated from the Colorado School of Mines with a mechanical engineering degree, threw 224.2 innings, but also hit .288 with a 1.142 OPS as an outfielder.

4SFB, CV, CH

CONSECUTIVE BATTERS RETIRED: 4 (6/2/2022)

SCORELESS STREAK: 1.1 IP (6/2/2022)

- Ranked by MLB Pipeline as the No. 22 Royals prospect ... Ranked by *Baseball America* as the No. 26 Royals prospect
- 2022: Assigned to NWA 6/3 after making team-best 10 starts for Quad Cities (A+), went 0-1 with a 5.36 ERA (24 in 40.1 IP) with 39 strikeouts.
- 2021: Pitched in seven games (six starts) with Quad Cities (A+) beginning in June and threw 22.2 IP and 19 strikeouts while holding opponents to a .181 batting average without allowing a home run before a season-ending injury ... in his last four starts, gave up just two earned runs in 15.0 innings.

2SFB, CB, SL, CH

CONSECUTIVE BATTERS RETIRED:

SCORELESS STREAK:

- Ranked by MLB Pipeline as the No. 16 Royals prospect ... Ranked by *Baseball America* as the No. 30 Royals prospect
- 2022: First six games of year were starts ... pitched 5.0 scoreless on 5/8 @ SPR ... did not issue walk for first time on 5/14 vs. WCH, in 4.2 IP of relief.
- 2021: Named Quad Cities (A+) Pitcher of the Year ... across 22 starts, went 6-4 with a 3.75 ERA (39 ER in 93.2 IP), while striking out an organization-best 127 and walking just 37 ... named the High-A Central Pitcher of the Year and All-Star left-handed starting pitcher.

4SFB, SL, CH

CONSECUTIVE BATTERS RETIRED: 1 (5/28/2022)

SCORELESS STREAK: 2.1 IP (5/28/2022)

- Ranked by MLB Pipeline as the No. 18 Royals prospect ... Ranked by *Baseball America* as the No. 22 Royals prospect
- 2022: Started the season on Injured List with shin splints, assigned to NW Arkansas on 5/14.
- 2021: Named a MiLB.com Organization All-Star and MLB Pipeline's Royals Pitching Prospect of the Year ... pitched in 36 games out of the bullpen for Quad Cities, went 7-1 with four saves and a 3.58 ERA, with 121 strikeouts in 70.1 IP ... among minor league pitchers who threw 70.0 innings, ranked 1st with 15.48 K/9 and 40.9% strikeout %, while 121 strikeouts were most for those with less than 15 starts.

4SFB, CB, CH

CONSECUTIVE BATTERS RETIRED: 0

SCORELESS STREAK: 0.0 IP

- 2022: Pitched 5.0 innings, two games (4/8 @ SPR and 4/13 vs. WCH) and struck out five before being placed on the Injured List April 19, activated May 31.
- 2021: After pitching five games in May with Columbia (A), was promoted to Quad Cities (A+) on 6/3, where he remained through the end of the season ... across 25 combined games (10 starts), went 5-4 with a 4.15 ERA (40 ER in 86.2 IP) while striking out 104 and walking just 23 ... among Royals Minor League pitchers who threw at least 80.0 innings, ranked first with a 2.39 BB/9 and 4.52 K/BB, fifth with a 10.80 K/9 and 29.1% K% ... also ranked third among that group of pitchers in WHIP (1.17), fourth in BABIP (.299) and sixth in ERA (4.15).

4SFB, 2SFB, SL, CH

CONSECUTIVE BATTERS RETIRED: 2 (4/13/2022)

SCORELESS STREAK: 0.2 IP (4/13/2022)

- 2022: First two games came in relief, piggybacking Asa Lacy ... made spot start on 4/23 @ FRI, threw 4.0 scoreless vs. Jack Leiter, and made two more starts.
- 2021: Spent the entire season with Quad Cities (A+), going 5-2 with two saves across 24 games (six starts) with a 3.77 ERA (30 ER in 71.2 IP) and 84 strikeouts ... first 16 appearances of the year all came in relief, six of his last eight were starts, including four straight to end the year.
- 2019: Pitched in seven games for Burlington (R), going 1-0 with a 2.50 ERA (5 ER in 18.0 IP) and 24 strikeouts to just three walks.
- COLLEGE: Across 28 games (27 starts) at Penn State, went 6-12 with a 3.76 ERA (57 ER in 136.1 IP) while striking out 153 and walking just 69.

4SFB, SL, CH, 2SFB

CONSECUTIVE BATTERS RETIRED: 4 (6/2/2022)

SCORELESS STREAK: 5.1 IP (5/27/22 to 6/2/22)

- Ranked by MLB Pipeline as the No. 29 Royals prospect
- 2022: Did not allow a run across first four games and 11.1 IP of season ... 8 of 12 appearances have been scoreless.
- 2021: Spent the entire season with Northwest Arkansas, pitching in 26 games (11 starts) and going 2-4 with a 5.99 ERA (47 ER in 70.2 IP) ... ranked third on the Naturals pitching staff in strikeouts (78) and innings pitched (70.2), and fifth in both games pitched and games started.
- 2019: Did not pitch due to injury ... had a nerve issue in his right bicep, only treatment was rest.

4SFB, 2SFB, SL, CH

CONSECUTIVE BATTERS RETIRED: 2 (5/31/2022)

SCORELESS STREAK: 0.2 IP (5/29/2022)

- Ranked by MLB Pipeline as the No. 29 Royals prospect
- 2022: Assigned to NWA 5/31 after pitching 13 games (4 starts) for Quad Cities, went 0-1 with a 4.29 ERA (10 ER in 21.0 IP) with 39 strikeouts ... among Royals minor league pitchers with at least 20.0 innings pitched, his 41.5% K% and 16.71 K/9 rank first, while his .162 opponents' average is second.
- 2021: Assigned to Quad Cities (A+) on May 23 and pitched two games in relief for the River Bandits, going 1-0 with a 4.91 ERA (2 ER in 3.2 IP) with one walk and six strikeouts, before being placed on the Injured List on June 14, and missed rest of the season with a nagging shoulder injury ... first 3.2 innings were scoreless before allowing two runs.

4SFB, CB, CH

CONSECUTIVE BATTERS RETIRED: 2 (6/1/2022)

SCORELESS STREAK: 1.1 IP (6/1/2022)

- Ranked by MLB Pipeline as the No. 12 Royals prospect ... Ranked by *Baseball America* as the No. 24 Royals prospect ... rated as having the "Best Control" among Royals' pitching prospects in the 2022 Best Tools survey from BA.
- 2022: Two scoreless starts: 4/16 & 4/22, 9.0 IP total ... after 2.0 inning start on 4/10, last six starts have been at least 4.0 innings.
- 2021: Began the season in Quad Cities (A+) and after stops with NW Arkansas (AA) and Omaha (AAA), made his Major League debut on Sept. 30 vs. Cleveland, pitching 5.0 innings and allowing two runs with four strikeouts ... 108 strikeouts between the three MiLB levels ranked 8th among Royals minor pitchers, as did 88.1 innings pitched.

4SFB, 2SFB, SL, CH

CONSECUTIVE BATTERS RETIRED: 0

SCORELESS STREAK: 1.1 IP (5/29/2022)

- 2022: Pitched a scoreless Cactus League inning with a strikeout on 3/29 against his dad's Seattle Mariners ... has 34.5% K% and 14.29 K/9.
- 2021: Pitched 22 games for Quad Cities, went 1-0 with eight saves (in 10 chances) and a 3.19 ERA (11 ER in 31.0 IP) and 39 strikeouts ... eight saves ranked tied second in the Royals' system ... 15 of his 22 outings were scoreless, only allowing more than one run three times.
- MISC: Full name is Jonah Seaver Dipoto, after Tom Seaver ... father Jerry Dipoto is currently the President of Baseball Operations for the Seattle Mariners, formerly their GM.

SI, 4SFB, SL, CH

CONSECUTIVE BATTERS RETIRED: 1 (5/29/2022)

SCORELESS STREAK: 8.2 IP (5/12/22 to 5/31/22)

CAREER HIGHS

IP	5.0	(5x) Last: 9/3/17 vs. Orem
K	7	(2x) Last: 7/1/18 vs. Asheville
BB	5	5/27/22 @ Midland
H	8	(3x) Last: 9/3/17 vs. Orem
R	7	9/9/17 @ Ogden
NP	95	(8/28/17 @ Ogden
IP	4.0	(3x) Last: 4/21/22 @ Frisco
K	6	7/13/21 @ Myrtle Beach
BB	4	4/9/22 @ Springfield
H	6	(2x) Last: 9/18/21 vs. South Bend
R	8	4/9/22 @ Springfield
NP	60	4/9/22 @ Springfield
IP	6.1	5/31/22 vs. Corpus Christi
K	11	5/14/21 vs. Tulsa
BB	5	5/12/22 vs. Wichita
H	9	(2x) Last: 5/31/22 vs. Corpus Christi
R	6	5/31/22 vs. Corpus Christi
NP	96	5/31/22 vs. Corpus Christi
IP	7.0	(2x) Last: 6/18/17 vs. Asheville
K	10	5/21/17 @ Charleston
BB	5	(6x) Last: 6/30/21 @ Springfield
H	10	6/18/21 @ San Antonio
R	7	6/18/21 @ San Antonio
NP	96	6/12/17 vs. Greenville
IP	3.1	(2x) Last: 5/7/22 @ Arkansas
K	5	(2x) Last: 4/15/22 vs. Cedar Rapids
BB	4	7/28/21 @ Charleston
H	5	7/11/21 vs. Charleston
R	5	(2x) Last: 4/26/22 vs. Amarillo
NP	51	6/24/21 vs. Myrtle Beach
IP	5.2	7/16/21 @ Beloit
K	7	5/20/22 @ Dayton
BB	5	4/15/22 vs. Cedar Rapids
H	8	4/27/22 vs. South Bend
R	5	5/26/22 @ Fort Wayne
NP	89	5/14/22 vs. Wisconsin
IP	6.0	(2x) Last: 7/30/21 vs. South Bend
K	10	7/30/21 vs. South Bend
BB	5	4/9/22 @ Springfield
H	12	7/29/19 vs. Missoula
R	9	7/29/19 vs. Missoula
NP	90	5/28/22 @ Midland
IP	3.0	(5x) Last: 8/12/21 vs. Beloit
K	6	(5x) Last: 8/12/21 vs. Beloit
BB	5	(2x) Last: 6/2/22 vs. Corpus Christi
R	4	5/21/22 @ Arkansas
NP	56	7/1/21 vs. Cedar Rapids
IP	6	9/1/21 @ Cedar Rapids
K	8	6/15/21 vs. Wisconsin
BB	4	7/19/19 vs. Ogden
H	10	7/22/19 @ Missoula
R	9	7/22/19 @ Missoula
NP	87	9/7/21 vs. Peoria
IP	5.0	(2x) Last: 6/2/22 vs. Corpus Christi
K	7	(5x) Last: 5/21/22 @ Arkansas
BB	5	6/29/21 vs. Cedar Rapids
H	6	4/29/22 vs. Amarillo
R	5	(2x) Last: 5/30/21 @ Dayton
NP	81	5/5/22 @ Springfield
IP	7.0	8/30/18 vs. Augusta
K	9	8/30/18 vs. Augusta
BB	5	(2x) Last: 8/1/21 vs. Wichita
H	8	6/22/18 vs. Charleston
R	8	6/22/18 vs. Charleston
NP	95	6/22/18 vs. Asheville
IP	2.2	(2x) Last: 5/14/22 vs. Wisconsin
K	6	5/3/22 @ Cedar Rapids
BB	4	4/8/22 @ South Bend
H	4	4/20/22 @ Wisconsin
R	2	(5x) Last: 5/19/22 @ Dayton
NP	48	4/8/22 @ South Bend
IP	6.2	5/29/22 @ Midland
K	10	7/20/17 @ DSL Astros Blue
BB	4	(2x) Last: 8/18/18 @ AZL Mariners
H	11	(2x) Last: 7/26/19 @ Princeton
R	9	7/26/19 @ Princeton
NP	94	5/29/22 @ Midland
IP	3.0	(4x) Last: 5/16/21 vs. Cedar Rapids
K	6	5/16/21 vs. Cedar Rapids
BB	4	(2x) Last: 4/8/22 @ Springfield
H	4	6/25/19 @ AZL Padres 1
R	3	(4x) Last: 7/30/21 vs. South Bend
NP	44	(2x) Last: 5/16/21 vs. Cedar Rapids



STARTING PITCHER SPLITS

PITCHER	GS	W-L	TEAM W-L	R SUPPORT	SUPPORT/START
28 Parrish, Drew	10	4-3	5-5	27	2.70
18 Marsh, Alec	9	1-2	3-5	23	2.56
32 Veneziano, Anthony	8	1-4	4-4	30	3.75
53 Zerpa, Angel	8	1-4	2-6	23	2.88
38 Biasi, Dante	4	1-0	4-0	17	4.25
33 Klein, Will	3	0-0	2-1	7	2.33
39 Martinez, Marcelo	3	1-1	2-1	15	5.00
21 Lacy, Asa	2	0-1	1-1	9	4.50
	47			151	3.21

1st Pitch Strikes

FPS	TBF	% FPS
134	215	62.3%
107	175	61.1%
68	141	48.2%
92	152	60.5%
36	72	50.0%
15	30	50.0%
39	55	70.9%
23	43	53.5%
514	883	58.2%

1-2-3 INNINGS

TOTAL	POSSIBLE	% 1-2-3
28	54	51.9%
11	39	28.2%
4	25	16.0%
6	35	17.1%
3	16	18.8%
0	3	0.0%
7	14	50.0%
3	9	33.3%
62	195	31.8%

NATURALS STARTERS VS. RELIEVERS

STARTERS	RELIEVERS
9-14	W-L
4.80	ERA
202.1	INNINGS
184 (29)	HITS (HR)
116 (108)	R (ER)
102	BB
221	K
1.41	WHIP
.238	AVG
	14-10
	5.34
	214.0
	220 (23)
	139 (127)
	123
	202
	1.60
	.269

STARTING PITCHER/CATCHER MATCHUPS

PITCHER	GS	W	L	ERA	IP	ER	BB	SO	GS	W	L	ERA	IP	ER	BB	SO	GS	W	L	ERA	IP	ER	BB	SO
28 Parrish, Drew	3	2	1	3.16	17.1	14	4	11	3	1	1	0.00	18.2	7	3	21	4	1	1	3.32	19.0	10	7	16
18 Marsh, Alec	5	1	1	5.36	22.1	20	10	39	4	0	1	5.94	16.2	15	8	28	4	0	1	5.94	16.2	15	8	28
32 Veneziano, Anthony	3	0	1	8.53	12.2	16	9	11	1	0	0	4.15	4.1	5	3	3	3	1	2	12.27	7.1	10	10	4
53 Zerpa, Angel	3	0	2	4.61	13.2	17	5	14	1	0	1	4.05	6.2	8	1	9	3	1	0	1.29	14.0	15	2	12
38 Biasi, Dante	2	0	0	7.04	7.2	11	5	11	1	1	0	0.00	5.0	1	3	4	1	0	0	0.00	4.0	3	3	4
33 Klein, Will	2	0	0	16.88	2.2	6	7	1	1	0	0	20.25	1.3	2	5	1	1	0	0	20.25	1.3	2	5	1
39 Martinez, Marcelo	2	0	0	3.38	8.0	5	6	10	1	1	0	1.50	6.0	2	1	7	1	1	0	1.50	6.0	2	1	7
21 Lacy, Asa												6.75	4.0	1	3	6	1	0	0	6.75	4.0	1	3	6
Relievers	9	3	4	4.99	92.0	90	54	95	1	1	2	5.0	18.0	12	13	18	-	4	6	6.58	91.7	108	52	87
TOTALS	20	12	8	5.30	176.1	104	100	192	6	3	3	1.71	52.7	10	23	55	18	8	10	5.71	164.0	104	91	165

NATURALS RELIEVERS

PITCHER	LAST APPEARANCE (NWA)
38 Biasi, Dante	FRI 5/27 @ Midland (2.0 IP)
14 Capps, Holden	WED 6/1 vs. Corpus Christi (1.2 IP)
51 Chamberlain, Christian	WED 6/1 vs. Corpus Christi (1.1 IP)
34 Cosby, Christian	TUE 4/13 vs. Wichita (2.1 IP)
45 Del Rosario, Yefri	TUE 5/31 vs. Corpus Christi (0.2 IP)
55 Dipoto, Jonah	TUE 5/31 vs. Corpus Christi (2.0 IP)
Haake, Zach	TUE 4/19 @ Frisco (2.2 IP)
33 Klein, Will	THU 6/2 vs. Corpus Christi (1.0 IP)
27 Pennington, Walter	THU 6/2 vs. Corpus Christi (2.0 IP)
17 Phillips, Zack	WED 6/1 vs. Corpus Christi (0.1 IP)
Smith, Patrick	THU 5/12 vs. Wichita (0.1 IP)
Sotillet, Andres	FRI 5/27 @ Midland (3.1 IP)
32 Veneziano, Anthony	SAT 5/14 vs. Wichita (4.2 IP)
Willeman, Zach	THU 5/26 @ Midland (2.0 IP)
22 Woods Jr., Stephen	THU 6/2 vs. Corpus Christi (1.0 IP)

ENTRANCE SITUATION

LEAD	TRAIL	TIED
3	3	-
5	4	2
-	1	-
-	1	1
6	7	1
5	9	-
1	2	-
1	-	-
6	2	4
2	9	1
1	1	1
6	-	1
-	1	-
9	5	2
9	4	1
54	49	14

INNING ENTERING THE GAME

1	2	3	4	5	6	7	8	9	10+
-	2	-	-	1	2	-	-	-	-
-	-	-	1	3	4	1	-	2	-
-	-	-	-	-	-	-	1	-	-
-	-	-	1	1	-	-	-	-	-
-	-	1	2	1	4	2	3	1	-
-	-	-	-	-	3	5	5	2	-
-	-	1	-	1	1	-	-	-	-
-	-	-	2	1	1	4	2	1	1
1	1	1	-	3	1	1	2	1	1
-	-	-	-	-	2	1	-	-	-
-	-	-	-	1	-	1	4	1	-
-	1	-	-	-	-	-	-	-	-
-	-	-	-	-	-	1	8	6	1
-	-	-	-	-	2	9	1	2	-
1	4	3	6	12	21	25	26	16	3

INHERITED RUNNERS

BR INHER.	BR SCORE	% SCORE
3	0	0.0%
6	0	0.0%
-	-	-
3	2	66.7%
8	3	37.5%
14	3	21.4%
3	3	100.0%
-	-	-
9	1	11.1%
9	0	0.0%
-	-	-
6	0	0.0%
3	1	33.3%
5	3	60.0%
4	1	25.0%
73	17	23.3%

1-2-3 INNINGS

TOTAL	POSSIBLE	% 1-2-3
5	17	29.4%
3	15	20.0%
0	1	0.0%
1	4	25.0%
6	29	20.7%
5	15	33.3%
2	7	28.6%
0	1	0.0%
7	18	38.9%
5	21	23.8%
-	-	-
3	11	27.3%
1	4	25.0%
8	20	40.0%
3	16	18.8%
49	179	27.4%

NATURALS PITCHER PICKOFF LOG (4)

	DATE	INNING	PITCHER	RUNNER	BASE	OUT #
1	4/16 vs. Wichita	▲ 3	Ángel Zerpa (1)	Kevin Merrell	1st	1
2	4/28 vs. Amarillo	▲ 3	Ángel Zerpa (2)	Blaze Alexander	2nd	1
3	5/18 @ Arkansas	▼ 6	Zack Phillips (1)	Patrick Frick	1st	2
4	5/21 @ Arkansas	▼ 3	Dante Biasi (1)	Cade Marlowe	2nd	3

AUTOMATIC BALLS CALLED ON NATURALS PITCHERS (8)

DATE	INNING	UMPIRE	PITCHER	COUNT AT CALL	BATTER RESULT (COUNT)
4/19/2022 @ Frisco	▼ 2	Jake Bruner	Alec Marsh	0-0	Strikeout (1-2)
4/19/2022 @ Frisco	▼ 8	Jake Bruner	Stephen Woods Jr.	3-1	Walk (3-1)
4/21/2022 @ Frisco	▼ 3	Benjamin Engstrand	Anthony Veneziano	1-2	Walk (3-2)
4/26/2022 vs. Amarillo	▲ 3	Tanner Dobson	Drew Parrish	0-0	Popout (1-2)
4/30/2022 vs. Amarillo	▲ 3	Harrison Silverman	Alec Marsh	1-1	Strikeout (3-2)
5/1/2022 vs. Amarillo	▲ 1	Willie Traynor	Drew Parrish	0-2	Popout (1-2)
5/21/2022 @ Arkansas	▼ 1	Chris Presley-Murphey	Will Klein	0-0	Walk (3-2)
5/26/2022 @ Midland	▼ 8	Benjamin Engstrand	Zach Willeman	0-0	Bunt Single (1-0)



PLAYER		QUICK NOTES	CAREER HIGHS
2	PARKER BATES OF • L/R • 6'1" • 205 • 11/16/1997 (24) 2021 MLB Draft – Round 9 (Louisiana Tech University) Born: Tyler, Texas • Resides: Ruston, Louisiana	<ul style="list-style-type: none">2022: Assigned to NWA 6/1, began the year in Quad Cities (A+), hit .190 (15-for-79) across 26 games with two HR and 11 RBI, playing all three OF positions.2021: Assigned to the ACL Royals Blue (R) on 8/5 and played 10 games in the Arizona Complex League, before being assigned to Quad Cities (A+) on 8/30, where he finished the season with 11 games ... combined to slash .277/.377/.415 (18-for-65) with seven doubles, one home run and seven runs batted in ... recorded five multi-hit games, with hits in 12 games, while he reached base in 16 of 21 games played.2017-2021: Played at Louisiana Tech University, 226 games across five seasons collegiately – the most in program history ... made 201 consecutive starts to close out his career.	H 3 (2x) Last: 4/24/22 @ Wisconsin R 2 (2x) Last: 5/28/22 @ Fort Wayne HR 1 (2x) Last: 5/22/22 @ Dayton RBI 3 (2x) Last: 4/24/22 @ Wisconsin BB 2 (4x) Last: 5/26/22 @ Fort Wayne SB 2 8/27/21 @ ACL Diamondbacks
3	SEBASTIAN RIVERO CATCHER • R/R • 6'1" • 215 • 12/10/1995 (27) Signed 7/12/2015 as an International Free Agent Born: Maracay, Venezuela • Resides: Mariara, Venezuela	<ul style="list-style-type: none">2022: Assigned to NW Arkansas to begin the season, recalled by Kansas City May 8-13 and May 17-28 ... in three Major League games (5/12, 5/19, 5/22), went 0-for-7 with one walk & four strikeouts ... had first 2-homer game of his career on 4/27 vs. Amarillo.2021: Split the season between Omaha (AAA) and Kansas City, appearing in 17 games (9 starts) for the Royals in his first Major League season and slashed .175/.250/.225 (7-for-40) ... made his Major League debut on 5/8 against the White Sox as the starting catcher ... appeared in 42 games with the Storm Chasers and slashed .260/.319/.380 (39-for-150) and threw out 10 of 34 would-be base stealers (29%).	H 5 6/10/21 @ St. Paul R 4 7/2/18 vs. Asheville HR 2 4/27/22 vs. Amarillo RBI 4 (3x) Last: 6/10/21 @ St. Paul BB 2 (8x) Last: 5/4/22 @ Springfield SB 1 (4x) Last: 8/17/21 vs. Columbus
4	RYAN GROTJOHN INF/OF • L/R • 6'2" • 175 • 4/25/1995 (27) Signed 1/27/2022 as a Minor League Free Agent Born: Bakersfield, California • Resides: Scottsdale, Arizona	<ul style="list-style-type: none">2022: Started season 0-for-11, first hit of season was 2nd inning home run on 4/30 vs. Amarillo.2021: Released by Arizona on 1/8, spent the season in the American Association with the Kansas City Monarchs and was named the American Association All-Star at 2B, slashing .329/.436/.523 (109-for-339) with 10 HR and 60 RBI for the league champions ... led the team in OBP and ranked second on the team in AVG, BB (55) and SB (12)2017-2019: Spent three seasons in the Diamondbacks' system originally Arizona's 10th-round pick in 2017 ... reached as high as Double-A Jackson in 2018 and 2019 ... won league championships with Jackson and Visalia (A+) in 2019.	H 4 (2x) Last: 8/21/18 vs. Peoria R 4 6/26/18 @ Peoria HR 1 (13x) Last: 4/30/22 vs. Amarillo RBI 7 7/27/18 vs. Beloit BB 3 (2x) Last: 5/14/19 @ Mobile SB 1 (13x) Last: 8/31/19 vs. Jacksonville
7	BRHET BEWLEY INF/OF • R/R • 5'11" • 182 lbs • 1/30/1997 (25) 2018 MLB Draft – Round 32 (University of San Diego) Born: Temecula, California Resides: Winchester, California	<ul style="list-style-type: none">2022: Began the season on Injured List, activated by NW Arkansas on 5/3 ... went 2-for-5 in his first game of the season on 5/5 @ SPR, with a solo home run in the sixth inning, his second hit of the day ... went 3-for-3 with a double & two runs off the bench, 5/25 @ MID, tied single-game career high in hits.2021: Spent most of the season with NW Arkansas (AA), slashing .230/.284/.363 (47-for-204) across 56 games ... out of action for a month, on the Injured List between 8/10 and 9/5 ... appeared at 2nd base, (23 G), 3rd base (23 G), left field (5 G) and DH (5 G), also pitched one inning (7/25).2019: Spent the entire season with Lexington (A), playing in 60 games, while slashing .252/.356/.307 (51-for-202) with one HR and 17 RBI.	H 3 (5x) Last: 5/25/22 @ Midland R 3 8/25/19 @ Augusta HR 1 (9x) Last: 5/12/21 vs. Springfield RBI 4 7/20/21 @ Tulsa BB 3 (3x) Last: 9/1/19 @ Hickory SB 2 (2x) Last: 7/31/18 @ Pulaski
8	MAIKEL GARCIA INF/INF • R/R • 6'0" • 145 • 3/3/2000 (22) Signed 7/27/2016 as an International Free Agent Born/Resides: La Sabana, Venezuela	<ul style="list-style-type: none">Ranked by MLB Pipeline as the No. 20 Royals prospect ... Ranked by Baseball America as the No. 28 Royals prospect ... rated as having the "Best Infield Arm" among Royals' prospects in Baseball America's 2022 Best Tools survey.2022: Has reached base in 41 of 45 games, reaching base multiple times on 28 occasions ... 14-game hitting streak from 4/27 to 5/12: hit .397 with .970 OPS.2021: Split season between Columbia (A), and Quad Cities (A+), slashed .291/.380/.405 (120-for-480) between the two levels ... ranked third in the Royals' minor league system in average (.291) among qualified hitters and sixth in BABIP (.341) ... fifth in the system in hits (120), tied fourth in steals (35) ... added to KC 40-man roster on 11/19/21.	H 4 (3x) Last: 5/1/22 vs. Amarillo R 4 (2x) Last: 4/8/22 @ Springfield HR 1 (5x) Last: 9/8/21 vs. Peoria RBI 3 (4x) Last: 9/8/21 vs. Peoria BB 3 (5x) Last: 4/13/22 vs. Wichita SB 3 6/20/19 @ Bristol
9	JAKE MEANS INF/INF • R/R • 6'2" • 215 • 4/14/1996 (26) 2019 MLB Draft – Round 22 (Indiana State) Born/Resides: Olathe, Kansas	<ul style="list-style-type: none">2021: Spent the first month and a half of the season with Columbia (A) before a promotion to Quad Cities (A+) on 6/15, where he finished out the season ... combined to slash .222/.343/.429 (76-for-343) over 97 games, with 16 home runs and 52 runs batted in ... assigned to the Surprise Saguaros of the Arizona Fall League after the MiLB season ... across 19 games, slashed .171/.244/.271 (12-for-70) with four doubles.2019: Assigned to Burlington (R) and played in 60 games for the Royals, slashing .267/.410/.400 (56-for-210) with 17 extra-base hits (five home runs) and 29 runs batted in.MISC: Younger brother of Baltimore starting pitcher John Means ... attended Gardner Edgerton HS, same high school as Bubba Starling ... college teammates with Clay Dungan	H 4 8/6/19 @ Greenville R 4 7/9/21 @ Wisconsin HR 1 (21x) Last: 9/18/21 vs. South Bend RBI 4 (2x) Last: 6/18/21 vs. Wisconsin BB 3 (3x) Last: 7/9/21 @ Wisconsin
11	LOGAN PORTER CATCHER • R/R • 6'0" • 200 • 7/12/1995 (26) Signed 6/21/2018 as a Non-Drafted Free Agent Born: Phoenix, Arizona • Resides: Surprise, Arizona	<ul style="list-style-type: none">2022: Has reached in 29 of 32 games ... team-best 1.041 OPS in May ... Royals system leader in OBP (.456), 2nd in AVG (.327) and OPS (.956), 4th in SLG (.500).2021: Spent the season with Quad Cities (A+) and slashed .241/.368/.451 (62-for-257) in 77 games ... named a High-A Central post-season All-Star at catcher ... hit a walk-off homer in Game 4 of the High-A Central Championship Series on 9/25 to win 2-1 and force Game 5.2019: Spent the season with Burlington (R) and led the league in AVG (.352), OBP (.481), SLG (.648) and OPS (1.130), ranked tied for sixth in home runs (9).MISC: Grew up down the street from Surprise Stadium, was a dabbler for the AZL Royals the summer of 2011 while in high school, also caught bullpens for the team.	SB 1 (8x) Last: 4/8/22 @ Springfield H 4 8/6/19 @ Johnson City R 3 (4x) Last: 8/1/21 vs. South Bend HR 2 (5x) Last: 7/14/21 @ Beloit RBI 4 (2x) Last: 8/10/21 vs. Beloit BB 3 (3x) Last: 4/9/22 @ Springfield
12	TUCKER BRADLEY OUTFIELDER • L/L • 6'0" • 206 • 5/6/1998 (24) Signed 6/23/2020 as a Non-Drafted Free Agent Born/Resides: Chickamauga, Georgia	<ul style="list-style-type: none">2022: Two of three home runs this season have been GRAND SLAMS, 4/23 @ Frisco and 5/12 vs. Wichita, both in 5th inning, first two of his pro career.2021: Began his professional career splitting the year between Columbia (A) and Quad Cities (A+) and combined to slash .285/.380/.427 (94-for-330) with 30 extra-base hits and 45 runs batted in ... his .380 OBP ranked fourth among qualified Royals Minor Leaguers, while a .285 average and .807 OPS ranked eighth.2017-2020: Played collegiately at the University of Georgia, where he slashed .317/.384/.412 (143-for-451) in 125 games with 14 doubles, nine home runs and 62 RBI ... lists his favorite college memory as playing at Baum-Walker Stadium his freshman season.	SB 1 (8x) Last: 4/8/22 @ Springfield H 3 (11x) Last: 5/26/22 @ Midland R 3 (3x) Last: 8/17/21 @ South Bend HR 2 8/10/21 vs. Beloit RBI 5 6/24/21 @ Beloit BB 3 8/27/21 vs. Wisconsin
13	NICK LOFTIN OUTFIELDER • R/R • 6'1" • 180 • 9/25/1998 (23) 2020 MLB Draft - CBA Round (32nd Overall) Born/Resides: Corpus Christi, Texas	<ul style="list-style-type: none">Ranked by MLB Pipeline as the No. 5 Royals prospect ... Ranked by Baseball America as the No. 12 Royals prospect ... rated as having the "Best Strike-Zone Discipline" among Royals' prospects in Baseball America's 2021 AND 2022 Best Tools surveys.2022: Second on team with 17 multi-hit games and tied for team lead with nine multi-run games ... has reached in 32 of 40 games, hits in 27 of 40 games.2021: Spent his first pro season with Quad Cities (A+) and slashed .289/.374/.464 (103-for-356) across 90 games, named an MiLB.com Organization All-Star at third base ... won the High-A East Central batting title with a .289 average ... hit for the cycle on 8/1, going 5-for-6 at the plate with a walk-off homer in the ninth to complete the cycle.	SB 2 4/12/22 vs. Wichita H 4 5/3/19 vs. Lakeland R 3 (4x) Last: 5/27/22 @ Midland HR 1 (21x) Last: 5/24/22 @ Midland RBI 4 (3x) Last: 5/21/22 @ Arkansas BB 3 (2x) Last: 6/17/19 vs. Harrisburg
16	ROBBIE GLENDINNING INF/INF • R/R • 6'2" • 198 • 10/6/1995 (26) Signed 2/22/2022 as a Minor League Free Agent Born: Perth, Western Australia • Resides: Kansas City, MO	<ul style="list-style-type: none">2022: Reached base in first 15 games of the season, April 8-29, longest streak on team this season ... has reached base in 35 of 40 games this season.2021: Did not play, missing the entire year after undergoing Tommy John surgery ... tore his UCL while playing catch in February 2021.2017-2019: Drafted by Pittsburgh in the 21st Round in 2017 and spent three seasons in the Pirates organization, slashing .274/.361/.417 (174-for-636) across 189 games, reaching as high as Double-A Altoona in 2019 ... named a Florida State League Mid-season All-Star in 2019.COLLEGE: Transferred to the University of Missouri in 2017 after two years at Northern Iowa Community College.	SB 2 6/3/19 @ Daytona H 3 (15x) Last: 5/28/22 @ Midland R 3 (4x) Last: 5/28/22 @ Midland HR 2 (8x) Last: 9/18/21 vs. Springfield RBI 5 7/23/17 vs. Bristol
25	SEULY MATIAS OUTFIELDER • R/R • 6'3" • 225 • 9/4/1998 (23) Signed 7/4/2015 as an International Free Agent Born/Resides: La Isabela, Dominican Republic	<ul style="list-style-type: none">Ranked by Baseball America as the pre-season No. 31 Royals prospect ... rated as having the "Best Outfield" among Royals' prospects in Baseball America's Best Tools surveys for five straight years, 2018 to 2022.2021: Split the season between Quad Cities (A+) and Northwest Arkansas (AA), with a rehab appearance for the ACL Royals Gold, playing in 64 total games with a .213/.309/.511 (50-for-235) slash line ... after the MiLB season, assigned to the Surprise Saguaros of the Arizona Fall League and slashed .188/.287/.425 (15-for-80) but tied for the team lead both with six home runs and 20 runs batted in .	BB 3 5/4/22 @ Springfield SB 1 (17x) Last: 8/28/21 vs. Springfield H 5 6/26/21 @ Beloit R 4 (2x) Last: 7/9/21 @ Wisconsin HR 3 7/14/21 @ Beloit
26	MICHAEL MASSEY INF/INF • L/R • 6'0" • 190 • 3/22/1998 (24) 2019 MLB Draft – Round 4 (University of Illinois) Born: Palos Park, Illinois • Resides: Champaign, Illinois	<ul style="list-style-type: none">Ranked by MLB Pipeline as the No. 21 Royals prospect ... Ranked by Baseball America as the No. 15 Royals prospect2022: Named Texas League Player of the Week for the week of April 25-May 1, hit .417 with 1.225 OPS ... homered in three straight games, April 22-24 @ FRI ... had two or more hits in five straight games last week and seven of his last nine games played.2021: Spent the entire season with Quad Cities (A+) and slashed .289/.351/.531 (112-for-388) in 99 games ... won the Minor League Gold Glove at second base, with a .989 fielding percentage in 284 total chances, which led ALL MiLB second basemen ... also named an MiLB.com organization All-Star and High-A Central Postseason All-Star ... reached base in 80 of 90 games played for the River Bandits.	RBI 5 (2x) Last: 8/19/21 @ South Bend BB 3 5/8/22 @ Springfield SB 1 (23x) Last: 5/31/22 vs. Corpus Christi H 4 7/29/21 vs. South Bend
44	GAVIN STUPIENSKI C/1B • L/R • 6'1" • 220 • 3/12/1994 (28) Signed 5/5/2021 as a Minor League Free Agent Born: Princeton, N.J. • Resides: Wilmington, N.C.	<ul style="list-style-type: none">2021: Took one at-bat for the Naturals on 5/21 in Springfield and played two innings in left field, before being assigned to Quad Cities (A+) on 5/25 ... played in 38 games for the River Bandits, making 24 starts at first and slashing .264/.376/.482 (29-for-110) ... after hitting a solo home run in the fourth inning on 9/9 vs. Peoria, pitched the 11th inning and took the loss in an 8-5 defeat.2018-2020: Played 104 games of Indy Ball for four teams across four different leagues, slashed a collective .273/.368/.349 (76-for-278).2016-2017: Drafted in the 12th round of the 2016 draft by Arizona, spent two years in the D-backs system, hit .306 (46-for-150) over 47 games.	R 3 (2x) Last: 8/28/21 vs. Wisconsin HR 2 8/19/21 @ South Bend RBI 4 9/8/21 vs. Peoria BB 2 (5x) Last: 9/8/21 vs. Peoria SB 1 (2x) Last: 8/20/16 @ AZL Cubs



SO NICE, THEY DID IT TWICE (OR MORE)	MULTI-HIT GAMES					MULTI-RUN GAMES					MULTI-RBI GAMES					MULTI-BB GAMES					MULTI-K GAMES					MULTI-SB GAMES				
	2	3	4	5+	T	2	3	4	5+	T	2	3	4	5+	T	2	3	4	5+	T	2	3	4	5+	T	2	3	4	5+	T
2 Bates, Parker	-	-	-	-	-	-	-	-	-	-	-	-	-	-	-	-	-	-	-	-	1	-	-	-	-	1	-	-	-	-
7 Bewley, Brhet	2	1	-	-	3	1	-	-	-	1	-	-	-	-	-	-	-	-	-	-	1	2	-	-	3	-	-	-	-	-
12 Bradley, Tucker	8	2	-	-	10	7	-	-	-	7	1	1	2	-	4	1	-	-	-	1	1	-	-	-	1	2	-	-	-	2
Cropley, Tyler	-	-	-	-	-	-	-	-	-	-	-	-	-	-	-	-	-	-	-	-	-	-	-	-	-	-	-	-	-	-
Eaton, Nate	5	4	-	-	9	1	2	-	-	3	4	-	-	-	4	2	-	-	-	2	8	-	-	-	8	1	-	-	-	1
8 Garcia, Maikel	12	2	1	-	15	8	1	1	-	10	2	-	-	-	2	6	1	-	-	7	6	1	1	-	8	2	-	-	-	2
16 Glendinning, Robbie	11	-	-	-	11	3	3	-	-	6	7	3	1	-	11	4	-	-	-	4	9	6	-	-	15	-	-	-	-	-
4 Grotjohn, Ryan	1	-	-	-	1	-	-	-	-	-	1	-	-	-	1	1	-	-	-	1	2	3	-	-	5	-	-	-	-	-
13 Loftin, Nick	12	5	-	-	17	6	3	-	-	9	6	-	-	1	7	2	-	-	-	2	3	-	-	-	3	1	-	-	-	1
26 Massey, Michael	8	11	-	-	19	7	-	-	-	7	4	2	3	-	9	1	1	-	-	2	6	1	-	-	7	-	-	-	-	-
25 Matias, Seuly	6	4	-	-	10	1	2	-	-	3	5	4	-	-	9	2	1	-	-	3	14	4	1	-	19	-	-	-	-	-
9 Means, Jake	7	-	-	-	7	3	-	-	-	3	4	1	-	-	5	2	-	-	-	2	8	3	-	-	11	-	-	-	-	-
11 Porter, Logan	11	2	-	-	13	4	-	-	-	4	3	-	-	-	3	4	1	-	-	5	6	-	-	-	6	-	-	-	-	-
Rave, John	8	1	-	-	9	2	-	-	-	2	5	3	-	-	8	3	2	-	-	5	8	-	-	-	8	1	-	-	-	1
3 Rivero, Sebastian	4	1	-	-	5	1	1	-	-	2	2	1	-	-	3	3	-	-	-	3	3	1	-	-	4	-	-	-	-	-
44 Stupiensi, Gavin	1	-	-	-	1	-	-	-	-	-	1	-	-	-	1	-	-	-	-	-	2	-	-	-	2	-	-	-	-	-
	96	33	1	0	130	44	12	1	0	57	45	15	6	1	67	31	6	0	0	37	78	21	2	0	101	8	0	0	0	8

HITTING STREAKS

ON-BASE STREAKS

PLAYER	CURRENT	LONGEST	DATES/RESULTS								CURRENT	LONGEST	START	END	DATES/RESULTS							
			START	END	AVG	2B	3B	HR	RBI	OPS					START	END	AVG	2B	HR	BB	HBP	OBP
2 Bates, Parker	-	-	-	-	-	-	-	-	-	-	2	-	-	-	-	-	-	-	-	-	-	-
7 Bewley, Brhet	-	4	5/25	5/28	.368 (7-19)	2	0	0	1	.874	-	4	5/25	5/28	.368 (7-19)	2	0	1	0	.400	-	-
12 Bradley, Tucker	-	6 (3x)	5/19	5/26	.526 (10-19)	1	1	1	6	1.451	3	8	5/19	5/28	.444 (12-27)	2	2	5	0	.531	-	-
7 Garcia, Maikel	-	14	4/27	5/12	.397 (23-58)	6	0	0	6	.970	5	14	4/27	5/12	.397 (23-58)	6	0	8	0	.470	-	-
16 Glendinning, Robbie	3	6	4/22	4/29	.391 (9-23)	4	0	1	6	1.158	11	15	4/8	4/29	.300 (15-50)	5	2	13	1	.453	-	-
4 Grotjohn, Ryan	-	-	-	-	(-)	-	-	-	-	-	2	2 (3x)	5/31	6/1	.143 (1-7)	0	0	1	0	.222	-	-
13 Loftin, Nick	4	6	5/4	5/10	.480 (12-24)	4	1	1	6	1.321	4	7	4/16	4/24	.259 (7-27)	0	2	7	0	.412	-	-
26 Massey, Michael	-	7	5/21	5/28	.469 (15-32)	4	0	2	13	1.295	-	10	5/20	5/31	.439 (18-41)	4	2	7	0	.500	-	-
25 Matias, Seuly	-	5	5/25	5/31	.421 (8-19)	2	1	3	8	1.560	-	6 (2x)	5/24	5/31	.364 (8-22)	2	3	3	0	.423	-	-
9 Means, Jake	-	5	5/27	6/1	.444 (8-18)	4	0	1	3	1.398	-	5	5/27	6/1	.444 (8-18)	4	1	5	0	.565	-	-
11 Porter, Logan	-	5	5/8	5/14	.500 (10-20)	1	0	3	4	1.545	2	13	5/8	5/28	.408 (20-49)	4	3	8	2	.508	-	-
3 Rivero, Sebastian	-	5	4/20	4/27	.333 (8-24)	3	0	2	6	1.028	-	9	4/20	5/4	.342 (13-38)	5	3	2	1	.381	-	-
44 Stupiensi, Gavin	2	2	5/29	6/2	.333 (2-6)	1	0	0	2	.929	4	4	5/22	6/2	.286 (4-14)	2	0	1	1	.375	-	-

BOLD indicates longest streak in 2022 among active players

Italics indicates longest personal streak is active

PITCHES/PLATE APPEARANCE & PLATE APPEARANCE DEPTH

PLAYER	AVG. P/PA	TOTAL PA	TOTAL P	LONGEST PA (#)	DATE	INN.	PITCHER	RESULT
2 Bates, Parker	5.25	4	21	9	June 2	▼ 8	Derek West (CC)	Strikeout Looking
7 Bewley, Brhet	3.84	50	192	7 (4x)	June 2	▼ 4	Jaime Melendez (CC)	Strikeout Swinging
12 Bradley, Tucker	3.64	149	542	7 (11x)	June 2	▼ 6	Jojanse Torres (CC)	Strikeout Swinging
Cropley, Tyler	3.67	9	33	6	April 15	▼ 5	Simeon Woods Richardson (WCH)	Groundout (5-3)
Eaton, Nate	3.79	159	602	8 (2x)	May 22	▲ 6	Peyton Alford (ARK)	Strikeout Swinging
7 Garcia, Maikel	3.84	215	826	9	May 3	▲ 9	Michael Brettell (SPR)	Strikeout Swinging
16 Glendinning, Robbie	4.25	177	753	11	May 18	▲ 5	Taylor Dollard (ARK)	Groundout (6-3)
4 Grotjohn, Ryan	4.38	39	171	9 (2x)	May 26	▲ 5	Jack Cushing (MID)	Walk
13 Loftin, Nick	3.43	194	666	9	May 28	▲ 3	Colin Peluse (MID)	Lineout (L7)
26 Massey, Michael	3.72	210	782	10 (3x)	May 12	▼ 6	Louie Varland (WCH)	Home Run (Solo)
25 Matias, Seuly	3.82	167	638	12	June 2	▼ 5	Chandler Casey (CC)	Walk
9 Means, Jake	3.86	140	540	9 (2x)	May 27	▲ 7	Michael Danielak (MID)	Walk
11 Porter, Logan	4.02	136	547	9 (3x)	May 25	▲ 9	Wandisson Charles (MID)	Walk
Rave, John	4.25	149	633	8	April 16	▼ 7	Steven Cruz (WCH)	Walk
3 Rivero, Sebastian	3.75	83	311	11	April 22	▲ 9	Lucas Jacobsen (FRI)	Flyout (F9)
44 Stupiensi, Gavin	3.48	25	87	7	June 2	▼ 4	Jaime Melendez (CC)	Walk
	3.85	1,906	7,344					

PINCH HITTING LOG

DATE	INNING	PINCH HITTER	HITTING FOR	RESULT
4/15/2022 vs. Wichita	▼ 9	John Rave	Tyler Cropley	Groundout (3-1)
4/16/2022 vs. Wichita	▼ 8	Maikel Garcia	Ryan Grotjohn	Lineout (L7)
4/17/2022 vs. Wichita	▼ 6	Sebastian Rivero	Tyler Cropley	Single
4/19/2022 @ Frisco	▲ 9	Tucker Bradley	Jake Means	Strikeout Looking
4/21/2022 @ Frisco	▲ 9	Ryan Grotjohn	Logan Porter	Strikeout Swinging
4/21/2022 @ Frisco	▲ 9	Gavin Stupiensi	Jake Means	Flyout (F9)
4/22/2022 @ Frisco	▲ 9	Ryan Grotjohn	Michael Massey	Strikeout Swinging
4/26/2022 vs. Amarillo	▼ 8	Tucker Bradley	Jake Means	Flyout (F8)
4/27/2022 vs. Amarillo	▼ 8	Gavin Stupiensi	Logan Porter	Strikeout Swinging
4/30/2022 vs. Amarillo	▼ 9	Robbie Glendinning	Ryan Grotjohn	Strikeout Swinging
5/18/2022 @ Arkansas	▲ 9	Tucker Bradley	Jake Means	RBI Groundout (3U)
5/19/2022 @ Arkansas	▲ 9	Ryan Grotjohn	Logan Porter	Flyout (F7)
5/29/2022 @ Midland	▲ 9	Logan Porter	Gavin Stupiensi	Strikeout Swinging

Naturals Pinch Hitters: 1-for-13

Most-Used Pinch Hitter:

Tucker Bradley & Ryan Grotjohn (3x)

Most Frequently Pinch-Hit For

Jake Means (4x)

NATURALS 10-PITCH AT-BAT LOG (8)

DATE	INNING	PITCHES	BATTER	PITCHER	RESULT
April 10 @ Springfield	▲ 7	10	Michael Massey	Sean Kealey	Walk
April 16 vs. Wichita	▼ 7	12	John Rave	Steven Cruz	Walk
April 22 @ Frisco	▲ 9	11	Sebastian Rivero	Lucas Jacobsen	Flyout (F9)
April 22 @ Frisco	▲ 7	10	Michael Massey	Nick Staff	Walk
May 13 vs. Wichita	▼ 6	10	Michael Massey	Louie Varland	HOME RUN
May 17 @ Arkansas	▲ 5	10	John Rave	Peyton Alford	Walk
May 18 @ Arkansas	▲ 5	11	Robbie Glendinning	Taylor Dollard	Groundout (5-3)
June 2 vs. Corpus Christi	▼ 5	12	Seuly Matias	Chandler Casey	Walk

AUTOMATIC STRIKES CALLED ON NATURALS HITTERS (2)

DATE	INNING	UMPIRE	HITTER	COUNT AT CALL	BATTER RESULT (COUNT)
4/15/2022 vs. Wichita	▼ 1	Isaias Barba	Maikel Garcia	0-0	Strikeout (2-2)
4/21/2022 @ Frisco	▲ 9	Benjamin Engstrand	Gavin Stupiensi	1-0	Flyout, F9 (1-1)



HR #	PLAYER (SEASON NO.)	GM # – DATE	OPPONENT	DIRECTION	ON BASE	INNING	OUTS	COUNT	SCORE	FINAL
1	Jake Means (1)	3 – 4/10/2022	@ Springfield	RCF	1	2	2	1-1	2-3	L, 10-5
2	John Rave (1)	10 – 4/19/2022	@ Frisco	RF	1	3	1	2-2	2-0	L, 4-3
3	Robbie Glendinning (1)	11 – 4/20/2022	@ Frisco	LCF	0	2	2	3-1	1-0	W, 7-2
4	Nick Loftin (1)	11 – 4/20/2022	@ Frisco	LCF	1	3	1	0-0	3-1	W, 7-2
5	Seuly Matias (1)	11 – 4/20/2022	@ Frisco	LF	1	5	1	1-1	5-2	W, 7-2
6	John Rave (2)	12 – 4/21/2022	@ Frisco	LCF	0	2	1	2-1	1-0	L, 12-2
7	Seuly Matias (2)	12 – 4/21/2022	@ Frisco	LCF	0	4	0	0-2	2-7	L, 12-2
8	Michael Massey (1)	13 – 4/22/2022	@ Frisco	LCF	1	1	1	1-1	2-0	W, 11-2
9	Nick Loftin (1)	13 – 4/22/2022	@ Frisco	LCF	3	2	2	0-0	6-0	W, 11-2
10	Tucker Bradley (1)	14 – 4/23/2022	@ Frisco	LCF	3	5	1	2-1	9-0	W, 12-4
11	Michael Massey (2)	14 – 4/23/2022	@ Frisco	CF	0	8	1	0-2	11-3	W, 12-4
12	Nate Eaton (1)	14 – 4/23/2022	@ Frisco	LCF	0	9	0	3-2	12-3	W, 12-4
13	Michael Massey (3)	15 – 4/24/2022	@ Frisco	RCF	0	4	0	1-0	1-2	W, 4-3
14	Robbie Glendinning (2)	16 – 4/26/2022	vs. Amarillo	LCF	2	11	2	1-1	5-6	L, 6-5
15	Seuly Matias (3)	17 – 4/27/2022	vs. Amarillo	LF	0	2	0	0-0	2-2	W, 12-6
16	Sebastian Rivero (1)	17 – 4/27/2022	vs. Amarillo	LF	0	4	0	0-1	3-3	W, 12-6
17	Sebastian Rivero (2)	17 – 4/27/2022	vs. Amarillo	LF	1	6	2	0-0	12-5	W, 12-6
18	Jake Means (2)	18 – 4/28/2022	vs. Amarillo	LF	0	3	0	0-1	1-0	L, 9-5
19	Nate Eaton (2)	19 – 4/29/2022	vs. Amarillo	LF	0	2	0	1-0	1-0	W, 8-7
20	Sebastian Rivero (3)	20 – 4/30/2022	vs. Amarillo	RCF	0	2	2	1-1	1-2	L, 7-5
21	Ryan Grotjohn (1)	20 – 4/30/2022	vs. Amarillo	RCF	1	2	2	3-2	3-2	L, 7-5
22	Michael Massey (4)	20 – 4/30/2022	vs. Amarillo	RCF	1	3	1	1-2	5-2	L, 7-5
23	Logan Porter (1)	21 – 5/1/2022	vs. Amarillo	LF	1	2	1	0-1	3-1	W, 9-5
24	Robbie Glendinning (3)	21 – 5/1/2022	vs. Amarillo	LF	1	3	2	0-0	5-2	W, 9-5
25	Michael Massey (5)	21 – 5/1/2022	vs. Amarillo	RF	2	7	0	1-2	8-2	W, 9-5
26	Robbie Glendinning (4)	23 – 5/4/2022	@ Springfield	LF	1	5	0	1-0	7-1	W, 13-3
27	Seuly Matias (4)	24 – 5/5/2022	@ Springfield	LCF	0	5	1	1-1	2-4	W, 9-6
28	Brhet Bewley (1)	24 – 5/5/2022	@ Springfield	LCF	0	6	0	1-0	3-5	W, 9-6
29	Tucker Bradley (2)	24 – 5/5/2022	@ Springfield	RF	0	6	0	2-2	4-5	W, 9-6
30	Nick Loftin (3)	24 – 5/5/2022	@ Springfield	LCF	1	7	1	1-1	9-5	W, 9-6
31	Nate Eaton (3)	27 – 5/8/2022	@ Springfield	LCF	0	2	0	1-0	1-0	W, 9-5
32	Logan Porter (2)	27 – 5/8/2022	@ Springfield	LF	0	5	0	2-0	2-0	W, 9-5
33	Seuly Matias (5)	28 – 5/10/2022	vs. Wichita	LCF	2	3	2	0-1	4-0	W, 7-4
34	Robbie Glendinning (5)	28 – 5/10/2022	vs. Wichita	LF	0	8	1	0-2	7-4	W, 7-4
35	Logan Porter (3)	29 – 5/11/2022	vs. Wichita	LCF	0	7	0	3-1	1-3	L, 4-3
36	Michael Massey (6)	30 – 5/12/2022	vs. Wichita	LF	0	6	0	3-2	4-4	L, 10-4
37	Tucker Bradley (3)	31 – 5/13/2022	vs. Wichita	RCF	3	5	0	0-0	4-0	W, 7-0
38	Nick Loftin (4)	31 – 5/13/2022	vs. Wichita	LF	1	7	2	3-1	7-0	W, 7-0
39	Logan Porter (4)	32 – 5/14/2022	vs. Wichita	RCF	0	2	2	2-2	1-4	L, 7-6
40	Michael Massey (7)	37 – 5/21/2022	@ Arkansas	RF	2	3	1	0-0	4-4	W, 11-4
41	John Rave (3)	38 – 5/22/2022	@ Arkansas	RF	2	3	2	1-1	5-0	W, 10-5
42	Tucker Bradley (4)	38 – 5/22/2022	@ Arkansas	RCF	2	5	2	1-1	10-1	W, 10-5
43	Robbie Glendinning (6)	39 – 5/24/2022	@ Midland	RF	1	1	2	0-1	2-0	W, 8-5
44	Michael Massey (8)	39 – 5/24/2022	@ Midland	RCF	3	7	2	1-2	7-3	W, 8-5
45	Seuly Matias (6)	40 – 5/25/2022	@ Midland	LF	0	2	1	2-2	2-0	W, 11-3
46	Nate Eaton (4)	40 – 5/25/2022	@ Midland	LF	0	5	1	2-0	6-1	W, 11-3
47	Nick Loftin (5)	42 – 5/27/2022	@ Midland	LCF	0	3	2	1-0	7-1	W, 14-6
48	Seuly Matias (7)	43 – 5/28/2022	@ Midland	LF	0	6	0	0-1	5-5	W, 9-7
49	Tucker Bradley (5)	43 – 5/28/2022	@ Midland	CF	0	8	2	0-1	6-7	W, 9-7
50	Jake Means (3)	44 – 5/29/2022	@ Midland	LCF	0	8	0	0-0	1-3	L, 3-1
51	Seuly Matias (9)	45 – 5/31/2022	vs. Corpus Christi	LF	0	7	0	3-2	7-8	L, 8-7

HOME RUN BREAKDOWN

Player	2022 Total					OUTS			RUNNERS ON				DIRECTION					LAST				
		HOME	ROAD	RHP	LHP	0	1	2	SOLO	2-RUN	3-RUN	GRAND SLAM	LF	LCF	CF	RCF	RF	DATE	OPP	KIND	INN	PASINCE
Seuly Matias	8	3	5	7	1	4	3	1	6	1	1	-	5	3	-	-	-	May 31	vs. Corpus Christi	Solo	▼ 7	9
Michael Massey	8	3	5	6	2	3	4	1	3	2	2	1	1	1	1	3	2	May 24	@ Midland	Grand Slam	▲ 7	40
Robbie Glendinning	6	3	3	4	2	1	1	4	2	3	1	-	3	2	-	-	1	May 24	@ Midland	2-Run	▲ 1	33
Tucker Bradley	5	1	4	5	-	2	1	2	2	-	1	2	-	1	1	2	1	May 28	@ Midland	Solo	▲ 8	17
Nick Loftin	5	1	4	3	2	-	2	3	1	3	-	1	1	4	-	-	-	May 27	@ Midland	Solo	▲ 3	17
Nate Eaton	4	1	3	4	-	2	2	-	4	-	-	-	2	2	-	-	-	May 25	@ Midland	Solo	▲ 5	2
Logan Porter	4	3	1	3	1	2	1	1	3	1	-	-	2	1	-	1	-	May 14	vs. Wichita	Solo	▼ 2	51
Jake Means	3	1	2	3	-	2	-	1	2	1	-	-	1	1	-	1	-	May 29	@ Midland	Solo	▲ 8	13
John Rave	3	-	3	3	-	-	2	1	1	1	1	-	-	1	-	-	2	May 22	@ Arkansas	3-Run	▲ 3	7
Sebastian Rivero	3	3	-	3	-	1	-	2	2	1	-	-	2	-	-	1	-	April 30	vs. Amarillo	Solo	▼ 3	20
Brhett Bewley	1	-	1	1	-	1	-	-	1	-	-	-	-	1	-	-	-	May 05	@ Springfield	Solo	▲ 6	46
Ryan Grotjohn	1	1	-	1	-	-	-	1	-	1	-	-	-	-	-	1	-	April 30	vs. Amarillo	2-Run	▼ 2	25
	51	20	31	43	8	18	16	17	27	14	6	4	17	17	2	9	6					

INNING DISTRIBUTION

1st Inning	2nd Inning	3rd Inning	4th Inning	5th Inning	6th Inning	7th Inning	8th Inning	9th Inning	10th Inning	11th Inning
2	12	9	3	8	5	6	4	1	0	1

NOTABLE NATURALS HOME RUNS

BACK-TO-BACK HOMERS (1)		2-HOMER GAMES (1)		3-HOMER GAMES (0)		GRAND SLAMS (4)	
PLAYERS	DATE/OPPONENT (INN.)	PLAYER (CAREER NO.)	DATE/OPPONENT	PLAYER (CAREER NO.)	DATE/OPPONENT	PLAYER (CAREER NO.)	DATE/OPPONENT (INN.)
Brhet Bewley & Tucker Bradley	5/5 @ Springfield (6th)	Sebastian Rivero (1st)	4/27 vs. Amarillo			Nick Loftin (2nd)	4/22 @ Frisco (2nd)
						Tucker Bradley (1st)	4/23 @ Frisco (5th)
						Tucker Bradley (2nd)	5/13 vs. Wichita (5th)
						Michael Massey (2nd)	5/24 @ Midland (7th)

LEADOFF HOMERS (0)		INSIDE-THE PARK HOMERS (0)		PINCH-HIT HOMERS (0)		WALK-OFF HOMERS (0)	
PLAYER (CAREER NO.)	DATE/OPPONENT	PLAYER (CAREER NO.)	DATE/OPPONENT (INN.)	PLAYER (CAREER NO.)	DATE/OPPONENT (INN.)	PLAYER (CAREER NO.)	DATE/OPPONENT

HOME RUN SITUATION	# OF	DATE OF LAST	BATTER ('22 HR #)	PITCHER	COUNT	RUNNERS ON	OUTS	INNING	SCORE @ HR	FINAL
GO-AHEAD HOME RUN	14	May 24 @ Midland	Michael Massey (8)	Chester Pimentel	1-2	3	2	▲ 7	7-3	W, 8-5
GAME-TYING HOME RUN	5	May 28 @ Midland	Seuly Matias (7)	Colin Peluse	0-1	0	0	▲ 6	5-5	W, 11-4 (8)

NOTABLE OPPOSING HOME RUNS

BACK-TO-BACK HOMERS (2)		2-HOMER GAMES (2)		3-HOMER GAMES (0)		GRAND SLAMS (1)	
PLAYERS	DATE/OPPONENT (INN.)	PLAYER (CAREER NO.)	DATE/OPPONENT	PLAYER (CAREER NO.)	DATE/OPPONENT	PLAYER	DATE/OPPONENT (INN.)
Leandro Cedeño & Jorge Barrosa	5/1 vs. Amarillo (8th)	Dio Arias (1st)	4/21 @ Frisco			Justin Foscue	4/21 @ Frisco (3rd)
Alex Isola & Andrew Bechtold	5/10 vs. Wichita (4th)	Leandro Cedeño (4th)	4/30 vs. Amarillo				

LEADOFF HOMERS (1)		INSIDE-THE PARK HOMERS (0)		PINCH-HIT HOMERS (0)		WALK-OFF HOMERS (0)	
PLAYER	DATE/OPPONENT	PLAYER	DATE/OPPONENT (INN.)	PLAYER	DATE/OPPONENT (INN.)	PLAYER	DATE/OPPONENT
Jonathan Ornelas	4/24@ Frisco						



AFTER-INNING RECORDS

	LEADING	TRAILING	TIED
AFTER 1 INNING	8-4	3-10	10-11
AFTER 2 INNINGS	9-5	4-11	9-8
AFTER 3 INNINGS	13-6	4-13	5-5
AFTER 4 INNINGS	14-6	4-13	4-5
AFTER 5 INNINGS	18-5	4-16	0-3
AFTER 6 INNINGS	19-5	2-15	1-4
AFTER 7 INNINGS	20-2	1-19	1-3
AFTER 8 INNINGS	20-0	1-20	1-4

NATURALS BIG INNINGS

DATE	INNING	RUNS
1. 4/12 vs. Wichita	1st Inning	8
2. 4/27 vs. Amarillo	4th Inning	7
3. 5/27 @Midland	2nd Inning	6
5/4 @ Springfield	9th Inning	6
5. 5/24 @ Midland	7th Inning	5
5/5 @ Springfield	6th Inning	5
5/4 @ Springfield	3rd Inning	5
4/22 @ Frisco	3rd Inning	5
4/9 @ Springfield	8th Inning	5

SCORE BY INNINGS

	1	2	3	4	5	6	7	8	9	10	11+	TOTAL
Naturals	25	31	52	28	48	22	41	18	24	3	4	296
Opponents	29	30	38	16	30	30	37	27	9	4	5	255
Difference	-4	1	14	12	18	-8	4	-9	15	-1	-1	41

SCORE BY INNINGS v. CC

	1	2	3	4	5	6	7	8	9	10	11+	TOTAL
Naturals	3	0	4	2	3	1	4	0	0	0	0	17
Hooks	2	0	2	2	1	2	6	1	0	0	0	16
vs. CC Difference	1	0	2	0	2	-1	-2	-1	0	0	0	1

MULTI-RUN INNINGS

	2	3	4	5	6	7	8	9	10+	TOTAL
Naturals	26	19	13	5	2	1	1	-	-	67
Opponents	40	14	5	3	2	1	-	-	-	65

RECORD BY RUNS SCORED/ALLOWED

RUNS	0	1	2	3	4	5	6	7	8	9	10	11+
SCORED	0-1	0-6	0-3	0-2	2-2	0-6	0-2	3-1	5-0	4-0	1-0	8-1
ALLOWED	2-0	0-0	3-4	3-0	2-4	5-3	4-3	2-4	1-1	0-1	0-2	0-3

RECORD BY MARGIN OF VICTORY/DEFEAT

1 Run	2 Runs	3 Runs	4 Runs	5 Runs	6 Runs	7 Runs	8 Runs	9 Runs	10+ Runs
2-11	2-3	5-1	3-3	2-2	2-2	2-1	3-0	1-0	1-1

2022 WALK-OFF TRACKER

GAME #	DATE	OPPONENT	FINAL (INN.)	PLAYER	WINNING RUN	PITCHER	HOW	OUTS	COUNT
33	May 18	@ Arkansas	L, 7-5 (10)	Zach DeLoach	Jack Larsen	Walter Pennington	RBI single to right field	2	0-1
41	May 26	@ Midland	L, 2-1 (10)	Shane Selman	Logan Davidson	Zack Phillips	RBI single to right-center field	2	2-2

Bold Indicates Naturals Walk-off

2022 NATURALS EJECTIONS (1)

DATE	INNING	WHO	WHY	UMPIRE
June 2 vs. Corpus Christi	▼ 7	Robbie Glendinning (1B)	Arguing Balls/Strikes	Steven Rios Jr.

2022 NATURALS MONTH BY MONTH

HITTING

MONTH	AVG	G	AB	R	H	TB	2B	3B	HR	RBI	SB	CS	SO	BB	IBB	HBP	SAC	SF	GIDP	OBP	SLG	OPS
APRIL	.261	20	690	126	180	291	37	4	22	112	32	5	183	97	1	11	4	9	14	.357	.422	.779
MAY	.285	25	892	160	254	406	53	6	29	151	31	7	222	94	3	9	8	15	18	.353	.455	.808
JUNE	.254	2	63	10	16	21	5	0	0	8	4	0	19	11	0	0	0	1	4	.360	.333	.693
JULY																						
AUGUST																						
SEPTEMBER																						
TOTAL	.274	47	1645	296	450	718	95	10	51	271	67	12	424	202	4	20	12	25	36	.355	.436	.791

PITCHING

MONTH	ERA	W	L	G	SHO	SV	IP	H	R	ER	BB	SO	2B	3B	HR	WP	HBP	BK	GIDP	TBF	AVG	WHIP
APRIL	5.98	9	11	20	0	3	179.0	194	127	119	87	158	35	3	25	17	11	1	17	810	.276	1.57
MAY	4.43	13	12	25	2	3	219.1	197	120	108	123	249	52	6	25	9	12	1	16	963	.239	1.46
JUNE	4.00	1	1	2	0	0	18.0	13	8	8	15	16	2	1	2	1	0	1	3	79	.203	1.56
JULY																						
AUGUST																						
SEPTEMBER																						
TOTAL	5.08	23	24	47	2	6	416.1	404	255	235	225	423	89	10	52	27	23	3	36	1,852	.254	1.51



HOME/AWAY

Home Games.....	8-12
Away Games.....	15-12

MONTH

April.....	9-11
May.....	13-12
June.....	1-1
July.....	
August.....	
September.....	

OPPONENT

vs. Amarillo.....	3-3
vs. Arkansas.....	2-4
vs. Corpus Christi.....	1-2
vs. Frisco.....	4-2
vs. Midland.....	4-2
vs. San Antonio.....	
vs. Springfield.....	5-4
vs. Tulsa.....	
vs. Wichita.....	4-7

DAY OF THE WEEK

on Monday.....	
on Tuesday.....	3-5
on Wednesday.....	5-3
on Thursday.....	2-6
on Friday.....	5-3
on Saturday.....	4-4
on Sunday.....	4-3

PITCHING

vs. Left-Handed Starter.....	6-0
vs. Right-Handed Starter.....	17-24
WITH Left-Handed Starter.....	18-16
WITH Right-Handed Starter.....	5-8

SCORING

1-Run Games.....	2-11
2-Run Games.....	2-3
3-4-Run Games.....	8-4
5+-Run Games.....	11-6
Extra Innings.....	1-4
Shutouts.....	2-1
Doubleheaders.....	
Scoring 0-2 Runs.....	0-10
3-5 Runs.....	2-10
6-9 Runs.....	12-3
10+ Runs.....	9-1
Opponent 0-2 Runs.....	5-3
3-5 Runs.....	11-7
6-9 Runs.....	7-9
10+ Runs.....	0-5
Scored in 1st Inning.....	9-5
Opponent scored in 1st.....	5-10
Scores first.....	17-8
Opponent scores first.....	6-16

HITTING

Naturals 0-5 hits.....	0-8
6-9 hits.....	6-11
10+ hits.....	17-5
Opponent 0-5 hits.....	5-2
6-9 hits.....	11-8
10+ hits.....	7-14
Hit 0 home runs.....	5-13
1 home run.....	5-9
2 home runs.....	8-1
3+ home runs.....	5-1
Opponent hit 0 home runs.....	9-6
1 home run.....	7-9
2 home runs.....	6-6
3+ home runs.....	1-3
Out-hit opponent.....	21-6
Out-hit by opponent.....	1-16
Hits are tied.....	1-2
Leave 0-5 runners on base.....	5-4
6-9 on base.....	12-15
10+ on base.....	6-5

FIELDING

Made 0 errors.....	17-10
1 error.....	4-7
2+ errors.....	2-7
Opponent made 0 errors.....	5-10
1 error.....	10-6
2+ errors.....	8-7

TEAM HIGHS

LONGEST WIN STREAK.....	4 Games.....	May 21-22, 24-25
LONGEST LOSING STREAK.....	5 Games (2x).....	May 14, May 17-20
LONGEST HOME WINNING STREAK.....	2 Games (2x).....	Last: May 1, May 10
LONGEST HOME LOSING STREAK.....	5 Games.....	April 14-17, 26
LONGEST ROAD WINNING STREAK.....	4 Games.....	Last: May 21-22, 24-25
LONGEST ROAD LOSING STREAK.....	4 Games.....	May 17-20
LARGEST MARGIN OF VICTORY.....	10 Runs.....	May 4 @ Springfield, 13-3 W
LARGEST MARGIN OF DEFEAT.....	10 Runs.....	April 21 @ Frisco, 12-2 L
LONGEST GAME, INNINGS.....	11 Innings.....	April 26 vs. Amarillo, 6-5 L
LONGEST GAME, TIME.....	3:55.....	April 8 @ Springfield, 11-8 W
LONGEST 9-INNING GAME, TIME (PRE-PITCH CLOCK).....	3:55.....	April 8 @ Springfield, 11-8 W
LONGEST 9-INNING GAME, TIME (POST-PITCH CLOCK).....	3:03.....	May 27 @ Midland, 14-6 W
SHORTEST 9-INNING GAME, TIME.....	1:58.....	May 29 @ Midland, 3-1 L
SHORTEST GAME, TIME.....	1:58.....	May 29 @ Midland, 3-1 L
LARGEST COMEBACK WIN.....	4 Runs (4x).....	Last: After the 3rd inning, May 28 @ Midland, 9-7 W (10)
LARGEST MARGIN OF LEAD SURRENDERED (LOSS).....	5 Runs.....	After the top of the 5th inning, May 17 @ Arkansas, 7-6 L (10)
MOST ERRORS, TEAM.....	2 (9x).....	Last: May 31 vs. Corpus Christi, 8-7 L
MOST ERRORS, PLAYER.....	2, Seuly Matias.....	May 27 @ Midland, 14-6 W
LARGEST CROWD, HOME.....	5,857.....	April 30 vs. Amarillo, 7-5 L
SMALLEST CROWD, HOME.....	1,950.....	April 17 vs. Wichita, 5-1 L
LARGEST CROWD, ROAD.....	6,777.....	April 23 @ Frisco, 12-4 W
WARMEST FIRST PITCH.....	98°.....	May 28 @ Midland, 9-7 W (10)
COLDEST FIRST PITCH.....	42°.....	April 8 @ Springfield, 11-8 W

OFFENSIVE HIGHS

MOST RUNS SCORED, GAME.....	14.....	May 27 @ Midland, 14-6 W
MOST RUNS SCORED, INNING.....	8.....	1st inning, April 12 vs. Wichita, 8-6 W
MOST CONSECUTIVE INNINGS SCORED.....	7 (2x) *	Last: 1st through 7th Innings, May 25 @ Midland, 11-3 W
FEWEST HITS, GAME.....	2 (2x).....	Last: April 21 @ Frisco, 12-2 L
MOST HITS, GAME.....	17 (3x).....	May 27 @ Midland, 14-6 W
MOST DOUBLES, GAME.....	5 (3x).....	Last: May 27 @ Midland, 14-6 W
MOST TRIPLES, GAME.....	1 (10x).....	Last: May 28 @ Midland, 9-7 W (10)
MOST HOME RUNS, GAME.....	4.....	May 5 @ Springfield, 9-6 W
MOST RBI, GAME.....	13.....	May 4 @ Springfield, 13-3 W
MOST RUNNERS LOB, GAME.....	12 (2x).....	Last: May 27 @ Midland, 14-6 W
MOST TOTAL BASES, GAME.....	32.....	May 5 @ Springfield, 9-6 W
MOST WALKS, GAME.....	9 (3x).....	May 4 @ Springfield, 13-3 W
MOST STRIKEOUTS, GAME.....	15.....	April 14 vs. Wichita, 7-1 L
FEWEST STRIKEOUTS, GAME.....	3.....	May 8 @ Springfield, 9-5 W
MOST STOLEN BASES, GAME.....	5 (2x).....	Last: May 21 @ Arkansas, 11-4 W (8)
MOST HIT BY PITCHES.....	3.....	April 27 vs. Amarillo, 12-6 W

INDIVIDUAL OFFENSIVE HIGHS

MOST RUNS, GAME.....	4, Maikel Garcia ^	April 8 @ Springfield, 11-8 W
MOST HITS, GAME.....	4, Maikel Garcia.....	May 1 vs. Amarillo, 9-5 W
MOST DOUBLES, GAME.....	3, Nick Loftin ^	May 4 @ Springfield, 13-3 W
MOST TRIPLES, GAME.....	1 (10x).....	Last: Seuly Matias, May 28 @ Midland, 9-7 W (10)
MOST HOME RUNS, GAME.....	2, Sebastian Rivero.....	April 27 vs. Amarillo, 12-6 W
MOST RBI, GAME.....	5, Nick Loftin.....	April 22 @ Frisco, 11-2 W
MOST WALKS, GAME.....	3 (6x).....	Last: John Rave, May 17 @ Arkansas, 7-6 L (10)
MOST STRIKEOUTS, GAME.....	4 (2x).....	Last: Maikel Garcia, May 31 vs. Corpus Christi, 8-7 L
MOST STOLEN BASES, GAME.....	2 (8x).....	Last: Parker Bates, June 2 vs. Corpus Christi, 8-2 W
MOST HIT BY PITCHES, GAME.....	2, Nick Loftin.....	April 27 vs. Amarillo, 12-6 W

PITCHING HIGHS

MOST RUNS ALLOWED, GAME.....	14.....	April 9 @ Springfield, 14-11 L
MOST RUNS ALLOWED, INNING.....	7.....	3rd inning, April 21 @ Frisco, 12-2 L
FEWEST HITS ALLOWED, GAME.....	2.....	June 2 vs. Corpus Christi, 8-2 W
MOST HITS ALLOWED, GAME.....	16.....	April 16 vs. Wichita, 6-5 L (10)
FEWEST STRIKEOUTS, GAME.....	0 ^	April 10 @ Springfield, 10-5 L
MOST STRIKEOUTS, GAME.....	16 (2x).....	Last: May 12 vs. Wichita, 10-4 L
FEWEST WALKS ALLOWED, GAME.....	0.....	May 13 vs. Wichita, 7-0 W
MOST WALKS ALLOWED, GAME.....	13 ^	May 3 @ Springfield, 12-5 L
MOST HOME RUNS ALLOWED, GAME.....	3 (4x).....	Last: May 28 @ Midland, 9-7 W (10)

INDIVIDUAL PITCHING HIGHS

MOST RUNS ALLOWED, GAME.....	8, Zack Phillips.....	April 9 @ Springfield, 14-11 L
MOST EARNED RUNS ALLOWED, GAME.....	8, Zack Phillips.....	April 9 @ Springfield, 14-11 L
FEWEST HITS ALLOWED, GAME (STARTER).....	0, Anthony Veneziano (0.2 IP).....	April 9 @ Springfield, 14-11 L
MOST HITS ALLOWED, GAME.....	9, Alec Marsh.....	May 31 vs. Corpus Christi, 8-7 L
MOST HOME RUNS ALLOWED, GAME.....	3 (2x).....	Last: Anthony Veneziano, May 28 @ Midland, 9-7 W (10)
MOST STRIKEOUTS.....	10, Alec Marsh (2x).....	Last: May 25 @ Midland, 11-3 W
MOST CONSECUTIVE STRIKEOUTS.....	8, Alec Marsh (2nd to 4th Innings) *	May 19 @ Arkansas, 5-0 L
MOST WALKS ALLOWED, GAME.....	6, Marcelo Martinez.....	May 10 vs. Wichita, 7-4 W
MOST INNINGS PITCHED, STARTER.....	7.0, Drew Parrish (2x).....	Last: May 13 vs. Wichita, 7-0 W
MOST PITCHES THROWN, STARTER.....	100, Drew Parrish.....	May 20 @ Arkansas, 2-1 L
MOST INNINGS PITCHED, RELIEVER.....	4.2, Anthony Veneziano.....	May 14 vs. Wichita, 7-6 L
MOST PITCHES THROWN, RELIEVER.....	74, Dante Biasi.....	May 21 @ Arkansas, W, 11-4 (8)

^ Indicates All-Time Naturals Record Tied

* Indicates All-Time Naturals Record Set



17

vs



	OPPONENT	RESULT	1	2	3	4	5	6	7	8	9
4/8	@ Springfield	W, 11-8	Maikel Garcia	Nick Loftin	Michael Massey	Seuly Matias	Sebastian Rivero	Robbie Glendinning	Nate Eaton	Jake Means	John Rave
4/9	@ Springfield	L, 14-11	Maikel Garcia	Nick Loftin	Michael Massey	Seuly Matias	Sebastian Rivero	Robbie Glendinning	Nate Eaton	Logan Porter	John Rave
4/10	@ Springfield	L, 10-5	Maikel Garcia	John Rave	Michael Massey	Seuly Matias	Nate Eaton	Ryan Grotjohn	Jake Means	Tyler Cropley	Tucker Bradley
4/12	WICHITA	W, 8-6	Maikel Garcia	Nick Loftin	Michael Massey	Seuly Matias	Sebastian Rivero	John Rave	Nate Eaton	Jake Means	Tucker Bradley
4/13	WICHITA	W, 8-5	Maikel Garcia	Nick Loftin	Michael Massey	Seuly Matias	Sebastian Rivero	John Rave	Robbie Glendinning	Logan Porter	Tucker Bradley
4/14	WICHITA	L, 7-1	Maikel Garcia	Nick Loftin	John Rave	Jake Means	Sebastian Rivero	Nate Eaton	Robbie Glendinning	Logan Porter	Ryan Grotjohn
4/15	WICHITA	L, 4-2	Maikel Garcia	Nick Loftin	Michael Massey	Seuly Matias	Nate Eaton	Jake Means	Robbie Glendinning	Tyler Cropley	Tucker Bradley
4/16	WICHITA	L, 6-5 (10)	Nick Loftin	John Rave	Michael Massey	Jake Means	Sebastian Rivero	Nate Eaton	Ryan Grotjohn	Logan Porter	Tucker Bradley
4/17	WICHITA	L, 5-1	Maikel Garcia	John Rave	Michael Massey	Seuly Matias	Nate Eaton	Robbie Glendinning	Logan Porter	Tyler Cropley	Tucker Bradley
4/19	@ Frisco	L, 4-3	Maikel Garcia	Nick Loftin	Michael Massey	Seuly Matias	Sebastian Rivero	Nate Eaton	Robbie Glendinning	Jake Means	John Rave
4/20	@ Frisco	W, 7-2	Maikel Garcia	Nick Loftin	Michael Massey	Seuly Matias	Sebastian Rivero	Nate Eaton	Robbie Glendinning	Logan Porter	John Rave
4/21	@ Frisco	L, 12-2	Maikel Garcia	Nick Loftin	Michael Massey	Seuly Matias	John Rave	Robbie Glendinning	Logan Porter	Jake Means	Tucker Bradley
4/22	@ Frisco	W, 11-2	Maikel Garcia	Nick Loftin	Michael Massey	Seuly Matias	Nate Eaton	Sebastian Rivero	Robbie Glendinning	Logan Porter	Jake Means
4/23	@ Frisco	W, 12-4	Maikel Garcia	Nick Loftin	Michael Massey	Robbie Glendinning	John Rave	Sebastian Rivero	Nate Eaton	Jake Means	Tucker Bradley
4/24	@ Frisco	W, 4-3	Nick Loftin	John Rave	Michael Massey	Seuly Matias	Robbie Glendinning	Nate Eaton	Logan Porter	Jake Means	Tucker Bradley
4/26	AMARILLO	L, 6-5 (11)	Nick Loftin	Nick Loftin	Michael Massey	Seuly Matias	Sebastian Rivero	John Rave	Robbie Glendinning	Jake Means	Nate Eaton
4/27	AMARILLO	W, 12-6	Maikel Garcia	Nick Loftin	Michael Massey	Seuly Matias	John Rave	Sebastian Rivero	Nate Eaton	Logan Porter	Tucker Bradley
4/28	AMARILLO	L, 9-5	Maikel Garcia	Nick Loftin	Michael Massey	Seuly Matias	Nate Eaton	Sebastian Rivero	Robbie Glendinning	Jake Means	Tucker Bradley
4/29	AMARILLO	W, 8-7	Maikel Garcia	Nick Loftin	Michael Massey	Robbie Glendinning	Nate Eaton	John Rave	Logan Porter	Jake Means	Tucker Bradley
4/30	AMARILLO	L, 7-5	Maikel Garcia	Nick Loftin	Michael Massey	John Rave	Nate Eaton	Sebastian Rivero	Logan Porter	Ryan Grotjohn	Tucker Bradley
5/1	AMARILLO	W, 9-5	Maikel Garcia	Nate Eaton	Michael Massey	Seuly Matias	John Rave	Robbie Glendinning	Logan Porter	Jake Means	Tucker Bradley
5/3	@ Springfield	L, 12-5	Maikel Garcia	Nick Loftin	Michael Massey	Seuly Matias	Nate Eaton	Sebastian Rivero	Robbie Glendinning	Jake Means	John Rave
5/4	@ Springfield	W, 13-3	Maikel Garcia	Nick Loftin	Michael Massey	Seuly Matias	Nate Eaton	Sebastian Rivero	Robbie Glendinning	Logan Porter	John Rave
5/5	@ Springfield	W, 9-6	Maikel Garcia	Nick Loftin	Robbie Glendinning	Seuly Matias	Nate Eaton	Logan Porter	Jake Means	Brihet Bewley	Tucker Bradley
5/6	@ Springfield	L, 2-1	Maikel Garcia	Nick Loftin	Michael Massey	Seuly Matias	Nate Eaton	Sebastian Rivero	John Rave	Robbie Glendinning	Tucker Bradley
5/7	@ Springfield	W, 4-0	Maikel Garcia	Nick Loftin	Michael Massey	Seuly Matias	John Rave	Logan Porter	Brihet Bewley	Jake Means	Tucker Bradley
5/8	@ Springfield	W, 9-4	Maikel Garcia	Nick Loftin	Michael Massey	Robbie Glendinning	John Rave	Nate Eaton	Logan Porter	Jake Means	Tucker Bradley
5/10	WICHITA	W, 7-4	Maikel Garcia	Nick Loftin	Michael Massey	Seuly Matias	John Rave	Nate Eaton	Robbie Glendinning	Logan Porter	Tucker Bradley
5/11	WICHITA	L, 4-3	Maikel Garcia	John Rave	Michael Massey	Seuly Matias	Nate Eaton	Robbie Glendinning	Logan Porter	Jake Means	Tucker Bradley
5/12	WICHITA	L, 10-4	Maikel Garcia	Nick Loftin	Michael Massey	Seuly Matias	Nate Eaton	Robbie Glendinning	Logan Porter	Brihet Bewley	John Rave
5/13	WICHITA	W, 7-0	Maikel Garcia	Nick Loftin	Michael Massey	Seuly Matias	John Rave	Nate Eaton	Gavin Stupiensi	Jake Means	Tucker Bradley
5/14	WICHITA	L, 7-6	Maikel Garcia	Nick Loftin	Michael Massey	Seuly Matias	Robbie Glendinning	Sebastian Rivero	Logan Porter	Jake Means	Tucker Bradley
5/15	WICHITA	Cancelled/Rain									
5/17	@ Arkansas	L, 7-6 (10)	Maikel Garcia	Nick Loftin	Michael Massey	Seuly Matias	Nate Eaton	John Rave	Robbie Glendinning	Logan Porter	Tucker Bradley
5/18	@ Arkansas	L, 5-4	Maikel Garcia	Nick Loftin	Michael Massey	Seuly Matias	Nate Eaton	Robbie Glendinning	Logan Porter	Jake Means	John Rave
5/19	@ Arkansas	L, 5-0	Maikel Garcia	Nate Eaton	Michael Massey	Seuly Matias	Robbie Glendinning	John Rave	Logan Porter	Brihet Bewley	Tucker Bradley
5/20	@ Arkansas	L, 2-1	Maikel Garcia	Nick Loftin	Michael Massey	Seuly Matias	Nate Eaton	John Rave	Jake Means	Gavin Stupiensi	Tucker Bradley
5/21	@ Arkansas	W, 11-4 (8)	Maikel Garcia	Nick Loftin	Michael Massey	Logan Porter	Nate Eaton	John Rave	Robbie Glendinning	Jake Means	Tucker Bradley
5/22	@ Arkansas	W, 10-5	Maikel Garcia	Nick Loftin	Michael Massey	Robbie Glendinning	John Rave	Nate Eaton	Gavin Stupiensi	Ryan Grotjohn	Tucker Bradley



LF

Tucker Bradley, 23 (11-12)
John Rave, 18 (9-9)
Nate Eaton, 3 (2-1)
Ryan Grotjohn, 2 (1-1)
Nick Loftin, 1 (1-0)

CF

Nick Loftin, 35 (17-18)
John Rave, 10 (5-5)
Parker Bates, 1 (1-0)
Tucker Bradley, 1 (0-1)

RF

Seuly Matias, 31 (15-16)
Nate Eaton, 7 (3-4)
Tucker Bradley, 4 (3-1)
John Rave, 4 (1-3)
Ryan Grotjohn, 1 (1-0)

SS

Maikel Garcia, 44 (21-23)
Nate Eaton, 1 (1-0)
Jake Means, 1 (1-0)
Ryan Grotjohn, 1 (0-1)

2B

Michael Massey, 40 (21-19)
Brhet Bewley, 4 (2-2)
Ryan Grotjohn, 3 (0-3)

3B

Nate Eaton, 23 (10-13)
Jake Means, 16 (7-9)
Robbie Glendinning, 5 (3-2)
Brhet Bewley, 3 (3-0)

SP

Drew Parrish, 10 (5-5)
Alec Marsh, 9 (3-6)
Anthony Veneziano, 8 (4-4)
Ángel Zerpa, 8 (2-6)
Dante Biasi, 4 (4-0)
Will Klein, 3 (2-1)
Marcelo Martinez, 3 (2-1)
Asa Lacy, 2 (1-1)

1B

Robbie Glendinning, 27 (13-14)
Jake Means, 15 (7-8)
Logan Porter, 5 (3-2)

DH

Robbie Glendinning, 7 (3-4)
Seuly Matias, 7 (3-4)
Tucker Bradley, 6 (4-2)
Logan Porter, 6 (2-4)
Michael Massey, 5 (1-4)
Nick Loftin, 4 (3-1)
John Rave, 3 (2-1)
Brhet Bewley, 3 (0-3)
Nate Eaton, 2 (2-0)
Jake Means, 2 (2-0)
Ryan Grotjohn, 2 (1-1)

C

Logan Porter, 20 (12-8)
Sebastian Rivero, 18 (8-10)
Gavin Stupienki, 6 (3-3)
Tyler Cropley, 3 (0-3)

1	2	3	4	5	6	7	8	9
Maikel Garcia, 43 (20-23) Nick Loftin, 3 (2-1) Tucker Bradley, 1 (1-0)	Nick Loftin, 37 (19-18) John Rave, 5 (1-4) Brhet Bewley, 2 (1-1) Nate Eaton, 2 (1-1) Maikel Garcia, 1 (1-0)	Michael Massey, 45 (22-23) Robbie Glendinning, 1 (1-0) John Rave, 1 (0-1)	Seuly Matias, 30 (13-17) Robbie Glendinning, 13 (9-4) Logan Porter, 1 (1-0) Nate Eaton, 1 (0-1) Jake Means, 1 (0-1) John Rave, 1 (0-1)	Nate Eaton, 18 (6-12) Sebastian Rivero, 10 (5-5) John Rave, 9 (8-1) Logan Porter, 4 (2-2) Robbie Glendinning, 3 (1-2) Brhet Bewley, 2 (0-2) Seuly Matias, 1 (1-0)	Nate Eaton, 9 (6-3) Sebastian Rivero, 9 (4-5) John Rave, 8 (4-4) Robbie Glendinning, 8 (2-6) Seuly Matias, 7 (4-3) Logan Porter, 2 (2-0) Brhet Bewley, 1 (1-0) Ryan Grotjohn, 1 (0-1) Jake Means, 1 (0-1) Gavin Stupienki, 1 (0-1)	Logan Porter, 14 (6-8) Robbie Glendinning, 13 (6-7) Nate Eaton, 5 (4-1) Gavin Stupienki, 4 (3-1) Ryan Grotjohn, 4 (1-3) Jake Means, 4 (1-3) Brhet Bewley, 2 (2-0) John Rave, 1 (0-1)	Jake Means, 26 (15-11) Logan Porter, 10 (6-4) Brhet Bewley, 3 (1-2) Ryan Grotjohn, 3 (1-2) Tyler Cropley, 3 (0-3) Robbie Glendinning, 1 (0-1) Gavin Stupienki, 1 (0-1)	Tucker Bradley, 34 (17-17) John Rave, 9 (4-5) Parker Bates, 1 (1-0) Jake Means, 1 (1-0) Nate Eaton, 1 (0-1) Ryan Grotjohn, 1 (0-1)

		POSITION										BATTING ORDER											
PLAYER	GS	C	1B	2B	3B	SS	LF	CF	RF	OF	DH	1ST	2ND	3RD	4TH	5TH	6TH	7TH	8TH	9TH			
Michael Massey	45	40										5	45										
Maikel Garcia	44	44											43	1									
Nick Loftin	40									1	35	36	4	3	37								
Robbie Glendinning	39	27	5										7	1 13 3 8 13 1									
Seuly Matias	38										31	31	7	30 1 7									
Nate Eaton	36	23 1 3								7	10	2	2 19 9 5 1										
Tucker Bradley	35									23 1 5	29	6	1 34										
John Rave	34	18 10 3								31	3	5 1 1 9 8 1 9											
Jake Means	34	15	16 1										2	2 1 4 26 1									
Logan Porter	31	20	5											6	1 4 2 14 10								
Sebastian Rivero	18	18												9 9									
Brhet Bewley	10	4 3										3	2 2 1 2 3										
Ryan Grotjohn	9	3 1 2								1	3	2	1 4 3 1										
Gavin Stupienski	6	6												1 4 1									
Tyler Cropley	3	3											3										
Parker Bates	1									1	1	1											

OUTFIELD ASSISTS (13)

TUCKER BRADLEY	LF	2
	RF	1
NATE EATON	LF	1
	RF	3
NICK LOFTIN	CF	2
SEULY MATIAS	RF	3
JOHN RAVE	CF	1

OF LINEUP COMBOS

47 games, 47 unique lineup combinations used

MOST USED LINEUP (TBD)

PLAYER	Pos.
1	
2	
3	
4	
5	
6	
7	
8	
9	

CATCHER PITCHING STATS

Catchers	W	L	ERA	GS	SV	IP	H	R	ER	HR	HB	BB	IBB	SO	WHIP	AVG	WP	GDP	TBF	SB	CS	ATT	%CS	PB
Logan Porter	12	8	5.30	20	5	176.2	179	112	104	25	11	100	2	192	1.58	.264	9	15	794	18	6	24	25.0%	1
Sebastian Rivero	8	10	5.71	18	1	164.0	166	112	104	20	9	91	2	165	1.57	.261	14	16	743	25	3	28	10.7%	3
Gavin Stupienski	3	3	1.71	6	0	52.7	33	14	10	2	2	23	0	55	1.06	.157	2	4	210	2	0	2	0.0%	0
Tyler Cropley	0	3	6.26	3	0	23.0	26	17	16	5	1	11	0	11	1.61	.248	2	1	105	8	0	8	0.0%	0



														NATURALS				OPPONENT			
GM #	APRIL	OPPONENT	SCORE	RECORD	Pos./G+/-	WIN	LOSS	SAVE	TEMP.	1st PITCH	TIME	ATT.	HOME ATT.	R	H	E	LO	R	H	E	LO
1	4/8	@ Springfield	W, 11-8	1 - 0	T-1st/+1.0	Á. Sotillet (1-0)	G. Black (0-1)	-	42°	6:41 PM	3:55	3,682		11	12	0	10	8	8	4	10
2	4/9	@ Springfield	L, 14-11	1-1	T-2nd/-1.0	J. Quezada (1-0)	A. Veneziano (0-1)	F. Pacheco (1)	63°	5:37 PM	3:47	3,037		11	15	2	10	14	13	2	10
3	4/10	@ Springfield	L, 10-5	1-2	T-3rd/-2.0	M. Brettell (1-0)	Á. Zerpa (0-1)	-	79°	1:38 PM	2:43	2,760		5	7	2	6	10	12	1	6
4	4/12	WICHITA	W, 8-6	2-2	T-3rd/-1.0	D. Biasi (1-0)	B. Lawson (0-1)	Á. Sotillet (1)	72°	7:04 PM	3:04	4,032	4,032	8	8	0	6	6	6	2	9
5	4/13	WICHITA	W, 8-5	3-2	2nd/-1.0	C. Cosby (1-0)	A. Scherff (0-1)	-	53°	7:05 PM	2:48	2,590	6,622	8	12	0	7	5	7	2	4
6	4/14	WICHITA	L, 7-1	3-3	3th/-1.0	L. Varland (1-0)	D. Parrish (0-1)	-	64°	7:04 PM	3:03	2,655	9,277	1	5	0	7	7	7	0	7
7	4/15	WICHITA	L, 4-2	3-4	3rd/-2.0	S. Woods Richardson (1-0)	A. Veneziano (0-2)	A. Schulfer (1)	73°	7:05 PM	2:25	4,404	13,681	2	5	0	6	4	9	1	9
8	4/16	WICHITA	L, 6-5 (10)	3-5	T-4th/-2.5	A. Angulo (1-0)	Z. Willeman (0-1)	S. Klimek (1)	55°	6:05 PM	3:25	3,003	16,684	5	6	2	12	6	16	4	11
9	4/17	WICHITA	L, 5-1	3-6	5th/-3.0	T. Viza (1-0)	A. Lacy (0-1)	-	52°	2:05 PM	2:37	1,950	18,634	1	10	1	9	5	7	0	5
10	4/19	@ Frisco	L, 4-3	3-7	5th/-4.0	S. Nordlin (2-1)	A. Marsh (0-1)	C. Lee (3)	70°	6:37 PM	2:37	2,162		3	2	0	7	4	9	1	10
11	4/20	@ Frisco	W, 7-2	4-7	T-4th/-4.0	D. Parrish (1-1)	A. Weems (0-1)	-	86°	6:37 PM	2:27	2,324		7	10	1	7	2	4	0	6
12	4/21	@ Frisco	L, 12-2	4-8	5th/-4.0	N.Starr (1-0)	A. Veneziano (0-3)	-	82°	6:37 PM	2:26	3,939		2	2	0	7	12	13	1	3
13	4/22	@ Frisco	W, 11-2	5-8	T-4th/-4.0	Á. Zerpa (1-1)	C. Bradford (1-1)	-	84°	6:36 PM	2:30	6,222		11	8	0	4	2	8	1	10
14	4/23	@ Frisco	W, 12-4	6-8	4th/-4.0	W. Pennington (1-0)	J. Leiter (0-1)	-	82°	6:40 PM	2:39	6,777		12	12	2	7	4	10	2	8
15	4/24	@ Frisco	W, 4-3	7-8	4th/-3.0	Y. Del Rosario (1-0)	C. Ragans (0-1)	Á. Sotillet (2)	75°	4:16 PM	2:21	3,208		4	9	0	9	3	6	1	6
16	4/26	AMARILLO	L, 6-5 (11)	7-9	T-4th/-3.0	J. Garcia (1-0)	W. Pennington (1-1)	B. Rogers (1)	55°	11:06 AM	3:02	3,702	22,336	6	10	0	8	5	9	1	9
17	4/27	AMARILLO	W, 12-6	8-9	4th/-3.0	A. Veneziano (1-3)	S. Cecconi (0-1)	-	68°	7:05 PM	2:28	3,073	25,409	12	15	0	9	6	11	2	7
18	4/28	AMARILLO	L, 9-5	8-10	4th/-3.0	K. Curtis (1-1)	Z. Willeman (0-2)	-	64°	7:04 PM	2:38	3,100	28,509	5	8	0	6	9	13	1	4
19	4/29	AMARILLO	W, 8-7	9-10	T-3rd/-3.0	W. Pennington (2-1)	D. Olivero (0-1)	J. Dipoto (1)	74°	7:05 PM	2:51	4,890	33,399	8	17	1	9	7	15	0	11
20	4/30	AMARILLO	L, 7-5	9-11	T-3rd/-3.0	B. Pfadt (1-1)	H. Capps (0-1)	B. Workman (1)	72°	6:06 PM	2:16	5,857	39,256	5	8	0	4	7	10	0	5
APRIL Hitting Results: .261/.357/.422 (180-for-690), 37 2B, 22 HR, 126 R, 97 BB, 32 SB // APRIL Pitching Results: 9-11, 5.98 ERA (119 ER in 179.0 IP), 3/5 SV, 194 H, 25 HR, 87 BB, 158 K, .276 AVG														NATURALS				OPPONENT			
GM #	MAY	OPPONENT	SCORE	RECORD	Pos./G+/-	WIN	LOSS	SAVE	TEMP.	1st PITCH	TIME	ATT.	HOME ATT.	R	H	E	LO	R	H	E	LO
21	5/1	AMARILLO	W, 9-5	10-11	3rd/-3.0	D. Parrish (2-1)	J. Vernia (0-1)	-	70°	2:04 PM	2:32	5,348	44,604	9	12	0	7	5	11	0	7
22	5/3	@ Springfield	L, 12-5	10-12	T-3rd/-3.5	D. Roach (2-1)	A. Veneziano (1-3)	-	52°	6:37 PM	2:49	3,701		5	8	2	7	12	10	2	10
23	5/4	@ Springfield	W, 13-3	11-12	T-3rd/-3.0	M. Martinez (1-0)	K. Leahy (0-4)	-	55°	7:34 PM	2:33 (:59)	3,131		13	15	0	10	3	6	1	4
24	5/5	@ Springfield	W, 9-6	12-12	3rd/-2.5	Y. Del Rosario (2-0)	G. Black (1-3)	W. Pennington (1)	61°	6:36 PM	2:42	3,125		9	17	0	12	6	8	1	4
25	5/6	@ Springfield	L, 2-1	12-13	T-3rd/-4.0	T. Pike (1-1)	H. Capps (0-2)	F. Pacheco (5)	64°	6:39 PM	2:22	3,165		1	4	1	2	2	6	0	10
26	5/7	@ Springfield	W, 4-0	13-13	3rd/-4.0	D. Parrish (3-1)	C. Lunn (2-3)	-	74°	6:05 PM	2:04	4,375		4	9	0	5	0	3	1	4
27	5/8	@ Springfield	W, 9-5	14-13	3rd/-2.5	W. Pennington (3-1)	F. Pacheco (0-1)	-	77°	6:07 PM	2:40	3,922		9	13	1	8	5	6	1	7
28	5/10	WICHITA	W, 7-4	15-13	3rd/-1.5	D. Biasi (2-0)	K. Klimek (0-1)	Y. Del Rosario (1)	84°	11:06 AM	2:35	5,620	50,224	7	11	0	5	4	7	0	11
29	5/11	WICHITA	L, 4-3	15-14	3rd/-2.5	K. Funderburk (2-0)	Á. Zerpa (1-2)	A. Schulfer (5)	84°	7:04 PM	2:22	2,434	52,658	3	8	2	9	4	8	2	8
30	5/12	WICHITA	L, 10-4	15-15	3rd/-3.5	L. Varland (4-1)	P. Smith (0-1)	-	85°	7:06 PM	2:30	3,825	56,483	4	8	2	4	10	11	1	9
31	5/13	WICHITA	W, 7-0	16-15	3rd/-2.5	D. Parrish (4-1)	S. Woods Richardson (2-1)	-	82°	7:05 PM	2:14	4,497	60,980	7	8	0	3	0	5	0	5
32	5/14	WICHITA	L, 7-6	16-16	3rd/-3.5	B. Gross (2-0)	H. Capps (0-3)	A. Schulfer (6)	84°	6:04 PM	2:52	5,558	66,538	6	11	1	10	7	10	2	8
	5/15	WICHITA	Cancelled/Rain																		
33	5/17	@ Arkansas	L, 7-6 (10)	16-17	3rd/-4.5	T. Kuhn (1-1)	W. Pennington (3-2)	-	81°	6:37 PM	2:53	3,374		6	12	0	10	7	10	1	6
34	5/18	@ Arkansas	L, 5-4	16-18	3rd/-5.5	T. Dollard (1-1)	Á. Zerpa (1-3)	M. Stryffeler (6)	89°	6:34 PM	2:14	3,646		4	5	1	5	5	7	1	6
35	5/19	@ Arkansas	L, 5-0	16-19	4th/-6.5	C. Jones (1-2)	A. Marsh (0-2)	-	90°	6:35 PM	2:15	3,769		0	3	1	7	5	8	3	8
36	5/20	@ Arkansas	L, 2-1	16-20	4th/-6.5	J. Haberer (1-2)	D. Parrish (4-2)	T. Kuhn (3)	89°	7:04 PM	2:24	6,016		1	4	1	6	2	4	0	7
37	5/21	@ Arkansas	W, 11-4 (8)	17-20	4th/-6.0	D. Biasi (3-0)	S. Kolek (1-3)	-	75°	7:06 PM	2:54 (:30)	3,869		11	12	0	10	4	5	1	6
38	5/22	@ Arkansas	W, 10-5	18-20	3rd/-6.0	Z. Phillips (1-0)	E. Hancock (0-1)	-	62°	1:35 PM	2:44	3,807		10	11	1	6	5	8	2	8
39	5/24	@ Midland	W, 8-5	19-20	3rd/-5.5	Y. Del Rosario (3-0)	D. Leal (0-1)	Z. Willeman (1)	68°	11:02 AM	2:25	4,066		8	10	0	5	5	12	1	11
40	5/25	@ Midland	W, 11-3	20-20	3rd/-4.5	A. Marsh (1-2)	R. Cusick (1-5)	-	74°	6:33 PM	2:48	3,012		11	16	0	9	3	10	2	13
41	5/26	@ Midland	L, 2-1 (10)	20-21	3rd/-5.5	G. Acton (1-2)	Z. Phillips (1-1)	-	90°	7:02 PM	2:41	3,450		1	7	0	11	2	3	2	4
42	5/27	@ Midland	W, 14-6	21-21	3rd/-5.0	Á. Sotillet (2-0)	T. Damron (1-3)	-	97°	7:01 PM	3:03	3,549		14	17	2	12	6	7	2	11
43	5/28	@ Midland	W, 9-7 (10)	22-21	3rd/-5.0	Y. Del Rosario (4-0)	C. Cohen (2-3)	-	98°	7:00 PM	2:50	3,425		9	15	0	11	7	10	1	8
44	5/29	@ Midland	L, 3-1	22-22	3rd/-5.0	M. Milburn (3-3)	Á. Zerpa (1-4)	A. Briggs (2)	96°	2:02 PM	1:48	2,446		1	6	0	7	3	11	0	6
45	5/31	CORPUS CHRISTI	L, 8-7	22-23	4th/-5.0	D. West (1-0)	Y. Del Rosario (1-4)	M. Ruppenthal (1)	82°	7:04 PM	2:52	2,247	68,785	7	12	2	9	8	11	0	7
MAY Hitting Results: .285/.353/.455 (254-for-892), 53 2B, 29 HR, 160 R, 94 BB, 31 SB // APRIL Pitching Results: 13-12, 4.43 ERA (108 ER in 219.1 IP), 3/6 SV, 197 H, 25 HR, 123 BB, 249 K, .239 AVG														NATURALS				OPPONENT			
GM #	JUNE	OPPONENT	SCORE	RECORD	Pos./G+/-	WIN	LOSS	SAVE	TEMP.	1st PITCH	TIME	ATT.	HOME ATT.	R	H	E	LO	R	H	E	LO
46	6/1	CORPUS CHRISTI	L, 6-2	22-24	4th/-5.5	J. Endersby (2-1)	D. Parrish (4-3)	-	80°	7:04 PM	2:32	2,183	70,968	2	7	0	8	6	11	0	8
47	6/2	CORPUS CHRISTI	W, 8-2	23-24	4th/-5.5	D. Biasi (4-0)	J. Melendez (0-5)	-	84°	4:04 PM	3:01	5,408	76,376	8	9	0	6	2	2	1	9
48	6/3	CORPUS CHRISTI																			
49	6/4	CORPUS CHRISTI																			
50	6/5	CORPUS CHRISTI																			
51	6/7	@ Tulsa																			
52	6/8	@ Tulsa																			
53	6/9	@ Tulsa																			
54	6/10	@ Tulsa																			
55	6/11	@ Tulsa																			
56	6/12	@ Tulsa																			
57	6/14	ARKANSAS																			
58	6/15	ARKANSAS																			
59	6/16	ARKANSAS																			
60																					



GM #	JUNE	OPPONENT	SCORE	RECORD	Pos./G+/-	WIN	LOSS	SAVE	TEMP.	1ST PITCH	TIME	ATT.	HOME ATT.	NATURALS				OPPONENT			
														R	H	E	LO	R	H	E	LO
69	6/28	@ Amarillo																			
70	6/29	@ Amarillo																			
71	6/30	@ Amarillo																			

JUNE Hitting Results: TBD // JUNE Pitching Results: TBD

GM #	JULY	OPPONENT	SCORE	RECORD	Pos./G+/-	WIN	LOSS	SAVE	TEMP.	1ST PITCH	TIME	ATT.	HOME ATT.	NATURALS				OPPONENT			
														R	H	E	LO	R	H	E	LO
72	7/1	@ Amarillo																			
73	7/2	@ Amarillo																			
74	7/3	@ Amarillo																			
75	7/4	TULSA																			
76	7/6	TULSA																			
77	7/7	TULSA																			
78	7/8	TULSA																			
79	7/9	TULSA																			
80	7/10	TULSA																			
81	7/12	@ Corpus Christi																			
82	7/13	@ Corpus Christi																			
83	7/14	@ Corpus Christi																			
84	7/15	@ Corpus Christi																			
85	7/16	@ Corpus Christi																			
86	7/17	@ Corpus Christi																			
87	7/22	SPRINGFIELD																			
88	7/23	SPRINGFIELD																			
89	7/24	SPRINGFIELD																			
90	7/26	@ Wichita																			
91	7/27	@ Wichita																			
92	7/28	@ Wichita																			
93	7/29	@ Wichita																			
94	7/30	@ Wichita																			
95	7/31	@ Wichita																			

JULY Hitting Results: TBD // JULY Pitching Results: TBD

GM #	AUGUST	OPPONENT	SCORE	RECORD	Pos./G+/-	WIN	LOSS	SAVE	TEMP.	1ST PITCH	TIME	ATT.	HOME ATT.	NATURALS				OPPONENT			
														R	H	E	LO	R	H	E	LO
96	8/2	TULSA																			
97	8/3	TULSA																			
98	8/4	TULSA																			
99	8/5	TULSA																			
100	8/6	TULSA																			
101	8/7	TULSA																			
102	8/9	@ Arkansas																			
103	8/10	@ Arkansas																			
104	8/11	@ Arkansas																			
105	8/12	@ Arkansas																			
106	8/13	@ Arkansas																			
107	8/14	@ Arkansas																			
108	8/16	SAN ANTONIO																			
109	8/17	SAN ANTONIO																			
110	8/18	SAN ANTONIO																			
111	8/19	SAN ANTONIO																			
112	8/20	SAN ANTONIO																			
113	8/21	SAN ANTONIO																			
114	8/23	SPRINGFIELD																			
115	8/24	SPRINGFIELD																			
116	8/25	SPRINGFIELD																			
117	8/26	SPRINGFIELD																			
118	8/27	SPRINGFIELD																			
119	8/28	SPRINGFIELD																			
120	8/30	@ Tulsa																			
121	8/31	@ Tulsa																			

AUGUST Hitting Results: TBD // AUGUST Pitching Results: TBD

GM #	SEPTEMBER	OPPONENT	SCORE	RECORD	Pos./G+/-	WIN	LOSS	SAVE	TEMP.	1ST PITCH	TIME	ATT.	HOME ATT.	NATURALS				OPPONENT			
														R	H	E	LO	R	H	E	LO
122	9/1	@ Tulsa																			
123	9/2	@ Tulsa																			
124	9/3	@ Tulsa																			
125	9/4	@ Tulsa																			
126	9/6	@ Wichita																			
127	9/7	@ Wichita																			
128	9/8	@ Wichita																			
129	9/9	@ Wichita																			
130	9/10	@ Wichita																			
131	9/11	@ Wichita																			
132	9/13	FRISCO																			
133	9/14	FRISCO																			
134	9/15	FRISCO																			
135	9/16	FRISCO																			
136	9/17	FRISCO																			
137	9/18	FRISCO																			

SEPTEMBER Hitting Results: TBD // SEPTEMBER Pitching Results: TBD
2ND HALF Hitting Results: TBD // 2ND HALF Pitching Results: TBD



DATE	OPPONENT	RESULT	IP	H	R	ER	BB	SO	2B	3B	HR	AVG	WHIP	WP	BK	HB	GIDP	IBB	TBF	SV	ERA (SEASON)
4/8	@ Springfield	W, 11-8	9.0	8	8	8	9	6	3	0	2	(.229)	(1.89)	2	0	1	0	0	45	0	8.00
4/9	@ Springfield	L, 14-11	8.0	13	14	12	12	5	2	0	1	(.361)	(3.13)	1	0	0	2	0	48	0	10.59
4/10	@ Springfield	L, 10-5	8.0	12	10	10	3	0	3	0	3	(.333)	(1.88)	2	0	1	0	0	40	0	10.80
4/12	WICHITA	W, 8-6	9.0	6	6	6	5	13	0	0	0	(.171)	(1.22)	2	0	2	0	0	42	1	9.53
4/13	WICHITA	W, 8-5	9.0	7	5	5	3	15	2	0	2	(.212)	(1.11)	1	0	0	1	0	36	0	8.58
4/14	WICHITA	L, 7-1	9.0	7	7	7	5	9	3	1	1	(.206)	(1.33)	0	0	2	0	0	41	0	8.31
4/15	WICHITA	L, 4-2	9.0	9	4	4	6	4	1	1	1	(.265)	(1.67)	0	0	0	1	0	40	0	7.67
4/16	WICHITA	L, 6-5 (10)	10.0	16	6	4	2	9	0	0	0	(.372)	(1.80)	0	0	0	2	0	46	0	7.10
4/17	WICHITA	L, 5-1	9.0	7	5	4	3	8	1	0	2	(.206)	(1.11)	0	0	0	0	0	37	0	6.75
4/19	@ Frisco	L, 4-3	8.0	9	4	4	6	7	1	0	0	(.300)	(1.88)	1	0	0	1	0	38	0	6.55
4/20	@ Frisco	W, 7-2	9.0	4	2	1	4	6	1	0	1	(.133)	(0.89)	1	0	1	2	0	35	0	6.03
4/21	@ Frisco	L, 12-2	8.0	13	12	12	2	6	3	0	3	(.382)	(1.88)	0	0	2	1	0	39	0	6.60
4/22	@ Frisco	W, 11-2	9.0	8	2	2	4	9	0	0	1	(.235)	(1.33)	1	0	0	0	0	39	0	6.24
4/23	@ Frisco	W, 12-4	9.0	10	4	3	3	7	2	0	2	(.286)	(1.44)	0	0	0	0	0	39	0	6.00
4/24	@ Frisco	W, 4-3	9.0	6	3	3	3	9	3	0	1	(.194)	(1.00)	0	0	1	1	0	36	1	5.80
4/26	AMARILLO	L, 6-5 (11)	11.0	10	6	5	3	12	1	0	0	(.244)	(1.18)	2	0	0	1	1	45	0	5.66
4/27	AMARILLO	W, 12-6	9.0	11	6	6	2	6	2	0	1	(.297)	(1.44)	2	0	0	0	0	40	0	5.68
4/28	AMARILLO	L, 9-5	9.0	13	9	9	4	5	3	1	1	(.361)	(1.89)	0	1	0	2	1	40	0	5.87
4/29	AMARILLO	W, 8-7	9.0	15	7	7	6	11	2	0	0	(.395)	(2.33)	2	0	0	2	0	45	1	5.93
4/30	AMARILLO	L, 7-5	9.0	10	7	7	2	11	2	0	3	(.278)	(1.33)	0	0	1	1	0	39	0	5.98
5/1	AMARILLO	W, 9-5	9.0	11	5	5	2	8	3	0	2	(.324)	(1.44)	0	0	1	0	0	39	0	5.94
5/3	@ Springfield	L, 12-5	8.0	10	12	12	13	8	4	0	1	(.323)	(2.88)	0	0	2	3	0	46	0	6.24
5/4	@ Springfield	W, 13-3	9.0	6	3	3	2	9	0	0	1	(.188)	(0.89)	1	0	0	1	0	34	0	6.10
5/5	@ Springfield	W, 9-6	9.0	8	6	6	4	12	4	0	2	(.242)	(1.33)	0	0	0	1	0	37	1	6.10
5/6	@ Springfield	L, 2-1	8.0	7	2	2	5	16	2	0	0	(.226)	(1.50)	0	0	0	0	0	36	0	5.96
5/7	@ Springfield	W, 4-0	9.0	3	0	0	2	8	0	0	0	(.103)	(0.56)	1	0	0	0	0	31	0	5.73
5/8	@ Springfield	W, 9-5	9.0	6	5	3	7	5	1	0	1	(.188)	(1.44)	1	0	0	1	0	39	0	5.63
5/10	WICHITA	W, 7-4	9.0	7	4	4	9	9	2	0	2	(.212)	(1.78)	0	0	0	0	0	42	1	5.57
5/11	WICHITA	L, 4-3	9.0	8	4	4	6	9	2	1	1	(.242)	(1.56)	0	0	0	1	0	39	0	5.51
5/12	WICHITA	L, 10-4	9.0	11	10	10	8	16	3	0	2	(.297)	(2.11)	2	0	1	0	0	46	0	5.66
5/13	WICHITA	W, 7-0	9.0	5	0	0	0	12	1	0	0	(.161)	(0.56)	0	0	1	0	0	32	0	5.48
5/14	WICHITA	L, 7-6	9.0	10	7	6	6	11	2	0	2	(.278)	(1.78)	0	0	0	0	0	42	0	5.49
5/15	WICHITA	Cancelled/Rain																			
5/17	@ Arkansas	L, 7-6 (10)	9.2	10	7	7	5	9	3	0	1	(.278)	(1.55)	2	0	0	3	2	41	0	5.53
5/18	@ Arkansas	L, 5-4	8.0	7	5	3	4	8	1	0	2	(.226)	(1.38)	0	1	0	0	0	35	0	5.47
5/19	@ Arkansas	L, 5-0	8.0	8	5	5	4	13	0	2	1	(.250)	(1.50)	0	0	1	0	0	37	0	5.48
5/20	@ Arkansas	L, 2-1	8.0	4	2	0	4	10	0	0	0	(.143)	(1.00)	0	0	1	0	0	33	0	5.34
5/21	@ Arkansas	W, 11-4 (8)	7.0	5	4	4	7	8	2	0	0	(.208)	(1.71)	0	0	0	0	0	31	0	5.33
5/22	@ Arkansas	W, 10-5	9.0	8	5	4	5	7	1	0	1	(.229)	(1.44)	0	0	0	0	0	40	0	5.30
5/24	@ Midland	W, 8-5	9.0	12	5	5	3	10	7	0	0	(.308)	(1.67)	0	0	1	0	0	43	1	5.29
5/25	@ Midland	W, 11-3	9.0	10	3	3	4	14	4	1	0	(.270)	(1.56)	1	0	2	0	0	43	0	5.23
5/26	@ Midland	L, 2-1 (10)	9.2	3	2	1	3	7	0	0	0	(.097)	(0.62)	1	0	0	1	0	34	0	5.12
5/27	@ Midland	W, 14-6	9.0	7	6	4	11	7	2	0	0	(.219)	(2.00)	0	0	0	1	0	44	0	5.08
5/28	@ Midland	W, 9-7 (10)	10.0	10	7	7	5	9	3	0	3	(.256)	(1.50)	0	0	0	1	0	44	0	5.12
5/29	@ Midland	L, 3-1	8.0	11	3	3	1	9	2	1	1	(.344)	(1.50)	0	0	0	2	0	33	0	5.09
5/31	CORPUS CHRISTI	L, 8-7	9.0	11	8	7	3	15	3	1	2	(.297)	(1.56)	0	0	2	1	0	42	0	5.13
6/1	CORPUS CHRISTI	L, 6-2	9.0	11	6	6	5	6	2	1	2	(.306)	(1.78)	0	0	0	2	0	41	0	5.15
6/2	CORPUS CHRISTI	W, 8-2	9.0	2	2	2	10	10	0	0	0	(.071)	(1.33)	1	1	0	1	0	38	0	5.08
6/3	CORPUS CHRISTI																				
6/4	CORPUS CHRISTI																				
6/5	CORPUS CHRISTI																				
6/7	@ Tulsa																				
6/8	@ Tulsa																				
6/9	@ Tulsa																				
6/10	@ Tulsa																				
6/11	@ Tulsa																				
6/12	@ Tulsa																				
6/14	ARKANSAS																				
6/15	ARKANSAS																				
6/16	ARKANSAS																				
6/17	ARKANSAS																				
6/18	ARKANSAS																				
6/19	ARKANSAS																				
6/21	SPRINGFIELD																				
6/22	SPRINGFIELD																				
6/23	SPRINGFIELD																				
6/24	SPRINGFIELD																				
6/25	SPRINGFIELD																				
6/26	SPRINGFIELD																				



THE LAST TIME THE NATURALS....

THREW A PERFECT GAME	N/A
THREW A NO-HITTER	Brooks Pounders, 6/27/2013 vs. Midland
THREW A 9-INNING NO-HITTER	Brooks Pounders, 6/27/2013 vs. Midland
THREW A COMBINED NO-HITTER	Greg Holland, Chris Dwyer, Brandon Lafferty & Kendal Volz, 5/10/2012 vs. Springfield
THREW A COMBINED 1-HITTER (9 Innings)	N/A
THREW A COMBINED 1-HITTER (7 Innings)	Jonathan Heasley & Robert Garcia, 5/28/2021 vs. San Antonio (Game 2)
THREW A COMBINED 2-HITTER (9 Innings)	Dante Bias, Will Klein, Walter Pennington & Stephen Woods Jr., 6/2/2022 vs. Corpus Christi
THREW A COMBINED 2-HITTER (7 Innings)	Nolan Watson, Yefri Del Rosario & Robert Garcia, 8/27/2021 vs. Springfield (Game 1)
GOT NO-HIT (9 INNINGS)	5/17/2016 vs. Arkansas, 6-0
GOT NO-HIT (LESS THAN 9 INNINGS)	N/A
GOT 1-HIT	8/31/2019 vs. Frisco
GOT 2-HIT	4/21/2022 @ Frisco
THREW A COMBINED 9-INNING SHUTOUT	5/13/2022 vs. Wichita (7-0)
THREW BACK-TO-BACK SHUTOUTS	Games 1 and 2, 8/14/2021 vs. Frisco
GOT SHUT OUT (9 INNINGS)	5/19/2022 @ Arkansas
GOT SHUT OUT IN BACK-TO-BACK GAMES	August 12 & 13, 2019 @ Arkansas
GOT SHUT OUT IN 3 STRAIGHT GAMES	July 10 vs. Frisco, July 11 & 12, 2015 vs. Midland
GOT SHUT OUT (LESS THAN 9 INNINGS)	8/7/2021 @ Arkansas (5 Innings)
WON 11 GAMES IN A ROW	April 26 - May 6, 2015
WON 8 GAMES IN A ROW	June 14 - June 20, 2017
WON 7 GAMES IN A ROW	May 16 - May 22, 2015
WON 6 GAMES IN A ROW	August 2 - August 8, 2018
LOST 10 GAMES IN A ROW	April 6 - April 16, 2014
LOST 9 GAMES IN A ROW	April 8 - April 16, 2019
LOST 8 GAMES IN A ROW	July 2 - July 9, 2012
LOST 7 GAMES IN A ROW	July 12 - July 18, 2018
LOST 6 GAMES IN A ROW	July 15 - July 20, 2017
STRUCK OUT 19+ OPPOSING HITTERS	5/11/2013 @ Springfield (19)
STRUCK OUT 17+ OPPOSING HITTERS	8/29/2019 vs. Midland (18)
STRUCK OUT 15+ OPPOSING HITTERS	5/31/2022 vs. Corpus Christi (15)
STRUCK OUT 10+ OPPOSING HITTERS	6/2/2022 vs. Corpus Christi (10)
SCORED 20+ RUNS IN ONE GAME	8/20/2013 @ Springfield (21)
SCORED 15+ RUNS IN ONE GAME	8/24/2021 vs. Springfield (18)
SCORED 10+ RUNS IN ONE GAME	5/27/2022 @ Midland (14)
ALLOWED 25+ RUNS IN ONE GAME	4/15/2011 @ San Antonio (26)
ALLOWED 20+ RUNS IN ONE GAME	7/25/2021 @ Tulsa (23)
ALLOWED 15+ RUNS IN ONE GAME	7/27/2021 vs. Wichita (18)
ALLOWED 10+ RUNS IN ONE GAME	5/12/2022 vs. Wichita (10)
HAD 22+ HITS IN ONE GAME	5/22/2010 vs. Arkansas (22)
HAD 20+ HITS IN ONE GAME	8/24/2021 vs. Springfield (20)
HAD 15+ HITS IN ONE GAME	5/28/2022 @ Midland (15)
HAD 10+ HITS IN ONE GAME	5/31/2022 vs. Corpus Christi (12)
ALLOWED 25+ HITS IN ONE GAME	4/15/2011 @ San Antonio (26)
ALLOWED 20+ HITS IN ONE GAME	7/27/2021 vs. Wichita (23)
ALLOWED 15+ HITS IN ONE GAME	4/29/2022 vs. Amarillo (15)
ALLOWED 10+ HITS IN ONE GAME	6/1/2022 vs. Corpus Christi (11)
WALKED 14+ TIMES IN ONE GAME	5/8/2021 @ Arkansas (14)
WALKED 10+ TIMES IN ONE GAME	7/29/2021 vs. Wichita (10)
WALKED 8+ TIMES IN ONE GAME	5/4/22 @ Springfield (9)
ALLOWED 13+ WALKS IN ONE GAME	5/4/22 @ Springfield (13)
ALLOWED 10+ WALKS IN ONE GAME	6/2/2022 vs. Corpus Christi (10)
ALLOWED 8+ WALKS IN ONE GAME	6/2/2022 vs. Corpus Christi (10)
HIT 7+ HOME RUNS IN A GAME	5/30/2021 vs. San Antonio (7)
HIT 5+ HOME RUNS IN A GAME	8/24/2021 vs. Springfield (5)
HIT 3+ HOME RUNS IN A GAME	5/5/2022 @ Springfield (4)
ALLOWED 7+ HOME RUNS IN A GAME	4/15/2011 @ San Antonio (7)
ALLOWED 5+ HOME RUNS IN A GAME	7/6/2021 @ Wichita (5)
ALLOWED 3+ HOME RUNS IN A GAME	5/28/2022 @ Midland (3)
HAD 2 PLAYERS HIT 2 HOME RUNS IN A GAME	Hunter Dozier & Bubba Starling, 4/10/2016 vs. Midland
HIT BACK-TO-BACK HOME RUNS	Bhrhet Bewley & Tucker Bradley, 6th Inning, 5/5/2022 @ Springfield
HIT 3 STRAIGHT HOME RUNS	Bobby Witt Jr., Nick Pratto & MJ Melendez, 5/30/2021 vs. San Antonio
SCORED 10+ RUNS IN AN INNING	2nd Inning, 9/9/2021 @ Wichita (10)
SCORED 7+ RUNS IN AN INNING	4th Inning, 4/27/2022 vs. Amarillo (7)
SCORED 5+ RUNS IN AN INNING	7th Inning, 5/24/2022 @ Midland (5)
SCORED 5+ RUNS IN AN EXTRA INNING	10th Inning, 6/2/2012 vs. Frisco (5)
ALLOWED 10+ RUNS IN AN INNING	7/26/2019 vs. Corpus Christi (11)
ALLOWED 7+ RUNS IN AN INNING	2nd Inning, 7/25/2021 @ Tulsa (7)
ALLOWED 5+ RUNS IN AN INNING	7th Inning, 5/12/2022 vs. Wichita (6)
ALLOWED 5+ RUNS IN AN EXTRA INNING	11th Inning, 4/26/2022 vs. Amarillo (5)
WON A GAME BY 15+ RUNS	18-1, 8/24/2021 vs. Springfield
WON A GAME BY 10+ RUNS	5/4/22 @ Springfield
LOST A GAME BY 15+ RUNS	23-8, 7/25/2021 @ Tulsa
LOST A GAME BY 10+ RUNS	12-2, 4/21/2022 @ Frisco
SCORED 12+ RUNS IN CONSECUTIVE GAMES	June 28 (vs. Tulsa) & July 2 (@ Frisco), 2015
SCORED 10+ RUNS IN CONSECUTIVE GAMES	May 21 & 22 @ Arkansas
SCORED A RUN WITHOUT AN RBI	9/7/2021 @ Wichita
SCORED MULTIPLE RUNS WITHOUT AN RBI	2 Runs, 8/16/2018 @ Midland
TURNED 5 DOUBLE PLAYS IN ONE GAME	8/20/2015 @ San Antonio
TURNED 3+ DOUBLE PLAYS IN ONE GAME	5/17/2022 @ Arkansas (3)
TURNED A TRIPLE PLAY	Frank Schwindel (1B) to Corey Toups (2B) to Humberto Arteaga (SS) to Schwindel to Toups, 8/31/2016 vs. Tulsa
HIT INTO A TRIPLE PLAY	Mauricio Ramos, 7/24/2016 vs. Springfield
COMMITTED 6 ERRORS	5/4/2019 vs. Midland
COMMITTED 5 ERRORS	5/29/2021 vs. San Antonio
COMMITTED 3+ ERRORS	8/17/2021 @ Tulsa (3)
EVERY NATURAL IN THE STARTING LINEUP HAD A HIT	5/8/2022 @ Springfield
EVERY NATURAL IN THE STARTING LINEUP SCORED A RUN	5/22/2022 @ Arkansas
EVERY NATURAL IN THE STARTING LINEUP HAD A HIT AND SCORED A RUN	5/4/2022 @ Springfield
LINEUP BATTED AROUND TWICE IN ONE GAME	3rd and 9th Innings, 5/4/2022 @ Springfield
WON ON THE LAST AT-BAT OF THE GAME (WALK-OFF WIN)	9/3/2021 vs. Corpus Christi
LOST ON THE LAST AT-BAT OF THE GAME (WALK-OFF LOSS)	5/26/2022 @ Midland
PLAYED BACK-TO-BACK EXTRA-INNING GAMES	September 2nd & 3rd, 2021 vs. Corpus Christi
WON BOTH GAMES OF A DOUBLEHEADER	8/24/2021 vs. Springfield (8-0, 4-1)
PITCHED SHUTOUTS IN BOTH GAMES OF A DOUBLEHEADER	8/14/2021 vs. Frisco (1-0, 10-0)
LOST BOTH GAMES OF A DOUBLEHEADER	5/30/2019 vs. Arkansas (7-4, 10-7)

THE LAST TIME A NATURALS HITTER....

HAD 6 HITS IN ONE GAME	Ed Lucas, 7/21/2008 @ Springfield
HAD 5 HITS IN ONE GAME	Dairon Blanco, 7/13/2021 vs. Arkansas
HAD 4 HITS IN ONE GAME	Maikel Garcia, 5/1/2022 vs. Amarillo
HAD 3 HITS IN ONE GAME	Michael Massey, 6/2/2022 vs. Corpus Christi
HIT 3 HOME RUNS IN ONE GAME	Bobby Witt Jr., 5/30/2021 vs. San Antonio
HIT 2 HOME RUNS IN ONE GAME	Sebastian Rivero, 4/27/2022 vs. Amarillo
HIT 2 TRIPLES IN ONE GAME	Taylor Featherston, 4/18/2019 vs. Springfield
HIT 3 DOUBLES IN ONE GAME	Nick Loftin, 5/4/22 @ Springfield
HIT 2 DOUBLES IN ONE GAME	Logan Porter, 6/1/2022 vs. Corpus Christi
HIT A GRAND SLAM	Michael Massey, 5/24/2022 @ Midland
HIT AN INSIDE-THE-PARK HOME RUN	Brewer Hicklen, 7/15/2021 vs. Arkansas
LED OFF A HOME GAME WITH A HOME RUN	Clay Dungan, 7/18/2021 vs. Arkansas
LED OFF A ROAD GAME WITH A HOME RUN	Clay Dungan, 7/24/2021 @ Tulsa
HIT A PINCH-HIT HOME RUN	Frank Schwindel, 8/21/2015 @ Corpus Christi
HIT A WALK-OFF HOME RUN	Gabriel Cancel, 4/20/2019 vs. Springfield
HIT FOR THE CYCLE	Nicky Lopez, 6/21/2018 @ Tulsa
HAD 7 RBI IN ONE GAME	Taylor Featherston, 7/20/2019 @ Amarillo
HAD 6 RBI IN ONE GAME	Nick Pratto, 5/21/2021 @ Springfield
HAD 5 RBI IN ONE GAME	Nick Loftin, 4/22/2022 @ Frisco
HAD 4 RBI IN ONE GAME	Michael Massey, 5/24/2022 @ Midland
SCORED 4 RUNS IN ONE GAME	Maikel Garcia, 4/8/2022 @ Springfield
SCORED 3 RUNS IN ONE GAME	Nick Loftin, 5/31/2022 vs. Corpus Christi
WALKED 4 TIMES IN ONE GAME	Travis Jones, 4/29/2021 @ Springfield
WALKED 3 TIMES IN ONE GAME	John Rave, 5/17/2022 @ Arkansas
STOLE 4 BASES IN ONE GAME	Nick Heath, 5/20/2019 @ Arkansas
STOLE 3 BASES IN ONE GAME	Brewer Hicklen, 8/12/2021 vs. Frisco
STOLE 2 BASES IN ONE GAME	Parker Bates, 6/2/2022 vs. Corpus Christi
STRUCK OUT 5 TIMES IN ONE GAME	Dairon Blanco, 5/12/2021 vs. Tulsa
STRUCK OUT 4 TIMES IN ONE GAME	Maikel Garcia, 5/31/2022 vs. Corpus Christi
STRUCK OUT 3 TIMES IN ONE GAME	Bhrhet Bewley, 6/2/2022 vs. Corpus Christi
REACHED BASE 6 TIMES IN ONE GAME	Travis Jones, 6/29/2021 @ Springfield
REACHED BASE 5 TIMES IN ONE GAME	Nate Eaton, 4/23/2022 @ Frisco
REACHED BASE 4 TIMES IN ONE GAME	Michael Massey, 5/31/2022 vs. Corpus Christi
REACHED BASE IN EVERY TRIP TO THE PLATE (6 PA)	Johnny Givortella, 7/22/2010 @ Arkansas
REACHED BASE IN EVERY TRIP TO THE PLATE (5 PA)	Nate Eaton, 4/23/2022 @ Frisco
REACHED BASE IN EVERY TRIP TO THE PLATE (4 PA)	Tucker Bradley, 5/21/2022 @ Arkansas
REACHED 2 TIMES IN THE SAME INNING	Bhrhet Bewley, 2nd Inning, 5/27/2022 @ Midland-
HAD 2 HITS IN THE SAME INNING	Sebastian Rivero & Nate Eaton, 4th Inning, 4/27/2022 vs. Amarillo
SAW 16 PITCHES IN A SINGLE PLATE APPEARANCE	Donnie Dewees, 4/7/2017 vs. San Antonio
SAW 15 PITCHES IN A SINGLE PLATE APPEARANCE	Dennicher Carrasco, 7/18/2021 vs. Arkansas
SAW 14 PITCHES IN A SINGLE PLATE APPEARANCE	Jordan George, 8/27/2019 vs. Midland
SAW 10+ PITCHES IN A SINGLE PLATE APPEARANCE	Seuly Matias, 6/2/2022 vs. Corpus Christi (12)
HIT HOME RUNS IN BOTH GAMES OF A DOUBLEHEADER	Jimmy Govern, 8/14/2021 vs. Frisco
HIT HOME RUNS IN BACK-TO-BACK GAMES	Michael Massey, 4/30 and 5/1 vs. Amarillo
HIT HOME RUNS IN 3 STRAIGHT GAMES	Michael Massey, 4/22 to 4/24/2022 @ Frisco
HIT HOME RUNS IN 4 STRAIGHT GAMES	Wil Myers, 5/5 to 5/8/2012 vs. Tulsa
HIT HOME RUNS IN 5 STRAIGHT GAMES	Clint Robinson, 8/7 to 8/12/2010 vs. Arkansas, @ Frisco
HAD 2+ HITS IN 8 STRAIGHT GAMES	Kurt Mertins, May 25 to June 6, 2009
HAD 2+ HITS IN 7 STRAIGHT GAMES	Jeff Bianchi, July 20 to July 27, 2009
HAD 2+ HITS IN 6 STRAIGHT GAMES	Anderson Miller, May 14 to May 19, 2019
HAD 2+ HITS IN 5 STRAIGHT GAMES	Michael Massey, May 23 to May 28, 2022
HAD A 20+ GAME HITTING STREAK	Clint Robinson, 21 Games: June 15 - July 12, 2010
HAD A 18+ GAME HITTING STREAK	Jordan Parraz, 19 Games: May 27 - June 15, 2009
HAD A 16+ GAME HITTING STREAK	Jacksson Flores, 17 Games: June 15 - July 6, 2018
HAD A 14+ GAME HITTING STREAK	Maikel Garcia, 14 Games: April 27 - May 12, 2022
HAD A 12+ GAME HITTING STREAK	Maikel Garcia, 14 Games: April 27 - May 12, 2022
HAD A 30+ GAME REACHED BASE STREAK	Jacksson Flores, 34 Games: May 29 - July 7, 2018
HAD A 25+ GAME REACHED BASE STREAK	Vinnie Pasquantino, 25 Games: August 5 - September 3, 2021
HAD A 20+ GAME REACHED BASE STREAK	Freddy Fermin, 23 Games: July 2, 2021 to August 4, 2021

THE LAST TIME A NATURALS PITCHER....

THREW A 1-HITTER (9 Innings)	N/A
THREW A 1-HITTER (7 Innings)	N/A
THREW A 2-HITTER (9 Innings)	N/A
THREW A 2-HITTER (7 Innings)	Drew Parrish, 8/27/2021 vs. Springfield (Game 2)
THREW A 9-INNING COMPLETE GAME SHUTOUT	Corey Ray, 6/8/2017 vs. Springfield
THREW A 7-INNING COMPLETE GAME SHUTOUT	Drew Parrish, 8/27/2021 vs. Springfield
THREW A 5-INNING COMPLETE GAME SHUTOUT	Danny Duffy, 9/2/2010 vs. Arkansas
THREW A 9-INNING COMPLETE GAME	Scott Blewett, 8/10/2018 vs. Frisco
THREW AN 8-INNING COMPLETE GAME	Ofreidy Gomez, 8/2/2019 @ Tulsa
THREW A 7-INNING COMPLETE GAME	Drew Parrish, 8/27/2021 vs. Springfield
THREW A 6-INNING COMPLETE GAME	Sugar Ray Marimon, 5/26/2013 @ San Antonio
STRUCK OUT 13 IN A GAME	Danny Duffy, July 17, 2013 @ Tulsa
STRUCK OUT 12 IN A GAME	Josh Staumont, 9/4/2016 vs. Arkansas
STRUCK OUT 11 IN A GAME	Alec Marsh, 5/14/2021 vs. Tulsa
STRUCK OUT 10 IN A GAME	Alec Marsh, 5/25/2022 @ Midland
WALKED 8 IN A GAME	Noel Arguelles, 5/12/2013 @ Springfield
WALKED 7 IN A GAME	Jason Adam, 7/5/2013 @ Midland
WALKED 6 IN A GAME	Marcelo Martinez, 5/10/2022 vs. Wichita
WALKED 5 IN A GAME	Will Klein, 6/2/2022 vs. Corpus Christi
ALLOWED 4 HOME RUNS IN A GAME	Franco Terrero, 4/22/2018 @ Tulsa
ALLOWED 3 HOME RUNS IN A GAME	Anthony Veneziano, 5/28/2022 @ Midland
ALLOWED 2 HOME RUNS IN A GAME	Drew Parrish, 6/1/2022 vs. Corpus Christi
THREW 110+ PITCHES IN A GAME	Andy Ferguson, 8/9/2014 vs. San Antonio (116)
THREW 100+ PITCHES IN A GAME	Drew Parrish, 5/20/2022 @ Arkansas (100)
THREW 95+ PITCHES IN A GAME	Drew Parrish, 6/1/2022 vs. Corpus Christi (99)
THREW 90+ PITCHES IN A GAME	Drew Parrish, 6/1/2022 vs. Corpus Christi (99)
WON HIS NATURALS DEBUT	Walter Pennington, 4/23/2022 @ Frisco
THREW AN IMMACULATE INNING	Grant Gavin, 6th Inning 5/20/2019 @ Arkansas