

OMAHA STORM CHASERS GAME NOTES

vs. LOUISVILLE BATS

LHP Marcelo Martinez (1-0, 2.13 ERA) vs. RHP Ben Lively (3-0, 2.57 ERA)

Wednesday, May 3, 2023 | Game #27 | Home Game #14

11:05 a.m. CT | Werner Park | Papillion, Nebraska

Radio: stormchasers.mixlr.com | TV: Bally Live, MiLB.TV

10-16

10-17





Omaha Storm Chasers | 12356 Ballpark Way, Papillion, Nebraska 68046 | (402) 738-5100 | OmahaStormChasers.com | @OMASstormChasers

UPCOMING SCHEDULE & PROBABLE PITCHERS

UPCOMING GAMES	OPPONENT	TIME (CT)	PROBABLE PITCHERS
Thursday, May 4	LOUISVILLE	6:35 p.m. CT	LHP Drew Parrish (1-0, 1.71 ERA) vs. RHP Kevin Herget (0-1, 5.40 ERA)
Friday, May 5	LOUISVILLE	6:35 p.m. CT	RHP Mike Mayers (1-1, 8.25 ERA) vs. LHP Brandon Williamson (1-3, 8.46 ERA)
Saturday, May 6	LOUISVILLE	6:35 p.m. CT	RHP Jonathan Heasley (1-3, 9.00 ERA) vs. RHP Levi Stoudt (1-2, 5.68 ERA)
Sunday, May 7	LOUISVILLE	2:05 p.m. CT	RHP Max Castillo (0-5, 6.66 ERA) vs. LHP Andrew Abbott (1-0, 1.80 ERA)

THE MATCHUP

(UNDERLINE = MiLB LEADER) (BOLD = TRIPLE-A LEADER) (ITALICS = TRIPLE-A WORST)

			
.250 (11TH) AVG > .258 (8TH)	5.83 (18TH) < ERA	6.07 (19TH)	
136 (10TH) < R	132 (13TH)	1.63 (18TH) < WHIP	1.70 (19TH)
218 (13TH) H > 230 (8TH)	.288 (20TH) AVG > .271 (16TH)		
33 (8TH) < HR	31 (9TH)	230.0 (10TH) < IP	225.1 (15TH)
115 (13TH) BB > 119 (11TH)	263 (20TH) H > 233 (10TH)		
226 (6TH) < K	263 (17TH)	165 (18TH) < R	168 (19TH)
43 (3RD) < SB	24 (16TH)	32 (14TH) HR > 30 (17TH)	
.342 (14TH) OBP > .350 (10TH)	111 (5TH) < BB	149 (19TH)	
.432 (7TH) < SLG	.428 (8TH)	213 (18TH) < K	192 (20TH)
.774 (9TH) < OPS	.778 (8TH)	0 (14TH) - SHO - 0 (14TH)	

ALL-TIME vs. Louisville 145-142 (.507)
 ALL-TIME at Omaha (Since 2021) 8-5 (.615)
 ALL-TIME at Louisville (Since 2021) 6-6 (.500)

2023 vs. Bats 0-1 (.000)
 2023 at Werner Park 0-1 (.000)
 2023 at Louisville Slugger Field

DATE	H/R	SCORE	WIN	LOSS	SAVE
5/2	H	L, 10-4	A. Abbott	M. Castillo	-
5/3	H				
5/4	H				
5/5	H				
5/6	H				
5/7	H				
8/1	R				
8/2	R				
8/3	R				
8/4	R				
8/5	R				
8/6	R				
8/29	H				
8/30	H				
8/31	H				
9/1	H				
9/2	H				
9/3	H				

STORM CHASERS ON THE RISE

Omaha players that appear on a Top-30 Royals prospects ranking

PLAYER (Position)	MLB PIPELINE	BASEBALL AMERICA
Nick Loftin (INF/OF)	Royals No. 4	Royals No. 8
Tyler Gentry (OF)	Royals No. 8	Royals No. 7
Samad Taylor (INF/OF)	Royals No. 21	Royals No. 24
Tucker Bradley (OF)	Royals No. 25	-
Jackson Kowar (RHP)	-	Royals No. 17
Max Castillo (RHP)	-	Royals No. 18

STORM CHASERS PRESS BOX



Game Notes compiled by Nicholas Badders

Credential Requests: nicholasb@omahastormchasers.com

Omaha Storm Chasers gameday information, as well as the 2023 Storm Chasers Media Guide can be found at milb.com/omaha/ballpark/media or by scanning the QR code to the right.



YESTERDAY'S GAME

	1	2	3	4	5	6	7	8	9	R	H	E	LO
 Louisville	0	0	0	1	2	6	1	0	0	10	14	2	8
 Omaha	0	0	0	0	0	1	3	0	0	4	6	0	10

WIN: Andrew Abbott (1-0) | LOSS: Max Castillo (0-5) | SAVE: None

NASHVILLE, TENN. – Despite a brief rally in the seventh inning, the Omaha Storm Chasers could not come back from the Louisville Bats' six-run sixth inning, as the Storm Chasers dropped the series opener Tuesday afternoon, 10-4.

- ✦ The game looked promising early, as Omaha starting pitcher **Max Castillo** retired 10 of his first 11 batters and the score was tied at 0-0 after three innings ... Louisville struck Castillo for a run in the 4th inning on an RBI single, added two more in the 5th on a two-run single and used a home run and walk to get him out of the game in the sixth.
- ✦ Behind Castillo, reliever **Evan Sisk** was only able to get one out, as he allowed three hits, one walk and a sacrifice fly, while also throwing two wild pitches ... **Collin Snider** was needed to finish off the 6th inning, also allowing a pair of hits to cap a six-run inning for the Bats, at the time putting Louisville ahead 9-0 ... Snider allowed another run in the 7th, Louisville's 10th of the game, but Omaha could not mount a large enough comeback to get back in the game.
- ✦ **Tyler Gentry** put the Chasers on the board in the 6th inning with an RBI triple, then **Jakson Reetz** opened the 7th with a double on a pop up down the third base line ... after Reetz, the Chasers drew five straight walks, with the last three to **Angelo Castellano**, **Samad Taylor** and **Nate Eaton** all scoring runs ... while Omaha trailed 10-4 with the bases loaded no outs in the 7th, the club could not score again, stranding the bases loaded, then leaving one on in the 8th and a pair of singles stranded in the 9th.
- ✦ Omaha hitters combined for six hits and seven walks, while Gentry and Reetz each contributed two hits and Eaton scored a run for the fifth straight game.
- ✦ After 1.1 innings from Snider, **Ryan Weiss** offered his best of the season, throwing 2.0 scoreless and hitless innings, while striking out three over the 8th and 9th innings.

NOTES AND NUGGETS

REETZ SEEING DOUBLE

Storm Chasers catcher **Jakson Reetz** enters this afternoon's game on a 4-game hitting streak, with 4 of his 5 hits in this stretch doubles.

- ✦ After getting hits in just 2 of his first 6 games, Reetz has hits in 4 straight games (April 23 - May 2), a stretch where he's batting .357 (5-for-14), with 4 doubles and 1 single.
- ✦ Overall this season, Reetz is hitting .273 (9-for-33) with a .883 OPS ... 6 of his 9 hits have been for extra-bases, including 5 doubles and a grand slam ... the doubles are 5 of his last 6 hits.

OUT OF LEFT FIELD

Storm Chasers left fielder **Brewer Hicklen** threw out **Matt McLain** at second base to end the top of the 5th inning yesterday, Omaha's 7th outfield assist of the season.

- ✦ 7 outfield assists ranks tied 3rd among Triple-A teams, trailing only the El Paso Chihuahuas and Nashville Sounds who each have 8 this season ... they have come from all 6 of the 8 Storm Chasers that have made a start in the outfield this season, including **Dairon Blanco** (2), **Tucker Bradley** (1), **Nate Eaton** (1), **Tyler Gentry** (1), **Samad Taylor** (1) and now **Brewer Hicklen** (1).
- ✦ 4 of the 7 outfield assists have come in the last week, with three last week in Nashville.

ROLLING IN THE DEEP

With 5.1 innings from Max Castillo on Sunday in Nashville, Omaha starting pitchers have combined to throw 118.0 innings this seasons, tied for the 4th-most among International League teams, however the 6.25 ERA ranks 19th (2nd-worst) in the league.

- ✦ Omaha starters have thrown at least 5.0 innings in 14 of 26 games this season, including 12 of the last 13 ... in that 13-game stretch since April 18, 69.1 innings throw by Chasers starters are the most of any Minor League club (next closest: Memphis Redbirds, 67.1 IP).
- ✦ The last 13 games have featured four quality starts, from **Mike Mayers** (4/18), **Jonathan Heasley** (4/19), **Austin Cox** (4/27) and **Drew Parrish** (4/28).
- ✦ While they're generally going deep into games, Omaha starters are receiving an average of 2.42 runs of support per start ... they're 7-4 when getting at least 3 runs of support and 3-12 when getting 2 or less, with 6 games (including yesterday) of no run support for the starter.

SAMAD (TAYLOR'S VERSION)

Samad Taylor led off 24 of Omaha's 25 games and been the team's most consistent hitter, going 33-for-102 (.324) at the plate, with 9 extra-base hits and 19 runs batted in.

- ✦ His 33 hits rank tied 6th in the International League, and his 12 steals are 4th, while ranking 5th in Triple-A as well.
- ✦ Taylor has a team-best 11 multi-hit games this season, including each of the first four games, with hits in 20 of the 25 games he's played ... he's reached base in 23 of his 25 games, including a team-best 14-game streak between April 7 and 26, a stretch where he hit .328 (19-for-58) with an .848 OPS and had 10 runs batted in.
- ✦ When leading off innings, Samad is a .302 hitter (13-for-43) with a .412 OBP.

AT A GLANCE

RECENT

Last 5 Games 2-3
 Last 10 Games 3-7
 Last 20 Games 7-13

HOME/AWAY

Home Games 3-10
 Away Games 7-6

TIME OF DAY

Night Games 4-10
 Day Games 6-6

MONTH

March 1-0
 April 9-15
 May 0-1
 June
 July
 August
 September

OPPONENT

vs. Columbus
 vs. Gwinnett 1-5
 vs. Indianapolis 3-0
 vs. Iowa 2-2
 vs. Louisville 0-1
 vs. Memphis
 vs. Nashville 2-4
 vs. Rochester
 vs. Scranton/WB
 vs. St. Paul
 vs. Toledo 2-4

DAY OF THE WEEK

on Monday
 on Tuesday 0-5
 on Wednesday 1-3
 on Thursday 1-3
 on Friday 3-2
 on Saturday 2-2
 on Sunday 3-1

THIS HOMESTAND

Record 0-1
 Batting Average (.182)
 Runs/Per Game 4/4.0
 Home Runs 0
 ERA 10.00 (10 ER / 9.0 IP)
 Strikeouts (K/9) 8 (8.0)
 Saves/Opportunities 7

QUICK FACTS

Founded	2011 (1969-2010: Omaha Royals)
Colors	Royal Blue, Twister Gold, Blackout Black
League	International League (Since 2021)
Ownership	Alliance Baseball Omaha LLC
General Manager	Laurie Schlender (4th Year)
Home Ballpark (Capacity)	Werner Park (9,023, 6,254 fixed seats)
Dimensions	LF- 310 CF- 402 RF- 315

ROSTER BREAKDOWN

Age 22.....0	Native of Cuba.....1
Age 23.....0	Native of Mexico.....1
Age 24.....5	Native of United States.....24
Age 25.....2	Native of Venezuela.....2
Age 26.....11	Acquired by Royals via Free Agency9
Age 27.....5	(International).....2 (Minor League) ...4 (Undrafted).....3
Age 28.....1	Acquired by Royals via Trade6
Age 29.....1	Acquired by Royals via Waivers1
Age 30.....1	Acquired by Royals via First Year Player Draft12
Age 31.....2	(High School).....0 (Rounds 1-5).....4 (2015-17 Drafts).....2
Age 32.....0	(2nd Year/College).....1 (Rounds 6-10).....2 (2018 Draft).....6
Average Age26 Years 169 Days	(3rd Year/College).....8 (Rounds 11-20).....2 (2019 Draft).....2
Median Age26	(4th+ Year/College).....3 (Rounds 21-40).....4 (2020 Draft).....2

PRO-NUN-SEE-AY-SHUNS

PLAYERS

0 SAMAD TAYLOR.....	(suh-mod)
2 RYAN GOINS.....	(GO-ins)
16 DAIRON BLANCO.....	(DYE-rone)
17 ANGELO CASTELLANO.....	(kass-tay-AH-noh)
21 MIKE MAYERS.....	(MY-ers)
37 JACKSON KOWAR.....	(coh-wahr)
44 RYAN WEISS.....	(wyss)
50 MAX CASTILLO.....	(ca-STEE-yo)
58 BROOKS KRISKE.....	(KRIS-kee)
62 NICK WITTGREN.....	(wit-grinn)

COACHES

23 MIKE JIRSCHLE.....	(jursh-LEE)
33 DAVID NOWORYTA.....	(Nova-REE-tah)
52 BIJAN RADEMACHER.....	(bee-ZHON RAH-de-moch-err)

UNIFORM RECORDS

STANDARD UNIFORMS

Blue Vortex Home: 1-6 Road: 0-0	Blue O-Bolt Home: 0-1 Road: 7-6	Powder SC Home: 2-2 Road: 0-0	Powder O Home: 0-0 Road: 0-0
Home White Home: 1-6 Road: 0-0	Road Grey Home: 0-0 Road: 3-4	Blue O-Bolt Home: 0-1 Road: 4-2	Powder Blue Home: 2-2 Road: 0-0

SPECIALTY/THEME NIGHTS

Black O-Bolt Home: 0-1 Road: 0-0	Patriotic Home: 0-0 Road: 0-0	Runzas Home: 0-0 Road: 0-0	Cattlemen Home: 0-0 Road: 0-0	Rockets Home: 0-0 Road: 0-0	Marvel Home: 0-0 Road: 0-0	Throwback Home: 0-0 Road: 0-0
Community Home: 0-1 Road: 0-0	Star Wars Home: 0-0 Road: 0-0	Patriotic Home: 0-0 Road: 0-0	Runzas Home: 0-0 Road: 0-0	Cattlemen Home: 0-0 Road: 0-0	Rockets Home: 0-0 Road: 0-0	Marvel Home: 0-0 Road: 0-0

TRANSACTIONS

2023 BREAKING ROSTER

Pitchers (15): RHP Max Castillo, LHP Austin Cox, RHP Jonathan Heasley, RHP Jackson Kowar, RHP Brooks Kriske, LHP Marcelo Martinez, RHP Mike Mayers, RHP Andrés Núñez, LHP Drew Parrish, LHP Evan Sisk, RHP Collin Snider, RHP Josh Staumont, LHP Josh Taylor, RHP Ryan Weiss, RHP Nick Wittgren

Catchers (3): Freddy Fermin, Logan Porter, Jakson Reetz

Infielders (6): CJ Alexander, Angelo Castellano, Maikel Garcia, Nick Loftin, Nick Pratto, Samad Taylor

Outfielders (3): Dairon Blanco, Tucker Bradley, Brewer Hicklen

- 3/31 Kansas City Royals announce Breaking Roster
- 4/5 1B **Nick Pratto** recalled by KANSAS CITY from Omaha (AAA)
- 4/6 1B **Nick Pratto** optioned to Omaha (AAA)
- 4/12 LHP **Josh Dye** activated from the Development List
- 4/14 RHP **Josh Staumont** recalled by KANSAS CITY from Omaha (AAA)
- RHP **Dylan Coleman** optioned to Omaha (AAA)
- 4/16 LHP **Josh Taylor** recalled by KANSAS CITY from Omaha (AAA)
- 4/21 C **Freddy Fermin** recalled by KANSAS CITY from Omaha (AAA)
- 4/25 OF **Brewer Hicklen** activated from the 7-Day Injured List
- RHP **Zach Willeman** released
- 4/27 OF **Nate Eaton** optioned to Omaha (AAA)
- 4/28 1B **Nick Pratto** recalled by KANSAS CITY from Omaha (AAA)
- 4/29 C **Freddy Fermin** optioned to Omaha (AAA)
- 5/2 INF **Maikel Garcia** recalled by KANSAS CITY from Omaha
- C **Freddy Fermin** recalled by KANSAS CITY from Omaha
- LHP **Josh Dye** released
- 5/3 RHP **Jonah Dipoto** transferred to Omaha from NW Arkansas (AA)
- LHP **Walter Pennington** transferred to Omaha from NW Arkansas (AA)



MANAGER: MIKE JIRSCHLE • #23

- Mike Jirschele returns for his 15th season as Omaha's manager, his 18th season managing in Minor League Baseball and 32nd season overall with the Royals organization, named to the position of Storm Chasers manager on January 13, 2023, after previously managing Triple-A Omaha from 1995-97 and 2003-13.
- Jirschele served on the Kansas City Royals coaching staff as the Third Base Coach from 2014-19 and won the World Series in 2015. Jirschele most recently served as the bench coach under manager Chris Witheridge during the 2022 season with the Double-A Northwest Arkansas Naturals. He spent the 2021 season as Witheridge's bench coach for the High-A Central champion Quad Cities River Bandits and served as Special Assistant to the General Manager in 2020.
- In his second stint as Omaha's manager, over 11 years from 2003 to 2013, he led the team to four division titles, three consecutive trips to the Pacific Coast League Championship Series (2011-2013), two PCL titles (2011, 2013) and the team's first of two Triple-A National Championships in 2013.
- He earned the 2011 Mike Coolbaugh Award for *outstanding baseball work ethic, knowledge of the game and skill in mentoring young players on the field* and he is a four-time recipient of the Dick Howser Award (1992, 1994, 2005, 2011), recognizing outstanding work in player development within the Royals organization.
- Prior to his time with Omaha and Kansas City, he served as the Royals Minor League Infield Coordinator for four years, from 1998-2002, and he held managerial positions with Wilmington (1994), Rockford (1993) and the Gulf Coast Royals (1992).
- He appeared 999 games in the Minor Leagues across 13 years, between 1977 and 1990, including 22 games with the Omaha Royals between 1988 and 1989.



PITCHING COACH: DANE JOHNSON • #59

- Dane Johnson enters his fourth year in the Royals organization and as the Storm Chasers pitching coach, after joining Kansas City ahead of the 2020 season. 2023 marks his 24th season coaching overall.
- He previously spent one season in the Miami Marlins organization (2019) as a Pitching Consultant and 19 seasons with the Toronto Blue Jays as a Minor League Pitching Coach from 2000-03, Pitching Coordinator from 2004-14 and Major League Bullpen Coach from 2015-18.
- Prior to entering coaching, spent 15 years as a player, including over 280 games in the Minor Leagues and parts of three seasons in the Majors with the Chicago White Sox (1994), Blue Jays (1996) and Oakland Athletics (1997), also playing two seasons (1990-1991) in the Chinese Professional Baseball League.
- Johnson and his wife, Gina, reside in Palm Harbor, Florida. They have two children: a daughter, Madison (31), and son, Cobi (27).



HITTING COACH: BIJAN RADEMACHER • #52

- Bijan Rademacher (*bi-ZHON RAH-de-moch-err*) joins the Royals as the Omaha Storm Chasers Hitting Coach this year after spending the last two years with the Arizona Diamondbacks as their Minor League Hitting Coordinator (2021) and ACL Hitting Coach (2022).
- Prior to coaching, he spent eight years playing professionally (2012-2019), spanning seven seasons in the Chicago Cubs organization (2012-18) and slashed .280/.361/.402 over 702 career MiLB games, reaching as high as Triple-A. He also played one season in independent baseball (2019) with the New Britain Bees in the Atlantic League, in addition to an offseason in the Mexican Pacific Winter League.
- Over 243 career Triple-A games with the Iowa Cubs, he played 11 games at Werner Park and was a .378 hitter (14-for-37) with one homer and 5 runs batted in while playing in Omaha.
- Rademacher lives in Tempe, Arizona with his wife Melissa.



BENCH COACH: DAVID NOWORYTA • #33 (3RD BASE COACH)

- David Noworyta (*Nova-REE-tah*) enters his second year in the Royals organization and first as Omaha's Bench Coach, after making his coaching debut in 2022 as the Assistant Hitting Coach for the River Bandits Kansas City's High-A affiliate.
- Prior to coaching, he spent four years playing professionally (2018-21), including three minor league seasons in the Detroit Tigers organization (2018-20), and one with the Independent Pioneer League's Billings Mustangs in 2021. Before signing with Detroit in 2018, Noworyta graduated from the University of Hawaii with a bachelor's degree in communications and journalism, and played in parts of three seasons for their baseball team.
- Noworyta attended Holy Cross Academy (N.J.), where he played baseball and basketball, and was selected by the Royals in the 37th round of the 2014 MLB Draft. He resides in Hainesport, N.J. in the offseason.



CERTIFIED ATHLETIC TRAINER: JAMES STONE

- James Stone is entering his fifth season as the Certified Athletic Trainer for the Storm Chasers after serving the previous seven seasons with the Wilmington Blue Rocks (Royals High-A), including the 2015 season, in which he was named Carolina League Athletic Trainer of the Year.
- He joined the Kansas City organization in 2010 as the athletic trainer for the Class-A Burlington Bees. He came to the Royals after spending one season with the Central Valley Coyotes (Fresno, California) in Arena Football 2.
- Stone worked three seasons in the Florida Marlins organization, with stops in Jupiter (2008), Greensboro (2007) and Jamestown (2006), winning New York-Penn League Trainer of the Year honors in 2006.
- He was the Strength and Conditioning Coach for the Baltimore Orioles Class-A affiliate, the Delmarva Shorebirds, in 2005.
- Stone graduated with a bachelor's of science in kinesiology from Cal State-Northridge. He resides in Simi Valley, California with his dog, Ozzie.



STRENGTH & CONDITIONING COACH: YANNICK PLANTE

- Yannick Plante is entering his third season as the Strength & Conditioning Coach for the Storm Chasers, after being slated to serve in that role with Northwest Arkansas in 2020.
- He began with the Kansas City Organization in 2019 as the athletic trainer for the Burlington Royals (Advanced Rookie, Appalachian League). He was then a staff member of the Surprise Saguaros of the Arizona Fall League in the fall of 2019.
- Plante has a master's degree in kinesiology from the University of Calgary and a bachelor's degree in human kinetics with specialization in biophysics from the University of Ottawa. He currently lives in Ottawa, Ontario.



TONY MEDINA
MINOR LEAGUE/LATIN AMERICA
MEDICAL COORDINATOR



BEN NICHOLAS
PLAYER DEVELOPMENT TRAINEE



JEREMY OWENS
PLAYER DEVELOPMENT TRAINEE

Marcelo Martinez - Pitching - Stat Splits - 2023 - Regular Season

Split	Team	W	L	ERA	G	GS	CG	SHO	SV	IP	H	R	ER	HR	HB	BB	IBB	SO	WHIP	AVG	AB	WP	BK	GIDP	TBF	NP-S
Home Games	OMA	1	0	3.00	3	0	0	0	0	6.0	8	2	2	2	1	0	0	3	1.33	.296	27	0	0	0	28	119 - 82
Away Games	OMA	0	0	1.35	2	0	0	0	0	6.2	4	1	1	0	1	3	0	5	1.05	.167	24	0	0	0	28	110 - 64
Day Games	OMA	1	0	0.00	2	0	0	0	0	4.0	5	0	0	0	1	0	0	0	1.25	.278	18	0	0	0	19	77 - 54
Night Games	OMA	0	0	3.12	3	0	0	0	0	8.2	7	3	3	2	1	3	0	8	1.15	.212	33	0	0	0	37	152 - 92
On Grass	OMA	1	0	2.13	5	0	0	0	0	12.2	12	3	3	2	2	3	0	8	1.18	.235	51	0	0	0	56	229 - 146
April	OMA	1	0	2.13	5	0	0	0	0	12.2	12	3	3	2	2	3	0	8	1.18	.235	51	0	0	0	56	229 - 146
On Tuesdays	OMA	0	0	5.40	2	0	0	0	0	5.0	5	3	3	2	0	1	0	7	1.20	.250	20	0	0	0	21	99 - 62
On Saturdays	OMA	1	0	0.00	3	0	0	0	0	7.2	7	0	0	0	2	2	0	1	1.17	.226	31	0	0	0	35	130 - 84
In games following a win	OMA	1	0	4.50	2	0	0	0	0	4.0	5	2	2	2	1	0	0	3	1.25	.278	18	0	0	0	19	75 - 51
In games following a loss	OMA	0	0	1.04	3	0	0	0	0	8.2	7	1	1	0	1	3	0	5	1.15	.212	33	0	0	0	37	154 - 95
Reliever	OMA	1	0	2.13	5	0	0	0	0	12.2	12	3	3	2	2	3	0	8	1.18	.235	51	0	0	0	56	229 - 146

Marcelo Martinez - Opposing Hitting - Stat Splits - 2023 - Regular Season

Split	Team	AVG	G	AB	R	H	2B	3B	HR	RBI	BB	IBB	SO	SB	CS	OBP	SLG	OPS	HBP	SAC	SF	GIDP
vs Left	OMA	.214	5	14		3	2	0	1	5	3	0	3			.389	.571	.960	1	0	0	0
vs Right	OMA	.243	5	37		9	0	0	1	1	0	0	5			.263	.324	.587	1	0	0	0
Team is ahead	OMA	.182	2	22		4	0	0	0	0	2	0	1			.308	.182	.490	2	0	0	0
Team is behind	OMA	.276	3	29		8	2	0	2	6	1	0	7			.300	.552	.852	0	0	0	0
Batting First	OMA	.400	5	5		2	1	0	0	3	0	0	0			.500	.600	1.100	1	0	0	0
Batting Second	OMA	.167	5	6		1	0	0	0	0	0	0	2			.167	.167	.334	0	0	0	0
Batting Third	OMA	.500	5	6		3	1	0	1	1	0	0	0			.500	1.167	1.667	0	0	0	0
Batting Fourth	OMA	.000	5	4		0	0	0	0	0	2	0	0			.333	.000	.333	0	0	0	0
Batting Fifth	OMA	.200	5	5		1	0	0	1	1	0	0	1			.200	.800	1.000	0	0	0	0
Batting Sixth	OMA	.333	5	6		2	0	0	0	0	0	0	1			.333	.333	.666	0	0	0	0
Batting Seventh	OMA	.286	5	7		2	0	0	0	0	0	0	2			.286	.286	.572	0	0	0	0
Batting Eighth	OMA	.143	5	7		1	0	0	0	0	0	0	0			.143	.143	.286	0	0	0	0
Batting Ninth	OMA	.000	5	5		0	0	0	0	1	1	0	2			.286	.000	.286	1	0	0	0
Leading Off	OMA	.273	5	11		3	1	0	0	0	1	0	2			.333	.364	.697	0	0	0	0
Third Inning	OMA	.143	2	7	1	1	1	0	0	4	1	0	0	0	0	.250	.286	.536	0	0	0	0
Fourth Inning	OMA	.182	3	11	0	2	1	0	0	0	0	0	2	0	0	.250	.273	.523	1	0	0	0
Fifth Inning	OMA	.167	3	12	0	2	0	0	0	0	1	0	2	0	0	.231	.167	.398	0	0	0	0
Sixth Inning	OMA	.333	1	3	0	1	0	0	0	0	1	0	1	0	0	.600	.333	.933	1	0	0	0
Seventh Inning	OMA	.333	2	9	2	3	0	0	2	2	0	0	2	0	0	.333	1.000	1.333	0	0	0	0
Eighth Inning	OMA	.333	2	9	0	3	0	0	0	0	0	0	1	0	0	.333	.333	.666	0	0	0	0
Bases Empty	OMA	.269	5	26		7	1	0	2	2	1	0	4			.321	.538	.859	1	0	0	0
Runner at 1st	OMA	.273	4	11		3	0	0	0	0	0	0	2			.273	.273	.546	0	0	0	0
Runner at 2nd	OMA	.000	2	4		0	0	0	0	0	0	0	2			.200	.000	.200	1	0	0	0
Runners at 1st & 2nd	OMA	.167	3	6		1	0	0	0	0	0	0	0			.167	.167	.334	0	0	0	0
Runners at 1st & 3rd	OMA	.000	1	0		0	0	0	0	0	1	0	0			1.000	.000	1.000	0	0	0	0
Bases Loaded	OMA	.250	2	4		1	1	0	0	4	1	0	0			.400	.500	.900	0	0	0	0
Runners On	OMA	.200	5	25		5	1	0	0	4	2	0	4			.286	.240	.526	1	0	0	0
Scoring Position	OMA	.143	4	14		2	1	0	0	4	2	0	2			.294	.214	.508	1	0	0	0
No Outs	OMA	.188	5	16		3	1	0	0	0	1	0	2			.235	.250	.485	0	0	0	0
One Out	OMA	.176	5	17		3	0	0	1	1	0	0	3			.222	.353	.575	1	0	0	0
Two Outs	OMA	.333	5	18		6	1	0	1	5	2	0	3			.429	.556	.985	1	0	0	0
Ahead in Count	OMA	.235	5	17		4	0	0	0	0	0	0	2			.278	.235	.513	1	0	0	0
Behind in Count	OMA	.273	5	22		6	2	0	1	5	3	0	3			.360	.500	.860	0	0	0	0
0-0 Count	OMA	.333	5	3		1	0	0	1	1	0	0	0			.333	1.333	1.666	0	0	0	0
0-1 Count	OMA	.400	5	5		2	0	0	0	0	0	0	0			.500	.400	.900	1	0	0	0
0-2 Count	OMA	.250	5	4		1	0	0	0	0	0	0	2			.250	.250	.500	0	0	0	0
1-0 Count	OMA	.500	5	8		4	1	0	0	0	0	0	0			.500	.625	1.125	0	0	0	0
1-1 Count	OMA	.000	5	3		0	0	0	0	0	0	0	0			.250	.000	.250	1	0	0	0
1-2 Count	OMA	.125	5	8		1	0	0	0	0	0	0	0			.125	.125	.250	0	0	0	0
2-0 Count	OMA	.000	4	0		0	0	0	0	0	0	0	0			.000	.000	.000	0	0	0	0
2-1 Count	OMA	.000	5	3		0	0	0	0	0	0	0	0			.000	.000	.000	0	0	0	0
2-2 Count	OMA	.167	5	6		1	0	0	0	0	0	0	3			.167	.167	.334	0	0	0	0
3-0 Count	OMA	.000	2	0		0	0	0	0	0	1	0	0			1.000	.000	1.000	0	0	0	0
3-1 Count	OMA	.500	3	2		1	1	0	0	4	2	0	0			.750	1.000	1.750	0	0	0	0
3-2 Count	OMA	.111	5	9		1	0	0	1	1	0	0	3			.111	.444	.555	0	0	0	0
Pitcher	OMA	.235	5	51		12	2	0	2	6	3	0	8			.304	.392	.696	2	0	0	0



#46 MARCELO MARTINEZ

LEFT-HANDED PITCHER

BORN: August 10, 1996 in Reynosa, Tamaulipas, Mexico (Age 26)**HOMETOWN:** Reynosa, México**RESIDES:** Reynosa, México**HEIGHT/WEIGHT:** 6'2" / 190 LBS**SIGNED:** March 7, 2018 – as an International Free Agent**SEASON WITH STORM CHASERS:** 3rd Season

SCOUTING REPORT

4-SEAM FASTBALL: Sits 85-89, averages 96.9 MPH & 2,180 RPM ... Last outing: 47% usage (25/53 pitches)**CHANGEUP:** Sits 76-79, averages 77.8 MPH & 1,806 RPM ... Last outing: 40% usage (21/53 pitches)**SLIDER:** Sits 76-80, averages 77.6 MPH & 2,028 RPM ... Last outing: 13% usage (7/53 pitches)

LAST OUTING: SATURDAY, APRIL 29 @ NASHVILLE

After starting pitcher Mike Mayers allowed 4 R on 6 H in 2.0 IP, Martinez took the mound in the 3rd and retired his first six batters, including 1-2-3 innings in the 3rd and 4th ... allowed a walk and single in the 5th, then loaded the bases in the 6th and was removed in favor of Brooks Kriske, who stranded all 3 inherited runners ... his second straight scoreless outing.

2023 SEASON

- Today marks his first start of the season, has made five relief appearances prior to today, all at least 2.0 innings and 30 pitches ... 3 of last 4 outings have been scoreless, *has not allowed a run in his last 8.0 innings.*
- 4/4 vs. Toledo:** Made his season debut, allowed a pair of home runs in the 7th inning, then a 1-2-3 8th inning, retired his last four batters.
- 4/8 vs. Toledo:** Threw two scoreless innings as the first pitcher out of the bullpen behind Drew Parrish.
- 4/11 @ Iowa:** First pitcher out of the bullpen behind starter Mike Mayers, who could not get an out in the 3rd ... after 3 of his first 5 reached, retired his last 6 batters.
- 4/22 vs. Gwinnett:** Threw two scoreless innings (7th & 8th) as the third pitcher of the game, including a 1-2-3 7th.

CAREER NOTES

- 2022**
 - Spent the majority of the season with Omaha (AAA), appearing in 27 games with the StormChasers but also made three starts with NW Arkansas (AA) in a stint from May 3 to 21.
 - Made 15 starts with Omaha, while making 12 relief appearances as well, making a season-high five straight starts between June 19 and July 13.
 - Held his opponent to less than two earned runs in 12 of his 27 appearances with Omaha, including five starts.
 - Went career-best 7.1 innings on July 7 vs. Toledo (DET) with just one earned run allowed, his first of two quality starts with the Chasers on the season ... on August 31 @ St. Paul (MIN), held the Saints to one earned run over 6.0 innings while tying a season-high with nine strikeouts (also accomplished in 5.2 innings on July 1 @ St. Paul).
 - 9 of his 11 relief appearances with Omaha were 2.0 innings or longer, including 4.0 scoreless frames on July 22 vs. Iowa (CHC) as he allowed just one hit with two strikeouts.
 - Fired a quality start in his first Double-A outing of the year with the Naturals on May 4 @ Springfield (STL), holding the Cardinals to one earned run on two hits and seven strikeouts ... struck out at least five batters in each of his three Double-A starts before returning to Triple-A.
- 2021**
 - Began season with Northwest Arkansas (AA), promoted to Omaha (AAA) on June 15, where he pitched for the remainder of the season ... combined to go 6-9 with a 5.11 ERA (64 ER in 112.2 IP), while striking out 117 across 25 appearances (24 starts).
 - Between the two levels, combined to lead all Royals Minor League pitchers with 24 starts and 112.2 innings pitched, while also leading the Storm Chasers in games started (17), while ranking second on the team in innings pitched (84.1) and fourth in strikeouts (84) ... ranked 4th in the system with 117 strikeouts.
 - With the Naturals, made seven starts, striking out 33 across 28.1 innings pitched ... allowed one run or less in four of his seven Double-A appearances, including each of his last three.
 - In the month of June, before his promotion to Triple-A, went 1-0 with a 1.59 ERA (2 ER in 11.1 IP) across three starts, striking out 19 while walking three.
 - Named the Double-A Central Pitcher of the Week for the week of June 6, throwing 5.0 innings of one-run ball with 9 strikeouts against Tulsa (LAD) on 6/1 ... pitched an additional 1.1 scoreless innings with two strikeouts in the 6/6 game against Tulsa that was suspended in the top of the 2nd due to rain, was later made up in July after his promotion to Omaha.
 - Pitched at least 5.0 innings in 11 of 17 starts with the Chasers, completing 6.0 innings or more a team-best six times.
- 2019**
 - Began season with Lexington (A), making two appearances out of the bullpen with 10 strikeouts and a 2.00 ERA (2 ER in 9.0 IP) before finishing the season with the Wilmington Blue Rocks (A+).
 - With Wilmington, he made 21 starts (25 appearances), going 6-7 with a 4.23 ERA (57 ER in 121.1 IP) in with 108 strikeouts to just 37 walks (2.92 K/BB).
 - Made one postseason appearance for the Blue Rocks, pitching two scoreless innings out of the bullpen on September 4, striking out three against the Salem Red Sox in the team's first postseason game of their run to the Mills Cup.
- 2018**
 - Spent most of the season with the Burlington Royals (R) and was named Burlington Pitcher of the Year in his professional debut ... began the season with a pair of starts for Idaho Falls (R) in the Pioneer League before joining Burlington.
 - Led the Appalachian League in ERA (2.68), strikeouts (71), K/9 (11.2), opponents average (.216) and WHIP (1.00) ... also named a Baseball America Rookie All-Star for his efforts in the Appy League.
 - In consecutive starts on August 1 and 7, he recorded 6.0 scoreless innings on one hit and 12 strikeouts, against the Pulaski Yankees, followed by 6.0 no-hit, scoreless innings with 10 strikeouts against the Danville Braves ... the August 1 start earned him Appalachian League Pitcher of the Week honors, and he was later named Burlington's Pitcher of the Month for August.
 - Upon the conclusion of the Appalachian League season, joined Lexington (A) and struck out nine over six innings to earn a win on August 31 @ Greeneville (BOS) ... pitched twice out of the bullpen for the Legends in the postseason.

MISCELLANEOUS

- Pitched four games in the Mexico League in 2017 with three strikeouts and a 3.00 ERA (1 ER in 3.0 IP)
- Since 2017, has pitched in the Mexican Pacific Winter League for the Naranjeros de Hermosillo, as well as the Aguilas De Mexicali in 2022 ... across five seasons, he's pitched in 72 games (8 starts) with 136 strikeouts and a 2.11 ERA (28 ER in 119.2 IP) ... signed with Royals after a strong first season in MPWL ... pitched a careerhigh 39.0 innings in the 2022/23 season, with a 2.08 ERA and 43 strikeouts.

SEASON / CAREER HIGHS

SEASON			CAREER		
4/29/2023 @ Nashville	3.2	INNINGS PITCHED	7.1	7/7/2022 vs. Toledo	
Last: 4/22/2023 vs. Gwinnett	3 (2x)	HITS ALLOWED	10	7/13/2021 @ Indianapolis	
4/4/2023 vs. Toledo	2	RUNS ALLOWED	8 (3x)	Last: 9/11/2022 vs. Indianapolis	
4/4/2023 vs. Toledo	2	EARNED RUNS ALLOWED	8 (3x)	Last: 9/11/2022 vs. Indianapolis	
4/4/2023 vs. Toledo	2	HOME RUNS ALLOWED	3 (3x)	Last: 9/17/2022 @ Columbus	
4/29/2023 @ Nashville	2	WALKS ALLOWED	6	5/10/2022 vs. Wichita	
4/11/2023 @ Iowa	4	STRIKEOUTS	12 (2x)	Last: 8/1/2018 @ Pulaski	
4/29/2023 @ Nashville	16	BATTERS FACED	27 (3x)	Last: 7/24/2019 vs. Potomac	
4/11/2023 @ Iowa	57	PITCHES THROWN	104	7/30/2019 vs. Fayetteville	
4/11/2023 to 4/29/2023	8.0 IP	SCORELESS STREAK	14.0 IP	7/25/2018 to 8/13/2018	

2023 RUN SUPPORT (OMAHA STARTS ONLY)

RUNS SCORED	0	1	2	3	4	5	6	7	8	9	10+
-------------	---	---	---	---	---	---	---	---	---	---	-----

GAMES

PLAYER W-L

Team W-L

2023 GAME-BY-GAME
OMAHA STORM CHASERS, AAA

DATE	OPPONENT	RES	LEFT GAME	DEC	IP	H	R	ER	HR	HB	BB	SO	BF	NP-S
4/4 *	vs. Toledo	L, 9-2	End 8th, losing 9-2	-	2.0	3	2	2	2	0	0	3	9	42-28
4/8 *	vs. Toledo	W, 13-8	End 5th, winning 10-1	W	2.0	2	0	0	0	1	0	10	33-23	
4/11 *	@ Iowa	L, 9-6	Middle 6th, losing 9-6	-	3.0	2	1	1	0	0	1	4	12	57-34
4/22 *	vs. Gwinnett	L, 5-2	End 8th, losing 4-2	-	2.0	3	0	0	0	0	0	0	9	44-31
4/29 *	@ Nashville	L, 6-5 (10)	Bottom 6th, winning 5-4	-	3.2	2	0	0	0	1	2	1	16	53-30

* Indicates Relief Outing

2022 BATTED BALL STATISTICS (AAA)

BABIP	GB/FB	LD%	GB%	FB%	IFFB%	HR/FB	Pull%	Cent%	Oppo%	SwStr%
.244	0.93	31.0%	33.3%	35.7%	20.0%	13.3%	48.8%	25.6%	25.6%	7.0%

vs. LOUISVILLE IN 2023

W	L	ERA	G	GS	CG	SHO	GF	HLD	SV	SVO	IP	H	R	ER	HR	HB	BB	IBB	SO	WHIP	AVG
---	---	-----	---	----	----	-----	----	-----	----	-----	----	---	---	----	----	----	----	-----	----	------	-----

vs. LOUISVILLE HITTERS IN 2023

PLAYER	AVG	AB	H	2B	3B	HR	RBI	BB	SO	PLAYER	AVG	AB	H	2B	3B	HR	RBI	BB	SO
--------	-----	----	---	----	----	----	-----	----	----	--------	-----	----	---	----	----	----	-----	----	----

CAREER PITCHING

SEASON	TEAM	W	L	ERA	G	GS	CG	SHO	SV	SVO	IP	H	R	ER	HR	HB	BB	IBB	SO	WHIP	AVG	AB	WP	BK	GIDP	TBF	NP-S	
2018	Idaho Falls (R)	0	1	1.50	2	0	0	0	0	0	6.0	4	1	1	1	0	2	0	10	1.00	.190	21	0	0	0	23	70-50	
	Burlington (R)	5	3	2.68	10	10	1	1	0	0	57.0	46	18	17	3	0	11	0	71	1.00	.216	213	5	1	1	227	800-578	
	Lexington (A)	1	0	4.50	1	1	0	0	0	0	6.0	4	3	3	1	0	1	0	9	0.83	.182	22	0	0	0	23	81-60	
2019	Lexington (A)	0	0	2.00	2	0	0	0	1	1	9.0	9	2	2	1	0	0	0	10	1.00	.250	36	1	0	0	36	132-97	
	Wilmington (A+)	6	7	4.23	25	21	0	0	0	1	1	121.1	112	59	57	16	1	37	0	108	1.23	.243	461	14	1	4	504	1858-1203
2020	Did not play (no Minor League season)																											
2021	NW Arkansas (AA)	1	2	5.08	7	7	0	0	0	0	28.1	21	16	16	7	0	11	0	33	1.13	.206	102	0	0	1	115	480-302	
	Omaha (AAA)	5	7	5.12	18	17	0	0	0	0	84.1	90	52	48	19	3	27	0	84	1.39	.268	336	2	0	5	368	1466-927	
2022	NW Arkansas (AA)	1	0	2.57	3	3	0	0	0	0	14.0	6	4	4	2	0	7	0	17	0.93	.125	48	1	0	0	55	227-137	
	Omaha (AAA)	5	6	6.70	27	15	0	0	0	0	95.1	104	78	71	21	4	46	0	98	1.57	.270	385	2	1	4	439	1721-1063	
2023	Omaha (AAA)	1	0	2.13	5	0	0	0	0	0	12.2	12	3	3	2	2	3	0	8	1.18	.235	51	0	0	0	56	229-146	
Minor League Totals (5 Seasons)		25	26	4.59	104	74	1	1	2	2	437.0	413	237	223	73	10	147	0	451	1.28	.245	1689	25	3	15	1862	7123-4600	

PLAYER

50 MAX CASTILLO

RHP • R/R • 6'2" • 285 lbs • 5/4/1999 (23)
Traded from Toronto — 8/2/2022
Born/Resides: Caracas, Venezuela

57 DYLAN COLEMAN

RHP • R/R • 6'5" • 235 lbs • 9/16/1996 (26)
Traded from San Diego — 11/5/2020
Born: Potosi, Missouri • Resides: Mineral Point, Missouri

55 JONAH DIPOTO

RHP • R/R • 6'1" • 225 lbs • 9/3/1996 (26)
2019 MLB Draft — Round 35 (UC San Diego)
Born: Queens, N.Y. • Resides: San Diego, Calif.

60 JONATHAN HEASLEY

RHP • R/R • 6'3" • 235 lbs • 1/27/1997 (26)
2018 MLB Draft — Round 13 (Oklahoma State)
Born: Plano, Texas • Resides: Dallas, Texas

37 JACKSON KOWAR

RHP • R/R • 6'5" • 215 lbs • 10/4/1996 (26)
2018 MLB Draft — Round 17/33rd Overall (Florida)
Born: Weddington, N.C. • Resides: Charlotte, N.C.

58 BROOKS KRISKE

RHP • R/R • 6'3" • 210 lbs • 2/3/1994 (29)
Signed 12/14/2022 as a Minor League Free Agent
Born/Resides: Scottsdale, Arizona

46 MARCELO MARTINEZ

LHP • L/L • 6'2" • 190 lbs • 8/10/1996 (26)
Signed 3/7/2018 as an International Free Agent
Born/Resides: Reynosa, México

21 MIKE MAYERS

RHP • R/R • 6'2" • 220 lbs • 12/6/1991 (31)
Signed 12/22/2022 as a Minor League Free Agent
Born: Grove City, Ohio • Resides: Naples, Florida

41 ANDRÉS NUÑEZ

RHP • R/R • 6'4" • 265 lbs • 9/20/1995 (27)
2018 MLB Draft — Round 29 (Florida International)
Born/Resides: Southwest Ranches, Florida

53 DREW PARRISH

LHP • L/L • 5'11" • 1195 lbs • 2/8/1997 (25)
2019 MLB Draft — Round 8 (Florida State)
Born: Cape Canaveral, Fla. • Resides: Tallahassee, Fla.

40 WALTER PENNINGTON

LHP • L/L • 6'2" • 205 lbs • 4/14/1998 (25)
Signed 8/19/2020 as an Undrafted Free Agent (Cala School of Mines)
Born: Englewood, Colo. • Resides: Broomfield, Colo.

47 EVAN SISK

LHP • L/L • 6'2" • 195 lbs • 4/23/1997 (26)
Traded from Minnesota — 1/24/2023
Born: Pineville, N.C. • Resides: Chester, S.C.

43 COLLIN SNIDER

RHP • R/R • 6'4" • 205 • 10/10/1995 (27)
2017 MLB Draft — Round 12 (Vanderbilt)
Born/Resides: Murfreesboro, Tennessee

44 RYAN WEISS

RHP • R/R • 6'4" • 220 • 12/10/1996 (26)
Claimed off Waivers from Arizona — 7/1/2022
Born: South Elgin, Ill. • Resides: Raleigh, N.C.

62 NICK WITTGREN

RHP • R/R • 6'2" • 210 • 5/29/1991 (31)
Signed 12/23/2022 as a Minor League Free Agent
Born: Torrance, California • Resides: Jupiter, Florida

QUICK NOTES

Ranked by Baseball America as the No. 18 Royals prospect

2023: Appeared in 4 Cactus League games for the Royals and went 2-0 with a 11.12 ERA (7 ER in 5.2 IP) and 7 K.

2022: Began the 2022 season in the Blue Jays organization and made 20 appearances (11 in MiLB and 9 in MLB) before being traded to Kansas City on August 2 with Samad Taylor in exchange for Whit Merrifield ... had three stints with the Royals: 8/18-20, 9/4-7 and 9/25 through the end of the season ... across three stints with Omaha, pitched in 7 games (6 starts) with 22 strikeouts in 21.1 innings.

2021: Spent the entire season with New Hampshire (A), appearing in 21 games (20 starts) while going 11-4 with a 4.85 ERA (55 ER in 102.0 IP) and 89 strikeouts.

4SFB (90-92), CH, SL

CONSECUTIVE BATTERS RETIRED: 0

SCORELESS STREAK: 0.0 IP

2023: Made his second consecutive Opening Day Roster with the Royals, but allowed 10 ER in 5.0 IP (18.00 ERA) in 5 games with 7 H, 7 BB & 5 K ... optioned to Omaha on 4/14, has not yet appeared in a game.

2022: Spent nearly the entire season in Kansas City, pitching in 68 games for the Royals with a 5-2 record and 2.78 (21 ER in 68.0 IP) and 71 strikeouts ... 2nd-most appearances among rookie relievers, 8th in ERA, and 9th in strikeouts ... did not allow a HR over the final 26.0 innings of the season ... pitched 1 game for Omaha on May 24.

2021: Opened the season in NW Arkansas (AA) and assigned to Omaha on 7/8 ... earned his first MLB call-up on 9/20 and pitched in 5 games for Kansas City with 7 K in 6.1 IP.

4SFB (91-96), SL, SW

CONSECUTIVE BATTERS RETIRED: 0

SCORELESS STREAK: 0.0 IP

2023: For the 2nd straight year, made his spring debut with a scoreless Cactus League inning against his dad's Seattle Mariners, on 2/26 ... opened the regular season with NW Arkansas (AA) and pitched 10.1 scoreless innings with 1 ER and 13 K across 7 relief outings ... assigned to Omaha (AAA) on 5/3.

2022: Pitched a scoreless Cactus League inning with a strikeout on 3/29 against his dad's Seattle Mariners ... spent the entire season with NW Arkansas (AA) and led the Royals with 42 games pitched, went 3-1 with three saves and a 3.68 ERA (26 ER in 63.1 IP), while striking out 84 batters ... his 11.87 K/9 ranked second among Royals minor league pitchers with at least 60.0 IP, while a 2.12 opponents' batting average was third and 28.1% ranked third ... 25 of 42 outings were scoreless.

MISC: Full name is *Jonah Seaver Dipoto*, after Tom Seaver ... father Jerry Dipoto is currently the President of Baseball Operations for the Seattle Mariners, formerly their GM.

4SFB (92-94), CB, CH, SNK, SL

CONSECUTIVE BATTERS RETIRED: 0

SCORELESS STREAK: 0.0 IP

2023: Appeared in 4 Cactus League games for the Royals (2 starts) and went 0-1 with a 17.36 ERA (18 ER in 9.1 IP) and 7 K ... 2 of 4 starts have been quality starts, 4/7 vs. TOR and 4/19 vs. GWN.

2022: Split the season between Kansas City and Omaha, making 21 starts over four stints with the Royals and nine starts with the Storm Chasers ... his 21 MLB starts ranked 7th among Major League rookies ... opened the year in triple-A, with six of his nine Storm Chasers starts coming before his first call-up to Kansas City on 5/12 ... across all nine of his outings with Omaha, struck out 45 in 39.1 innings (10.3 K/9).

2021: Named Kansas City's Double-A Pitcher of the Year with NW Arkansas (AA) and spent much of the season with the Royals before making his MLB debut with Kansas City on 9/17 and finishing the year with the Royals ... in 22 appearances (21 starts) with NWA, went 7-3 with a 3.33 ERA (39 ER in 105.1 IP) and 120 strikeouts (10.3 K/9).

4SFB (92-94), CB, CH, SNK, SL

CONSECUTIVE BATTERS RETIRED: 0

SCORELESS STREAK: 0.0 IP

2023: Appeared in 4 Cactus League games for the Royals (1 start) and went 1-1 with a 6.75 ERA (6 ER in 10.1 IP) and 11 K to just 3 BB ... after a scoreless season debut on April 2 @ IND, allowed at least 3 runs in 3 straight outings (1 start) ... first 4 outings were 2.0 IP+, last 4 have been less than 2 innings.

2022: Made his first Opening Day roster with Kansas City, but only pitched in 7 games over three stints with the Major League club, also making 20 starts with Omaha (AAA) across three stints ... allowed less than two earned runs in 8 of his 20 starts with Omaha, including three scoreless outings.

2021: Named Kansas City's Triple-A Minor League Pitcher of the Year, given to the top pitcher in the organization, also named the Storm Chasers Pitcher of the Year, the Triple-A East Pitcher of the Year and a Triple-A East post-season All-Star ... in two stints with Omaha, made 17 appearances (16 starts) and went 9-4 with a 3.46 ERA (31 ER in 80.2 IP) and 115 strikeouts (12.8 K/9), which led all Triple-A pitchers at the time of him being recalled on September 1.

4SFB (95-97), SL, CH

CONSECUTIVE BATTERS RETIRED: 1 (4/30)

SCORELESS STREAK: 0.2 IP (4/30)

2023: As a non-roster invitee, appeared in 10 Cactus League games for the Royals and went 0-1 with a 3.48 ERA (4 ER in 10.1 IP) and 11 K to just 3 BB ... 6 of 10 appearances with Omaha have been scoreless, including his last two.

2022: Signed with the Yokohama DeNA BayStars of Nippon Professional Baseball (NPB) on December 8, 2021 and pitched in 32 games, going 1-3 with two saves, a 3.25 ERA (13 ER in 36.0 IP) and 36 strikeouts (10.3 K/9) between Japan's Central League (equivalent to Major League Baseball) and Eastern League (Japan's Minor Leagues).

2020-2021: Pitched 16 games in the Major Leagues between New York (AL) and Baltimore, with a 2-1 record and 14.40 ERA (24 ER in 15.0 IP) and 19 strikeouts ... pitched a scoreless ninth inning to finish the game his Major League debut on July 29 @ Baltimore.

4SFB (93-95), SPL, SL

CONSECUTIVE BATTERS RETIRED: 7 (4/27 to 4/29)

SCORELESS STREAK: 2.2 IP (4/25 to 4/29)

2023: Retired 6 straight to end his outing 4/11 @ Iowa, first 3 in next outing 4/22 vs. GWN ... all 4 games this year have been in relief, at least 2.0 IP each.

2022: Spent the majority of the season with Omaha, appearing in 27 games with the Storm Chasers but also made three starts with NW Arkansas (AA) in a stint from 5/3-21 ... Made 15 starts with the Chasers, while making 12 relief appearances as well, with a season-high five straight starts between 6/19 and 7/13 ... 9 of his 11 relief appearances with Omaha were 2.0 innings or longer, including 4.0 scoreless frames on 7/22 vs. Iowa.

2021: Began the season with NW Arkansas (AA), promoted to Omaha on 6/15, where he pitched for the remainder of the season ... between the two levels, led all Royals Minor League pitchers with 24 starts and 112.2 IP, also led the Chasers in starts (17), 2nd on the team in IP (84.1) and 4th in K (84) ... ranked 4th in the system with 117 K.

4SFB (85-89), SL, CH

CONSECUTIVE BATTERS RETIRED: 0 (4/29)

SCORELESS STREAK: 4.0 IP (4/11 to 4/29)

2023: As a non-roster invitee, appeared in 6 Cactus League games for the Royals (2 starts) and went 0-1 with a 5.02 ERA (8 ER in 14.1 IP) ... pitched his first quality start of the season 4/18 vs. GWN (6.0 IP, 1 ER).

2022: Spent much of the season with the Los Angeles Angels, as he made 24 MLB appearances (3 starts) and went 1-1 with a 5.68 ERA ... Designated for Assignment on 5/26 and outrighted off the 40-man roster on 6/2 ... made eight starts for Salt Lake (AAA) before he returned to the Angels on 8/6, where he finished the season.

2021: For the second straight season, spent the entire year in the Major Leagues and pitched in a career-high 72 games for the Angels, tied for the 4th-most in the American League and 8th in MLB ... 88 of his career-high 90 strikeouts came in relief, and 7th among American League relievers.

4SFB (90-92), SL, CH, SNK, CB

CONSECUTIVE BATTERS RETIRED: 1 (4/29)

SCORELESS STREAK: 0.1 IP (4/29)

2023: As a non-roster invitee, appeared in 2 Cactus League games for the Royals and struck out 4 with a 16.20 ERA (3 ER in 1.2 IP) ... 7 of 10 appearances with Omaha have been scoreless, including his last 3.

2022: Spent the entire season with Omaha and was named Kansas City's Triple-A Pitcher of the Year with the Storm Chasers, going 5-4 with a team-high tying 8 saves, a 3.61 ERA (25 ER in 62.1 IP) with 69 strikeouts to just 17 walks (4.06 K/BB) in a team-best 54 relief appearances ... threw the longest scoreless relief in MiLB, a stretch of 26.1 innings and 22 appearances from 5/19 to 7/26 in which he did not allow a run, holding opponents to a .183 average (17- for 93) with 34 strikeouts.

2021: Began the season with NW Arkansas (AA), split the season between the Royals and Omaha, combined for the 3rd-most appearances among KC minor leaguers (47).

SNK (90-92), SL, CH, CUT

CONSECUTIVE BATTERS RETIRED: 2 (4/30)

SCORELESS STREAK: 4.0 IP (4/22 to 4/30)

2023: Appeared in 2 Cactus League games for the Royals and produced a 3.00 ERA (1 ER in 3.0 IP) and 1 K.

2022: Began the season with NW Arkansas (AA), made 10 starts before being assigned to Omaha on 6/3, where he finished the season, pitched in 17 games (15 starts) for Omaha) and went 3-8 with a 5.62 ERA (46 ER in 73.2 IP) ... with the Royals, was named the Texas League Pitcher of the Week back-to-back, on 5/9 and 5/16, did not allow an earned run in 28.2 innings between 5/1 and 5/26 ... was the Texas League's May Pitcher of the Month right before getting called up to Triple-A.

2021: Split the season between Quad Cities (A+) and NW Arkansas (AA), with a break in between to pitch for Team USA at the 2021 WBSC Olympic Baseball Qualifiers ... named an MiLB.com Organization All-Star ... among qualified MiLB pitchers (96.0 IP), ranked 14th in WHIP, 14th in opponents' average (.198) and 16th in ERA (2.83).

SNK (87-91), CH, CB

CONSECUTIVE BATTERS RETIRED: 3 (4/28)

SCORELESS STREAK: 7.1 IP (4/22 to 4/28)

2023: Opened the season with NW Arkansas (AA) and pitched 9.2 scoreless innings with 11 strikeouts across 8 relief outings, allowed 4 H and 4 BB for a 0.83 WHIP and .129 BAA ... assigned to Omaha (AAA) on 5/3.

2022: Opened the season with Quad Cities (A+) and pitched 5.2 scoreless innings with nine strikeouts, across three relief outings ... assigned to NW Arkansas (AA) on 4/21, where he ended the season ... earned decisions in 5 of first 6 outings with Nationals (3 W, 1 L, 1 SV) ... 13 of 33 NWA outings were scoreless, allowed 1 ER or less in 20 of 33 ... made first pro start 6/22 vs. SPR ... was on the Injured List from 8/18 to 9/1, threw scoreless 8th inning in first outing back 9/3.

MISC: Graduated from the Colorado School of Mines with a mechanical engineering degree, threw 224.2 innings, but also hit .288 with a 1.142 OPS as an outfielder.

CONSECUTIVE BATTERS RETIRED: 0

SCORELESS STREAK: 0.0 IP

2023: Appeared in 6 Cactus League games for the Royals in his first MLB Spring Training and went 1-0 with a 4.50 ERA (3 ER in 6.0 IP) and 3 K ... has not allowed an earned run in 7 of his team-best 11 appearances.

2022: Split his first full season in the Twins organization between Wichita (AA) and St. Paul (AAA), earned Minnesota MiLB.com Organization All-Star honors as a relief pitcher ... posted a 1.57 ERA (11 ER in 63.0 IP) with 76 strikeouts against 25 walks (10.36 K/9 and 2.62 K/BB) across 50 games between the two levels, the best ERA in 2022 among all MiLB relievers that made 50+ appearances and threw a minimum of 60.0 IP.

2021: Began the season in the Cardinals organization, acquired by Minnesota via trade on July 30 ... split the year between Peoria (A+), Springfield (AA) and Wichita (AA), combining to pitch in 31 games with a 3-1 record and 3.91 ERA (23 ER in 53.0 IP), striking out 69 with 35 walks ... originally drafted by St. Louis in the 16th Round in 2018.

SNK (89-92), CH, SL

CONSECUTIVE BATTERS RETIRED: 0

SCORELESS STREAK: 0.0 IP

2023: Appeared in 7 Cactus League games for the Royals and went 1-0 with a 3.52 ERA (3 ER in 7.2 IP) and 10 K to just 1 BB ... 4 of 8 appearances have been scoreless, has allowed runs in 4 of his last 5 outings.

2022: Made the Opening Day Roster and his MLB debut with Kansas City ... in his first season in the big leagues, started and ended the season with Kansas City ... pitched in 42 games across five stints with the Royals, going 4-2 with a 6.55 ERA (25 ER in 34.1 IP) ... began his career with 5.1 scoreless innings over 6 games, and pitched in 27 of KC's first 96 games during his first stint from Opening Day through 6/9 ... also appeared in 20 games with Omaha (AAA) with a 5-40 ERA (13 ER in 21.2 IP) and 12 scoreless outings.

2021: Split the season between NW Arkansas (AA) and Omaha, making a career-high 48 appearances with a career-high 64 strikeouts and 26 walks ... joined the Storm Chasers a week into the season, returned to NWA on June 6, transferred back to triple-A on August 24 ... posted a 3.15 ERA in 25 Double-A outings before returning to Omaha.

SNK (94-95), SL

CONSECUTIVE BATTERS RETIRED: 1 (5/2)

SCORELESS STREAK: 0.1 IP (5/2)

2023: As a non-roster invitee, appeared in 8 Cactus League games for the Royals and went 2-0 with a 1.93 ERA (2 ER in 9.1 IP) and 15 K to 5 BB ... 3 of 8 outings have been scoreless, allowed at least 1 run in 5 straight appearances between 4/5 and 4/20 ... threw 2.0 scoreless innings, 5/2 vs. LOU.

2022: Began the season on Arizona's 40-man roster and opened the year with Amarillo (A) and made 10 appearances before being promoted to Reno (AAA) ... DFA'd on June 26, and claimed by Kansas City on July 1, but optioned off the 40-man roster at completion of the deal ... in 47 appearances (1 start) across the three levels, went 3-2 with a 6.93 ERA (48 ER in 62.1 IP) ... made his Omaha debut 7/3 @ STP and made 30 relief appearances with the Chasers, with 34 strikeouts in 35.2 innings (8.6 K/9).

2021: Split the season between Amarillo (AA) and Reno (AAA) ... appearing in 34 games (8 starts), combined to go 6-3 with one save, and a 4.60 ERA (40 ER in 78.1 IP), along with 88 strikeouts ... back-to-back Double-A Central Pitcher of the Week to open the season, with a career-best 17.2-inning scoreless streak from May 6 to 23.

CH, CB, 4SFB (90-93), SL

CONSECUTIVE BATTERS RETIRED: 3 (5/2)

SCORELESS STREAK: 2.0 IP (5/2)

2023: As a non-roster invitee, appeared in 7 Cactus League games for the Royals and produced a 2.25 ERA (2 ER in 8.0 IP) and 9 K ... 9 of 10 appearances with Omaha have been scoreless with 5 perfect appearances ... has retired 35 of 44 batters faced (80%).

2022: Pitched in 29 games for the St. Louis Cardinals and allowed just 1 run over his first 9 appearances (6.1 IP), but recorded a 7.50 ERA (10 ER in 12.0 IP) in May and a 6.75 ERA (8 ER in 10.2 IP) in June, before being DFA'd on July 2 and released on July 9 ... did not play professional baseball for the rest of the season.

2016-22: Over parts of seven seasons in the Major Leagues with Miami, Cleveland and St. Louis, pitched in 287 games (1 start) with a 3.96 ERA (123 ER in 300.1 IP) and 282 strikeouts ... has allowed only 27 of 130 inherited runners to score in his MLB career, and that rate of 20.8% ranks 5th in the majors since 2016 (min. 275 appearances).

4SFB (90-92), SL, CH, CUT

CONSECUTIVE BATTERS RETIRED: 2 (29)

SCORELESS STREAK: 9.1 IP (4/7 to 4/29)

CAREER HIGHS

IP	7.0	(3x) Last: 5/20/22 vs. Syracuse
K	9	5/30/18 vs. Lake County
BB	4	(6x) Last: 9/25/22 vs. SEATTLE
H	10	(2x) Last: 8/7/21 vs. Hartford
ER	8	(2x) Last: 6/10/18 @ Fort Wayne
NP	97	7/30/18 @ Dayton
IP	3.0	8/31/19 vs. Lansing
K	4	(4x) Last: 9/12/21 @ St. Paul
BB	4	4/10/23 @ TEXAS
H	5	7/4/21 @ Springfield
ER	6	4/10/23 @ TEXAS
NP	38	8/22/18 @ Great Lakes
IP	3.0	(4x) Last: 5/16/21 vs. Cedar Rapids
K	6	5/16/21 vs. Cedar Rapids
BB	4	(2x) Last: 4/8/22 @ Springfield
H	5	8/24/22 vs. Springfield
ER	4	8/24/22 vs. Springfield
NP	50	8/24/22 vs. Springfield
IP	7.0	(4x) Last: 4/19/23 vs. Gwinnett
K	12	6/25/19 vs. Columbia
BB	6	(2x) Last: 5/25/22 @ ARIZONA
H	9	(3x) Last: 4/13/23 @ Iowa
ER	11	4/13/23 @ Iowa
NP	108	9/3/22 @ DETROIT
IP	8.0	(2x) Last: 8/24/19 @ Frisco
K	10	(2x) Last: 7/3/21 @ St. Paul
BB	5	(3x) Last: 5/31/22 vs. Indianapolis
H	11	(2x) Last: 6/14/22 @ Iowa
ER	9	6/14/22 @ Iowa
NP	107	6/8/19 vs. Fayetteville
IP	3.1	8/1/18 vs. Aberdeen
K	6	8/8/18 vs. Lowell
BB	5	9/12/21 vs. Rochester
H	5	7/2/18 vs. Brooklyn
ER	5	(2x) Last: 9/6/21 vs. TORONTO
NP	53	8/8/18 vs. Lowell
IP	7.1	7/7/22 vs. Toledo
K	12	(2x) Last: 8/1/18 @ Pulaski
BB	6	5/10/22 vs. Wichita
H	10	7/13/21 @ Indianapolis
ER	8	(3x) Last: 9/11/22 vs. Indianapolis
NP	104	7/30/19 vs. Fayetteville
IP	9.0	5/2/15 @ Arkansas
K	10	(2x) Last: 6/3/17 vs. Omaha
BB	4	(5x) Last: 5/17/17 vs. Round Rock
H	11	5/5/15 @ Jupiter
ER	9	7/24/16 vs. LOS ANGELES (NL)
NP	102	(2x) Last: 6/3/17 vs. Omaha
IP	5.0	6/23/19 vs. Greenville
K	6	7/16/19 @ Rome
BB	3	(2x) Last: 6/13/21 @ Frisco
H	5	(5x) Last: 4/8/23 vs. Toledo
ER	8	9/11/21 @ St. Paul
NP	60	6/23/19 vs. Greenville
IP	7.0	(4x) Last: 5/13/22 vs. Wichita
K	9	(3x) Last: 5/13/22 vs. Wichita
BB	6	6/22/22 vs. Columbus
H	7	(4x) Last: 9/12/22 @ St. Paul
ER	7	9/1/22 @ St. Paul
NP	100	(2x) Last: 7/8/22 vs. Toledo
IP	3.2	7/16/21 @ Myrtle Beach
K	5	(2x) Last: 4/15/22 vs. Cedar Rapids
BB	4	(3x) 8/17/22 vs. San Antonio
H	5	(4x) Last: 8/13/22 @ Arkansas
ER	6	8/17/22 vs. San Antonio
NP	58	6/22/22 vs. Springfield
IP	3.0	(5x) Last: 6/18/21 @ Wichita
K	5	(4x) Last: 8/20/21 @ Springfield
BB	3	(3x) Last: 7/22/22 @ Indianapolis
H	5	(3x) Last: 8/7/21 @ Tulsa
ER	4	8/12/21 @ Tulsa
NP	55	8/20/21 @ Springfield
IP	6.0	4/8/18 vs. Charleston
K	5	(2x) Last: 6/30/21 @ Springfield
BB	3	(2x) Last: 8/7/22 vs. St. Paul
H	11	9/2/18 @ Greenville
ER	7	5/14/21 @ Columbus
NP	90	4/13/18 @ Augusta
IP	6.0	(10x) Last: 5/18/21 vs. Midland
K	8	(2x) Last: 5/18/21 vs. Midland
BB	4	(2x) Last: 7/9/21 vs. Las Vegas
H	11	9/1/19 @ Modesto
ER	7	(2x) Last: 5/29/21 @ Corpus Christi
NP	92	6/10/21 vs. Corpus Christi
IP	3.0	(4x) 4/13/17 vs. NEW YORK (NL)
K	5	4/20/13 vs. Charlotte
BB	3	(2x) Last: 9/20/21 vs. KANSAS CITY
H	5	4/20/14 vs. Pensacola
ER	5	7/23/21 vs. TAMPA BAY
NP	48	7/23/21 vs. TAMPA BAY
IP	48	7/23/21 vs. TAMPA BAY
NP	48	7/23/21 vs. TAMPA BAY
NP	48	7/23/21 vs. TAMPA BAY
NP	48	7/23/21 vs. TAMPA BAY
NP	48	7/23/21 vs. TAMPA BAY
NP	48	7/23/21 vs. TAMPA BAY
NP	48	7/23/21 vs. TAMPA BAY
NP	48	7/23/21 vs. TAMPA BAY
NP	48	7/23/21 vs. TAMPA BAY
NP	48	7/23/21 vs. TAMPA BAY
NP	48	7/23/21 vs. TAMPA BAY
NP	48	7/23/21 vs. TAMPA BAY
NP	48	7/23/21 vs. TAMPA BAY
NP	48	7/23/21 vs. TAMPA BAY
NP	48	7/23/21 vs. TAMPA BAY
NP	48	7/23/21 vs. TAMPA BAY
NP	48	7/23/21 vs. TAMPA BAY
NP	48	7/23/21 vs. TAMPA BAY
NP	48	7/23/21 vs. TAMPA BAY
NP	48	7/23/21 vs. TAMPA BAY
NP	48	7/23/21 vs. TAMPA BAY
NP	48	7/23/21 vs. TAMPA BAY
NP	48	7/23/21 vs. TAMPA BAY
NP	48	7/23/21 vs. TAMPA BAY
NP	48	7/23/21 vs. TAMPA BAY
NP	48	7/23/21 vs. TAMPA BAY
NP	48	7/23/21 vs. TAMPA BAY
NP	48	7/23/21 vs. TAMPA BAY
NP	48	7/23/21 vs. TAMPA BAY
NP	48	7/23/21 vs. TAMPA BAY
NP	48	7/23/21 vs. TAMPA BAY
NP	48	7/23/21 vs. TAMPA BAY
NP	48	7/23/21 vs. TAMPA BAY
NP	48	7/23/21 vs. TAMPA BAY
NP	48	7/23/21 vs. TAMPA BAY
NP	48	7/23/21 vs. TAMPA BAY
NP	48	7/23/21 vs. TAMPA BAY
NP	48	7/23/21 vs. TAMPA BAY
NP	48	7/23/21 vs. TAMPA BAY
NP	48	7/23/21 vs. TAMPA BAY
NP	48	7/23/21 vs. TAMPA BAY
NP	48	7/23/21 vs. TAMPA BAY
NP	48	7/23/21 vs. TAMPA BAY
NP	48	7/23/21 vs. TAMPA BAY
NP	48	7/23/21 vs. TAMPA BAY
NP	48	7/23/21 vs. TAMPA BAY
NP	48	7/23/21 vs. TAMPA BAY
NP	48	7/23/21 vs. TAMPA BAY
NP	48	7/23/21 vs. TAMPA BAY
NP	48	7/23/21 vs. TAMPA BAY
NP	48	7/23/21 vs. TAMPA BAY
NP	48	7/23/21 vs. TAMPA BAY
NP	48	7/23/21 vs. TAMPA BAY
NP	48	7/23/21 vs. TAMPA BAY
NP	48	7/23/21 vs. TAMPA BAY
NP	48	7/23/21 vs. TAMPA BAY
NP	48	7/23/21 vs. TAMPA BAY
NP	48	7/23/21 vs. TAMPA BAY
NP	48	7/23/21 vs. TAMPA BAY
NP	48	7/23/21 vs. TAMPA BAY
NP	48	7/23/21 vs. TAMPA BAY
NP	48	7/23/21 vs. TAMPA BAY
NP	48	7/23/21 vs. TAMPA BAY
NP	48	7/23/21 vs. TAMPA BAY
NP	48	7/23/21 vs. TAMPA BAY
NP	48	7/23/21 vs. TAMPA BAY
NP	48	7/23/21 vs. TAMPA BAY
NP	48	7/23/21 vs. TAMPA BAY
NP	48	7/23/21 vs. TAMPA BAY
NP	48	7/23/21 vs. TAMPA BAY
NP	48	7/23/21 vs. TAMPA BAY
NP	48	7/23/21 vs. TAMPA BAY
NP	48	7/23/21 vs. TAMPA BAY
NP	48	7/23/21 vs. TAMPA BAY
NP	48	7/23/21 vs. TAMPA BAY
NP	48	7/23/21 vs. TAMPA BAY
NP	48	7/23/21 vs. TAMPA BAY
NP	48	7/23/21 vs. TAMPA BAY
NP	48	7/23/21 vs. TAMPA BAY
NP	48	7/23/21 vs. TAMPA BAY
NP	48	7/23/21 vs. TAMPA BAY
NP	48	7/23/21 vs. TAMPA BAY
NP	48	7/23/21 vs. TAMPA BAY
NP	48	7/23/21 vs. TAMPA BAY
NP	48	7/23/21 vs. TAMPA BAY
NP	48	7/23/21 vs. TAMPA BAY
NP	48	7/23/21 vs. TAMPA BAY
NP	48	7/23/21 vs. TAMPA BAY
NP	48	7/23/21 vs. TAMPA BAY
NP	48	7/23/21 vs. TAMPA BAY
NP	48	7/23/21 vs. TAMPA BAY
NP	48	7/23/21 vs. TAMPA BAY
NP	48	7/23/21 vs. TAMPA BAY
NP	48	7/23/21 vs. TAMPA BAY
NP	48	7/23/21 vs. TAMPA BAY
NP	48	7/23/21 vs. TAMPA BAY
NP	48	7/23/21 vs. TAMPA BAY
NP	48	7/23/21 vs. TAMPA BAY
NP	48	7/23/21 vs. TAMPA BAY
NP	48	7/23/21 vs. TAMPA BAY
NP	48	7/23/21 vs. TAMPA BAY
NP	48	7/23/21 vs. TAMPA BAY
NP	48	7/23/21 vs. TAMPA BAY
NP	48	7/23/21 vs. TAMPA BAY
NP	48	7/23/21 vs. TAMPA BAY
NP	48	7/23/21 vs. TAMPA BAY
NP	48	7/23/21 vs. TAMPA BAY
NP	48	7/23/21 vs. TAMPA BAY
NP	48	7/23/21 vs. TAMPA BAY
NP	48	7/23/21 vs. TAMPA BAY
NP	48	7/23/21 vs. TAMPA BAY
NP	48	7/23/21 vs. TAMPA BAY
NP	48	7/23/21 vs. TAMPA BAY
NP	48	7/23/21 vs. TAMPA BAY
NP	48	7/23/21 vs. TAMPA BAY
NP		

OMAHA RELIEVERS			ENTRANCE SITUATION			INNING ENTERING THE GAME											INHERITED RUNNERS			1-2-3 INNINGS		
PITCHER	LAST OMA APPEARANCE (IP)		LEAD	TRAIL	TIED	1	2	3	4	5	6	7	8	9	10+		BR INHER.	BR SCORE	% SCORE	TOTAL	POSSIBLE	% 1-2-3
57 Coleman, Dylan			-	-	-	-	-	-	-	-	-	-	-	-	-		-	-	#VALUE!	-	-	#VALUE!
30 Cox, Austin	THU 4/6 vs. Toledo (2.1 IP)		-	-	1	-	-	1	-	-	-	-	-	-	-		3	3	100.0%	0	2	0.0%
55 Dipoto, Jonah			-	-	-	-	-	-	-	-	-	-	-	-	-		-	-	-	-	-	-
37 Kowar, Jackson	SUN 4/30 @ Nashville (0.2 IP)		4	4	-	-	-	-	2	4	1	1	-	-	-		3	2	66.7%	0	10	0.0%
58 Kriske, Brooks	SAT 4/29 @ Nashville (1.1 IP)		3	7	-	-	-	-	2	2	3	2	1	-	-		4	1	25.0%	2	10	20.0%
46 Martinez, Marcelo	SAT 4/29 @ Nashville (3.2 IP)		2	3	-	-	-	2	1	-	2	-	-	-	-		3	3	100.0%	5	10	50.0%
41 Núñez, Andrés	SUN 4/30 @ Nashville (2.1 IP, W)		2	6	2	-	-	-	2	5	2	1	-	-	-		4	1	25.0%	3	9	33.3%
53 Parrish, Drew	SAT 4/1 @ Indianapolis (3.0 IP)		1	-	-	-	-	1	-	-	-	-	-	-	-		-	-	-	2	3	66.7%
40 Pennington, Walter			-	-	-	-	-	-	-	-	-	-	-	-	-		-	-	-	-	-	-
47 Sisk, Evan	TUE 5/2 vs. Louisville (0.1 IP)		3	7	2	-	-	-	-	3	3	3	2	1	-		4	3	66.7%	1	7	14.3%
43 Snider, Collin	TUE 5/2 vs. Louisville (0.1 IP)		4	4	1	-	-	-	-	1	-	8	-	-	-		2	2	100.0%	2	7	33.3%
44 Weiss, Ryan	TUE 5/2 vs. Louisville (2.0 IP)		4	5	-	-	-	-	-	-	3	4	2	-	-		-	-	-	1	8	0.0%
62 Wittgren, Nick	SAT 4/29 @ Nashville (1.2 IP)		8	2	-	-	-	-	1	1	1	4	3	-	-		7	1	14.3%	6	11	54.5%
Dye, Josh	FRI 4/28 @ Nashville (0.2 IP, L)		-	2	1	-	-	1	-	-	1	-	1	-	-		1	1	100.0%	1	3	33.3%
Staumont, Josh	WED 4/12 @ Iowa (1.0 IP)		2	2	-	-	-	-	-	-	-	-	-	4	-		-	-	-	1	4	25.0%
Taylor, Josh	WED 4/12 @ Iowa (1.0 IP)		3	2	-	-	-	-	-	1	2	1	1	-	-		2	2	100.0%	1	5	20.0%
			-	-	-	-	-	-	-	-	-	-	-	-	-		-	-	-	-	-	-
			36	44	7	0	0	4	2	7	17	18	24	14	1		33	19	57.6%	25	89	28.1%

BULLPEN BUDGET: RELIEVER PITCH COUNTS (LAST THREE WEEKS)

DAY OF WEEK	TUE	WED	THU	FRI	SAT	SUN	MON	TUE	WED	THU	FRI	SAT	SUN	MON	TUE	WED	THU	FRI	SAT	SUN
DATE	4/18	4/19	4/20	4/21	4/22	4/23	4/24	4/25	4/26	4/27	4/28	4/29	4/30	5/1	5/2	5/3	5/4	5/5	5/6	5/7
37 Kowar, Jackson	51			16		17		20	30	17	27	14	10							
58 Kriske, Brooks			18		16							53								
46 Martinez, Marcelo					44															
41 Núñez, Andrés			14		25				11		16		26		23					
47 Sisk, Evan	11		20			16			27			9			36					
43 Snider, Collin		30				11				29		17								
44 Weiss, Ryan			28					22					30		25					
62 Wittgren, Nick			9			10				12		27								

OMAHA STARTING PITCHER SPLITS						1ST PITCH STRIKES			1-2-3 INNINGS			OMAHA STARTERS VS. RELIEVERS		
PITCHER	GS	W-L	TEAM W-L	R SUPPORT	SUPPORT/START	FPS	TBF	% FPS	TOTAL	POSSIBLE	% 1-2-3	STARTERS	RELIEVERS	
21 Mayers, Mike	6	1-1	2-4	10	1.67	77	119	64.7%	5	24	20.8%	3-10	W-L 7-6	
60 Heasley, Jonathan	6	1-3	3-3	21	3.50	89	142	62.7%	8	30	26.7%	6.25	ERA 5.38	
50 Castillo, Max	5	0-5	0-5	5	1.00	75	114	65.8%	6	22	27.3%	118.0	INNINGS 112.0	
31 Cox, Austin	4	1-0	3-1	11	2.75	39	69	56.5%	8	18	44.4%	131 (20)	HITS (HR) 132 (12)	
53 Parrish, Drew	4	0-0	2-2	15	3.75	37	64	57.8%	7	18	38.9%	88 (82)	R (ER) 77 (67)	
37 Kowar, Jackson	1	0-1	0-1	1	5.00	9	14	64.3%	0	2	0.0%	54	BB 57	
	26			63	2.42	326	522	62.5%	34	114	29.8%	95	K 118	
												1.57	WHIP 1.69	
												.284	AVG .293	

OMAHA STARTING PITCHER/CATCHER MATCHUPS

		FREDDY FERMIN							LOGAN PORTER							JAKSON REETZ														TOTALS						
PITCHER		GS	W-L	ERA	IP	ER	BB	SO	GS	W-L	ERA	IP	ER	BB	SO	GS	W-L	ERA	IP	ER	BB	SO	GS	W-L	ERA	IP	ER	BB	SO	GS	W-L	ERA	IP	ER	BB	SO
21	Mayers, Mike	3	0-1	10.50	12.0	14	6	9	-	-	-	-	-	-	-	3	1-0	6.00	12.0	8	6	12	-	-	-	-	-	-	-	6	1-1	8.25	24.0	22	12	21
60	Heasley, Jonathan	4	1-1	10.70	17.2	21	9	16	2	0-2	6.75	13.1	10	1	9	-	-	-	-	-	-	-	-	6	1-3	9.00	31.0	31	10	25						
50	Castillo, Max	2	0-2	7.71	9.1	8	5	4	2	0-2	4.66	9.2	6	2	2	1	0-1	8.44	5.1	5	3	3	-	5	0-5	6.66	24.1	18	10	9						
31	Cox, Austin	-	-	-	-	-	-	-	2	0-0	2.57	7.0	2	3	10	2	1-0	0.82	11.0	1	6	9	-	4	1-0	1.50	18.0	3	9	19						
53	Parrish, Drew	2	0-0	3.86	7.0	3	3	11	2	0-0	0.82	11.0	1	6	7	-	-	-	-	-	-	-	-	4	0-0	2.00	18.0	4	9	18						
37	Kowar, Jackson	1	0-1	13.50	2.2	4	4	3	-	-	-	-	-	-	-	-	-	-	-	-	-	-	1	0-1	13.50	2.2	4	4	3							
	Relievers	-	5-1	4.97	54.1	30	31	57	-	2-2	6.59	28.2	23	12	31	-	0-3	4.97	29.0	16	14	30	-	-	7-6	5.38	112.0	67	57	118						
TOTALS		12	6-6	6.99	103.0	80	58	100	8	2-6	5.04	69.2	39	24	59	6	2-4	4.71	57.1	30	29	54	-	26 10-16 5.83 230.0 149 111 213												
		CS/ATT		3/10	PCT	30.0%			CS/ATT		2/15	PCT	13.33%			CS/ATT		0/7	PCT	0.0%			CS/ATT		/	PCT	0.0%			CS/ATT		5/32	PCT	15.6%		

OMAHA CATCHER PITCHING STATS

CATCHERS	W	L	ERA	GS	SV	IP	H	R	ER	HR	HB	BB	IBB	SO	WHIP	AVG	WP	GDP	TBF	SB	CS	ATT	%CS	PB
4 Freddy Fermin	6	6	6.99	12	2	103.0	119	85	80	17	8	58	1	100	1.72	.288	9	8	488	7	3	10	30.00%	2
14 Logan Porter	2	6	5.04	8	0	69.2	75	43	39	11	6	24	0	59	1.42	.280	0	12	301	13	2	15	13.33%	1
25 Jakson Reetz	2	4	4.71	6	2	57.1	69	37	30	4	4	29	0	54	1.71	.296	10	6	271	7	0	7	0.0%	0

PITCH TIMER VIOLATIONS CALLED ON OMAHA PITCHERS (9)

DATE	PITCHER (# IN '23)	INNING	UMPIRE	COUNT AT CALL	BATTER RESULT (COUNT)
1. April 4 vs. Toledo	Marcelo Martinez (1)	▲ 7	Dane Poncsak	0-0	Strikeout Swinging (1-2)
2. April 7 vs. Toledo	Ryan Weiss (1)	▲ 9	Matt Bates	1-0	Walk (3-0)
3. April 9 vs. Toledo	Max Castillo (1)	▲ 3	Cody Oakes	0-0	Strikeout Swinging (3-2)
4. April 18 vs. Gwinnett	Mike Mayers (1)	▲ 5	Takahito Matsuda	0-0	Flyout, F7 (1-0)
5. April 20 vs. Gwinnett	Max Castillo (2)	▲ 4	Ben Phillips	0-0	Walk (3-1)
6. April 22 vs. Gwinnett	Drew Parrish (1)	▲ 5	Jose Navas	0-0	Walk (3-1)
7. April 23 vs. Gwinnett	Evan Sisk (1)	▲ 7	Ben Phillips	0-0	Lineout (1-1)
8. April 27 @ Nashville	Austin Cox (1)	▼ 3	Mark Bass	1-2	Strikeout Swinging (2-2)
9. April 30 @ Nashville	Andrés Núñez (1)	▲ 9	Mark Bass	2-0	Walk (3-0)

FASTEST STORM CHASERS PITCHES

MPH	PITCHER	DATE	INNING	BATTER	PITCH TYPE	RPM	COUNT	RESULT
1. 99.3	Jackson Kowar	4/18 vs. Gwinnett	▲ 7	Justin Dean	4-seam FB	2,193	2-2	Called Ball
2. 99.1	Josh Staumont	4/9 vs. Toledo	▲ 9	Jermaine Palacios	Sinker	2,300	2-2	Strikeout
3. 99.0	Jackson Kowar	4/18 vs. Gwinnett	▲ 7	Justin Dean	4-seam FB	2,150	3-2	Walk
4. 98.9	Josh Staumont	4/6 vs. Toledo	▲ 9	Jermaine Palacios	Sinker	2,402	3-2	Foul Ball
5. 98.8	Josh Staumont	4/9 vs. Toledo	▲ 9	Michael Papierski	4-seam FB	2,253	0-2	Called Ball
6. 98.4	Jackson Kowar	4/26 @ Nashville	▼ 7	Eddy Alvarez	4-seam FB	2,154	1-1	Swinging Strike
7. 98.3	Jackson Kowar	4/26 @ Nashville	▼ 7	Eddy Alvarez	4-seam FB	2,046	1-2	Called Ball
8. 98.1	Jackson Kowar	4/28 @ Nashville	▼ 8	Keston Hiura	4-seam FB	2,093	3-2	Foul Ball
98.1	Josh Staumont	4/9 vs. Toledo	▲ 9	Jermaine Palacios	Sinker	2,241	0-0	Called Ball
98.1	Josh Staumont	4/9 vs. Toledo	▲ 9	Michael Papierski	Sinker	2,327	0-0	Swinging Strike

PLAYER

QUICK NOTES

CAREER HIGHS

19 CJ
ALEXANDER

INFIELD/OUTFIELD • L/L • 6'3" • 215 • 7/16/1996 (26)
Traded from Atlanta – 7/11/2022
Born: Merrillville, Indiana • Resides: Surprise, Arizona

16 DAIRON
BLANCO

OUTFIELDER • R/R • 6'0" • 200 • 4/26/1993 (30)
Traded from Oakland – 7/27/2019
Born: Florida, Cuba • Resides: Miami, Florida

3 TUCKER
BRADLEY

OUTFIELDER • L/L • 6'0" • 195 • 5/6/1998 (24)
Signed 6/23/2020 as an Undrafted Free Agent (Georgia)
Born/Resides: Chickamauga, Georgia

17 ANGELO
CASTELLANO

INFIELDER • R/R • 6'0" • 165 • 1/13/1995 (28)
Signed 7/16/2011 as an International Free Agent
Born/Resides: San Diego, Venezuela

26 NATE
EATON

OUTFIELDER • R/R • 5'11" • 200 • 12/22/1996 (26)
2018 MLB Draft – Round 21 (VMI)
Born/Resides: Chester, Virginia

28 TYLER
GENTRY

OUTFIELDER • R/R • 6'2" • 215 • 2/1/1999 (24)
2020 MLB Draft – Round 3 (Alabama)
Born: Memphis, Tenn. • Resides: Arlington, Tenn.

18 BREWER
HICKLEN

OUTFIELDER • R/R • 6'2" • 220 • 2/9/1996 (27)
2017 MLB Draft – Round 7 (Alabama at Birmingham)
Born/Resides: Huntsville, Alabama

13 NICK
LOFTIN

INFIELD/OUTFIELD • R/R • 6'1" • 200 • 10/6/1995 (26)
2020 MLB Draft – Round 1/32nd Overall (Baylor)
Born: Corpus Christi, Texas • Resides: Surprise, Ariz.

14 LOGAN
PORTER

CATCHER/INFIELD • R/R • 6'0" • 200 • 7/12/1995 (27)
Signed 6/21/2018 as an Undrafted Free Agent (Dixie State)
Born: Phoenix, Texas • Resides: Surprise, Ariz.

25 JAKSON
REETZ

CATCHER • R/R • 6'0" • 215 • 1/3/1996 (27)
Signed 12/12/2022 as a Minor League Free Agent
Born: Hickman, Neb. • Resides: Elkhorn, Neb.

0 SAMAD
TAYLOR

INFIELD/OUTFIELD • R/R • 5'10" • 160 • 7/11/1998 (24)
Traded from Toronto – 8/2/2022
Born: Corona, Calif. • Resides: Sioux Falls, S.D.

2023: Appeared in 17 Cactus League games for the Royals and slashed .391/.462/.783 (9-for-23) with 4 XBH (2 HR) and 6 RBI ... has made first 4 starts of his career in RF this season, 4 of his 5 career starts in the OF ... 10 XBH are tied with Logan Porter for the team lead, but did not have one last week @ NAS.
2022: Began year with Mississippi Braves (AA) in the Southern League, traded with 2 players to KC from Atlanta on 7/11, assigned to NW Arkansas ... in 114 total games, tied 6th in Double-A in RBI (87), tied 10th in HR (25) ... set career highs in games played, 2B (18), HR, RBI, and SB (19) ... Double-A leader in Aug. in RBI (29), tied 1st in league in HR (8).
2018-21: Played 182 games in the Braves' system, between R, A, A+ and AA ... slashed .229/.310/.374 (144-for-628) with 14 HR and 66 RBI ... began and ended 2019 in Double-A with Mississippi, spent July in High-A with the Florida Fire Frogs ... played 87 games in Double-A with league-champion Mississippi in 2021.
2021: Brother Blaze is prospect in the Diamondbacks system, a 2022 Texas League Postseason All-Star with Amarillo, added to the D-backs' 40-man roster in November 2022.

HIT STREAK: 2 Games (4/29 to 4/30), .500 (2-for-4)

ON-BASE BASE STREAK: 2 Games (4/29 to 4/30), .500 (2-for-4)

2023: Hit .310 in 16 Cactus League games for the Royals with 6 XBH (3 2B, 3 HR) and 5 RBI ... went 7-for-14 @ IND with 6 1B and 1 HR ... tied 2nd in league with 13 steals, 13-for-14 in steal attempts ... 3 of his 4 RBI this season came last week @ Nashville.
2022: Played in 107 games for Omaha (AAA) but also appeared in five games with Kansas City from May 19 to June 3 ... slashed .301/.367/.486 (110-for-366) for Omaha and led the team in batting average while stealing a career-high 45 bases in Triple-A, a Storm Chasers single-season record ... made his MLB debut May 20 vs. Minnesota, went 2-for-7 over five games ... in September, slashed .436/.480/.649 (41-for-94) with 12 XBH (7 2B, 3 3B, 3 HR), 23 RBI and 11 SB, led the league in AVG, OBP and hits in the last month.
2021: Split the season between NW Arkansas (AA) and Omaha (AAA), slashing a combined .277/.350/.441 (117-for-422) across 117 games with a career-best 41 stolen bases, while hitting 14 home runs and driving in 53 runs ... his 41 steals ranked 12th in MLB and second in the Royals organization, behind Tyler Tolbert (55).

HIT STREAK:

ON-BASE BASE STREAK: 2 Games (4/30 to 5/2), .200 (1-for-5), 3 BB, 1 HBP

Ranked by MLB Pipeline as the No. 28 Royals prospect

2023: Appeared in 18 Cactus League games for the Royals and slashed .273/.346/.545 (6-for-22) with 2 HR and 6 RBI ... hit first Triple-A HR in 6th inning on 4/12 @ IOW, 2-run HR ... hit pinch-hit 2-run 2B in win on 4/14 and had 3 RBI off the bench in comeback win ... since that game, is 1-for-15 with 7 K.
2022: Spent the entire season with NW Arkansas (AA) and reached base in 90 of 109 games (82.57%), reached base multiple times in team-best 56 games ... 1st on team with 33 multi-hit games ... 2 of 12 home runs this season were grand slams, on 4/23 @ Frisco and 5/12 vs. Wichita, both in 5th inning, first two of his pro career ... reached base at least twice in seven straight games from 7/26 to 8/2 ... homered in three straight games, 8/30 to 9/2 ... season-high 12-game on-base streak from 6/24 to 7/9.
2021: Began his professional career splitting the year between Columbia (A) and Quad Cities (A+), .380 OBP ranked fourth among qualified Royals Minor Leaguers.

HIT STREAK:

ON-BASE BASE STREAK:

2023: Appeared in 12 Cactus League games for the Royals and went 1-for-12 (.083) with 1 RBI and 1 BB ... hits in 8 of 12 games, reached base in his first 9 games of the season ... started at SS 8 games in a row, 4/18 to 4/26 and 11 of Omaha's last 13.
2022: In his 11th year as a member of the Royals' organization, began the year with Omaha, but assigned to NW Arkansas (AA) on 8/9 and finished the season with the Royals ... over 59 games with the Storm Chasers, slashed .218/.318/.316 (38-for-174) while playing six different positions (1B, 2B, 3B, SS, LF & RF) ... made at least 10 starts at each SS (150.2 innings), 3B (121.0 innings) and 1B (115.0 innings) ... snapped 0-for-27 stretch with Nationals on 8/21 vs. San Antonio ... 15-for-67 over last 20 games after hitless streak ended ... played 800th MLB game (all in Royals system) on 9/15 vs. Frisco, entered as defensive replacement.
2011-2023: Has played 803 games in the Royals' minor league system, slashing .232/.311/.312 (606-for-2610), with 29 HR and 271 RBI ... 2013 Dominican Royals Player of the Year ... 143 games with Omaha between 2021 and 2023, hitting .226 over 80 games in 2021 after an early-season promotion from Double-A.

HIT STREAK:

ON-BASE BASE STREAK: 3 Games (4/28 to 5/2), .200 (2-for-10), 1 BB

2023: Made his first Opening Day roster this season with Kansas City ... in 12 games, went 1-for-25 with 13 strikeouts, optioned to Omaha 4/24 ... threw a scoreless inning 4/10 @ TEX, allowed 2 hits and struck out 1, fastball sat 91-95 ... hits in first 2 AB's with OMA, HR in first AB ... solo HR in 2nd inning 4/27 @ NAS, over his first 4 games with the Chasers, has three (3) 2-hit games, and hits in 4 of 5 games with the Chasers.
2022: In his 11th year as a member of the Royals' organization, began the year with Omaha, but assigned to NW Arkansas (AA) over three separate stints with the Royals: 7/14-17, 8/4-22 and 9/1 through the end of the regular season ... opened the year in Double-A, and made his MLB debut July 14 ... led the majors with a 98.1 mph arm strength ... for the 2nd straight year, saw time at five positions in the Minors (SS, 3B, LF, CF and RF), played in the OF for 27 of his first 29 games, then played 3B for 12 of his last 15 games.
2021: Began the season with Quad Cities (A+) and played 70 games for the River Bandits, led the team in stolen bases (23) and played in the Arizona Fall League.

HIT STREAK: 3 Games (4/29 to 5/2), .417 (5-for-12), 2 2B

ON-BASE BASE STREAK: 5 Games (4/27 to 5/2), .368 (7-for-19), 3 BB

Ranked by MLB Pipeline as the No. 8 Royals prospect ... Ranked by Baseball America as the No. 7 Royals prospect

2023: Has reached base in 22 of 25 games so far this season, started first 23 games of the season ... hit first Triple-A HR in 6th inning on 4/5 vs. TOL, 3-run HR.
2022: Began season in Quad Cities (A+) and reached in NW Arkansas 6/14, named Nationals Player of the Year ... ranked 8th in MLB in batting average (.326) ... Royals org leader in AVG (.326), SLG (.542) and OPS (.964) ... 2nd in OBP (.422) ... drove in at least one run in 36 of 73 games since joining the Nationals, reached base in 64 of 73 games (87.6%) ... Texas League POTW week of 6/27 - 7/3, hit .435 (10-for-23) with 6 XBH (2 2B, 4 HR), 11 RBI, 1,543 OPS ... reached in 28 straight games, 7/30 to 9/3, with .485 OBP.
2021: Spent his first pro season in Quad Cities (A+) and played everyday for the first two months of the season ... placed on the 7-Day injured list on 7/14 and then the 60-Day IL 8/2.

HIT STREAK: 2 Games (4/30 to 5/2), .429 (3-for-7), 1 BB, 1 HR

ON-BASE BASE STREAK: 2 Games (4/30 to 5/2), .429 (3-for-7), 1 BB, 1 HBP

2023: Began the season on the 7-Day injured list (right elbow strain) ... activated 4/25 and came off the bench to play CF @ NAS, made first start 4/26 ... first 2 hits of the season were both doubles, 4/30 @ NAS.
2022: Played in 130 games for Omaha (AAA) and was named the Royals Triple-A Player of the Year but also appeared in six games with Kansas City over two separate stints with the Royals: May 26-30 and July 14-17 ... contract was selected by KC May 26 and made his major league debut that night in Minnesota, starting in CF ... reached base in 34 straight games between 7/26 and 9/2 ... set career highs in 2B (30), HR (28), RBI (85) and R (85) ... finished just two homers shy of a 30/30/30 season (HR/SB/2B).
2021: Spent the entire season with Northwest Arkansas (AA), his third consecutive year playing under Scott Thorman and third straight Minor League Championship ... led all Double-A hitters with 40 steals, tied for 13th in all of the Minors ... reached base in 41 of his last 47 games played and homered twice in the Double-A Central Championship Series.

HIT STREAK:

ON-BASE BASE STREAK: 2 Games (4/30 to 5/2), .286 (2-for-7), 2 BB

Ranked by MLB Pipeline as the No. 4 Royals prospect ... Ranked by Baseball America as the No. 8 Royals prospect

2023: Went 8-for-17 in series vs. Iowa (4/11-4/14), with 4 XBH and 7 RBI in 4 games ... a .263 (15-for-57) hitter when playing 3B, compared to .148 (4-for-27) at 2B.
2022: Began the season in NW Arkansas (AA) and reached in 76 of 88 games, had hits in 65 of 88 games ... tied club record with 3 doubles on 5/4 @ Springfield and had the first four-hit game of the season 7/15 @ Corpus Christi, went 4-for-5 with two doubles and career-best 11th HR of the year ... played at least 3 games at 5 positions with the Nationals (2B, 3B, SS, LF, CF) ... called up to Omaha on 8/9 and played 38 games for the Storm Chasers, slashed .216/.280/.359 (33-for-153) with 5 HR and 19 RBI.
2021: Spent his first pro season with Quad Cities (A+) and slashed .289/.374/.464 (103-for-356) across 90 games, named an MLB.com Organization All-Star at third base ... won the High-A East Central batting title with a .289 average ... hit for the cycle on 8/1, going 5-for-6 at the plate with a walk-off homer in the ninth to complete the cycle.

HIT STREAK:

ON-BASE BASE STREAK:

2023: 6th in the league with a .645 slugging percentage, has a team-best 6 HR in 18 games played this season, with hits in first 7 games played, reached base in his first 11 games this season and 15 of 18 this year ... 0-for-1 on AB's challenges as a catcher ... 3rd two-HR game of career on 4/5 vs. Toledo.
2022: Began the season in NW Arkansas (AA) and reached in 66 of 77 games, reached multiple times in 49 games ... assigned to Omaha (AAA) on 8/9 and finished season with Storm Chasers, appeared in 35 games (33 at 1B) and hit .301 (34-for-113) with 3 HR and 17 RBI ... combining numbers between Nationals and Chasers, ranked 38th in MLB in ON-BASE PERCENTAGE (.442) ... combining his AA & AAA numbers, was the Royals system leader in OBP (.442), 2nd in OPS (.918), 3rd in batting average (.301).
2021: Spent the season with Quad Cities (A+) and slashed .241/.368/.451 (62-for-257) in 77 games ... named a High-A Central post-season All-Star at catcher.
2021: Grew up down the street from Surprise Stadium, was a draftee for the AZL Royals the summer of 2011 while in high school, also caught bullpens for the team.

HIT STREAK: 2 Games (4/30 to 5/2), .250 (2-for-8), 1 HR

ON-BASE BASE STREAK: 2 Games (4/30 to 5/2), .250 (2-for-8), 1 BB

2023: As a non-roster invitee, appeared in 12 Cactus League games for the Royals and slashed .227/.320/.455 (5-for-22) with 2 2B, 1 HR and 6 RBI ... hit his first professional grand slam in 5th inning on 4/1 @ IND ... 5 of his last 6 hits have been doubles, 6 of 10 hits this season are XBH.
2022: Signed with Milwaukee in December 2021 and after beginning the year with Biloxi (AA), earned a mid-July promotion to Nashville (AAA) and ended the year with Omaha (AAA) ... across the three teams, slashed .264/.359/.575 (97-for-364) over 104 games, with 30 HR and 82 RBI ... 25 HR in the Brewers system led all hitters in the organization ... despite playing just 62 games with the Shuckers, named the Double-A Southern League's Most Valuable Player and the league's Postseason All-Star at catcher.
2014-2021 Over 7 Minor League seasons, played 472 games in the Washington Nationals organization and made his MLB debut with the Nationals in July 2021 ... in 2019, was named a Carolina League midseason All-Star and MLB Organizational All-Star for the Nationals ... named a Baseball America Rookie All-Star in 2014, playing for the GCL Nationals.

HIT STREAK: 4 Games (4/23 to 5/2), .357 (5-for-14), 4 2B

ON-BASE BASE STREAK: 4 Games (4/23 to 5/2), .357 (5-for-14), 1 BB, 1 HBP

Ranked by MLB Pipeline as the No. 21 Royals prospect ... Ranked by Baseball America as the No. 24 Royals prospect

2023: Hit .350 (9-for-25) in 13 Cactus League games with the Royals with 5 XBH and 7 RBI ... opened the Triple-A season with four (4) straight 2-hit games, has 11 multi-hit games in 25 games played this season & hits in 20 of 25 games ... has hit 1st in order in all 25 games he's played (off Omaha's 26), a .304 hitter (13-for-43) with .412 OBP leading off innings ... 4th in the league with 12 steals and tied 6th with 33 hits.
2022: Began the season in the Blue Jays organization with Buffalo (AAA) and appeared in 70 games before being acquired by Kansas City at the 2022 Trade Deadline with RHP Max Castillo in exchange for Whit Merrifield, but did not play the rest of the season due to a preexisting injury (left oblique strain) ... stole 9 bases in 21 games for the Surprise Saguaros in the Arizona Fall League after the conclusion of the Minor League season ... added to KC 40-man roster on 1/10/22 ... traded from CLE to TOR on 7/31/2017.

HIT STREAK:

ON-BASE BASE STREAK: 5 Games (4/28 to 5/2), .357 (5-for-14), 4 BB

H 3 (17x) Last: 4/8/23 vs. Toledo

R 4 8/17/22 vs. San Antonio

HR 2 (5x) Last: 8/11/22 @ Arkansas

RBI 6 (2x) Last: 8/5/22 vs. Tulsa

BB 3 (2x) Last: 7/2/18 vs. Bristol

SB 2 (2x) Last: 5/26/22 @ Pensacola

H 5 (2x) Last: 9/15/22 @ Columbus

R 3 (11x) Last: 9/15/22 @ Columbus

HR 2 5/23/19 @ Amarillo

RBI 4 (4x) Last: 9/15/22 @ Columbus

BB 3 (3x) Last: 8/29/21 @ Iowa

SB 3 (2x) Last: 4/23/23 vs. Gwinnett

H 3 (17x) Last: 3/31/23 @ Indianapolis

R 3 (5x) Last: 9/2/22 @ Tulsa

HR 2 8/10/21 vs. Beloit

RBI 5 6/24/21 @ Beloit

BB 3 (3x) Last: 9/3/22 @ Tulsa

SB 3 7/9/22 vs. Tulsa

H 4 (5x) Last: 8/18/17 vs. Asheville

R 4 6/26/16 @ Grand Junction

HR 2 7/19/19 @ Amarillo

RBI 5 7/17/22 @ Rochester

BB 3 (4x) Last: 8/2/17 vs. West Virginia

SB 2 7/13/16 vs. Helena

H 4 (8x) Last: 9/3/22 @ DETROIT

R 3 (20x) Last: 4/30/23 @ Nashville

HR 2 (2x) Last: 7/10/22 vs. Toledo

RBI 4 (6x) Last: 6/22/22 vs. Columbus

BB 4 7/29/18 @ Ogden

SB 3 5/14/21 vs. Cedar Rapids

H 4 7/6/22 vs. Tulsa

R 4 (2x) Last: 7/17/22 @ Corpus Christi

HR 2 (2x) Last: 6/29/22 @ Amarillo

RBI 6 6/2/21 vs. Beloit

BB 3 (6x) Last: 4/20/23 vs. Gwinnett

SB 1 (16x) Last: 4/14/23 @ Iowa

H 4 (4x) Last: 5/25/22 @ Louisville

R 4 8/21/19 vs. Salem

HR 3 8/22/19 vs. Salem

RBI 5 (2x) Last: 8/24/21 vs. Springfield

BB 3 (3x) Last: 6/20/19 vs. Frederick

SB 3 (5x) Last: 4/22/22 @ Memphis

H 5 8/1/21 vs. South Bend

R 4 (2x) Last: 7/15/22 @ Corpus Christi

HR 1 (29x) Last: 6/6/23 vs. Toledo

RBI 5 4/22/22 @ Frisco

BB 3 (4x) Last: 8/5/22 vs. Tulsa

SB 2 (2x) Last: 6/10/22 @ Tulsa

H 4 8/6/19 @ Johnson City

R 3 (4x) Last: 8/1/21 vs. South Bend

HR 2 (3x) Last: 4/5/23 vs. Toledo

RBI 4 (2x) Last: 8/10/21 vs. Beloit

BB 3 (5x) Last: 4/14/23 @ Iowa

SB 1 8/10/21 vs. Beloit

H 3 (19x) Last: 4/1/23 @ Indianapolis

R 3 (8x) Last: 5/29/22 vs. Montgomery

HR 2 (7x) Last: 7/8/22 @ Montgomery

RBI 5 (4x) Last: 4/1/23 @ Indianapolis

BB 3 (4x) Last: 5/29/22 vs. Montgomery

SB 1 (24x) Last: 4/27/23 @ Nashville

H 4 (4x) Last: 6/15/22 @ Lehigh Valley

R 4 6/8/21 @ Portland

HR 2 (4x) Last: 6/21/22 vs. St. Paul

RBI 5 (2x) Last: 6/21/22 vs. St. Paul

BB 4 4/16/22 @ Rochester

SB 4 7/1/18 @ Great Lakes

SO NICE, THEY DID IT TWICE (OR MORE)	MULTI-HIT GAMES					MULTI-RUN GAMES					MULTI-RBI GAMES					MULTI-BB GAMES					MULTI-K GAMES					MULTI-SB GAMES				
	2	3	4	5+	T	2	3	4	5+	T	2	3	4	5+	T	2	3	4	5+	T	2	3	4	5+	T	2	3	4	5+	T
19 Alexander, CJ	3	2	-	-	5	1	1	-	-	2	1	-	-	-	1	-	-	-	-	-	6	1	-	-	7	-	-	-	-	-
16 Blanco, Dairon	2	2	-	-	4	2	-	-	-	2	1	-	-	-	1	2	-	-	-	2	2	2	-	-	4	-	1	-	-	1
3 Bradley, Tucker	2	1	-	-	3	2	1	-	-	3	1	1	-	-	2	3	-	-	-	3	1	-	-	-	1	2	-	-	-	2
17 Castellano, Angelo	2	-	-	-	2	3	-	-	-	3	2	-	-	-	2	1	-	-	-	1	1	1	-	-	2	-	-	-	-	-
26 Eaton, Nate	3	-	-	-	3	-	1	-	-	1	1	-	-	-	1	-	-	-	-	-	2	-	-	-	2	1	-	-	-	1
Fermin, Freddy	1	1	1	-	3	3	1	-	-	4	2	1	-	-	1	4	2	1	-	-	3	2	-	-	2	-	-	-	-	-
Garcia, Maikel	4	1	-	-	5	2	-	-	-	2	2	2	-	-	4	3	1	-	-	4	2	1	-	-	3	-	-	-	-	-
28 Gentry, Tyler	4	-	-	-	4	1	1	-	-	2	1	2	-	-	3	2	1	-	-	3	2	3	-	-	5	-	-	-	-	-
18 Hicklen, Brewer	1	-	-	-	1	-	-	-	-	-	-	-	-	-	-	-	-	-	-	-	2	-	-	-	2	-	-	-	-	-
13 Loftin, Nick	5	1	-	-	6	-	-	-	-	-	-	3	-	-	3	-	-	-	-	-	3	-	-	-	3	-	-	-	-	-
14 Porter, Logan	3	1	-	-	4	2	-	-	-	2	2	-	-	-	2	1	1	-	-	2	6	2	-	-	8	-	-	-	-	-
Pratto, Nick	-	1	-	-	1	1	-	-	-	1	2	-	-	-	2	3	-	-	-	3	2	1	-	-	3	-	-	-	-	-
25 Reetz, Jakson	1	1	-	-	2	-	-	-	-	-	-	-	-	1	1	1	-	-	-	1	1	2	-	-	3	-	-	-	-	-
0 Taylor, Samad	9	2	-	-	11	5	-	-	-	5	3	2	-	-	5	2	-	-	-	2	6	-	-	-	6	1	1	-	-	2
	40	13	1	0	54	22	5	0	0	27	18	11	0	2	31	20	4	0	0	24	38	13	0	0	51	4	2	0	0	6

		HITTING STREAKS										ON-BASE STREAKS												
PLAYER	CURRENT	LONGEST	DATES/RESULTS										CURRENT	LONGEST	DATES/RESULTS									
			START	END	AVG	2B	3B	HR	RBI	OPS	START	END			AVG	2B	HR	BB	HBP	OBP				
19 Alexander, CJ	2	3	4/6	4/8	.462 (6-13)	2	0	2	4	1.539	2	5 (2x)	4/14	4/23	.222 (4-18)	2	1	2	0	.300				
16 Blanco, Dairon	-	5	4/9	4/19	.353 (6-17)	3	0	0	0	1.005	2	5 (3x)	4/22	4/28	.267 (4-15)	1	0	2	0	.353				
3 Bradley, Tucker	-	3	4/6	4/8	.500 (4-8)	0	1	0	0	1.417	-	5	4/6	4/12	.364 (8-22)	3	3	1	0	.391				
17 Castellano, Angelo	-	3 (2x)	4/14	4/19	.375 (3-8)	1	0	0	1	.833	3	9	4/1	4/19	.320 (8-25)	2	2	6	0	.438				
26 Eaton, Nate	3	3	4/29	5/2	.417 (5-12)	2	0	0	1	1.083	5	5	4/27	5/2	.368 (7-19)	2	1	3	0	.455				
28 Gentry, Tyler	2	5	4/5	4/9	.350 (7-20)	1	0	1	6	.967	2	9 (2x)	4/12	4/23	.167 (5-30)	1	1	9	2	.390				
18 Hicklen, Brewer	-	-			-						2	2	4/30	5/2	.286 (2-7)	2	0	2	0	.444				
13 Loftin, Nick	-	6	4/5	4/14	.417 (10-24)	2	0	3	8	1.298	-	6	4/5	4/14	.417 (10-24)	2	3	1	0	.423				
14 Porter, Logan	2	7	4/1	4/12	.370 (10-27)	2	0	4	7	1.268	2	11	4/1	4/20	.333 (13-39)	4	5	6	0	.413				
25 Reetz, Jakson	4	4	4/23	5/2	.357 (5-14)	4	0	0	1	1.081	4	4	4/23	5/2	.357 (5-14)	4	0	1	1	.438				
0 Taylor, Samad	-	6	4/7	4/13	.345 (10-29)	3	0	1	7	.897	4	14	4/7	4/26	.328 (19-58)	4	1	6	1	.400				
BOLD indicates longest streak in 2023 among active players											Italics indicates longest personal streak is active													

PITCHES/PLATE APPEARANCE & PLATE APPEARANCE DEPTH									PINCH-HITTING LOG (4)					
PLAYER	AVG. P/PA	TOTAL PA	TOTAL P	LONGEST PA (#)	DATE	INN.	PITCHER	RESULT	#	DATE	INNING	PINCH HITTER	HITTING FOR	RESULT
19 Alexander, CJ	3.92	75	294	8 (2x)	4/26 @ NAS	▲ 5	Caleb Boushley (NAS)	Popout (P4)	1.	4/5 vs. Toledo	▼ 9	CJ Alexander	Angelo Castellano	Fielder's Choice (4-6)
16 Blanco, Dairon	3.74	87	325	10	5/2 vs. LOU	▼ 7	Ricky Karcher (LOU)	Walk	2.	4/14 @ Iowa	▲ 8	Tucker Bradley	Angelo Castellano	2-RBI Double
3 Bradley, Tucker	3.91	55	215	10	4/29 @ NAS	▲ 3	Robert Stock (NAS)	Groundout (4-3)	3.	4/18 vs. Gwinnett	▼ 9	Tucker Bradley	Angelo Castellano	Strikeout Looking
17 Castellano, Angelo	4.20	64	269	10	4/18 vs. GWN	▼ 3	Michael Soroka (GWN)	Strikeout Swinging	4.	4/29 @ Nashville	▲ 8	Logan Porter	CJ Alexander	Strikeout Swinging
26 Eaton, Nate	4.35	23	100	10	4/29 @ NAS	▲ 7	Pedro Fernandez (NAS)	Flyout (F9)	5.					
Fermin, Freddy	3.84	58	223	8	4/20 vs. GWN	▼ 5	Grant Holmes (GWN)	RBI Walk	6.					
Garcia, Maikel	4.39	112	492	10	4/12 @ IOW	▲ 3	Riley Thompson (IOW)	Strikeout Swinging	7.					
28 Gentry, Tyler	4.27	117	500	8 (2x)	4/14 @ IOW	▲ 9	Anthony Kay (IOW)	Strikeout Swinging	8.					
18 Hicklen, Brewer	4.18	17	71	7	5/2 vs. LOU	▼ 7	Ricky Karcher (LOU)	Walk	9.					
13 Loftin, Nick	3.30	96	317	8 (2x)	4/14 @ IOW	▲ 8	Manuel Rodriguez (IOW)	Groundout (3-1)	10.					
14 Porter, Logan	4.44	70	311	8 (3x)	4/28 @ NAS	▲ 4	Adrian Houser (NAS)	Strikeout Looking	11.					
Pratto, Nick	4.39	80	351	8 (5x)	4/23 vs. GWN	▼ 3	Nick Margevicius (GWN)	Single	12.					
25 Reetz, Jakson	4.21	38	160	13	4/21 vs. GWN	▼ 2	Allan Winans (GWN)	Strikeout Swinging	13.					
0 Taylor, Samad	3.65	119	434	9	4/25 @ NAS	▲ 1	Robert Gasser (NAS)	Strikeout Looking	14.					
	3.99	970	3,870						15.					

Omaha Pinch Hitters: 1-for-4, 2B, 2 RBI
Most-Used Pinch Hitter: Tucker Bradley (1x)
Most Frequently Pinch-Hit For: Angelo Castellano (3x)

HIGHEST STORM CHASERS EXIT VELOCITIES						
MPH	PITCHER	DATE	INNING	PITCHER	PITCH TYPE	DST (FT) COUNT RESULT
1.	115.3	CJ Alexander	4/7 vs. Toledo	▼ 1 Reese Olson	Changeup	291 1-2 Double
2.	110.4	Brewer Hicklen	4/30 @ Nashville	▲ 6 Robert Gasser	4-seam FB	387 1-0 Double
3.	109.6	Dairon Blanco	4/7 vs. Toledo	▼ 5 Kervin Castro	4-seam FB	18 0-0 Grounded Into DP
4.	108.0	Dairon Blanco	4/8 vs. Toledo	▼ 3 Will Vest	Slider	311 0-2 Field Out
5.	107.4	Tucker Bradley	4/29 @ Nashville	▲ 3 Robert Stock	Cutter	5 2-2 Field Out
6.	107.3	Nick Loftin	4/14 @ Iowa	▲ 3 Brendon Little	Sinker	145 2-2 Single
7.	107.2	Freddy Fermin	4/14 @ Iowa	▲ 8 Nick Burdi	Sinker	371 1-1 Double
8.	107.0	Nick Loftin	4/23 vs. Gwinnett	▼ 8 Roddery Muñoz	Sinker	167 1-0 Single
9.	106.9	Tucker Bradley	4/7 vs. Toledo	▼ 4 Reese Olson	Changeup	107 1-1 Single
10.	106.7	Maikel Garcia	3/31 @ Indianapolis	▲ 9 Cam Alldred	Slider	58 2-2 Fielders Choice

PITCH TIMER VIOLATIONS CALLED ON OMAHA HITTERS (1)					
DATE	INNING	UMPIRE	HITTER	COUNT AT CALL	BATTER RESULT (COUNT)
1.	4/12 @ Iowa	▲ 9	Tom Hanahan	Samad Taylor (1)	0-1 Single (0-2)
2.					
3.					
4.					
5.					
6.					
7.					

HR #	PLAYER (SEASON #)	GM # - DATE	OPPONENT	PITCHER	PITCH TYPE	DIRECTION	ON BASE	INNING	OUTS	COUNT	SCORE	FINAL	DISTANCE	EXIT VELO	LAUNCH ANGLE
1.	Logan Porter (1)	2 – April 1	@ Indianapolis	Caleb Smith (L)	4-seam FB	LF	0	▲ 4	1	2-2	3-0	W, 12-1	417 FT	106.6 MPH	32°
2.	Jakson Reetz (1)	2 – April 1	@ Indianapolis	Caleb Smith (L)	Slider	LF	3	▲ 5	2	2-1	8-0	W, 12-1	408 FT	103.9 MPH	25°
3.	Dairon Blanco (1)	3 – April 2	@ Indianapolis	Mike Burrows	4-seam FB	LCF	0	▲ 5	2	3-2	1-3	W, 8-3	411 FT	105.2 MPH	23°
4.	Samad Taylor (1)	3 – April 2	@ Indianapolis	J.C. Flowers	4-seam FB	LF	0	▲ 8	0	2-1	2-3	W, 8-3	334 FT	104.5 MPH	22°
5.	Nick Loftin (1)	3 – April 2	@ Indianapolis	Daniel Zamora (L)	4-seam FB	LF	2	▲ 8	1	1-2	5-3	W, 8-3	362 FT	97.2 MPH	29°
6.	Maikel Garcia (1)	4 – April 4	vs. Toledo	Alex Faedo	4-seam FB	RF	0	▼ 1	1	2-1	1-0	L, 9-2	349 FT	94.3 MPH	35°
7.	Tyler Gentry (1)	5 – April 5	vs. Toledo	Tyler Holton (L)	Cutter	CF	2	▼ 6	0	2-0	3-1	L, 7-6	417 FT	106.5 MPH	27°
8.	Logan Porter (2)	5 – April 5	vs. Toledo	Tyler Holton (L)	Slider	LF	0	▼ 6	0	3-1	4-1	L, 7-6	346 FT	103.3 MPH	37°
9.	Logan Porter (3)	5 – April 5	vs. Toledo	Matt Wisler	4-seam FB	RCF	0	▼ 8	0	2-2	5-6	L, 7-6	364 FT	94.7 MPH	34°
10.	Nick Loftin (2)	6 – April 6	vs. Toledo	Brenan Haniffee	Slider	LCF	0	▼ 2	0	2-2	1-1	L, 8-5	401 FT	101.8 MPH	32°
11.	CJ Alexander (1)	6 – April 6	vs. Toledo	Brenan Haniffee	Sinker	CF	0	▼ 4	1	2-2	3-6	L, 8-5	409 FT	101.1 MPH	35°
12.	Logan Porter (4)	7 – April 7	vs. Toledo	Reese Olson	4-seam FB	LF	0	▼ 3	0	3-2	5-2	W, 9-4	395 FT	104.3 MPH	45°
13.	Freddy Fermin (1)	8 – April 8	vs. Toledo	Will Vest	Slider	CF	3	▼ 3	2	0-0	6-1	W, 13-8	401 FT	102.1 MPH	42°
14.	Angelo Castellano (1)	8 – April 8	vs. Toledo	Will Vest	4-seam FB	LCF	1	▼ 4	0	2-0	8-1	W, 13-8	401 FT	102.8 MPH	33°
15.	Freddy Fermin (2)	8 – April 8	vs. Toledo	Ashton Goudeau	Changeup	CF	1	▼ 5	0	1-1	10-1	W, 13-8	428 FT	105.9 MPH	28°
16.	CJ Alexander (2)	8 – April 8	vs. Toledo	Ashton Goudeau	Changeup	LF	0	▼ 7	0	1-0	11-8	W, 13-8	351 FT	92.4 MPH	43°
17.	Angelo Castellano (2)	9 – April 9	vs. Toledo	Alex Faedo	4-seam FB	LF	0	▼ 3	1	0-0	1-0	L, 8-2	373 FT	98.0 MPH	25°
18.	Samad Taylor (2)	10 – April 11	@ Iowa	Roenis Elias (L)	4-seam FB	CF	2	▲ 5	2	0-2	3-9	L, 9-6	405 FT	100.9 MPH	25°
19.	Freddy Fermin (3)	10 – April 11	@ Iowa	Brandon Hughes (L)	4-seam FB	LF	1	▲ 6	2	0-1	6-9	L, 9-6	398 FT	100.3 MPH	33°
20.	CJ Alexander (3)	11 – April 12	@ Iowa	Riley Thompson	Changeup	RF	0	▲ 2	0	1-0	2-1	W, 10-6	394 FT	104.3 MPH	24°
21.	Tyler Gentry (2)	11 – April 12	@ Iowa	Riley Thompson	Slider	LF	0	▲ 3	2	1-2	3-1	W, 10-6	393 FT	103.3 MPH	26°
22.	Tucker Bradley (1)	11 – April 12	@ Iowa	Rowan Wick	4-seam FB	RCF	1	▲ 6	2	1-1	7-3	W, 10-6	392 FT	98.2 MPH	29°
23.	Nick Loftin (3)	11 – April 12	@ Iowa	Anthony Kay (L)	Slider	CF	0	▲ 8	0	2-1	8-6	W, 10-6	420 FT	104.3 MPH	28°
24.	Nick Loftin (4)	12 – April 13	@ Iowa	Nick Neidert	4-seam FB	LF	0	▲ 4	2	3-2	1-11	L, 14-1	370 FT	100.4 MPH	38°
25.	Nick Pratto (1)	15 – April 19	vs. Gwinnett	Beau Burrows	Slider	CF	0	▼ 2	0	1-2	1-1	L, 6-2	399 FT	100.2 MPH	26°
26.	Logan Porter (5)	15 – April 19	vs. Gwinnett	Beau Burrows	Slider	LF	0	▼ 4	1	1-2	2-3	L, 6-2	350 FT	94.9 MPH	50°
27.	CJ Alexander (4)	17 – April 21	vs. Gwinnett	Allan Winans	Changeup	RF	0	▼ 2	2	0-0	1-1	L, 7-3	395 FT	96.2 MPH	37°
28.	Nick Pratto (2)	18 – April 22	vs. Gwinnett	Dylan Dodd (L)	Changeup	RF	1	▼ 1	2	3-1	2-0	L, 5-2	350 FT	88.4 MPH	39°
29.	Nate Eaton (1)	22 – April 27	@ Nashville	Janson Junk	Sweeper	LF	0	▲ 2	2	2-2	1-0	W, 2-1	403 FT	103.0 MPH	32°
30.	Freddy Fermin (4)	24 – April 29	@ Nashville	Robert Stock	4-seam FB	RCF	2	▲ 1	1	3-1	4-0	L, 6-5 (10)	381 FT	104.3 MPH	23°
31.	Tyler Gentry (3)	25 – April 30	@ Nashville	Robert Gasser (L)	4-seam FB	LF	1	▲ 3	2	1-0	2-1	W, 10-6	391 FT	100.6 MPH	33°
32.	Logan Porter (6)	25 – April 30	@ Nashville	Robert Gasser (L)	Slider	LF	0	▲ 4	0	2-1	3-1	W, 10-6	389 FT	102.3 MPH	29°
33.	Freddy Fermin (5)	25 – April 30	@ Nashville	Robert Gasser (L)	Changeup	LF	0	▲ 5	1	2-0	5-1	W, 10-6	368 FT	94.8 MPH	35°

HOME RUN BREAKDOWN

[illegible]

INNING DISTRIBUTION

1st Inning	2nd Inning	3rd Inning	4th Inning	5th Inning	6th Inning	7th Inning	8th Inning	9th Inning	10th Inning	11th Inning
3	5	5	6	5	4	1	4	-	-	-

NOTABLE STORM CHASERS HOME RUNS

BACK-TO-BACK HOMERS (1)		2-HOMER GAMES (2)		3-HOMER GAMES (0)		GRAND SLAMS (2)	
PLAYERS	DATE/OPPONENT (INN.)	PLAYER (CAREER NO.)	DATE/OPPONENT	PLAYER (CAREER NO.)	DATE/OPPONENT	PLAYER (CAREER NO.)	DATE/OPPONENT (INN.)
Tyler Gentry & Logan Porter	4/5 vs. Toledo (6th)	Logan Porter (3rd)	4/5 vs. Toledo			Jakson Reetz (1st)	4/1 @ Indianapolis (5th)
		Freddy Fermin (4th)	4/8 vs. Toledo			Freddy Fermin (3rd)	4/8 vs. Toledo (3rd)

LEADOFF HOMERS (0)		INSIDE-THE PARK HOMERS (0)		PINCH-HIT HOMERS (0)		WALK-OFF HOMERS (0)	
PLAYER (CAREER NO.)	DATE/OPPONENT	PLAYER (CAREER NO.)	DATE/OPPONENT (INN.)	PLAYER (CAREER NO.)	DATE/OPPONENT (INN.)	PLAYER	DATE/OPPONENT

HOME RUN SITUATION	# OF	DATE OF LAST	BATTER ('23 HR #)	PITCHER	COUNT	RUNNERS ON	OUTS	INNING	SCORE @ HR	FINAL
GO-AHEAD HOME RUN	8	April 30 @ Nashville	Tyler Gentry (3)	Robert Gasser	1-0	1	2	▲ 3	2-1	W, 10-6
GAME-TYING HOME RUN	3	April 21 vs. Gwinnett	CJ Alexander (4)	Allan Winans	0-0	0	2	▼ 2	1-1	L, 7-3

NOTABLE OPPOSING HOME RUNS

BACK-TO-BACK HOMERS (0)		2-HOMER GAMES (0)		3-HOMER GAMES (0)		GRAND SLAMS (1)	
PLAYERS	DATE/OPPONENT (INN.)	PLAYER (CAREER NO.)	DATE/OPPONENT	PLAYER (CAREER NO.)	DATE/OPPONENT	PLAYER	DATE/OPPONENT (INN.)
						Andy Ibáñez	April 6 vs. Toledo (3rd)

LEADOFF HOMERS (2)		INSIDE-THE PARK HOMERS (0)		PINCH-HIT HOMERS (0)		WALK-OFF HOMERS (0)	
PLAYER	DATE/OPPONENT	PLAYER	DATE/OPPONENT (INN.)	PLAYER	DATE/OPPONENT (INN.)	PLAYER	DATE/OPPONENT
Christopher Morel	4/14 @ Iowa						
Forrest Wall	4/19 vs. Gwinnett						

AFTER-INNING RECORDS

LEADING TRAILING TIED

AFTER 1 INNING	1 - 4	3 - 7	6 - 5
AFTER 2 INNINGS	3 - 4	5 - 5	2 - 7
AFTER 3 INNINGS	6 - 5	2 - 7	2 - 4
AFTER 4 INNINGS	7 - 2	2 - 11	1 - 3
AFTER 5 INNINGS	7 - 2	3 - 12	0 - 2
AFTER 6 INNINGS	7 - 3	3 - 13	0 - 0
AFTER 7 INNINGS	6 - 3	3 - 12	1 - 1
AFTER 8 INNINGS	8 - 0	2 - 14	0 - 2

STORM CHASERS BIG INNINGS

DATE INNING RUNS

1.	April 2 @ Indianapolis	8th	7
2.	April 8 vs. Toledo	3rd	6
3.			
4.			
5.			
6.			
7.			
8.			

SCORE BY INNINGS

	1	2	3	4	5	6	7	8	9	10	11+	TOTAL
Omaha	13	10	17	13	22	17	10	21	13	0	0	136
Opponents	24	19	15	12	16	29	14	26	9	1	0	165
Difference	-11	-9	2	1	6	-12	-4	-5	4	-1	0	-29
SCORE BY INNINGS V. LOUISVILLE	1	2	3	4	5	6	7	8	9	10	11+	TOTAL
Omaha	0	0	0	0	0	1	3	0	0	0	0	4
Louisville	0	0	0	1	2	6	1	0	0	0	0	10
vs. Louisville Difference	0	0	0	-1	-2	-5	2	0	0	0	0	-6

MULTI-RUN INNINGS

	2	3	4	5	6	7	8	9	10+	TOTAL
Storm Chasers	13	8	6	1	1	1	-	-	-	30
Opponents	18	15	2	3	3	-	-	-	-	41

RECORD BY RUNS SCORED/ALLOWED

RUNS	0	1	2	3	4	5	6	7	8	9	10	11	12	13+
SCORED	0 - 1	0 - 2	1 - 4	0 - 4	0 - 1	1 - 2	0 - 2	0 - 0	2 - 0	1 - 0	2 - 0	1 - 0	1 - 0	1 - 0
ALLOWED	0 - 0	1 - 0	1 - 0	2 - 0	1 - 2	0 - 2	3 - 2	0 - 2	2 - 3	0 - 3	0 - 1	0 - 0	0 - 0	0 - 1

RECORD BY MARGIN OF VICTORY/DEFEAT

1 Run	2 Runs	3 Runs	4 Runs	5 Runs	6 Runs	7 Runs	8 Runs	9 Runs	10+ Runs
1 - 3	2 - 0	1 - 4	2 - 2	3 - 2	0 - 3	0 - 1	0 - 0	0 - 0	1 - 1

2023 STORM CHASERS MONTH BY MONTH

HITTING

MONTH	AVG	G	AB	R	H	TB	2B	3B	HR	RBI	BB	IBB	SO	SB	CS	OBP	SLG	OPS	SAC	SF	HBP	GIDP	LOB
MARCH	.300	1	40	8	12	16	2	1	0	8	9	0	12	5	0	.429	.400	.829	0	0	0	0	14
APRIL	.250	24	799	124	200	352	49	2	33	118	99	0	204	38	8	.337	.441	.778	1	11	11	24	156
MAY	.182	1	33	4	6	9	1	1	0	4	7	0	10	0	1	.341	.273	.614	0	0	1	1	10
JUNE																							
JULY																							
AUGUST																							
SEPTEMBER																							
TOTAL	.250	26	872	136	218	377	52	4	33	130	115	0	226	43	9	.342	.432	.774	1	11	12	25	180

PITCHING

MONTH	W	L	ERA	G	GS	CG	SHO	GF	HLD	SV	SVO	IP	H	R	ER	HR	HB	BB	SO	WP	BK	WHIP	AVG
MARCH	1	0	6.00	1	1	0	0	1	0	1	1	9.0	11	6	6	1	1	2	7	0	1	1.44	.297
APRIL	9	15	5.65	24	24	0	0	24	11	3	7	212.0	238	149	133	30	17	104	198	16	2	1.61	.284
MAY	0	1	10.00	1	1	0	0	1	0	0	0	9.0	14	10	10	1	0	5	8	3	0	2.11	.368
JUNE																							
JULY																							
AUGUST																							
SEPTEMBER																							
TOTAL	10	16	5.83	26	26	0	0	26	11	4	8	230.0	263	165	149	32	18	111	213	19	3	1.63	.288

2023 WALK-OFF TRACKER (0 FOR, 2 AGAINST)

GAME #	DATE	OPPONENT	FINAL (INN.)	PLAYER	WINNING RUN	PITCHER	HOW	OUTS	COUNT
23	April 28	@ Nashville	L, 4-3 (9)	Brian Navarreto	Skye Bolt	Josh Dye	Throwing error by 3B Maikel Garcia	2	1-0
24	April 29	@ Nashville	L, 6-5 (10)	Keston Hiura	Eddy Alvarez	Evan Sisk	Infield single to SS Angelo Castellano	1	2-1

Bold Indicates Omaha Walk-Off Win

2023 STORM CHASERS EJECTIONS (3)

DATE	INNING	WHO (POSITION) / # IN 2023	WHY	UMPIRE (POSITION)
April 21 vs. Gwinnett	▼ 6	Mike Jirschele (Manager) / 1st	Balls/Strikes	Takahito Matsuda (Home Plate)
April 21 vs. Gwinnett	▲ 7	Dane Johnson (Pitching Coach) / 1st	Balk	Takahito Matsuda (Home Plate)
April 21 vs. Gwinnett	▼ 8	CJ Alexander (Designated Hitter) / 1st	Balls/Strikes	Takahito Matsuda (Home Plate)

PITCHING

vs. Left-Handed Starter	3-6
vs. Right-Handed Starter	7-10
WITH Left-Handed Starter	5-3
WITH Right-Handed Starter	5-13

0-5 strikeouts	0-4
6-10 strikeouts	9-11
11+ strikeouts	1-1

0 runs of support	0-6
1-4 runs of support	7-9
5-9 runs of support	3-1
10+ runs of support	

SCORING

1-Run Games	1-3
2-Run Games	2-0
3-4-Run Games	3-6
5+ Run Games	4-7

Extra Innings	0-1
Shutouts	0-1
Doubleheaders	

Scoring 0-2 Runs	1-7
3-5 Runs	1-7
6-9 Runs	3-2
10+ Runs	5-0

Opponent 0-2 Runs	2-0
3-5 Runs	3-4
6-9 Runs	5-10
10+ Runs	0-2

Scored in 1st Inning	3-4
Opponent scored in 1st	6-8
Scores first	4-6
Opponent scores first	6-10

HITTING

Omaha 0-5 hits	0-5
6-9 hits	1-10
10+ hits	9-1

Opponent 0-5 hits	1-0
6-9 hits	5-3
10+ hits	4-13

Hit 0 home runs	3-6
1 home run	2-6
2 home runs	1-3
3+ home runs	4-1

Opponent hit 0 home runs	4-3
1 home run	4-6
2 home runs	2-4
3+ home runs	0-3

Out-hit opponent	8-2
Out-hit by opponent	1-14
Hits are tied	1-0

Leave 0-5 runners on base	2-8
6-9 on base	5-7
10+ on base	3-1

Opponent leaves 0-5 runners on base	2-3
6-9 on base	4-8
10+ on base	4-5

Steals 0 bases	2-8
1 base	1-2
2 bases	2-4
3+ bases	5-2

Opponent steals 0 bases	3-7
1 base	4-6
2 bases	2-1
3+ bases	1-2

FIELDING

Made 0 errors	6-6
1 error	1-7
2 errors	1-2
3+ errors	2-1

Opponent made 0 errors	4-8
1 error	1-6
2 errors	3-2
3+ errors	2-0

LONGEST WIN STREAK	
LONGEST LOSING STREAK	
LONGEST HOME WINNING STREAK	
LONGEST HOME LOSING STREAK	
LONGEST ROAD WINNING STREAK	
LONGEST ROAD LOSING STREAK	
LARGEST MARGIN OF VICTORY	
LARGEST MARGIN OF DEFEAT	
LONGEST GAME, INNINGS	
LONGEST GAME, TIME	
LONGEST 9-INNING GAME, TIME	
SHORTEST 9-INNING GAME, TIME	
SHORTEST GAME, TIME	
LARGEST COMEBACK WIN	
LARGEST MARGIN OF LEAD SURRENDERED (LOSS)	
MOST ERRORS, TEAM	
MOST ERRORS, PLAYER	
LARGEST CROWD, HOME	
LARGEST CROWD, ROAD	
WARMEST FIRST PITCH	
COLDEST FIRST PITCH	

MOST RUNS SCORED, GAME	
MOST RUNS SCORED, INNING	
MOST CONSECUTIVE INNINGS SCORED	
FEWEST HITS, GAME	
MOST HITS, GAME	
MOST DOUBLES, GAME	
MOST TRIPLES, GAME	
MOST HOME RUNS, GAME	
MOST EXTRA-BASE HITS, GAME	
MOST RBI, GAME	
MOST RUNNERS LOB, GAME	
MOST TOTAL BASES, GAME	
MOST WALKS, GAME	
MOST STRIKEOUTS, GAME	
FEWEST STRIKEOUTS, GAME	
MOST STOLEN BASES, GAME	
MOST HIT BY PITCHES	

MOST RUNS, GAME	
MOST HITS, GAME	
MOST DOUBLES, GAME	
MOST TRIPLES, GAME	
MOST HOME RUNS, GAME	
MOST RBI, GAME	
MOST WALKS, GAME	
MOST STRIKEOUTS, GAME	
MOST STOLEN BASES, GAME	
MOST HIT BY PITCHES, GAME	

MOST RUNS ALLOWED, GAME	
MOST RUNS ALLOWED, INNING	
FEWEST HITS ALLOWED, GAME	
MOST HITS ALLOWED, GAME	
FEWEST STRIKEOUTS, GAME	
MOST STRIKEOUTS, GAME	
FEWEST WALKS ALLOWED, GAME	
MOST WALKS ALLOWED, GAME	
MOST HOME RUNS ALLOWED, GAME	

MOST RUNS ALLOWED, GAME	
MOST EARNED RUNS ALLOWED, GAME	
FEWEST HITS ALLOWED, GAME (STARTER)	
MOST HITS ALLOWED, GAME	
MOST HOME RUNS ALLOWED, GAME	
MOST STRIKEOUTS	
MOST CONSECUTIVE STRIKEOUTS	
MOST WALKS ALLOWED, GAME	
MOST HIT BATTERS, GAME	
MOST INNINGS PITCHED, STARTER	
MOST PITCHES THROWN, STARTER	
MOST INNINGS PITCHED, RELIEVER	
MOST PITCHES THROWN, RELIEVER	

TEAM HIGHS

3 Games	March 31 - April 2
5 Games	April 18 - April 22
3 Games	April 4 - April 6
5 Games	April 18 - April 22
2 Games (2x)	Last: April 28 - April 29
11 Runs	4/1 @ Indianapolis (12-1 Win)
13 Runs	4/13 @ Iowa (14-1 Loss)
10 Innings	4/29 @ Nashville (6-5 Loss, 10 Innings)
3:16	4/14 @ Iowa (11-8 Win)
3:16	4/14 @ Iowa (11-8 Win)
2:14	4/25 @ Nashville (8-3 Loss)
2:14	4/25 @ Nashville (8-3 Loss)
5 Runs, After 1st	3/31 @ Indianapolis (8-6 Win)
4 Runs, Middle 2nd	4/29 @ Nashville (6-5 Loss, 10 Innings)
3 (3x)	Last: 4/23 vs. Gwinnett (5-3 Win)
2, Maikel Garcia	4/23 vs. Gwinnett (5-3 Win)
6,641	4/19 vs. Gwinnett (6-2 Loss)
9,833	4/29 @ Nashville (6-5 Loss, 10 Innings)
81 Degrees	4/13 @ Iowa (14-1 Loss)
35 Degrees	4/5 vs. Toledo (7-6 Loss)

OFFENSIVE HIGHS

13	4/8 vs. Toledo (13-8 Win)
7, 8th Inning	4/2 @ Indianapolis (8-3 Win)
5, 1st-5th Innings	4/7 vs. Toledo (9-4 Win)
3	4/20 vs. Gwinnett (9-3 Loss)
16	4/1 @ Indianapolis (12-1 Win)
5	4/12 @ Iowa (10-6 Win)
1 (4x)	Last: 5/2 vs. Louisville (10-4 Loss)
4 (2x)	Last: 4/12 @ Iowa (10-6 Win)
9	4/12 @ Iowa (10-6 Win)
13	4/8 vs. Toledo (13-8 Win)
14	3/31 @ Indianapolis (8-6 Win)
29	4/12 @ Iowa (10-6 Win)
11	4/20 vs. Gwinnett (9-3 Loss)
12 (4x)	Last: 4/25 @ Nashville (8-3 Loss)
6	4/13 @ Iowa (14-1 Loss)
4	4/23 vs. Gwinnett (5-3 Win)
2 (2x)	Last: 4/14 @ Iowa (11-8 Win)

INDIVIDUAL OFFENSIVE HIGHS

3 (5x)	Last: Nate Eaton, 4/30 @ Nashville (10-6 Win)
4, Freddy Fermin	4/11 @ Iowa (9-6 Loss)
2 (2x)	Last: Brewer Hicklen, 4/30 @ Nashville (10-6 Win)
1 (4x)	Last: Tyler Gentry, 5/2 vs. Louisville (10-4 Loss)
2 (2x)	Last: Freddy Fermin, 4/8 vs. Toledo (13-8 Win)
6, Freddy Fermin	4/8 vs. Toledo (13-8 Win)
3 (4x)	Last: Freddy Fermin, 4/30 @ Nashville (10-6 Win)
3 (13x)	Last: Logan Porter, 4/28 @ Nashville (4-3 Loss)
3 (2x)	Last: Samad Taylor, 4/26 @ Nashville (5-0 Loss)
1 (12x)	Last: Dairon Blanco, 5/2 vs. Louisville (10-4 Loss)

PITCHING HIGHS

14	4/13 @ Iowa (14-1 Loss)
6 (2x)	Last: 2nd Inning, 4/13 @ Iowa (14-1 Loss)
5	4/1 @ Indianapolis (12-1 Win)
15	4/13 @ Iowa (14-1 Loss)
3	4/18 vs. Gwinnett (4-1 Loss)
14	4/14 @ Iowa (11-8 Win)
1	4/19 vs. Gwinnett (6-2 Loss)
8	4/6 vs. Toledo (8-5 Loss)
3 (3x)	Last: 4/9 vs. Toledo (8-2 Loss)

INDIVIDUAL PITCHING HIGHS

11, Jonathan Heasley	4/13 @ Iowa (14-1 Loss)
11, Jonathan Heasley	4/13 @ Iowa (14-1 Loss)
1 (3x)	Last: Drew Parrish (6.0 IP), 4/28 @ Nashville (4-3 Loss)
9 (2x)	Last: Jonathan Heasley, 4/13 @ Iowa (14-1 Loss)
2 (6x)	Last: Jonathan Heasley, 4/13 @ Iowa (14-1 Loss)
7, Jonathan Heasley	4/19 vs. Gwinnett (6-2 Loss)
3 (5x)	Last: Austin Cox, 4/21 vs. Gwinnett (7-3 Loss)
4 (4x)	Last: Drew Parrish, 4/22 vs. Gwinnett (5-2 Loss)
2, Andrés Núñez	4/22 vs. Gwinnett (5-2 Loss)
7.0, Jonathan Heasley	4/19 vs. Gwinnett (6-2 Loss)
104, Jonathan Heasley	4/25 @ Nashville (8-3 Loss)
3.2, Marcelo Martinez	4/29 @ Nashville (6-5 Loss, 10 Innings)
65, Austin Cox	4/6 vs. Toledo (8-5 Loss)

^ Indicates All-Time Storm Chasers Record Tied

* Indicates All-Time Storm Chasers Record Set

STATCAST LEADERS

LONGEST MEASURED HOMER DISTANCE (TOP 5)			HIGHEST BATTED BALL EXIT VELOCITY (TOP 5)			HIGHEST PITCH VELOCITY (TOP 5)			HIGHEST PITCH SPIN RATE (TOP 5)		
Player	Distance (Pitcher)	Date	Player	Exit Velo (Batted Ball Type)	Date	Player	Pitch Velo (Pitch Result)	Date	Player	Spin Rate (Pitch Type)	Date
Freddy Fermin	428 (2-Run off Ashton Goudeau)	4/8 vs. TOL	CJ Alexander	115.3 (Double vs. Reese Olson)	4/7 vs. TOL	Jackson Kowar	99.3 (Justin Dean, Ball)	4/18 vs. GWN	Josh Dye	3,329 (81.2 MPH Changeup vs. Joe Hudson)	4/21 vs. GWN
Nick Loftin	420 (Solo off Anthony Kay)	4/12 @ IOW	Brewer Hicklen	110.4 (Double vs. Robert Gasser)	4/30 @ NAS	Josh Staumont	99.1 (Jermaine Palacios, Strikeout)	4/9 vs. TOL	Mike Mayers	3,238 (82.1 MPH Slider vs. Volmer Sánchez)	4/23 vs. GWN
Logan Porter	417 (Solo off Caleb Smith)	4/1 @ IND	Dairon Blanco	109.6 (Double Play vs. Kervin Castro)	4/7 vs. TOL	Jackson Kowar	99.0 (Justin Dean, Walk)	4/18 vs. GWN	Jonathan Heasley	3,090 (93.8 MPH 45-Fastball vs. Abraham Toro)	4/30 @ NAS
Tyler Gentry	417 (3-Run off Tyler Holton)	4/5 vs. TOL	Dairon Blanco	108.0 (Flyout vs. Will Vest)	4/8 vs. TOL	Josh Staumont	98.9 (Jermaine Palacios, Foul Ball)	4/9 vs. TOL	Josh Staumont	3,058 (81.0 MPH Curveball vs. Miguel Andujar)	3/31 @ IND
Dairon Blanco	411 (Solo off Mike Burrows)	4/2 @ IND	Tucker Bradley	107.4 (Groundout vs. Robert Stock)	4/29 @ NAS	Josh Staumont	98.8 (Michael Papierski, Ball)	4/9 vs. TOL	Drew Parrish	3,000 (86.7 MPH Sinker vs. Nick Solak)	4/22 vs. GWN

														STORM CHASERS				OPPONENT			
GM #	MARCH	OPPONENT	SCORE	RECORD	STANDINGS	WIN	LOSS	SAVE	TEMP.	1ST PITCH	TIME	ATT.	HOME ATT.	R	H	E	LO	R	H	E	LO
1	3/31	@ Indianapolis	W, 8-6	1-0	1st +0.5	C. Snider (1-0)	Y. De Los Santos (0-1)	J. Staumont (1)	66°	7:05 PM	2:54	8,095		8	12	0	14	6	11	2	7
														STORM CHASERS				OPPONENT			
GM #	APRIL	OPPONENT	SCORE	RECORD	STANDINGS	WIN	LOSS	SAVE	TEMP.	1ST PITCH	TIME	ATT.	HOME ATT.	R	H	E	LO	R	H	E	LO
2	4/1	@ Indianapolis	W, 12-1	2-0	1st +1.0	D. Parrish (1-0)	C. Smith (0-1)	-	42°	1:37 PM	2:26	4,012		12	16	0	11	1	5	2	3
3	4/2	@ Indianapolis	W, 8-3	3-0	1st +1.0	J. Kowar (1-0)	D. Zamora (0-1)	-	49°	1:36 PM	2:53	4,240		8	12	0	9	3	11	2	10
4	4/4	TOLEDO	L, 9-2	3-1	2nd -0.5	B. White (1-0)	M. Castillo (0-1)	-	55°	6:42 PM	2:27	3,200	3,200	2	6	0	6	9	12	0	5
5	4/5	TOLEDO	L, 7-6	3-2	2nd -1.0	T. Holton (1-0)	R. Weiss (0-1)	M. Diaz (2)	35°	12:07 PM	2:40	1,405	4,605	6	8	2	6	7	12	1	9
6	4/6	TOLEDO	L, 8-5	3-3	3rd -2.0	J. Fry (1-0)	J. Kowar (1-1)	M. Del Pozo (1)	45°	12:06 PM	2:48	1,607	6,212	5	7	1	4	8	10	2	9
7	4/7	TOLEDO	W, 9-4	4-3	2nd -1.0	J. Heasley (1-0)	R. Olson (0-2)	-	70°	6:35 PM	2:35	1,968	8,180	9	12	0	6	4	9	0	11
8	4/8	TOLEDO	W, 13-8	5-3	2nd -0.5	M. Martinez (1-0)	M. Lorenzen (0-1)	-	71°	2:05 PM	2:49	2,070	10,250	13	12	3	4	8	13	0	12
9	4/9	TOLEDO	L, 8-2	5-4	2nd -1.5	T. Holton (2-0)	M. Castillo (0-2)	-	73°	2:11 PM	2:57	2,119	12,369	2	6	3	12	8	13	0	11
10	4/11	@ Iowa	L, 9-6	5-5	5th -2.5	R. Elias (1-0)	M. Mayers (0-1)	M. Rodriguez (1)	79°	6:38 PM	2:34	3,557		6	10	0	6	9	7	1	6
11	4/12	@ Iowa	W, 10-6	6-5	5th -1.5	J. Kowar (2-0)	R. Thompson (0-1)	-	77°	12:09 PM	2:26	4,085		10	12	0	5	6	8	0	4
12	4/13	@ Iowa	L, 14-1	6-6	6th -2.5	N. Neidert (1-1)	J. Heasley (1-1)	-	81°	6:38 PM	2:18	3,647		1	6	1	4	14	15	0	8
13	4/14	@ Iowa	W, 11-8	7-6	6th -2.0	C. Snider (2-0)	M. Rodriguez (1-1)	N. Wittgren (1)	79°	7:09 PM	3:16	6,257		11	11	2	10	8	11	3	10
	4/15	@ Iowa	PPD/Rain (To be made up April 16)																		
14	4/16 G1	@ Iowa	Cancelled/Snow																		
15	4/16 G2	@ Iowa	Cancelled/Snow																		
14	4/18	GWINNETT	L, 4-1	7-7	5th -3.0	T. Tice (2-0)	J. Kowar (2-2)	Y. Ríos (1)	70°	6:39 PM	2:24	1,703	14,072	1	7	1	8	4	6	0	8
15	4/19	GWINNETT	L, 6-2	7-8	5th -4.0	B. Burrows (1-0)	J. Heasley (1-2)	-	70°	12:05 PM	2:15	6,641	20,713	2	6	0	5	6	10	0	3
16	4/20	GWINNETT	L, 9-3	7-9	6th -4.5	B. Moran (1-0)	M. Castillo (0-3)	-	56°	6:37 PM	2:47	2,026	22,739	3	3	1	10	9	10	1	5
17	4/21	GWINNETT	L, 7-3	7-10	7th -6.0	A. Winans (1-2)	E. Sisk (0-1)	-	44°	6:36 PM	3:01	2,041	24,780	3	9	2	9	7	11	0	8
18	4/22	GWINNETT	L, 5-2	7-11	6th -7.0	D. Dodd (1-1)	A. Núñez (0-1)	Y. Ríos (2)	42°	2:06 PM	2:27	3,025	27,805	2	4	1	2	5	10	0	10
19	4/23	GWINNETT	W, 5-3	8-11	6th -6.0	M. Mayers (1-0)	N. Kingham (0-3)	N. Wittgren (2)	49°	2:06 PM	2:23	2,046	29,851	5	12	3	6	3	8	0	9
20	4/25	@ Nashville	L, 8-3	8-12	6th -7.0	R. Gasser (1-0)	J. Heasley (1-3)	-	67°	6:39 PM	2:14	4,127		3	5	1	3	8	11	0	6
21	4/26	@ Nashville	L, 5-0	8-13	7th -8.0	C. Boushley (1-1)	M. Castillo (0-4)	-	68°	6:37 PM	2:27	5,555		2	4	0	5	5	11	1	8
22	4/27	@ Nashville	W, 2-1	9-13	7th -7.0	A. Cox (1-0)	J. Junk (2-1)	N. Wittgren (3)	61°	7:19 PM	2:28 (:44)	3,407		0	8	0	7	1	6	1	8
23	4/28	@ Nashville	L, 4-3	9-14	7th -7.0	J. Bukauskas (1-0)	J. Dye (0-1)	-	69°	6:37 PM	2:26	6,707		3	5	1	3	4	7	1	4
24	4/29	@ Nashville	L, 6-5 (10)	9-15	8th -8.0	L. Erceg (3-0)	E. Sisk (0-2)	-	70°	6:39 PM	2:58	9,833		5	8	0	6	6	13	1	15
25	4/30	@ Nashville	W, 10-6	10-15	7th -7.0	A. Núñez (1-1)	J. Bukauskas (1-1)	-	61°	3:08 PM	3:00 (1:03)	9,469		10	11	1	9	6	9	3	9

APRIL Hitting Results: .250/.337/.441 (200-for-799), 49 2B, 2 3B, 33 HR, 124 R, 99 BB, 38 SB // **APRIL Pitching Results:** 9-15, 5.65 ERA (133 ER in 212.0 IP), 3/7 SV, 238 H, 30 HR, 104 BB, 198 K, 1.61 WHIP, .284 AVG

[illegible]**MAY Hitting Results: // MAY Pitching Results:**[illegible]

1ST HALF Hitting Results: . // 1ST HALF Pitching Results:

[illegible]

JUNE Hitting Results: TBD// JUNE Pitching Results: TBD

[illegible]**JULY Hitting Results: TBD // JULY Pitching Results: TBD**[illegible]

AUGUST Hitting Results: TBD // AUGUST Pitching Results: TBD

[illegible]

SEPTEMBER Hitting Results: TBD // SEPTEMBER Pitching Results: TBD
2ND HALF Hitting Results: TBD // 2ND HALF Pitching Results: TBD

[illegible]

LF

Tucker Bradley, 14 (6-8)
Dairon Blanco, 6 (3-3)
Nick Pratto, 3 (1-2)
Brewer Hicklen, 2 (0-2)
Tyler Gentry, 1 (0-1)

CF

Dairon Blanco, 13 (6-7)
Samad Taylor, 10 (2-8)
Nate Eaton, 3 (2-1)

RF

Tyler Gentry, 20 (8-12)
CJ Alexander, 4 (1-3)
Dairon Blanco, 1 (1-0)
Nate Eaton, 1 (0-1)

SS

Maikel Garcia, 14 (8-6)
Angelo Castellano, 12 (2-10)

2B

Samad Taylor, 15 (7-8)
Nick Loftin, 7 (1-6)
Angelo Castellano, 4 (2-2)

SP

Jonathan Heasley, 6 (3-3)
Mike Mayers, 6 (2-4)
Max Castillo, 5 (0-5)
Austin Cox, 4 (3-1)
Drew Parrish, 4 (2-2)
Jackson Kowar, 1 (0-1)

3B

Nick Loftin, 13 (7-6)
Maikel Garcia, 10 (2-8)
Angelo Castellano, 2 (1-1)
Nate Eaton, 1 (0-1)

1B

Nick Pratto, 15 (6-9)
CJ Alexander, 6 (2-4)
Logan Porter, 5 (2-3)

DH

CJ Alexander, 8 (5-3)
Tyler Gentry, 4 (2-2)
Logan Porter, 4 (1-3)
Jakson Reetz, 3 (1-2)
Brewer Hicklen, 2 (1-1)
Freddy Fermin, 2 (0-2)
Nick Loftin, 2 (0-2)
Dairon Blanco, 1 (0-1)

C

Freddy Fermin, 12 (6-6)
Logan Porter, 8 (2-6)
Jakson Reetz, 6 (2-4)

1	2	3	4	5	6	7	8	9
Samad Taylor, 25 (9-16) Dairon Blanco, 1 (1-0)	Maikel Garcia, 24 (10-14) Nate Eaton, 1 (0-1) Nick Loftin, 1 (0-1)	Tyler Gentry, 21 (7-14) Nick Pratto, 4 (3-1) Nate Eaton, 1 (0-1)	Nick Pratto, 14 (5-9) Logan Porter, 5 (1-4) Tyler Gentry, 4 (3-1) Freddy Fermin, 1 (1-0) CJ Alexander, 1 (0-1) Nick Loftin, 1 (0-1)	Nick Loftin, 19 (7-12) CJ Alexander, 3 (3-0) Nate Eaton, 1 (0-1) Freddy Fermin, 1 (0-1) Logan Porter, 1 (0-1) Nick Pratto, 1 (0-1)	CJ Alexander, 10 (4-6) Logan Porter, 8 (2-6) Jakson Reetz, 3 (0-3) Freddy Fermin, 2 (2-0) Nate Eaton, 1 (1-0) Nick Loftin, 1 (1-0) Brewer Hicklen, 1 (0-1)	Freddy Fermin, 10 (3-7) Dairon Blanco, 6 (2-4) Jakson Reetz, 4 (2-2) CJ Alexander, 2 (1-1) Logan Porter, 2 (1-1) Nate Eaton, 1 (1-0) Brewer Hicklen, 1 (0-1)	Dairon Blanco, 13 (6-7) Tucker Bradley, 5 (2-3) Brewer Hicklen, 2 (1-1) Jakson Reetz, 2 (1-1) CJ Alexander, 2 (0-2) Angelo Castellano, 2 (0-2)	Angelo Castellano, 16 (5-11) Tucker Bradley, 8 (3-5) Dairon Blanco, 2 (2-0)

PLAYER	GS	POSITION										BATTING ORDER								
		C	1B	2B	3B	SS	LF	CF	RF	OF	DH	1ST	2ND	3RD	4TH	5TH	6TH	7TH	8TH	9TH
Tyler Gentry	25					1			20	27	4		21		4					
Samad Taylor	25			15				10		10		25								
Maikel Garcia	24				10	14						24								
Nick Loftin	22			7	13						2	1			1	19	1			
Dairon Blanco	21					6	13	1		20	1	1					6	12	2	
Nick Pratto	18		15			3				3		4	13		1					
CJ Alexander	18		6						4	4	8				1	3	10	2	2	
Angelo Castellano	18			4	2	12													2	16
Logan Porter	17	8	5								4				6	1	8	2		
Tucker Bradley	14					14				14									6	8
Freddy Fermin	14	12									2				1	1	2	10		
Jakson Reetz	9	6									3						3	4	2	
Nate Eaton	5				1			3	1	4		1	1			1	1	1		
Brewer Hicklen	4					2				2	2						1	1	2	

OUTFIELD ASSISTS (7)

DAIRON BLANCO (2)	LF	1
	CF	1
TUCKER BRADLEY (1)	LF	1
NATE EATON (1)	CF	1
TYLER GENTRY (1)	RF	1
BREWER HICKLEN 1	LF	1
SAMAD TAYLOR (1)	CF	1

OF LINEUP COMBOS

26 Games

25 Unique Lineup Combinations Used

MOST USED LINEUP (2x)

PLAYER	Pos.
1. Samad Taylor	2B
2. Maikel Garcia	SS
3. Nick Pratto	1B
4. Tyler Gentry	RF
5. Nick Loftin	3B
6. CJ Alexander	DH
7. Freddy Fermin	C
8. Dairon Blanco	CF
9. Tucker Bradley	LF

STORM CHASERS POSITION PRODUCTION

	AVG	AB	H	TB	2B	3B	HR	RBI	BB	SO	OBP	SLG	OPS	SAC	SF	HBP	GIDP
C	.272	92	25	50	7	0	6	15	12	28	.368	.543	.911	0	0	2	1
1B	.204	98	20	44	4	1	6	12	11	26	.283	.449	.732	0	3	1	3
2B	.255	102	26	39	5	1	2	16	10	21	.322	.382	.704	0	2	1	2
3B	.257	105	27	47	5	0	5	18	10	14	.319	.448	.767	0	1	0	6
SS	.253	95	24	37	7	0	2	21	13	28	.336	.389	.725	0	2	0	0
LF	.212	85	18	29	3	1	2	9	16	26	.350	.341	.691	0	0	2	4
CF	.316	95	30	43	7	0	2	6	14	24	.416	.453	.869	1	1	3	4
RF	.210	100	21	36	4	1	3	14	16	26	.325	.360	.685	0	2	2	3
DH	.271	96	26	50	9	0	5	17	13	31	.364	.521	.885	0	0	1	2

STORM CHASERS BATTING ORDER PRODUCTION

	AVG	AB	H	TB	2B	3B	HR	RBI	BB	SO	OBP	SLG	OPS	SAC	SF	HBP	GIDP
1st	.330	106	35	50	7	1	2	19	13	21	.398	.472	.870	0	3	1	2
2nd	.231	104	24	34	7	0	1	18	17	24	.336	.327	.663	0	1	0	2
3rd	.224	98	22	38	3	2	3	16	19	26	.361	.388	.749	0	2	3	3
4th	.188	101	19	41	4	0	6	12	13	29	.274	.406	.680	0	3	0	4
5th	.267	105	28	55	6	0	7	18	5	24	.310	.524	.834	0	1	2	6
6th	.280	100	28	59	7	0	8	14	7	30	.327	.590	.917	0	0	0	2
7th	.213	89	19	32	7	0	2	12	12	23	.320	.360	.680	1	0	2	2
8th	.250	80	20	30	7	0	1	3	19	26	.417	.375	.792	0	0	4	2
9th	.258	89	23	38	4	1	3	18	10	23	.330	.427	.757	0	1	0	2

DATE	OPPONENT	RESULT	IP	H	R	ER	BB	SO	2B	3B	HR	TB	AVG	WHIP	WP	BK	HB	GIDP	IBB	TBF	SV	SVO	ERA (SEASON)
3/31	@ Indianapolis	W, 8-6	9.0	11	6	6	2	7	4	0	1	18	(.297)	(1.44)	0	1	1	1	0	40	1	1	6.00
4/1	@ Indianapolis	W, 12-1	9.0	5	1	1	2	8	1	0	0	6	(.185)	(0.78)	0	0	2	5	0	31	0	0	3.50
4/2	@ Indianapolis	W, 8-3	9.0	11	3	3	5	10	1	1	1	17	(.314)	(1.78)	0	0	0	3	0	40	0	0	3.33
4/4	TOLEDO	L, 9-2	9.0	12	9	9	4	8	6	0	3	27	(.324)	(1.78)	0	0	0	1	0	41	0	0	4.75
4/5	TOLEDO	L, 7-6	9.0	12	7	6	5	10	3	0	1	18	(.316)	(1.89)	1	0	0	2	0	43	0	1	5.00
4/6	TOLEDO	L, 8-5	9.0	10	8	8	8	12	3	0	3	22	(.286)	(2.00)	0	0	0	1	0	44	0	0	5.50
4/7	TOLEDO	W, 9-4	9.0	9	4	4	5	8	0	2	1	16	(.250)	(1.56)	1	0	1	0	0	42	0	0	5.29
4/8	TOLEDO	W, 13-8	9.0	13	8	7	4	8	2	0	0	15	(.317)	(1.89)	0	1	2	1	0	47	0	0	5.50
4/9	TOLEDO	L, 8-2	9.0	13	8	6	4	10	2	0	3	24	(.317)	(1.89)	0	0	1	1	0	46	0	0	5.56
4/11	@ Iowa	L, 9-6	8.0	7	9	9	7	10	3	0	2	16	(.226)	(1.75)	0	0	1	0	0	39	0	0	5.97
4/12	@ Iowa	W, 10-6	9.0	8	6	6	2	10	2	1	2	18	(.235)	(1.11)	0	0	1	1	0	37	0	0	5.97
4/13	@ Iowa	L, 14-1	8.0	15	14	12	4	8	7	0	2	28	(.375)	(2.38)	0	0	2	0	0	46	0	0	6.54
4/14	@ Iowa	W, 11-8	9.0	11	8	7	4	14	2	0	2	19	(.297)	(1.67)	1	0	2	0	1	45	1	1	6.57
4/15	@ Iowa	PPD/Rain																					
4/16 G1	@ Iowa	Cancelled/Snow																					
4/16 G2	@ Iowa	Cancelled/Snow																					
4/18	GWINNETT	L, 4-1	9.0	6	4	4	6	3	0	1	0	8	(.207)	(1.33)	2	0	0	0	0	39	0	0	6.39
4/19	GWINNETT	L, 6-2	9.0	10	6	6	1	9	3	0	2	19	(.286)	(1.22)	0	0	0	1	0	36	0	0	6.36
4/20	GWINNETT	L, 9-3	9.0	10	9	6	5	7	1	1	1	16	(.286)	(1.67)	2	0	0	1	0	41	0	0	6.34
4/21	GWINNETT	L, 7-3	9.0	11	7	4	4	8	4	0	1	18	(.297)	(1.67)	4	1	0	2	0	42	0	0	6.20
4/22	GWINNETT	L, 5-2	9.0	10	5	4	5	5	1	0	1	14	(.294)	(1.67)	0	0	2	1	0	42	0	0	6.08
4/23	GWINNETT	W, 5-3	9.0	8	3	3	3	7	2	0	0	10	(.229)	(1.22)	2	0	0	1	0	39	1	1	5.91
4/25	@ Nashville	L, 8-3	8.0	11	8	8	3	5	2	1	2	21	(.333)	(1.75)	0	0	0	0	0	38	0	0	6.05
4/26	@ Nashville	L, 5-0	8.0	11	5	5	3	5	3	0	1	17	(.333)	(1.75)	0	0	0	0	0	37	0	0	6.03
4/27	@ Nashville	W, 2-1	9.0	6	1	1	5	10	1	0	0	7	(.200)	(1.22)	0	0	1	1	0	36	1	1	5.80
4/28	@ Nashville	L, 4-3	8.2	7	4	3	4	7	1	0	0	8	(.233)	(1.27)	0	0	0	3	0	34	0	1	5.68
4/29	@ Nashville	L, 6-5 (10)	9.1	13	6	5	6	7	2	0	1	18	(.325)	(2.04)	0	0	1	0	0	48	0	1	5.65
4/30	@ Nashville	W, 10-6	9.0	9	6	6	5	9	1	0	1	13	(.257)	(1.56)	3	0	1	0	0	42	0	1	5.66
5/2	LOUISVILLE	L, 10-4	9.0	14	10	10	5	8	1	0	1	18	(.368)	(2.11)	3	0	0	0	0	45	0	0	5.83
5/3	LOUISVILLE																						
5/4	LOUISVILLE																						
5/5	LOUISVILLE																						
5/6	LOUISVILLE																						
5/7	LOUISVILLE																						
5/9	@ Scranton/WB																						
5/10	@ Scranton/WB																						
5/11	@ Scranton/WB																						
5/12	@ Scranton/WB																						
5/13	@ Scranton/WB																						
5/14	@ Scranton/WB																						
5/16	TOLEDO																						
5/17	TOLEDO																						
5/18	TOLEDO																						
5/19	TOLEDO																						
5/20	TOLEDO																						
5/21	TOLEDO																						
5/23	@ St. Paul																						
5/24	@ St. Paul																						
5/25	@ St. Paul																						
5/26	@ St. Paul																						
5/27	@ St. Paul																						
5/28	@ St. Paul																						
5/30	MEMPHIS																						
5/31	MEMPHIS																						
6/1	MEMPHIS																						
6/2	MEMPHIS																						
6/3	MEMPHIS																						
6/4	MEMPHIS																						
6/6	@ Indianapolis																						
6/7	@ Indianapolis																						
6/8	@ Indianapolis																						
6/9	@ Indianapolis																						
6/10	@ Indianapolis																						
6/11	@ Indianapolis																						
6/13	COLUMBUS																						
6/14	COLUMBUS																						
6/15	COLUMBUS																						
6/16	COLUMBUS																						
6/17	COLUMBUS																						
6/18	COLUMBUS																						
6/20	@ Rochester																						
6/21	@ Rochester																						
6/22	@ Rochester																						
6/23	@ Rochester																						
6/24	@ Rochester																						
6/25	@ Rochester																						

DATE	OPPONENT	RESULT	AB	R	H	TB	2B	3B	HR	XBH	RBI	BB	IBB	SO	SB	CS	HBP	SAC	SF	GIDP	LOB	AVG (SEASON)
3/31	@ Indianapolis	W, 8-6	40	8	12	16	2	1	0	3	8	9	0	12	5	0	0	0	0	0	14	.300
4/1	@ Indianapolis	W, 12-1	42	12	16	24	2	0	2	4	12	6	0	10	3	0	0	0	2	0	11	.341
4/2	@ Indianapolis	W, 8-3	39	8	12	22	1	0	3	4	8	4	0	5	2	0	1	0	0	0	9	.331
4/4	TOLEDO	L, 9-2	29	2	6	12	1	1	1	3	2	6	0	7	2	0	0	0	0	4	6	.307
4/5	TOLEDO	L, 7-6	34	6	8	18	1	0	3	4	6	4	0	10	1	1	1	0	0	1	6	.293
4/6	TOLEDO	L, 8-5	32	5	7	15	0	1	2	3	3	3	0	12	2	1	0	0	1	1	4	.282
4/7	TOLEDO	W, 9-4	34	9	12	18	3	0	1	4	8	4	0	11	0	0	0	0	1	1	6	.292
4/8	TOLEDO	W, 13-8	36	13	12	26	2	0	4	6	13	5	0	9	0	0	0	0	0	0	4	.297
4/9	TOLEDO	L, 8-2	33	2	6	11	2	0	1	3	2	6	0	12	0	0	2	0	0	0	12	.285
4/11	@ Iowa	L, 9-6	38	6	10	20	4	0	2	6	6	1	0	6	0	0	0	0	0	0	6	.283
4/12	@ Iowa	W, 10-6	38	10	12	29	5	0	4	9	10	3	0	9	1	1	1	0	0	0	5	.286
4/13	@ Iowa	L, 14-1	31	1	6	12	3	0	1	4	1	1	0	4	0	0	0	0	0	1	4	.279
4/14	@ Iowa	W, 11-8	38	11	11	14	3	0	0	3	10	7	0	7	5	1	2	0	1	0	10	.280
4/15	@ Iowa	PPD/Rain																				
4/16 G1	@ Iowa	Cancelled/Snow																				
4/16 G2	@ Iowa	Cancelled/Snow																				
4/18	GWINNETT	L, 4-1	31	1	7	10	3	0	0	3	1	3	0	10	0	1	1	0	1	1	8	.277
4/19	GWINNETT	L, 6-2	31	2	6	14	2	0	2	4	2	3	0	7	2	0	0	0	0	1	5	.272
4/20	GWINNETT	L, 9-3	27	3	3	4	1	0	0	1	3	11	0	10	2	0	0	0	2	1	10	.264
4/21	GWINNETT	L, 7-3	35	3	9	13	1	0	1	2	3	4	0	8	1	0	0	0	0	1	9	.264
4/22	GWINNETT	L, 5-2	27	2	4	8	1	0	1	2	2	4	0	8	0	1	0	0	0	3	2	.259
4/23	GWINNETT	W, 5-3	31	5	12	15	3	0	0	3	5	4	0	7	6	1	0	0	0	0	6	.265
4/25	@ Nashville	L, 8-3	29	3	5	6	1	0	0	1	3	3	0	12	0	0	1	0	0	2	3	.261
4/26	@ Nashville	L, 5-0	30	0	4	5	1	0	0	1	0	2	0	7	3	0	0	0	0	2	5	.255
4/27	@ Nashville	W, 2-1	33	2	8	13	2	0	1	3	2	2	0	11	2	0	1	0	0	1	7	.255
4/28	@ Nashville	L, 4-3	30	3	5	5	0	0	0	0	2	3	0	9	3	1	0	0	0	1	3	.251
4/29	@ Nashville	L, 6-5 (10)	37	5	8	15	4	0	1	5	4	3	0	6	0	0	0	0	0	2	6	.250
4/30	@ Nashville	W, 10-6	34	10	11	23	3	0	3	6	10	7	0	7	3	0	1	1	3	1	9	.253
5/2	LOUISVILLE	L, 10-4	33	4	6	9	1	1	0	2	4	7	0	10	0	1	1	0	0	1	10	.250
5/3	LOUISVILLE																					
5/4	LOUISVILLE																					
5/5	LOUISVILLE																					
5/6	LOUISVILLE																					
5/7	LOUISVILLE																					
5/9	@ Scranton/WB																					
5/10	@ Scranton/WB																					
5/11	@ Scranton/WB																					
5/12	@ Scranton/WB																					
5/13	@ Scranton/WB																					
5/14	@ Scranton/WB																					
5/16	TOLEDO																					
5/17	TOLEDO																					
5/18	TOLEDO																					
5/19	TOLEDO																					
5/20	TOLEDO																					
5/21	TOLEDO																					
5/23	@ St. Paul																					
5/24	@ St. Paul																					
5/25	@ St. Paul													</								

HITTING

SERIES	OPPONENT	DATES	AVG	G	AB	R	H	TB	2B	3B	HR	RBI	BB	IBB	SO	SB	CS	OBP	SLG	OPS	PA	SAC	SF	HBP	GIDP
SERIES 1	@ Indianapolis	3/31 - 4/2	.331	3	121	28	40	62	5	1	5	28	19	0	27	10	0	.420	.512	.932	143	0	2	1	0
SERIES 2	TOLEDO	4/4 - 4/9	.258	6	198	37	51	100	9	2	12	34	28	0	61	5	2	.355	.505	.860	231	0	2	3	7
SERIES 3	@ Iowa	4/11 - 4/16	.269	4	145	28	39	75	15	0	7	27	12	0	26	6	2	.335	.517	.852	161	0	1	3	1
SERIES 4	GWINNETT	4/18 - 4/23	.225	6	182	16	41	64	11	0	4	16	29	0	50	11	3	.330	.352	.682	215	0	3	1	7
SERIES 5	@ Nashville	4/25 - 4/30	.212	6	193	23	41	67	11	0	5	21	20	0	52	11	1	.292	.347	.639	220	1	3	3	9
SERIES 6	LOUISVILLE	5/2 - 5/7																							
SERIES 7	@ Scranton/WB	5/9 - 5/14																							
SERIES 8	TOLEDO	5/16 - 5/21																							
SERIES 9	@ St. Paul	5/23 - 5/28																							
SERIES 10	MEMPHIS	5/30 - 6/4																							
SERIES 11	@ Indianapolis	6/6 - 6/11																							
SERIES 12	COLUMBUS	6/13 - 6/18																							
SERIES 13	@ Rochester	6/20 - 6/25																							
SERIES 14	IOWA	6/28 - 7/3																							
SERIES 15	@ Gwinnett	7/4 - 7/9																							
SERIES 16	INDIANAPOLIS	7/14 - 7/16																							
SERIES 17	ST. PAUL	7/18 - 7/23																							
SERIES 18	@ Columbus	7/25 - 7/30																							
SERIES 19	@ Louisville	8/1 - 8/6																							
SERIES 20	IOWA	8/8 - 8/13																							
SERIES 21	@ Toledo	8/15 - 8/20																							
SERIES 22	ST. PAUL	8/22 - 8/27																							
SERIES 23	LOUISVILLE	8/29 - 9/3																							
SERIES 24	@ Iowa	9/5 - 9/10																							
SERIES 25	INDIANAPOLIS	9/12 - 9/17																							
SERIES 26	@ Columbus	9/19 - 9/24																							

PITCHING

SERIES	OPPONENT	DATES	W	L	ERA	G	GS	CG	SHO	GF	HLD	SV	SVO	IP	H	R	ER	HR	HB	BB	IBB	SO	AVG	WP	BK	GIDP
SERIES 1	@ Indianapolis	3/31 - 4/2	3	0	3.33	3	3	0	0	3	0	1	1	27.0	27	10	10	2	3	9	0	25	.273	0	1	9
SERIES 2	TOLEDO	4/4 - 4/9	2	4	6.67	6	6	0	0	6	0	0	1	54.0	69	44	40	11	4	30	0	56	.303	2	1	6
SERIES 3	@ Iowa	4/11 - 4/16	2	2	9.00	4	4	0	0	4	2	1	1	34.0	41	37	34	8	6	17	1	42	.289	1	0	1
SERIES 4	GWINNETT	4/18 - 4/23	1	5	4.50	6	6	0	0	6	3	1	1	54.0	55	34	27	5	2	24	0	39	.268	10	1	6
SERIES 5	@ Nashville	4/25 - 4/30	2	4	4.85	6	6	0	0	6	6	1	4	52.0	57	30	28	5	3	26	0	43	.284	3	0	4
SERIES 6	LOUISVILLE	5/2 - 5/7																								
SERIES 7	@ Scranton/WB	5/9 - 5/14																								
SERIES 8	TOLEDO	5/16 - 5/21																								
SERIES 9	@ St. Paul	5/23 - 5/28																								
SERIES 10	MEMPHIS	5/30 - 6/4																								
SERIES 11	@ Indianapolis	6/6 - 6/11																								
SERIES 12	COLUMBUS	6/13 - 6/18																								
SERIES 13	@ Rochester	6/20 - 6/25																								
SERIES 14	IOWA	6/28 - 7/3																								
SERIES 15	@ Gwinnett	7/4 - 7/9																								
SERIES 16	INDIANAPOLIS	7/14 - 7/16																								
SERIES 17	ST. PAUL	7/18 - 7/23																								
SERIES 18	@ Columbus	7/25 - 7/30																								
SERIES 19	@ Louisville	8/1 - 8/6																								
SERIES 20	IOWA	8/8 - 8/13																								
SERIES 21	@ Toledo	8/15 - 8/20																								
SERIES 22	ST. PAUL	8/22 - 8/27																								
SERIES 23	LOUISVILLE	8/29 - 9/3																								
SERIES 24	@ Iowa	9/5 - 9/10																								
Series 25	INDIANAPOLIS	9/12 - 9/17																								
Series 26	@ Columbus	9/19 - 9/24																								

 SERIES WINS: 1 (On Road)

 SERIES LOSSES: 3 (2 at Home, 1 on Road)

 SERIES SPLITS: 1 (On Road)

THE LAST TIME OMAHA...

THREW A PERFECT GAME	
THREW A 9-INNING NO-HITTER	6/20/1988 vs. Columbus (Luis Aquino, 2-0 win)
THREW A 7-INNING NO-HITTER	7/13/1990 @ Iowa [G1] (Gene Walter, 3-0 win)
THREW A COMBINED NO-HITTER	4/17/1997 vs. Oklahoma City (Jim Converse and Allen McDill, 2-0 win)
THREW A COMBINED 1-HITTER (9 INNINGS)	8/26/2019 vs. Nashville (5-0 Win)
THREW A COMBINED 1-HITTER (7 INNINGS)	Pitchers: Arnaldo Hernandez (8.0 IP), Gabe Speier (1.0 IP)
THREW A COMBINED 2-HITTER (9 INNINGS)	6/12/2022 vs. Lehigh Valley (10-0 Win)
Pitchers: Zack Greinke (5.0 IP), Andrés Núñez (1.0 IP), Marcelo Martínez (2.0 IP) & Brad Peacock (1.0 IP)	
THREW A COMBINED 2-HITTER (7 INNINGS)	June 7, 2017 vs. Nashville (4-0 Loss)
GOT NO-HIT (9 INNINGS)	Pitchers: Chris Smith, Sean Doolittle, Tucker Healy and Simon Castro
GOT NO-HIT (LESS THAN 9 INNINGS)	6/29/2008 vs. Oklahoma [G1] (Dustin Nippert, 2-0 loss)
GOT 1-HIT	8/15/2021 vs. Iowa (10-0 Loss)
GOT 2-HIT	8/17/2022 @ Louisville (4-3 Loss)
THREW A COMBINED 9-INNING SHUTOUT	8/12/2022 @ Toledo (5-0 Win)
Pitchers: Drew Parrish (6.0 IP), Collin Snider (2.0 IP), Sam Freeman (1.0 IP)	
THREW SHUTOUTS IN 3 STRAIGHT GAMES	8/7/2018 vs. Salt Lake and 8/9 and 8/10/2018 @ Round Rock (5-0, 9-0, 2-0)
THREW BACK-TO-BACK SHUTOUTS	8/9 and 8/10/2018 @ Round Rock (9-0 Win & 2-0 Win)
GOT SHUT OUT (9 INNINGS)	4/26/2023 @ Nashville (5-0 Loss)
GOT SHUT OUT IN BACK-TO-BACK GAMES	7/23 and 7/24/2022 vs. Iowa (10-0 Loss, 7-0 Loss)
GOT SHUT OUT IN 3 STRAIGHT GAMES	N/A (Since 2005)
GOT SHUT OUT (LESS THAN 9 INNINGS)	5/28, 2022 @ Louisville [G2] (3-0 Loss)
WON 10 GAMES IN A ROW	June 5 to June 16, 2012
WON 9 GAMES IN A ROW	May 22 to June 1, 2021
WON 8 GAMES IN A ROW	May 23 to May 30, 2010
WON 7 GAMES IN A ROW	July 21 to July 26, 2015
WON 6 GAMES IN A ROW	August 25 to August 31, 2021
LOST 10 GAMES IN A ROW	August 6 to August 16, 2006
LOST 8 GAMES IN A ROW	June 6 to June 14, 2016
LOST 7 GAMES IN A ROW	April 20 to April 28, 2019
LOST 6 GAMES IN A ROW	May 4 to May 9, 2018
STRUCK OUT 19+ OPPOSING HITTERS	5/6/2021 vs. St. Paul (19)
STRUCK OUT 17+ OPPOSING HITTERS	5/6/2021 vs. St. Paul (19)
STRUCK OUT 15+ OPPOSING HITTERS	9/22/2022 vs. Iowa (15)
STRUCK OUT 10+ OPPOSING HITTERS	4/27/2023 @ Nashville (10)
SCORED 20+ RUNS IN ONE GAME	7/4/2022 vs. Toledo (20)
SCORED 15+ RUNS IN ONE GAME	7/4/2022 vs. Toledo (20)
SCORED 10+ RUNS IN ONE GAME	4/14/2023 @ Iowa (11)
ALLOWED 20+ RUNS IN ONE GAME	9/11/2021 @ St. Paul (21)
ALLOWED 15+ RUNS IN ONE GAME	9/11/2022 vs. Indianapolis (19)
ALLOWED 10+ RUNS IN ONE GAME	5/2/2023 vs. Louisville (10)
HAD 27+ HITS IN ONE GAME	7/4/2022 vs. Toledo (27)
HAD 25+ HITS IN ONE GAME	7/4/2022 vs. Toledo (27)
HAD 20+ HITS IN ONE GAME	7/4/2022 vs. Toledo (27)
HAD 15+ HITS IN ONE GAME	4/11/2023 vs. Indianapolis (16)
HAD 10+ HITS IN ONE GAME	4/30/2023 @ Nashville (11)
ALLOWED 22+ HITS IN ONE GAME	8/2/2019 @ Reno (23)
ALLOWED 20+ HITS IN ONE GAME	8/2/2019 @ Reno (23)
ALLOWED 15+ HITS IN ONE GAME	4/13/2023 @ Iowa (15)
ALLOWED 10+ HITS IN ONE GAME	5/2/2023 vs. Louisville (14)
WALKED 14+ TIMES IN ONE GAME	4/14/2022 vs. Louisville (14)
WALKED 10+ TIMES IN ONE GAME	4/20/2023 vs. Gwinnett (11)
WALKED 8+ TIMES IN ONE GAME	4/20/2023 vs. Gwinnett (11)
ALLOWED 13+ WALKS IN ONE GAME	5/8/2007 vs. Sacramento (13)
ALLOWED 10+ WALKS IN ONE GAME	9/21/2022 vs. Iowa (11)
ALLOWED 8+ WALKS IN ONE GAME	4/6/2023 vs. Toledo (8)
HIT 9+ HOME RUNS IN A GAME	7/3/2022 vs. Toledo (9)
HIT 7+ HOME RUNS IN A GAME	7/3/2022 vs. Toledo (9)
HIT 5+ HOME RUNS IN A GAME	7/3/2022 vs. Toledo (9)
HIT 3+ HOME RUNS IN A GAME	4/30/2023 @ Nashville (3)
ALLOWED 7+ HOME RUNS IN A GAME	9/5/2021 vs. Toledo (7)
ALLOWED 5+ HOME RUNS IN A GAME	4/27/2022 vs. Toledo (5)
ALLOWED 3+ HOME RUNS IN A GAME	4/9/2023 vs. Toledo (3)
HAD 2 PLAYERS HIT 2 HOME RUNS IN A GAME	Nate Eaton & Roman Quinn, 7/4/2022 vs. Toledo (20-6 win)
HIT BACK-TO-BACK HOME RUNS	4/5/2023 vs. Toledo, 6th Inning (7-6 loss)
	Tyler Gentry (3-run) & Logan Porter (solo)
HIT 3 STRAIGHT HOME RUNS	5/21/2021 @ Iowa, 9th Inning (9-8 loss)
	Anderson Miller (2-run), Sebastian Rivero (solo), Gabriel Cancel (solo)
SCORED 10+ RUNS IN AN INNING	12 Runs, 2nd Inning - 4/8/2019 @ Memphis (14-3 win)
SCORED 7+ RUNS IN AN INNING	7 Runs, 8th Inning - 4/2/2023 @ Indianapolis (8-3 win)
SCORED 5+ RUNS IN AN INNING	6 Runs, 3rd Inning - 4/8/2023 vs. Toledo (13-9 win)
SCORED 4+ RUNS IN AN EXTRA INNING	6 Runs, 11th Inning - 8/3/2021 @ Columbus (11-7 win)
ALLOWED 10+ RUNS IN AN INNING	10 Runs, 6th Inning - 7/16/2012 vs. Oklahoma City (16-6 loss)
ALLOWED 7+ RUNS IN AN INNING	8 Runs, 4th Inning - 9/11/2022 vs. Indianapolis (19-9 loss)
ALLOWED 5+ RUNS IN AN INNING	8 Runs, 6th Inning - 5/2/2023 vs. Louisville (10-4 loss)
ALLOWED 5+ RUNS IN AN EXTRA INNING	6 Runs, 12th Inning - 7/7/2017 vs. Colorado Springs (8-4 loss)
WON A GAME BY 15+ RUNS	14 Runs - 7/4/2023 vs. Toledo (20-6 win)
WON A GAME BY 10+ RUNS	11 Runs - 4/1/2023 vs. Indianapolis (12-1 win)
LOST A GAME BY 15+ RUNS	16 Runs - 9/11/2022 vs. Indianapolis, (19-3 loss)
LOST A GAME BY 10+ RUNS	13 Runs - 4/13/2023 @ Iowa (14-1 loss)
SCORED 12+ RUNS IN CONSECUTIVE GAMES	9/25/2021 and 9/26/2021 vs. Indianapolis (12-3 Win & 17-12 loss)
SCORED 10+ RUNS IN CONSECUTIVE GAMES	6/26/2022 vs. Columbus & 6/28/2022 @ St. Paul (17-4 Win, 11-2 win)
SCORED JUST ONE RUN WITHOUT AN RBI	5/4/2019 vs. Iowa (6-1 loss)
SCORED MULTIPLE RUNS WITHOUT AN RBI	4/30/2018 @ Iowa (10-3 loss)
SCORED MORE RUNS THAT RECORDED HITS	4/8/2023 vs. Toledo (13-8 win, 13 R on 12 H)
TURNED 6 DOUBLE PLAYS IN ONE GAME	8/25/08 vs. New Orleans
TURNED 5 DOUBLE PLAYS IN ONE GAME	4/1/2023 @ Indianapolis
TURNED 4 DOUBLE PLAYS IN ONE GAME	8/24/2022 vs. Scranton/Wilkes-Barre
TURNED 3+ DOUBLE PLAYS IN ONE GAME	4/28/2023 @ Nashville (3)
TURNED A TRIPLE PLAY	6/3/1992 @ Denver, 1st Inning (3-2 win)
HIT INTO A TRIPLE PLAY	5-4-3 (Fielders: Sean Berry to Stu Cole to Jeff Conine Batter: Jim Tatum)
	4/17/2015 vs. New Orleans, Cheslor Cuthbert, 1st Inning (5-3 loss)
	5-3-4-6-5-3 (Fielders: Derek Dietrich to Justin Bour to Scott Sizemore to Miguel Rojas to Dietrich to Bour)
COMMITTED 6 ERRORS	5/10/2012 @ Sacramento
COMMITTED 5 ERRORS	4/16/2006 @ Memphis
COMMITTED 4 ERRORS	6/29/2022 @ St. Paul
COMMITTED 3+ ERRORS	4/23/2023 vs. Gwinnett (3)
EVERY STORM CHASER IN THE STARTING LINEUP HAD A HIT	4/23/2023 vs. Gwinnett
EVERY STORM CHASER IN THE STARTING LINEUP SCORED A RUN	4/1/2023 vs. Indianapolis
EVERY STORM CHASER IN THE STARTING LINEUP HAD A HIT AND SCORED A RUN	
LINEUP BATTED AROUND TWICE IN ONE GAME	
WON ON THE LAST AT-BAT OF THE GAME (WALK-OFF WIN)	9/22/2022 vs. Iowa (5-4 Win, 13 innings)
LOST ON THE LAST AT-BAT OF THE GAME (WALK-OFF LOSS)	4/29/2023 @ Nashville (6-5 Loss, 10 innings)
PLAYED BACK-TO-BACK EXTRA-INNING GAMES	7/2 and 7/3/2019 @ Round Rock (7-6 Loss & 9-8 Loss, both 10 innings)
WON BOTH GAMES OF A DOUBLEHEADER	8/22/2022 vs. Scranton/Wilkes-Barre (9-4 Win & 12-10 Win)
PITCHED SHUTOUTS IN BOTH GAMES OF A DOUBLEHEADER	N/A (Since 2005)
LOST BOTH GAMES OF A DOUBLEHEADER	8/29/2018 vs. Colorado Springs (3-2 Loss & 7-0 Loss)

THE LAST TIME AN OMAHA HITTER...

HAD 6 HITS IN ONE GAME	Matt Diaz, 7/27/2005 @ Portland
HAD 5 HITS IN ONE GAME	Dairon Blanco, 9/15/2022 @ Columbus
HAD 4 HITS IN ONE GAME	Freddy Fermin, 4/11/2023 @ Iowa
HAD 3 HITS IN ONE GAME	Nick Loftin, 4/14/2023 @ Iowa
HIT 3 HOME RUNS IN ONE GAME	Ryan McBroom, 6/13/2021 @ St. Paul
HIT 2 HOME RUNS IN ONE GAME	Freddy Fermin, 4/8/2023 vs. Toledo
HIT 2 TRIPLES IN ONE GAME	Angel Franco, 5/6/2016 @ Iowa
HIT 4 DOUBLES IN ONE GAME	Jordan Parraz, 5/18/2010 @ Las Vegas
HIT 3 DOUBLES IN ONE GAME	Dairon Blanco, 9/15/2022 @ Columbus
HIT 2 DOUBLES IN ONE GAME	Brewer Hicklen, 4/30/2023 @ Nashville
HIT 2 SACRIFICE FLIES IN ONE GAME	Samad Taylor, 4/30/2023 @ Nashville
HIT A GRAND SLAM	Brent Rooker, 9/26/2022 @ St. Paul
HIT AN INSIDE-THE PARK HOME RUN	Bobby Witt Jr., 9/8/2021 @ St. Paul
LED OFF A HOME GAME WITH A HOME RUN	Drew Waters, 8/3/2022 vs. St. Paul
LED OFF A ROAD GAME WITH A HOME RUN	Drew Waters, 8/16/2022 @ Louisville
HIT A PINCH-HIT HOME RUN	Elier Hernández, 5/22/2019 vs. Iowa
HIT A WALK-OFF HOME RUN	Nate Eaton, 5/31/2022 vs. Indianapolis
HIT A WALK-OFF GRAND SLAM	Jimmy Goveen, 5/12/2014 vs. Columbus
HIT A WALK-OFF PINCH-HIT HOME RUN	Chad Santos, 8/23/2005 vs. New Orleans
HIT THE CYCLE	Jimmy Paredes, 5/12/2014 vs. New Orleans
HAD 11 RBI IN ONE GAME	Mike Moustakas, 8/30/2010 vs. Round Rock
HAD 9 RBI IN ONE GAME	Brett Eibner, 4/9/2014 vs. Memphis
HAD 8 RBI IN ONE GAME	Jimmy Paredes, 5/12/2014 vs. New Orleans
HAD 7 RBI IN ONE GAME	Brett Hayes, 4/14/2013 vs. Nashville
HAD 6 RBI IN ONE GAME	Freddy Fermin, 4/8/2023 vs. Toledo
HAD 5 RBI IN ONE GAME	Jakson Reetz, 4/1/2023 @ Indianapolis
HAD 4 RBI IN ONE GAME	Brent Rooker, 9/26/2022 @ St. Paul
SCORED 5 RUNS IN ONE GAME	Brett Eibner, 5/12/2014 vs. New Orleans
SCORED 4 RUNS IN ONE GAME	Maikel Garcia, 9/15/2022 @ Columbus
SCORED 3 RUNS IN ONE GAME	Nate Eaton, 4/30/2023 @ Nashville
WALKED 4 TIMES IN ONE GAME	MJ Melendez, 8/22/202 vs. Columbus
WALKED 3 TIMES IN ONE GAME	Freddy Fermin, 4/30/2023 @ Nashville
STOLE 4 BASES IN ONE GAME	Jarrod Dyson, 6/10/2013 @ Nashville
STOLE 3 BASES IN ONE GAME	Samad Taylor, 4/26/2023 @ Nashville
STOLE 2 BASES IN ONE GAME	Nate Eaton, 4/28/2023 @ Nashville
STRUCK OUT 5 TIMES IN ONE GAME	Drew Waters, 8/10/2022 @ Toledo
STRUCK OUT 4 TIMES IN ONE GAME	Brewer Hicklen, 9/16/2022 @ Columbus
STRUCK OUT 3 TIMES IN ONE GAME	Logan Porter, 4/28/2023 @ Nashville
REACHED BASE 6 TIMES IN ONE GAME	Nicky Lopez, 7/27/2018 @ Fresno
REACHED BASE 5 TIMES IN ONE GAME	Dairon Blanco, 9/15/2022 @ Columbus
REACHED BASE 4 TIMES IN ONE GAME	Dairon Blanco, 4/14/2023 @ Iowa
REACHED BASE IN EVERY TRIP TO THE PLATE (6 PA)	Brett Eibner, 4/9/2014 vs. Memphis
REACHED BASE IN EVERY TRIP TO THE PLATE (5 PA)	Drew Waters, 7/27/2022 @ Syracuse
REACHED BASE IN EVERY TRIP TO THE PLATE (4 PA)	Freddy Fermin, 4/11/2023 @ Iowa
HAD 2 HOME RUNS IN THE SAME INNING	Brett Eibner: 5th inning, 5/12/2015 vs. Memphis
HAD 2 DOUBLES IN THE SAME INNING	Clay Dungan: 6th inning, 6/26/2022 vs. Columbus
HAD 2 HITS IN THE SAME INNING	Samad Taylor and Maikel Garcia: 8th inning, 4/2/2023 @ Indianapolis
REACHED 2 TIMES IN THE SAME INNING	Samad Taylor and Maikel Garcia: 8th inning, 4/2/2023 @ Indianapolis
SCORED 2 RUNS IN THE SAME INNING	Brewer Hicklen: 6th inning, 8/26/2022 vs. Scranton/WB
HIT HOME RUNS IN 6 STRAIGHT GAMES	Steve Sisco, June 13 to June 21, 1998
HIT HOME RUNS IN 5 STRAIGHT GAMES	Cory Aldridge, July 27 to August 8, 2009
HIT HOME RUNS IN 4 STRAIGHT GAMES	Nick Pratto, August 19 to August 22, 2021
HIT HOME RUNS IN 3 STRAIGHT GAMES	Brent Rooker, September 23 to September 26, 2022
HIT HOME RUNS IN BACK-TO-BACK GAMES	Freddy Fermin, April 29 and 30, 2023 @ Nashville
HIT HOME RUNS IN BOTH GAMES OF A DOUBLEHEADER	Nick Pratto, 4/7/2022 @ Indianapolis
HIT HOME RUNS FROM BOTH SIDES OF THE PLATE, GAME	Tim Lincecum Jr., 8/20/2009 @ Tacoma
HIT HOME RUN IN FIRST OMAHA AT-BAT	Jakson Reetz, 8/28/2022 vs. Scranton/WB [G1]
HAD 2+ HITS IN 7 STRAIGHT GAMES	Johnny Givotella, August 3 to August 14, 2014
HAD 2+ HITS IN 6 STRAIGHT GAMES	Dairon Blanco, September 10 to September 17, 2022
HAD 2+ HITS IN 5 STRAIGHT GAMES	MJ Melendez, September 25 to October 2, 2021
HAD A 20+ GAME HITTING STREAK	Frank Schwindel, 20 Games: July 22 to August 13, 2018
HAD A 18+ GAME HITTING STREAK	Frank Schwindel, 20 Games: July 22 to August 13, 2018
HAD A 16+ GAME HITTING STREAK	Frank Schwindel, 20 Games: July 22 to August 13, 2018
HAD A 14+ GAME HITTING STREAK	Dairon Blanco, 15 Games: May 15 to July 10, 2022
HAD A 12+ GAME HITTING STREAK	Dairon Blanco, 15 Games: May 15 to July 10, 2022
HAD A 40+ GAME REACHED BASE STREAK	Shane Costa, 46 Games: April 14 to August 8, 2007
HAD A 35+ GAME REACHED BASE STREAK	Alex Gordon, 39 Games: May 9 to June 19, 2010
HAD A 30+ GAME REACHED BASE STREAK	Freddy Fermin, 33 Games: August 3 to September 15, 2022
HAD A 25+ GAME REACHED BASE STREAK	Freddy Fermin, 33 Games: August 3 to September 15, 2022
HAD A 20+ GAME REACHED BASE STREAK	Freddy Fermin, 33 Games: August 3 to September 15, 2022
THREW A 1-HITTER (9 INNINGS)	Luis Mendoza, 7/18/2011 @ Memphis
THREW A 1-HITTER (7 INNINGS)	
THREW A 2-HITTER (9 INNINGS)	Jeff Suppan, 6/21/2011 @ Nashville
THREW A 2-HITTER (7 INNINGS)	Arnaldo Hernandez, 7/21/2018 vs. Round Rock [G1]
THREW A 9-INNING COMPLETE GAME SHUTOUT	Luis Mendoza, 7/18/2011 @ Memphis
THREW A 7-INNING COMPLETE GAME SHUTOUT	Jake Kalish, 7/2/2018 vs. Nashville [G1]
THREW A 5-INNING COMPLETE GAME SHUTOUT	Anthony Lerew, 8/31/2010 vs. Round Rock
THREW A 9-INNING COMPLETE GAME	Arnaldo Hernandez, 8/15/2018 vs. Oklahoma City
THREW AN 8-INNING COMPLETE GAME	John Lannan, 6/16/2016 @ Oklahoma City
THREW A 7-INNING COMPLETE GAME	Austin Cox, 8/28/2022 vs. Scranton/WB [G1]
THREW A 6-INNING COMPLETE GAME	Matt Wright, 8/8/2008 @ Nashville [G2]
THREW A 5-INNING COMPLETE GAME	Trevor Oaks, 8/6/2018 vs. Salt Lake
STRUCK OUT 12 IN A GAME	Jakob Junis, 5/26/2017 @ Nashville
STRUCK OUT 11 IN A GAME	John Lamb, 7/9/2014 vs. Iowa
STRUCK OUT 10 IN A GAME	Jackson Kowar, 7/3/2021 @ St. Paul
WALKED 7 IN A GAME	Josh Staumont, 5/24/2017 @ Nashville
WALKED 6 IN A GAME	Drew Parrish, 6/22/2022 vs. Columbus
WALKED 5 IN A GAME	Drew Parrish, 9/16/2022 @ Columbus
ALLOWED 6 HOME RUNS IN A GAME	Matt Wright, 8/18/2007 vs. Albuquerque
ALLOWED 5 HOME RUNS IN A GAME	Christian Binford, 7/2/2017 vs. Colorado Springs
ALLOWED 4 HOME RUNS IN A GAME	Jake Kalish, 9/24/2021 vs. Indianapolis
ALLOWED 3 HOME RUNS IN A GAME	Daniel Mengden, 9/20/2022 vs. Iowa
ALLOWED 2 HOME RUNS IN A GAME	Jonathan Heasley, 4/13/2023 @ Iowa
THREW 120+ PITCHES IN A GAME	Brett Tomko, 5/8/2014 @ Round Rock (127)
THREW 115+ PITCHES IN A GAME	Luke Farrell, 6/8/2017 vs. Nashville (116)
THREW 110+ PITCHES IN A GAME	Christian Binford, 9/3/2017 vs. Iowa (110)
THREW 100+ PITCHES IN A GAME	Jonathan Heasley, 4/25/2023 @ Nashville (104)
THREW 95+ PITCHES IN A GAME	Austin Cox, 4/27/2023 @ Nashville (99)
THREW 90+ PITCHES IN A GAME	Max Castillo, 5/2/2023 vs. Louisville (91)
WON HIS OMAHA DEBUT	Alec Marsh, 9/23/2022 vs. Iowa
THREW AN IMMACULATE INNING	Anthony Swarzak, 6/3/2021 vs. Iowa

ABS CHALLENGE TRACKER (0-FOR-2)

GM # – DATE	OPPONENT	PLAYER CHALLENGING	POSITION	INNING	CALL (COUNT)	OVERTURNED?	PLAY RESULT (COUNT)	UMPIRE
23 – April 28	@ Nashville	Logan Porter	Catcher	▲ 6	Ball (0-0)	No	Lineout, L9 (1-1)	Paul Clemons
23 – April 28	@ Nashville	Maikel Garcia	Batter	▼ 8	Strike (1-0)	No	Groundout, 5-4 (1-1)	Paul Clemons