



OMAHA

# STORM CHASERS™

## 2022 MEDIA GUIDE

#CHASINGROYALTY



# 2022 OMAHA STORM CHASERS MEDIA & INFORMATION GUIDE



## TABLE OF CONTENTS

### STORM CHASERS ORGANIZATION 2-4

Front Office.....	2
Ownership.....	3-4

### 2022 OMAHA STORM CHASERS 6-45

Manager Scott Thorman.....	6
Field Staff.....	7-9
Storm Chasers Players.....	10-45

### 2021 SEASON IN REVIEW 47-53

2021 Season Notes.....	47
2021 Storm Chasers Schedule/Results.....	48-49
2021 Storm Chasers Roster.....	50
2021 Storm Chasers Statistics.....	51
2021 Triple-A East Standings and Attendance.....	52
2021 Triple-A East Statistics.....	53

### LEAGUE INFORMATION 55-65

International League Information.....	55
Opponents.....	56-65
League Logos.....	65

### ROYALS ORGANIZATION 67-70

Royals Front Office.....	67
Royals 2022 Prospect Rankings.....	68
Royals 2021 Draft Class.....	68
Royals Minor League Affiliates.....	69-70

### OTHER INFORMATION

Storm Chasers Alumni to Debut with Kansas City.....	9
History of Omaha Baseball Teams.....	55
All-Time Kansas City First Round Picks.....	68
All-Time Kansas City Minor League Affiliates.....	70
Franchise Relationship with Kansas City.....	76
Franchise Single-Season Home Run Leaders.....	77

### HISTORY AND RECORDS 72-94

Year-by-Year Records.....	72
All-Time Records vs. Opponents.....	73
Manager and Attendance Records.....	74
Year-by-Year Attendance.....	75
Team Records.....	76-77
Individual Records.....	78
Yearly Omaha Batting Leaders.....	79-80
Yearly Omaha Pitching Leaders.....	81-82
Last Time It Happened.....	83-86
Postseason Records.....	87
Postseason Results.....	88-91
Omaha All-Stars.....	92
Omaha Awards and Recognitions.....	93
Omaha All-Time Logos.....	94

### PLAYER AND COACH DATABASE 96-106

Omaha All-Time Roster.....	96-104
All-Time Managers and Coaches.....	105-106

### GENERAL INFORMATION 108-110

Werner Park Information.....	108
Broadcast Information.....	109
Media Guidelines, Batting Practice Information.....	110

The 2022 Omaha Storm Chasers Media and Information Guide is a production of the Omaha Storm Chasers Media Relations Department. All information is current as of March 25, 2022. This publication was researched, written, and edited by Jake Eisenberg. Assistance provided by Mackenzie Parker, Justin Rolles, Alex Seder, and Nina Sobotka. Layout and design by Jake Eisenberg. Assistance provided by Alex Seder. Previous contributions by Tony Boone, Andrew Green, Scott Popp, and Mark Nasser.

Photos used in this publication are credited to Minda Haas Kuhlmann, Brad Williams Photography, Omaha Storm Chasers, Kansas City Royals, and Minor League Baseball. Front cover design by Alex Seder. Photos credited to Minda Haas Kuhlmann/Omaha Storm Chasers. Front cover photos, L/R (years with Omaha): Nick Pratto (2021), MJ Melendez (2021), Bobby Witt Jr. (2021).

Statistical information provided in part by Major League Baseball Advanced Media (MLBAM), 75 North Avenue, 5th Floor, New York, NY 10011

Further information is available by contacting the Omaha Storm Chasers Media Relations Department by phone at (402) 738-5100 or via e-mail at [pr@omahastormchasers.com](mailto:pr@omahastormchasers.com).

© 2022 Omaha Storm Chasers

# FRONT OFFICE

Werner Park  
12356 Ballpark Way, Papillion, Nebraska, 68046  
Phone: (402) 738-5100  
www.omahastormchasers.com  
pr@omahastormchasers.com  
facebook.com/OmahaStormChasers

Twitter: @OMASTormChasers | Instagram: @omahastormchasers



STORM CHASERS ORGANIZATION

## OWNERSHIP

Chief Executive Officer, Managing Owner.....	Gary Green
Managing Partner.....	Larry Botel
General Partner.....	Eric Foss
General Partner.....	Brian Callaghan
General Partner.....	Peter Huff
General Partner.....	Evan Friend
General Partner.....	Stephen Alepa

## EXECUTIVES

President.....	Martie Cordaro
Vice President and General Manager.....	Laurie Schlender

## ADMINISTRATION

Human Resources Manager.....	Aniya Tate
Bookkeeper.....	Jeanne Coats
Bookkeeper.....	Pennie Martindale
Front Office Assistant.....	Donna Kostal
Front Office Assistant.....	Michelle VanBemmel

## TICKETING, SALES, & MERCHANDISE

Senior Director of Tickets.....	Zach Ziler
Director of Sales.....	Marcus Sabata
Director of Business Development.....	Dustin True
Corporate Sales Executive.....	Bob Flannery
Corporate Sales Executive.....	Blake Paris
Group Ticket Sales Executive.....	Tyler St. Denny
Group Ticket Sales Executive.....	Dru Sauer
Client Services Manager.....	Mackenzie Parker
Group Client Services Coordinator.....	Jordan Yerem
Ticket Operations & Customer Service Manager.....	Jeremy Ramey
Box Office Coordinator.....	Skylar Clough
Retail Operations Manager.....	Mitch Cunningham

## COMMUNICATIONS, MARKETING, & PROMOTIONS

Director of Marketing & Communications.....	Justin Rolfes
Broadcast & Communications Coordinator.....	Jake Eisenberg
Video & Multimedia Coordinator.....	Lexi Gross
Graphic Design Coordinator.....	Alex Seder
Social Media Manager.....	Nina Sobotka
Creator of Fun - Promotions & Products.....	Emily Hintz
Game/Event Operations Assistant.....	Andrew Rosenau

## COMMUNITY RELATIONS

Community Relations Coordinator.....	Jenna Kniss
--------------------------------------	-------------

## BALLPARK OPERATIONS

Director of Operations.....	Steve Farrrens
Ballpark Operations Manager.....	Tyler Shaw
Facility Maintenance Coordinator.....	Ryan Dukett
Head Groundskeeper.....	Zach Ricketts
Grounds Manager.....	Tom Walter
Grounds Assistant.....	Drew Kobjerowski

# OWNERSHIP GROUP

## GARY GREEN | CEO, MANAGING OWNER



Gary Green is CEO and managing owner of the Omaha Storm Chasers in addition to being the CEO of Alliance Baseball LLC. Alliance Baseball LLC purchased the Storm Chasers in 2012, its second Minor League franchise (Richmond). The Storm Chasers claimed Triple-A National Championships in 2013 and 2014, Green's first two full seasons as CEO and managing owner.

In 2009, Green entered the sports industry as Alliance Building Services and created and executed the maintenance manifest for the inaugural seasons at Yankee Stadium (New York Yankees) and Citi Field (New York Mets). Later that year, Green pursued his lifelong dream of owning a baseball team by joining forces with Larry Botel to form Alliance Baseball LLC.

After the creation of the ownership group, Alliance Baseball LLC negotiated to buy a large stake in the Double-A affiliate of the San Francisco Giants, the Connecticut Defenders. Green and Botel purchased their stake with the full intent of moving the team to Richmond, Va., and helped rename and restructure the team into the Richmond Flying Squirrels. In 2017, Alliance Baseball purchased the baseball publication *Baseball America* as well as the Montgomery Biscuits, the Double-A affiliate of the Tampa Bay Rays. In 2019, Green and Botel teamed up and negotiated to purchase a United Soccer League expansion franchise to bring professional soccer to the Omaha metro. Union Omaha, which plays home matches at Werner Park, began play in USL League One in 2020 and won the USL League One Championship in 2021.

Green is the CEO of Alliance Building Services, a company he founded in 1992 at the age of 26. Through Green's leadership, Alliance has grown into one of the largest privately-held building service companies in North America. Green received his B.A. in Political Science from the University of Vermont in 1988 and his M.B.A. with a concentration in Finance from New York University's Leonard N. Stern School of Business in 1991.

## LARRY BOTEL | MANAGING PARTNER

Larry Botel is the co-founding partner and President of Alliance Baseball LLC. Through Alliance Baseball LLC, Botel is a Managing Partner of the Omaha Storm Chasers and a General Partner of the Richmond Flying Squirrels. He was also part of the group along with Gary Green which purchased *Baseball America* and the Montgomery Biscuits in 2017. He joined Green in bringing professional soccer to the Omaha metro in 2019 with the purchase of a United Soccer League expansion franchise, Union Omaha, which began play in USL League One in 2020 and won the USL League One Championship in 2021.

Botel is the founding partner of JOSS Realty Partners, a New York City-based Real Estate Investment Management firm. JOSS Realty Partners has acquired 17 office buildings totaling over three million square feet with a value of more than \$700 million. His experience in financing and structuring complex deals has enabled him to approach partnering with Green in Alliance Baseball with a level of expertise and experience not often found in the baseball business. Larry received his M.B.A. from the University of Chicago's Booth School of Business in 1993 after earning his B.S.B.A. from Georgetown University in 1988.

STORM CHASERS ORGANIZATION

2022 OMAHA STORM CHASERS

2021 SEASON IN REVIEW

LEAGUE INFORMATION

ROYALS ORGANIZATION

HISTORY & RECORDS

PLAYER & COACH DATABASE

GENERAL INFORMATION



# OWNERSHIP GROUP

## BRIAN CALLAGHAN | GENERAL PARTNER

Brian Callaghan is an investor and entrepreneur from Richmond, Va. He is co-founder of Apex Systems, the second-largest IT staffing firm in the United States, and sits on the board of On Assignment (NYSE: ASGN), one of the world's largest professional staffing companies. In addition to the Storm Chasers, Callaghan is also an owner of the Richmond Flying Squirrels (Double-A, San Francisco). Raised in New Jersey and Virginia, he is a 1993 graduate of Virginia Tech. He resides in Richmond with his wife and four children.

## ERIC FOSS | GENERAL PARTNER

Eric Foss is Chairman, President, and CEO of Aramark (NYSE: ARMK), a \$15-billion global provider of food, facilities and uniform services with 270,000 employees in 22 countries. He joined Aramark in 2012 and led the company's successful return to the New York Stock Exchange in December 2013. Before Aramark, Foss enjoyed a 30-year career with Pepsi, where he served as Chairman and CEO of Pepsi Bottling Group and CEO of PepsiCo's Pepsi Beverages Company.

Foss visited Werner Park in 2011 due to Pepsi's role as a premier partner. He was so impressed by the park, the team, and the management staff that when the opportunity of investing in the team was presented to him, he became part of the ownership group.

## STEPHEN ALEPA | GENERAL PARTNER

Stephen Alepa began his baseball career in 1972 as a six-year-old first baseman with Ideal Petroleum. Inspired by Cookie Rojas to become a top-flight bespectacled middle infielder, he kicked around the little leagues for a number of years until latching on with the Park Ridge High School Fighting Owls as a rag-armed, slap-hitting shortstop. He batted .531 and, by far, led the team in errors his senior year. While Alepa still plays baseball, he realized he could pursue his love of the game in other ways. As a manager, he went along for the ride with his son's 2013 and 2014 Little League Championships. At the same time, Alepa joined the Storm Chasers as a general partner just before organization's back-to-back Triple-A Championships in 2013 and 2014.

In his spare time, Alepa currently is CEO of a boutique financial markets consultancy and has been a Partner at Arthur Andersen, a software executive, and a Wall Street trading executive. He is married with three children and is a graduate of Georgetown University. He was also part of the group along with Gary Green who purchased *Baseball America* and the Montgomery Biscuits in 2017.

## PETER HUFF | GENERAL PARTNER

Peter Huff has over 20 years of experience in the private equity industry and has been a partner in several private equity funds raised by Blue Sage Capital, Austin Ventures, and J. H. Whitney. Prior to co-founding Blue Sage in 2002, Huff was a partner at Austin Ventures, a large private equity firm based in Austin, Texas. Before Austin Ventures, he was a managing member at J. H. Whitney, a private equity firm that grew to over \$5-billion of assets under management while Huff was with the firm.

Huff received his undergraduate degree from Southern Methodist University in Dallas, where he graduated first in his class, was President of the Student Center Governing Board, and earned First-Team Academic All-American honors in track and field. Huff has won four medals—including one gold medal at the USA Track and Field Masters Outdoor National Championships, and carried the torch for the 2002 Olympic Games. He earned his MBA from the Stanford Graduate School of Business.

Huff is a member of Young Presidents' Organization and a Founding Board Member of ACG Central Texas and currently chairs the Board for Parker School Uniforms and Primus Sterilizer. He was also part of the group with Gary Green which purchased *Baseball America* and the Montgomery Biscuits in 2017.

## EVAN FRIEND | GENERAL PARTNER

Evan Friend is a retired physician, epidemiologist, and baseball fan from southern California where he currently resides with his wife and two sons. Originally from New Jersey, he attended Rutgers University's Robert Wood Johnson Medical School and did undergraduate and graduate work at both Johns Hopkins University and the University of North Carolina. Friend joined the ownership group in March of 2014.



# 2022 OMAHA STORM CHASERS

---

2 0 2 2   M E D I A   G U I D E

# SCOTT THORMAN | MANAGER



**BIRTHDAY:** January 6, 1982  
**AGE:** 40  
**BIRTHPLACE:** Cambridge, Ontario  
**RESIDES:** Kitchener, Ontario  
**SEASONS WITH OMAHA:** 1st season  
**MANAGERIAL EXPERIENCE:** 7th season  
**COACHING EXPERIENCE:** 9th season  
**PLAYING EXPERIENCE:** 12 seasons (2 MLB)



- ▶ Scott Thorman is entering his first season as Omaha's manager, becoming the 19th manager in franchise history and third in the Storm Chasers' era (2011-pres.)
- ▶ Sixth manager in franchise history to have previously played for Omaha, joining **John Wathan, Jeff Cox, Mike Jirschele, Ron Johnson, and Brian Poldberg**
- ▶ Began managerial career with Burlington in 2015 after serving as the team's bench coach in his first coaching assignment in 2014
- ▶ Won Minor League championships as a manager in Lexington (2018), Wilmington (2019), and Northwest Arkansas (2021) in addition to winning a regular season title in Burlington (2016)
- ▶ Managed the Surprise Saguaros of the Arizona Fall League in 2019, posting a 17-12 record to earn first place in the West Division
- ▶ Drafted by the Atlanta Braves with the 30th overall pick in the 2000 MLB Draft
- ▶ Participated in 2003 All-Star Futures Game, playing for the World Team
- ▶ Made Major League debut with Atlanta on June 18, 2006
- ▶ Played 175 games with Atlanta between 2006 and 2007, batting .222/.260/.407 with 29 doubles, 16 home runs, and 50 RBIs
- ▶ Played for Team Canada in 2008 Olympics in Beijing, China
- ▶ Signed with Kansas City as a free agent on May 21, 2009 and made Omaha Royals debut on May 21, 2009 vs. Sacramento, going 0-for-3 as the designated hitter before being pinch-hit for by current Omaha hitting coach **Brian Buchanan**
- ▶ Hit first home run as Omaha Royal on May 23, 2009 vs. Sacramento
- ▶ In 97 games for Omaha in 2009, hit .297/.346/.496 with 12 doubles, 19 home runs, and 63 RBIs
- ▶ Led Omaha in games played (125), runs (78), hits (134), doubles (31), and RBIs (85) while ranking second on the team in home runs (22) in 2010, the final season at Rosenblatt Stadium
- ▶ Hit for the cycle on Aug. 29, 2010, doubling in the first inning, homering in the second inning, tripling in the fifth inning, and singling in the seventh inning
- ▶ Played 222 total games for Omaha between 2009 and 2010
- ▶ **Wife:** Kelly. **Children:** Robbie, Tommy, Allie.

## THORMAN MANAGERIAL RECORD

YEAR	TEAM (LEVEL)	RECORD	PCT.	FINISH	PLAYOFFS
2015	Burlington (ROK)	31-37	.456	7th	--
2016	Burlington (ROK)	42-26	.618	1st	Lost League Final
2017	Lexington (A-)	62-75	.453	12th	--
2018	Lexington (A-)	76-60	.559	2nd	Won SAL
2019	Wilmington (A+)	82-56	.594	2nd	Won CAR
2020	Northwest Arkansas (AA)	SEASON CANCELED DUE TO COVID-19			
2021	Northwest Arkansas (AA)	64-55	.538	2nd	Won AA-C
<b>TOTAL</b>	<b>OVERALL (6 seasons)</b>	<b>357-309</b>	<b>.536</b>		



## BRIAN BUCHANAN | HITTING COACH



**BIRTHDAY:** July 21, 1973  
**AGE:** 48 (turns 49 on July 21)  
**BIRTHPLACE:** Boone, NC  
**RESIDES:** Jupiter, FL  
**SEASONS WITH OMAHA:** 4th season  
**COACHING EXPERIENCE:** 13th season  
**PLAYING EXPERIENCE:** 16 seasons (7 MLB)



- ▶ Brian Buchanan enters his fourth season as hitting coach with Omaha and his 12th season of coaching within the Royals organization
- ▶ Served as assistant hitting coach for the Royals in 2017
- ▶ Spent 2016 as hitting coach for Double-A Northwest Arkansas, helping them reach the Texas League Championship Series
- ▶ Was a Minor League manager in Royals organization for six seasons, including stops at High-A Wilmington (2015), Low-A Lexington (2013-2014), Low-A Kane County (2012) & rookie-level Idaho Falls (2010-2011)
- ▶ Selected by the Yankees in the first round (24th overall) of the 1994 MLB Draft
- ▶ Played seven seasons in MLB between Minnesota (2000-2002), San Diego (2002-2004) and New York-NL (2004)
- ▶ Played 98 games for Omaha Royals between the 2008-2009
- ▶ Was teammates with current Omaha manager **Scott Thorman** in 2009
- ▶ **Wife:** Jill. **Children:** Walker, Drew, Logan, Connor.

## DANE JOHNSON | PITCHING COACH



**BIRTHDAY:** February 10, 1963  
**AGE:** 59  
**BIRTHPLACE:** Coral Gables, FL  
**RESIDES:** Holiday, FL  
**SEASONS WITH OMAHA:** 2nd season  
**COACHING EXPERIENCE:** 21st season  
**PLAYING EXPERIENCE:** 15 seasons (3 MLB)



- ▶ Dane Johnson enters his second season with Omaha and 20th season as a coach
- ▶ Served as a pitching consultant for the Miami Marlins in 2019
- ▶ Was the Toronto Blue Jays bullpen coach from 2015-2018
- ▶ Worked as an Minor League pitching coach in the Blue Jays organization from 2000-2003 & as the pitching coordinator from 2004-2014
- ▶ Selected by Toronto in the second round (48th overall) in the 1984 MLB Draft, the same round as Hall of Famers Tom Glavine (47th overall) and Greg Maddux (31st overall)
- ▶ Three-year Major League veteran, pitching with Chicago-AL (1994), Toronto (1996) and Oakland (1997)
- ▶ Finished second in the Triple-A American Association with 24 saves for the Nashville Sounds in 1994
- ▶ Son, Cobi, pitched at Florida State and was drafted by Toronto in the 30th round of the 2018 MLB Draft
- ▶ **Wife:** Gina. **Children:** Cobi, Madison.

## TOMMY SHIELDS | BENCH COACH



**BIRTHDAY:** Aug. 14, 1964  
**AGE:** 57 (turns 58 on Aug. 14)  
**BIRTHPLACE:** Fairfax, Va.  
**RESIDES:** Lititz, Pa.  
**SEASONS WITH OMAHA:** 1st season  
**COACHING EXPERIENCE:** 28th season  
**PLAYING EXPERIENCE:** 8 seasons (2 MLB)



- ▶ Tommy Shields enters his first season with Omaha and his fourth season as a coach in the Royals organization, his first since 2014
- ▶ Managed Burlington from 2012-2014, recording an overall record of 98-103
- ▶ Drafted by Pittsburgh in the 15th round (368th overall) of the 1986 MLB Draft out of the University of Notre Dame, where he earned a degree in economics
- ▶ During Minor League career, played for three current Triple-A East teams in Buffalo (1990), Rochester (1991-1992), and Iowa (1993-1994)
- ▶ Made his Major League debut on July 25, 1992 with Baltimore, playing in 22 total MLB games—two with Baltimore in 1992 and 20 with Chicago-NL in 1993
- ▶ Collected first Major League hits on April 7, 1993 vs. Atlanta, going 2-for-2 as part of a lineup that featured former Omaha Royal Willie Wilson
- ▶ Began coaching career in 1995 with the Appalachian League's Bluefield Orioles
- ▶ Experienced first season as a minor league manager with the GCL Orioles in 1996
- ▶ Managed in the Orioles' organization from 1996-1998, including stops with Delmarva (1997) and Frederick (1998)
- ▶ Won 1997 South Atlantic League title with Delmarva, posting a 77-65 record
- ▶ Worked for St. Louis from 1999-2005, managing New Jersey of the New York-Penn League from 2002-2004 before becoming an infield instructor in 2005
- ▶ Joined Atlanta in 2006 and was the Braves' field coordinator from 2007-2010 before serving as the organization's infield coordinator in 2011
- ▶ Served as co-field coordinator for Washington from 2015-2021
- ▶ Managed Wilmington in 2021, posting a 52-64 record in the franchise's first season as a Nationals' affiliate

## RYAN POWERS | ASST. HITTING COACH



**BIRTHDAY:** July 7, 1992  
**AGE:** 29 (turns 30 on July 7)  
**BIRTHPLACE:** Wheatland, Iowa.  
**RESIDES:** Kansas City, Mo.  
**SEASONS WITH OMAHA:** 1st season  
**COACHING EXPERIENCE:** 1st season



- ▶ Ryan Powers enters his first season with Omaha and first season as a minor league coach after serving as the video assistant for Quad Cities in 2021
- ▶ Joined Kansas City in 2020 after two seasons with Miami (2018-2019), two seasons with Texas (2016-2017), and one season with Los Angeles-AL (2015)
- ▶ Played collegiately for four seasons at Wartburg College in Waverly, Iowa.

# JAMES STONE | ATHLETIC TRAINER



- ▶ James Stone enters his third season with Omaha
- ▶ Served as the athletic trainer for High-A Wilmington from 2011-2018
- ▶ Named Carolina League Athletic Trainer of the Year in 2015
- ▶ Spent three seasons as an athletic trainer in the Miami Marlins organization
- ▶ Named New York-Penn League Trainer of the Year in 2006
- ▶ Has a bachelor's degree in kinesiology from Cal State-Northridge

# YANNICK PLANTE | STRENGTH & CONDITIONING



- ▶ Yannick Plante enters his second season with Omaha following his first season with the team in 2021
- ▶ Joined the Royals organization in 2019 as the strength and conditioning coach for rookie-level Burlington
- ▶ Staff member for Surprise Sagueros in Arizona Fall League in 2019 under current Omaha manager Scott Thorman
- ▶ Has a master's degree in kinesiology from the University of Calgary and a bachelor's degree in human kinetics with a specialization in biophysics from the University of Ottawa

## MIKE BROWN

HOME CLUBHOUSE MANAGER

## NILE LANGER

VISITING CLUBHOUSE MANAGER

## STORM CHASERS ALUMNI TO DEBUT WITH KANSAS CITY

PLAYER (YEARS WITH OMAHA)	DEBUT WITH KANSAS CITY	PLAYER (YEARS WITH OMAHA)	DEBUT WITH KANSAS CITY
Louis Coleman (2011-2015)	April 21, 2011 vs. CLE	Kevin McCarthy (2016)	Sept. 9, 2016 at CWS
Eric Hosmer (2011, 2014)	May 6, 2011 vs. OAK	Hunter Dozier (2016)	Sept. 12, 2016 vs. OAK
Everett Teaford (2011-2013)	May 17, 2011 vs. CLE	Jakob Junis (2016-2017, 2021)	April 12, 2017 vs. OAK
Danny Duffy (2011, 2013-2015)	May 18, 2011 vs. TEX	Jorge Bonifacio (2016-2017)	April 21, 2017 at TEX
Mike Moustakas (2011, 2014)	June 10, 2011 at LAA	Eric Skoglund (2017)	May 30, 2017 vs. DET
Manny Piña (2011, 2013)	Aug. 3, 2011 vs. BAL	Ramón Torres (2016-2017)	June 7, 2017 vs. HOU
Johnny Givotella (2011-2014)	Aug. 5, 2011 vs. DET	Luke Farrell (2016-2017)	July 1, 2017 vs. MIN
Salvador Perez (2011-2012)	Aug. 10, 2011 at TBR	Cam Gallagher (2017)	Aug. 2017 vs. SEA
Kelvin Herrera (2011, 2013)	Sept. 21, 2011 vs. DET	Andrés Machado (2017)	Sept. 2, 2017 at MIN
Irving Falu (2011-2013, 2016)	May 6, 2012 vs. NYY	Eric Stout (2017-2018)	April 25, 2018 vs. MIL
Will Smith (2012-2013)	May 23, 2012 at NYY	Trevor Oaks (2018)	April 28, 2018 vs. CWS
Clint Robinson (2011-2012)	June 8, 2012 at PIT	Scott Barlow (2018)	April 28, 2018 at BOS
Ryan Verdugo (2012-2014)	July 17, 2012 vs. SEA	Jason Adam (2014, 2018)	May 5, 2018 at DET
David Lough (2011-2013)	Sept. 1, 2012 vs. MIN	Heath Fillmyer (2018)	June 24, 2018 at HOU
Jake Odorizzi (2012)	Sept. 23, 2012 vs. CLE	Ryan O'Hearn (2017-2018, 2021)	July 31, 2018 at CWS
Donnie Joseph (2012-2014)	July 11, 2013 at NYY	Jake Newberry (2017-2018, 2021)	Aug. 20, 2018 at TBR
Yordano Ventura (2013, 2015)	Sept. 17, 2013 vs. CLE	Frank Schwindel (2017-2018)	March 28, 2019 vs. CWS
Chris Dwyer (2012-2015)	Sept. 24, 2013 at SEA	Kyle Zimmer (2017, 2019)	March 31, 2019 vs. CWS
Michael Mariot (2012-2015)	April 11, 2014 at MIN	Richard Lovelady (2018-2019, 2021)	April 9, 2019 vs. SEA
Justin Marks (2012-2014)	April 20, 2014 vs. MIN	Kelvin Gutierrez (2019, 2021)	April 27, 2019 vs. LAA
Aaron Brooks (2014-2015)	May 3, 2014 vs. DET	Nicky Lopez (2018-2019)	May 14, 2019 vs. TEX
Francisco Peña (2014-2015)	May 20, 2014 vs. CWS	Josh Staumont (2017-2019)	June 25, 2019 vs. CLE
Wilking Rodriguez (2014)	June 3, 2014 at STL	Bubba Starling (2016-2019, 2021)	July 12, 2019 vs. DET
Christian Colón (2012-2016)	July 1, 2014 at MIN	Nick Dini (2018-2019, 2021)	August 7, 2019 at BOS
Terrance Gore (2014)	Sept. 2, 2014 vs. TEX	Gabe Speier (2019, 2021)	Sept. 5, 2019 vs. DET
Paulo Orlando (2011, 2013-2015)	April 9, 2015 vs. CWS	Erick Mejia (2019, 2021)	Sept. 5, 2019 vs. DET
Orlando Calixte (2015-2016)	April 19, 2015 vs. OAK	Foster Griffitt (2019, 2021)	July 27, 2020 at DET
Dusty Coleman (2015-2016)	July 3, 2015 vs. MIN	Nick Heath (2019)	July 30, 2020 at DET
Chestor Cuthbert (2014-2016)	July 7, 2015 vs. TBR (I)	Scott Blewett (2019, 2021)	Sept. 18, 2020 at MIL
Miguel Almonte (2015-2017)	Sept. 1, 2015 vs. DET	Sebastian Rivero (2019, 2021)	May 8, 2021 vs. CWS
Scott Alexander (2014-2016)	Sept. 2, 2015 vs. DET	Jackson Kowar (2021)	June 7, 2021 at LAA
Alec Mills (2016)	May 18, 2016 vs. BOS	Emmanuel Rivera (2021)	June 28, 2021 at BOS
Whit Merrifield (2014-2016)	May 18, 2016 vs. BOS	Dylan Coleman (2021)	Sept. 21, 2021 at CLE
Brett Eibner (2014-2016)	May 27, 2016 vs. CWS	Angel Zerpa (2021)	Sept. 30, 2021 vs. CLE
Brooks Pounders (2016)	July 5, 2016 at TOR		

STORM CHASERS ORGANIZATION

2022 OMAHA STORM CHASERS

2021 SEASON IN REVIEW

LEAGUE INFORMATION

ROYALS ORGANIZATION

HISTORY & RECORDS

PLAYER & COACH DATABASE

GENERAL INFORMATION

# BRANDON BARKER | RIGHT-HANDED PITCHER



**HEIGHT:** 6'3"  
**WEIGHT:** 210

**BATS:** RIGHT  
**THROWS:** RIGHT

**BORN:** Aug. 20, 1992  
**BIRTHPLACE:** Panama City, Panama  
**AGE:** 29 (turns 30 on Aug. 20)  
**ACQUIRED:** Signed as MiLB FA - March 8, 2022  
**SCHOOL:** Mercer University



## SINGLE-GAME CAREER HIGHS

**IP (START):** 8.0, 2x, last - 5/30/17 vs. ERI  
**IP (RELIEF):** 6.0, 7/22/16 vs. ERI  
**RUNS ALLOWED:** 8, 2x, last - 9/11/21 @ STP

**WALKS:** 5, 8/21/14 vs. SAV  
**STRIKEOUTS:** 10, 7/22/16 vs. ERI  
**MOST HITS ALLOWED:** 9, 5x, last - 9/11/21 @ STP

### Personal

- Brandon Nicholas Barker
- Resides in Woodstock, Ga. during the offseason
- Was born in Panama City, Panama and grew up in Woodstock, Ga., graduating from Etowah High School with a perfect 4.0 GPA

### Career Transactions

- Selected by Atlanta in the 16th round (493rd overall) of the 2014 MLB Draft
- Traded by Atlanta to Baltimore on 5/23/16 in exchange for RHP Brian Matusz and LHP Trevor Belicsek
- Selected by Miami in the fourth round of the 2017 Rule V Draft
- Voluntarily retired on 4/28/18
- Signed by Kansas City as MiLB free agent on 7/11/21
- Signed by Kansas City as MiLB free agent on 3/8/22

### 2021

- Began season with independent Southern Maryland Blue Crabs before signing with Kansas City and joining Triple-A Omaha on 7/11
- Tied for fifth on the Storm Chasers with 11 starts and was 10th with 52.0 innings pitched
- Recorded a 2.88 ERA in seven starts with 34 strikeouts and 13 walks in 37.1 innings with Southern Maryland
- Made Kansas City Royals organization and Storm Chasers debut in relief on 7/11 vs. Toledo, allowing two runs on four hits in 0.1 innings in first appearance in affiliated baseball since April of 2018 with Double-A Jacksonville and first Triple-A appearance since 9/3/15 with Triple-A Gwinnett
- Tossed 6.1 innings of one-run ball on 7/14 @ Indianapolis in first start for Omaha, recording the team's longest start of the season to that point
- Allowed at least six hits in six straight outings from 7/27-8/24, including allowing eight runs on seven hits in 1.0 inning of relief on 8/20 vs. Columbus
- Yielded career-high-tying eight runs on career-high-tying nine hits—including three home runs—in 1.1 innings in start on 9/11 @ St. Paul
- Recorded second of two quality starts with 6.0 shutout innings on 9/17 vs. Iowa, striking out five and walking one while allowing three hits
- Posted a 4.67 ERA across five games (four starts) in September, striking out 16 and walking five in 17.1 innings
- Elected free agency on 11/7/21

### 2020

- Did not participate in organized baseball

### 2019

- Spent season with independent Troi-Rivieres Aigles of the Can-Am League, posting a 3.39 ERA in 101.0 innings, striking out 107 and walking 32

### 2018

- Began season with Double-A Jacksonville before voluntarily retiring after six outings (one start)
- Joined independent Fargo-Moorhead RedHawks of American Association and made debut on 7/4 vs. St. Paul
- Recorded a 4.84 ERA in 12 starts with Fargo-Moorhead, striking out 54 and walking 15 in 68.2 innings

### 2017

- Spent season with Double-A Bowie before finishing year with one start for Triple-A Norfolk
- Allowed four runs (one earned) on four hits in 5.0 innings in lone Triple-A start on 9/4 @ Charlotte

### 2016

- Began season with Double-A Mississippi before being traded to Orioles' organization and assigned to Double-A Bowie
- Struck out career-high 10 batters on 7/22 vs. Erie, allowing three runs on six hits in 6.0 innings

### 2015

- Split season between Low-A Rome and High-A Carolina while also making two appearances with Triple-A Gwinnett
- Made Triple-A debut on 7/5 vs. Charlotte, allowing four runs on four hits in 4.1 innings with seven strikeouts and three walks

### 2014

- Made professional debut with rookie-level Danville before spending majority of season with Low-A Rome

### College

- Pitched at Mercer University for four seasons (2011-2014), serving as the team's Friday night starter as a senior in 2014
- Posted a 2.66 ERA in 17 starts in 2013, striking out 79 and walking 27 in 84.2 innings

YR	CLUB	W-L	ERA	G	GS	CG	SHO	SV	IP	H	R	ER	HR	BB	SO
2014	Danville (ROK)	0-0	0.00	2	0	0	0	0	2.0	2	0	0	0	0	2
	Rome (A-)	5-2	3.93	12	5	0	0	0	34.1	39	16	15	1	12	32
	<i>2014 MiLB Totals (A-/ROK)</i>	<i>5-2</i>	<i>3.72</i>	<i>14</i>	<i>5</i>	<i>0</i>	<i>0</i>	<i>0</i>	<i>36.1</i>	<i>41</i>	<i>16</i>	<i>15</i>	<i>1</i>	<i>12</i>	<i>34</i>
2015	Rome (A-)	3-4	3.48	8	8	0	0	0	41.1	43	21	16	2	13	35
	Carolina (A+)	8-5	3.00	17	17	0	0	0	96.0	90	35	32	5	24	6
	Gwinnett (AAA)	11	4.82	2	2	0	0	0	91	9	6	5	0	4	10
<i>2015 MiLB Totals (A-/A+/AAA)</i>	<i>12-10</i>	<i>3.25</i>	<i>27</i>	<i>27</i>	<i>0</i>	<i>0</i>	<i>0</i>	<i>146.2</i>	<i>142</i>	<i>62</i>	<i>53</i>	<i>7</i>	<i>41</i>	<i>109</i>	
2016	Mississippi (AA)	3-2	2.00	9	8	0	0	0	45.0	35	10	10	3	12	40
	Bowie (AA)	5-7	4.75	18	17	0	0	0	100.1	109	57	53	14	33	68
	<i>2016 MiLB Totals (AA)</i>	<i>8-9</i>	<i>3.90</i>	<i>27</i>	<i>25</i>	<i>0</i>	<i>0</i>	<i>0</i>	<i>145.1</i>	<i>144</i>	<i>67</i>	<i>63</i>	<i>17</i>	<i>45</i>	<i>108</i>
2017	Bowie (AA)	7-5	4.67	25	14	0	0	0	117.2	128	65	61	10	44	103
	Norfolk (AAA)	0-0	0.00	1	1	0	0	0	5.0	4	1	0	0	1	6
	<i>2017 Totals (AA/AAA)</i>	<i>7-5</i>	<i>4.48</i>	<i>26</i>	<i>15</i>	<i>0</i>	<i>0</i>	<i>0</i>	<i>122.2</i>	<i>132</i>	<i>66</i>	<i>61</i>	<i>10</i>	<i>45</i>	<i>109</i>
2018	Jacksonville (AA)	0-0	10.45	6	1	0	0	0	10.1	19	12	12	2	11	11
2021	Omaha (AAA)	2-3	7.79	15	11	0	0	0	52.0	76	47	45	13	18	46
<b>MiLB Totals (6 seasons)</b>		<b>34-29</b>	<b>4.37</b>	<b>115</b>	<b>84</b>	<b>0</b>	<b>0</b>	<b>0</b>	<b>513.1</b>	<b>554</b>	<b>270</b>	<b>249</b>	<b>50</b>	<b>172</b>	<b>417</b>

# DAIRON BLANCO | OUTFIELDER



**HEIGHT:** 6'0"  
**WEIGHT:** 170

**BATS:** RIGHT  
**THROWS:** RIGHT



**BORN:** April 26, 1993  
**BIRTHPLACE:** Florida, Cuba  
**AGE:** 28 (turns 29 on April 26)  
**ACQUIRED:** Trade w/ OAK - July 27, 2019

## SINGLE-GAME CAREER HIGHS

**HITS:** 5, 7/13/21 vs. ARK  
**RUNS:** 3, 10x, last - 10/1/21 @ IOW  
**HOME RUNS:** 2, 5/23/19 @ AMA

**RBI:** 4, 3x, last - 10/1/21 @ IOW  
**STOLEN BASES:** 3, 6/23/21 vs. ARK  
**HITTING STREAK:** 15 games, 6/13/18-6/30/18

## AWARDS AND ACCOLADES

2019 Texas League Midseason All-Star (MID)  
2019 MiLB Athletics Organizational All-Star  
2018 California League Mid-Season All-Star (STK)  
2018 CAL All-Star Game Top Star

## Personal

- Dairon Blanco Lamadrid
- Resides in Cotuí, Dominican Republic during the offseason
- Left Cuba in May of 2016 at 23 years old to pursue a Major League career
- Played for Ganaderos de Camagüey, Industriales de La Habana, and Alazanes de Granma in Cuba's Serie Nacional from 2012-2016, batting .303/.369/.409 over four seasons with 52 steals
- Hit a career-best eight homers with a career-best and league-leading 29 steals in the 2015-2016 season with Ganaderos de Camagüey while slashing .296/.352/.427
- Won a Gold Glove in the 2014-2015 season with Industriales de La Habana

## Career Transactions

- Signed by Oakland as an international free agent on 4/2/2018
- Traded to Kansas City from Oakland with RHP Ismael Aquino in exchange for LHP Jake Diekmann on 7/27/2019
- Earned non-roster invite to 2022 Major League Spring Training

## 2021

- Split the season between Double-A Northwest Arkansas and Triple-A Omaha
- Ranked 12th in Minor League Baseball and second in the Royals organization with 41 total stolen bases, a career best
- One of 11 players in the Royals organization with 10+ home runs and 10+ steals in 2021
- Hit .121 (7-for-58) with Northwest Arkansas in May before posting the best average in Double-A from 6/1-8/15, hitting .330 (77-for-233) in 60 games
- Hit safely in 21 of 22 games with the Naturals from 6/23-7/16, recording hitting streaks of 10 games (6/23-7/2) and 11 games (7/4-7/16)
- At time of promotion to Triple-A, ranked seventh in Double-A in average (.289), fifth in total hits (84), first in runs scored (62), and first in stolen bases (32)
- Made Triple-A debut on 8/18 vs. Columbus, hitting a home run in his first Triple-A plate appearance to become the first player in franchise history to homer in his first Omaha at-bat since Lucas May on 7/31/10 @ Memphis
- Recorded first multi-hit game at Triple-A level and first Triple-A steal on 8/24 (1) @ Iowa
- Stole two bases in single inning on 8/25 @ Iowa
- Hit game-winning slash on 9/1 (2) vs. Toledo to give Omaha

a walk-off win in eighth inning

- Reached base three times and stole two bases on 9/3 vs. Toledo
- Stole 40th total base of the season on 9/10 @ St. Paul
- Was caught stealing in five consecutive attempts from 9/15-9/29, the only times he was caught stealing at the Triple-A level
- Threw out Brennen Davis at second base from left field on 9/17 vs. Iowa
- Doubled twice and scored three runs on 9/18 vs. Iowa
- Homered in back-to-back games on 9/29 @ Iowa and 10/1 @ Iowa
- Hit grand slam on 10/1 @ Iowa for team's seventh home run of the game to tie modern franchise record as part of 3-for-5 performance

## 2020

- Did not participate in organization activities

## 2019

- Began the season with Double-A Midland before finishing the season with Double-A Northwest Arkansas following trade from Oakland to Kansas City
- Named a Midseason Texas League All-Star and MiLB.com Organizational All-Star
- Led Texas League with 13 triples, a mark that ranked third in all of Minor League baseball
- Ranked fourth in the league in steals (33) and first in caught stealing (13)
- Played for Toros del Este in LIDOM and batted .283/.335/.345 in 43 games during the 2019-2020 season

## 2018

- Spent entire season with High-A Stockton
- Compiled career-best 15-game hitting streak from 6/13-6/30, going 25-for-61 (.410) with six extra-base hits in that span
- Named MVP (Top Star) of 2018 California League All-Star Game after going 4-for-5 with a home run, double, stolen base, and two runs scored
- Played for Criollos de Caguas of the Puerto Rican Winter League and batted .314/.404/.407 in 24 games during the 2018-2019 season

YR	CLUB	G	AB	R	H	2B	3B	HR	RBI	BB	SO	SB	AVG	OPB	SLG
2018	Stockton (A+)	82	313	39	91	13	10	1	37	25	66	22	.291	.342	.406
2019	Midland (AA)	78	301	57	83	13	12	7	44	29	95	27	.276	.342	.468
	Northwest Arkansas (AA)	32	126	10	29	7	1	0	5	8	42	6	.230	.281	.302
	2019 MiLB Totals (AA)	110	427	67	112	20	13	7	49	37	137	33	.262	.325	.419
2020	Did not play (no Minor League season)														
2021	Northwest Arkansas (AA)	79	291	62	84	11	5	9	38	25	64	32	.289	.360	.454
	Omaha (AAA)	38	131	21	33	6	0	5	15	11	31	9	.252	.329	.412
	2021 MiLB Totals (AA/AAA)	117	422	83	117	17	5	14	53	36	95	41	.277	.350	.441
	MiLB Totals (3 seasons)	309	1162	189	320	50	28	22	139	98	298	96	.275	.339	.423

STORM CHASERS ORGANIZATION

2022 OMAHA STORM CHASERS

2021 SEASON IN REVIEW

LEAGUE INFORMATION

ROYALS ORGANIZATION

HISTORY & RECORDS

PLAYER & COACH DATABASE

GENERAL INFORMATION

# RONALD BOLAÑOS | RIGHT-HANDED PITCHER



**HEIGHT:** 6'2"      **BATS:** RIGHT  
**WEIGHT:** 230      **THROWS:** RIGHT

**BORN:** Aug. 23, 1996  
**BIRTHPLACE:** Santa Cruz del Norte, Cuba  
**AGE:** 25 (turns 26 on Aug. 23)  
**ACQUIRED:** Trade w/ SDP - July 16, 2020  
**MLB SERVICE TIME:** 159 days  
**MLB DEBUT:** Sept. 3, 2019 vs. ARI



## SINGLE-GAME CAREER HIGHS

**IP (START):** 8.2, 6/22/18 @ VIS  
**IP (RELIEF):** 7.0, 7/12/19 @ FRI  
**RUNS ALLOWED:** 9, 8/9/18 vs. VIS

**WALKS:** 5, 2x, last - 5/21/21 @ IOW  
**STRIKEOUTS:** 10, 7/6/19 vs. FRI  
**MOST HITS ALLOWED:** 9, 4x, last - 7/18/19

### Personal

- Roland Bolaños Coto

### Career Transactions

- Signed by San Diego as an international free agent on 8/11/16
- Added to San Diego's active roster for the first time on 9/2/19
- Traded to Kansas City from San Diego with OF Franchy Cordero in exchange for LHP Tim Hill on 7/16/20

### 2021

- Began season with Triple-A Omaha before earning a promotion to Kansas City
- Ranked by Baseball America as the No. 18 Royals prospect entering 2021
- Made Storm Chasers and Triple-A debut on 5/7 vs. St. Paul, allowing two runs on five hits in 5.0 innings
- Issued a career-high-tying five walks on 5/21 @ Iowa, allowing four runs (three earned) on three hits in season-high 5.1 innings
- Completed at least 5.0 innings in each of his first three starts with Omaha, posting a 3.52 ERA in 15.1 innings with 16 strikeouts and 10 walks
- Struck out season-best eight batters on 5/27 vs. Indianapolis, allowing one run on five hits in 5.0 innings
- Threw seven pitches in 1.0 scoreless inning in start on 6/1 vs. Iowa prior to being recalled by Kansas City on 6/3
- Made three relief appearances with Kansas City from 6/4-6/12, allowing one run on four hits in 6.1 innings with 10 strikeouts and two walks to post a 1.42 ERA
- Placed on 60-day Injured List on 6/18 with a right forearm strain
- Made two rehab appearances between ACL Royals Blue and ACL Royals Gold and three rehab appearances with Double-A Northwest Arkansas before joining Triple-A Omaha on 8/31 to continue his rehab assignment
- On 9/3 vs. Toledo, held Mud Hens to one run on four hits across 5.0 innings with five strikeouts and one walk in first Triple-A appearance since 6/1 vs. Iowa
- Recorded an 8.69 ERA in 19.2 innings with 16 strikeouts and 12 walks across five starts in September, allowing 19 runs on 24 hits, including eight home runs
- Started final game of the season on 10/3 @ Iowa, yielding two runs on four hits in 2.1 innings while tying a career high with five walks

### 2020

- Began the season with the San Diego Padres organization before being traded to the Kansas City Royals on 7/16

YR	CLUB	W-L	ERA	G	GS	CG	SHO	SV	IP	H	R	ER	HR	BB	SO
2017	Fort Wayne (A-)	5-2	4.41	16	11	1	0	0	69.1	65	38	34	3	34	51
2018	Lake Elsinore (A+)	6-9	5.11	25	23	0	0	0	125.0	138	84	71	13	50	118
2019	Lake Elsinore (A+)	5-2	2.85	10	10	0	0	0	53.2	37	24	17	4	23	54
	Amarillo (AA)	8-5	4.23	15	13	0	0	0	76.2	71	39	36	7	30	88
	SAN DIEGO (MLB)	0-2	5.95	5	3	0	0	0	19.2	17	13	13	3	12	19
	2019 MLB Totals (A+/AA)	13-7	3.66	25	23	0	0	0	130.1	108	63	53	11	53	142
2020	KANSAS CITY (MLB)	0-2	12.27	2	2	0	0	0	3.2	8	7	5	2	3	2
2021	ACL Royals (ROK)	0-1	23.14	2	2	0	0	0	2.1	5	6	6	1	2	3
	Northwest Arkansas (AA)	0-0	7.11	3	3	0	0	0	6.1	7	6	5	2	8	7
	Omaha (AAA)	0-3	6.34	10	10	0	0	0	38.1	39	28	27	10	27	34
	KANSAS CITY (MLB)	0-0	1.42	3	0	0	0	0	6.1	4	1	1	0	2	10
	MLB Totals (4 seasons)	24-22	4.75	81	72	1	0	0	371.2	362	225	196	40	174	355
	MLB Totals (3 seasons)	0-4	5.76	10	5	0	0	0	29.2	29	21	19	5	17	31

- Optioned to the Royals' alternate training site in Kansas City, Kan., following trade before being recalled on 7/23
- Made Royals debut on 7/26 @ Cleveland, allowing two unearned runs on three hits in 2.0 innings as the game's opener
- Served as the opener on 8/1 vs. Chicago (AL), allowing five runs on five hits, including two home runs, in 1.2 innings
- Ranked by *Baseball America* as the No. 13 Padres prospect

### 2019

- Split most of the season between High-A Lake Elsinore and Double-A Amarillo before finishing the season with San Diego
- Called up by San Diego on 9/2 and made five appearances (three starts) in the month of September
- Took loss in Major League debut on 9/3 @ Arizona despite turning in a quality start by allowing two runs on two hits across 6.0 innings
- Issued a Major League career-high five walks on 9/24 vs. Los Angeles (NL)
- Tossed a season-high 7.1 innings on 4/20 @ Inland Empire, striking out six and walking three
- Struck out eight across 6.0 innings in Double-A debut on 6/7 @ Corpus Christi
- Struck out a career-high 10 batters and allowed only one hit in 6.2 innings in a win on 7/6 vs. Corpus Christi
- Tied a career-high with nine hits allowed and tied a season-high with eight runs allowed across 4.0 innings on 7/18 vs. Springfield

### 2018

- Spent the entire season with High-A Lake Elsinore
- Ranked among the California League leaders in starts (23), strikeouts (118) and innings (125.0)
- Threw a career-high 8.2 innings on 6/22 @ Visalia, striking out seven, walking none, and allowing three runs (two earned) on six hits

### 2017

- Spent the entire season with Low-A Fort Wayne
- Allowed four runs on six hits across 5.0 innings in professional debut on 5/20 vs. Great Lakes
- Earned first professional win on 6/2 @ Dayton, allowing two runs on three hits while issuing four walks
- Tossed a season-high 7.0 innings with seven strikeouts while allowing one unearned run on 7/30 vs. Dayton
- Came out of the bullpen for his final three appearances after starting in 11 of his first 13 outings

# JONATHAN BOWLAN | RIGHT-HANDED PITCHER



**HEIGHT:** 6'6"  
**WEIGHT:** 240

**BATS:** RIGHT  
**THROWS:** RIGHT

**BORN:** Dec. 1, 1996  
**BIRTHPLACE:** Arlington, Tenn.  
**AGE:** 25  
**DRAFTED:** 2nd round (58th overall) - 2018  
**SCHOOL:** University of Memphis



## SINGLE-GAME CAREER HIGHS

**IP (START):** 9.0, 7/15/19 vs. CAR  
**IP (RELIEF):** 6.0, 8/25/19 vs. DE  
**RUNS ALLOWED:** 7, 2x, last - 7/21/18 @ MIS

**WALKS:** 4, 8/14/18 @ BIL  
**STRIKEOUTS:** 9, 5x, last - 7/21/19 @ CAR  
**MOST HITS ALLOWED:** 12, 7/21/18 @ MIS

## AWARDS AND ACCOLADES

Carolina League Pitcher of the Week - 7/21/19 (WIL)  
2019 South Atlantic League Midseason All-Star (LEX)

## Personal

- Jonathan Bowlan
- Graduated from Bartlett High School (Tenn.) in 2015
- Played at Arlington High School (Tenn.) for three seasons before transferring to Bartlett High School, where he was named the 2015 Male Athlete of the Year
- Was an all-district athlete in baseball, football and basketball
- Helped Arlington HS to a state championship as a freshman
- Father, Mark Bowlan, was drafted by the Texas Rangers in the 21st round of the 1988 MLB Draft out of the University of Memphis but did not sign, subsequently getting drafted the following year by the St. Louis Cardinals in the 19th round of the 1989 MLB Draft
- Father, Mark, posted a 4.67 ERA across two seasons in Minor League Baseball, pitching for Short-A Hamilton in 1989 and Low-A Springfield in 1991

## Career Transactions

- Selected by Kansas City in the second round (58th overall) of the 2018 MLB Draft

## 2021

- Began season with Double-A Northwest Arkansas before season-ending injury
- Ranked by *Baseball America* as the No. 10 Royals prospect entering 2021
- Made Double-A debut on 5/5 @ ARK, striking out 10 across 5.0 scoreless innings
- Exited game with injury on 5/23 @ SPR after 10 pitches and subsequently underwent season-ending Tommy John surgery on 6/1

## 2020

- Spent the season at the Royals alternate training site in Kansas City, Kan., and participated in the Royals postseason camp at Kauffman Stadium in October
- Was a non-roster invitee to Royals Spring Training
- Ranked by *Baseball America* as the No. 11 Royals prospect

## 2019

- Split the season between Low-A Lexington and High-A Wilmington
- Tied for second in wins (11), ranked third in strikeouts (150), fifth in innings (146.0), and eighth in starts (23) among Royals minor leaguers
- Led all Royals minor leaguers (min. 80.0 innings) in strikeout-to-walk ratio (6.52), ranked second in WHIP (0.99) and eighth in ERA (3.14)

- Established a career-high with nine strikeouts in his first start of the season on 4/8 vs. West Virginia, allowing one run on six hits in 6.0 innings to earn first Low-A win
- Earned his lone professional save in a relief appearance on 4/13 vs. Columbia
- Pitched the final 0.2 innings for the South Division in the 2019 South Atlantic League All-Star Game, played at Appalachian Power Park in Charleston, Wv.
- Matched his career-high with nine strikeouts over 6.0 shutout innings in High-A debut on 6/23 vs. Frederick
- Tossed the second no-hitter in Wilmington history on 7/15 vs. Carolina, tying a career-high with nine strikeouts while issuing zero walks across 9.0 innings
- Lone baserunner in no-hitter on 7/15 vs. Carolina reached on a throwing error in the second inning by D.J. Carrasco
- Followed up no-hitter with nine strikeouts in 5.0 innings on 7/21 @ Carolina, yielding four runs on seven hits with one walk
- Completed at least 6.0 innings in four consecutive starts from 8/7-8/25
- Held right-handed hitters to a .216 average while left-handed hitters batted .244

## 2018

- Spent entire season with rookie-level Idaho Falls
- Allowed two runs on four hits in 3.0 innings in first professional outing on 6/19 @ Grand Junction
- Earned first career win on 7/7 @ Orem, striking out six, walking one, and allowing one run on two hits in 5.0 innings
- Allowed a career-high seven runs on 10 hits on 7/14 vs. Missoula
- Matched career-high with seven runs allowed on a career-high 12 hits allowed on 7/21 @ Missoula
- Lost four consecutive starts from 7/14-8/14

## College

- Played three seasons at the University of Memphis (2016-2018)
- Struck out 104 batters in 85.0 innings during his final season in 2018
- Notched double-digit strikeouts in three starts in 2018, and posted at least five strikeouts in all but two starts
- Struck out a school-record 18 batters in a complete-game win over South Florida on 4/28/18
- Recorded a team-high 78 strikeouts as a sophomore in 2017, holding batters to a .235 average
- Father, Mark Bowlan, pitched at Memphis from 1987-1989 and threw the lone perfect game in school history

YR	CLUB	W-L	ERA	G	GS	CG	SHO	SV	IP	H	R	ER	HR	BB	SO	
2018	Idaho Falls (ROK)	1-4	6.94	9	0	0	0	0	35.0	51	30	27	6	9	23	
2019	Lexington (A-)	6-2	3.36	13	11	0	0	1	69.2	55	30	26	4	10	74	
	Wilmington (A+)	5-3	2.95	13	12	1	1	0	76.1	66	25	25	5	13	76	
	2019 Totals (A-/A+)	11-5	3.14	26	23	1	1	1	146.0	121	55	51	9	23	150	
2020	Did not play (no Minor League season)															
2021	Northwest Arkansas (AA)	2-0	1.59	4	4	0	0	0	17.0	13	3	3	0	3	25	
	<b>MiLB Totals (3 seasons)</b>	<b>14-9</b>	<b>3.68</b>	<b>39</b>	<b>36</b>	<b>1</b>	<b>1</b>	<b>1</b>	<b>198.0</b>	<b>185</b>	<b>88</b>	<b>81</b>	<b>15</b>	<b>35</b>	<b>198</b>	

STORM CHASERS ORGANIZATION

2022 OMAHA STORM CHASERS

2021 SEASON IN REVIEW

LEAGUE INFORMATION

ROYALS ORGANIZATION

HISTORY & RECORDS

PLAYER & COACH DATABASE

GENERAL INFORMATION

# COLTEN BREWER | RIGHT-HANDED PITCHER



**HEIGHT:** 6'4"  
**WEIGHT:** 222  
**BATS:** RIGHT  
**THROWS:** RIGHT

**BORN:** Oct. 29, 1992  
**BIRTHPLACE:** Dallas, Texas  
**AGE:** 29  
**ACQUIRED:** Signed as MiLB FA - Jan. 23, 2022  
**MLB SERVICE TIME:** 2 years, 52 days  
**MLB DEBUT:** 7/20/18 @ PHI



## SINGLE-GAME CAREER HIGHS

**IP (START):** 2.0, 8/21/21 vs. TWI  
**IP (RELIEF):** 2.2, 2x, last - 9/26/21 vs. ROC  
**RUNS ALLOWED:** 7, 2x, last - 7/21/18 @ MIS

**WALKS:** 2, 9x, last - 9/18/21 @ SYR  
**STRIKEOUTS:** 6, 4/8/17 @ LAK  
**MOST HITS ALLOWED:** 5, 8/11/19 @ TOL

### Personal

- Colton Bradley Brewer
- Posted a 1.43 ERA and 98 strikeouts as a high school senior in 2011, earning District 14 3A Pitcher of the Year honors

### Career Transactions

- Selected by Pittsburgh in the fourth round (122nd overall) of the 2011 MLB Draft
- Selected by New York-AL in the second round of the 2016 Rule 5 Draft
- Signed by New York-AL as a MiLB free agent on 2/28/17
- Signed by San Diego as MiLB free agent on 11/22/17
- Traded by San Diego to Boston in exchange for 2B Esteban Quiroz on 11/20/18
- Signed by Kansas City as MiLB free agent on 1/23/22

### 2021

- Spent majority of season with Triple-A Worcester while making one appearance with Boston
- Allowed four runs on four hits while walking three and striking out one in 1.0 inning in lone MLB appearance on 5/31 @ Houston
- Missed over three months with injury, returning to Worcester on 9/4 following a rehab assignment with GCL Red Sox from 8/21-8/30

### 2020

- Spent majority of season with Boston before being placed on the Injured List with strained right middle finger on 9/3/20
- Posted a 6.10 ERA in eight appearances (four starts) in August, striking out 19, walking 12, and allowing five home runs in 20.2 innings

### 2019

- Spent majority of season with Boston while also making appearances with Triple-A Pawtucket
- Appeared in both games played at London Stadium in London, England against New York-AL, throwing 0.2 scoreless innings in each outing
- Posted a 0.73 ERA across 12 outings in June, striking out 13 and walking 12 in 12.1 innings
- Made nine appearances with Triple-A Pawtucket from 8/8-

9/1 before returning to Boston

- Allowed two runs in final 6.2 innings of the year, spanning 10 appearances in September

### 2018

- Spent majority of season with Triple-A El Paso while also making Major League debut with San Diego
- Made MLB debut on 4/12 vs. San Francisco, allowing four unearned runs on four hits with one strikeout and two walks in 0.2 innings
- Held left-handed hitters to a .186 average (13-for-70) with El Paso while right-handed hitters batted .257 (27-for-105) against him

### 2017

- Spent majority of season with Double-A Trenton after beginning season with High-A Tampa while also making appearances for Triple-A Scranton/Wilkes-Barre in lone season in Yankees' organization
- Made Double-A debut with Trenton on 4/30 vs. Erie after six scoreless appearances for High-A Tampa
- Made Triple-A debut with Scranton/Wilkes-Barre on 5/14 @ Syracuse, allowing two runs on two hits with four strikeouts
- Ranked 10th in Eastern League with 11 saves

### 2016

- Spent entire season with High-A Bradenton

### 2015

- Made career-high 22 starts and threw career-high 119.1 innings while spending full season with Low-A West Virginia

### 2014

- Did not play (injury)

### 2013

- Made three starts for rookie-level Jamestown before sustaining a season-ending injury that forced him to miss the rest of the 2013 season and entire 2014 season

### 2012

- Spent first professional season with GCL Pirates

YR	CLUB	W-L	ERA	G	GS	CG	SHO	SV	IP	H	R	ER	HR	BB	SO
2012	GCL Pirates (ROK)	1-3	3.24	8	6	0	0	0	25.0	24	12	9	3	9	18
2013	Jamestown (ROK)	2-0	3.29	3	3	0	0	0	13.2	16	6	5	1	5	6
2014									Did not play (injury)						
2015	West Virginia (A-)	5-9	4.90	22	22	0	0	0	119.1	118	70	65	9	37	99
2016	Bradenton (A+)	3-7	4.09	18	13	0	0	2	70.1	82	45	32	5	27	66
2017	Tampa (A+)	0-0	0.00	6	0	0	0	2	9.1	3	0	0	0	1	15
	Trenton (AA)	3-1	1.31	29	0	0	0	11	41.1	37	10	6	0	11	43
	Scranton/Wilkes-Barre (AAA)	0-0	11.70	6	0	0	0	1	10.0	17	16	13	2	4	11
	2017 MiLB Totals (A+/AA/AAA)	3-1	2.82	41	0	0	0	14	60.2	57	26	19	2	16	69
2018	El Paso (AAA)	3-4	3.75	37	0	0	3	48.0	40	24	20	3	15	5	63
	SAN DIEGO (MLB)	1-0	5.59	11	0	0	0	9.2	15	10	6	0	7	10	
2019	Pawtucket (AAA)	2-3	4.91	9	0	0	0	11.0	14	9	6	2	7	10	
	BOSTON (MLB)	1-2	4.12	58	0	0	0	54.2	59	26	25	6	34	52	
2020	BOSTON (MLB)	0-3	5.61	11	4	0	0	25.2	31	17	16	6	14	25	
2021	GCL Red Sox (ROK)	1-0	4.91	4	1	0	0	7.1	7	4	4	0	3	9	
	Worcester (AAA)	11	4.00	11	0	0	1	18.0	15	8	8	2	9	18	
	BOSTON (MLB)	0-0	36.00	1	0	0	0	1.0	4	4	4	0	3	1	
	2021 MiLB Totals (ROK/AAA)	2-1	4.26	15	1	0	1	25.1	22	12	12	2	12	27	
	MLB Totals (4 seasons)	2-5	5.04	81	4	0	0	91.0	109	57	51	12	58	88	
	MiLB Totals (8 seasons)	21-28	4.05	153	45	0	0	20	373.1	373	204	168	27	128	358



# GABRIEL CANCEL | INFILDER



**HEIGHT:** 6'0"  
**WEIGHT:** 205

**BATS:** RIGHT  
**THROWS:** RIGHT

**BORN:** Dec. 8, 1996  
**BIRTHPLACE:** Arecibo, Puerto Rico  
**AGE:** 25  
**DRAFTED:** 7th round (219th overall) - 2015  
**SCHOOL:** Padre Anibal Reyes Belen HS (P.R.)



## SINGLE-GAME CAREER HIGHS

**HITS:** 4, 8/29/19 vs. MID  
**RUNS:** 3, 7x, last - 7/4/19 @ TUL  
**HOME RUNS:** 2, 3x, last - 6/6/21 vs. IOW

**RBI:** 6, 6/23 (1) @ IOW  
**STOLEN BASES:** 2, 2x, last - 7/27/19 vs. AMA  
**HITTING STREAK:** 9 games, 8/3/17-8/11/17

## AWARDS AND ACCOLADES

2019 MiLB Royals Organizational All-Star (NWA)  
2019 Texas League Midseason All-Star (NWA)  
2017 MiLB Royals Organizational All-Star (LEX)

## Personal

- Gabriel Octavio Cancel
- Attended Padre Anibal Reyes Belen HS in Hatillo, P.R.
- Passed up playing for Miami-Dade Community College to sign with Kansas City

## Career Transactions

- Selected by Kansas City in the seventh round (219th overall) of the 2015 MLB Draft
- Earned non-roster invite to 2022 Major League Spring Training

## 2021

- Spent the entire season with Triple-A Omaha with exception of a six-game rehab assignment with ACL Royals
- One of 10 players in the Royals organization with 10+ home runs, 10+ doubles, and 10+ steals in 2021, doing so in the fewest total games among that group (63)
- Homered in Triple-A debut on 5/4 vs. St. Paul, hitting the fourth of the team's four home runs in win over the Saints
- Stole third as placed runner in 11th inning on 5/6 vs. St. Paul, later scoring the winning run on walk-off single by Kevin Merrell
- Hit third of back-to-back-to-back home runs with Anderson Miller and Sebastian Rivero on 5/21 @ Iowa
- Went 3-for-4 with a two-run homer, two-run triple, and two-run double on 6/23 (1) at Iowa to record a career-high six RBIs
- Scored winning run as placed runner on 7/6 vs. Toledo, scoring on walk-off, two-run homer by Anderson Miller in 10th inning
- Placed on Injured List with left oblique injury on 7/14
- Homered in first game of Triple-A Final Stretch on 9/22 vs. Indianapolis
- Made first career start in right field on 9/24 vs. Indianapolis

## 2020

- Spent the entire season at the Royals Alternate Training Site in Kansas City, Kan.
- Non-roster invitee to Royals Spring Training, where he batted .278 (5-for-18) in 11 games

## 2019

- Spent entire season with Double-A Northwest Arkansas
- Hit a career-high 18 home runs, which ranked third in the Texas League
- Tied for second in the Texas League in doubles (30) and

ranked sixth in RBIs (69)

- Played a career-high 123 games, tied his career high in runs scored (70), and set career high with 15 stolen bases
- Played nine games for the Surprise Saguaros in the Arizona Fall League under current Omaha manager Scott Thorman, going 3-for-32 (.094) with 10 strikeouts
- Played 19 games for the Cangrejeros de Santurce in the Puerto Rican Winter League, hitting .217/.333/.217 in 54 plate appearances
- Ranked as Kansas City's No. 29 prospect by MLB.com prior to season

## 2018

- Spent entire season at High-A Wilmington
- Finish season with career-best 118 hits while posting a .259 batting average
- Drove in a career-high 73 runs, which placed fourth in Carolina League
- Tied for Carolina League lead with 31 doubles
- Hit a solo home run in first at-bat of the season on 4/5 @ Potomac
- Hit first career grand slam on 6/12 vs. Down East
- Played 13 games for the Cangrejeros de Santurce in the Puerto Rican Winter League, going 4-for-30 (.133)

## 2017

- Spent entire season at Low-A Lexington
- Ranked fifth among Kansas City minor leaguers with 46 extra-base hits
- Tied for eighth in the South Atlantic League with 30 doubles
- Hit two home runs for first multi-homer game on 4/28 vs. Hagerstown
- Went 2-for-9 with a double, RBI, and four strikeouts in 21-inning game on 7/14 at Delmarva
- Played 11 games for the Cangrejeros de Santurce in the Puerto Rican Winter League
- Ranked as Kansas City's No. 24 prospect by MLB.com prior to season

## 2016

- Spent entire season with rookie-level Burlington
- Ranked among Appalachian League leaders in doubles (18), extra-base hits (24) and slugging percentage (.494)

## 2015

- Spent entire season for the Arizona League Royals
- Recorded two hits, including a triple, and three RBIs in professional debut on 6/22 @ AZL Rangers

YR	CLUB	G	AB	R	H	2B	3B	HR	RBI	BB	SO	SB	AVG	OPB	SLG
2015	AZL Royals (ROK)	34	134	16	28	5	4	2	14	10	44	6	.209	.279	.351
2016	Burlington (ROK)	46	172	28	50	18	1	5	26	15	32	1	.291	.346	.494
2017	Lexington (A-)	103	401	70	111	30	2	14	49	23	99	9	.277	.324	.466
2018	Wilmington (A+)	120	455	54	118	31	1	8	73	35	91	7	.259	.316	.385
2019	Northwest Arkansas (AA)	123	464	70	114	30	0	18	69	34	144	15	.246	.308	.427
2020															
2021	ACL Royals (ROK)	6	18	3	6	1	0	2	0	9	2		.333	.333	.389
	Omaha (AAA)	57	206	35	49	12	1	14	35	20	68	12	.238	.304	.510
	<b>2021 MiLB Totals (ROK/AAA)</b>	<b>63</b>	<b>224</b>	<b>38</b>	<b>55</b>	<b>13</b>	<b>1</b>	<b>14</b>	<b>37</b>	<b>20</b>	<b>77</b>	<b>14</b>	<b>.246</b>	<b>.306</b>	<b>.510</b>
	<b>MiLB Totals (6 seasons)</b>	<b>489</b>	<b>1850</b>	<b>276</b>	<b>476</b>	<b>127</b>	<b>9</b>	<b>61</b>	<b>268</b>	<b>137</b>	<b>487</b>	<b>52</b>	<b>.257</b>	<b>.315</b>	<b>.435</b>

STORM CHASERS ORGANIZATION

2022 OMAHA STORM CHASERS

2021 SEASON IN REVIEW

LEAGUE INFORMATION

ROYALS ORGANIZATION

HISTORY & RECORDS

PLAYER & COACH DATABASE

GENERAL INFORMATION

# ANGELO CASTELLANO | INFILDER



**HEIGHT:** 6'0"  
**WEIGHT:** 165

**BATS:** RIGHT  
**THROWS:** RIGHT

**BORN:** Jan. 13, 1995  
**BIRTHPLACE:** San Diego, Venezuela  
**AGE:** 27  
**ACQUIRED:** Signed as International FA - July 16, 2011



## SINGLE-GAME CAREER HIGHS

**HITS:** 4, 5x, last - 8/18/17 vs. ASH  
**RUNS:** 4, 6/26/16 @ GJ  
**HOME RUNS:** 2, 7/19/19 @ AMA

**RBI:** 4, 9x, last - 9/25/21 vs. IND  
**STOLEN BASES:** 2, 7/13/16 vs. HEL  
**HITTING STREAK:** 9 games, 3x, last - 6/3/21-6/15/21

### AWARDS AND ACCOLADES

2013 Dominican Royals Player of the Year

### Personal

- Angelo Alfonso Castellano

### Career Transactions

- Signed by Kansas City as international free agent on 7/16/11

### 2021

- Began season with Double-A Northwest Arkansas before playing the final five months of the season with Triple-A Omaha, hitting a career-best nine total home runs
- Hit three of the Storm Chasers' nine grand slams, including two in a seven-day span from 9/18-9/25, tying for the most grand slams in Minor League Baseball
- Played 14 games for the Naturals to begin the season, batting .267 (12-for-45) with one home run
- Made Triple-A debut on 5/30 vs. Indianapolis, going 0-for-4 with two strikeouts
- Collected first Triple-A hit on 6/3 vs. Iowa, a single
- Went 2-for-4 with a double on 6/11 @ St. Paul to record first extra-base hit and first multi-hit game at Triple-A level
- Hit first career Triple-A homer on 6/13 @ St. Paul
- Hit .344 (11-for-32) during a season-best nine-game hitting streak from 6/3-6/15
- Hit .308 (8-for-26) with a .367 on-base percentage during season-best 10-game on-base streak from 6/20-7/7
- Made diving stop at second base to end ninth inning on 7/14 @ Indianapolis to force extra innings in eventual 12-inning win
- Hit go-ahead grand slam on 7/29 @ Toledo as part of five-run fifth inning, going 3-for-4 with a season-high-tying four RBIs
- Hit sixth in the lineup for only time on 7/30 @ Toledo
- Went 3-for-3 with a walk on 8/1 @ Toledo to record second three-hit game of the series
- Broke up no-hitter in ninth inning with leadoff double on 8/15 vs. Iowa, the team's lone hit in the game
- Made first career start in right field and threw out Brennan Davis at the plate on 9/18 vs. Iowa while also going 2-for-4 with a grand slam as part of a five-run seventh inning
- Went 3-for-4 with a three-run homer on 9/24 vs. Indianapolis
- Homered in back-to-back games on 9/24 and 9/25 vs. Indianapolis, hitting third grand slam of the season on 9/25

### vs. Indianapolis

- Hit two-run homer on 10/1 at Iowa as part of team's seven-homer output
- Finished season on five-game hitting streak from 9/24-10/2, batting .381 (8-for-21) with three home runs and eight RBIs

### 2020

- Did not participate in organization activities

### 2019

- Split the season between High-A Wilmington and Double-A Northwest Arkansas
- Recorded first career multi-homer game on 7/19 @ AMA

### 2018

- Spent the entire season with High-A Wilmington as the Blue Rocks' everyday shortstop

### 2017

- Spent the entire season with Low-A Lexington

### 2016

- Spent the entire season with rookie-level Idaho Falls, batting a career-best .283/.351/.384
- Struck out once every 10.50 plate appearances, the fifth-best rate in the Pioneer League

### 2015

- Played for 2022 Storm Chasers manager Scott Thorman with rookie-level Burlington

### 2014

- Spent entire season with rookie-level Burlington in stateside debut following two seasons in the Dominican Summer League

### 2013

- Spent second consecutive season with DSL Royals
- Named 2013 Dominican Royals Player of the Year

### 2012

- Made professional debut with DSL Royals

YR	CLUB	G	AB	R	H	2B	3B	HR	RBI	BB	SO	SB	AVG	OPB	SLG
2012	DSL Royals (DSL)	52	153	19	38	3	1	0	10	25	19	4	.248	.366	.281
2013	DSL Royals (DSL)	67	223	25	59	8	1	0	25	30	25	9	.265	.358	.309
2014	Burlington (ROK)	42	115	11	21	6	0	0	8	6	15	4	.183	.232	.235
2015	Burlington (ROK)	58	213	24	49	4	2	0	17	13	26	2	.230	.283	.268
	Lexington (A-)	4	16	1	2	0	0	0	1	0	1	0	.125	.176	.125
	2015 MiLB Totals (ROK/A-)	62	229	25	51	4	2	0	18	13	27	2	.223	.275	.258
2016	Idaho Falls (ROK)	64	237	50	67	10	4	2	47	21	26	11	.283	.351	.384
2017	Lexington (A-)	116	433	63	106	14	2	8	43	51	81	19	.245	.327	.342
2018	Wilmington (A+)	120	375	39	83	16	2	2	36	35	81	12	.221	.290	.291
2019	Wilmington (A+)	25	63	4	12	3	1	0	5	7	12	4	.190	.297	.270
	Northwest Arkansas (AA)	72	217	19	47	8	1	5	21	22	57	6	.217	.296	.332
	2019 MiLB Totals (A+/AA)	97	280	23	59	11	2	5	26	29	69	10	.211	.297	.319
2021	Northwest Arkansas (AA)	14	45	10	12	1	0	1	4	4	13	0	.267	.327	.356
	Omaha (AAA)	80	252	29	57	7	0	8	32	20	63	8	.226	.289	.349
	2021 MiLB Totals (AA/AAA)	94	297	39	69	8	0	9	36	24	76	8	.232	.295	.350
	<b>MiLB Totals (9 seasons)</b>	<b>714</b>	<b>2342</b>	<b>294</b>	<b>553</b>	<b>80</b>	<b>14</b>	<b>26</b>	<b>249</b>	<b>234</b>	<b>419</b>	<b>79</b>	<b>.236</b>	<b>.312</b>	<b>.316</b>

2022 MAHA STORM CHASERS 16

# IVÁN CASTILLO | INFIELDER



**HEIGHT:** 5'9"  
**WEIGHT:** 179

**BATS:** SWITCH  
**THROWS:** RIGHT

**BORN:** May 30, 1995  
**BIRTHPLACE:** Santiago, Dominican Republic  
**AGE:** 26 (turns 27 on May 30)  
**ACQUIRED:** Signed as MiLB FA - Dec. 15, 2021  
**MLB SERVICE TIME:** 4 days  
**MLB DEBUT:** May 14, 2021 vs. STL



## SINGLE-GAME CAREER HIGHS

**HITS:** 4, 7x, last - 8/16/21 vs. RNO  
**RUNS:** 4, 8/20/12 @ DSL AST  
**HOME RUNS:** 2, 2x, last - 8/26/18 @ BRD

**RBI:** 4, 4/27/16 @ WS  
**STOLEN BASES:** 2, 9x, last - 7/6/21 @ ABQ  
**HITTING STREAK:** 19 games, 7/2/19-7/22/19

## AWARDS AND ACCOLADES

2019 Texas League Midseason All-Star (AMA)  
Texas League Player of the Week - 7/21/19 (AMA)  
2018 Florida State League Postseason All-Star (DUN)  
Florida State League Player of the Week - 7/3/18 (DUN)  
Carolina League Player of the Week - 7/27/15 (LYN)  
Midwest League Player of the Week - 8/11/14 (LC)

## Personal

• Full name is Iván Enrique Castillo

## Career Transactions

- Signed by Cleveland as international free agent on 12/16/11
- Selected by Toronto from Cleveland in the 2017 Rule 5 Draft
- Signed by San Diego as MiLB free agent on 11/9/18
- Signed by Kansas City as MiLB free agent on 12/15/21
- Earned non-roster invite to 2022 Major League Spring Training

## 2021

- Spent most of the season with Triple-A El Paso
- Played 113 games for El Paso, third-most on the team, while ranking second on the team in hits (116)
- Went 12-for-27 (.444) with two stolen bases in first seven games with El Paso from 5/6-5/13
- Made Major League debut on 5/14 vs. St. Louis, entering in the sixth inning as part of a double-switch and going 0-for-2
- Recorded first career MLB hit on 5/16 vs. St. Louis, a pinch-hit, RBI single against left-hander Genesis Cabrera
- Played three games with San Diego, going 1-for-3 with one RBI and one walk from 5/14-5/16 before returning to El Paso
- Scored at least one run in eight straight games from 7/3-7/10, batting .440 (11-for-25) with eight runs scored in that span
- Hit .337 (35-for-104) across 27 games in July
- Collected a season-high and tied career-best with four hits in 4-for-5 performance on 8/16 vs. Reno

## 2020

- Spent season at Padres' Alternate Training Site as part of 60-player pool

## 2019

- Spent entire season with Double-A Amarillo
- Began season on Injured List after suffering broken arm in Spring Training
- Hit a career-best .313/.347/.461 while also setting career-highs in home runs (8) and RBIs (57)

YR	CLUB	G	AB	R	H	2B	3B	HR	RBI	BB	SO	SB	AVG	OPB	SLG
2012	DSL Indians (ROK)	65	216	28	51	6	0	1	14	21	32	16	.236	.308	.278
2013	AZL Indians (ROK)	42	156	25	36	6	0	0	12	4	23	13	.231	.258	.269
2014	Lake County (A-)	84	315	37	82	12	3	5	26	11	61	11	.260	.293	.365
2015	Lynchburg (A+)	120	418	53	104	17	12	0	36	27	69	20	.249	.305	.347
2016	Lynchburg (A+)	19	69	9	12	1	0	1	11	5	12	6	.174	.237	.232
	Akron (AA)	77	241	32	48	10	2	2	24	8	40	10	.199	.236	.282
	Columbus (AAA)	2	3	0	0	0	0	0	1	0	1	0	.000	.000	.000
	2016 MiLB Totals (A+/AA/AAA)	98	313	41	60	11	2	3	36	13	53	16	.192	.233	.268
2017	Lynchburg (A+)	28	92	7	29	6	1	0	6	4	11	3	.315	.360	.402
	Akron (AA)	28	69	10	14	3	0	1	8	10	13	1	.203	.317	.290
	2017 MiLB Totals (A+/AA)	56	161	17	43	9	1	1	14	14	24	4	.267	.341	.354
2018	Dunedin (AA)	108	388	41	118	25	8	5	44	23	51	8	.304	.345	.448
2019	Amarillo (AA)	104	432	62	135	30	5	8	57	20	59	15	.313	.347	.461
2020															
2021	El Paso (AAA)	113	404	47	116	15	4	3	45	26	76	12	.287	.326	.366
	SAN DIEGO (MLB)	3	3	0	1	0	0	0	1	1	0	0	.333	.500	.333
	MLB Totals (9 seasons)	790	2803	351	745	131	35	26	284	159	448	115	.266	.311	.365
	MLB Totals (1 season)	3	3	0	1	0	0	0	1	1	0	0	.333	.500	.333

- Won Texas League batting title with .313 average
- Logged 45 multi-hit games in 104 games played, including seven three-hit games
- Recorded 14-game hitting streak from 5/16-5/30, batting .382 (21-for-55) with six multi-hit games in that span
- Tied game with two outs and two strikes in the bottom of the ninth inning on 7/22 vs. NWA against RHP Tyler Zuber with bases-loaded, two-run single to extend hitting streak to career-best 19 games
- Hit .358 (29-for-81) with 12 runs, seven doubles, three home runs, and 19 RBIs during career-best 19-game hitting streak from 7/2-7/22
- Hit safely in nine of 10 postseason games, batting .302 (13-for-43) with two home runs
- Hit three-run homer as part of seven-run second inning in decisive 7-5 win in Game 5 of Texas League Semifinals on 9/8 @ Midland
- Hit first-inning solo homer on 9/14 @ Tulsa in Game 4 of Texas League Championship as part of 3-0 win to force Game 5

## 2018

- Spent entire season with High-A Dunedin
- Went 2-for-3 with two home runs on 8/26 (2) @ Bradenton

## 2017

- Split season between High-A Lynchburg and Double-A Akron, playing full-season low 56 total games

## 2016

- Split season between High-A Lynchburg, Double-A Akron, and Triple-A Columbus
- Made Triple-A debut on 7/4 vs. Toledo

## 2015

- Played a career-high 120 games, all with High-A Lynchburg
- Tallied a career-best 12 triples, most in the Carolina League and tied for seventh-most in Minor League Baseball

## 2014

- Made full-season debut with Low-A Lake County
- Recorded first career multi-homer game on 8/10 @ Fort Wayne

## 2012-2013

- Played 107 games between DSL Indians and AZL Indians

STORM CHASERS ORGANIZATION

2022 OMAHA STORM CHASERS

2021 SEASON IN REVIEW

LEAGUE INFORMATION

ROYALS ORGANIZATION

HISTORY & RECORDS

PLAYER & COACH DATABASE

GENERAL INFORMATION

# AUSTIN COX | LEFT-HANDED PITCHER



**HEIGHT:** 6'4"  
**WEIGHT:** 235

**BATS:** LEFT  
**THROWS:** LEFT

**BORN:** March 28, 1997  
**BIRTHPLACE:** Macon, Ga.  
**AGE:** 26  
**DRAFTED:** 5th round (152nd overall) - 2018  
**SCHOOL:** Mercer University



## SINGLE-GAME CAREER HIGHS

**IP (START):** 8.0, 6/14/19 @ COL  
**IP (RELIEF):** 6.0, 8/28/19 @ LYN  
**RUNS ALLOWED:** 5, 7x, last - 10/2/21 @ IOW

**WALKS:** 5, 4/25/19 vs. GVL  
**STRIKEOUTS:** 10, 7/23/19 vs. POT  
**MOST HITS ALLOWED:** 9, 6/30/19 @ FRE

## AWARDS AND ACCOLADES

Double-A Central Pitcher of the Week, 8/8/21 (NWA)  
South Atlantic League Midseason All-Star (LEX)  
South Atlantic League Pitcher of the Week, 6/2/21 (LEX)

## PERSONAL

- Attended Presbyterian Day School, the same high school as fellow Royals minor leaguer LHP Richard Lovelady
- Was a two-sport athlete in high school, lettering in baseball and football and being named captain of both teams
- Resides in Forsyth, Georgia during the offseason

## CAREER TRANSACTIONS

- Selected by Kansas City in the fifth round (152nd overall) of the 2018 MLB Draft
- Earned non-roster invite to 2022 Major League Spring Training

## 2021

- Began season with Double-A Northwest Arkansas before finishing the season with Triple-A Omaha
- Entered season as Royals' No. 11 prospect per *Baseball America*
- Began season with arm soreness and made 2021 debut on May 26 vs. San Antonio
- Posted a 5.06 ERA in five Double-A starts in June before recording a 1.80 ERA in five starts in July
- Threw a 7.0-inning complete game on 8/4 @ ARK en route to earning Double-A Central Player of the Week honors
- Exited game on 8/11 vs. Frisco in the third inning and did not pitch again until 9/10 @ Wichita
- Final Double-A start was Game 1 of the Double-A Central Championship Series, when he allowed three runs on six hits in 4.0 innings vs. Wichita
- Made Triple-A debut on 9/26 vs. Indianapolis in home finale, recording his first Triple-A strikeout in scoreless inning before allowing five runs on three homers in second inning of relief
- Allowed five runs on five hits while walking three, hitting two, and striking out two in 3.0 innings in first Triple-A start on 10/2 @ Iowa

## 2020

- Spent 2020 season at Royals' Alternate Training Site and participated in Royals' postseason camp/instructional league at Kauffman Stadium

## 2019

- Split season between Low-A Lexington and High-A Wilmington, earning 2019 South Atlantic League Midseason All-Star honors prior to promotion
- Posted a 1.79 ERA (10 ER / 50.1 IP) over final eight starts with

Lexington, including tossing 6.1 innings of one-hit ball on 5/28 @ West Virginia to earn South Atlantic League Pitcher of the Week honors

- Promoted to High-A Wilmington on 6/23
- Set career-best with 10 strikeouts on 7/23 vs. Potomac
- Finished the 2019 season with High-A Wilmington, helping the Blue Rocks win the 2019 Carolina League Championship
- Tossed 12.0 scoreless innings with 14 strikeouts over two postseason starts in 2019

## 2018

- Spent first season of professional career with rookie-level Idaho Falls,
- Made professional debut on 6/24 vs. Bluefield, striking out five in 3.0 innings while allowing one unearned run
- Struck out nine batters in back-to-back starts on 7/2 @ Bluefield and 7/8 vs. Greenville, allowing one run in 8.2 combined innings
- Earned first career win on 7/22 @ Greenville

## COLLEGE

- Pitched three seasons at Mercer University (2016-2018), the same college as fellow Royals minor leaguer RHP Brandon Barker and became the fifth-highest MLB draft selection in program history in 2018
- Recorded the second-best strikeout rate in Division I in 2018 (12.7 K/9) and led the Southern Conference in starts (17)
- Had career-high 13 strikeouts across 5.0 innings on 2/23/18 vs. UNC-Asheville

YR	CLUB	W-L	ERA	G	GS	CG	SHO	SV	IP	H	R	ER	HR	BB	SO
2018	Burlington (ROK)	1-1	3.78	9	9	0	0	0	33.1	29	19	14	1	15	51
2019	Lexington (A-)	5-3	2.75	13	13	0	0	0	75.1	59	30	23	5	22	77
	Wilmington (A+)	3-3	2.77	11	11	0	0	0	55.1	53	19	17	6	16	52
	2019 Totals (A-/A+)	8-6	2.76	24	23	0	0	0	130.2	112	49	40	11	38	129
2020	Did not play (no Minor League season)														
2021	Northwest Arkansas (AA)	4-1	3.00	15	15	1	0	0	63.0	54	23	21	8	25	56
	Omaha (AAA)	0-0	18.00	2	1	0	0	0	5.0	9	10	10	3	5	4
	2021 MILB Totals (AA/AAA)	4-1	4.10	17	16	1	0	0	68.0	63	33	31	11	30	60
	MILB Totals (3 seasons)	12-7	3.22	41	39	1	0	0	198.2	175	82	71	22	68	189

# JOSE CUAS | RIGHT-HANDED PITCHER



**HEIGHT:** 6'3"  
**WEIGHT:** 195

**BATS:** RIGHT  
**THROWS:** RIGHT

**BORN:** June 28, 1994  
**BIRTHPLACE:** Santo Domingo, Dominican Republic  
**AGE:** 27 (turns 28 on June 28)  
**ACQUIRED:** Signed as MiLB FA - June 17, 2021  
**COLLEGE:** Maryland



## SINGLE-GAME CAREER HIGHS

**IP (START):** N/A  
**IP (RELIEF):** 4.0, 8/2/19 @ PEO  
**RUNS ALLOWED:** 7, 6/24/18 @ CR

**WALKS:** 4, 8/2/19 @ PEO  
**STRIKEOUTS:** 6, 2x, last - 8/20/21 @ TUL  
**MOST HITS ALLOWED:** 7, 6/24/18 @ CR

### Personal

- Jose Luis Cuas
- Attended Grand Street Campus High School in Brooklyn, NY, winning 2012 City Championship and earning All-City honors

### Career Transactions

- Selected by Milwaukee in the 11th round (331st overall) of the 2015 MLB Draft (331st overall)
- Signed by Arizona as a MiLB free agent on 5/25/19
- Signed by Kansas City as a MiLB free agent on 6/17/21
- Earned non-roster invite to 2022 Major League Spring Training

### 2021

- Began the year with independent Long Island Ducks before signing with Kansas City and pitching for Double-A Northwest Arkansas and Triple-A Omaha
- Struck out 13 in 11.0 scoreless innings across five appearances for Long Island while also going 1-for-2 at the plate
- Posted a 1.95 ERA in 32.1 innings with 32 strikeouts and seven walks across 22 outings with the Naturals
- Pitched in all three Double-A Central Championship games, recording two saves across 3.1 innings and recording final out of Game 3 with a strikeout to clinch title
- Promoted to Triple-A Omaha on 9/25 and made Triple-A debut on 9/29, tossing a scoreless inning with help from diving catch by Bobby Witt Jr.
- Earned first Triple-A win on 10/1 at Iowa with 2.1 scoreless innings
- Stranded bases loaded with 6-4-3 double play en route to 1.2 scoreless innings in final appearance of the season on 10/3 at Iowa

### 2020

- Played for Águilas Cibañeñas in LIDOM, throwing 5.1 scoreless inning across six appearances during the 2020-2021 season

### 2019

- Pitched for independent Long Island before signing with Arizona and playing for rookie-level Hillsboro, Low-A Kane County, and High-A Visalia
- Posted a 0.71 ERA in 10 appearances with Long Island, striking out 16 and walking four in 12.2 innings
- Made season-high 14 appearances for Kane County, recording seven saves in 10 chances, including saves in four straight outings from 7/24-7/31

### 2018

- Made first career appearance as a pitcher after spending the first three seasons (2015-2017) of Minor League career as an infielder
- Posted an 8.38 ERA across 13 appearances prior to being released
- Signed with independent Long Island and recorded a 2.38 ERA in 22 appearances, striking out 17 and walking 13 in 22.2 innings

### 2017

- Split season between Low-A Wisconsin and High-A Carolina, batting .187/.277/.321 with five home runs and 28 RBIs in 94 total games
- Hit .176 in 40 games with Carolina after batting .195 in 54 games with Wisconsin

### 2016

- Spent entire season with Brevard County, playing a career-high 120 games and batting .170/.263/.240

### 2015

- Made professional debut with rookie-level Helena, batting .260/.319/.430 with seven home runs and 40 RBIs in 68 games
- Singled in first professional at-bat on 6/18 vs. Missoula
- Hit first career home run on 7/12 @ Orem
- Finished season on career-best 14-game hitting streak from 8/23-9/8, batting .353 (18-for-51) in that span

### COLLEGE

- Played three seasons at the University of Maryland (2013-2015), batting .243 with 17 home runs across 170 career games while playing mostly third base
- Played all 66 games (starting 65) in 2015, leading Maryland with 11 home runs and tying for team lead with 53 RBIs while helping Terps win NCAA Regional at UCLA before falling in the NCAA Super Regionals to eventual-national champion UVA
- Was teammates and shared an infield with current Major Leaguers Brandon Lowe, Kevin Smith, and LaMonte Wade at Maryland
- Led team in home runs (5) and RBIs (42) in 2014, helping Maryland win 2014 NCAA Regional at South Carolina before falling in the NCAA Super Regionals to UVA

YR	CLUB	W-L	ERA	G	GS	CG	SHO	SV	IP	H	R	ER	HR	BB	SO
2018	Wisconsin (A-)	2-0	8.38	13	0	0	0	0	191	26	18	18	3	10	19
2019	Hillsboro (ROK)	2-0	0.00	7	0	0	3	3	91	1	0	0	0	2	6
	Kane County (A-)	3-2	1.64	14	0	0	7	10	22.0	14	6	4	1	9	18
	Visalia (A+)	11	2.63	5	0	0	0	1	13.2	15	4	4	1	2	11
	2019 MiLB Totals (ROK/A-A+)	6-3	1.60	26	0	0	10	14	45.0	30	10	8	2	13	35
2020							Did not play (no Minor League season)								
2021	ACL Royals (ROK)	1-0	0.00	2	0	0	0	0	41	0	0	0	0	0	8
	Northwest Arkansas (AA)	3-1	1.95	22	0	0	3	3	32.1	31	11	7	1	7	32
	Omaha (AAA)	1-0	0.00	3	0	0	0	0	5.0	2	0	0	0	1	4
	2021 MiLB Totals (ROK/AA/AAA)	5-1	1.51	27	0	0	3	3	41.2	33	11	7	1	8	44
	MiLB Totals (6 seasons)	13-4	2.80	66	0	0	13	17	106.0	89	39	33	6	31	98

STORM CHASERS ORGANIZATION

2022 OMAHA STORM CHASERS

2021 SEASON IN REVIEW

LEAGUE INFORMATION

ROYALS ORGANIZATION

HISTORY & RECORDS

PLAYER & COACH DATABASE

GENERAL INFORMATION

# CLAY DUNGAN | INFIELDER



**HEIGHT:** 6'11"    **BATS:** LEFT  
**WEIGHT:** 190    **THROWS:** RIGHT

**BORN:** June 2, 1996  
**BIRTHPLACE:** Muncie, Ind.  
**AGE:** 25 (turns 26 on June 2)  
**DRAFTED:** 9th round (259th overall) - 2019  
**SCHOOL:** Indiana State



## SINGLE-GAME CAREER HIGHS

**HITS:** 6, 6/23/19 vs. BIL  
**RUNS:** 4, 9/3/19 vs. MIS  
**HOME RUNS:** 1, 11x, last - 9/11/21 @ WCH

**RBI:** 4, 8/31/19 @ MIS  
**STOLEN BASES:** 3, 8/8/21 @ ARK  
**HITTING STREAK:** 15 games, 7/20/19-8/3/19

### AWARDS AND ACCOLADES

2019 MiLB Organizational All-Star (IDF)  
 2019 Pioneer League Postseason All-Star (IDF)  
 2019 Pioneer League Midseason All-Star (IDF)

### Personal

- Anthony Clay Dungan
- Resides in Alexandria, Ind. during the offseason
- Played baseball (four years) and football (two years) at Yorktown High School (Ind.)

### Career Transactions

- Selected by Kansas City in the ninth round (259th overall) of the 2019 MLB Draft
- Earned non-roster invite to 2022 Major League Spring Training

### 2021

- Spent entire season with Double-A Northwest Arkansas, playing in a career-high 108 games, including 71 games at second base, 35 games at shortstop, two games at third base, and two games at designated hitter
- Went 2-for-14 (.182) across 14 Cactus League games as a non-roster invite to 2021 Major League Spring Training
- Consistently hit leadoff for Double-A Northwest Arkansas in lineup that also featured Bobby Witt Jr. batting second, Nick Pratto batting third, and MJ Melendez batting fourth
- Led off game with a hit 32 times, including 10 of last 19 regular season game, batting .274/.349/.429 when leading off an inning
- Hit four leadoff home runs, including two to begin a game on the road on 6/16 @ San Antonio and 7/24 @ Tulsa
- Hit .305 in 56 road games while batting .270 across 52 home games
- Led Double-A Central in hits (128), tied for second in runs (74), and ranked sixth in average (.288) and stolen bases (28)
- Tallied the second-most at-bats (444) in Double-A Central, four shy of league-leader Logan Davidson (MID)
- Batted .393 in 16 day games with a 1.004 OPS while recording a .272 average and .722 OPS in 92 night games
- Led Naturals with 37 multi-hit games and 21 multi-run games while ranking second in multi-RBI games (15) behind MJ Melendez (18)
- Stole three bases in one game twice, first on 5/19 @ Springfield and again on 8/8 @ Arkansas
- Went 3-for-13 (.231) with one RBI during Double-A Central Championship Series against Wichita, helping Naturals win Double-A Central title

### 2020

- Participated in the Royals' postseason camp at Kauffman Stadium

### 2019

- Spent first professional season with rookie-level Idaho Falls, starting 43 games at shortstop and 19 games at

### second base

- Named Pioneer League Midseason and Postseason All-Star in addition to earning MiLB.com Organizational All-Star honors
- Led the Pioneer League in hits (91) and while tying for first in runs (57), ranking second in the league in average (.357) and doubles (19), fourth in on-base percentage (.427) and total bases (126), and fifth in triples (5)
- Hit safely in first five professional games and eight of first nine overall, batting .450 (18-for-40) with six doubles, one triple, one home run, and nine RBIs in that span
- Notched career-best six hits in 6-for-6 performance on 6/23 vs. Billings
- Recorded career-best 15-game hitting streak from 7/20-8/3, batting .431 (25-for-58) with .477 on-base percentage in that span
- Hit a go-ahead, three-run homer in winner-take-all Game 3 of the Pioneer League Semifinals on 9/10 vs. Billings
- Won Pioneer League Championship with Idaho Falls, going 3-for-12 (.250) across three games of the Pioneer League Championship Series against Ogden

### COLLEGE

- Played at Indiana State for four years (2016-2019), batting .285 with 21 home runs in 216 career games (207 starts)
- Started all 61 games at shortstop as a senior in 2019, batting .305/.406/.481 to lead Sycamores to first NCAA Tournament appearance since 1995

YR	CLUB	G	AB	R	H	2B	3B	HR	RBI	BB	SO	SB	AVG	OPB	SLG
2019	Idaho Falls (ROK)	65	255	57	91	19	5	2	38	28	32	9	.357	.427	.494
2020													Did not play (no Minor League season)		
2021	Northwest Arkansas (AA)	108	444	74	128	17	4	9	56	40	73	28	.288	.357	.405
<b>MLB Totals (2 seasons)</b>		<b>173</b>	<b>699</b>	<b>131</b>	<b>219</b>	<b>36</b>	<b>9</b>	<b>11</b>	<b>94</b>	<b>68</b>	<b>105</b>	<b>37</b>	<b>.313</b>	<b>.383</b>	<b>.438</b>

# JOSH DYE | LEFT-HANDED PITCHER



**HEIGHT:** 6'5"  
**WEIGHT:** 130

**BATS:** LEFT  
**THROWS:** LEFT

**BORN:** Sept. 14, 1996  
**BIRTHPLACE:** DeLand, Fla.  
**AGE:** 25 (turns 26 on Sept. 14)  
**DRAFTED:** 23rd round (692nd overall) - 2018  
**SCHOOL:** Florida Gulf Coast University



## SINGLE-GAME CAREER HIGHS

**IP (START):** 5.0, 3x, last - 9/2/18 vs. POT  
**IP (RELIEF):** 3.2, 2x, last - 8/3/19 vs. POT  
**RUNS ALLOWED:** 5, 8/19/18 vs. DAN

**WALKS:** 3, 6/11/21 @ FRI  
**STRIKEOUTS:** 8, 4/226/19 vs. GVL  
**MOST HITS ALLOWED:** 9, 8/19/18 vs. DAN

### Personal

- Joshua Dye
- Resides in Fort Myers, Fla., during the offseason
- Graduated from DeLand High School (Fla.), where he earned First-Team All-County honors as a senior

### Career Transactions

- Selected by Kansas City in the 23rd round (692nd overall) of the 2018 MLB Draft
- Earned non-roster invite to 2022 Major League Spring Training

### 2021

- Begun season with Double-A Northwest Arkansas, posting a 2.52 ERA in 60.2 innings with 68 strikeouts and 16 walks across 38 appearances before finishing the season with Triple-A Omaha
- Did not allow a run in 16.0 consecutive innings from May 8-June 8, the longest scoreless streak in Double-A Central in 2021
- Recorded best overall ERA (2.60) among Kansas City Royals minor leaguers with at least 60.0 innings pitched
- Covered all nine save opportunities, including five in June, to lead Royals minor leaguers
- Threw 2.1 scoreless innings of relief with three strikeouts and two walks in Game 1 of the Double-A Central Championship Series against Wichita,

- Promoted to Triple-A Omaha on 9/25 and made Triple-A debut on 9/26 vs. Indianapolis, striking out the first two batters he faced in a scoreless innings before allowing a solo home run in the second inning of his appearance
- Retired eight consecutive batters on Oct. 2 at Iowa before allowing a run in 3.0-inning relief appearance

### 2020

- Did not play or participate in organization activities

### 2019

- Split the season between Low-A Lexington and High-A Wilmington, pitching exclusively as a reliever
- Struck out 25 and walked two across 14.0 innings in six appearances in April, posting a 2.57 ERA
- Promoted to High-A Wilmington on 5/30 and made season-debut with Blue Rocks on 6/1, throwing 2.2 scoreless innings
- Did not allow more than one earned run in any appearance with Wilmington, recording a 1.25 ERA in 25 outings
- Held Carolina League left-handed hitters to a .452 OPS while righties tallied a .596 OPS

YR	CLUB	W-L	ERA	G	GS	CG	SHO	SV	IP	H	R	ER	HR	BB	SO
2018	Burlington (ROK)	1-3	4.54	11	7	0	0	0	35.2	45	22	18	4	5	34
	Wilmington (A+)	1-0	1.80	1	1	0	0	0	5.0	3	1	1	0	1	6
	<b>2018 MiLB Totals (ROK/A+)</b>	<b>2-3</b>	<b>4.20</b>	<b>12</b>	<b>8</b>	<b>0</b>	<b>0</b>	<b>0</b>	<b>40.2</b>	<b>48</b>	<b>23</b>	<b>19</b>	<b>4</b>	<b>6</b>	<b>40</b>
2019	Lexington (A-)	1-1	3.38	14	0	0	3	4	26.2	24	14	10	1	6	43
	Wilmington (A+)	4-2	1.25	25	0	0	5	6	36.0	24	8	5	1	15	38
	<b>2019 MiLB Totals</b>	<b>5-3</b>	<b>2.15</b>	<b>39</b>	<b>0</b>	<b>0</b>	<b>8</b>	<b>10</b>	<b>62.2</b>	<b>48</b>	<b>22</b>	<b>15</b>	<b>2</b>	<b>21</b>	<b>81</b>
2020	Did not play (no Minor League season)														
2021	Northwest Arkansas (AA)	4-2	2.52	38	0	0	9	9	60.2	53	19	17	5	18	68
	Omaha (AAA)	0-0	3.60	2	0	0	0	0	5.0	4	2	2	1	1	5
	<b>2021 MiLB Totals (AA/AAA)</b>	<b>4-2</b>	<b>2.60</b>	<b>40</b>	<b>0</b>	<b>0</b>	<b>9</b>	<b>9</b>	<b>65.2</b>	<b>57</b>	<b>21</b>	<b>19</b>	<b>6</b>	<b>19</b>	<b>73</b>
	<b>MiLB Totals (3 seasons)</b>	<b>11-8</b>	<b>2.82</b>	<b>91</b>	<b>8</b>	<b>0</b>	<b>17</b>	<b>19</b>	<b>169.0</b>	<b>153</b>	<b>66</b>	<b>53</b>	<b>12</b>	<b>46</b>	<b>194</b>

STORM CHASERS ORGANIZATION

2022 OMAHA STORM CHASERS

2021 SEASON IN REVIEW

LEAGUE INFORMATION

ROYALS ORGANIZATION

HISTORY & RECORDS

PLAYER & COACH DATABASE

GENERAL INFORMATION

# FREDDY FERMIN | CATCHER



**HEIGHT:** 5'10"  
**WEIGHT:** 200

**BATS:** RIGHT  
**THROWS:** RIGHT



**BORN:** May 16, 1995  
**BIRTHPLACE:** Puerto Ordaz, Venezuela  
**AGE:** 26 (turns 27 on May 16)  
**ACQUIRED:** Signed as International FA - July 25, 2015

## SINGLE-GAME CAREER HIGHS

**HITS:** 4, 3x, last - 8/24/21 vs. SPR  
**RUNS:** 3, 7x, last - 7/5/19 vs. WV  
**HOME RUNS:** 1, 25x, last - 8/24/21 vs. SPR

**RBI:** 5, 8/24/21 vs. SPR  
**STOLEN BASES:** 1, 6x, last - 8/4/21 (2) @ ARK  
**HITTING STREAK:** 9 games, 7/25/21-8/4/21 (2)

## AWARDS AND ACCOLADES

Double-A Central Player of the Week - 8/1/21 (NWA)  
2019 South Atlantic League Midseason All-Star (LEX)  
2019 Carlos Fortuna Award (KC)

### Personal

- Freddy Antonio Fermin

### Career Transactions

- Signed with Kansas City as international free agent on 7/25/15
- Earned non-roster invite to 2022 Major League Spring Training

### 2021

- Spent most of the season with Double-A Northwest Arkansas while also playing four games for Triple-A Omaha
- Earned a non-roster invite to 2021 MLB Spring Training, going 1-for-5 (.200) across nine Cactus League games
- Began season with Triple-A Omaha, making Triple-A debut on 5/5 vs. St. Paul
- Collected first Triple-A hit on 5/13 @ Columbus, going 1-for-3 with an RBI
- Went 2-for-4 with a double and two runs scored on 5/16 at Columbus, his 26th birthday
- Went 1-for-3 in season debut with the Naturals on 5/25 vs. San Antonio
- Hit grand slam on 7/2 @ Springfield as part of seven-run sixth inning
- Batted .408/.481/.761 (29-for-71) with seven doubles, six home runs, and 24 RBIs in 19 games in July
- Homered in three straight games from 7/28-7/30, raising season average above .300
- Went 4-for-5 with a home run and a career-high five RBIs on 8/24 vs. Springfield
- Went 5-for-12 (.417) with one double and five RBIs during three-game Double-A Central Championship Series to help lead Naturals to league title

### 2020

- Earned non-roster invite to 2020 MLB Spring Training, going 1-for-2 (.500) across three Cactus League games
- Spent the season at the Royals' Alternate Training Site in Kansas City, Kan., and participated in the Royals' postseason camp at Kauffman Stadium

### 2019

- Split season between Low-A Lexington and Double-A

YR	CLUB	G	AB	R	H	2B	3B	HR	RBI	BB	SO	SB	AVG	OPB	SLG
2016	DSL Royals (ROK)	52	172	18	47	9	0	0	17	21	23	1	.273	.351	.326
2017	Idaho Falls (ROK)	47	163	30	46	5	2	1	39	31	21	0	.282	.403	.356
2018	Burlington (ROK)	47	167	28	41	9	1	2	18	25	15	2	.246	.349	.347
	Idaho Falls (ROK)	3	10	3	3	1	0	0	1	0	2	0	.300	.300	.400
	2018 MLB Totals (ROK)	50	177	31	44	10	1	2	19	25	17	2	.249	.346	.350
2019	Lexington (A-)	54	209	37	55	11	0	9	30	14	37	2	.263	.311	.445
	Northwest Arkansas (AA)	32	107	11	27	3	0	3	11	3	23	0	.252	.270	.364
	2019 MLB Totals (A-/AA)	86	316	48	82	14	0	12	41	17	60	2	.259	.298	.418
2020	Did not play (no Minor League season)														
2021	Northwest Arkansas (AA)	73	269	45	75	13	1	10	45	29	50	1	.279	.356	.446
	Omaha (AAA)	4	13	4	3	1	0	0	2	2	6	0	.231	.333	.308
	2021 MLB Totals (AA/AAA)	77	282	49	78	14	1	10	47	31	56	1	.277	.355	.440
	<b>MLB Totals (5 seasons)</b>	<b>312</b>	<b>1110</b>	<b>176</b>	<b>297</b>	<b>52</b>	<b>4</b>	<b>25</b>	<b>163</b>	<b>125</b>	<b>177</b>	<b>6</b>	<b>.268</b>	<b>.345</b>	<b>.389</b>

- Northwest Arkansas, playing in a career-high 86 games
- Named the organization's Carlos Fortuna Award winner, given to the minor leaguer most dedicated to improving his English, work ethic, and conduct
- Named a Midseason South Atlantic League All-Star, entering the South Atlantic League All-Star Game as a pinch-hitter in the seventh inning
- Threw out 68% (17-of-25) would-be base-stealers with Lexington, the only catcher in the South Atlantic League to nab more than 50% of potential base-stealers
- Played four games in the Arizona Fall League with the Salt River Rafters

### 2018

- Spent most of the season with rookie-level Burlington after beginning the season with rookie-level Idaho Falls
- Ranked fourth in the Appalachian League in caught stealing, throwing out 14 would-be base-stealers in 33 attempts
- Went 4-for-4 with four singles to tie career high for hits in a game on 8/11 vs. Pulaski

### 2017

- Made stateside debut and spent entire season with rookie-level Idaho Falls, serving as the team's primary catcher
- Reached base safely in 40 of his 47 games, recording a .403 on-base percentage
- Drew 31 walks, tied for 10th in the Pioneer League
- Hit first professional home run in 7/23 vs. Helena

### 2016

- Made professional debut with DSL Royals



# FOSTER GRIFFIN | LEFT-HANDED PITCHER



**HEIGHT:** 6'3"  
**WEIGHT:** 225

**BATS:** RIGHT  
**THROWS:** LEFT

**BORN:** July 27, 1995  
**BIRTHPLACE:** Orlando, Fla.  
**AGE:** 26 (turns 27 on July 27)  
**DRAFTED:** 1st round (28th overall) - 2014  
**SCHOOL:** First Academy (Fla.)  
**MLB SERVICE TIME:** 1 year  
**MLB DEBUT:** July 27, 2020 at DET



## SINGLE-GAME CAREER HIGHS

**IP (START):** 8.0, 2x, last - 8/31/17 @ TUL  
**IP (RELIEF):** 6.1, 7/24/18 (1) vs. ARK  
**RUNS ALLOWED:** 12, 5/29/19 vs. OKC

**WALKS:** 5, 5x, last - 8/7/19 vs. SL  
**STRIKEOUTS:** 9, 5x, last - 7/20/19 vs. MEM  
**MOST HITS ALLOWED:** 16, 5/25/18 vs. MID

## AWARDS AND ACCOLADES

- 2019 Mike Sweeney Award (OMA)
- 2019 Omaha Pitcher of the Year (OMA)
- 2019 Pacific Coast League Postseason All-Star (OMA)
- 2018 Texas League Midseason All-Star (NWA)
- 2017 Paul Splittorff Royals Minor League Pitcher of the Year (NWA)
- 2017 Northwest Arkansas Pitcher of the Year
- 2017 MLB Organizational All-Star (NWA)
- 2017 SiriusXM All-Star Futures Game selection (NWA)
- 2017 Carolina League Midseason All-Star

## Personal

- Fred Foster Griffin
- Resides in Orlando, Fla. with his wife, Gabrielle
- Graduated from The First Academy in Orlando in 2014, posting a 1.55 ERA and 99 strikeouts in 58.2 innings as as senior
- Bypassed a scholarship from the University of Mississippi to sign with Kansas City

## Career Transactions

- Selected by Kansas City in the first round (28th overall) of the 2014 MLB Draft
- Designated for assignment on 12/1/20 and re-signed by the Royals to a Minor League deal on 12/12/20

## 2021

- Split the season between four different levels, making rehab starts with ACL Royals and Low-A Columbia in return from Tommy John surgery on 8/11/20
- Pitched no more than 4.1 innings in any of his three starts with Double-A Northwest Arkansas before joining Triple-A Omaha
- Posted a 2.25 ERA in three road starts (12.0 innings) and a 5.11 ERA in four home starts (12.1 innings) with Omaha
- Allowed two runs on four hits in 31 innings with three strikeouts and four walks in return to Storm Chasers on 8/18 vs. Columbus, 53 weeks after undergoing Tommy John surgery
- Struck out four and did not walk a batter on 8/24 @ Iowa, allowing one unearned run in 4.0 innings
- Threw at least 4.0 innings for the fourth straight start on 9/10 @ St. Paul, holding the Saints scoreless while striking out four without issuing a walk
- Tossed a season-high 5.0 innings in final outing of the season on 9/16 vs. Iowa, allowing four runs (three earned) on a season-high seven hits with one walk and zero strikeouts

## 2020

- Made MLB debut on 7/27 @ DET, his 25th birthday and

YR	CLUB	W-L	ERA	G	GS	CG	SHO	SV	IP	H	R	ER	HR	BB	SO
2014	Burlington (ROK)	0-2	3.21	11	11	0	0	0	28.0	19	10	10	2	12	19
2015	Lexington (A-)	4-6	5.44	22	22	0	0	0	102.2	123	73	62	8	35	71
2016	Lexington (A-)	1-4	3.38	7	7	0	0	0	37.1	35	25	14	3	9	29
	Wilmington (A+)	5-10	6.23	20	20	0	0	0	95.1	130	79	66	9	43	76
	2016 MLB Totals (A-/A+)	6-14	5.43	27	27	0	0	0	132.2	165	104	80	12	52	105
2017	Wilmington (A+)	4-2	2.86	10	10	0	0	0	56.2	43	19	18	2	20	60
	Northwest Arkansas (AA)	11-5	3.61	18	18	0	0	0	104.2	108	46	42	11	34	81
	2017 MLB Totals (A+/AA)	15-7	3.35	28	28	0	0	0	161.1	151	65	60	13	54	141
2018	Northwest Arkansas (AA)	10-12	5.13	28	26	0	0	0	152.2	197	94	87	20	40	117
2019	Omaha (AAA)	8-6	5.23	25	25	0	0	0	130.2	134	86	76	20	64	111
2020	KANSAS CITY (MLB)	1-0	0.00	1	0	0	0	0	1.2	0	0	0	0	0	1
2021	ACL Royals (ROK)	0-1	10.50	4	4	0	0	0	6.0	6	7	7	0	5	9
	Columbia (A-)	0-0	0.00	2	2	0	0	0	8.1	2	0	0	0	1	10
	Northwest Arkansas (AA)	0-2	3.55	3	3	0	0	0	12.2	12	5	5	0	2	13
	Omaha (AAA)	0-0	3.60	6	6	0	0	0	25.0	29	12	10	1	10	19
	2021 MLB Totals (ROK/A-/AA/AAA)	0-3	3.81	15	15	0	0	0	52.0	49	24	22	1	18	51
<b>MLB Totals (7 seasons)</b>		<b>43-50</b>	<b>4.70</b>	<b>156</b>	<b>154</b>	<b>0</b>	<b>0</b>	<b>0</b>	<b>760.0</b>	<b>838</b>	<b>456</b>	<b>397</b>	<b>76</b>	<b>275</b>	<b>615</b>
<b>MLB Totals (1 season)</b>		<b>1-0</b>	<b>0.00</b>	<b>1</b>	<b>0</b>	<b>0</b>	<b>0</b>	<b>0</b>	<b>1.2</b>	<b>0</b>	<b>0</b>	<b>0</b>	<b>0</b>	<b>0</b>	<b>1</b>

tossed 1.2 scoreless innings before exiting due to injury

- Became 26th pitcher to make his MLB debut on his birthday and first since Shane Bieber (CLE) on 5/21/18
- Underwent Tommy John surgery on 8/11/20, performed by Dr. Neal ElAttrache

## 2019

- Spent entire season with Triple-A Omaha
- Ranked in the top 10 in the Pacific Coast League in starts (25), innings (130.2), and strikeouts (111)
- Started 20+ and threw 100+ innings for the fifth consecutive season
- Held right-handed batters to a .236 average

## 2018

- Spent entire season with Double-A Northwest Arkansas
- Led Texas League in innings (152.2) while tying for first in starts (28) and ranking fourth in strikeouts (117)
- Took losses in six consecutive starts from 6/16-7/14 before winning seven consecutive starts from 7/18-8/24

## 2017

- Split season between Double-A Northwest Arkansas and High-A Wilmington
- Set career-bests in innings (161.1), strikeouts (141), and ERA (3.35)
- Threw 0.2 innings and tallied one strikeout during 2017 SiriusXM All-Star Futures Game in Miami

## 2016

- Spent most of the season with High-A Wilmington after starting the year with Low-A Lexington

## 2015

- Made full-season debut and spent entire season with Low-A Lexington
- Led Legends in starts (22) and ranked second of the team in innings (102.2)

## 2014

- Made professional debut with rookie-level Burlington
- Struck out two in scoreless inning in first career appearance on 6/23 @ Bristol

STORM CHASERS ORGANIZATION

2022 OMAHA STORM CHASERS

2021 SEASON IN REVIEW

LEAGUE INFORMATION

ROYALS ORGANIZATION

HISTORY & RECORDS

PLAYER & COACH DATABASE

GENERAL INFORMATION

# JON HEASLEY | RIGHT-HANDED PITCHER



**HEIGHT:** 6'3"  
**WEIGHT:** 225

**BATS:** RIGHT  
**THROWS:** RIGHT

**BORN:** Jan. 27, 1997  
**BIRTHPLACE:** Plano, Texas  
**AGE:** 24  
**DRAFTED:** 13th round (392nd overall) - 2018  
**SCHOOL:** Oklahoma State University  
**MLB SERVICE TIME:** 17 days  
**MLB DEBUT:** Sept. 17, 2021 vs. SEA



## SINGLE-GAME CAREER HIGHS

**IP (START):** 7.0, 8/14/21 (1) vs. FRI  
**IP (RELIEF):** 5.0, 2x, last - 6/15/21 @ SA  
**RUNS ALLOWED:** 10, 7/29/18 @ OGD

**WALKS:** 6, 5/25/19 @ WV  
**STRIKEOUTS:** 12, 6/24/19 vs. COL  
**MOST HITS ALLOWED:** 8, 2x, last - 6/15/21 @ SA

## AWARDS AND ACCOLADES

2019 Lexington Pitcher of the Year  
2019 South Atlantic League Midseason All-Star (LEX)  
Pioneer League Pitcher of the Week - 8/12/18 (IDF)

## PERSONAL

- Jonathan Paul Heasley
- Resides in Dallas, Texas
- Went 29-3 with a 1.47 ERA in high school career at Prestonwood Christian Academy High School in Plano, Texas
- Earned All-State honors in football

## CAREER TRANSACTIONS

- Selected by Kansas City in the 13th round (392nd overall) of the 2018 MLB Draft

## 2021

- Spent entire season with Double-A Northwest Arkansas before making Major League debut with Kansas City
- Upon MLB debut, became fifth member of Royals' 2018 draft class to make a start in 2021, the first instance of an organization having five pitchers from the same draft make a start in the same season in MLB history
- Did not allow more than two earned runs in first five starts, posting a 1.78 ERA in 25.1 innings across May
- Struck out season-high nine batters in back-to-back starts on 7/31 vs. Wichita and 8/6 @ Arkansas
- Threw 7.0-inning, complete-game shutout on 8/14 (1) vs. Frisco, striking out five, allowing five hits, and vomiting behind the mound before delivering 3-2 pitch with two outs to record final out
- Recorded a 1.00 ERA across five starts in August, striking out 34 and walking five in 27.0 innings
- Made MLB debut on 9/17 vs. Seattle, allowing four runs on six hits—including two home runs—with two strikeouts and one hit batter in 4.0 innings
- Tossed 5.1 shutout innings on 9/25 @ Detroit, striking out three and walking two
- Earned first MLB win on 10/1 vs. Minnesota, allowing four runs on six hits in 5.1 innings
- Won Double-A Central Championship with Northwest Arkansas but did not appear in a postseason game due to call-up to MLB

## 2020

- Spent the season at the Royals alternate training site in Kansas City, Kan. and participated in the Royals postseason camp at Kauffman Stadium in October

## 2019

- Spent entire season with Low-A Lexington, earning Lexington Pitcher of the Year honors
- Ranked third in the South Atlantic League in ERA (3.12) and opponent's batting average (.222) among qualified starters

YR	CLUB	W-L	ERA	G	GS	CG	SHO	SV	IP	H	R	ER	HR	BB	SO
2018	Idaho Falls (ROK)	1-3	5.15	12	11	0	0	0	50.2	55	38	29	4	16	35
2019	Lexington (A-)	8-5	3.12	25	20	0	0	0	112.2	93	47	39	11	34	120
2020									Did not play (no Minor League season)						
2021	Northwest Arkansas (AA)	7-3	3.33	22	21	1	1	0	105.1	95	42	39	18	34	120
	KANSAS CITY (MLB)	1-1	4.91	3	3	0	0	0	14.2	15	8	8	3	3	6
<b>MLB Totals (3 seasons)</b>		<b>16-11</b>	<b>3.58</b>	<b>59</b>	<b>52</b>	<b>1</b>	<b>1</b>	<b>0</b>	<b>268.2</b>	<b>243</b>	<b>127</b>	<b>107</b>	<b>33</b>	<b>84</b>	<b>275</b>
<b>MLB Totals (1 season)</b>		<b>1-1</b>	<b>4.91</b>	<b>3</b>	<b>3</b>	<b>0</b>	<b>0</b>	<b>0</b>	<b>14.2</b>	<b>15</b>	<b>8</b>	<b>8</b>	<b>3</b>	<b>3</b>	<b>6</b>

# BREWER HICKLEN | OUTFIELDER



**HEIGHT:** 6'2"  
**WEIGHT:** 208

**BATS:** Right  
**THROWS:** Right

**BORN:** Feb. 9, 1996  
**BIRTHPLACE:** Huntsville, Ala.  
**AGE:** 26  
**DRAFTED:** 7th round (210th overall) - 2017  
**SCHOOL:** University of Alabama-Birmingham



## SINGLE-GAME CAREER HIGHS

**HITS:** 4, 3x, last - 7/2/18 vs. ASH  
**RUNS:** 4, 8/21/19 vs. SAL  
**HOME RUNS:** 3, 8/22/19 vs. SAL

**RBI:** 5, 2x, last - 8/24/21 vs. SPR  
**STOLEN BASES:** 3, 4x, last - 8/12/21 vs. FRI  
**HITTING STREAK:** 11 games, 8/3/17-8/23/17

## AWARDS AND ACCOLADES

2019 Wilmington Player of the Year  
2019 MiLB Organizational All-Star (WIL)  
2019 Carolina League Postseason All-Star (WIL)  
Carolina League Player of the Week - 8/25/19 (WIL)  
2018 MiLB Organizational All-Star (LEX)

## Personal

- Charles Brewer Hicklen
- Resides in Birmingham, Ala. during the offseason

## Career Transactions

- Selected by Kansas City in the seventh round of the 2017 MLB Draft

## 2021

- Spent entire season with Double-A Northwest Arkansas
- Led Double-A Central in stolen bases (40) while ranking sixth in runs scored (70) and tied for eighth in walks (52)
- Stole 30+ bases for the third consecutive season
- Ranked third among Royals minor leaguers with 132 strikeouts and a career-high 40 steals
- One of 10 players in the Royals organization with 10+ home runs, 10+ doubles, and 10+ stolen bases
- Batted .280/.388/.529 with 12 home runs and 27 stolen bases in second half of season from 7/13-9/19 after batting .202/.298/.329 with four home runs and 13 stolen bases in the first half of season from 5/4-7/11
- Went 1-for-3 with two stolen bases in Double-A debut on 5/4 @ Arkansas
- Hit two home runs and drove in four on 7/23 @ Tulsa in 3-for-4 performance
- Recorded best month in August, batting .329/.446/.697 with seven home runs, 16 RBIs, and 16 stolen bases
- Stole career-high-tying three bases on 8/12 vs. Frisco, one of eight games with multiple steals during the season
- Tied career-high with five RBIs on 8/24 vs. Springfield by going 3-for-4 with two home runs
- Went 3-for-10 (.300) with two home runs and five RBIs during Double-A Central Championship Series
- Hit game-tying solo home run in seventh inning of Game 1 of the Double-A Central Championship Series on 9/21 vs. Wichita
- Hit go-ahead grand slam in fourth inning of Game 3 of the Double-A Central Championship Series on 9/24 @ Wichita
- Won Double-A Central Championship with Northwest Arkansas

## 2020

- Participated in the Royals' Postseason Instructional Camp at Kauffman Stadium

YR	CLUB	G	AB	R	H	2B	3B	HR	RBI	BB	SO	SB	AVG	OPB	SLG
2017	AZL Royals (ROK)	19	69	19	24	3	3	13	9	24	13	348	.439	.609	
	Idaho Falls (ROK)	20	87	19	26	8	2	1	10	9	22	3	.299	.384	.471
	<b>2017 MiLB Totals (ROK)</b>	<b>39</b>	<b>156</b>	<b>38</b>	<b>50</b>	<b>11</b>	<b>5</b>	<b>4</b>	<b>23</b>	<b>18</b>	<b>46</b>	<b>16</b>	<b>.321</b>	<b>.409</b>	<b>.532</b>
2018	Lexington (A-)	82	306	59	94	18	3	17	65	24	98	29	.307	.378	.552
	Wilmington (A+)	22	71	11	15	4	0	1	3	4	26	6	.211	.263	.310
	<b>2018 MiLB Totals (A-/A+)</b>	<b>104</b>	<b>377</b>	<b>70</b>	<b>109</b>	<b>22</b>	<b>3</b>	<b>18</b>	<b>68</b>	<b>28</b>	<b>124</b>	<b>35</b>	<b>.289</b>	<b>.357</b>	<b>.507</b>
2019	Wilmington (A+)	125	419	70	110	13	7	14	51	55	140	39	.263	.363	.427
2020															
	Did not play (no Minor League season)														
2021	Northwest Arkansas (AA)	107	362	70	88	15	3	16	57	52	132	40	.243	.346	.434
	<b>MiLB Totals (4 seasons)</b>	<b>375</b>	<b>1314</b>	<b>248</b>	<b>357</b>	<b>61</b>	<b>18</b>	<b>52</b>	<b>199</b>	<b>153</b>	<b>442</b>	<b>130</b>	<b>.272</b>	<b>.362</b>	<b>.464</b>

## 2019

- Spent entire season with High-A Wilmington
- Led Carolina League in steals (39), ranked third in runs (70), tied for fourth in home runs (14), and ranked sixth in OBP (.363) and SLG (.427)
- Homered in three consecutive games on 8/6-8/8
- Became first Blue Rocks player to hit three home runs in a single game on 8/22 vs. SAL
- Hit .105 (4-for-38) with 19 strikeouts during 2019 postseason, winning Carolina League Championship
- Played for Scott Thorman on the Surprise Saguaros in the Arizona Fall League, hitting .149 across 13 games

## 2018

- Spent most of the season with Low-A Lexington before finishing the year with High-A Wilmington
- Ranked third among Royals minor leaguers in steals (35) and fifth in home runs (18) and RBIs (68)
- Ranked fifth in the South Atlantic League with 29 stolen bases in 82 games
- Won South Atlantic League Championship but did not appear in the postseason after being called up to High-A Wilmington

## 2017

- Split first professional season between AZL Royals and rookie-level Idaho Falls
- Reached safely in 36 of 39 games played

## COLLEGE

- Played three seasons at the University of Alabama, Birmingham (UAB), entering as a catcher before converting to play outfield following a redshirt season as a freshman in 2015
- Planned to play baseball and football at UAB before football program was discontinued following 2014 season
- Highest-drafted player in UAB baseball history
- Recorded 41-game on-base streak as a senior in 2017, earning All-Conference USA Second-Team honors after batting .328/.422/.586

STORM CHASERS ORGANIZATION

2022 OMAHA STORM CHASERS

2021 SEASON IN REVIEW

LEAGUE INFORMATION

ROYALS ORGANIZATION

HISTORY & RECORDS

PLAYER & COACH DATABASE

GENERAL INFORMATION

# KYLE ISBEL | OUTFIELDER



**HEIGHT:** 5'11"  
**WEIGHT:** 190

**BATS:** LEFT  
**THROWS:** RIGHT

**BORN:** March 3, 1997  
**BIRTHPLACE:** Fontana, Calif.  
**AGE:** 26  
**DRAFTED:** 3rd round (94th overall) - 2018  
**SCHOOL:** University of Nevada-Las Vegas  
**MLB SERVICE TIME:** 43 days  
**MLB DEBUT:** 4/1/21 vs. TEX



## SINGLE-GAME CAREER HIGHS

**HITS:** 4, 3x, last - 8/21/19 vs. SAL  
**RUNS:** 4, 7/10/18 vs. HEL  
**HOME RUNS:** 2, 7/16/18 vs. MIS

**RBI:** 4, 2x, last - 8/22/21 vs. COL  
**STOLEN BASES:** 3, 7/8/18 @ ORM  
**HITTING STREAK:** 14 games, 7/11/21-7/28/21

### AWARDS AND ACCOLADES

2021 MLB Royals Organizational All-Star (OMA)  
2019 Arizona Fall League Rising Star (Surprise)  
2018 MLB Royals Organizational All-Star (LEX)

### PERSONAL

- Kyle Grant Isbel
- Graduated from Etiwanta High School (Calif.) in 2015

### CAREER TRANSACTIONS

- Selected by Kansas City in the third round (94th overall) of the 2018 MLB Draft

### 2021

- Began the season with Kansas City before spending the majority of the year with Triple-A Omaha and finishing the season with the Royals
- Set career-bests in games played (105), runs scored (62), hits (106), home runs (15), RBIs (55), and walks (45)
- One of two outfielders in Triple-A East with 15+ home runs (15) and 20+ stolen bases (22)
- Led team with 22 steals, a mark that ranked 12th in Triple-A East
- Recorded five games with at least one home run and at least one stolen base (5/25 vs. Indianapolis, 6/23 (2) @ Iowa, 7/17 @ Indianapolis, 8/14 vs. Iowa, 8/29 @ Iowa)
- Was Kansas City's Opening Day right fielder on 4/1 vs. Texas, going 3-for-5 with two RBIs in MLB debut
- Hit .295 (9-for-34) with one triple and three RBIs in 12 games with the Royals before joining the Storm Chasers
- Made Triple-A debut on Opening Day on 5/4 vs. St. Paul and hit safely in first six games, batting .385 (10-for-26) in that span
- Hit first career Triple-A home run on 5/25 vs. Indianapolis
- Delivered walk-off single in ninth inning on 5/27 vs. Indianapolis
- Robbed Iowa Cubs outfielder Trayce Thompson of a home run in centerfield on 6/6 vs. Iowa
- Hit .228/.322/.361 with five home runs and a 48:12 strikeout-to-walk ratio in first 45 games of the season from 5/4-6/30
- Robbed home run from Keon Broxton in fifth inning on 7/4 @ St. Paul and hit go-ahead, three-run homer in sixth inning
- Stole one base in three consecutive games from 7/18-7/21 to begin season with 16 straight successful steals
- Robbed Brent Rooker of potential game-tying home run in eighth inning on 7/22 vs. St. Paul
- Recorded season-best 14-game hit streak from 7/11-7/28, hitting .400/.526/.689 with seven doubles, two home runs, and 10 RBIs
- Posted a .493 on-base percentage during season-best 17-game on-base streak from 7/11-7/31 with 15 walks and 10 strikeouts
- Hit leadoff in lineup with Bobby Witt Jr., Nick Pratto, and MJ Melendez on 8/11 vs. Iowa, the first-ever game those four players were in the same lineup
- Smacked 10th home run of the season on 8/22 vs. Columbus

- Tied game with leadoff solo home run in ninth inning on 8/29 @ Iowa to homer for the second straight game
- Hit go-ahead, two-run homer in eighth inning on 9/3 vs. Toledo and go-ahead, solo homer in fourth inning on 9/4 vs. Toledo
- Homered in three straight games from 9/3-9/5 vs. Toledo
- Recalled by Kansas City on 9/12, batting .286/.362/.524 with five doubles, one triple, and one home run in 16 games

### 2020

- Spent season at the Royals alternate training site in Kansas City, Kan., and also participated in the Royals' postseason camp at Kauffman Stadium

### 2019

- Spent the entire season with High-A Wilmington except for rehab stint with the AZL Royals
- Limited to 52 total games with High-A Wilmington due to injury
- Batted .176 (26-for-148) in 39 games with High-A Wilmington after returning from injury on 7/4 after batting .348 (16-for-46) in 13 games prior to injury
- Hit solo home run in Game 5 of the Carolina League semifinals on 9/8 vs. Salem to help the Blue Rocks clinch series
- Stole home in Game 1 of the Mills Cup Championship Series on 9/10 vs. Fayetteville
- Hit .229 (8-for-35) with one home run, and eight walks across 10 postseason games, all as the team's leadoff hitter
- Won 2019 Carolina League Championship
- Played for the Surprise Saguaros in the Arizona Fall League under current Omaha manager Scott Thorman, batting .315 (23-for-73 with four doubles, one triple, one home run, and 16 RBIs in 21 games

### 2018

- Split the season between rookie-level Idaho Falls and Low-A Lexington
- Ranked second among Royals farmhands (min. 250 at-bats) in average (.326) and was 10th in stolen bases (24)
- Reached base safely in each of his first 15 games, batting .344/.417/.563 with eight doubles, two home runs, nine RBIs, and eight walks in that span
- Hit his first career home run on 6/19 @ Grand Junction
- Batted .285 (8-for-28) with one double, one triple, two RBIs, and six runs scored in six postseason games with Low-A Lexington
- Won 2018 South Atlantic League Championship

### COLLEGE

- Played three seasons at the University of Nevada-Las Vegas (2016-2018)
- Led the Mountain West in average (.357) in 2018
- Named Mountain West Freshman of the Year in 2016

YR	CLUB	G	AB	R	H	2B	3B	HR	RBI	BB	SO	SB	AVG	OPB	SLG
2018	Idaho Falls (ROK)	25	105	27	40	10	1	4	18	14	17	12	.381	.454	.610
	Lexington (A-)	39	159	30	46	12	1	3	14	12	43	12	.289	.345	.434
2018 MLB Totals (ROK/A-)		64	264	57	86	22	2	7	32	26	60	24	.326	.389	.504
2019	AZL Royals (ROK)	7	25	9	9	2	0	2	7	2	5	3	.360	.407	.680
	Wilmington (A+)	52	194	26	42	7	3	5	23	15	44	8	.216	.282	.361
2019 MLB Totals (ROK/A+)		59	219	35	51	9	3	7	30	17	49	11	.233	.296	.397
Did not play (no Minor League season)															
2020	Omaha (AAA)	105	394	62	106	18	3	15	55	45	91	22	.269	.357	.444
	KANSAS CITY (MLB)	28	76	16	21	5	2	1	7	7	23	2	.276	.337	.434
MLB Totals (3 seasons)		228	877	154	243	49	8	29	117	88	200	57	.277	.352	.450
MLB Totals (1 season)		28	76	16	21	5	2	1	7	7	23	2	.276	.337	.434

# JaCOBY JONES | OUTFIELDER



**HEIGHT:** 6'2"  
**WEIGHT:** 211

**BATS:** RIGHT  
**THROWS:** RIGHT

**BORN:** May 10, 1992  
**BIRTHPLACE:** Chickasha, Okla.  
**AGE:** 29 (turns 30 on May 10)  
**ACQUIRED:** Signed as MiLB FA - 12/1/21  
**SCHOOL:** Louisiana State University  
**MLB SERVICE TIME:** 4 years, 6 days  
**MLB DEBUT:** Aug. 30, 2016 vs. CWS



## SINGLE-GAME CAREER HIGHS

**HITS:** 4, 5x, last - 7/3/15 vs. CHA  
**RUNS:** 3, 5x, last - 6/16/21 @ COL  
**HOME RUNS:** 3, 8/2/15 @ NBR

**RBI:** 5, 8/16/14 @ LEX  
**STOLEN BASES:** 2, 5x, last - 5/7/17 vs. LOU  
**HITTING STREAK:** 17 games, 6/20/14-7/16/14

## AWARDS AND ACCOLADES

- 2015 Arizona Fall League Rising Star (Scottsdale)
- Arizona Fall League Player of the Week - 10/17/15 (Scottsdale)
- 2015 Florida State League Midseason All-Star (BRD)
- 2014 MLB Organizational All-Star (PIT)
- 2014 South Atlantic League Postseason All-Star (WV)
- South Atlantic League Player of the Week - 7/7/14 (WV)

## Personal

- JaCoby Mylon Jones
- Was named Mississippi High School Player of the Year in 2010 and ranks as the all-time hits leader in the state of Mississippi

## Career Transactions

- Selected by Pittsburgh in the third round (87th overall) of 2013 MLB Draft
- Traded by Pittsburgh to Detroit in exchange for RHP Joakim Soria on 7/30/15
- Signed as MiLB free agent with Kansas City on 12/1/21

## 2021

- Began season with Detroit before being designated for assignment on 6/6 and outrighted to Triple-A Toledo on 6/10
- Played first career games at Werner Park from 7/6-7/11, including going 3-for-5 on 7/8 at Omaha
- Won Triple-A East Midwest Division title with Toledo

## 2020

- Played 30 games with Detroit in COVID-shortened season

## 2019

- Spent most of the season with Detroit before being placed on the Injured List with a left wrist fracture on 8/11
- Tied MLB career-high with 11 home runs

## 2018

- Spent entire season with Detroit with exception of rehab assignment with Triple-A Toledo
- Set MLB career-highs in games (129), runs (54), hits (89), doubles (22), and steals (13)

YR	CLUB	G	AB	R	H	2B	3B	HR	RBI	BB	SO	SB	AVG	OPB	SLG
2013	Jamestown (ROK)	15	61	14	19	2	2	1	10	3	14	3	.311	.358	.459
2014	West Virginia (A-)	117	445	72	128	21	3	23	70	33	132	17	.288	.347	.503
2015	Bradenton (A+)	93	379	48	96	18	3	10	58	31	113	14	.253	.313	.396
	Altoona (AA)	3	10	2	5	0	0	0	2	1	0	1	.500	.545	.500
	Erie (AA)	37	136	26	34	7	2	6	20	17	52	10	.250	.331	.463
	2015 MiLB Totals (A+/AA)	133	525	76	135	25	5	16	80	49	165	25	.257	.322	.415
2016	Erie (AA)	20	77	11	24	6	2	4	20	10	23	2	.312	.393	.597
	Toledo (AAA)	79	292	33	71	14	5	3	23	25	97	11	.243	.309	.356
	2016 MiLB Totals (AA/AAA)	99	369	44	95	20	7	7	43	35	120	13	.257	.327	.407
	DETROIT (MLB)	13	28	3	6	3	0	0	2	0	12	0	.214	.214	.321
2017	DETROIT (AAA)	90	351	57	86	19	2	9	44	33	104	12	.245	.314	.387
	DETROIT (MLB)	56	141	14	24	3	1	3	13	9	65	6	.170	.240	.270
2018	Toledo (AAA)	3	12	1	1	0	0	0	0	0	3	0	.083	.083	.083
	DETROIT (MLB)	129	429	54	89	22	6	11	34	24	142	13	.207	.266	.364
2019	Lakeland (A+)	5	19	3	4	2	0	0	2	4	7	0	.211	.348	.316
	Toledo (AAA)	5	21	4	9	1	1	0	4	1	6	0	.429	.500	.571
	2019 MiLB Totals (A+/AAA)	10	40	7	13	3	1	0	6	5	13	0	.325	.426	.450
	DETROIT (MLB)	88	298	39	70	19	3	11	26	27	94	7	.235	.310	.430
2020	DETROIT (MLB)	30	97	19	26	9	0	5	14	7	34	1	.268	.333	.515
2021	Toledo (AAA)	73	269	31	62	14	0	7	26	28	103	1	.230	.312	.361
	DETROIT (MLB)	36	100	9	17	2	0	2	9	5	42	2	.170	.210	.250
	MLB Totals (8 seasons)	540	2072	302	539	104	20	63	279	186	654	71	.260	.328	.421
	MLB Totals (6 seasons)	352	1093	138	232	58	10	32	98	72	389	29	.212	.275	.371

STORM CHASERS ORGANIZATION

2022 OMAHA STORM CHASERS

2021 SEASON IN REVIEW

LEAGUE INFORMATION

ROYALS ORGANIZATION

HISTORY & RECORDS

PLAYER & COACH DATABASE

GENERAL INFORMATION

# MARCELO MARTINEZ | LEFT-HANDED PITCHER



**HEIGHT:** 6'2"  
**WEIGHT:** 190

**BATS:** LEFT  
**THROWS:** LEFT

**BORN:** Aug. 10, 1996  
**BIRTHPLACE:** Reynosa, Tamaulipas, Mexico  
**AGE:** 25 (turns 26 on Aug. 10)  
**ACQUIRED:** Signed as International FA - March 7, 2018



## SINGLE-GAME CAREER HIGHS

**IP (START):** 6.2, 9/9/21 @ STP  
**IP (RELIEF):** 5.0, 4/5/19 vs. DEL  
**RUNS ALLOWED:** 8, 2x, last - 8/11/21 vs. IOW

**WALKS:** 5, 4/30/19 @ FRE  
**STRIKEOUTS:** 12, 2x, last - 8/1/18 @ PUL  
**MOST HITS ALLOWED:** 10, 7/13/21 @ IND

## AWARDS AND ACCOLADES

Double-A Central Pitcher of the Week - 6/6/21 (NWA)  
2018 *Baseball America* Rookie All-Star (BUR)  
Appalachian League Pitcher of the Week - 8/5/18 (BUR)

### Personal

- Resides in Reynosa, Mexico during the offseason
- Made four appearances in the Mexican League in 2017 with Sultanes de Monterrey, striking out three batters across 3.0 innings
- Pitched four seasons in the Mexican Pacific Winter League for Naranjeros de Hermosillo from 2017-2021, posting a 2.23 ERA in 72.2 innings across 54 games (one start)

### Career Transactions

- Signed by Kansas City as an international free agent on 3/7/18

### 2021

- Split the season between Double-A Northwest Arkansas and Triple-A Omaha
- Combined for a Royals-organization-leading 24 starts and 112.2 innings between Double-A and Triple-A
- Allowed a career-high 26 total home runs, including 19 in 84.1 innings with Omaha
- Led Omaha in total starts (17) and quality starts (5) while ranking second on the team in innings (84.1) and fourth in strikeouts (84)
- Went 5-1 with a 2.82 ERA across 44.2 innings in nine appearances (eight starts) on the road and 0-6 with a 7.71 ERA across 39.2 innings in nine starts at home
- Eclipsed 5.0 innings in 11 of 17 starts with Omaha and completed at least 6.0 innings a team-best six times
- Made Triple-A debut on June 19 vs. Louisville following five starts with Double-A Northwest Arkansas, allowing a career-high eight runs on nine hits in 2.0 innings
- Recorded three straight starts of 5.0+ innings and one run allowed from 6/25-7/7, including 6.0 innings of one-run ball on 7/7 vs. Toledo for first quality start at Triple-A level
- Allowed a career-high 10 hits on 7/13 @ Indianapolis, allowing three runs in 4.2 innings while striking out five and walking none
- Issued a season-high four walks on 7/24 vs. St. Paul, striking out six across 5.0 shutout innings
- Made lone relief appearance of the season on 7/30 @ Toledo, allowing four runs (one earned) in 3.0 innings with four strikeouts and zero walks in game started by Brady Singer on a rehab assignment
- Posted a 3.08 ERA in team-high 26.1 innings in July, striking

- out 28 and walking eight across six appearances (five starts)
- Began August with career-high 6.1 innings on 8/4 @ Columbus, allowing one run on three hits with six strikeouts and one walk to record second quality start of season
- Tied season-high with eight runs allowed on 8/11 vs. Iowa, tying a season high with four walks across 3.0 innings
- Allowed a season-high three home runs on 8/17 vs. Columbus, yielding five runs on seven hits in 5.0 innings
- Recorded third quality start of the season on 8/28 @ Iowa, tossing 6.0 shutout innings with six strikeouts and two walks
- Completed 6.0+ innings four times in a five-start span from 8/28-9/22, recording three quality starts in that span
- Established a new career high with 6.2 innings on 9/9 @ St. Paul, allowing two runs on five hits with seven strikeouts and no walks
- Struck out season-high nine batters on 9/15 vs. Iowa, allowing four runs on six hits—with all four runs and five of the six hits occurring in the fifth inning—in 6.0 innings
- Threw 6.0 innings for the second consecutive start on 9/22 vs. Indianapolis, allowing one run on five hits with four strikeouts and zero walks
- Went 19.1 innings from 9/2-9/29 without issuing a walk, a streak that spanned his final five starts of the season
- Allowed at least one home run in eight of his last nine starts, including each of his final five

### 2020

- Did not play or participate in organization activities

### 2019

- Began the season with Low-A Lexington before spending most of the season with High-A Wilmington
- Threw a career-high 130.1 innings and tallied a career-best 118 strikeouts between the two levels

### 2018

- Spent most of the season with rookie-level Burlington while also pitching from rookie-level Idaho Falls and Low-A Lexington
- Led Appalachian League in ERA (2.68), strikeouts (71), K/9 (11.2), batting average against (.216), and WHIP (1.00) to earn Burlington Pitcher of the Year honors

YR	CLUB	W-L	ERA	G	GS	CG	SHO	SV	IP	H	R	ER	HR	BB	SO
2018	Burlington (ROK)	5-3	2.68	10	10	1	1	0	57.0	46	18	17	3	11	71
	Idaho Falls (ROK)	0-1	1.50	2	0	0	0	0	6.0	4	1	1	1	2	10
	Lexington (A-)	1-0	4.50	1	1	0	0	0	6.0	4	3	3	1	1	9
	2018 MILB Totals (ROK/A-)	6-4	2.74	13	11	1	1	0	69.0	54	22	21	5	14	90
2019	Lexington (A-)	0-0	2.00	2	0	0	0	1	9.0	9	2	2	1	0	10
	Wilmington (A+)	6-7	4.23	25	21	0	0	1	121.1	112	59	57	16	37	108
	2019 MILB Totals (A-/A+)	6-7	4.07	27	21	0	0	2	130.1	121	61	59	17	37	118
2020	Did not play (no Minor League season)														
2021	Northwest Arkansas (AA)	1-2	5.08	7	7	0	0	0	28.1	21	16	16	7	11	33
	Omaha (AAA)	5-7	5.12	18	17	0	0	0	84.1	90	52	48	19	27	84
	2021 MILB Totals (AA/AAA)	6-9	5.11	25	24	0	0	0	112.2	111	68	64	26	38	117
	MILB Totals (3 seasons)	18-20	4.14	69	56	1	1	2	315.0	291	152	145	48	91	328

# MJ MELENDEZ | CATCHER



**HEIGHT:** 6'11"  
**WEIGHT:** 190

**BATS:** LEFT  
**THROWS:** RIGHT

**BORN:** Nov. 29, 1998  
**BIRTHPLACE:** Daytona Beach, Fla.  
**AGE:** 23  
**DRAFTED:** 2nd round (52nd overall) - 2017  
**SCHOOL:** Westminster Christian (Fla.)



## SINGLE-GAME CAREER HIGHS

**HITS:** 4, 3x, last - 8/27/21 @ IOW  
**RUNS:** 3, 7x, last - 9/26/21 vs. IND  
**HOME RUNS:** 2, 8x, last - 9/26/21 vs. IND

**RBI:** 6, 5/21/18 vs. ROM  
**STOLEN BASES:** 2, 6/28/19 @ FRE  
**HITTING STREAK:** 11 games, 9/17/21-10/2/21

## AWARDS AND ACCOLADES

- 2021 Joe Baumann Award (OMA)
- 2021 MiLB Top Offensive Player (OMA)
- 2021 Baseball America Minor League All-Star - C (OMA)
- 2021 MiLB Pipeline Prospect Team of the Year - C (OMA)
- 2021 MiLB Organizational All-Star (OMA)
- Double-A Central Player of the Month - July 2021 (NWA)
- Double-A Central Offensive Player of the Week - 7/25/21 (NWA)
- Double-A Central Offensive Player of the Week - 7/18/21 (NWA)
- Double-A Central Offensive Player of the Week - 7/4/21 (NWA)
- 2019 Carolina League Midseason All-Star (WIL)
- 2018 MiLB Organizational All-Star (LEX)
- 2018 South Atlantic League Midseason All-Star (LEX)
- South Atlantic League Player of the Week - 5/20/18 (LEX)

## Personal

- Mervyl S. Melendez, Jr.
- Graduated from Westminster Christian High School (Fla.)
- Father, Mervyl Sr., the head coach at Florida International University

## Career Transactions

- Selected by Kansas City in the second round (52nd overall) of the 2017 MLB Draft
- Added to the Royals' 40-man roster on 11/19/21

## 2021

- Split the season between Double-A Northwest Arkansas and Triple-A Omaha, leading Minor League Baseball with 41 home runs, including 13 with the Storm Chasers
- Threw out 22 of 71 would-be base-stealers in 2021 (31%), including five in 20 attempts in Triple-A
- Among Storm Chasers with a minimum of 150 plate appearances, led team in on-base percentage (.413) and OPS (1.033)
- Become first primary catcher to win Joe Baumann Award and joined Craig Brazell (39, 2007) and Mike Moustakas (36, 2010) as Omaha players to win the award
- Recorded the first 40+ home run season in Minor League Baseball since 2016 (Dylan Cozens, 40) and hit the most home runs in Minor League Baseball since 2014 (Kris Bryant, 43)
- Posted the first 40+ home run season by a primary catcher since 1995 (Todd Greene, 40) and the third 40+ home run season by a Royals minor leaguer, joining Chris Hatcher (46, 1998) and Brandon Berger (40, 2001)
- Of his 41 total home runs, 30 came as a catcher, seven as a designated hitter, and four as a third baseman
- Named the Top Offensive Player in Minor League Baseball as part of MiLB Award voting, earning 33% of a fan vote that included Anthony Volpe (28%), Bobby Witt Jr. (20%), José Marmolejos (11%), and Julio Rodriguez (8%)
- Ranked second in Minor League Baseball in RBIs (103), fourth in extra-base hits (66), and fourth in OPS (1.011)
- Led Royals minor leaguers and tied for 10th in Minor League Baseball in wRC+ (162)
- Began the season with Double-A Northwest Arkansas, hitting two home runs on Opening Day on 5/4 @ Arkansas
- Hit back-to-back-to-back home runs with Bobby Witt Jr.

## and Nick Pratto on 5/30 vs. San Antonio

- Named Royals Double-A Co-Player of the Month for May with Nick Pratto, batting .324 with seven home runs and 18 RBIs
- Reached base in 27 consecutive games from 6/19-7/18, hitting .299 with a .385 on-base percentage in that span
- Named Double-A Central Player of the Month for July, setting Naturals' single-month records for home runs (12) and runs scored (28)
- At time of promotion to Triple-A on 8/10, led Double-A in home runs (28), RBIs (65), slugging percentage (.628), extra-base hits (46), and total bases (187)
- Made Triple-A debut on 8/11 vs. Iowa, going 1-for-5 with a two-run homer while also throwing out a runner at third base
- Went 4-for-4 with two home runs, triple, four RBIs, and a walk on 8/27 at Iowa, hitting a two-run homer in final at-bat with chance to complete cycle with a double
- Made career debut at third base on 8/31 vs. Toledo
- Homered on 9/12 @ St. Paul to take Minor League lead in homers with 37
- Hit grand slam on 9/18 vs. Iowa for 10th Triple-A home run
- Recorded second multi-homer game at Triple-A level in home finale on 9/26 vs. Indianapolis, hitting his 40th and 41st home runs of the season
- Went 2-for-5 with a double and three RBIs to eclipse 100 RBIs on the season on 10/1 at Iowa
- Hit safely in season-best 11 straight games from 9/17-10/2, batting .396 with four doubles and four home runs in that span
- Finished the season in the midst of a season-best 16-game on-base streak from 9/11-10/3, batting .345/.426/.655 with four doubles and four home runs in that span

## 2020

- Spent the season at the Royals' Alternate Training Site in Kansas City, Kan., and participated in postseason camp at Kauffman Stadium

## 2019

- Hit career-worst .163 with Carolina League-worst 165 strikeouts in 110 games during season with High-A Wilmington
- Threw out 36 of 60 would-be base-stealers (60.0%)
- Won 2019 Carolina League championship

## 2018

- Spent entire season with Low-A Lexington, ranking fourth in the South Atlantic League in RBIs (73) and fifth in homers (19)
- Earned co-Player of the Year honors with Seuly Matias
- Started at catcher for South Division in South Atlantic League All-Star Game
- Won 2018 South Atlantic League championship

## 2017

- Reached safely in 41 of 47 games with AZL Royals

YR	CLUB	G	AB	R	H	2B	3B	HR	RBI	BB	SO	SB	AVG	OPB	SLG
2017	AZL Royals (ROK)	47	168	25	44	8	3	4	30	26	60	4	.262	.374	.417
2018	Lexington (A-)	111	419	52	105	26	9	19	73	43	143	4	.251	.322	.492
2019	Wilmington (A-)	110	363	34	59	23	2	9	54	44	165	7	.163	.260	.311
2020	Did not play (No Minor League season)														
2021	Northwest Arkansas (AA)	79	298	58	85	18	0	28	65	43	76	2	.285	.372	.628
	Omaha (AAA)	44	150	37	44	4	3	13	38	32	39	1	.293	.413	.620
	2021 MiLB Totals (AA/AAA)	123	448	95	129	22	3	41	103	75	115	3	.288	.386	.625
	MiLB Totals (4 seasons)	391	1398	206	337	79	17	73	260	188	483	18	.241	.333	.479

STORM CHASERS ORGANIZATION

2022 OMAHA STORM CHASERS

2021 SEASON IN REVIEW

LEAGUE INFORMATION

ROYALS ORGANIZATION

HISTORY & RECORDS

PLAYER & COACH DATABASE

GENERAL INFORMATION

# DANIEL MENGDEN | RIGHT-HANDED PITCHER



**HEIGHT:** 6'11"      **BATS:** RIGHT  
**WEIGHT:** 215      **THROWS:** RIGHT

**BORN:** Feb. 19, 1993  
**BIRTHPLACE:** Houston, Texas  
**AGE:** 29  
**ACQUIRED:** Signed as MiLB FA - March 10, 2022  
**SCHOOL:** Texas A&M  
**MLB SERVICE TIME:** 3 years and 88 days  
**MLB DEBUT:** June 11, 2016 at CIN



## SINGLE-GAME CAREER HIGHS

**IP (START):** 7.0, 11x, last - 4/20/19 @ FRE  
**IP (RELIEF):** 6.0, 4/9/19 vs. SAC  
**RUNS ALLOWED:** 8, 6/1/15 @ HD

**WALKS:** 4, 3x, last - 6/19/15 vs. LE  
**STRIKEOUTS:** 9, 2x, last - 4/9/19 vs. SAC  
**MOST HITS ALLOWED:** 12, 6/13/15 @ LE

## AWARDS AND ACCOLADES

Texas League Pitcher of the Week - 4/17/16 (MID)

## PERSONAL

- Daniel Joseph Mengden
- Resides in Houston, Texas with his wife, Danielle
- Three-time District 20-5A MVP in baseball at Westside High School in Houston, Texas
- Lettered twice for the WHS swimming team

## CAREER TRANSACTIONS

- Selected by Houston in the fourth round (106th overall) of the 2014 MLB Draft
- Traded by Houston to Oakland along with C Jacob Nottingham on 7/23/15 in exchange for LHP Scott Kazmir
- Signed by Kansas City as a MiLB free agent on 3/10/22

## 2021

- Spent entire season with KIA Tigers of KBO, playing for former Oakland third base coach Matt Williams

## 2020

- Underwent arthroscopic surgery on right elbow on 2/10
- Made four appearances for Oakland before being placed on the 10-day Injured List after testing positive for COVID-19

## 2019

- Split season between Triple-A Las Vegas and Oakland
- Allowed three runs on six hits in 5.0 innings on 8/10 @ Omaha
- Underwent endoscopy and colonoscopy during 2019-2020 offseason to address gastrointestinal problem

## 2018

- Spent most of the season with Oakland while spending most of July and August with Triple-A Nashville
- Threw complete-game shutout on 5/26 vs. Arizona, allowing two hits and striking out five with zero walks
- Made six appearances (one start) with Oakland following return to Major Leagues on 8/27

## 2017

- Split season between Triple-A Nashville and Oakland

YR	CLUB	W-L	ERA	G	GS	CG	SHO	SV	IP	H	R	ER	HR	BB	SO
2014	GCL Astros (ROK)	0-0	4.26	4	0	0	0	0	6.1	4	3	3	0	0	11
	Tri-City (ROK)	0-0	1.93	2	1	0	0	0	4.2	5	1	1	0	1	6
	<b>2014 MiLB Totals (ROK)</b>	<b>0-0</b>	<b>3.27</b>	<b>6</b>	<b>1</b>	<b>0</b>	<b>0</b>	<b>0</b>	<b>10.0</b>	<b>9</b>	<b>4</b>	<b>4</b>	<b>0</b>	<b>1</b>	<b>17</b>
2015	Quad Cities (A-)	4-1	1.16	8	6	0	0	0	38.2	30	7	5	1	8	36
	Lancaster (A+)	2-1	5.26	10	8	0	0	1	49.2	59	30	29	4	18	48
	Stockton (A+)	4-2	4.25	8	8	0	0	0	42.1	39	23	20	6	10	41
	<b>2015 MiLB Totals</b>	<b>10-4</b>	<b>3.72</b>	<b>26</b>	<b>22</b>	<b>0</b>	<b>1</b>	<b>130.2</b>	<b>128</b>	<b>60</b>	<b>54</b>	<b>11</b>	<b>36</b>	<b>125</b>	
2016	Midland (AA)	2-0	0.79	4	4	0	0	0	23.0	15	2	2	0	12	28
	Nashville (MLB)	8-2	1.67	13	13	0	0	0	75.1	54	15	14	4	17	67
	<b>2016 MiLB Totals (AA/AAA)</b>	<b>10-2</b>	<b>1.46</b>	<b>17</b>	<b>17</b>	<b>0</b>	<b>0</b>	<b>98.1</b>	<b>69</b>	<b>17</b>	<b>16</b>	<b>4</b>	<b>29</b>	<b>95</b>	
2017	AZL Athletics (ROK)	0-0	0.00	2	2	0	0	0	5.0	1	0	0	0	3	9
	Nashville (AAA)	2-4	4.17	9	9	0	0	0	41.0	40	20	19	5	18	40
	Oakland (MLB)	3-2	3.14	7	7	1	1	0	43.0	36	16	15	6	9	29
	<b>2017 MiLB Totals (ROK/AAA)</b>	<b>2-4</b>	<b>3.72</b>	<b>11</b>	<b>11</b>	<b>0</b>	<b>0</b>	<b>46.0</b>	<b>41</b>	<b>20</b>	<b>19</b>	<b>5</b>	<b>21</b>	<b>49</b>	
2018	Nashville (AAA)	4-1	2.98	9	8	0	0	0	45.1	39	17	15	2	7	34
	Oakland (MLB)	7-6	4.05	22	17	1	1	0	115.2	103	58	52	18	26	72
2019	Las Vegas (AAA)	4-3	4.22	13	10	0	0	0	64.0	56	37	30	8	20	61
	Oakland (MLB)	5-2	4.83	13	9	0	0	1	59.2	59	32	32	7	27	42
2020	Oakland (MLB)	0-1	3.65	4	1	0	0	0	12.1	14	5	5	2	7	10
2021	Kia Tigers (KBO)	8-3	3.60	21	21	0	0	0	120.0	109	53	48	12	35	104
	<b>MLB Totals (5 seasons)</b>	<b>30-14</b>	<b>3.14</b>	<b>82</b>	<b>69</b>	<b>0</b>	<b>0</b>	<b>1</b>	<b>395.1</b>	<b>342</b>	<b>155</b>	<b>138</b>	<b>30</b>	<b>114</b>	<b>381</b>
	<b>MLB Totals (4 seasons)</b>	<b>17-20</b>	<b>4.64</b>	<b>60</b>	<b>48</b>	<b>2</b>	<b>2</b>	<b>1</b>	<b>302.2</b>	<b>295</b>	<b>165</b>	<b>156</b>	<b>42</b>	<b>102</b>	<b>224</b>
	<b>KBO Totals (1 season)</b>	<b>8-3</b>	<b>3.60</b>	<b>21</b>	<b>21</b>	<b>0</b>	<b>0</b>	<b>0</b>	<b>120.0</b>	<b>109</b>	<b>53</b>	<b>48</b>	<b>12</b>	<b>35</b>	<b>104</b>

- Made sesason debut with Triple-A Nashville in May following recovery from right foot surgery

- Faced Omaha twice, throwing 7.0 shutout innings with five strikeouts on 5/23 vs. Omaha and allowing four runs (three earned) in 5.0 innings on 8/29 vs. Omaha
- Threw complete-game shutout with seven strikeouts on 9/15 @ Philadelphia

## 2016

- Began season with Double-A Midland before splitting season between Triple-A Nashville and Oakland
- Posted a 0.78 ERA in four starts (23.0 IP) with Double-A Midland prior to promotion to Triple-A Nashville
- Made Triple-A debut on 5/2 vs. Iowa, throwing 6.0 shutout innings
- Allowed two runs on two hits in 5.0 innings with seven strikeouts on 6/5 @ Omaha in final Triple-A start before MLB debut
- Made MLB debut on 6/11 @ Cincinnati, striking out five and walking four while allowing two runs on six hits in 5.2 innings
- Threw a Major League career-best 7.2 innings on 6/27 @ San Francisco to earn first career MLB win
- Tossed 5.0 shutout innings on 8/23 @ Omaha
- Fired 7.0 shutout innings with six strikeouts on 9/9 @ Kansas City

## 2015

- Began season with Low-A Quad Cities before splitting time between High-A Lancaster and High-A Stockton
- Posted 1.16 ERA through eight outings (38.2 IP) with River Bandits prior to promotion to High-A Lancaster

## 2014

- Split first professional season between GCL Astros and rookie-level Tri-City

## COLLEGE

- Played three seasons at Texas A&M (2012-2014), posting a 3.20 ERA across 54 games (36 starts)
- Pitched six games for the 2013 USA Collegiate National Team, where he was teammates with current Major Leaguers Alex Bregman, Ryan Burr, Matt Chapman, Michael Conforto, Carlos Rodon, Kyle Schwarber, and Trea Turner, among others
- Contributed as a two-way player in 2012 and 2013

2022 OMAHA STORM CHASERS



# ÁNDRES NÚÑEZ | RIGHT-HANDED PITCHER



**HEIGHT:** 6'4"  
**WEIGHT:** 240

**BATS:** RIGHT  
**THROWS:** RIGHT

**BORN:** Sept. 20, 1995  
**BIRTHPLACE:** Southwest Ranches, Fla.  
**AGE:** 26 (turns 27 on Sept. 20)  
**DRAFTED:** 29th Round (872nd overall) - 2018  
**SCHOOL:** Florida International University



## SINGLE-GAME CAREER HIGHS

**IP (START):** 2.2, 10/1/21 @ IOW  
**IP (RELIEF):** 5.0, 6/23/19 vs. GVL  
**RUNS ALLOWED:** 8, 9/11/21 @ STP

**WALKS:** 3, 2x, last - 6/13/21 @ FRI  
**STRIKEOUTS:** 6, 7/16/19 @ ROM  
**MOST HITS ALLOWED:** 5, 3x, last - 6/19/21 @ SA

### Personal

- Andrés Núñez
- Resides in Southwest Ranches, Fla. during the offseason
- Father, Rodolfo, is a tennis pro and played collegiatly at Shorter College
- Graduated from Archbishop McCarthy HS (Fla.), where he won two state championships, two regional titles, and three district titles as a member of the baseball team

### Career Transactions

- Selected by Kansas City in the 29th round (872nd overall) of the 2018 MLB Draft

### 2021

- Spent most of the season with Double-A Northwest Arkansas before finishing the year with Triple-A Omaha
- Threw a career-high 74.2 innings, over 20.0 more innings than his previous career best (53.0, 2019), with a career-high 85 strikeouts in a career-high 47 total appearances
- One of 12 pitchers in Minor League Baseball with at least 70.0 innings-pitched and one start or fewer, ranking third among that group with 74.2 total innings
- Posted a 2.76 ERA in May across 16.1 innings, striking out 13 and walking five in nine outings
- Made Triple-A debut on 7/25 vs. St. Paul, allowing three runs on three hits in second inning of outing after 1-2-3 first inning
- Threw Triple-A season-high 2.2 innings of relief on 7/31 @ Toledo, facing the minimum and striking out three
- Recorded season-best 7.2-inning scoreless streak from 7/25-8/7, a stretch that spanned first six Triple-A outings
- Gave up first Triple-A homer on 8/7 @ Columbus, snapping scoreless streak
- Faced four batters and gave up a run on three hits in 0.2 innings on 8/15 vs. Iowa
- Transferred to Double-A Northwest Arkansas on 8/21, earning four saves in four opportunities and throwing 12.0 scoreless innings with 13 strikeouts across six appearances before returning to Triple-A Omaha on 9/10
- Yielded a career-high eight runs on three hits—including a home run—one walk, and three hit batters in 1.2 innings on 9/11 @ St. Paul
- Threw 2.0 scoreless innings and struck out three on 9/24 vs. Indianapolis
- Recorded three straight scoreless outings from 9/19-9/26 to finish September, combining to throw 3.2 scoreless innings with six strikeouts and two walks
- Won Double-A Central Championship but did not appear in a postseason game after promotion to Triple-A Omaha
- Made first career start on 10/1 @ Iowa in final appearance of the season, allowing one run on three hits with four

strikeouts and one walk in 2.2 innings in spot start  
**2020**

- Did not participate in organization activities

### 2019

- Spent entire season with Low-A Lexington
- Recorded a career-best 2.21 ERA
- Posted a 11.55 K/9 in 53.0 innings
- Named Lexington's Pitcher of the Month for July, recording a 2.04 ERA in 17.2 innings across seven appearances
- Did not allow an earned run across seven appearances and 9.1 innings in August
- Won South Atlantic League Championship but did not appear in the postseason

### 2018

- Split first professional season between AZL Royals and rookie-level Burlington
- Allowed four runs on five hits in 0.2 innings with one hit batter in professional debut on 6/18 vs. AZL Mariners
- Notched first save on 7/15 (1) vs. AZL Angels with 2.0 scoreless innings
- Did not allow a run over final three outings of the season with Burlington from 8/21-8/29, a stretch that spanned 5.2 innings

### COLLEGE

- Played at Florida International University for four years (2015-2018), playing for fellow Royals minor leaguer MJ Melendez' father, Mervyl Melendez
- Earned All-Conference USA Second Team honors in 2018, posting a team-leading 3.42 ERA with 77 strikeouts in 16 appearances (11 starts)
- Missed 2017 season with latissimus injury

YR	CLUB	W-L	ERA	G	GS	CG	SHO	SV	IP	H	R	ER	HR	BB	SO	
2018	AZL Royals (ROK)	1-0	3.12	11	0	0	0	1	17.1	13	6	6	0	3	20	
	Burlington (ROK)	0-0	2.45	4	0	0	0	0	7.1	6	2	2	1	4	7	
	<b>2018 MiLB Totals (ROK)</b>	<b>1-0</b>	<b>2.92</b>	<b>15</b>	<b>0</b>	<b>0</b>	<b>0</b>	<b>1</b>	<b>24.2</b>	<b>19</b>	<b>8</b>	<b>8</b>	<b>1</b>	<b>7</b>	<b>27</b>	
2019	Lexington (A-)	3-2	2.21	26	0	0	0	2	53.0	46	18	13	3	12	68	
	<b>2020</b>	Did not play (no Minor League season)														
2021	Northwest Arkansas (AA)	6-3	2.94	30	0	0	0	4	52.0	46	21	17	5	15	58	
	Omaha (AAA)	0-0	6.35	17	1	0	0	0	22.2	23	17	16	3	10	27	
	<b>2021 MiLB Totals (AA/AAA)</b>	<b>6-3</b>	<b>3.98</b>	<b>47</b>	<b>1</b>	<b>0</b>	<b>0</b>	<b>4</b>	<b>74.2</b>	<b>69</b>	<b>38</b>	<b>33</b>	<b>8</b>	<b>25</b>	<b>85</b>	
	<b>MiLB Totals (3 seasons)</b>	<b>10-5</b>	<b>3.19</b>	<b>88</b>	<b>1</b>	<b>0</b>	<b>0</b>	<b>7</b>	<b>152.1</b>	<b>134</b>	<b>64</b>	<b>54</b>	<b>12</b>	<b>44</b>	<b>180</b>	

STORM CHASERS ORGANIZATION

2022 OMAHA STORM CHASERS

2021 SEASON IN REVIEW

LEAGUE INFORMATION

ROYALS ORGANIZATION

HISTORY & RECORDS

PLAYER & COACH DATABASE

GENERAL INFORMATION

# EDWARD OLIVARES | OUTFIELDER



**HEIGHT:** 6'2"  
**WEIGHT:** 190

**BATS:** RIGHT  
**THROWS:** RIGHT

**BORN:** March 6, 1996  
**BIRTHPLACE:** Caracas, Venezuela  
**AGE:** 26  
**ACQUIRED:** Trade w/ SDP - Aug. 29, 2020  
**MLB SERVICE TIME:** 1 year, 45 days  
**MLB DEBUT:** July 25, 2020 vs. ARI



## SINGLE-GAME CAREER HIGHS

**HITS:** 5, 8/20/14 @ DSL BRW  
**RUNS:** 4, 3x, last - 7/25/18 @ LAN  
**HOME RUNS:** 3, 5/5/19 vs. ARK

**RBI:** 5, 2x, last - 7/19/19 vs. NWA  
**STOLEN BASES:** 3, 6/30/15 @ TIG  
**HITTING STREAK:** 14 games, 5/31/17-6/15/17

### AWARDS AND ACCOLADES

- 2019 MiLB Padres Organizational All-Star
- 2019 Texas League Postseason All-Star (AMA)
- 2019 Texas League Midseason All-Star (AMA)
- Texas League Player of the Week - 5/5/19 (AMA)
- 2018 California League Midseason All-Star (LE)
- 2017 MiLB Blue Jays Organizational All-Star
- Midwest League Player of the Week - 7/9/19 (LAN)

### Personal

- Edward Daniel Olivares Nunez

### Career Transactions

- Signed by Toronto as an international free agent on 7/2/14
- Traded by Toronto to San Diego with RHP Jared Carkuff for INF Yangervis Solarte on 1/6/18
- Added to San Diego's 40-man roster for the first time on 11/20/18
- Traded by San Diego to Kansas City with OF Blake Perkins and a player to be named later (RHP Dylan Coleman) for RHP Trevor Rosenthal on 8/29/20

### 2021

- Spent most of the season with Triple-A Omaha while playing 39 games with Kansas City across six stints
- Led Storm Chasers in average (.313) among players with a minimum of 150 plate appearances and finished fifth in games played (66)
- Among Triple-A East hitters with a minimum of 250 plate appearances, ranked fourth in average (.313), eighth in OBP (.397), and 10th in SLG (.559) to be the only player to rank in the top 10 in each category
- One of 10 players in the Royals organization to finish the season with 10+ home runs, 10+ doubles, and 10+ stolen bases
- Played 21 of his 66 games with Omaha against Iowa, batting .370/.469/.679 with 22 runs, 30 hits, five doubles, six home runs, 15 RBIs, 13 walks, and five steals against the I-Cubs
- Made Omaha debut on Opening Day on 5/4 vs. St. Paul, tripling in first at-bat to lead off the first inning in 2-for-4 performance with a triple and home run
- Began season with nine-game hitting streak from 5/4-13, batting .378 (14-for-37) with one double, one triple, two home runs, eight runs scored, and eight RBIs in that span
- Began season with season-best 14-game on-base streak from 5/4-5/20, batting .382/.477/.691 with 21 hits, 14 runs scored, four home runs, five stolen bases, and 12 RBIs in that span
- Hit leadoff in each of his 20 games in May, batting .395/.473/.654 with 11 multi-hit games
- Recalled by Kansas City for the first time on 5/29 and went 4-for-11 (.364) in three games before being optioned on 6/3
- Went 0-for-5 on 6/4 vs. Iowa and was recalled by Kansas City on 6/6 before being optioned on 6/9
- Played three games with Omaha from 6/11-13, going 5-for-14 (.357) with one home run before being recalled on 6/14
- Went 1-for-5 in two games with the Royals on 6/14 and 6/15 vs. Detroit before being optioned to Triple-A Omaha on 6/17
- Finished a triple shy of the cycle in rain-shortened game on 6/24 at Iowa
- Hit first MLB home run of 2021 on 7/3 vs. Minnesota before being optioned to Triple-A Omaha on 7/4 following three games with the Royals from June 30-July 3
- Hit fourth in lineup for first time on 7/20 vs. St. Paul behind Bobby Witt

YR	CLUB	G	AB	R	H	2B	3B	HR	RBI	BB	SO	SB	AVG	OPB	SLG
2014	DSL Blue Jays (ROK)	40	140	31	44	5	3	1	22	20	23	12	.314	.436	.414
2015	GCL Blue Jays (ROK)	38	116	21	23	8	1	3	10	11	27	14	.198	.345	.362
2016	Bluefield (ROK)	15	55	8	15	3	1	1	6	5	12	1	.273	.339	.418
2017	Bluefield (A-)	101	426	82	118	26	9	17	65	22	82	18	.277	.371	.505
	Lansing (A+)	19	68	11	15	1	1	0	7	8	17	2	.221	.312	.265
	Dunedin (A+)	120	494	93	133	27	10	17	72	30	99	20	.269	.327	.468
2018	Lake Elsinore (A+)	129	531	79	147	25	10	12	62	29	102	21	.277	.321	.429
2019	Amarillo (AA)	127	488	85	138	25	2	18	77	43	98	35	.283	.341	.453
2020	SAN DIEGO (MLB)	13	34	4	6	1	0	1	3	2	14	0	.176	.222	.294
	KANSAS CITY (MLB)	18	62	5	17	1	1	2	7	2	11	0	.274	.292	.419
	2020 MLB Totals	31	96	9	23	2	1	3	10	4	25	0	.240	.267	.375
2021	Omaha (AAA)	66	256	54	80	12	3	15	36	29	46	12	.313	.397	.559
	KANSAS CITY (MLB)	39	101	14	24	2	0	5	12	5	19	2	.238	.291	.406
	2021 MLB Totals (7 seasons)	535	2080	371	580	105	30	67	285	167	407	115	.279	.349	.455
	2021 MLB Totals (2 seasons)	70	197	23	47	4	1	8	22	9	44	2	.239	.280	.391

### Jr. (2) and Nick Pratto (3) in their Triple-A debuts

- Hit back-to-back home runs with Bobby Witt Jr. on 7/27 @ Toledo
- Recalled by Kansas City on 7/31 and went 6-for-25 (.240) with three home runs in nine games with the Royals before being optioned on 8/10
- Threw out runner at the plate with relay from Bobby Witt Jr. on 8/14 vs. Iowa
- Homered in return to Royals on 8/27 @ Seattle
- Went 8-for-41 (195) in 18 games with Kansas City from 8/27-9/16 in longest MLB stint of the season before being optioned on 9/17
- Was appointed as 27th man for doubleheader on 9/20, optioned on 9/21, recalled on 9/24, went 2-for-3 on 9/25 at Detroit, and optioned on 9/28
- Played first game with Omaha since 8/24 on 10/1 @ Iowa, going 2-for-4 with two home runs, five RBIs, and four runs scored in 22-4 win
- Reached safely in 12 consecutive plate appearances from 10/1-10/3 to end the season with one home run, one double, three singles, five walks, and two hit-by-pitches
- Went 6-for-8 (.750) with one double, two home runs, seven RBIs, six walks, and eight runs scored across three games in October from Oct. 1-3

### 2020

- Began season with San Diego before trade to Kansas City
- Made MLB debut with San Diego on 7/25 vs. Arizona, going 1-for-3
- Hit first Major League home run as a pinch-hitter on 8/7 vs. Arizona
- Made Kansas City debut on 9/3 vs. Chicago (AL)
- Began Royals career with seven-game hitting streak, batting .387 (12-for-31) with a double, triple, two home runs and six RBIs in that span

### 2019

- Spent entire season with Double-A Amarillo
- Set career highs in home runs (18), RBIs (77), and steals (35)
- Clubbed career-high three home runs and set a career-high with five RBIs on 5/5 vs. Arkansas
- Reached base in all but two of 26 games in the month of July, batting .356/.407/.584 with six doubles and five home runs
- Hit .361 with two homers in nine postseason games to help Double-A Amarillo win the Texas League championship in their inaugural season

### 2018

- Spent entire season with High-A Lake Elsinore
- Ranked third in the California League in hits (147) and fourth in runs (79)

### 2017

- Spent most of season with Low-A Lansing before finishing year with High-A Dunedin

### 2016

- Played in 15 games for rookie-level Bluefield before season-ending injury

### 2015

- Spent the entire season the GCL Blue Jays

### 2014

- Spent his first pro season with the DSL Blue Jays
- Hit first professional home run on 7/23 vs. DSL Tigers

2022 OMAHA STORM CHASERS

# DREW PARRISH | LEFT-HANDED PITCHER



**HEIGHT:** 5'11"  
**WEIGHT:** 200

**BATS:** LEFT  
**THROWS:** LEFT

**BORN:** Dec. 8, 1997  
**BIRTHPLACE:** Cape Canaveral, Fla.  
**AGE:** 24  
**DRAFTED:** 8th round (229th overall) - 2019  
**SCHOOL:** Florida State University



## SINGLE-GAME CAREER HIGHS

**IP (START):** 7.0, 2x, last - 8/27/21 (1) vs. SPR  
**IP (RELIEF):** 5.1, 5/12/21 vs. CR  
**RUNS ALLOWED:** 5, 6/10/21 @ FRI

**WALKS:** 5, 8/21/21 @ TUL  
**STRIKEOUTS:** 9, 7/10/21 @ WCH  
**MOST HITS ALLOWED:** 7, 9/12/21 @ WCH

## AWARDS AND ACCOLADES

2021 MLB Organizational All-Star (NWA)  
Double-A Central Pitcher of the Month - Aug. 2021 (NWA)  
Double-A Central Pitcher of the Week - 8/29/21 (NWA)

## Personal

- Andrew Patrick Parrish
- Resides in Tallahassee, Fla. during the offseason
- Enters 2022 as the No. 30 prospect in the Royals organization per MLB Pipeline and No. 38 prospect per *Baseball America*

## Career Transactions

- Selected by Kansas City in the eighth round of the 2019 MLB Draft

## 2021

- Began season with High-A Quad Cities before spending most of the season with Double-A Northwest Arkansas
- Among qualified pitchers, ranked 14th in Minor League Baseball in WHIP (0.99), 14th in batting average against (.198), and 16th in ERA (2.83)
- Ranked fourth among Royals minor leaguers in innings (98.2) and fifth in strikeouts (118)
- Tallied the best ERA (2.83) and WHIP (0.99) among Royals minor leaguers with at least 70.0 innings
- Did not allow a run across four outings in May (one start) with Quad Cities, striking out 23 and walking three in 15.1 innings
- Established career-high of nine strikeouts on 5/23 @ Peoria, twirling 4.0 perfect innings in lone High-A start
- Pitched for Team USA as part of Olympic Qualifying team, earning the win in his lone appearance on 6/4 with 2.0 scoreless innings in a 10-1 win over Canada during the Baseball Americas Qualifier Super Round
- Made Double-A debut on 6/10 @ Frisco, allowing five runs on four hits with one strikeout and two walks in 1.2 innings
- Tossed career-high 7.0 shutout innings and tied career-high with nine strikeouts on 7/10 @ Wichita
- Threw 7.0-inning complete-game shutout on 8/27 (1) vs. Springfield, allowing two hits and striking out seven with zero walks to earn Double-A Central Pitcher of the Week honors
- Recorded a 1.13 ERA across five outings (four starts) in August, striking out 27 and walking eight in 24.0 innings to earn Double-A Central Pitcher of the Month honors
- Did not allow a home run from 7/22-9/12, a stretch of eight games (seven starts) and 40.2 innings
- Started Game 3 of the Double-A Central Championship Series on 9/24 @ Wichita, allowing two runs on three hits with five strikeouts and two walks in 4.0 innings to help Naturals sweep Wind Surge for title

## 2020

- Did not participate in organization activities

YR	CLUB	W-L	ERA	G	GS	CG	SHO	SV	IP	H	R	ER	HR	BB	SO
2019	Burlington (ROK)	3-0	2.52	9	4	0	0	0	25.0	19	7	7	4	4	39
2020									Did not play (no Minor League season)						
2021	Quad Cities (A+)	1-0	0.00	4	1	0	0	1	15.2	5	0	0	0	3	23
	Northwest Arkansas (AA)	5-4	3.36	18	17	1	1	0	83.0	65	34	31	8	25	95
	<b>2021 MLB Totals (A+/AA)</b>	<b>6-4</b>	<b>2.83</b>	<b>22</b>	<b>18</b>	<b>1</b>	<b>1</b>	<b>1</b>	<b>98.2</b>	<b>70</b>	<b>34</b>	<b>31</b>	<b>8</b>	<b>28</b>	<b>118</b>
	<b>MLB Totals (2 seasons)</b>	<b>9-4</b>	<b>2.77</b>	<b>31</b>	<b>22</b>	<b>1</b>	<b>1</b>	<b>1</b>	<b>123.2</b>	<b>89</b>	<b>41</b>	<b>38</b>	<b>12</b>	<b>32</b>	<b>157</b>

## 2019

- Made professional debut with rookie-level Burlington
- Did not pitch more than 3.0 innings in any outing
- Earned first career win on 7/11 @ Elizabethton, striking out five in 3.0 scoreless innings of relief
- Struck out eight across 3.0 perfect innings in final start on 8/24 vs. Pulaski
- Allowed one run in August across final four starts, posting a 0.79 ERA in 11.1 innings with 21 strikeouts and three walks
- Reached postseason with Burlington but did not appear in a postseason game

## COLLEGE

- Played three seasons at Florida State University (2017-2019), making trips to the College World Series in 2017 and 2019
- Was the Seminoles Friday night starter as a junior in 2019, striking out 112 in 81.2 innings across 17 outings (16 starts)
- Tossed 8.0 shutout innings with nine strikeouts against Arkansas on 6/15/19 in the opening game of the College World Series, his final collegiate start
- Named All-ACC First Team as a sophomore, recording a 2.52 ERA and 128 strikeouts in 107.0 innings
- Played for the USA Collegiate National Team during the 2018 summer along with current top prospects Adley Rutschman (BAL) and Spencer Torkelson (DET)
- Did not allow a run across 10.1 innings with the USA Collegiate National Team, striking out eight and issuing one walk
- Earned win against Cuba on 7/10 vs. Cuba in Havana, striking out five over 5.0 innings
- Threw 5.0 shutout innings with nine strikeouts on 6/11/17 against Sam Houston State to clinch berth in College World Series
- Made College World Series debut on 6/19/17 against Cal St. Fullerton, allowing four runs on four hits with four strikeouts and three walks in 5.2 innings

STORM CHASERS ORGANIZATION

2022 OMAHA STORM CHASERS

2021 SEASON IN REVIEW

LEAGUE INFORMATION

ROYALS ORGANIZATION

HISTORY & RECORDS

PLAYER & COACH DATABASE

GENERAL INFORMATION

# VINNIE PASQUANTINO | FIRST BASEMAN



**HEIGHT:** 6'4"  
**WEIGHT:** 245

**BATS:** LEFT  
**THROWS:** LEFT

**BORN:** Oct. 10, 1997  
**BIRTHPLACE:** Richmond, Va.  
**AGE:** 24  
**DRAFTED:** 11th round (319th overall) - 2019  
**SCHOOL:** Old Dominion University



## SINGLE-GAME CAREER HIGHS

**HITS:** 5, 8/11/19 @ **GRN**  
**RUNS:** 3, 4x, last - 5/26/21 @ **DAY**  
**HOME RUNS:** 2, 4x, last - 7/28/21 vs. **WCH**

**RBI:** 5, 3x, last - 8/8/21 @ **ARK**  
**STOLEN BASES:** 1, 6x, last - 9/19/21 vs. **SPR**  
**HITTING STREAK:** 10 games, 6/6/21-6/17/21

## AWARDS AND ACCOLADES

Double-A Central Offensive Player of the Week - 8/29/21 (NWA)  
High-A Central Offensive Player of the Week - 6/27/21 (QC)  
2019 MiLB Organizational All-Star (BUR)  
2019 Appalachian League Postseason All-Star (BUR)  
Appalachian League Player of the Month - Aug. 2019 (BUR)

## Personal

- Vincent Joseph Pasquantino
- Resides in Moseley, Virginia
- Graduated from James River HS (Midlothian, Va.) in 2019
- Learned he was drafted via FaceTime from a friend while sitting in a McDonald's drive-through
- Enters 2022 as the No. 5 prospect in the Royals organization per MLB Pipeline and the No. 10 prospect in the Royals organization per *Baseball America*
- Ranked as the No. 6 first base prospect in baseball per MLB Pipeline entering 2022

## Career Transactions

- Selected by Kansas City in the 11th round (319th overall) of the 2019 MLB Draft

## 2021

- Split season between High-A Quad Cities and Double-A Northwest Arkansas
- Led full-season Royals minor leaguers in average (.300), OBP (.394), K% (12.5%), and doubles (37) while ranking fourth in SLG (.563), fifth in home runs (24)
- Tied for second in Minor League Baseball in doubles (37), ranked sixth in extra-base hits (64), and 11th in total bases (246)
- Recorded the same number of walks (64), strikeouts (64), and extra-base hits (64) across 116 total games
- Hit .349 (38-for-109) in home games with Northwest Arkansas while batting .264 (24-for-91) in road games
- Hit .368 (21-for-57) against left-handed pitching at the Double-A level
- Homered on Opening Day on 5/4 @ South Bend
- Tied career-best with five RBIs by going 3-for-5 with a home run and three runs scored on 5/26 @ Dayton
- Hit .346/.409/.644 in 25 games in June after batting .174/.277/.500 in 22 games in May
- Logged career-best 10-game hitting streak from 6/6-6/17, batting .349 (15-for-43) with seven doubles, one home run, and seven RBIs in that span
- Reached base safely in 22 consecutive games from 6/6-7/2
- Recorded five straight multi-hit games from 7/13-7/17 before being promoted to Double-A Northwest Arkansas, going 11-for-19 (.579) in that span
- Made Double-A debut on 7/20 @ Tulsa, going 4-for-4 with a double
- Hit first Double-A home run on 7/22 @ Tulsa
- Went 2-for-4 with two home runs on 7/28 vs. Wichita
- Tied career-high with five RBIs on 8/8 @ Arkansas, going

2-for-5 with a double

- Hit .363/.439/.604 with 13 doubles, 13 strikeouts, and 13 walks in 26 games in August
- Batted .197 (12-for-61) with 14 walks and six strikeouts in 17 games in September to finish the regular season
- Won High-A Central Championship with Quad Cities but did not appear in a postseason game due to promotion to Double-A Northwest Arkansas
- Won Double-A Central Championship with Northwest Arkansas, going 3-for-10 (.300) with two doubles across three games in the Double-A Central Championship Series
- Hit two doubles and scored two runs on 9/22 vs. Wichita in the Naturals' 5-1 win in Game 2 of the Double-A Central Championship Series

## 2020

- Participated in the Royals postseason camp at Kauffman Stadium in October

## 2019

- Made professional debut with rookie-level Burlington
- Led Appalachian League in home runs (14), extra-base hits (33), total bases (125), and RBIs (53) while ranking second in slugging percentage (.592)
- Hit two home runs in first career game on 6/18 @ Bristol, going 2-for-4 with three runs scored, four RBIs, and two walks
- Went 2-for-5 with two home runs and three RBIs on 6/22 @ Princeton
- Drove in four as part of 4-for-5 performance on 7/6 vs. Pulaski, recording two doubles
- Collected a career-best five hits on 8/11 @ Greenville, going 5-for-5 with two doubles, two triples, two runs scored, and two RBIs
- Batted .381/.440/.690 across 23 games in August with seven doubles and five home runs to earn Appalachian League Player of the Month honors
- Hit .385 (10-for-26) with one home run across six postseason games to help lead Burlington to Appalachian League Championship Series

## COLLEGE

- Played at Old Dominion University for three seasons (2017-2019), playing in 141 total games and batting .309/.388/.507 with 32 doubles, 24 home runs, and 115 RBIs in his collegiate career
- Named First Team All-Conference USA as a junior in 2018
- Matched school record for hits in a game on 3/14/18 vs. VMI, going 6-for-6 with a home run and five RBIs
- Won 2017 Valley League Championship with Charlottesville's Tom Sox following freshman season

YR	CLUB	G	AB	R	H	2B	3B	HR	RBI	BB	SO	SB	AVG	OPB	SLG
2020	Burlington (ROK)	57	211	43	62	17	2	14	53	27	40	0	.294	.371	.592
2021	Quad Cities (A+)	61	237	44	69	20	3	13	42	33	38	4	.291	.384	.565
	Northwest Arkansas (AA)	55	200	35	62	17	0	11	42	31	26	2	.310	.405	.560
	2021 MiLB Totals (A+/AA)	116	437	79	131	37	3	24	84	64	64	6	.300	.394	.563
	MiLB Totals (2 seasons)	173	648	122	193	54	5	38	137	91	104	6	.298	.386	.573

# NICK PRATTO | FIRST BASEMAN



**HEIGHT:** 6'11" **BATS:** LEFT  
**WEIGHT:** 215 **THROWS:** LEFT

**BORN:** Oct. 6, 1998  
**BIRTHPLACE:** Huntington Beach, Calif.  
**AGE:** 23  
**DRAFTED:** 1st round (14th overall) - 2017  
**SCHOOL:** Huntington Beach (Calif.)



## SINGLE-GAME CAREER HIGHS

**HITS:** 4, 2x, last - 5/21/21 @ SPR  
**RUNS:** 4, 2x, last - 5/21/21 @ SPR  
**HOME RUNS:** 3, 5/21/21 @ SPR

**RBI:** 6, 5/21/21 @ SPR  
**STOLEN BASES:** 2, 2x, last - 6/2/19 @ MB  
**HITTING STREAK:** 11 games, 8/18/21-8/28/21

## AWARDS AND ACCOLADES

- 2021 Minor League Rawlings Gold Glove Award, 1B (OMA)
- 2021 Baseball America Minor League All-Star, 1B (OMA)
- 2021 MLB Pipeline Prospect Team of the Year, 1B (OMA)
- 2021 MLB Organizational All-Star (OMA)
- 2021 SiriusXM All-Star Futures Game Selection (NWA)
- Double-A Central Player of the Month - May 2021 (NWA)
- 2018 Frank White Defensive Player of the Year
- 2018 South Atlantic League Midseason All-Star (LEX)
- 2018 South Atlantic League All-Star Game Top Star (LEX)
- South Atlantic League Player of the Week - 9/3/18 (LEX)
- 2017 Surprise Player of the Year

## Personal

- Nicholas Michael Pratto
- Played for Team USA's 18U National Team in 2015-2016, helping the team win back-to-back World Championships, including at the 2016 COPABE Pan-Am "AAA" Championships with fellow Royals minor leaguer MJ Melendez
- Recorded bases-loaded, walk-off single to defeat Japan and win the 2011 Little League World Series for Huntington Beach (West/California)

## Career Transactions

- Selected by Kansas City in the first round (14th overall) of the 2017 MLB Draft
- Added to the Royals' 40-man roster on 11/19/21

## 2021

- Split the season between Double-A Northwest Arkansas and Triple-A Omaha
- Ranked second in Minor League Baseball in extra-base hits (71), tied for second in home runs (36), ranked third in RBIs (98), tied for third in runs scored (98), fifth in walks (83), and seventh in SLG (.602)
- From Triple-A debut on 7/20 through 10/3, led Triple-A East in home runs (21) and RBIs (55), ranked second in SLG (.634), extra-base hits (39) and runs scored (54), third in walks (37), and fourth in OPS (1.001)
- Ranked second in the Royals organization in wRC+ (156) among qualified hitters, tied for first with MJ Melendez in ISO (.337), and ranked second in walk rate (15.2%)
- Earned Rawlings Gold Glove Award at first base, becoming the fourth player in franchise history to be named a Minor League recipient of a Rawlings Gold Glove Award
- Committed two errors in 955.2 innings for a .998 fielding percentage, the best fielding percentage among players to earn a Minor League Rawlings Gold Glove Award in 2021
- Homered on Opening Day on 5/4 @ Arkansas
- Hit career-high three home runs with four runs scored and six RBIs in 4-for-5 game on 5/21 @ Springfield
- Reached base in 22 straight games from 5/28-6/24
- Started at first base for the American League in the 2021 SiriusXM All-Star Futures Game on July 10 at Coors Field in Denver, Colo., going 0-for-1 with a walk
- Led Double-A Central in walks (46), ranked third in SLG

YR	CLUB	G	AB	R	H	2B	3B	HR	RBI	BB	SO	SB	AVG	OPB	SLG	
2017	AZL Royals (ROK)	52	198	25	49	15	3	4	34	24	58	10	.247	.330	.414	
2018	Lexington (A-)	127	485	79	136	33	2	14	62	45	150	22	.280	.343	.443	
2019	Wilmington (A-)	124	419	48	80	21	1	9	46	49	164	17	.191	.278	.310	
2020	Did not play (No Minor League season)															
2021	Northwest Arkansas (AA)	61	221	44	60	13	4	15	43	46	80	7	.271	.404	.570	
	Omaha (AAA)	63	224	54	58	15	3	21	55	37	77	5	.259	.367	.634	
	<b>2021 MiLB Totals (AA/AAA)</b>	<b>124</b>	<b>445</b>	<b>98</b>	<b>118</b>	<b>28</b>	<b>7</b>	<b>36</b>	<b>98</b>	<b>83</b>	<b>157</b>	<b>12</b>	<b>.265</b>	<b>.385</b>	<b>.602</b>	
	<b>MiLB Totals (4 seasons)</b>	<b>427</b>	<b>1547</b>	<b>250</b>	<b>383</b>	<b>97</b>	<b>13</b>	<b>63</b>	<b>240</b>	<b>201</b>	<b>529</b>	<b>61</b>	<b>.248</b>	<b>.337</b>	<b>.449</b>	

- (.570), and fourth in OBP (.404) at the time of promotion to Triple-A Omaha on 7/18
- Hit first career Triple-A home run on 7/23 vs. St. Paul, a two-run shot to centerfield that plated Bobby Witt Jr.
- Smacked go-ahead grand slam on 7/25 vs. St. Paul
- Hit go-ahead grand slam on 7/28 @ Toledo, his second go-ahead grand slam in three-game span
- Turned bases-loaded double play with MJ Melendez (3u-2) to preserve shutout in seventh inning on 8/21 vs. Columbus
- Homered in four consecutive games from 8/19-8/22 vs. Columbus to become the first Storm Chaser to homer in four straight games since Carlos Peguero from 8/17-8/20/14
- Homered in three consecutive games from 8/25-8/27 @ Iowa to record seven home runs in nine-game span from 8/19-8/27
- Hit .356 (16-for-45) with one double, one triple, and seven home runs during career-best 11-game hitting streak from 8/18-8/28
- Batted .339/.417/.804 with seven home runs and 13 walks during season-best 16-game on-base streak from 8/18-9/2
- Made outfield debut on 9/15 vs. Iowa, starting in right field and throwing out a runner at third base
- Became ninth player in Minor League Baseball in 2021 to record 30+ home runs with 30th homer on 9/17 vs. Iowa
- Homered for the second straight game on 9/18 vs. Iowa to record team's 200th home run of the season
- Recorded first multi-homer game in Triple-A on 9/24 vs. Indianapolis, going 2-for-4 with two home runs
- Homered for the fifth time in six games on 10/2 @ Iowa to finish the season with 36 home runs

## 2020

- Spent the season at the Royals' Alternate Training Site in Kansas City, Kan., and participated in postseason camp at Kauffman Stadium

## 2019

- Hit career-worst .191 across 124 games with High-A Wilmington, logging the second-most strikeouts (164) in the Carolina League behind MJ Melendez (165)
- Won 2019 Carolina League Championship

## 2018

- Entered 2018 as consensus No. 1 prospect in Royals system
- Ranked second in the South Atlantic League in runs (79), tied for second in doubles (33), third in hits (136), fifth in extra-base hits (49), and sixth in average (.280)
- Went 2-for-5 with a home run and four RBIs and earned MVP honors in the 2018 South Atlantic League All-Star Game
- Won 2018 South Atlantic League Championship

## 2017

- Led AZL Royals in RBIs (34), tied for team lead in home runs (4), and ranked second in hits (49)

STORM CHASERS ORGANIZATION

2022 OMAHA STORM CHASERS

2021 SEASON IN REVIEW

LEAGUE INFORMATION

ROYALS ORGANIZATION

HISTORY & RECORDS

PLAYER & COACH DATABASE

GENERAL INFORMATION

# EMMANUEL RIVERA | INFIELDER



**HEIGHT:** 6'2"  
**WEIGHT:** 225

**BATS:** RIGHT  
**THROWS:** RIGHT

**BORN:** June 29, 1996  
**BIRTHPLACE:** Mayaguez, Puerto Rico  
**MLB OD AGE:** 25 (turns 26 on June 29)  
**DRAFTED:** 19th round (579th overall) - 2015  
**SCHOOL:** Universidad Interamericana (PR)



## SINGLE-GAME CAREER HIGHS

**HITS:** 4, 10x, last - 6/15/21 vs. LOU  
**RUNS:** 4, 2x, last - 6/15/21 vs. LOU  
**HOME RUNS:** 2, 9/15/21 vs. IOW

**RBI:** 5, 2x, last - 6/19/19 vs. AMA  
**STOLEN BASES:** 2, 4x, last - 8/10/19 vs. TUL  
**HITTING STREAK:** 11 games, 2x, last - 8/12/17-8/26/17

## AWARDS AND ACCOLADES

2017 MLB Royals Organizational All-Star  
2017 South Atlantic League Postseason All-Star (LEX)  
2017 Lexington Player of the Year  
2017 Puerto Rican Winter League Rookie of the Year  
2017 Puerto Rican Winter League Postseason All-Star

## Personal

- Emmanuel Miguel Rivera
- Graduated from Eugenio Maria de Hostas HS (P.R.) in 2014
- Attended Universidad Interamericana (P.R.) in 2015

## Career Transactions

- Selected by Kansas City in the 19th round (579th overall) of the 2015 MLB Draft

## 2021

- Spent most of the season with Triple-A Omaha while also playing 29 games with Kansas City
- Made Triple-A debut on Opening Day on 5/4 vs. St. Paul, driving in Omaha's first run of the season with a sacrifice fly in the first inning
- Made career debut at first base on 5/7 vs. St. Paul
- Hit first career Triple-A home run on 5/9 vs. St. Paul
- Hit first of five Omaha home runs on 5/21 @ Iowa
- Went 4-for-5 with two doubles and one triple on 5/30 vs. Indianapolis
- Finished six-game series from 5/25-5/30 vs. Indianapolis batting .476 (10-for-21) with a .500 on-base percentage, four doubles, and two home runs
- Went 14-for-32 (.438) during seven-game hitting streak from 5/30-6/8 with four doubles, one triple, and two home runs
- Reached base in all five plate appearances and scored four runs in 4-for-4 game on 6/15 vs. Louisville
- Homered in five of six games of six-game series vs. Louisville, including homering in three straight games from 6/15-6/17, to finish series hitting .522 (12-for-23) with five home runs and nine RBIs
- Recorded season-best eight-game hitting streak from 6/12-6/20, batting .484 (15-for-31) with a .529 on-base percentage and six home runs, 14 runs scored, and 11 RBIs
- Led Triple-A East in RBIs (40), extra-base hits (26), and total bases (105) while tying for first in home runs (14), ranking second in runs scored (26), third in hits (50), and fourth in slugging percentage (.593) at time of promotion to MLB on 6/27
- Went 2-for-4 in MLB debut on 6/28 at Boston, recording his first hit on first pitch of first Major League plate appearance
- Exited game on 6/29 at Boston with injury and was placed on Injured List on 6/30 with left hamate injury
- Hit .247/.312/.329 with four doubles, one home run, eight

YR	CLUB	G	AB	R	H	2B	3B	HR	RBI	BB	SO	SB	AVG	OPB	SLG
2015	AZL Royals (ROK)	38	115	13	20	5	0	0	14	23	32	9	.174	.317	.217
2016	Burlington (ROK)	58	217	25	54	13	4	2	27	21	44	7	.249	.317	.373
2017	Lexington (A-)	122	464	60	144	27	5	12	72	31	87	8	.310	.364	.468
2018	AZL Royals (ROK)	7	26	4	5	0	1	0	2	1	6	0	.192	.222	.269
	Wilmington (A+)	99	375	45	105	25	6	6	61	29	59	3	.280	.333	.426
	2018 Totals (ROK/A+)	106	401	49	110	25	7	6	63	30	65	3	.274	.326	.416
2019	Northwest Arkansas (AA)	131	496	59	128	18	2	7	57	25	77	6	.258	.297	.345
2020															
2021	Northwest Arkansas (AA)	4	15	1	4	1	0	0	1	2	4	0	.267	.333	.267
	Omaha (AAA)	63	255	48	73	17	2	19	57	22	58	3	.286	.348	.592
	KANSAS CITY (MLB)	29	90	13	23	4	0	1	5	8	21	2	.256	.316	.333
	2021 MLB Totals	67	270	49	77	17	2	19	58	24	62	3	.285	.347	.574
	2021 MLB Totals	67	270	49	77	17	2	19	58	24	62	3	.285	.347	.574
	MLB Totals (6 seasons)	522	1963	255	533	105	20	46	291	154	367	36	.272	.329	.416
	MLB Totals (1 season)	29	90	13	23	4	0	1	5	8	21	2	.256	.316	.333

walks, and 20 strikeouts in 27 games with Kansas City after return from Injured List before being optioned on 9/9

- Hit two home runs—a 439-ft. home run and a 453-ft. home run—on 9/15 vs. Iowa

## 2020

- Participated in the Royals postseason camp at Kauffman Stadium in October
- Batted .292 (19-for-65) for Indios de Mayaguez in the Puerto Rican Winter League
- Played four games for Puerto Rico in the Caribbean Series

## 2019

- Spent the entire season with Double-A Northwest Arkansas
- Led Texas League in games (131) and ranked sixth in hits (126)
- Batted .337 with five doubles, two homers and 15 RBIs against left-handed pitching
- Established career high with five RBIs on 4/29 @ Midland
- Matched career highs in hits (4) and RBIs (5) on 6/19 vs. Amarillo
- Homered in back-to-back games on 6/19 and 6/20
- Batted .309 (38-for-123) for Indios de Mayaguez in the Puerto Rican Winter League

## 2018

- Spent the entire season with High-A Wilmington
- Missed five weeks from 5/28-7/6 with an oblique injury
- Finished second on the team with 61 RBIs
- Registered an eight-game hitting streak from 8/22-8/30, batting .485 (16-for-33) with six doubles in that span

## 2017

- Spent the entire season with Low-A Lexington
- Led the South Atlantic League in average (.310) and hits (144) while ranking fifth in OBP (.364) and SLG (.468)
- Set career highs in doubles (27), home runs (12) and RBIs (72)
- Hit .339 (80-for-236) in 59 road games and .281 (64-for-228) in 63 home games
- Hit .436 (17-for-39) during a career-long 11-game hitting streak from 8/12-8/26

## 2016

- Spent the entire season with rookie-level Burlington
- Began season with 8-game hitting streak that included seven multi-hit games, batting .531 (17-for-32) in that span
- Hit first career home run on 7/10 @ Pulaski
- Led the Puerto Rican Winter League in OBP (.393) and ranked second in average (.330)

## 2015

- Spent first professional season with AZL Royals

# SEBASTIAN RIVERO | CATCHER



**HEIGHT:** 6'11"      **BATS:** RIGHT  
**WEIGHT:** 215      **THROWS:** RIGHT

**BORN:** Nov. 16, 1998  
**BIRTHPLACE:** Maracay, Venezuela  
**AGE:** 23  
**ACQUIRED:** Signed as International FA - July 10, 2015  
**MLB SERVICE TIME:** 59 days  
**MLB DEBUT:** May 8, 2021 vs. CWS



## SINGLE-GAME CAREER HIGHS

**HITS:** 5, 6/10/21 @ STP  
**RUNS:** 4, 7/2/18 vs. ASH  
**HOME RUNS:** 1, 15x, last - 6/10/21 @ STP

**RBI:** 4, 3x, last - 6/10/21 @ STP  
**STOLEN BASES:** 1, 4x, last - 8/17/21 vs. COL  
**HITTING STREAK:** 10 games, 8/11/17-8/24/17

## AWARDS AND ACCOLADES

2018 Carlos Fortuna Award Winner  
 2018 South Atlantic League Midseason All-Star (LEX)

### Personal

- Sebastian Rivero Aguilar
- Resides in Mariara, Carabobo, Venezuela during the offseason with his wife Loana and son, Sebastian Enrique

### Career Transactions

- Signed by Kansas City as an international free agent on 7/10/15
- Added to Kansas City's 40-man roster for the first time on 11/20/20

### 2021

- Spent most of the season with Triple-A Omaha while playing 17 games with Kansas City across three stints
- Threw out 10 of 34 would-be base-stealers with the Storm Chasers, a 29% caught stealing rate
- Was named to Omaha's preliminary roster before being recalled by Kansas City on 5/3
- Made MLB debut on 5/8 vs. Chicago-AL, going 0-for-4 with two strikeouts while starting at catcher and batting ninth
- Hit first career Triple-A home run on 5/21 @ Iowa, hitting the second of back-to-back-to-back home runs with Anderson Miller and Gabriel Cancel
- Homered for the second consecutive game on 5/22 @ Iowa, going 3-for-4 with a home run, triple, and three RBIs
- Collected a career-high five hits in 5-for-5 performance on 6/10 @ St. Paul with a double, home run, and season-best four RBIs
- Recalled by Kansas City on 6/20 and played three straight games with the Royals from 6/23-6/25, recording first MLB hit, extra-base hit, and RBI on 6/24 @ New York (AL)
- Went 2-for-12 (.167) with one double and two RBIs in six games with Kansas City from 6/23-7/10 before being optioned on 7/16
- Drove in three and went 2-for-4 on 7/21 vs. St. Paul
- Doubled twice and drove in two on 7/28 @ Toledo
- Threw out a runner trying to steal in four of five games from 7/21-7/28
- Hit go-ahead, two-run single in 11th inning on 8/3 @ Columbus
- Recalled by Kansas City on 9/4
- Threw out first career MLB would-be base-stealer on 9/19 (2) @ Cleveland

### 2020

- Spent the season at the Royals alternate training site in Kansas City, Kan. and participated in the Royals postseason camp at Kauffman Stadium in October

YR	CLUB	G	AB	R	H	2B	3B	HR	RBI	BB	SO	SB	AVG	OPB	SLG	
2016	DSL Royals (ROK)	8	27	3	9	0	0	0	4	1	1	0	.333	.357	.333	
	AZL Royals (ROK)	38	134	15	36	10	0	0	20	6	28	0	.269	.303	.343	
	2016 Totals (ROK)	46	161	18	45	10	0	0	24	7	29	0	.280	.312	.342	
2017	Burlington (ROK)	48	189	18	50	8	1	4	28	6	30	0	.265	.288	.381	
2018	Wilmington (A+)	77	279	41	72	16	0	7	34	17	59	0	.258	.301	.391	
2019	Wilmington (A+)	91	288	23	61	14	1	1	24	19	75	2	.212	.270	.278	
	Omaha (AAA)	3	8	3	3	0	0	0	0	0	2	0	.375	.375	.375	
	2019 Totals (A+/AAA)	94	296	26	64	14	1	1	24	19	77	2	.216	.273	.280	
2020	Did not play (no Minor League season)															
2021	Omaha (AAA)	42	150	18	39	7	1	3	26	10	45	2	.260	.319	.380	
	KANSAS CITY (MLB)	17	40	1	7	2	0	0	3	3	15	0	.175	.250	.225	
	MLB Totals (5 seasons)	307	1075	121	270	55	3	15	136	59	240	4	.251	.295	.350	
	MLB Totals (1 season)	17	40	1	7	2	0	0	3	3	15	0	.175	.250	.225	

### 2019

- Spent most of the season with High-A Wilmington and played three games for Triple-A Omaha
- Threw out 40 percent (20-of-50) of would-be basestealers for Wilmington
- Recorded a career-high four hits with a home run and three RBIs on 4/11 @ Carolina
- Called up to Triple-A Omaha on 5/27, going 2-for-3 with two runs scored on 5/27 vs. Oklahoma City in Triple-A debut
- Went 3-for-8 during three-game stint with Triple-A Omaha, serving as the starting catcher for two of the three games
- Returned to High-A Wilmington on 5/31
- Had three straight multi-hit games from 7/13-7/18, going 7-for-11 with two doubles in that span
- Stole the first base of his career on 7/18 @ Winston-Salem
- Won 2019 Carolina League championship but did not appear in a postseason game

### 2018

- Spent the entire season with Low-A Lexington
- Set career highs in runs (41), hits (72), doubles (16), homers (7), RBIs (34) and total bases (109)
- Threw out 19-of-54 would-be basestealers (52.2 percent)
- Homered in back-to-back games on 4/22 vs. Hagerstown and 4/25 @ Asheville
- Hit safely in eight straight games from 5/5-5/14, batting .419 (13-for-31) with three doubles and one home run in that span
- Caught the final three innings of the 2018 South Atlantic League All-Star Game for the North Division
- Went 2-for-18 (.111) with one RBI and six strikeouts across four postseason games
- Won 2018 South Atlantic League Championship

### 2017

- Spent the entire season with rookie-level Burlington
- Ranked sixth among Appalachian League catchers with 28 RBIs
- Hit first professional home run on 7/2 @ Princeton
- Recorded a career-long 10-game hitting streak from 8/11-8/24, batting .366 (15-for-41) with seven RBIs in that span

### 2016

- Began his professional career with DSL Royals before finishing the season with AZL Royals
- Went 4-for-5 in his professional debut on 6/6 @ DSL Rays
- Had back-to-back three-hit games on 8/12 @ AZL Mariners and 8/14 vs. AZL Padres

STORM CHASERS ORGANIZATION

2022 OMAHA STORM CHASERS

2021 SEASON IN REVIEW

LEAGUE INFORMATION

ROYALS ORGANIZATION

HISTORY & RECORDS

PLAYER & COACH DATABASE

GENERAL INFORMATION

# ERIC SKOGLUND | LEFT-HANDED PITCHER



**HEIGHT:** 6'7"  
**WEIGHT:** 215

**BATS:** LEFT  
**THROWS:** LEFT

**BORN:** Oct. 26, 1992  
**BIRTHPLACE:** Sarasota, Fla.  
**AGE:** 29  
**DRAFTED:** 3rd round (92nd overall) - 2014  
**SCHOOL:** University of Central Florida  
**MLB SERVICE TIME:** 1 year, 109 days  
**MLB DEBUT:** May 30, 2017 vs. DET



## SINGLE-GAME CAREER HIGHS

**IP (START):** 8.0, 5/29/15 @ POT  
**IP (RELIEF):** 3.0, 7/19/14 vs. GTF  
**RUNS ALLOWED:** 7, 3x, last - 8/4/19 @ RNO

**WALKS:** 5, 3x, last - 7/26/17 @ ABQ  
**STRIKEOUTS:** 10, 2x, last - 8/12/16 @ SA  
**MOST HITS ALLOWED:** 11, 4x, last - 8/4/19 @ RNO

### AWARDS AND ACCOLADES

2016 Texas League Postseason All-Star  
2015 Carolina League Midseason All-Star

### Personal

- Eric Lawrence Skoglund
- Graduated from Sarasota High School (Fla.) in 2011
- Drafted by Pittsburgh in the 16th round of the 2011 MLB Draft, but did not sign
- Posted a national-low 0.66 ERA during his junior season of high school in 2010

### Career Transactions

- Selected by Kansas City in the third round (92nd overall) of the 2014 MLB Draft
- Added to Kansas City's active roster for the first time on 5/30/17

### 2021

- Missed season due to injury, undergoing left elbow surgery on 5/13

### 2020

- Spent the season at the Royals alternate training site in Kansas City, Kan.
- Was a non-roster invite to 2020 Major League Spring Training, making one relief appearance

### 2019

- Served an 80-game suspension at the beginning of the season for violating the MLB Joint Drug Prevention and Treatment program
- Appeared in six games (four starts) for Kansas City
- Tossed 5.0 innings in his first Major League start of the season on 8/25 @ Cleveland
- Major League opponents hit .211 against him on the road, but .431 against him at Kauffman Stadium
- Made 13 Minor League starts across two levels during his rehab assignment following the suspension
- Allowed at least one home run in nine of his 11 starts with Triple-A Omaha

### 2018

- Spent most of the season with Kansas City while also playing at three other levels

YR	CLUB	W-L	ERA	G	GS	CG	SHO	SV	IP	H	R	ER	HR	BB	SO
2014	Idaho Falls (ROK)	0-2	5.09	9	8	0	0	0	23.0	30	17	13	2	9	25
2015	Wilmington (A+)	6-3	3.52	15	15	1	0	0	84.1	83	36	33	2	11	66
2016	Northwest Arkansas (AA)	6-3	3.52	15	15	1	0	0	84.1	83	36	33	2	11	66
2017	Northwest Arkansas (AA)	0-0	2.70	1	1	0	0	0	3.1	5	1	1	0	3	1
	Omaha (AAA)	4-5	4.11	19	19	1	0	0	100.2	110	57	46	14	29	102
	KANSAS CITY (MLB)	1-2	9.50	7	5	0	0	0	18.0	30	20	19	2	12	14
	2017 MLB Totals (AA/AAA)	4-5	4.07	20	20	1	0	0	104.0	115	58	47	14	32	103
2018	AZL Royals (ROK)	0-0	0.00	1	1	0	0	0	3.0	2	0	0	0	1	2
	Northwest Arkansas (AA)	0-0	4.00	2	2	0	0	0	9.0	12	5	4	1	2	4
	Omaha (AAA)	0-1	4.32	2	2	0	0	0	8.1	8	4	4	2	0	6
	KANSAS CITY (MLB)	1-6	5.14	14	13	0	0	0	70.0	66	41	40	12	19	49
	2018 MLB Totals (ROK/AA/AAA)	0-1	3.54	5	5	0	0	0	20.1	22	9	8	3	3	12
2019	Northwest Arkansas (AA)	1-1	5.40	2	2	0	0	0	10.0	14	7	6	0	2	5
	Omaha (AAA)	2-4	6.14	11	11	0	0	0	63.0	79	45	43	12	17	43
	KANSAS CITY (MLB)	0-3	9.00	6	4	0	0	0	21.0	30	21	21	5	9	4
	2019 MLB Totals (AA/AAA)	3-5	6.04	13	13	0	0	0	73.0	93	52	49	12	19	48
2020															
2021															
	MLB Totals (6 seasons)	20-26	4.10	89	88	2	0	0	461.0	478	235	210	52	112	388
	MLB Totals (3 seasons)	2-11	6.61	27	22	0	0	0	109.0	126	82	80	19	40	67

- Went 1-5 with a 6.70 ERA in first nine starts with Kansas City
- Struck out nine across 7.0 innings of one-run ball on 4/28 vs. Chicago (AL) to earn second career win
- Pitched a Major League career-high 7.2 innings on 5/14 vs. Tampa Bay
- Missed more than three months with a sprained left UCL
- Made five rehab starts, including two with Triple-A Omaha
- Posted a 1.33 ERA and held opponents to a .157 average over his final five Major League appearances
- Ranked by *Baseball America* as the No. 5 Royals prospect

### 2017

- Spent most of the season with Triple-A Omaha while spending two stints with Kansas City
- Opened the season with one start for Double-A Northwest Arkansas before a promotion to Triple-A Omaha
- Threw 5.0 shutout innings on 4/12 vs. Round Rock to earn win in Triple-A debut
- Tossed 6.1 scoreless innings in Major League debut on 5/30 vs. Detroit to outduel Justin Verlander and earn first MLB win
- Ranked by *Baseball America* as the No. 4 Royals prospect

### 2016

- Spent the entire season with Double-A Northwest Arkansas
- Led the Texas League in strikeouts (134) and innings (156.1)
- Ranked third in the league in WHIP (1.1) and seventh in ERA (3.45)
- Matched a career-high with 10 strikeouts in tossing six scoreless innings on 8/12 @ San Antonio

### 2015

- Spent the entire season with High-A Wilmington
- Missed the final seven weeks with a right elbow injury
- Struck out a career-high 10 batters on 5/16 @ Lynchburg
- Threw an 8.0-inning complete game on 5/29 @ Potomac
- Ranked by *Baseball America* as the No. 14 Royals prospect

### College

- Pitched for three seasons at UCF (2012-2014)
- Named the American Athletic Conference Pitcher of the Year as a junior in 2014
- Named a Louisville Slugger Freshman All-American after going 5-3 with a 3.21 ERA in 2012



# COLLIN SNIDER | RIGHT-HANDED PITCHER



**HEIGHT:** 6'4"  
**WEIGHT:** 195

**BATS:** RIGHT  
**THROWS:** RIGHT

**BORN:** Oct. 10, 1995  
**BIRTHPLACE:** Nashville, Tenn.  
**AGE:** 26  
**DRAFTED:** 12th round (360th overall) - 2017  
**SCHOOL:** Vanderbilt University



## SINGLE-GAME CAREER HIGHS

**IP (START):** 6.0, 4/8/18 (1) vs. CSC  
**IP (RELIEF):** 4.2, 2x, last - 6/22/18 vs. CSC  
**RUNS ALLOWED:** 7, 3x, last - 5/14/21 @ COL

**WALKS:** 2, 13x, last - 9/7/21 @ STP  
**STRIKEOUTS:** 5, 2x, last - 6/30/21 @ SPR  
**MOST HITS ALLOWED:** 7, 4x, last - 5/19/18 @ WV

### Personal

- Collin Kenneth Snider
- Resides in Murfreesboro, Tenn., with wife, Rachel and dog, Jax
- Graduated from Riverdale High School (Tenn.)
- Threw a perfect game his senior year of high school

### Career Transactions

- Selected by Kansas City in the 12th round (360th overall) of the 2017 MLB Draft
- Added to Royals' 40-man roster on 11/19/21

### 2021

- Split season between Double-A Northwest Arkansas and Triple-A Omaha, making a career-high 48 appearances with a career-high 64 strikeouts and 26 walks
- Earned save in Double-A debut on 5/4 @ Arkansas
- Recorded 1-2-3 inning in Triple-A debut on 5/9 vs. St. Paul
- Yielded seven runs on six hits—including a go-ahead grand slam—without recording an out on 5/14 @ Columbus
- Gave up five runs on three hits—including two home runs—on 5/20 @ Iowa, ultimately allowing five home runs and 12 earned runs across three appearances from 5/14-5/20
- Transferred to Double-A Northwest Arkansas on 6/8, posting a 3.15 ERA in 25 appearances before returning to Triple-A Omaha on 8/24
- Allowed three-run homer on 8/24 (2) @ Iowa in return to Storm Chasers
- Tossed 2.0 scoreless innings on 9/2 vs. Toledo
- Loaded bases with zero outs in ninth inning on a walk and two singles before allowing walk-off infield single on 9/7 @ St. Paul
- Threw a season-high 3.0 innings on 9/14 vs. Iowa, allowing one run on two hits with three strikeouts and one walk
- Yielded at least one run in four straight outings from 9/7-9/17, combining to allow six runs (five earned) on 13 hits in 7.0 innings
- Finished season with three consecutive scoreless outings, including back-to-back appearances with 2.0 scoreless innings on 9/19 vs. Iowa and 9/23 vs. Indianapolis

### 2020

- Did not participate in organization activities

### 2019

- Spent entire season with High-A Wilmington while making three rehab appearances with AZL Royals
- Missed six weeks with injury, going on the Injured List on 6/2 (retroactive to 5/31) through 7/15

- Posted a 1.42 ERA across his final 12 appearances following his return from injury, a stretch that spanned 19.0 innings
- Did not allow a home run across his final 37.0 innings from 5/8-8/30
- Recorded the save in Game 5 of the Carolina League semifinals to clinch Wilmington's berth in Championship Series
- Posted a 3.18 ERA across four postseason appearances (2 ER / 5.2 IP)
- Won 2019 Carolina League Championship

### 2018

- Spent entire season with Low-A Lexington
- Made starts in first five outings of the season, posting a 7.89 ERA in 21.1 innings with 10 strikeouts and seven walks
- Posted a 3.29 ERA in 20 relief appearances, striking out 28 and walking five in 41.0 innings
- Did not allow an earned run in August, throwing 14.0 innings across eight appearances with 12 strikeouts and two walks
- Earned win in Game 3 of South Atlantic League Championship Series, stranding the bases loaded in the fifth inning and throwing 1.2 scoreless innings of relief on 9/13 @ Lakewood
- Won 2018 South Atlantic League Championship

### 2017

- Split first professional season between rookie-level Burlington and Low-A Lexington
- Earned first career win on 7/2 @ Princeton after blowing save opportunity
- Made Low-A debut on 8/18 vs. ASH, allowing two runs (one earned) in 1.0 inning

### COLLEGE

- Pitched at Vanderbilt University for three seasons (2015-2017), making 59 relief appearances and one start
- Was teammates at Vanderbilt with current Major Leaguers Kyle Wright, Jordan Sheffield, Bryan Reynolds, Ben Bowden, Dansby Swanson, Walker Buehler, and Carson Fulmer
- Made appearance in Game 3 of 2015 College World Series Final, inheriting two runners and retiring the lone batter he faced
- Reached 2015 College World Series Finals with Vanderbilt, which lost to Virginia

YR	CLUB	W-L	ERA	G	GS	CG	SHO	SV	IP	H	R	ER	HR	BB	SO
2017	Burlington (ROK)	3-0	1.85	12	0	0	0	1	24.1	26	15	5	1	6	16
	Lexington (A-)	0-0	6.75	5	0	0	0	1	9.1	14	8	7	3	0	6
	2017 MiLB Totals (ROK/A-)	3-0	3.21	17	0	0	0	2	33.2	40	23	12	4	6	22
2018	Lexington (A-)	5-7	5.57	29	9	0	0	1	76.0	111	62	47	13	16	50
2019	AZL Royals (ROK)	0-0	2.08	3	1	0	0	0	4.1	3	1	1	0	0	0
	Wilmington (A+)	5-3	2.25	28	0	0	0	4	52.0	44	19	13	2	11	34
	2019 MiLB Totals (ROK/A+)	5-3	2.24	31	1	0	0	4	56.1	47	20	14	2	11	34
2020	Did not play (no Minor League season)														
2021	Northwest Arkansas (AA)	2-1	2.97	27	0	0	0	3	36.1	32	12	12	1	14	41
	Omaha (AAA)	3-2	6.30	21	0	0	0	0	30.0	39	23	21	7	12	23
	2021 MiLB Totals (AA/AAA)	5-3	4.48	48	0	0	0	3	66.1	71	35	33	8	26	64
<b>MiLB Totals (4 seasons)</b>		<b>18-13</b>	<b>4.11</b>	<b>125</b>	<b>10</b>	<b>0</b>	<b>0</b>	<b>10</b>	<b>232.1</b>	<b>269</b>	<b>140</b>	<b>106</b>	<b>27</b>	<b>59</b>	<b>170</b>

STORM CHASERS ORGANIZATION

2022 OMAHA STORM CHASERS

2021 SEASON IN REVIEW

LEAGUE INFORMATION

ROYALS ORGANIZATION

HISTORY & RECORDS

PLAYER & COACH DATABASE

GENERAL INFORMATION

# ANDRÉS SOTILLET | RIGHT-HANDED PITCHER



**HEIGHT:** 6'1" **BATS:** RIGHT  
**WEIGHT:** 215 **THROWS:** RIGHT

**BORN:** March 2, 1997  
**BIRTHPLACE:** Cumana, Venezuela  
**AGE:** 25  
**ACQUIRED:** Signed as International FA - July 30, 2015



## SINGLE-GAME CAREER HIGHS

**IP (START):** 9.0, 7/7/18 vs. GBO  
**IP (RELIEF):** 6.0, 2x, last - 4/13/19 @ SPR  
**RUNS ALLOWED:** 9, 6/21/18 vs. CSC

**WALKS:** 4, 9/2/18 vs. POT  
**STRIKEOUTS:** 10, 7/7/18 vs. GBO  
**MOST HITS ALLOWED:** 11, 3x, last - 6/21/18 vs. CSC

## AWARDS AND ACCOLADES

2016 Dominican Royals Pitcher of the Year

### Personal

- Andrés Alejandro Sotillet

### Career Transactions

- Signed by Kansas City as an international free agent on 7/30/15

### 2021

- Split season between Double-A Northwest Arkansas and Triple-A Omaha, tying career high with 34 total appearances
- Recorded final three outs in win on Opening Day, striking out two in scoreless inning on 5/4 vs. St. Paul
- Stranded bases loaded in 10th inning on 5/6 vs. St. Paul, throwing 1.1 scoreless innings in walk-off win
- Made spot start on 5/13 @ Columbus, allowing two runs over four hits in 0.2 innings
- Pitched for Team Venezuela in the WBSC Baseball Americas Olympic Qualifying event in Port St. Lucie, Fla., returning to Storm Chasers on 6/9
- Began June with four consecutive scoreless appearances from 6/9-6/19, combining for 4.2 scoreless innings with six strikeouts and three walks in that span
- Allowed season-high-tying four runs (none earned) on four hits in season-high 2.0 innings on June 19 vs. Louisville
- Struck out looking (did not swing) in first career plate appearance on 6/19 vs. Louisville, pinch-hitting for Ryan O'Hearn in lone plate appearance by a pitcher for Omaha in 2021
- Transferred to Double-A Northwest Arkansas on July 6
- Posted a 1.93 ERA in 4.2 innings in September after recording a 6.59 ERA in 13.2 innings in July and a 4.26 ERA in 12.2 innings in August
- Won 2021 Double-A Central Championship

### 2020

- Participated in the Royals postseason camp at Kauffman Stadium in October

### 2019

- Spent the entire season with Double-A Northwest Arkansas
- Started four of his first five outings before moving to the bullpen for his final 29 appearances of the season
- Went 0-1 with a 7.31 ERA in four starts and 6-0 with a 2.28 ERA in 30 relief appearances
- Tossed a career-high 6.0 innings of relief on 4/13 @ Springfield, striking out five and walking three without

YR	CLUB	W-L	ERA	G	GS	CG	SHO	SV	IP	H	R	ER	HR	BB	SO
2016	DSL Royals (ROK)	7-2	1.52	13	13	1	1	0	65.0	48	15	11	0	8	41
2017	AZL Royals (ROK)	3-0	2.28	5	4	0	0	0	27.2	27	7	7	1	6	26
	Burlington (ROK)	0-2	11.20	4	4	0	0	0	13.2	22	19	17	1	3	5
	Idaho Falls (ROK)	0-2	10.57	4	4	0	0	0	15.1	32	18	18	5	4	11
	2017 MILB Totals (ROK)	3-4	6.67	13	12	0	0	0	56.2	81	44	42	7	13	42
2018	Lexington (A-)	6-5	3.93	16	13	1	1	0	89.1	107	46	39	6	13	84
	Wilmington (A+)	2-6	5.40	10	10	1	0	0	51.2	70	32	31	5	21	25
	2018 MILB Totals (A-/A+)	8-11	4.47	26	23	2	1	0	141.0	177	78	70	11	34	109
2019	Northwest Arkansas (AA)	6-1	3.35	34	4	0	0	1	75.1	68	34	28	6	29	63
2020									Did not play (no Minor League season)						
2021	Northwest Arkansas (AA)	1-2	4.94	21	0	0	0	0	31.0	29	18	17	4	13	32
	Omaha (AAA)	2-0	6.75	13	1	0	0	0	14.2	21	15	11	0	16	18
	2021 MILB Totals (AA/AAA)	3-2	5.52	34	1	0	0	0	45.2	50	33	28	4	29	50
	<b>MiLB Totals (5 seasons)</b>	<b>27-20</b>	<b>4.20</b>	<b>120</b>	<b>53</b>	<b>3</b>	<b>2</b>	<b>1</b>	<b>383.2</b>	<b>424</b>	<b>204</b>	<b>179</b>	<b>28</b>	<b>113</b>	<b>305</b>

### allowing a run

- Yielded a season-high seven runs on a season-high 10 hits in 3.0 innings on 4/29 @ Midland
- Held opponents scoreless in six consecutive outings from 6/8-7/4, a streak that spanned 14.1 innings
- Recorded a 1.94 ERA over his final 22 outings (41.2 IP)
- Played for the Venezuelan National Team for Premier 12, a 2020 Olympic qualifying event, with former Chasers INF Jeksson Flores

### 2018

- Split season between Low-A Lexington and High-A Wilmington
- Finished fourth in the Royals system with 109 total strikeouts
- Struck out nine batters in 8.0 innings of one-run ball on 5/21 vs. Rome
- Won four consecutive starts between 5/21 and 6/8, posting a 1.40 ERA in 25.2 innings in that span
- Allowed a career-high nine runs on a career-high-tying 11 hits in 4.2 innings on 6/21 vs. Charleston
- Tossed a complete game shutout, the second of his career, on 7/7 vs. Greensboro with a career-high 10 strikeouts and zero walks in final start for Low-A Lexington
- Promoted to Wilmington on 7/12
- Walked a career-high four batters on 9/2 vs. Potomac in final start of the season

### 2017

- Split season between rookie-level Idaho Falls, rookie-level Burlington, and AZL Royals
- Allowed five home runs across four starts with Idaho Falls
- Moved to AZL Royals on 7/13, tossing 6.0 innings of one-run ball in AZL debut
- Struck out a season-high nine batters in 5.2 innings on 7/18 @ AZL Mariners to earn second consecutive win
- Moved to Burlington on 8/11
- Allowed at least four runs in all four starts with Burlington

### 2016

- Spent the entire season with the rookie-level DSL Royals
- Led all Royals minor leaguers in ERA (min. 60.0 innings pitched) and tied for fifth in wins
- Made professional debut on 6/9 vs. DSL Phillies 1, allowing one run on three hits in 5.0 innings with one strikeout and zero walks
- Tallied eight starts of at least 5.0 innings and no earned runs allowed
- Went 4-0 with a 0.86 ERA across four starts in August

# GABE SPEIER | LEFT-HANDED PITCHER

STORM CHASERS ORGANIZATION

2022 OMAHA STORM CHASERS

2021 SEASON IN REVIEW

LEAGUE INFORMATION

ROYALS ORGANIZATION

HISTORY & RECORDS

PLAYER & COACH DATABASE

GENERAL INFORMATION



**HEIGHT:** 5'11"  
**WEIGHT:** 200

**BATS:** LEFT  
**THROWS:** LEFT

**BORN:** Santa Barbara, Calif.  
**BIRTHPLACE:** April 12, 1995  
**AGE:** 27 (turns 28 on April 12)  
**ACQUIRED:** Trade w/ ARI - June 6, 2018  
**SCHOOL:** Dos Pueblos HS (Calif.)  
**MLB SERVICE TIME:** 105 days  
**MLB DEBUT:** Sept. 5, 2019 vs. DET



## SINGLE-GAME CAREER HIGHS

**IP (START):** 5.0, 4x, last - 6/15/17 @ BIR  
**IP (RELIEF):** 4.0, 2x, last - 4/16/17 @ MOB  
**RUNS ALLOWED:** 5, 8/11/17 @ MTG

**WALKS:** 3, 4x, last - 4/7/19 vs. SPR  
**STRIKEOUTS:** 7, 8/26/14 vs. ORI  
**MOST HITS ALLOWED:** 6, 8/11/17 @ MTG

### Personal

- Gabe James Speier
- Resides in Santa Barbara, Calif. with wife, Megan, and dog, Dax
- Graduated from Dos Pueblos High School (Calif.) in 2013
- Grand uncle Chris Speier and his son, Justin, also played in MLB
- Did not surrender a home run in the first 99.1 innings (59 appearances) of his professional career

### Career Transactions

- Selected by Boston in the 19th round of the 2013 MLB Draft
- Traded to Detroit from Boston with OF Yoenis Cespedes and RHP Alex Wilson for RHP Rick Porcello on 12/11/14
- Traded to Atlanta from Detroit with LHP Ian Krol for OF Cameron Maybin on 11/20/14
- Traded to Arizona from Atlanta with RHP Shelby Miller for OF Ender Inciarte, RHP Aaron Blair and IF Dansby Swanson on 12/9/15
- Traded to Kansas City from Arizona with RHP Elvis Luciano for OF John Jay on 6/6/18

### 2021

- Began season with Triple-A Omaha before finishing year with Kansas City
- Tied for seventh in Triple-A East with 45 appearances
- Led Omaha in holds (12) and was second in games finished (14)
- Limited left-handed hitters to a .207 average and .508 OPS, allowing three extra-base hits to lefties in 97 PAs
- Posted a 2.14 ERA in 21.0 innings at home and a 3.70 ERA in 24.1 innings in road contests
- Did not allow a hit in eight consecutive appearances from 5/9-5/28, a streak that spanned 8.1 innings
- Made a team-high 10 appearances in May, tossing 11.1 scoreless innings with 17 strikeouts and one walk, allowing six total baserunners (3 H, 1 BB, 1 HBP)
- Began season with 14.2-inning scoreless streak from 5/6-6/5, allowing 10 total baserunners during stretch with five saves in five opportunities
- Threw one pitch and recorded one out on 7/1 @ St. Paul
- Selected by Kansas City on 9/15, allowing one run in 7.2 innings across seven appearances with five strikeouts and zero walks
- Only pitcher in MLB in 2021 to appear in at least seven games without issuing a walk

- Collected first career MLB pickoff on 9/16, erasing 2021 stolen base champion Starling Marte attempting to steal second base

### 2020

- Opened the season on Kansas City's roster and appeared in eight of the team's first 25 games
- Spent the rest of season at the Royals alternate training site in Kansas City, Kan., after being optioned on 8/19

### 2019

- Split season between Double-A Northwest Arkansas and Triple-A Omaha before finishing the year with Kansas City
- Struck out two batters in a scoreless inning in MLB debut on 9/5 vs. Detroit
- Struck out three of the five batters he faced in his Triple-A debut on 5/30 @ San Antonio

### 2018

- Opened the season with Double-A Jackson prior to being traded to Kansas City and assigned to Double-A Northwest Arkansas
- Made Royals organizational debut on 6/9 @ Arkansas

### 2017

- Spent the entire season with Double-A Jackson
- Tossed a career-high 69.0 innings

### 2016

- Pitched at four different levels during the regular season, finishing at Double-A Mobile
- Made 10 appearances in the Arizona Fall League, posting a 2.62 ERA for Salt River

### 2015

- Spent the entire season with Low-A West Michigan

### 2014

- Spent the entire season with GCL Red Sox
- Struck out a career-high seven batters on 8/26 vs. GCL Orioles

### 2013

- Made professional debut with GCL Red Sox

YR	CLUB	W-L	ERA	G	GS	CG	SHO	SV	IP	H	R	ER	HR	BB	SO
2013	GCL Red Sox (ROK)	0-0	2.25	3	2	0	0	0	4.0	5	1	1	0	1	6
2014	GCL Red Sox (ROK)	3-0	1.55	9	6	0	0	0	29.0	22	6	5	0	1	26
2015	West Michigan (A)	4-2	2.86	33	0	0	0	0	44.0	40	16	14	0	12	36
2016	GCL Diamondbacks (ROK)	10	0.00	2	0	0	0	0	2.0	0	0	0	0	1	2
	Kane County (A-)	12	2.22	17	0	0	0	2	28.1	24	11	7	1	7	31
	Visalia (A+)	10	4.50	9	0	0	0	1	14.0	14	7	7	2	5	9
	Mobile (AA)	10	1.93	11	0	0	0	0	14.0	12	5	3	0	7	7
	2016 MLB Totals (ROK/A-/A+/AA)	4-2	2.62	39	0	0	0	3	58.1	50	23	17	3	20	49
2017	Jackson (AA)	2-6	4.30	36	4	0	0	2	69.0	81	47	33	4	31	50
2018	Jackson (AA)	10	3.03	20	0	0	0	1	29.2	28	11	10	1	10	26
	Northwest Arkansas (AA)	0-0	3.73	26	0	0	0	0	31.1	46	19	13	2	10	22
	2018 MiLB Totals (AA)	1-0	3.39	46	0	0	0	1	61.0	74	30	23	3	20	48
2019	Northwest Arkansas (AA)	11	2.42	17	0	0	0	5	22.1	20	10	6	2	9	28
	Omaha (AAA)	0-4	5.63	30	0	0	0	1	40.0	41	29	25	10	17	45
	KANSAS CITY (MLB)	0-0	7.36	9	0	0	0	0	7.1	5	6	2	6	2	10
	2019 MiLB Totals (AA/AAA)	1-5	4.48	47	0	0	0	6	62.1	61	39	31	12	26	73
2020	KANSAS CITY (MLB)	0-1	7.94	8	0	0	0	0	5.2	9	5	5	1	4	6
2021	Omaha (AAA)	3-0	2.98	45	0	0	0	5	45.1	45	15	5	9	57	
	KANSAS CITY (MLB)	0-0	11.7	7	0	0	0	0	7.2	10	3	1	0	0	5
	MLB Totals (8 seasons)	18-15	3.35	258	12	0	0	17	373.0	378	177	139	27	120	345
	MLB Totals (3 seasons)	0-1	5.23	24	0	0	0	0	20.2	24	14	12	3	10	21

# DANIEL TILLO | LEFT-HANDED PITCHER



**HEIGHT:** 6'5"  
**WEIGHT:** 230

**BATS:** LEFT  
**THROWS:** LEFT

**BORN:** June 13, 1996  
**BIRTHPLACE:** Sioux City, Iowa  
**AGE:** 26 (turns 27 on June 13)  
**DRAFTED:** 3rd round (90th overall) - 2017  
**SCHOOL:** Iowa Western Community College



## SINGLE-GAME CAREER HIGHS

**IP (START):** 8.0, 5/7/19 @ SAL  
**IP (RELIEF):** 2.0, 5x, last - 9/16/21 vs. SPR  
**RUNS ALLOWED:** 8, 6/11/19 vs. LYN

**WALKS:** 6, 7/28/18 (2) vs. BC  
**STRIKEOUTS:** 10, 5/3/18 @ COL  
**MOST HITS ALLOWED:** 11, 9/1/18 (1) vs. POT

### Personal

- Daniel Tillo
- Resides in McCook Lake, S.D.
- Graduated from Sioux City North HS (IA), where he played football, basketball, and baseball
- Went 22-2 in high school baseball career, including 6-0 with a 0.98 ERA as a senior
- Threw 49 touchdown passes as school's starting quarterback as a senior
- Earned All-State honors in basketball three times and was named Iowa Mr. Basketball as a senior

### Career Transactions

- Selected by Kansas City in third round (90th overall) of the 2017 MLB Draft
- Added to Royals' 40-man roster on 11/20/20

### 2021

- Spent season with Double-A Northwest Arkansas after making rehab appearances with ACL Royals in return from Tommy John surgery
- Made first appearance since Tommy John surgery on 6/29 @ ACL Padres, allowing one run on two hits in 1.2 innings with two strikeouts and one walk
- Joined Double-A Northwest Arkansas on 7/14, allowing three runs on one hit—a home run—with two strikeouts and two walks in 1.1 innings
- Did not allow a run across eight appearances in August, a streak spanning 10.2 innings
- Recorded a 1.83 ERA in final 14 appearances from 8/5-9/19, striking out 17 and walking 11
- Won Double-A Central Championship with Naturals but did not appear in the postseason

### 2020

- Spent the season at the Royals alternate training site in Kansas City, Kan., but was placed on the Injured List on 7/17 and did not return
- Underwent Tommy John surgery on 7/29

### 2019

- Spent most of the season with High-A Wilmington before finishing the season with Double-A Northwest Arkansas
- Threw 130+ innings for the second consecutive season, tying for seventh-most among Royals minor leaguers
- Tossed first career shutout on 4/13 @ Carolina, allowing two hits and issuing two walks in 7.0 innings

- Posted a 1.57 ERA in five July starts ahead of promotion to Double-A Northwest Arkansas on 7/31
- Pitched primarily out of the bullpen for the Naturals, coming out of the bullpen for six of his nine outings
- Made 10 appearances for the Surprise Saguaros of the Arizona Fall League, striking out 11 while recording a 6.94 ERA in 11.2 innings
- Pitched for the U.S. National Team at the WBSC Premier 12 (a 2020 Olympic qualifying event) in Mexico and Tokyo, striking out and allowing one run in 4.2 innings across three appearances

### 2018

- Split season between Low-A Lexington and High-A Wilmington
- Tied for first among Royals minor leaguers in starts (26) while ranking ninth in strikeouts (100) and 10th in innings (134.1)

### 2017

- Split first professional season between AZL Royals and rookie-level Burlington
- Threw 5.0 scoreless innings on 8/3 @ Elizabethton to earn first professional win

### COLLEGE

- Played at Iowa Western CC in 2017 after beginning collegiate career at the University of Kentucky in 2016
- Posted 57 strikeouts in 44.0 innings for Reivers in 2017
- Made nine relief appearances for Wildcasts in 2016

YR	CLUB	W-L	ERA	G	GS	CG	SHO	SV	IP	H	R	ER	HR	BB	SO
2017	AZL Royals (ROK)	0-0	9.53	3	2	0	0	0	5.2	8	6	6	0	0	7
	Burlington (ROK)	3-2	3.48	7	7	0	0	0	31.0	35	14	12	1	6	25
	<b>2017 MILB Totals (ROK)</b>	<b>3-2</b>	<b>4.42</b>	<b>10</b>	<b>9</b>	<b>0</b>	<b>0</b>	<b>0</b>	<b>36.2</b>	<b>43</b>	<b>20</b>	<b>18</b>	<b>1</b>	<b>6</b>	<b>32</b>
2018	Lexington (A-)	1-1	4.35	7	7	0	0	0	41.1	37	22	20	3	14	31
	Wilmington (A+)	3-5	4.94	19	19	0	0	0	93.0	99	54	51	3	51	69
	<b>2018 MILB Totals (A-/A+)</b>	<b>4-6</b>	<b>4.76</b>	<b>26</b>	<b>26</b>	<b>0</b>	<b>0</b>	<b>0</b>	<b>134.1</b>	<b>136</b>	<b>76</b>	<b>71</b>	<b>6</b>	<b>65</b>	<b>100</b>
2019	Wilmington (A+)	7-8	3.77	20	20	1	1	0	107.1	95	55	45	5	43	64
	Northwest Arkansas (AA)	1-1	3.47	9	3	0	0	0	23.1	22	9	9	1	11	21
	<b>2019 MILB Totals (A+/AA)</b>	<b>8-9</b>	<b>3.72</b>	<b>29</b>	<b>23</b>	<b>1</b>	<b>1</b>	<b>0</b>	<b>130.2</b>	<b>117</b>	<b>64</b>	<b>54</b>	<b>6</b>	<b>54</b>	<b>85</b>
2020	Did not play (no Minor League season)														
2021	ACL Royals (ROK)	0-0	1.59	3	3	0	0	0	5.2	3	1	1	0	5	5
	Northwest Arkansas (AA)	0-3	4.63	17	2	0	0	0	23.1	21	12	12	1	15	22
	<b>2021 MILB Totals (ROK/AA)</b>	<b>0-3</b>	<b>4.03</b>	<b>20</b>	<b>5</b>	<b>0</b>	<b>0</b>	<b>0</b>	<b>29.0</b>	<b>24</b>	<b>13</b>	<b>13</b>	<b>1</b>	<b>20</b>	<b>27</b>
<b>MILB Totals (4 seasons)</b>		<b>15-20</b>	<b>4.25</b>	<b>85</b>	<b>63</b>	<b>1</b>	<b>1</b>	<b>0</b>	<b>330.2</b>	<b>320</b>	<b>173</b>	<b>156</b>	<b>14</b>	<b>145</b>	<b>244</b>

# JACE VINES | RIGHT-HANDED PITCHER



**HEIGHT:** 6'3"  
**WEIGHT:** 215

**BATS:** RIGHT  
**THROWS:** RIGHT

**BORN:** Sept. 4, 1994  
**BIRTHPLACE:** Dallas, Texas  
**AGE:** 27 (turns 28 on Sept. 4)  
**DRAFTED:** 4th round (133rd overall) - 2016  
**SCHOOL:** Texas A&M



## SINGLE-GAME CAREER HIGHS

**IP (START):** 8.0, 7/12/17 @ DEL  
**IP (RELIEF):** 7.1, 7/26/18 @ SPR  
**RUNS ALLOWED:** 10, 7/19/17 vs. COL

**WALKS:** 5, 2x, last - 4/26/19 @ MID  
**STRIKEOUTS:** 7, 4x, last - 7/26/18 @ SPR  
**MOST HITS ALLOWED:** 11, 3x, last - 5/14/19 vs. TUL

## AWARDS AND ACCOLADES

2017 South Atlantic League Midseason All-Star

## Personal

- Jace Addison Vines
- Graduated from Prosper High School (Texas) in 2013
- Welcomed first child, Ridley, with his wife, Emily, on 10/2/21

## Career Transactions

Selected by Kansas City in the fourth round (133rd overall) of the 2016 MLB Draft

## 2021

- Spent entire season with Triple-A Omaha, making a career-high 44 appearances (43 in relief) in first season as reliever
- Threw second-most relief innings among Storm Chasers bullpen (66.0), trailing only Grant Gavin (74.1)
- Tied for third on team with Jake Newberry for appearances (44)
- Posted a 2.88 ERA in 34.1 innings at home (20 G) while recording a 5.35 ERA in 33.2 innings (24 G) in road games
- Made season debut on 5/5 vs. St. Paul, retiring all six batters he faced in first appearance in 706 days (since 5/30/19) after season-ending injury in 2019
- Made spot start on 6/13 @ St. Paul, allowing one run on one hit in 2.0 innings with two strikeouts and three walks
- Allowed at least one run in six of eight appearances in June, including four straight outings from 6/9-6/23, to post a 6.23 ERA in 13.0 innings in June
- Tied a season-high with three strikeouts on 7/2 @ St. Paul in 1.2 scoreless innings
- Threw a season-high 3.2 scoreless innings on 7/8 vs. Toledo, allowing two hits
- Began July with four consecutive scoreless outings, striking out six and walking one in an 8.0-inning scoreless streak
- Earned first career Triple-A save on 7/23 vs. St. Paul
- Finished July with a 2.55 ERA in a bullpen-high 17.2 innings, earning Omaha Pitcher of the Month honors from Kansas City
- Forced extra innings on 8/3 @ Columbus with three strikeouts in scoreless ninth inning
- Allowed first home run of the season on 8/10 vs. Iowa after beginning season with 49.0 consecutive homerless innings
- Faced four total batters on 8/24 (!) @ Iowa, walking the first two, hitting the third, and walking the final batter he faced to force in a run
- Finished August with 5.2 consecutive scoreless innings across three appearances, striking out six and walking one in that span

## 2020

- Did not participate in organization activities

YR	CLUB	W	L	ERA	G	GS	CG	SHO	SV	IP	H	R	ER	HR	BB	SO	
2016	AZL Royals (ROK)	0-0	10-80	1	0	0	0	0	12	3	2	2	0	1	2		
	Idaho Falls (ROK)	1-6	6-47	12	11	0	0	0	1	55.2	79	51	40	6	17	35	
	2016 Totals (ROK)	1-6	6-59	13	11	0	0	0	1	57.1	82	53	42	6	18	37	
2017	Lexington (A-)	9-5	3-42	19	14	0	0	0	3	100.0	96	45	38	6	23	63	
	Wilmington (A+)	3-3	3-60	7	7	2	0	0	0	40.0	41	17	16	2	15	20	
	Omaha (AAA)	0-0	3-00	1	1	0	0	0	0	6.0	6	2	2	0	0	3	
2017 Totals (A-/A+/AAA)		12-8	3-45	27	22	2	0	3	146.0	143	64	56	8	38	86		
2018	Wilmington (A+)	2-8	5-04	18	17	1	0	1	94.2	122	62	53	5	28	59		
	Northwest Arkansas (AA)	4-3	6-48	9	7	0	0	0	41.2	52	31	30	5	15	28		
	2018 Totals (A+/AA)	6-11	5-48	27	24	1	0	1	136.1	174	93	83	10	43	87		
2019	Northwest Arkansas (AA)	2-5	5-47	11	9	0	0	0	51.0	66	43	31	5	21	40		
2020	Did not play (no Minor League season)																
2021	Omaha (AAA)	6-4	4-10	44	1	0	0	2	68.0	58	32	31	2	35	67		
MiLB Totals (5 seasons)		27-34	4-77	122	67	3	0	7	458.2	523	285	243	31	155	317		

## 2019

- Spent the entire season with Double-A Northwest Arkansas
- Was placed on the injured list on 5/31 with right foot injury and did not pitch the remainder of the season

## 2018

- Split the season between High-A Wilmington and Double-A Northwest Arkansas
- Tied a career-best with seven strikeouts in 7.0 innings on 7/1 vs. Winston-Salem
- Promoted to Northwest Arkansas on 7/15
- Pitched a career-high 7.1 innings of relief on 7/26 @ Springfield, allowing one run on four hits with seven strikeouts and one walk to earn first career Double-A win
- Won his final two starts of the season, both in road games

## 2017

- Split season between Low-A Lexington and High-A Wilmington
- Made a spot start for Triple-A Omaha on 8/28 @ Nashville allowing two runs in 6.0 innings
- Began the season with Low-A Lexington and was used as both a starter and a reliever
- Did not allow a run for five straight appearances from 4/17-5/6, a stretch that spanned 22.0 innings
- Tossed a career-high 8.0 innings on 7/12 @ Delmarva
- Named a 2017 South Atlantic League Midseason All-Star but did not appear in the 2017 South Atlantic League All-Star Game, played at Segra Park in Columbia, S.C.
- Promoted to High-A Wilmington on 7/25
- Pitched a 7.0-inning complete game, his first career complete game, on 8/16 (2) vs. Frederick

## 2016

- Made one appearance with AZL Royals before spending the rest of the season with rookie-level Idaho Falls
- Earned save in Pioneer League debut on 6/26 @ Grand Junction
- Notched his first professional win on 7/14 vs. Helena

## College

- Played for Texas A&M after spending one year at Tyler Junior College
- Went 6-1 with a 4.76 ERA in 2016 at Texas A&M, recording 60 strikeouts in 62.1 innings
- Named the 2015 NJCAA Division III Pitcher of the Year and an NJCAA First Team All-American at Tyler Junior College
- Posted a 10-1 record with a 1.77 ERA while helping the Apaches win Division III national title

STORM CHASERS ORGANIZATION

2022 OMAHA STORM CHASERS

2021 SEASON IN REVIEW

LEAGUE INFORMATION

ROYALS ORGANIZATION

HISTORY & RECORDS

PLAYER & COACH DATABASE

GENERAL INFORMATION

# BOBBY WITT JR. | INFILDER



**HEIGHT:** 6'11"  
**WEIGHT:** 200

**BATS:** RIGHT  
**THROWS:** RIGHT

**BORN:** June 14, 2000  
**BIRTHPLACE:** Bedford, Texas  
**MILB OD AGE:** 21 (turns 22 on June 14)  
**DRAFTED:** 1st round (2nd overall) - 2019  
**SCHOOL:** Colleyville Heritage HS (Tx.)



## SINGLE-GAME CAREER HIGHS

**HITS:** 4, 6/26/21 vs. ARK  
**RUNS:** 3, 4x, last - 8/25/21 @ IOW  
**HOME RUNS:** 3, 5/30/21 vs. SA

**RBI:** 5, 2x, last - 8/7/21 @ COL  
**STOLEN BASES:** 2, 4x, last - 9/22/21 vs. IND  
**HITTING STREAK:** 8 games, 8/6/21-8/14/21

## AWARDS AND ACCOLADES

2021 *Baseball America* Minor League Player of the Year (OMA)  
2021 USA TODAY Sports Minor League Player of the Year (OMA)  
2021 *Baseball America* Minor League All-Star, SS (OMA)  
2021 MLB Pipeline Prospect Team of the Year, DH (OMA)  
2021 MLB Organizational All-Star (OMA)  
2021 George Brett Hitter of the Year  
2021 Triple-A Prospect of the Year (OMA)  
Triple-A East Player of the Month - Aug. 2021 (OMA)  
Triple-A East Offensive Player of the Week - 8/8/21 (OMA)  
2021 SiriusXM All-Star Futures Game Selection (NWA)

## Personal

- Robert Andrew Witt, Jr.
- Graduated from Colleyville Heritage High School (Texas) in 2019
- Hit .500 (63-for-126) with 15 home runs, 44 RBIs and 16 stolen bases as a senior
- Named Gatorade National High School Player of the Year in 2019
- Bypassed a scholarship to play at the University of Oklahoma when he signed with Kansas City
- Was the highest Royals draft pick since Omaha alum Mike Moustakas was selected with the second overall pick in the 2007 MLB Draft
- Third player in Kansas City history to be drafted with the second overall pick, joining Mike Moustakas (2007) and Alex Gordon (2005)
- Father, Bobby Witt, pitched for seven different teams, including 11 seasons with the Texas Rangers, in 16 Major League seasons from 1986-2001 after being drafted third overall by Texas in 1985
- Witts mark the ninth father-son duo to be selected in the first round of the MLB Draft and the first father-son duo to be selected within the first three overall picks, surpassing Tom Grieve (sixth overall in 1968) and Ben Grieve (second overall in 2004)
- Enters 2022 as No. 1 prospect in baseball per MLB Pipeline
- Enters 2022 as consensus No. 1 prospect in Royals organization

## Career Transactions

- Selected by Kansas City in the first round (second overall) of the 2019 MLB Draft

## 2021

- Split the season between Double-A Northwest Arkansas and Triple-A Omaha
- Named *Baseball America* Minor League Player of the Year, becoming the third player in franchise history (Tom Gordon - 1988, Wil Myers - 2012) to earn the honor
- Led Minor League Baseball in extra-base hits (72), ranked second in runs (97), fourth in home runs (33) and RBIs (97), fifth in hits (144), and tied for sixth in doubles (35)
- Became 12th player (and second in Omaha franchise history, joining Wil Myers in 2012) to earn USA TODAY Sports and *Baseball America* Minor League Player of the Year honors in the same year
- Named the "Most Exciting Player" in Triple-A East and Double-A Central in annual survey of Minor League managers by *Baseball America*
- Fell one stolen base shy of recording the third season of 30+ home runs, 30+ doubles, and 30+ stolen bases since 1990, getting caught stealing in final stolen base attempt of the season on Oct. 2 at Iowa
- Recorded 30th stolen base of the season on 9/30 @ Iowa in third inning before game was delayed in fourth inning, suspended, and canceled, nullifying the statistic
- One of two players in Minor League Baseball (Anthony Volpe - 35 2B / 27 HR / 33 SB) with 25+ doubles, 25+ home runs, and 25+ stolen bases
- First Royals minor leaguer since Alex Gordon (29 HR / 22 SB) in 2006 with Double-A Wichita to record a season with 20+ home runs and 20+ stolen bases
- From Triple-A debut on 7/20-10/3, led Triple-A East in runs scored (55), extra-base hits (41), total bases (147), and doubles (24), ranked third in hits (72) and home runs (17), fifth in slugging percentage (.581), sixth in RBIs (46), and eighth in OPS (.933)
- One of 10 players in Royals organization with 10+ home runs (33), 10+ doubles (35), and 10+ stolen bases (29) and only player in Royals organization with 20+ of each

- Hit first career Double-A home run on 5/12 vs. Tulsa
- Hit career-high three home runs on 5/30 vs. San Antonio
- Hit back-to-back-to-back home runs with Nick Pratto and MJ Melendez on 5/30 vs. San Antonio as part of Northwest Arkansas' franchise-record-tying seven-homer game
- Drove in a career-high five runs in career-best 4-for-4 game on 6/26 vs. Arkansas
- Started at shortstop for the American League in the 2021 SiriusXM All-Star Futures Game at Coors Field in Denver, Colo., going 0-for-2 with two 100+ mph lineouts
- Led Double-A Central in total bases (139) and RBIs (51), was tied for first in hits (72), and ranked second in home runs (16) at time of promotion to Triple-A on 7/18
- Made Triple-A debut on 7/20 vs. St. Paul to become first player in Omaha history born after Dec. 31, 1999
- Recorded first Triple-A hit in first Triple-A at-bat on 7/20 vs. St. Paul with a single up the middle in a 2-for-6 game
- Went 3-for-5 with an inside-the-park home run on 7/21 vs. St. Paul for his first career Triple-A home run, recording the first inside-the-park home run in franchise history since Paulo Orlando on 6/26/14 and the first inside-the-park home run at Werner Park since Orlando on 9/1/13
- Hit solo home run on 7/25 vs. St. Paul for first Triple-A home run that cleared fence
- Played third base for first time at Triple-A level on 8/5 @ Columbus with rehabbing Adalberto Mondesi playing shortstop
- Smacked first career grand slam on 8/7 @ Columbus for fourth home run in five-game span and tied a career high with five RBIs
- Named Triple-A East Player of the Week for 8/2-8/8 after going 8-for-27 (.296) with two doubles, four home runs, and 11 RBIs in six-game series at Columbus
- Hit fifth home run in seven-game span on 8/10 vs. Iowa
- Stole 20th base of the season on 8/14 vs. Iowa to clinch a 20+ home run, 20+ stolen base season
- Tied career-best with eight-game hitting streak from 8/6-8/14, batting .300 (9-for-30) with three doubles and three home runs in that span
- Recorded season-best 18-game on-base streak from 7/25-8/14, batting .257/.353/.622 with six doubles and seven home runs in that span
- Notched three extra-base hits on Aug. 25 @ Iowa, going 3-for-5 with a home run, two doubles, three RBIs, and three runs scored
- Named Triple-A East Player of the Month for August—his first full month at Triple-A level—batting .279/.342/.635 while leading the league in runs (25), RBIs (29), doubles (10), and total bases (66) and ranked second in home runs (9)
- Collected three doubles between two games of a doubleheader on 9/1 vs. Toledo, going 3-for-3 with two doubles in Game One and 1-for-3 with a double in Game Two
- Doubled twice on 9/7 @ St. Paul to record 30th and 31st doubles of the year
- Hit inside-the-park home run in first inning on 9/8 @ St. Paul for second inside-the-park home run of the season, becoming first player in franchise history with multiple inside-the-park home runs in a single season
- Homered in the first inning for the third straight game on 9/10 @ St. Paul
- Recorded 70th extra-base hit of the season, a double, on 9/18 vs. Iowa
- Hit back-to-back home runs with Nick Pratto on 9/24 vs. Indianapolis, hitting a 425-ft. solo home run with a 110 mph exit velocity
- Made full-extension, diving catch in shallow left field on 9/29 @ Iowa for play that was nominated for a MiLB Award for Top Play, earning 13 percent of the vote

## 2020

- Spent the season at the Royals alternate training site in Kansas City, Kan. and participated in the Royals postseason camp at Kauffman Stadium in October

## 2019

- Spent his first professional season with AZL Royals
- Went 3-for-6 with two runs scored and one RBI in his professional debut on 6/30 @ AZL Cubs 1
- Collected first professional home run on 8/15 vs. AZL Indians Red

YR	CLUB	G	AB	R	H	2B	3B	HR	RBI	BB	SO	SB	AVG	OBP	SLG	
2019	AZL Royals (ROK)	37	164	30	43	2	5	1	27	13	35	9	.262	.317	.354	
2020	Did not play (no Minor League season)															
2021	Northwest Arkansas (AA)	61	244	44	72	11	4	16	51	25	67	14	.295	.369	.570	
	Omaha (AAA)	62	253	55	72	24	0	17	46	26	64	15	.285	.352	.581	
	<b>2021 MILB Totals (AA/AAA)</b>	<b>123</b>	<b>497</b>	<b>99</b>	<b>144</b>	<b>35</b>	<b>4</b>	<b>33</b>	<b>97</b>	<b>51</b>	<b>131</b>	<b>29</b>	<b>.290</b>	<b>.361</b>	<b>.575</b>	
	<b>MILB Totals (2 seasons)</b>	<b>160</b>	<b>661</b>	<b>129</b>	<b>187</b>	<b>37</b>	<b>9</b>	<b>34</b>	<b>124</b>	<b>64</b>	<b>166</b>	<b>38</b>	<b>.283</b>	<b>.350</b>	<b>.520</b>	

# ANGEL ZERPA | LEFT-HANDED PITCHER



**HEIGHT:** 6'0"  
**WEIGHT:** 220

**BATS:** LEFT  
**THROWS:** LEFT

**BORN:** Sept. 27, 1999  
**BIRTHPLACE:** Valle de la Pascua, Venezuela  
**AGE:** 22 (turns 23 on Sept. 27)  
**ACQUIRED:** Signed as International FA - July 26, 2016  
**MLB SERVICE TIME:** 4 day  
**MLB DEBUT:** Sept. 30, 2021 vs. CLE



## SINGLE-GAME CAREER HIGHS

**IP (START):** 6.0, 6x, last - 7/21/21 @ TUL  
**IP (RELIEF):** 5.1, 8/13/18 vs. CUB2  
**RUNS ALLOWED:** 9, 7/26/19 @ PRN

**WALKS:** 4, 2x, last - 8/18/18 @ MAR  
**STRIKEOUTS:** 10, 7/20/17 @ DSL AST  
**MOST HITS ALLOWED:** 11, 2x, last - 7/26/19 @ PRN

## AWARDS AND ACCOLADES

Appalachian League Pitcher of the Week - 8/11/19 (BUR)  
2017 *Baseball America* Dominican Summer League All-Star (DSL)

(Sebastian Rivero, Jackson Kowar, Emmanuel Rivera, Dylan Coleman)

## PERSONAL

- Angel David Zerpa
- Resides in Anaco, Venezuela

## CAREER TRANSACTIONS

- Signed by Kansas City as international free agent on 7/26/16
- Added to Royals' 40-man roster on 12/2/20

## 2021

- Began season with Low-A Quad Cities before advancing to Double-A Northwest Arkansas and Triple-A Omaha en route to MLB debut with Kansas City
- Posted fifth-best K:BB (3.86) in Royals organization among pitchers with at least 70.0 innings
- Set career-highs in starts (22), innings (88.1), and strikeouts (108)
- Struck out at least seven batters in seven of his eight starts with High-A Quad Cities to begin the season
- Promoted to Double-A Northwest Arkansas on 6/21 and made Double-A debut on 6/22 vs. Arkansas, tying season-high with nine strikeouts in 4.2 innings
- Posted a 2.25 ERA in September with the Naturals following a 14.09 ERA in June, 5.16 ERA in July, and 6.00 ERA in August
- Won Double-A Central Championship with Northwest Arkansas but did not appear in the postseason
- Made Triple-A debut and lone appearance with Omaha on 9/26 vs. Indianapolis in final home game of season
- Allowed leadoff home run to Oneil Cruz before retiring final three batters of first inning
- Recorded first Triple-A strikeout to begin second inning before walking two, hitting one batter, and allowing two doubles before exiting game after 1.1 innings and 34 pitches
- Made MLB debut on 9/30 vs. Cleveland, allowing two unearned runs on three hits with four strikeouts and one walk in 5.0 innings
- Sixth of six Omaha players to make Major League debut in 2021, and fifth to make debut with Kansas City

## 2020

- Participated in the Royals' fall instructional camp in Surprise, Arizona

## 2019

- Began season with rookie-level Idaho Falls before finishing the year with rookie-level Burlington
- Posted a 1.09 ERA in 24.2 innings in home games
- Threw 5.0 scoreless innings and stuck out nine on 8/9 vs. Danville en route to being named Appalachian League Pitcher of the Week
- Finished regular season with 15.0 consecutive scoreless innings across final four starts from 8/9-8/26
- Earned win in Game 1 of Appalachian League Semifinals on 8/30 vs. Pulaski, throwing 5.0 shutout innings while striking out seven
- Allowed four runs on six hits in Game 3 of Appalachian League Championship Series

## 2018

- Spent entire season with AZL Royals in stateside debut
- Ranked second in league in losses (6)

## 2017

- Made professional debut with DSL Royals
- Struck out career-best 10 batters on 7/10 @ DSL Astros
- Held opponent scoreless in five of his 12 starts
- Ranked fourth in the DSL in WHIP (0.91), ninth in batting average against (.208), and 12th in ERA (1.84)

YR	CLUB	W-L	ERA	G	GS	CG	SHO	SV	IP	H	R	ER	HR	BB	SO
2017	DSL Royals (ROK)	3-4	1.84	14	12	0	0	0	63.2	47	15	13	0	11	39
2018	AZL Royals (ROK)	3-6	3.88	11	7	0	0	0	48.2	52	30	21	5	12	34
2019	Burlington (ROK)	6-3	3.33	12	11	0	0	0	51.1	41	19	19	6	13	51
	Idaho Falls (ROK)	0-0	4.15	1	1	0	0	0	4.1	5	2	2	0	1	4
	2019 Totals (ROK)	6-3	3.40	13	12	0	0	0	55.2	46	21	21	6	14	55
2020									Did not play (no Minor League season)						
2021	Quad Cities (A-)	4-0	2.59	8	8	0	0	0	41.2	32	12	12	2	8	53
	Northwest Arkansas (AA)	0-3	5.96	13	13	0	0	0	45.1	51	30	30	7	19	54
	Omaha (AAA)	0-1	20.25	1	1	0	0	0	1.1	2	3	3	1	1	1
	KANSAS CITY (MLB)	0-1	0.00	1	1	0	0	0	5.0	3	2	0	0	1	4
	2021 MLB Totals (A-/AA/AAA)	4-4	4.58	22	22	0	0	0	88.1	85	45	45	10	28	108
	MLB Totals (4 seasons)	16-17	3.51	60	53	0	0	0	256.1	230	111	100	21	65	236
	MLB Totals (1 season)	0-1	0.00	1	1	0	0	0	5.0	3	2	0	0	1	4

STORM CHASERS ORGANIZATION

2022 OMAHA STORM CHASERS

2021 SEASON IN REVIEW

LEAGUE INFORMATION

ROYALS ORGANIZATION

HISTORY & RECORDS

PLAYER & COACH DATABASE

GENERAL INFORMATION



# 2021 SEASON IN REVIEW

---

2 0 2 2   M E D I A   G U I D E



# 2021 SEASON NEWS AND NOTES

STORM CHASERS ORGANIZATION

2022 OMAHA STORM CHASERS

2021 SEASON IN REVIEW

LEAGUE INFORMATION

ROYALS ORGANIZATION

HISTORY & RECORDS

PLAYER & COACH DATABASE

GENERAL INFORMATION

**2021 IN REVIEW:** The Omaha Storm Chasers finished with a 73-56 overall record, which includes a 7-2 record during the Triple-A Final Stretch. It was the franchise's first season with a record over .500 since 2015 (80-64, .556) and the best winning percentage (.566) since 2012 (83-61, .576). Omaha's .566 winning percentage in 2021 is the eighth-best winning percentage in franchise history, with each of the seven better winning percentages resulting in a first place finish. After entering first place in the Midwest Division on May 25 and holding at least a share of first place for 78 consecutive days (May 25-Aug. 10), Omaha finished in second place in the division, 3.0 games behind the Toledo Mud Hens (DET). Omaha's 7-2 record during the Triple-A Final Stretch was the best in the Midwest Division and tied for fourth in Triple-A East.

**THANK YOU, POLEY:** Storm Chasers manager **Brian Poldberg** announced his retirement from managing on Sept. 23, managing his final game at Werner Park on Sept. 19 vs. Indianapolis and his final game overall on Oct. 3 at Iowa. Poldberg, 64, began his 33-year coaching career with the Appleton Foxes in 1987 before becoming the team's manager in 1988. An Omaha native and Carter Lake, Iowa, resident, Poldberg became the 18th manager in Omaha franchise history in 2014, leading the Storm Chasers to a Triple-A National Championship. He also won championships with the Wilmington Blue Rocks (1998) and Northwest Arkansas Naturals (2010). In 21 seasons as a manager—all in the Kansas City Royals organization—Poldberg has a career record of 1,355-1,409 (.490), which includes a 480-495 (.492) record in seven seasons with Omaha. Poldberg trails only **Mike Jirschele**, who went 995-1,018 in 14 seasons, in wins and seasons as Omaha's manager. Prior to beginning his coaching career, Poldberg spent parts of six seasons as a player, including three with the Omaha Royals from 1983-1985, playing in 179 games for Omaha.

**PREPARE FOR TAKEOFF:** The Storm Chasers led Triple-A East and all of Minor League Baseball with 231 home runs, finishing the season as the only team in Minor League Baseball with 200+ home runs. The 231 home runs tied the franchise record for the most home runs in a single season, set by the 1999 Omaha Golden Spikes with 231 home runs in 141 games in 1999, and was the third 200+ home run season in franchise history (215 - 1998, 231 - 1999). The 2021 Storm Chasers' rate of 1.79 home runs/game (231 HR / 129 G) is the best single-season home run rate in franchise history. Omaha hit at least one home run in 104 of 129 games in 2021, recording a 68-36 record when hitting at least one home run and a 5-20 record when failing to hit a home run. The Chasers recorded 63 multi-homer games, including eight four-homer games, six five-homer games, and two seven-homer games. Omaha recorded four streaks in 2021 of homering in 10+ consecutive games, notching a home run in a season-long 13 consecutive games three times, including to end the season from Sept. 15-Oct. 3.

**BEST OF THE BEST: SS Bobby Witt Jr.**, the consensus No. 3 prospect in baseball and No. 1 prospect in the Kansas City Royals organization, was named *Baseball America* Minor League Player of the Year and USA TODAY Sports Minor League Player of the Year. He is the second player in franchise history (**Tom Gordon** - 1988, **Wii Myers** - 2012) to be named *Baseball America* Minor League Player of the Year and the third in Kansas City Royals history (T. Gordon - 1988, **Alex Gordon** - 2006, **Myers** - 2012). Witt Jr., 21, is the 12th player to earn *Baseball America* Minor League Player of the Year and USA TODAY Sports Minor League Player of the Year honors in the same season. He made his Triple-A debut on July 20, batting .285/.352/.581 with 55 runs scored, 24 doubles, 17 home runs, 46 RBIs, and 15 steals in 62 games with Omaha. In 123 total games between Double-A Northwest Arkansas and Triple-A Omaha, Witt Jr. hit .290/.361/.575 with 99 runs scored, 35 doubles, 33 home runs, 97 RBIs, and 29 stolen bases. He led Minor League Baseball with 72 extra-base hits, was second in runs (99), fourth in home runs (33) and RBIs (97), fifth in hits (144), and sixth in doubles (35). With 20+ home runs and 20+ stolen bases, he became the first Royals minor league player to record a 20-20 season since A. Gordon (29 HR / 22 SB) in 2006. He ended the season one stolen base shy of recording the third season since 1990 with 30+ home runs, 30+ stolen bases, and 30+ doubles. He recorded a stolen base—which would have been his 30th of the season—on Sept. 30 at Iowa before the game was canceled prior to becoming official, nullifying the statistic.

**THE HOME RUN CHAMP: CF MJ Melendez** hit 41 home runs between Double-A (28) and Triple-A (13) in 2021, leading all of Minor League Baseball in home runs and hitting the most by a minor league player in a single season since 2014 (Kris Bryant, 43). Melendez is the first player since 2016 (Dylan Cozens, 40) to hit 40+ homers in a single Minor League season and the 14th player (17th instance) to do so since 1990. Melendez is the first primary catcher to record a 40+ homer season since 1995 (Todd Greene, 40). Of Melendez' 41 home runs, 30 came as a catcher, seven as a designated hitter, and four as a third baseman. He is the third Royals minor league player to record a 40+ homer season—joining **Chris Hatcher** (46, 1998) and **Brandon Berger** (40, 2001)—and the fifth—joining Hatcher, Berger, **Craig Brazell** (39, 2007), and **Mike Moustakas** (36, 2010)—to lead Minor League Baseball in home runs. He joins Brazell and Moustakas as a recipient of the Joe Bauman Home Run Award, given annually to Minor League Baseball's leader in home runs since 2002. In addition to leading Minor League Baseball in home runs (41), Melendez finished the season second in Minor League Baseball in RBIs (103), fourth in extra-base hits (66), fifth in OPS (1.011), and tied for seventh in runs scored (95).

**KING KOWAR: RHP Jackson Kowar** was named Triple-A East Pitcher of the Year in addition to earning Triple-A East All-Star honors as the league's top right-handed pitcher. He posted a 3.46 ERA across 17 games (16 starts) with Omaha in his first season at the Triple-A level, striking out 115 and walking 34 in 80.1 innings while compiling a 9-4 record. His 115 strikeouts led the league at the time of his promotion to Kansas City on Sept. 1. Among Triple-A East pitchers with a minimum of 80.0 innings, Kowar ranked first in strikeout percentage (34.0%), sixth in batting average against (.220), and eighth in ERA (3.46). He began the season by earning Triple-A East Pitcher of the Month honors for May, recording a 1.01 ERA in 26.2 innings across his first five starts. Also named Omaha's Pitcher of the Year, Kowar lowered his ERA to 0.85 following his sixth start before being called up by Kansas City for his Major League debut on June 7 at Los Angeles-AL. In two stints with Kansas City, Kowar posted an 11.27 ERA in 30.1 innings across nine appearances (eight starts) with 29 strikeouts and 20 walks.

**MCBROOM GOES THE DYNAMITE: INF/OF Ryan McBroom** finished the season with a career-high 32 home runs, the most in Triple-A and a new Storm Chasers-era (2011-pres.) single-season record. It was the most home runs in a single season by an Omaha player since **Calvin Pickering** hit 35 in 2004 and 14 shy of tying the overall franchise record of 46, set by **Chris Hatcher** in 1998. McBroom hit seven home runs in May, a season-best eight home runs—including his first career three-homer game on June 13 at St. Paul—in June, three home runs in July, seven home runs in August, seven home runs in September, and zero in October. Omaha's Hitter of the Year, he also led the league in runs scored (78), finished second in the league in RBIs (88), tied for fourth in extra-base hits (48), seventh in slugging percentage (.524), and ninth in total hits (113) to earn Triple-A East All-Star honors at designated hitter. McBroom played a team-high 115 games, batting fourth in the lineup 96 times and hitting fifth 19 times. He started 50 games at designated hitter, 47 at first base, 10 in right field, and eight in left field.

**CALLED UP:** Five 2021 Storm Chasers made their Major League debuts in 2021, all with Kansas City: **C Sebastian Rivero** (May 8), **RHP Jackson Kowar** (June 7), **INF Emmanuel Rivera** (June 28), **RHP Dylan Coleman** (Sept. 21), and **LHP Angel Zerpa** (Sept. 30). 68 Omaha alumni have made their MLB debut with the Royals since 2011.

**OUTSTANDING OLIVARES: OF Edward Olivares** played 66 games with Omaha in 2021, batting .313/.397/.559 with 12 doubles, 15 home runs, 36 RBIs, and 12 stolen bases. He led the team in batting average (min. 150 PAs) while finishing fifth on the team in games played. While he did not have enough plate appearances to qualify for league leaderboards, among Triple-A East players with a minimum of 250 plate appearances, Olivares ranked fourth in average (.313), eighth in on-base percentage (.397), and 10th in slugging percentage (.559) to be the only player (min. 250 PAs) to rank in the top 10 in each category. Olivares played 39 total games with Kansas City in 2021 in six stints with the team, batting .238/.291/67 with two doubles, five home runs, and 12 RBIs.

**POWERFUL PRATTO: 1B/OF Nick Pratto** played 63 games with Omaha following his debut on July 20 vs. St. Paul, batting .259/.367/.634 with 15 doubles, 21 home runs, and 55 RBIs. Between Double-A Northwest Arkansas and Triple-A Omaha, Pratto combined to hit .265/.385/.602 with 98 runs scored, 28 doubles, 36 home runs, 98 RBIs, and 83 walks. He finished the season second in Minor League Baseball in extra-base hits (71), tied for second in home runs (36), third in RBIs (98), tied for third in runs scored (98), fifth in walks (83), and seventh in slugging percentage (.602). Pratto finished the season with five home runs in his final seven games (Sept. 24-Oct. 3) and at least one RBI in seven of his final eight games.

**TALE OF TWO SEASONS: OF Kyle Isbel** hit .228/.327/.363 with four doubles, five home runs, and a 43:18 strikeout-to-walk ratio through his first 43 games at the Triple-A level (May 4-June 26) while batting first, second, or third in the lineup. After hitting fifth in the lineup for the first time on June 29 at St. Paul, Isbel hit .300/.380/.507 with 14 doubles, 10 home runs, and a 48:27 strikeout-to-walk ratio in his final 62 games, batting fifth or sixth in the lineup in 57 of those 62 games and batting seventh in his last two games before being recalled on Sept. 12. Isbel played 28 games with Kansas City—12 prior to the beginning of the Storm Chasers' season and 16 after his promotion on Sept. 12—batting .276/.337/.434 with five doubles, two triples, and one home run.

**FINEST IN THE FIELD: 1B/OF Nick Pratto** was named the 2021 Minor League recipient of the *Rawlings* Gold Glove Award at first base, becoming the fourth player in franchise history to earn a *Rawlings* Gold Glove Award, joining **Luis Alcaraz** (2B, 1969), **Rudy Kinard** (SS, 1978), and **Derrick Robinson** (OF, 2012). In 63 games with Omaha, Pratto posted 375 putouts and 28 assists in 404 total chances at first base while helping turn 43 double plays. In 113 total games between Double-A Northwest Arkansas and Triple-A Omaha, Pratto committed two errors in 955.2 innings at first base for a .998 fielding percentage, the highest among the nine players to earn a Minor League *Rawlings* Gold Glove Award in 2021.

DATE	OPPONENT	RESULT	REC	PLACE	G (+/-)	WIN	LOSS	SAVE	TOG	GT	TEMP	ATT.
5/4	St. Paul	W, 8-2	1-0	T-1st	+1.0	<b>J. Kowar (1-0)</b>	A. Albers (0-1)	--	2:41	63	3,261	
5/5	St. Paul	L, 10-4	1-1	T-3rd	-1.0	C. Barnes (1-0)	<b>C. Hernández (0-1)</b>	--	3:06	63	2,129	
5/6	St. Paul	W, 4-3 (11)	2-1	T-2nd	-0.5	<b>A. Sotillet (1-0)</b>	D. Couloumbe (0-1)	--	3:58	64	2,644	
5/7	St. Paul	W, 4-2	3-1	T-1st	+1.0	<b>J. Vines (1-0)</b>	J. Minaya (0-1)	--	3:14	66	2,785	
5/8	St. Paul	L, 8-2	3-2	2nd	-1.0	S. Anderson (1-0)	<b>J. Kalish (0-1)</b>	--	3:36 (:52)	55	3,177	
5/9	St. Paul	W, 6-1 (7)	4-2	2nd	-0.5	<b>J. Kowar (2-0)</b>	I. Gibaut (0-1)	--	2:20	55	2,607	
5/11	@ Columbus	L, 2-0	4-3	3rd	-1.5	K. McCarty (2-0)	<b>J. Vines (1-1)</b>	DJ Johnson (2)	2:25	53	2,512	
5/12	@ Columbus	W, 5-4	5-3	2nd	-0.5	<b>K. Zimmer (1-0)</b>	D. Young (0-1)	<b>G. Speier (1)</b>	3:23	60	2,117	
5/13	@ Columbus	W, 8-6	6-3	1st	+0.5	<b>J. Vines (2-1)</b>	C. Sirdi (2-1)	--	3:38	63	2,512	
5/14	@ Columbus	L, 10-7	6-4	2nd	-0.5	A. Gose (1-0)	<b>D. Snider (0-1)</b>	B. Parker (3)	3:10	68	3,714	
5/15	@ Columbus	W, 4-2	7-4	1st	+0.5	<b>J. Kowar (3-0)</b>	E. Morgan (0-1)	<b>G. Speier (2)</b>	3:10	72	4,066	
5/16	@ Columbus	W, 8-3	8-4	1st	+0.5	<b>C. Snider (1-1)</b>	K. Dowdy (1-1)	--	3:04	72	3,747	
5/18	@ Iowa	PPD			+1.0							
5/19	@ Iowa	L, 5-4	8-5	2nd	-0.5	J. Adam (1-0)	<b>D. Lynch (0-1)</b>	--	3:02	70	2,851	
5/20	@ Iowa	L, 16-1	8-6	3rd	-1.0	K. Stewart (1-1)	<b>S. Blewett (0-1)</b>	--	2:45	69	2,487	
5/21	@ Iowa	L, 9-8	8-7	3rd	-2.0	M. Rucker (1-0)	<b>R. Bolaños (0-1)</b>	R. Meisinger (2)	2:57	77	4,153	
5/22	@ Iowa	W, 7-1	9-7	3rd	-2.0	<b>J. Kowar (4-0)</b>	J. Biagini (1-2)	--	3:02 (:11)	75	3,899	
5/23	@ Iowa	W, 7-5	10-7	2nd	-1.0	<b>C. Hernández (1-1)</b>	A. Mills (0-1)	<b>G. Speier (3)</b>	3:05	78	4,018	
5/25	Indianapolis	W, 3-1	11-7	T-1st	+1.5	<b>D. Lynch (1-1)</b>	M. Eckelman (0-2)	<b>A. Swarzak (1)</b>	2:31	84	2,822	
5/26	Indianapolis	W, 10-7	12-7	1st	+1.0	<b>E. Butler (1-0)</b>	G. Hartlieb (0-1)	<b>G. Speier (4)</b>	3:25	83	2,547	
5/27	Indianapolis	W, 6-5	13-7	1st	+2.0	<b>A. Swarzak (1-0)</b>	B. Ogle (0-1)	--	3:24	63	2,427	
5/28	Indianapolis	W, 3-0	14-7	1st	+3.0	<b>J. Kowar (5-0)</b>	S. Wright (1-1)	<b>J. Newberry (1)</b>	2:47	52	2,397	
5/29	Indianapolis	W, 6-2	15-7	1st	+3.5	<b>C. Snider (2-1)</b>	B. Sulser (2-2)	--	2:58	66	5,048*	
5/30	Indianapolis	W, 7-2	16-7	1st	+3.5	<b>M. Shawaryn (1-0)</b>	C. Ponce (0-1)	--	3:10	63	3,371	
6/1	Iowa	W, 5-3	17-7	1st	+4.0	<b>G. Speier (1-0)</b>	R. Meisinger (1-1)	--	3:01	73	2,548	
6/2	Iowa	L, 2-0	17-8	1st	+4.0	K. Ryan (1-0)	<b>J. Vines (2-2)</b>	J. Jewell (1)	2:37	80	3,829	
6/3	Iowa	W, 8-5	18-8	1st	+5.0	<b>C. Hernández (2-1)</b>	R. Stock (0-3)	<b>A. Swarzak (2)</b>	2:50	85	4,035	
6/4	Iowa	W, 13-8	19-8	1st	+4.5	<b>E. Butler (2-0)</b>	M. Swarmer (0-1)	--	3:31	91	3,105	
6/5	Iowa	W, 5-0	20-8	1st	+5.0	<b>S. Blewett (1-1)</b>	S. Effross (0-1)	<b>G. Speier (5)</b>	2:33	90	4,682	
6/6	Iowa	W, 8-3	21-8	1st	+6.0	<b>J. Vines (3-2)</b>	A. Sampson (0-1)	--	2:51	84	3,529	
6/8	@ St. Paul	L, 4-1	21-9	1st	+5.0	I. Hamilton (2-0)	<b>T. Zuber (0-1)</b>	D. Coulombe (2)	2:52	94	5,043	
6/9	@ St. Paul	W, 5-2	22-9	1st	+6.0	<b>A. Sotillet (2-0)</b>	J. Duran (0-2)	<b>A. Swarzak (3)</b>	3:07 (:15)	78	4,778	
6/10	@ St. Paul	W, 16-9	23-9	1st	+7.0	<b>D. Lynch (2-1)</b>	C. Shepherd (1-2)	--	3:20	96	4,852	
6/11	@ St. Paul	W, 6-4	24-9	1st	+7.0	<b>S. Blewett (2-1)</b>	R. Whalen (0-2)	<b>A. Swarzak (4)</b>	3:04	88	5,887	
6/12	@ St. Paul	L, 9-5	24-10	1st	+6.0	A. Albers (2-2)	<b>J. Junis (0-1)</b>	--	3:14	85	7,042	
6/13	@ St. Paul	W, 15-4	25-10	1st	+6.0	<b>G. Gavin (1-0)</b>	C. Barnes (2-1)	--	3:01	90	5,209	
6/15	Louisville	W, 11-5	26-10	1st	+7.0	<b>D. Lynch (3-1)</b>	B. Takahashi (1-3)	--	3:05	91	3,033	
6/16	Louisville	L, 8-4	26-11	1st	+6.0	R. Sanmartin (1-1)	<b>E. Butler (2-1)</b>	--	3:01	93	2,576	
6/17	Louisville	W, 6-5	27-11	1st	+6.0	<b>J. Vines (4-2)</b>	H. Greene (0-1)	<b>J. Newberry (2)</b>	2:47	100	3,048	
6/18	Louisville	W, 5-1	28-11	1st	+7.0	<b>S. Blewett (3-1)</b>	M. Mariot (0-1)	--	3:05	87	3,389	
6/19	Louisville	L, 12-2	28-12	1st	+6.0	R. O'Brien (2-2)	<b>M. Martínez (0-1)</b>	--	3:03	90	3,963	
6/20	Louisville	W, 7-4	29-12	1st	+6.0	<b>G. Gavin (2-0)</b>	B. Takahashi (1-4)	<b>T. Zuber (1)</b>	3:08	80	3,426	
6/22	@ Iowa	PPD			+6.5							
6/23 (1)	@ Iowa	W, 12-4 (7)	30-12	1st	+7.0	<b>J. Kalish (1-1)</b>	M. Swarmer (0-4)	--	2:28	86	--	
6/23 (2)	@ Iowa (5/18)	L, 8-5 (7)	30-13	1st	+7.0	A. Sampson (2-2)	<b>S. Blewett (3-2)</b>	J. Jewell (2)	2:19	86	4,680	
6/24	@ Iowa	W, 8-6 (Rain/731-13)	31-13	1st	+7.0	<b>G. Speier (2-0)</b>	M. Hauschild (0-1)	<b>D. Tapia (1)</b>	2:59 (:32)	85	3,912	
6/25	@ Iowa	L, 4-3	31-14	1st	+6.0	B. Leeper (1-0)	<b>J. Newberry (0-1)</b>	--	2:40	85	8,214	
6/26	@ Iowa	W, 13-2	32-14	1st	+7.0	<b>D. Lynch (4-1)</b>	J. Biagini (1-3)	--	3:33 (:16)	75	7,283	
6/27	@ Iowa	L, 6-1	32-15	1st	+7.0	K. Stewart (2-3)	<b>J. Kowar (5-1)</b>	--	2:41	80	7,239	
6/29	@ St. Paul	L, 15-4	32-16	1st	+6.0	K. Barraclough (5-0)	<b>J. Junis (0-2)</b>	--	3:34	82	6,676	
6/30	@ St. Paul	L, 7-4	32-17	1st	+5.0	A. Albers (3-3)	<b>S. Blewett (3-3)</b>	N. Vincent (2)	3:06	84	5,610	
7/1	@ St. Paul	W, 6-1	33-17	1st	+5.0	<b>M. Martínez (1-1)</b>	M. Pineda (0-1)	--	2:59	84	6,012	
7/2	@ St. Paul	L, 7-3	33-18	1st	+5.0	J. Winder (1-0)	<b>D. Lynch (4-2)</b>	--	2:36	85	8,002	
7/3	@ St. Paul	L, 4-2	33-19	1st	+4.0	C. Barnes (4-2)	<b>J. Kowar (5-2)</b>	I. Hamilton (1)	2:30	88	8,609	
7/4	@ St. Paul	W, 10-6	34-19	1st	+4.0	<b>E. Butler (3-1)</b>	J. Harvey (0-1)	--	3:08	94	9,317	
7/6	Toledo	W, 7-5 (10)	35-19	1st	+5.0	<b>J. Newberry (1-1)</b>	R. Ross Jr. (2-6)	--	3:54	86	3,739	
7/7	Toledo	L, 2-0	35-20	1st	+4.0	R. Pinto (4-1)	<b>D. Lynch (1-2)</b>	A. De Jesus (2)	2:29	75	3,350	
7/8	Toledo	L, 12-5	35-21	1st	+3.0	N. Blackwood (1-0)	<b>M. Martínez (4-3)</b>	--	3:08	79	4,570	
7/9	Toledo	W, 3-2	36-21	1st	+4.0	<b>G. Gavin (3-0)</b>	D. Hutchison (6-3)	<b>T. Zuber (2)</b>	2:56	90	4,174	
7/10	Toledo	PPD			+4.0							
7/11	Toledo	W, 6-5	37-21	1st	+5.0	<b>D. Tapia (1-0)</b>	B. Garcia (0-1)	--	3:43	80	5,538	
7/13	@ Indianapolis	L, 3-2	37-22	1st	+4.0	M. Keller (1-0)	<b>M. Martínez (1-3)</b>	N. Mears (1)	2:34	78	6,888	
7/14	@ Indianapolis	W, 6-5 (12)	38-22	1st	+4.0	<b>T. Zuber (1-1)</b>	M. Eckelman (0-4)	<b>D. Tapia (2)</b>	4:01	84	5,050	
7/15	@ Indianapolis	L, 4-3 (Rain/5)	38-23	1st	+4.0	S. Miller (1-0)	<b>J. Vines (4-3)</b>	--	1:38 (:140)	78	5,834	
7/16	@ Indianapolis	PPD			+3.5							
7/17 (1)	@ Indianapolis	W, 2-1	39-23	1st	+4.0	<b>J. Kowar (6-2)</b>	S. Brault (0-1)	<b>T. Zuber (3)</b>	2:02	80	--	
7/17 (2)	@ Indianapolis	W, 4-3	40-23	1st	+5.0	<b>E. Butler (4-1)</b>	B. Sulser (4-3)	<b>G. Gavin (1)</b>	2:20	79	9,531	
7/18	@ Indianapolis	L, 12-5	40-24	1st	+4.0	B. Ogle (2-2)	<b>G. Gavin (3-1)</b>	--	3:36	81	7,258	
7/20	St. Paul	L, 6-4 (10)	40-25	1st	+4.0	A. Vazquez (4-0)	<b>G. Gavin (3-2)</b>	I. Hamilton (2)	3:38	78	5,005	
7/21	St. Paul	L, 7-6	40-26	1st	+3.0	J. Moran (1-0)	<b>J. Kalish (1-0)</b>	N. Vincent (4)	3:39	83	3,229	

DATE	OPPONENT	RESULT	REC	PLACE	G (+/-)	WIN	LOSS	SAVE	TOG	GT	TEMP	ATT.
7/22	St. Paul	L, 7-5	40-27	1st	+2.0	B. Burrows (2-1)	<b>J. Newberry (1-2)</b>	I. Hamilton (3)	3:06	86	4,326	
7/23	St. Paul	W, 5-3	41-27	1st	+3.0	<b>J. Kowar (7-2)</b>	C. Barnes (5-3)	<b>J. Vines (1)</b>	3:07	91	5,552	
7/24	St. Paul	L, 3-1	41-28	1st	+2.0	K. Barraclough (6-0)	<b>J. Newberry (1-3)</b>	J. Moran (1)	2:58	89	5,342	
7/25	St. Paul	W, 9-6	42-28	1st	+2.0	<b>D. Coleman (1-0)</b>	I. Hamilton (2-1)	<b>J. Payamps (1)</b>	3:12	86	4,640	
7/27	@ Toledo	L, 9-3	42-29	1st	+1.0	R. Pinto (6-1)	<b>B. Barker (0-1)</b>	--	2:47	86	4,159	
7/28	@ Toledo	W, 14-12	43-29	1st	+2.0	<b>J. Payamps (2-1)</b>	R. Ross Jr. (2-8)	--	4:33	85	4,415	
7/29	@ Toledo	W, 8-5	44-29	1st	+3.0	<b>J. Vines (5-3)</b>	A. De Jesus (3-1)	<b>J. Payamps (2)</b>	3:16	85	5,069	
7/30	@ Toledo	L, 11-4	44-30	1st	+2.0	P. Payano	<b>B. Singer (0-1)</b>	--	3:06	77	6,819	
7/31	@ Toledo	L, 3-0	44-31	1st	+1.0	M. Leiter Jr. (5-0)	<b>J. Kalish (1-3)</b>	W. Vest (1)	2:42	79	8,139	
8/1	@ Toledo	L, 6-3	44-32	T-1st	+0.0	A. Lange (1-1)	<b>J. Newberry (1-4)</b>	--	3:03	76	6,684	
8/3	@ Columbus	W, 11-7 (11)	45-32	1st	+1.0	<b>D. Coleman (2-0)</b>	J. Mota (0-1)	--	4:38 (16)	80	10,100	
8/4	@ Columbus	L, 6-4	45-33	T-1st	+0.0	Kevin Herget (6-3)	<b>B. Singer (0-2)</b>	J. Stephens (5)	3:26	84	6,161	
8/5	@ Columbus	W, 7-4	46-33	1st	+1.0	<b>M. Martinez (2-3)</b>	H. Fillmyer (1-5)	--	3:09	85	6,041	
8/6	@ Columbus	L, 5-4 (10)	46-34	1st	+0.5	J. Stephens (1-0)	<b>T. Zuber (1-2)</b>	--	3:26	88	7,595	
8/7	@ Columbus	W, 13-10	47-34	1st	+1.5	<b>B. Barker (1-1)</b>	S. Moss (1-5)	<b>T. Zuber (4)</b>	4:01 (12)	68	8,331	
8/8	@ Columbus	L, 4-0	47-35	1st	+1.5	L. Allen (2-3)	<b>E. Butler (4-2)</b>	--	2:31	90	6,504	
8/10	Iowa	L, 10-2	47-36	1st	+0.5	M. Swarmer (2-5)	<b>J. Kowar (7-3)</b>	--	3:14	88	3,141	
8/11	Iowa	L, 12-7	47-37	2nd	-0.5	E. Roberts (2-0)	<b>M. Martinez (2-4)</b>	--	4:03	88	2,968	
8/12	Iowa	W, 2-1	48-37	T-1st	+0.0	<b>J. Kalish (2-3)</b>	M. Hauschild (0-6)	<b>T. Zuber (5)</b>	2:49	82	5,593	
8/13	Iowa	L, 5-4	48-38	2nd	-1.0	T. Cingrani (1-0)	<b>T. Zuber (1-3)</b>	--	3:27	82	5,752	
8/14	Iowa	W, 6-2	49-38	1st	+0.5	<b>E. Butler (5-2)</b>	J. Biagini (2-6)	--	3:04	81	7,061	
8/15	Iowa	L, 10-0	49-39	1st	+0.5	D. Maples (2-0)	<b>J. Kowar (7-4)</b>	M. Swarmer (1)	3:17	84	5,754	
8/17	Columbus	L, 7-4	49-40	2nd	-0.5	A. Gose (5-1)	<b>M. Martinez (2-5)</b>	--	3:09	85	2,977	
8/18	Columbus	L, 7-5 (10)	49-41	2nd	-1.5	J. Stephens (2-0)	<b>J. Vines (5-4)</b>	--	3:55	84	2,001	
8/19	Columbus	L, 8-3	49-42	3rd	-2.5	M. Koch (2-2)	<b>K. Zimmer (1-1)</b>	--	3:10	85	4,528	
8/20	Columbus	L, 12-3	49-43	3rd	-2.5	K. Herget (7-3)	<b>J. Kalish (2-4)</b>	--	3:37 (129)	83	4,217	
8/21	Columbus	W, 3-0	50-43	3rd	-2.0	<b>J. Kowar (8-4)</b>	B. Peacock (0-3)	<b>T. Zuber (6)</b>	2:39	76	5,147	
8/22	Columbus	W, 14-4	51-43	3rd	-1.5	<b>S. Blewett (4-3)</b>	JC Mejia (0-3)	--	3:57	85	4,443	
8/24 (1)	@ Iowa	W, 8-6 (8)	52-43	T-2nd	-1.5	<b>D. Coleman (3-0)</b>	E. Roberts (2-1)	--	3:00	94	--	
8/24 (2)	@ Iowa	L, 8-1 (7)	52-44	3rd	-2.0	M. Swarmer (3-6)	<b>B. Barker (1-2)</b>	--	1:59	81	4,450	
8/25	@ Iowa	W, 10-3	53-44	2nd	-2.0	<b>E. Butler (6-2)</b>	A. Alzoyal (0-1)	--	3:04	90	3,831	
8/26	@ Iowa	W, 3-2	54-44	2nd	-2.0	<b>J. Vines (6-4)</b>	M. Walden (6-4)	<b>T. Zuber (7)</b>	3:14	85	4,234	
8/27	@ Iowa	W, 11-5	55-44	2nd	-2.0	<b>J. Kowar (9-4)</b>	M. Hauschild (0-7)	--	3:20	92	6,580	
8/28	@ Iowa	W, 7-1	56-44	2nd	-1.5	<b>M. Martinez (3-5)</b>	C. Abbott (1-6)	--	2:51	90	6,253	
8/29	@ Iowa	W, 4-3 (11)	57-44	2nd	-2.0	<b>C. Sanabria (1-0)</b>	B. Whitney (0-1)	--	3:44	78	6,585	
8/31	Toledo	W, 9-3	58-44	2nd	-1.0	<b>E. Butler (7-2)</b>	R. Pinto (8-2)	--	3:14	77	2,828	
9/1	Toledo	L, 7-2 (7)	58-45	2nd	-2.0	L. Shore (5-2)	<b>J. Kalish (2-5)</b>	L. St. John (1)	2:28	80	--	
9/1	Toledo (2)	W, 4-3 (8)	59-45	2nd	-1.0	<b>G. Gavin (4-2)</b>	A. De Jesus (3-3)	--	2:57	76	2,338	
9/2	Toledo	L, 5-3	59-46	2nd	-2.0	P. Payano (4-5)	<b>M. Martinez (3-6)</b>	W. Vest (2)	2:53	72	3,456	
9/3	Toledo	W, 6-4	60-46	2nd	-1.0	<b>G. Speier (3-0)</b>	W. Pinto (1-3)	<b>D. Coleman (1)</b>	3:00	72	3,750	
9/4	Toledo	W, 4-2	61-46	T-1st	+0.0	<b>G. Gavin (5-2)</b>	A. De Jesus (3-4)	<b>D. Coleman (2)</b>	3:05	76	4,973	
9/5	Toledo	L, 11-0	61-47	2nd	-1.0	R. Pinto (9-2)	<b>E. Butler (7-3)</b>	L. St. John (2)	3:24	80	4,777	
9/7	@ St. Paul	L, 6-5	61-48	2nd	-2.0	K. Barraclough (8-1)	<b>C. Snider (2-2)</b>	--	2:51	74	5,113	
9/8	@ St. Paul	L, 17-3	61-49	2nd	-3.0	D. Strotman (8-3)	<b>R. Bolaños (0-2)</b>	--	3:30	69	4,608	
9/9	@ St. Paul	W, 4-2	62-49	2nd	-2.0	<b>M. Martinez (4-6)</b>	B. Burrows (2-5)	<b>D. Coleman (3)</b>	3:05	74	5,553	
9/10	@ St. Paul	W, 6-3	63-49	2nd	-2.0	<b>C. Snider (3-2)</b>	C. Barnes (6-4)	<b>J. Vines (2)</b>	2:59	80	7,034	
9/11	@ St. Paul	L, 21-4	63-50	2nd	-3.0	D. Law (1-0)	<b>B. Barker (1-3)</b>	--	3:34	77	7,131	
9/12	@ St. Paul	W, 3-2 (10)	64-50	2nd	-3.0	<b>D. Coleman (4-0)</b>	C. Nunn (0-1)	--	3:16	65	6,122	
9/14	Iowa	L, 8-1	64-51	2nd	-3.0	E. Roberts (3-2)	<b>R. Bolaños (0-3)</b>	--	3:03	73	3,140	
9/15	Iowa	L, 6-5	64-52	2nd	-4.0	C. Abbott (4-6)	<b>M. Martinez (4-7)</b>	B. Little (2)	2:59	79	3,015	
9/16	Iowa	L, 8-5	64-53	2nd	-5.0	J. McClelland (2-1)	<b>G. Gavin (5-3)</b>	--	3:08	87	4,103	
9/17	Iowa	L, 6-5 (12)	64-54	2nd	-5.0	J. Gámez (1-3)	<b>J. Newberry (1-5)</b>	--	4:20	72	3,896	
9/18	Iowa	W, 14-3	65-54	2nd	-4.0	<b>J. Kalish (3-5)</b>	L. Lugo (1-4)	--	3:31	88	5,123	
9/19	Iowa	W, 10-3	66-54	2nd	-3.0	<b>J. Newberry (2-5)</b>	E. Uelman (0-1)	--	3:26	84	3,721	
9/22	Indianapolis	W, 4-3	67-54 (1-0)	--	--	<b>C. Sanabria (2-0)</b>	S. Spitzbarth (3-3)	<b>G. Gavin (3)</b>	2:55	68	2,621	
9/23	Indianapolis	W, 5-2	68-54 (2-0)	--	--	<b>B. Barker (2-3)</b>	J. O'Reilly (0-2)	<b>T. Zuber (8)</b>	2:35	81	3,821	
9/24	Indianapolis	L, 9-8	68-55 (2-1)	--	--	J. Marvel (6-7)	<b>J. Kalish (3-6)</b>	--	2:54	66	3,721	
9/25	Indianapolis	W, 12-3	69-55 (3-1)	--	--	<b>S. Blewett (5-3)</b>	B. Sulser (7-8)	--	3:00	79	3,921	
9/26	Indianapolis	L, 17-12	69-56 (3-2)	--	--	M. Eckelman (3-5)	<b>A. Zerpa (0-1)</b>	--	3:13	86	5,041	
9/29	@ Iowa	W, 10-5	70-56 (4-2)	--	--	<b>M. Martinez (5-7)</b>	B. Hudson (0-1)	--	3:10	78	4,422	
9/30	@ Iowa	CANCELED										
10/1	@ Iowa	W, 22-4	71-56 (5-2)	--	--	<b>J. Cuas (1-0)</b>	L. Rodriguez (0-1)	--	3:25	73	4,845	
10/2	@ Iowa	W, 10-6	72-56 (6-2)	--	--	<b>J. Newberry (3-5)</b>	L. Lugo (1-6)	--	3:16	72	4,819	
10/3	@ Iowa	W, 6-3	73-56 (7-2)	--	--	<b>S. Blewett (6-3)</b>	E. Uelman (0-2)	<b>G. Gavin (4)</b>	3:39	71	5,280	

**MAY:** 16-71 .264 AVG, .343 OBP, .465 SLG, 122 R, 203 H, 36 HR, 213 K, 80 BB, 33 SB (5 CS) | 1.9 team ERA, 4.24 starter ERA, 4.14 bullpen ERA, 235 K, 93 BB  
**JUNE:** 16-10 .280 AVG, .342 OBP, .540 SLG, 173 R, 249 H, 59 HR, 232 K, 72 BB, 19 SB (3 CS) | 5.35 team ERA, 6.12 starter ERA, 4.69 bullpen ERA, 217 K, 97 BB  
**JULY:** 12-41 .239 AVG, .327 OBP, .396 SLG, 120 R, 202 H, 30 HR, 227 K, 104 BB, 32 SB (9 CS) | 5.34 team ERA, 6.40 starter ERA, 4.30 bullpen ERA, 258 K, 94 BB  
**AUG:** 14-13 .239 AVG, .325 OBP, .450 SLG, 148 R, 220 H, 48 HR, 261 K, 106 BB, 45 SB (6 CS) | 5.15 team ERA, 5.19 starter ERA, 5.11 bullpen ERA, 270 K, 106 BB  
**SEPT:** 12-12 .268 AVG, .356 OBP, .511 SLG, 145 R, 218 H, 45 HR, 197 K, 105 BB, 20 SB (10 CS) | 6.39 team ERA, 6.44 starter ERA, 6.35 bullpen ERA, 220 K, 87 BB  
**OCT:** 3-0 .1325 AVG, .458 OBP, .693 SLG, 38 R, 37 H, 10 HR, 33 K, 26 BB, 1 SB (4 CS) | 4.33 team ERA, 9.00 starter ERA, 2.37 bullpen ERA, 18 K, 10 BB

STORM CHASERS ORGANIZATION  
2022 OMAHA STORM CHASERS  
2021 SEASON IN REVIEW  
LEAGUE INFORMATION  
ROYALS ORGANIZATION  
HISTORY & RECORDS  
PLAYER & COACH DATABASE  
GENERAL INFORMATION

# 2021 STORM CHASERS ROSTER

## PITCHERS

#	NAME	B/T	HT	WT	ACQUIRED	BORN	BIRTHPLACE
21	Chance ADAMS	R/R	6-1	215	Trade w/ NYY, 2019	8/10/94	Scottsdale, Ariz.
54	Brandon BARKER	R/R	6-3	210	MiLB FA, 2021	8/20/92	Panama City, Panama
40	Scott BLEWETT	R/R	6-6	245	2nd Round, 2014	4/10/96	Syracuse, N.Y.
57	Ronald BOLANOS	R/R	6-2	230	Trade w/ SDP, 2020	8/23/96	Santa Cruz del Norte, Cuba
3	Eddie BUTLER	R/R	6-2	180	MiLB FA, 2021	3/13/91	Chesapeake, Va.
47	Dylan COLEMAN	R/R	6-5	230	Trade w/ SDP, 2020	9/16/96	Potosi, Mo.
31	Austin COX	L/L	6-4	235	5th Round, 2018	3/28/97	Macon, Ga.
37	Jose CUAS	R/R	6-3	195	MiLB FA, 2021	6/28/94	Santo Domingo, D.R.
24	Josh DYE	L/L	6-5	180	23rd Round, 2018	9/14/96	DeLand, Fla.
17	Grant GAVIN	R/R	6-2	185	29th Round, 2016	7/10/95	Kansas City, Mo.
28	Foster GRIFFIN	L/L	6-3	200	1st Round, 2014	7/27/95	Orlando, Fla.
24	Jesse HAHN	R/R	6-5	205	MiLB FA, 2019	7/30/89	Norwich, Conn.
43	Carlos HERNÁNDEZ	R/R	6-4	250	Intl. FA, 2016	3/11/97	Guayana, Venezuela
31	Jakob JUNIS	R/R	6-3	220	29th Round, 2011	9/16/92	Jacksonville, Ark.
18	Jake KALISH	L/L	6-2	210	32nd Round, 2015	7/9/91	Red Bank, N.J.
37	Jackson KOWAR	R/R	6-5	200	1st Round, 2018	10/4/96	Weddington, N.C.
55	Daniel LOVELADY	L/L	6-0	185	10th Round, 2016	7/7/95	Hinesville, Ga.
52	Nicholas LYNCH	L/L	6-6	200	1st Round, 2018	11/17/96	Newport News, Va.
55	Emilio MARQUEZ	L/L	5-8	170	MiLB FA, 2018	4/28/98	Uptata, Venezuela
46	Marcelo MARTINEZ	L/L	6-2	190	Intl. FA, 2018	8/10/96	Reynoso, Mexico
36	Jake NEWBERRY	R/R	6-2	200	37th Round, 2012	11/20/94	San Diego, Calif.
41	Ándres NÚÑEZ	R/R	6-4	240	29th Round, 2018	9/20/95	Southwest Ranches, Fla.
34	Joel PÁMPAS	R/R	6-2	225	Trade w/ TOR, 2021	4/7/94	Santiago, D.R.
55	Ruben RAMIREZ	R/R	6-0	190	MiLB FA, 2021	11/14/98	Juncos, Puerto Rico
56	Carlos SANABRIA	R/R	6-3	200	MiLB FA, 2020	1/24/97	La Victoria, Venezuela
47	Michael SHAWARYN	R/R	6-2	240	MiLB FA, 2021	9/17/94	Carneys Point, N.J.
24	Brady SINGER	R/R	6-5	215	1st Round, 2018	8/4/96	Leesburg, Fla.
48	Collin SNIDER	R/R	6-4	195	12th Round, 2017	10/10/95	Murfreesboro, Tenn.
32	Andrés SOTILLET	R/R	6-1	215	Intl. FA, 2015	3/2/97	Cumaná, Venezuela
53	Gabe SPEIER	L/L	5-11	200	Trade w/ ARI, 2018	4/12/95	Santa Barbara, Calif.
34	Anthony SWARZAK	R/R	6-4	215	MiLB FA, 2021	9/10/85	Fort Lauderdale, Fla.
50	Domingo TAPIA	R/R	6-3	263	Trade w/ SEA, 2021	8/4/91	Santo Domingo, D.R.
19	Jace VINES	R/R	6-3	245	4th Round, 2016	9/4/94	Dallas, Texas
43	Angel ZERPA	L/L	6-0	220	Intl. FA, 2016	9/27/99	Valle de la Pascua, Venezuela
24	Kyle ZIMMER	R/R	6-3	225	MiLB FA, 2019	9/13/91	La Jolla, Calif.
58	Tyler ZUBER	R/R	5-11	190	6th Round, 2017	6/16/95	White Hall, Ark.

## NUMERICAL ROSTER

0	Rudy Martin
1	Lucius Fox
2	Alcides Escobar
3	MJ Melendez
2	Kyle Isbel
4	Adalberto Mondesi
4	Jimmy Govern
4	Kevin Gutierrez
6	Sebastian Rivero
7	Bobby Witt Jr.
8	Nick Dini
9	Ryan McBroom
11	Bubba Starling
12	Dairon Blanco
13	Gabriel Cancel
13	Anderson Miller
14	Edward Olivares
15	Paul Mondesi
16	Nathan Esposito
17	Grant Gavin
18	Jake Kalish
18	Kevin Merrell
19	Jace Vines
21	Chance Adams
21	Melbrys Viloria
24	Hunter Dozier
24	Josh Dye
24	Cam Gallagher
24	Jesse Hahn
24	Ryan O'Hearn
24	Brady Singer
24	Kyle Zimmer
25	Emmanuel Rivera
26	Erick Mejia
28	Foster Griffin
31	Austin Cox
31	Jakob Junis
32	Nick Pratto
32	Andrés Sotillet
33	Eddie Butler
34	Joel Pampas
35	Gabe Speier
36	Jake Newberry
37	Jose Cuas
37	Jackson Kowar
40	Scott Blewett
41	Andrés Núñez
43	Carlos Hernández
43	Angel Zerpa
44	Angelo Castellano
44	Freddy Fermin
45	Travis Jones
46	Marcelo Martinez
47	Dylan Coleman
47	Mike Shawaryn
48	Collin Snider
50	Domingo Tapia
52	Daniel Lynch
54	Brandon Barker
55	Richard Lovelady
55	Emilio Marquez
55	Ruben Ramirez
56	Carlos Sanabria
57	Ronald Bolaños
58	Tyler Zuber
<b>COACHING STAFF</b>	
22	Brandon Nelson (DC)
27	Brian Poldberg (MG)
38	Brian Buchanan (HC)
59	Dane Johnson (PC)

## CATCHERS

#	NAME	B/T	HT	WT	ACQUIRED	BORN	BIRTHPLACE
8	Nick DINI	R/R	5-9	190	14th Round, 2015	7/27/93	Monroe, N.J.
16	Nate ESPOSITO	R/R	5-11	180	33rd Round, 2015	6/25/93	Granite Bay, Calif.
44	Freddy FERMIN	R/R	5-10	200	Intl. FA, 2015	5/16/95	Puerto Ordaz, Venezuela
24	Cam GALLAGHER	R/R	6-3	230	2nd Round, 2011	12/6/92	Lancaster, Pa.
2	MJ MELENDEZ	L/R	6-1	190	2nd Round, 2017	11/29/98	Daytona Beach, Fla.
15	Paul MONDESI	R/R	6-0	240	MiLB FA, 2016	7/7/98	New York, N.Y.
6	Sebastian RIVERO	R/R	6-1	215	Intl. FA, 2015	11/16/98	Maracay, Venezuela
21	Melbrys VIROLIA	L/R	5-11	235	Intl. FA, 2013	2/15/97	Cartagena, Columbia

## INFELDERS

#	NAME	B/T	HT	WT	ACQUIRED	BORN	BIRTHPLACE
13	Gabriel CANCEL	R/R	6-0	205	7th Round, 2015	12/8/96	Arecibo, Puerto Rico
44	Angelo CASTELLANO	R/R	6-0	165	Intl. FA, 2011	1/13/95	San Diego, Venezuela
24	Hunter DOZIER	R/R	6-4	220	1st Round, 2013	8/22/91	Wichita Falls, Texas
2	Alcides ESCOBAR	R/R	6-1	205	MiLB FA, 2021	12/16/86	La Sabana, Venezuela
1	Lucius FOX	S/R	6-1	185	Trade w/ TBR, 2020	7/2/97	Nassau, Bahamas
4	Jimmy GOVERN	R/R	5-10	185	30th Round, 2019	12/11/96	Libertyville, Ill.
4	Kevin GUTIERREZ	R/R	6-2	215	Trade w/ WSH, 2018	8/28/94	San Francisco de Macoris, D.R.
55	Travis JONES	R/R	6-4	210	29th Round, 2017	9/29/95	Humble, Texas
9	Ryan MCBROOM	L/L	6-3	220	Trade w/ NYY, 2019	4/9/92	Fredricksburg, Va.
18	Kevin MERRELL	L/R	6-1	180	Trade w/ OAK, 2019	12/14/95	Odesa, Fla.
4	Adalberto MONDESI	S/R	6-1	200	Intl. FA, 2011	7/27/95	Los Angeles, Calif.
24	Ryan O'HEARN	L/L	6-3	220	8th Round, 2014	7/26/93	Dunedin, Fla.
32	Nick PRATTO	L/L	6-1	215	1st Round, 2017	10/6/98	Huntington Beach, Calif.
25	Emmanuel RIVERO	R/R	6-2	225	19th Round, 2015	6/29/96	Mayaguez, Puerto Rico
7	Bobby WITT JR.	R/R	6-1	200	1st Round, 2019	6/14/00	Bedford, Texas

## OUTFIELDERS

#	NAME	B/T	HT	WT	ACQUIRED	BORN	BIRTHPLACE
12	Dairon BLANCO	R/R	6-0	190	Trade w/ OAK, 2019	4/26/93	Camaguey, Cuba
3	Kyle ISBEL	L/R	5-11	190	3rd Round, 2018	3/3/97	Fontana, Calif.
0	Rudy MARTIN	L/L	5-7	155	25th Round, 2014	1/31/96	Olive Branch, Miss.
26	Erick MEJIA	S/R	5-11	195	MiLB FA, 2020	11/9/94	Villa Mella, D.R.
13	Anderson MILLER	L/L	6-3	215	3rd Round, 2015	5/6/94	Lexington, Ky.
14	Edward OLIVARES	R/R	6-2	190	Trade w/ SDP, 2020	3/6/96	Caracas, Venezuela
11	Bubba STARLING	R/R	6-4	220	MiLB FA, 2020	8/3/92	Gardner, Kan.

# 2021 STORM CHASERS STATISTICS

## 2021 HITTING STATISTICS

Player	G	AB	PA	R	H	TB	2B	3B	HR	RBI	BB	IBB	SO	SB	CS	AVG	OBP	SLG	OPS	SAC	IF	HBP	GIDP	E
Bianco, D	38	151	148	21	33	54	6	0	5	15	11	0	31	0	0	.252	.329	.412	.741	2	0	4	3	0
Cancel, G	57	206	227	35	49	105	12	1	14	35	20	1	68	2	2	.238	.304	.510	.814	0	1	0	3	0
Castellano, A	80	252	284	29	57	88	7	0	8	32	20	0	63	8	2	.226	.289	.349	.638	3	0	4	6	6
Dini, N	26	89	98	10	27	44	5	0	4	16	5	0	18	1	0	.303	.357	.494	.852	0	1	3	0	0
Dozier, H	4	18	18	1	3	5	2	0	0	3	0	0	5	0	0	.167	.167	.278	.444	0	0	0	0	0
Escobar, A	35	124	133	23	34	56	7	0	5	16	6	0	29	2	0	.274	.311	.452	.762	1	1	1	2	3
Esposito, N	15	25	29	2	5	9	1	0	1	2	2	0	2	0	0	.200	.310	.360	.670	0	0	2	1	0
Fermin, F	4	13	16	3	4	4	0	0	0	2	2	0	2	0	0	.250	.288	.421	.708	0	0	0	2	0
Fox, L	57	215	252	41	52	78	14	0	4	21	33	0	61	0	0	.242	.347	.363	.709	1	1	2	6	7
Gallagher, C	7	27	32	4	6	9	0	0	1	3	5	0	4	0	0	.222	.344	.333	.677	0	0	0	3	1
Govern, J	7	26	27	1	7	12	2	0	1	3	1	0	3	1	0	.269	.296	.462	.758	0	0	0	1	1
Gutierrez, K	25	90	94	10	21	37	4	0	4	13	4	0	21	1	1	.233	.266	.411	.677	0	0	0	2	2
Gutierrez, K	9	36	38	1	11	16	3	1	0	4	2	0	7	1	0	.306	.342	.444	.786	0	0	0	2	0
Gutierrez, K	34	125	131	32	53	71	4	0	17	6	28	1	2	2	2	.254	.288	.421	.708	0	0	0	2	2
Isbel, K	105	394	451	62	106	175	18	3	15	55	45	2	91	22	5	.269	.357	.444	.801	2	10	7	2	0
Jones, T	35	75	92	14	15	22	1	0	2	5	14	0	27	1	1	.220	.348	.293	.641	0	0	3	2	4
Martin, R	46	148	176	23	33	57	4	1	6	20	24	0	60	11	0	.223	.333	.385	.718	2	1	1	0	3
McBroom, R	115	433	489	78	113	227	14	2	32	88	47	1	109	3	1	.261	.337	.524	.862	0	4	5	12	3
Meija, E	55	203	228	22	50	83	10	1	7	30	22	1	41	1	2	.246	.317	.409	.726	1	2	0	4	8
Melendez, M	44	150	184	37	44	93	4	3	13	38	32	0	39	1	2	.293	.413	.620	1.030	2	0	0	2	0
Merrell, K	13	31	38	5	8	9	1	0	0	3	4	0	9	2	0	.258	.351	.290	.642	1	1	1	0	0
Miller, A	69	219	251	35	47	89	6	0	12	35	24	0	67	9	2	.215	.304	.406	.710	1	2	5	3	4
Mondesi, A	14	49	51	8	10	17	1	0	2	2	2	0	13	5	1	.204	.235	.347	.582	0	0	0	0	2
Mondesi, A	4	6	6	2	2	2	0	0	0	0	0	0	1	0	0	.333	.333	.333	.667	0	0	0	0	1
O'Hearn, R	19	82	82	22	27	67	4	0	12	25	9	1	15	3	0	.375	.451	.931	1.382	0	0	1	1	0
Olivares, E	66	256	292	54	80	143	12	0	15	36	29	0	46	12	0	.259	.367	.559	.926	0	0	7	6	0
Pratto, N	63	224	270	54	58	142	15	3	21	55	37	0	77	5	0	.259	.367	.634	1.004	5	0	4	0	1
Rivera, E	63	255	282	48	73	151	17	2	19	57	22	0	58	3	0	.286	.348	.592	.940	2	3	6	6	6
Rivero, S	42	150	163	18	39	57	7	1	3	26	10	1	45	2	1	.260	.319	.380	.699	0	0	3	3	2
Scotell, A	1	1	1	0	0	0	0	0	0	0	0	0	1	0	0	.000	.000	.000	.000	0	0	0	0	0
Starling, B	27	87	105	18	25	44	3	0	6	1	7	0	25	1	0	.258	.305	.557	.862	0	0	1	0	2
Vitoria, M	54	172	191	30	56	9	5	18	32	0	39	1	2	2	2	.233	.367	.384	.750	2	5	1	1	1
Witt Jr., B	62	253	285	55	72	147	24	0	17	46	26	1	64	15	3	.285	.352	.581	.933	1	3	2	0	4
<b>TOTALS</b>	<b>129</b>	<b>4350</b>	<b>4960</b>	<b>746</b>	<b>1129</b>	<b>2041</b>	<b>23</b>	<b>231</b>	<b>708</b>	<b>493</b>	<b>10</b>	<b>163</b>	<b>150</b>	<b>37</b>	<b>285</b>	<b>.264</b>	<b>.341</b>	<b>.478</b>	<b>.820</b>	<b>12</b>	<b>36</b>	<b>66</b>	<b>73</b>	<b>86</b>

BOLD = Team Leader (min. 150 PA)

## 2021 PITCHING STATISTICS

Player	W-L	ERA	G	GS	CG	SHO	GF	HLDV	SVO	IP	H	R	ER	HR	HB	BB	IBB	SO	AVG	WP	BK	GDP	TBF	
Adams, C	0-0	27.00	1	0	0	0	0	0	0	0.2	1	2	2	0	0	0	0	.333	0	0	0	5		
Barker, B	2-3	7.79	15	11	0	0	1	0	0	62.0	76	47	45	13	5	2	0	46	.342	3	0	0	247	
Blewett, S	6-3	6.39	23	10	0	0	2	1	0	59.0	80	54	49	19	3	31	0	64	.285	3	0	5	319	
Bolaños, R	0-3	6.34	10	10	0	0	0	0	0	33.1	39	23	27	10	4	27	0	34	.271	10	0	8	177	
Butler, E	7-3	6.01	27	13	0	0	1	0	2	79.1	97	56	53	14	3	33	0	55	.302	6	0	8	360	
Coleman, D	4-0	3.55	27	0	0	0	10	4	3	53.0	19	16	13	2	3	17	1	56	.167	6	1	2	135	
Cox, A	0-0	18.00	2	1	0	0	0	0	0	5.0	9	10	10	3	2	5	0	4	.375	0	0	1	31	
Cuas, J	1-0	0.00	3	0	0	0	0	0	0	5.0	2	0	0	0	1	1	0	4	.125	0	0	1	18	
Dye, J	0-0	3.60	2	0	0	0	1	0	0	5.0	4	2	2	0	1	0	0	5	.222	0	0	1	19	
Esposito, N	0-0	0.00	3	0	0	0	3	0	0	2.2	3	0	0	0	0	0	0	1	.222	0	0	0	9	
Gavin, G	5-3	4.36	48	0	0	0	15	3	4	8	741	59	40	36	11	5	35	2	.219	3	0	6	316	
Griffin, F	0-0	3.60	6	6	0	0	0	0	0	25.0	29	12	10	1	4	10	0	19	.290	2	0	4	115	
Hahn, J	0-0	5.40	3	1	0	0	1	0	0	1.2	1	1	1	0	2	1	0	2	.167	0	0	0	9	
Hernández, C	2-1	4.44	6	6	0	0	0	0	0	26.1	28	15	13	6	3	6	0	18	.272	1	0	1	113	
Junis, J	0-2	5.60	6	6	0	0	0	0	0	17.2	22	14	11	4	1	8	0	26	.297	1	0	2	83	
Kalish, J	3-6	6.94	20	15	0	0	1	0	1	96.0	110	75	74	31	3	35	3	106	.256	3	1	5	425	
Kowar, J	5-4	3.46	17	16	0	0	1	0	0	80.2	66	31	31	7	4	34	0	115	.220	14	0	5	338	
Lovelady, R	0-0	1.08	7	0	0	0	4	0	0	8.1	5	1	1	0	1	4	1	9	.179	1	0	0	33	
Lynch, D	4-3	5.84	12	11	0	0	0	0	0	57.0	74	39	37	10	3	18	0	62	.318	4	0	6	257	
Marquez, E	0-0	0.00	1	0	0	0	0	0	0	1.0	0	0	0	0	0	0	0	0	.000	0	0	0	4	
Martínez, M	5-7	5.12	18	17	0	0	0	0	0	84.1	90	52	48	19	3	27	0	84	.268	2	0	5	368	
Newberry, J	3-5	5.07	44	0	0	0	12	2	6	60.6	61	36	34	6	1	2	0	75	.292	5	0	6	263	
Núñez, A	0-0	6.35	17	1	0	0	1	0	0	22.2	23	17	16	3	3	10	0	27	.267	2	0	3	101	
Payamps, J	1-0	4.50	8	0	0	0	5	2	2	3	8.0	10	5	4	0	0	4	0	14	.286	0	0	1	39
Ramírez, R	0-0	24.00	3	0	0	0	2	0	0	3.0														

# 2021 TRIPLE-A EAST STANDINGS

## 2021 TRIPLE-A EAST STANDINGS

MIDWEST DIVISION				
TEAM	OVERALL RECORD	TRIPLE-A FINAL STRETCH*	GB	
y - Toledo Mud Hens	74-56	5-5	--	
<b>Omaha Storm Chasers</b>	<b>73-56</b>	<b>7-2</b>	<b>0.5</b>	
St. Paul Saints	67-63	6-4	7.0	
Indianapolis Indians	61-67	4-5	12.0	
Columbus Clippers	59-68	3-6	13.5	
Louisville Bats	55-73	4-5	18.0	
Iowa Cubs	51-78	1-8	22.5	

NORTHEAST DIVISION				
TEAM	OVERALL RECORD	TRIPLE-A FINAL STRETCH*	GB	
y - Buffalo Bisons	79-47	8-1	--	
Scranton/Wilkes-Barre RailRiders	75-52	7-3	4.5	
Worcester Red Sox	74-54	8-2	6.0	
Lehigh Valley IronPigs	53-75	1-9	27.0	
Syracuse Mets	50-75	3-6	28.5	
Rochester Red Wings	49-77	2-8	30.0	

SOUTHEAST DIVISION				
TEAM	OVERALL RECORD	TRIPLE-A FINAL STRETCH*	GB	
zy - Durham Bulls	86-44	9-1	--	
Jacksonville Jumbo Shrimp	75-55	6-4	11.0	
Gwinnett Stripers	71-58	3-7	14.5	
Nashville Sounds	70-58	7-2	15.0	
Memphis Redbirds	61-67	4-4	24.0	
Norfolk Tides	52-78	4-6	34.0	
Charlotte Knights	47-81	2-6	38.0	

z - Triple-A East regular season champions and Triple-A Final Stretch champions

y - clinched division

\* - The Triple-A Final Stretch included 10 games (two five-game series) against predetermined opponents added onto the end of the 2021 season and counted as regular season games. The team with the best record within the Triple-A Final Stretch was awarded a cash prize.

## 2021 ATTENDANCE

Team	Year to Date Attendance			Home Attendance					Away Attendance				
	Total	Openings	Average	Total	Openings	Lost	Average	High	Date	Total	Openings	Average	
Buffalo Bisons	443,829	119	3,730	200,752	63	2	3,187	7,233	8/27/21	243,077	56	4,341	
Charlotte Knights	596,624	119	5,014	345,305	62	3	5,569	10,969	7/4/21	251,319	57	4,409	
Columbus Clippers	682,412	124	5,503	393,879	61	4	6,457	10,100	7/20/21	288,533	63	4,580	
Durham Bulls	592,447	126	4,702	320,873	63	2	5,093	10,360	7/4/21	271,574	63	4,311	
Gwinnett Stripers	480,802	121	3,974	162,494	59	6	2,754	5,454	7/9/21	318,308	62	5,134	
Indianapolis Indians	687,969	124	5,548	353,729	61	4	5,799	10,869	7/4/21	334,240	63	5,305	
Iowa Cubs	677,230	124	5,462	314,749	60	5	5,246	10,057	7/9/21	362,481	64	5,664	
Jacksonville Jumbo Shrimp	524,307	120	4,369	242,667	58	5	4,184	8,010	7/10/21	281,640	62	4,543	
Lehigh Valley IronPigs	609,445	121	5,037	356,355	61	4	5,842	10,100	7/24/21	253,090	60	4,218	
Louisville Bats	601,827	123	4,893	269,338	59	5	4,565	10,181	6/22/21	332,489	64	5,195	
Memphis Redbirds	486,181	121	4,018	183,217	60	5	3,054	10,076	7/3/21	302,964	61	4,967	
Nashville Sounds	658,434	123	5,353	436,868	65	0	6,721	11,686	7/4/21	221,566	58	3,820	
Norfolk Tides	545,900	121	4,512	262,496	61	4	4,303	9,045	7/31/21	283,404	60	4,723	
<b>Omaha Storm Chasers</b>	<b>591,049</b>	<b>125</b>	<b>4,728</b>	<b>245,170</b>	<b>64</b>	<b>1</b>	<b>3,831</b>	<b>7,061</b>	<b>8/14/21</b>	<b>345,879</b>	<b>61</b>	<b>5,670</b>	
Rochester Red Wings	500,229	119	4,204	219,941	59	6	3,728	6,859	9/4/21	280,288	60	4,671	
Scranton/Wilkes-Barre RailRiders	542,281	118	4,596	236,559	58	7	4,079	6,654	7/9/21	305,722	60	5,095	
St. Paul Saints	706,454	127	5,563	393,394	65	0	6,052	10,022	8/5/21	313,060	62	5,049	
Syracuse Mets	451,898	114	3,964	215,336	56	9	3,845	9,669	7/4/21	236,562	58	4,079	
Toledo Mud Hens	616,848	124	4,975	300,063	63	2	4,763	9,075	8/21/21	316,785	61	5,193	
Worcester Red Sox	635,322	121	5,251	362,559	59	5	6,145	9,508	7/31/21	272,763	62	4,399	
<b>Total</b>	<b>11,631,488</b>		<b>4,779</b>	<b>5,815,744</b>	<b>1,217</b>	<b>79</b>	<b>4,779</b>	<b>11,686</b>	<b>7/4/21</b>	<b>5,815,744</b>	<b>1,217</b>	<b>4,779</b>	

# 2021 TRIPLE-A EAST TEAM STATISTICS

## 2021 HITTING STATISTICS

Team	AVG	G	AB	R	H	TB	2B	3B	HR	RBI	BB	IBB	SO	SB	CS	OBP	SLG	OPS	SAC	SF	HBP	GIDP	LOB
Buffalo	<b>.262</b>	126	4048	640	1061	1730	219	21	136	598	505	3	1044	117	37	<b>.353</b>	.427	.780	11	<b>46</b>	91	91	899
Charlotte	.247	128	4242	585	1049	1814	216	15	173	548	362	4	1244	65	22	.311	.428	.739	7	41	48	82	806
Columbus	.253	127	4264	605	1079	1842	254	16	159	574	452	5	1153	71	27	.333	.432	.765	14	23	67	79	908
Durham	<b>.255</b>	<b>130</b>	4277	732	1092	1949	<b>262</b>	23	183	683	532	8	1185	142	36	.343	.456	.799	4	38	55	66	870
Gwinnett	.245	129	4211	614	1030	1743	191	15	164	580	471	6	1197	99	36	.325	.414	.739	19	21	42	69	847
Indianapolis	.235	128	4209	600	991	1644	208	14	139	557	499	13	1193	71	26	.325	.391	.716	17	30	74	91	886
Iowa	.243	129	4284	588	1042	1636	192	21	120	557	516	10	1199	92	27	.335	.382	.717	25	24	84	89	<b>954</b>
Jacksonville	.243	130	4222	577	1026	1682	182	33	136	535	406	7	1204	112	35	.319	.398	.717	<b>27</b>	32	79	93	<b>858</b>
Lehigh Valley	.236	128	4118	564	971	1473	188	25	88	520	513	7	1071	81	30	.328	.358	.686	22	41	69	80	931
Louisville	.246	128	4212	531	1036	1573	201	21	98	500	465	<b>14</b>	993	65	29	.329	.373	.702	17	29	71	<b>115</b>	<b>923</b>
Memphis	.244	128	4150	587	1014	1658	191	21	137	544	448	9	1080	60	34	.324	.400	.724	<b>27</b>	30	54	94	838
Nashville	.241	128	4174	618	1006	1673	221	19	136	580	524	7	1233	85	25	.332	.401	.733	14	36	59	95	891
Norfolk	.220	<b>130</b>	4122	527	908	1548	171	23	141	492	498	1	1228	82	32	.312	.376	.688	11	26	63	97	873
Omaha	.260	129	4350	<b>746</b>	<b>1129</b>	<b>2081</b>	213	<b>23</b>	<b>231</b>	<b>708</b>	493	10	<b>1163</b>	<b>150</b>	37	.341	<b>.478</b>	<b>.819</b>	16	34	66	73	<b>872</b>
Rochester	.233	127	4088	534	952	1567	186	15	133	501	444	6	1048	49	16	.316	.383	.699	17	25	62	87	854
Scranton/W-B	.255	127	4121	680	1052	1744	218	18	146	635	<b>537</b>	9	1160	148	40	.352	.423	.775	21	35	<b>99</b>	87	<b>926</b>
St. Paul	.251	<b>130</b>	<b>4378</b>	686	1098	1876	204	20	178	642	462	11	1229	76	26	.332	.429	.761	1	30	87	98	875
Syracuse	.244	126	3992	582	976	1625	199	12	142	543	529	8	1031	124	42	.343	.407	.750	12	33	88	88	893
Toledo	.257	130	4329	710	1111	1970	213	<b>38</b>	190	677	534	12	1258	66	27	.345	.455	.800	7	35	66	83	<b>923</b>
Worcester	.244	128	4164	600	1015	1713	211	23	147	569	497	5	<b>1263</b>	140	23	.331	.411	.742	6	41	66	62	913

**BOLD** = League Leader, \* = League Record

## 2021 PITCHING STATISTICS

Team	W-L	ERA	G	CG	SHO	HLD	SV	SVO	IP	H	R	ER	HR	HB	BB	IBB	SO	WP	BK	WHIP	AVG
Buffalo	79-47	3.46	126	0	9	72	<b>36</b>	48	1074.2	900	471	413	118	78	406	3	1148	62	7	1.22	.225
Charlotte	47- <b>81</b>	5.33	128	0	6	48	19	49	1094.0	1062	<b>718</b>	648	165	77	530	4	1237	<b>116</b>	3	1.46	.251
Columbus	59-68	5.22	127	0	10	42	26	45	1099.0	1059	692	637	177	81	563	8	1160	68	7	1.48	.252
Durham	<b>86-44</b>	<b>3.40</b>	<b>130</b>	<b>14</b>	59	29	47	1126.0	873	469	426	143	54	362	6	<b>1326</b>	54	9	<b>1.10</b>	<b>212</b>	
Gwinnett	71-58	3.72	129	3	9	56	31	48	1112.0	950	504	460	124	41	439	4	1191	81	7	1.25	.230
Indianapolis	61-67	4.55	128	0	5	43	22	36	1191.0	1000	643	566	143	75	466	12	1104	57	7	1.40	.256
Iowa	51-78	5.16	129	0	7	36	19	37	1181.1	1067	706	641	<b>203</b>	<b>85</b>	524	<b>119</b>	<b>713</b>	64	7	1.42	.249
Jacksonville	75-55	3.94	<b>130</b>	<b>9</b>	33	36	<b>57</b>	1129.1	998	578	494	168	65	436	3	1202	53	8	1.27	.235	
Lehigh Valley	53-75	5.03	128	1	5	30	23	39	1082.2	1036	668	605	128	79	579	16	1113	76	6	1.49	.251
Louisville	55-73	4.14	128	1	9	61	26	46	1114.2	982	575	513	146	52	457	14	1219	73	6	1.29	.234
Memphis	61-67	4.79	128	2	4	42	28	46	1100.2	1130	666	586	158	58	411	11	1096	65	9	1.47	.265
Nashville	70-58	4.07	128	0	12	<b>74</b>	27	48	1112.0	1019	571	503	121	59	439	8	1202	73	6	1.31	.242
Norfolk	52-78	4.77	<b>130</b>	2	6	36	27	46	1102.0	1108	656	584	168	48	451	6	1099	90	11	1.41	.260
Omaha	73-56	5.26	129	0	3	55	32	53	1128.1	<b>1173</b>	710	<b>659</b>	187	<b>74</b>	<b>496</b>	16	1226	92	2	1.48	<b>267</b>
Rochester	49-77	5.05	127	1	6	59	22	40	1071.1	1073	647	601	136	69	483	7	982	78	4	1.45	.260
Scranton/W-B	75-52	3.79	127	1	9	39	30	47	1089.0	920	528	458	108	56	545	3	1241	86	7	1.35	.229
St. Paul	67-63	4.55	<b>130</b>	0	8	40	28	53	<b>1142.1</b>	1062	627	578	144	74	522	3	1180	74	5	1.39	.244
Syracuse	50-75	5.35	126	1	7	31	27	56	1053.2	1056	686	626	167	94	541	4	972	80	<b>12</b>	1.52	.261
Toledo	74-56	4.27	<b>130</b>	0	8	54	33	50	1125.0	1028	591	534	138	72	486	3	1144	88	7	1.35	.241
Worcester	74-54	4.39	128	1	8	56	36	51	1100.0	1042	600	536	135	<b>99</b>	471	5	1161	51	<b>12</b>	1.38	.248

**BOLD** = League Leader, \* = League Record

## 2021 FIELDING STATISTICS

Team	PCT	G	TC	PO	A	E	DP	PB	CWP	SB	CS
Buffalo	<b>.984</b>	126	4342	3224	1049	69	88	11	62	92	26
Charlotte	.977	128	4514	3282	1126	<b>106</b>	89	<b>28</b>	<b>116</b>	<b>130</b>	32
Columbus	.981	127	4418	3297	1038	83	106	19	68	87	26
Durham	.983	130	4464	3378	1012	74	96	9	54	82	34
Gwinnett	.983	129	4577	3336	1161	80	120	13	81	83	23
Indianapolis	.980	128	4629	3358	1179	92	120	18	57	89	<b>37</b>
Iowa	.979	129	4586	3356	1133	97	108	15	64	122	35
Jacksonville	.979	<b>130</b>	4540	3388	1056	96	86	19	53	82	36
Lehigh Valley	<b>.984</b>	128	4369	3248	1049	72	89	9	76	105	32
Louisville	.980	128	4528	3344	1093	91	99	10	73	59	23
Memphis	.981	128	4563	3302	1176	85	113	9	65	82	33
Nashville	.977	128	4535	3336	1096	103	96	4	73	94	34
Norfolk	.980	<b>130</b>	4493	3306	1097	90	107	17	90	91	32
Omaha	.981	129	4628	3386	1156	86	120	10	92	80	24
Rochester	.980	127	4448	3214	1147	87	105	7	78	117	35
Scranton/W-B	.979	127	4385	3267	1024	94	105	10	86	122	32
St. Paul	.981	<b>130</b>	<b>4700</b>	<b>3427</b>	<b>1186</b>	87	98	18	74	86	24
Syracuse	.977	126	4316	3161	1056	99	<b>125</b>	9	80	107	29
Toledo	.981	<b>130</b>	4613	3375	1152	86	104	13	88	69	26
Worcester	.977	128	4432	3300	1031	101	98	18	51	116	34

**BOLD** = League Leader, \* = League Record

STORM CHASERS ORGANIZATION

2022 OMAHA STORM CHASERS

2021 SEASON IN REVIEW

LEAGUE INFORMATION

ROYALS ORGANIZATION

HISTORY & RECORDS

PLAYER & COACH DATABASE

GENERAL INFORMATION



# LEAGUE INFORMATION

---

2 0 2 2 M E D I A G U I D E



# INTERNATIONAL LEAGUE

## LEAGUE INFORMATION

Years of Operation.....	2021-present*
Schedule.....	150 games
Total Teams.....	20
Opening Date.....	April 5, 2022
Closing Date.....	September 28, 2022
All-Star Break.....	July 18-21
All-Star Game.....	N/A
Roster Limit.....	28 active
Playoff Format.....	N/A
League Statistician.....	MLB Advanced Media, L.P. 75 Ninth Avenue, 5th Floor, New York, NY, 10011

\*The International League was known as Triple-A East in 2021. Triple-A East was formed in 2021 from teams from the International League, Pacific Coast League, Southern League, and independent American Association as a result of the realignment of Minor League Baseball following the renegotiation of the Professional Baseball Agreement after its expiration in September of 2020.

## LEAGUE ALIGNMENT

MIDWEST DIVISION	NORTHEAST DIVISION	SOUTHEAST DIVISION
Columbus Clippers (CLE)	Buffalo Bisons (TOR)	Charlotte Knights (CWS)
Indianapolis Indians (PIT)	Lehigh Valley IronPigs (PHI)	Durham Bulls (TBR)
Iowa Cubs (CHC)	Rochester Red Wings (WSH)	Gwinnett Stripers (ATL)
Louisville Bats (CIN)	Scranton/Wilkes-Barre RailRiders (NYY)	Jacksonville Jumbo Shrimp (MIA)
<b>Omaha Storm Chasers (KC)</b>	Syracuse Mets (NYM)	Memphis Redbirds (STL)
St. Paul Saints (MIN)	Worcester Red Sox (BOS)	Nashville Sounds (MIL)
Toledo Mud Hens (DET)		Norfolk Tides (BAL)

## MINOR LEAGUE BASEBALL IN OMAHA

YEAR(S)	TEAM	LEAGUE
1879	Omaha Green Stockings	Northwestern League
1885, 1887, 1892, 1898, 1900-1901	Omaha Omahogs	Western League
1888-1890, 1894-1895	Omaha Omahogs	Western Association
1891	Omaha Lambs	Western Association
1902-1903	Omaha Indians	Western League
1904	Omaha Rangers	Western League
1905-1920	Omaha Rourkes	Western League
1921-1927	Omaha Buffaloes	Western League
1928-1929	Omaha Crickets	Western League
1930-1935	Omaha Packers	Western League
1936	Omaha Robin Hoods	Western League
1947-1954	Omaha Cardinals	Western League
1955-1959	Omaha Cardinals	American Association
1961-1962	Omaha Dodgers	American Association
1969-1997	Omaha Royals	American Association
1998, 2002-2010	Omaha Royals	Pacific Coast League
1999-2001	Omaha Golden Spikes	Pacific Coast League
2011-2019	Omaha Storm Chasers	Pacific Coast League
2021	Omaha Storm Chasers	Triple-A East
2022	Omaha Storm Chasers	International League

# BUFFALO BISONS

TORONTO BLUE JAYS



Sahlen Field  
One James D. Griffin Plaza  
Buffalo, NY, 14203  
Telephone: (716) 846-2000  
Website: www.bisons.com  
Twitter: @BuffaloBisons  
Owner: Bob Rich, Jr.

### TEAM INFORMATION

First Year	1877
Ballpark	Sahlen Field
Year Opened	1988
Capacity	16,600
Playing Surface	Natural Grass
Field Dimensions	LF - 325, CF - 404, RF - 325
Affiliation	Toronto Blue Jays
First Year of Affiliation	2013
Triple-A Titles	0
League Championships	7
Division Championships	20
Last Playoff Appearance	2005
2019 Record	79-47
2019 Average Attendance	3,187

Executive VP, Rich Entertainment Group .....Mindy Rich  
President, Rich Entertainment Group .....Joseph W. Segarra  
President, Rich Baseball Operations.....Mike Buczkowski  
General Manager .....Anthony Sprague  
Media Relations Contact .....Pat Malacaro  
Broadcasters .....Pat Malacaro, Duke McGuire

Manager.....Casey Candaele  
Pitching Coach.....Jeff Ware  
Hitting Coach.....Corey Hart  
Position Coach.....Devon White  
Athletic Trainer.....Caleb Daniel  
Strength & Conditioning Coach.....Justin Batchler  
Dietitian.....Kara Terry  
Mental Performance Coach.....Rob DiBernardo

### OMAHA VS. BUFFALO IN 2022

Zero games scheduled for 2022

### OMAHA VS. BUFFALO

AMERICAN ASSOCIATION (1969-1997)	89-119 (.428)
TRIPLE-A ALLIANCE (1988-1991)	N/A
PACIFIC COAST LEAGUE (1998-2020)	N/A
TRIPLE-A EAST (2021)	N/A
ALL-TIME RECORD	89-119 (.428)
POSTSEASON	1-3 (.333)

# CHARLOTTE KNIGHTS

CHICAGO WHITE SOX



Truist Field  
324 South Mint Street  
Charlotte, NC, 28202  
Telephone: (704)-274-8300  
Website: www.charlotteknights.com  
Twitter: @KnightsBaseball  
Owner: Don Beaver, Bill Allen

### TEAM INFORMATION

First Year	1988
Ballpark	Truist Field
Year Opened	2014
Capacity	10,200
Playing Surface	Grass
Field Dimensions	LF - 330, CF - 400, RF - 315
Affiliation	Chicago White Sox
First Year of Affiliation	1999
Triple-A Titles	0
League Championships	2
Division Championships	3
Last Playoff Appearance	2012
2021 Record	47-81
2021 Average Attendance	5,569

Chief Operation Officer .....Dan Rajkowski  
General Manager .....Rob Egan  
Media Relations Contact .....Tommy Viola  
Broadcasters .....Matt Swierad, Mike Pacheco

Manager.....Wes Helms  
Pitching Coach.....Matt Zaleski  
Hitting Coach.....Chris Johnson  
Athletic Trainer.....Cory Barton  
Performance Coach.....Shawn Powell

### OMAHA VS. CHARLOTTE IN 2022

Zero games scheduled for 2022

### OMAHA VS. CHARLOTTE

AMERICAN ASSOCIATION (1969-1997)	N/A
TRIPLE-A ALLIANCE (1988-1991)	N/A
PACIFIC COAST LEAGUE (1998-2020)	N/A
TRIPLE-A EAST (2021)	N/A
ALL-TIME RECORD	N/A
POSTSEASON	N/A

# COLUMBUS CLIPPERS

CLEVELAND GUARDIANS



Huntington Park  
330 Huntington Park Lane  
Columbus, OH, 43215  
Telephone: (614) 462-5250  
Website: [www.clippersbaseball.com](http://www.clippersbaseball.com)  
Twitter: @CLBCLippers  
Owner: Columbus Baseball Team, Inc.

## TEAM INFORMATION

First Year	1977
Ballpark	Huntington Park
Year Opened	2009
Capacity	10,100
Playing Surface	Natural Grass
Field Dimensions	LF - 325, CF - 400, RF - 318
Affiliation	Cleveland Guardians
First Year of Affiliation	2009
Triple-A Titles	2 (2010, 2011)
League Championships	11
Division Championships	17
Last Playoff Appearance	2019
2021 Record	59-68
2021 Average Attendance	6,457

President & General Manager ..... Ken Schnacke  
Vice President ..... Mark Warren  
Asst. General Manager ..... Mark Galuska  
Media Relations Contact(s) ..... Joe Santry, Anthony Slosser  
Broadcasters ..... Ryan Mitchell, Scott Leo

Manager ..... Andy Tracy  
Pitching Coach ..... Rigo Beltrán  
Hitting Coach ..... Jason Esposito  
Bench Coach ..... Kyle Lindquist  
Pitching Strategist ..... Cody Buckel  
Athletic Trainer ..... Jeremy Heller  
Strength & Conditioning Coach ..... Trent Kaltenbach

## OMAHA VS. COLUMBUS IN 2022

Tuesday, May 3 vs. COL - 11:05 a.m.  
Wednesday, May 4 vs. COL - 6:35 p.m.  
Thursday, May 5 vs. COL - 6:35 p.m.  
Friday, May 6 vs. COL - 6:35 p.m.  
Saturday, May 7 vs. COL - 6:35 p.m.  
Sunday, May 8 vs. COL - 2:05 p.m.

Tuesday, June 21 vs. COL - 12:05 p.m.  
Wednesday, June 22 vs. COL - 7:05 p.m.  
Thursday, June 23 vs. COL - 7:05 p.m.  
Friday, June 24 vs. COL - 7:05 p.m.  
Saturday, June 25 vs. COL - 7:05 p.m.  
Sunday, June 26 vs. COL - 2:05 p.m.

Tuesday, Sept. 13 at COL - 5:15 p.m.  
Wednesday, Sept. 14 at COL - 5:35 p.m.  
Thursday, Sept. 15 at COL - 5:15 p.m.  
Friday, Sept. 16 at COL - 6:05 p.m.  
Saturday, Sept. 17 at COL - 6:05 p.m.  
Sunday, Sept. 18 at COL - 11:05 p.m.

## OMAHA VS. COLUMBUS

AMERICAN ASSOCIATION (1969-1997)	N/A
TRIPLE-A ALLIANCE (1988-1991)	10-11 (.476)
PACIFIC COAST LEAGUE (1998-2020)	N/A
TRIPLE-A EAST (2021)	9-9 (.500)
ALL-TIME RECORD	19-20 (.487)
POSTSEASON	0-1 (.000)

# DURHAM BULLS

TAMPA BAY RAYS



Durham Bulls Athletic Park  
409 Blackwell Street  
Durham, NC, 27701  
Telephone: (919) 687-6500  
Website: [www.durhambulls.com](http://www.durhambulls.com)  
Twitter: @DurhamBulls  
Owner: Capitol Broadcasting Company

## TEAM INFORMATION

First Year	1980
Ballpark	Durham Bulls Athletic Park
Year Opened	1995
Capacity	10,000
Playing Surface	Grass
Field Dimensions	LF - 305, CF - 400, RF - 325
Affiliation	Tampa Bay Rays
First Year of Affiliation	1998
Triple-A Titles	3 (2009, 2017, 2021)
League Championships	16
Division Championships	19
Last Playoff Appearance	2019
2021 Record	86-44
2021 Average Attendance	5,093

VP, Baseball Operations ..... Mike Birling  
Media Relations Contact ..... Michael Ward  
Broadcaster ..... Patrick Kinas

Manager ..... Brady Williams  
Pitching Coach ..... Brian Reith  
Hitting Coach ..... Will Bradley  
Bench Coach ..... Reinaldo Ruiz  
Athletic Trainer ..... Scott Thurston, Kris Russell  
Strength & Conditioning Coach ..... Carlos Gonzalez

## OMAHA VS. DURHAM IN 2022

Zero games scheduled for 2022

## OMAHA VS. DURHAM

AMERICAN ASSOCIATION (1969-1997)	N/A
TRIPLE-A ALLIANCE (1988-1991)	N/A
PACIFIC COAST LEAGUE (1998-2020)	N/A
TRIPLE-A EAST (2021)	N/A
ALL-TIME RECORD	N/A
POSTSEASON	1-0 (1.000)

STORM CHASERS  
ORGANIZATION

2022 OMAHA  
STORM CHASERS

2021 SEASON  
IN REVIEW

LEAGUE  
INFORMATION

ROYALS  
ORGANIZATION

HISTORY & RECORDS

PLAYER & COACH  
DATABASE

GENERAL  
INFORMATION

# GWINNETT STRIPERS

ATLANTA BRAVES



Coolray Field  
2500 Buford Drive  
Lawrenceville, GA, 30043  
Telephone: (678) 277-0300  
Website: www.gostripers.com  
Twitter: @GoStripers

Owner: Diamond Baseball Holdings, LLC

### TEAM INFORMATION

First Year.....	2009
Ballpark.....	Coolray Field
Year Opened.....	2009
Capacity.....	10,427
Playing Surface.....	Grass
Field Dimensions.....	LF - 335, CF - 400, RF - 335
Affiliation.....	Atlanta Braves
First Year of Affiliation.....	2009
Triple-A Titles.....	0
League Championships.....	0
Division Championships.....	2
Last Playoff Appearance.....	2019
2021 Record.....	71-58
2021 Average Attendance.....	2,754

VP & General Manager.....Erin McCormick  
Media Relations Contact.....Dave Lezotte  
Broadcaster.....Dave Lezotte

Manager.....Matt Tuiasosopo  
Pitching Coach.....Mike Maroth  
Hitting Coach.....Carlos Mendez  
Coach.....Wigberto Nevarez  
Coach.....Devon Travis  
Athletic Trainer(s).....Drew Garner, Dan Gaertner  
Strength & Conditioning Coach.....Paul Howey

### OMAHA VS. GWINNETT IN 2022

Zero games scheduled for 2022

### OMAHA VS. GWINNETT

AMERICAN ASSOCIATION (1969-1997).....	N/A
TRIPLE-A ALLIANCE (1988-1991).....	N/A
PACIFIC COAST LEAGUE (1998-2020).....	N/A
TRIPLE-A EAST (2021).....	N/A
ALL-TIME RECORD.....	N/A
POSTSEASON.....	N/A

# INDIANAPOLIS INDIANS

PITTSBURGH PIRATES



Victory Field  
501 West Maryland Street  
Indianapolis, IN, 46225  
Telephone: (317) 269-3542  
Website: www.indyindians.com  
Twitter: @IndyIndians  
Owner: Indians Inc.

### TEAM INFORMATION

First Year.....	1902
Ballpark.....	Victory Field
Year Opened.....	1996
Capacity.....	13,750
Playing Surface.....	Grass
Field Dimensions.....	LF - 320, CF - 402, RF - 320
Affiliation.....	Pittsburgh Pirates
First Year of Affiliation.....	2005
Triple-A Titles.....	3 (1988, 1989, 2000)
League Championships.....	12
Division Championship.....	24
Last Playoff Appearance.....	2017
2021 Record.....	61-67
2021 Average Attendance.....	5,799

President & General Manager.....Randy Lewandowski  
Chairman Emeritus.....Max B. Schumacher  
Media Relations Contact.....Cheyne Reiter, Anna Kayser  
Broadcasters.....Howard Kellman, Jack McMullen

Manager.....Miguel Perez  
Pitching Coach.....Dan Meyer  
Hitting Coach.....Eric Munson  
Bench Coach.....Gary Green  
Integrated Baseball Performance Coach.....Brady Conlan  
Athletic Trainer.....Tyler Brooks  
Strength & Conditioning Coach.....Alan Burr

### OMAHA VS. INDIANAPOLIS IN 2022

Tuesday, April 5 at IND - 6:05 p.m.  
Wednesday, April 6 at IND - 12:35 p.m.  
Thursday, April 7 at IND - 6:05 p.m.  
Friday, April 8 at IND - 6:05 p.m.  
Saturday, April 9 at IND - 5:35 p.m.  
Sunday, April 10 at IND - 12:35 p.m.

Tuesday, May 31 vs. IND - 7:05 p.m.  
Wednesday, June 1 vs. IND - 7:05 p.m.  
Thursday, June 2 vs. IND - 7:05 p.m.  
Friday, June 3 vs. IND - 7:05 p.m.  
Saturday, June 4 vs. IND - 7:05 p.m.  
Sunday, June 5 vs. IND - 5:05 p.m.

Tuesday, Sept. 6 vs. IND - 6:35 p.m.  
Wednesday, Sept. 7 vs. IND - 6:35 p.m.  
Thursday, Sept. 8 vs. IND - 6:35 p.m.  
Friday, Sept. 9 vs. IND - 6:35 p.m.  
Saturday, Sept. 10 vs. IND - 6:35 p.m.  
Sunday, Sept. 11 vs. IND - 2:05 p.m.

### OMAHA VS. INDIANAPOLIS

AMERICAN ASSOCIATION (1969-1997).....	265-280 (.486)
TRIPLE-A ALLIANCE (1988-1991).....	N/A
PACIFIC COAST LEAGUE (1998-2020).....	N/A
TRIPLE-A EAST (2021).....	12-5 (.706)
ALL-TIME RECORD.....	277-285 (.493)
POSTSEASON.....	9-11 (.450)

# IOWA CUBS

## CHICAGO CUBS



Principal Park  
One Line Drive  
Des Moines, IA, 50309  
Telephone: (515) 243-6111  
Website: www.iowacubs.com  
Twitter: @IowaCubs  
Owner: Diamond Baseball Holdings, LLC

### TEAM INFORMATION

First Year	1969
Ballpark	Principal Park
Year Opened	1992
Capacity	11,500
Playing Surface	Grass
Field Dimensions	LF - 335, CF - 400, RF - 335
Affiliation	Chicago Cubs
First Year of Affiliation	1981
Triple-A Titles	0
League Championships	1
Division Championship	8
Last Playoff Appearance	2019
2021 Record	51-78
2021 Average Attendance	5,246

President & General Manager ..... Sam Bernabe  
VP/Asst. General Manager ..... Randy Wehofer  
Media Relations Contact ..... Colin Connolly  
Broadcaster ..... Alex Cohen

Manager ..... Marty Pevey  
Pitching Coach ..... Ron Villone  
Hitting Coach ..... Desi Wilson  
Bench Coach ..... Griffin Benedict  
Development Coach ..... Thomas Boucher  
Athletic Trainer ..... Ed Halbur, Logan Severson  
Strength & Conditioning Coach ..... Matt Hall

### OMAHA VS. IOWA IN 2022

Tuesday, May 10 at IOW - 6:38 p.m.  
Wednesday, May 11 at IOW - 12:08 p.m.  
Thursday, May 12 at IOW - 12:08 p.m.  
Friday, May 13 at IOW - 7:08 p.m.  
Saturday, May 14 at IOW - 6:08 p.m.  
Sunday, May 15 at IOW - 1:08 p.m.

Tuesday, June 14 at IOW - 6:38 p.m.  
Wednesday, June 15 at IOW - 12:08 p.m.  
Thursday, June 16 at IOW - 6:38 p.m.  
Friday, June 17 at IOW - 7:08 p.m.  
Saturday, June 18 at IOW - 6:08 p.m.  
Sunday, June 19 at IOW - 1:08 p.m.

Friday, July 22 vs. IOW - 7:05 p.m.  
Saturday, July 23 vs. IOW - 5:05 p.m.  
Sunday, July 24 vs. IOW - 5:05 p.m.  
Monday, July 25 vs. IOW - 11:05 a.m.

Tuesday, Sept. 20 vs. IOW - 6:35 p.m.  
Wednesday, Sept. 21 vs. IOW - 6:35 p.m.  
Thursday, Sept. 22 vs. IOW - 6:35 p.m.  
Friday, Sept. 23 vs. IOW - 6:35 p.m.  
Saturday, Sept. 24 vs. IOW - 6:35 p.m.

### OMAHA VS. IOWA

AMERICAN ASSOCIATION (1969-1997)	340-294 (.536)
TRIPLE-A ALLIANCE (1988-1991)	N/A
PACIFIC COAST LEAGUE (1998-2020)	159-175 (.476)
TRIPLE-A EAST (2021)	24-16 (.600)
ALL-TIME RECORD	523-485 (.519)
POSTSEASON	N/A

# JACKSONVILLE JUMBO SHRIMP

## MIAMI MARLINS



121 Financial Park  
301 A. Philip Randolph Boulevard  
Jacksonville, FL, 32202  
Telephone: (904) 358-2846  
Website: www.jaxshrimp.com  
Twitter: @JaxShrimp  
Owner: Ken Babby

### TEAM INFORMATION

First Year	1970
Ballpark	121 Financial Park
Year Opened	2003
Capacity	11,000
Playing Surface	Grass
Field Dimensions	LF - 321, CF - 420, RF - 317
Affiliation	Miami Marlins
First Year of Affiliation	2009
Triple-A Titles	0
League Championships	6*
Division Championship	15*
Last Playoff Appearance	2017*
2021 Record	75-55
2021 Average Attendance	4,184

\*played in Double-A Southern League from 1970-2019

Owner & CEO ..... Ken Babby  
President ..... Jim Pfander  
Executive VP/General Manager ..... Harold Crow  
Media Relations Contact ..... Scott Kornberg  
Broadcasters ..... Scott Kornberg, Matthew Davis

Manager ..... Daren Brown  
Pitching Coach ..... Jeremy Powell  
Hitting Coach ..... Phil Plantier  
Defensive Coach ..... Jose Ceballos  
Athletic Trainer ..... Eric Reigelsberger  
Strength & Conditioning Coach ..... Tim Rodmaker  
Video Manager ..... Tim Rosenbaum

### OMAHA VS. JACKSONVILLE IN 2022

Zero games scheduled for 2022

### OMAHA VS. JACKSONVILLE

AMERICAN ASSOCIATION (1969-1997)	N/A
TRIPLE-A ALLIANCE (1988-1991)	N/A
PACIFIC COAST LEAGUE (1998-2020)	N/A
TRIPLE-A EAST (2021)	N/A
ALL-TIME RECORD	N/A
POSTSEASON	N/A

STORM CHASERS  
ORGANIZATION

2022 OMAHA  
STORM CHASERS

2021 SEASON  
IN REVIEW

LEAGUE  
INFORMATION

ROYALS  
ORGANIZATION

HISTORY & RECORDS

PLAYER & COACH  
DATABASE

GENERAL  
INFORMATION

# LEHIGH VALLEY IRONPIGS

PHILADELPHIA PHILLIES



Coca-Cola Park  
1050 IronPigs Way  
Allentown, PA, 18109  
Telephone: (610) 841-7447  
Website: www.ironpigsbaseball.com  
Twitter: @IronPigs  
Owner: Joseph Finley, Craig Stein

## TEAM INFORMATION

First Year ..... 2008  
Ballpark ..... Coca-Cola Park  
Year Opened ..... 2008  
Capacity ..... 10,178  
Playing Surface ..... Kentucky Bluegrass  
Field Dimensions ..... LF - 323, CF - 400, RF - 325  
Affiliation ..... Philadelphia Phillies  
First Year of Affiliation ..... 2008  
Triple-A Titles ..... 0  
League Championships ..... 1  
Division Championship ..... 2  
Last Playoff Appearance ..... 2018  
2021 Record ..... 53-75  
2021 Average Attendance ..... 5,842

President & General Manager ..... Kurt Landes  
Media Relations Contact ..... Mike Ventola  
Broadcasters ..... Pat McCarthy, Mike Ventola

Manager ..... Anthony Contreras  
Pitching Coach ..... Cesar Ramos  
Hitting Coach ..... Joe Thurston  
Bench Coach ..... Greg Brodzinski  
Development Coach ..... Billy Greenfield  
Athletic Trainer(s) ..... Elliot Diehl, Meaghan Flaherty  
Strength & Conditioning Coach ..... Mike Lidge

## OMAHA VS. LEHIGH VALLEY IN 2022

Tuesday, June 7 vs. LHV - 7:05 p.m.  
Wednesday, June 8 vs. LHV - 7:05 p.m.  
Thursday, June 9 vs. LHV - 7:05 p.m.  
Friday, June 10 vs. LHV - 7:05 p.m.  
Saturday, June 11 vs. LHV - 7:05 p.m.  
Sunday, June 12 vs. LHV - 5:05 p.m.

## OMAHA VS. LEHIGH VALLEY

AMERICAN ASSOCIATION (1969-1997) ..... N/A  
TRIPLE-A ALLIANCE (1988-1991) ..... N/A  
PACIFIC COAST LEAGUE (1998-2020) ..... N/A  
TRIPLE-A EAST (2021) ..... N/A  
ALL-TIME RECORD ..... N/A  
POSTSEASON ..... N/A

# LOUISVILLE BATS

CINCINNATI REDS



Louisville Slugger Field  
401 East Main Street  
Louisville, KY, 40202  
Telephone: (502) 212-2287  
Website: www.batsbaseball.com  
Twitter: @LouisvilleBats  
Owner: MC Sports

## TEAM INFORMATION

First Year ..... 1982  
Ballpark ..... Louisville Slugger Field  
Year Opened ..... 2000  
Capacity ..... 11,500  
Playing Surface ..... Bermudagrass/Kentucky Bluegrass  
Field Dimensions ..... LF - 325, CF - 405, RF - 340  
Affiliation ..... Cincinnati Reds  
First Year of Affiliation ..... 2000  
Triple-A Titles ..... 0  
League Championships ..... 4  
Division Championship ..... 8  
Last Playoff Appearance ..... 2010  
2021 Record ..... 55-73  
2021 Average Attendance ..... 4,565

President ..... Greg Gallette  
Media Relations Contact ..... Chris Robinson  
Broadcaster ..... Nick Curran

Manager ..... Pat Kelly  
Pitching Coach ..... Seth Etherton  
Hitting Coach ..... Alex Pelaez  
Bench Coach ..... Dick Schofield  
Game Planning/Outfield Coach ..... Mike Jacobs  
Athletic Trainer ..... Steve Gober  
Strength & Conditioning Coach ..... Kenny Matanane

## OMAHA VS. LOUISVILLE IN 2022

Tuesday, April 12 vs. LOU - 6:35 p.m.  
Wednesday, April 13 vs. LOU - 6:35 p.m.  
Thursday, April 14 vs. LOU - 6:35 p.m.  
Friday, April 15 vs. LOU - 6:35 p.m.  
Saturday, April 16 vs. LOU - 6:35 p.m.  
Sunday, April 17 vs. LOU - 2:05 p.m.  
  
Tuesday, May 24 at LOU - 5:05 p.m.  
Wednesday, May 25 at LOU - 10:05 a.m.  
Thursday, May 26 at LOU - 5:35 p.m.  
Friday, May 27 at LOU - 6:05 p.m.  
Saturday, May 28 at LOU - 6:05 p.m.  
Sunday, May 29 at LOU - 5:05 p.m.

## OMAHA VS. LOUISVILLE

AMERICAN ASSOCIATION (1969-1997) ..... 131-131 (500)  
TRIPLE-A ALLIANCE (1988-1991) ..... N/A  
PACIFIC COAST LEAGUE (1998-2020) ..... N/A  
TRIPLE-A EAST (2021) ..... 4-2 (.666)  
ALL-TIME RECORD ..... 135-133 (.504)  
POSTSEASON ..... N/A

# MEMPHIS REDBIRDS

ST. LOUIS CARDINALS



AutoZone Park  
200 Union Avenue  
Memphis, TN, 38103  
Telephone: (901) 721-6050  
Website: www.memphisredbirds.com  
Twitter: @MemphisRedbirds  
Owner: Diamond Baseball Holdings, LLC

## TEAM INFORMATION

First Year	1998
Ballpark	AutoZone Park
Year Opened	2000
Capacity	10,000
Playing Surface	Bermuda Grass
Field Dimensions	LF - 319, CF - 400, RF - 322
Affiliation	St. Louis Cardinals
First Year of Affiliation	1998
Triple-A Titles	1 (2018)
League Championships	4
Division Championship	6
Last Playoff Appearance	2018
2019 Record	.61-67
2019 Average Attendance	3,054

President & General Manager ..... Craig Unger  
VP, Stadium and Baseball Operations ..... Mike Voutsinas  
Media Relations Contact ..... TBA  
Broadcaster(s) ..... TBA

Manager ..... Ben Johnson  
Pitching Coach ..... Dernier Orozco  
Hitting Coach ..... Brandon Allen  
Athletic Trainer ..... Dan Martin  
Strength & Conditioning Coach ..... Jacqueline Gover

## OMAHA VS. MEMPHIS IN 2022

Tuesday, April 19 at MEM - 6:05 p.m.  
Wednesday, April 20 at MEM - 11:05 a.m.  
Thursday, April 21 at MEM - 6:45 p.m.  
Friday, April 22 at MEM - 7:05 p.m.  
Saturday, April 23 at MEM - 3:05 p.m.  
Sunday, April 24 at MEM - 2:05 p.m.

## OMAHA VS. MEMPHIS

AMERICAN ASSOCIATION (1969-1997)	N/A
TRIPLE-A ALLIANCE (1988-1991)	N/A
PACIFIC COAST LEAGUE (1998-2020)	145-172 (.457)
TRIPLE-A EAST (2021)	N/A
ALL-TIME RECORD	145-172 (.457)
POSTSEASON	3-1 (.750)

# NASHVILLE SOUNDS

MILWAUKEE BREWERS



First Horizon Park  
19 Junior Gilliam Way  
Nashville, TN, 37219  
Telephone: (615) 690-4487  
Website: www.nashvillesounds.com  
Twitter: @NashvilleSounds  
Owner: MFP Baseball, LLC

## TEAM INFORMATION

First Year	1978
Ballpark	First Horizon Park
Year Opened	2015
Capacity	10,000
Playing Surface	Bermuda Grass
Field Dimensions	LF - 330, CF - 403, RF - 310
Affiliation	Milwaukee Brewers
First Year of Affiliation	2021 (previously 2005-2014)
Triple-A Titles	0
League Championships	3
Division Championships	10
Last Playoff Appearance	2016
2021 Record	.70-58
2019 Average Attendance	6,721

General Manager & COO ..... Adam English  
Asst. General Manager & VP, Operations ..... Doug Scopel  
Media Relations Contact ..... Chad Seely  
Broadcaster ..... Jeff Helm

Manager ..... Rick Sweet  
Pitching Coach ..... Jeremy Accardo  
Hitting Coach ..... Al LeBoeuf  
Coach ..... Ned Yost IV  
Development Coach ..... Sean Isaac  
Athletic Trainer ..... Jeff Paxson  
Asst. Athletic Trainer ..... Myles Fish  
Strength & Conditioning Coach ..... Andrew Emmick

## OMAHA VS. NASHVILLE IN 2022

Zero games scheduled for 2022

## OMAHA VS. NASHVILLE

AMERICAN ASSOCIATION (1969-1997)	106-102 (.510)
TRIPLE-A ALLIANCE (1988-1991)	N/A
PACIFIC COAST LEAGUE (1998-2020)	162-158 (.506)
TRIPLE-A EAST (2021)	N/A
ALL-TIME RECORD	268-260 (.508)
POSTSEASON	3-2 (.600)

STORM CHASERS ORGANIZATION

2022 OMAHA STORM CHASERS

2021 SEASON IN REVIEW

LEAGUE INFORMATION

ROYALS ORGANIZATION

HISTORY & RECORDS

PLAYER & COACH DATABASE

GENERAL INFORMATION

## NORFOLK TIDES

BALTIMORE ORIOLES



Harbor Park  
150 Park Avenue  
Norfolk, VA, 23510  
Telephone: (757) 622-2222  
Website: [www.norfolktides.com](http://www.norfolktides.com)  
Twitter: @NorfolkTides

Owner: Maryland Baseball Holding, LLC

### TEAM INFORMATION

First Year.....	1961
Ballpark.....	Harbor Park
Year Opened.....	1993
Capacity.....	11,856
Playing Surface.....	Grass
Field Dimensions.....	LF - 333, CF - 400, RF - 318
Affiliation.....	Baltimore Orioles
First Year of Affiliation.....	2007
Triple-A Titles.....	1 (1983)
League Championships.....	5
Division Championship.....	8
Last Playoff Appearance.....	2015
2021 Record.....	52-78
2021 Average Attendance.....	4,303

President.....Ken Young  
General Manager.....Joe Gregory  
Media Relations Contact.....John Stanley  
Broadcaster.....Pete Michaud

Manager.....Buck Britton  
Pitching Coach.....Justin Ramsey  
Hitting Coach.....Tim Gibbons  
Fundamentals Coach.....Ramón Sambo  
Development Coach.....Joshua Rodrigues  
Athletic Trainer.....Alan Rail  
Strength & Conditioning Coach.....Jon Medici

## ROCHESTER RED WINGS

WASHINGTON NATIONALS



Frontier Field  
One Morrie Silver Way  
Rochester, NY, 14608  
Telephone: (585) 454-1001  
Website: [www.redwingsbaseball.com](http://www.redwingsbaseball.com)  
Twitter: @RocRedWings

Owner: Rochester Community Baseball, Inc.

### TEAM INFORMATION

First Year.....	1928
Ballpark.....	Frontier Field
Year Opened.....	1996
Capacity.....	10,840
Playing Surface.....	Grass
Field Dimensions.....	LF - 335, CF - 402, RF - 322
Affiliation.....	Washington Nationals
First Year of Affiliation.....	2021
Triple-A Titles.....	4
League Championships.....	19
Division Championship.....	5
Last Playoff Appearance.....	2013
2021 Record.....	49-77
2021 Average Attendance.....	3,728

President, CEO and COO.....Naomi Silver  
Chairman of the Board.....Gary Larder  
General Manager.....Dan Mason  
Media Relations Contact.....Nate Rowan  
Broadcaster.....Josh Whetzel

Manager.....Matt LeCroy  
Pitching Coach.....Rafael Chaves  
Hitting Coach.....Brian Daubach  
Development Coach.....Billy McMillon  
Athletic Trainer.....Eric Montague  
Strength & Conditioning Coach.....Mike Warren

### OMAHA VS. NORFOLK IN 2022

Zero games scheduled for 2022

### OMAHA VS. ROCHESTER IN 2022

Tuesday, July 12 at ROC - 6:05 p.m.  
Wednesday, July 13 at ROC - 6:05 p.m.  
Thursday, July 14 at ROC - 6:05 p.m.  
Friday, July 15 at ROC - 6:05 p.m.  
Saturday, July 16 at ROC - 5:05 p.m.  
Sunday, July 17 at ROC - 12:05 p.m.

### OMAHA VS. NORFOLK

AMERICAN ASSOCIATION (1969-1997).....	N/A
TRIPLE-A ALLIANCE (1988-1991).....	10-10 (.500)
PACIFIC COAST LEAGUE (1998-2020).....	N/A
TRIPLE-A EAST (2021).....	N/A
ALL-TIME RECORD.....	10-10 (.500)
POSTSEASON.....	N/A

### OMAHA VS. ROCHESTER

AMERICAN ASSOCIATION (1969-1997).....	N/A
TRIPLE-A ALLIANCE (1988-1991).....	8-7 (.533)
PACIFIC COAST LEAGUE (1998-2020).....	N/A
TRIPLE-A EAST (2021).....	N/A
ALL-TIME RECORD.....	8-7 (.533)
POSTSEASON.....	4-1 (.800)



# SCRANTON/W-B RAILRIDERS

## NEW YORK YANKEES



PNC Field  
235 Montage Mountain Road  
Moosic, PA, 18507  
Telephone: (570) 969-2255  
Website: www.swbrailriders.com  
Twitter: @SWBRailRiders  
Owner: Diamond Baseball Holdings, LLC

### TEAM INFORMATION

First Year .....	1989
Ballpark .....	PNC Field
Year Opened .....	2013
Capacity .....	10,000
Playing Surface .....	Grass
Field Dimensions .....	LF - 326, CF - 408, RF - 330
Affiliation .....	New York Yankees
First Year of Affiliation .....	2007
Triple-A Titles .....	1 (2016)
League Championships .....	2
Division Championship .....	2
Last Playoff Appearance .....	2019
2021 Record .....	75-52
2021 Average Attendance .....	4,079

President..... John Adams  
General Manager ..... Katie Beekman  
Media Relations Contact ..... Adam Marco  
Broadcasters ..... Adam Marco, Steve Granado

Manager..... Doug Davis  
Pitching Coach..... Graham Johnson  
Hitting Coach..... Trevor Amicone  
Defensive Coach..... Raul Dominguez  
Defensive Coach..... Lino Diaz  
Athletic Trainer..... Jimmy Downam  
Strength & Conditioning Coach..... Larry Adegoke  
Video Manager ..... Brent Drevalas  
Adv. Scouting Analyst..... Nick Loeffelholz

### OMAHA VS. SCRANTON/W-B IN 2022

Tuesday, Aug. 23 vs. SWB - 7:05 p.m.  
Wednesday, Aug. 24 vs. SWB - 7:05 p.m.  
Thursday, Aug. 25 vs. SWB - 7:05 p.m.  
Friday, Aug. 26 vs. SWB - 7:05 p.m.  
Saturday, Aug. 27 vs. SWB - 7:05 p.m.  
Sunday, Aug. 28 vs. SWB - 2:05 p.m.

### OMAHA VS. SCRANTON/WILKES-BARRE

AMERICAN ASSOCIATION (1969-1997).....	N/A
TRIPLE-A ALLIANCE (1988-1991) .....	7-5 (583)
PACIFIC COAST LEAGUE (1998-2020) .....	N/A
TRIPLE-A EAST (2021).....	N/A
ALL-TIME RECORD .....	7-5 (583)
POSTSEASON .....	N/A

# ST. PAUL SAINTS

## MINNESOTA TWINS



CHS Field  
360 North Broadway Street  
St. Paul, MN, 55101  
Telephone: (651) 644-3517  
Website: www.saintsbaseball.com  
Twitter: @StPaulSaints  
Owner: Goldklang Group

### TEAM INFORMATION

First Year .....	1993*
Ballpark .....	CHS Field
Year Opened .....	2015
Capacity .....	7,210
Playing Surface .....	Grass
Field Dimensions.....	LF - 330, CF - 392, RF - 320
Affiliation .....	Minnesota Twins
First Year of Affiliation .....	2021
Triple-A Titles .....	0
League Championships.....	0
Division Championship .....	0
Last Playoff Appearance .....	0
2021 Record.....	67-63
2021 Average Attendance .....	6,052

\*played in independent American Association from 1993-2020

President / Co-Owner ..... Mike Veeck  
Executive VP / General Manager..... Derek Sharrer  
Executive VP..... Tom Whaley  
Media Relations Contact ..... Sean Aronson  
Broadcasters ..... Sean Aronson, J.W. Cox

Manager..... Toby Gardenhire  
Pitching Coach..... Cibney Bello, Virgil Vasquez  
Hitting Coach..... Ryan Smith  
Infield Coach..... Tyler Smarslok  
Athletic Trainer..... Ben Myers  
Strength & Conditioning Coach..... Cody Drouin

### OMAHA VS. ST. PAUL IN 2022

Tuesday, May 17 vs. STP - 6:35 p.m.  
Wednesday, May 18 vs. STP - 6:35 p.m.  
Thursday, May 19 vs. STP - 6:35 p.m.  
Friday, May 20 vs. STP - 6:35 p.m.  
Saturday, May 21 vs. STP - 6:35 p.m.  
Sunday, May 22 vs. STP - 2:05 p.m.  
  
Tuesday, June 28 at STP - 7:07 p.m.  
Wednesday, June 29 at STP - 1:07 p.m.  
Thursday, June 30 at STP - 7:07 p.m.  
Friday, July 1 at STP - 7:07 p.m.  
Saturday, July 2 at STP - 6:07 p.m.  
Sunday, July 3 at STP - 6:07 p.m.  
  
Tuesday, Aug. 2 vs. STP - 7:05 p.m.  
Wednesday, Aug. 3 vs. STP - 7:05 p.m.  
Thursday, Aug. 4 vs. STP - 7:05 p.m.  
Friday, Aug. 5 vs. STP - 7:05 p.m.  
Saturday, Aug. 6 vs. STP - 7:05 p.m.  
Sunday, Aug. 7 vs. STP - 5:05 p.m.  
  
Tuesday, Aug. 30 at STP - 7:07 p.m.  
Wednesday, Aug. 31 at STP - 7:07 p.m.  
Thursday, Sept. 1 at STP - 7:07 p.m.  
Friday, Sept. 2 at STP - 7:07 p.m.  
Saturday, Sept. 3 at STP - 7:07 p.m.  
Sunday, Sept. 4 at STP - 5:07 p.m.  
  
Monday, Sept. 26 at STP - 7:07 p.m.  
Tuesday, Sept. 27 at STP - 7:07 p.m.  
Wednesday, Sept. 28 at STP - 7:07 p.m.

### OMAHA VS. ST. PAUL

AMERICAN ASSOCIATION (1969-1997).....	N/A
TRIPLE-A ALLIANCE (1988-1991) .....	N/A
PACIFIC COAST LEAGUE (1998-2020) .....	N/A
TRIPLE-A EAST (2021) .....	15-15 (500)
ALL-TIME RECORD .....	15-15 (500)
POSTSEASON .....	N/A

STORM CHASERS  
ORGANIZATION

2022 OMAHA  
STORM CHASERS

2021 SEASON  
IN REVIEW

LEAGUE  
INFORMATION

ROYALS  
ORGANIZATION

HISTORY & RECORDS

PLAYER & COACH  
DATABASE

GENERAL  
INFORMATION

# SYRACUSE METS

## NEW YORK METS



NBT Bank Stadium  
 One Tex Simone Drive  
 Syracuse, NY, 13208  
 Telephone: (315) 474-7833  
 Website: www.syracusemets.com  
 Twitter: @SyracuseMets  
 Owner: New York Mets

### TEAM INFORMATION

First Year.....	1934
Ballpark.....	NBT Bank Stadium
Year Opened.....	1997
Capacity.....	10,815
Playing Surface.....	Grass
Field Dimensions.....	LF - 330, CF - 400, RF - 330
Affiliation.....	New York Mets
First Year of Affiliation.....	2019
Triple-A Titles.....	0
League Championships.....	8
Division Championships.....	2
Last Playoff Appearance.....	2014
2019 Record.....	50-75
2021 Average Attendance.....	3,845

General Manager..... Jason Smorol  
 Media Relations Contact..... Michael Tricarico  
 Broadcasters..... Michael Tricarico, Evan Stockton

Manager..... Kevin Boles  
 Pitching Coach..... Steve Schrenk  
 Hitting Coach..... Joel Chimelis  
 Bench Coach..... Jay Pecci  
 Development Coach..... Chris Jacobs  
 Athletic Trainer..... Hiroto Kawamura, Anthony Olivieri  
 Strength & Conditioning Coach..... Alex Tavarez

# TOLEDO MUD HENS

## DETROIT TIGERS



Fifth Third Field  
 406 Washington Street  
 Toledo, OH, 43604  
 Telephone: (419) 725-4367  
 Website: www.mudhens.com  
 Twitter: @MudHens  
 Owner: Toledo Mud Hens Baseball Inc.

### TEAM INFORMATION

First Year.....	1965
Ballpark.....	Fifth Third Field
Year Opened.....	2002
Capacity.....	10,300
Playing Surface.....	Grass
Field Dimensions.....	LF - 320, CF - 400, RF - 320
Affiliation.....	Detroit Tigers
First Year of Affiliation.....	1987
Triple-A Titles.....	0
League Championships.....	3
Division Championships.....	7
Last Playoff Appearance.....	2018
2021 Record.....	74-56
2021 Average Attendance.....	4,763

President & CEO..... Joe Napoli  
 Executive VP/General Manager..... Erik Ibsen  
 Media Relations Contact..... Matt Melzak  
 Broadcasters..... Jim Weber, Matt Melzak

Manager..... Lloyd McClendon  
 Pitching Coach..... Doug Bochtler  
 Hitting Coach..... Adam Melhuse  
 Bench Coach..... Tony Cappucilli  
 Athletic Trainer..... Jason Schwartzman  
 Strength & Conditioning Coach..... Phil Hart  
 Baseball Information Asst..... Zach Monash

### OMAHA VS. SYRACUSE IN 2022

Tuesday, July 26 at SYR - 5:05 p.m.  
 Wednesday, July 27 at SYR - 11:00 a.m.  
 Thursday, July 28 at SYR - 5:35 p.m.  
 Friday, July 29 at SYR - 5:35 p.m.  
 Saturday, July 30 at SYR - 5:35 p.m.  
 Sunday, July 31 at SYR - 12:05 p.m.

### OMAHA VS. TOLEDO IN 2022

Tuesday, April 26 vs. TOL - 12:05 p.m.  
 Wednesday, April 27 vs. TOL - 6:35 p.m.  
 Thursday, April 28 vs. TOL - 6:35 p.m.  
 Friday, April 29 vs. TOL - 6:35 p.m.  
 Saturday, April 30 vs. TOL - 6:35 p.m.  
 Sunday, May 1 vs. TOL - 2:05 p.m.

Monday, July 4 vs. TOL - 7:05 p.m.  
 Wednesday, July 6 vs. TOL - 7:05 p.m.  
 Thursday, July 7 vs. TOL - 7:05 p.m.  
 Friday, July 8 vs. TOL - 7:05 p.m.  
 Saturday, July 9 vs. TOL - 7:05 p.m.  
 Sunday, July 10 vs. TOL - 5:05 p.m.

Tuesday, Aug. 9 at TOL - 6:05 p.m.  
 Wednesday, Aug. 10 at TOL - 6:05 p.m.  
 Thursday, Aug. 11 at TOL - 6:05 p.m.  
 Friday, Aug. 12 at TOL - 6:05 p.m.  
 Saturday, Aug. 13 at TOL - 6:05 p.m.  
 Sunday, Aug. 14 at TOL - 3:05 p.m.

### OMAHA VS. SYRACUSE

AMERICAN ASSOCIATION (1969-1997).....	N/A
TRIPLE-A ALLIANCE (1988-1991).....	14-3 (.824)
PACIFIC COAST LEAGUE (1998-2020).....	N/A
TRIPLE-A EAST (2021).....	N/A
<b>ALL-TIME RECORD.....</b>	<b>14-3 (.824)</b>
<b>POSTSEASON.....</b>	<b>1-4 (.200)</b>

### OMAHA VS. TOLEDO

AMERICAN ASSOCIATION (1969-1997).....	N/A
TRIPLE-A ALLIANCE (1988-1991).....	13-8 (.619)
PACIFIC COAST LEAGUE (1998-2020).....	N/A
TRIPLE-A EAST (2021).....	9-9 (.500)
<b>ALL-TIME RECORD.....</b>	<b>22-17 (.619)</b>
<b>POSTSEASON.....</b>	<b>N/A</b>

# WORCESTER RED SOX

## BOSTON RED SOX



Polar Park  
100 Madison Street  
Worcester, MA, 01608  
Telephone: (508) 500-8888  
Website: www.woosox.com  
Twitter: @WooSox  
Owner: Larry Lucchino

### TEAM INFORMATION

First Year.....	2021*
Ballpark.....	Polar Park
Year Opened.....	2021
Capacity.....	9,508
Playing Surface.....	Kentucky Bluegrass
Field Dimensions.....	LF - 330, CF - 403, RF - 320
Affiliation.....	Boston Red Sox
First Year of Affiliation.....	2021*
Triple-A Titles.....	0*
League Championships.....	4*
Division Championships.....	7*
Last Playoff Appearance.....	2014*
2021 Record.....	74-54
2021 Average Attendance.....	6,145

\*played as Pawtucket Red Sox from 1973-2020

Vice Chairman.....Mike Tamburro  
President.....Dr. Charles Steinberg  
Executive VP, General Manager.....Dan Rea III  
Media Relations Contact.....Bill Wanless  
Broadcasters.....Tyler Murray, Jim Cain, Mike Antonellis

Manager.....Chad Tracy  
Pitching Coach.....Paul Abbott  
Hitting Coach.....Rich Gedman  
Bench Coach.....José David Flores  
Asst. Hitting Coach.....Mike Montville  
Development Coach.....Brendan Connolly  
Athletic Trainer.....Dave Herrera, Scott Gallon  
Strength & Conditioning Coach.....Ben Chadwick  
Massage Therapist.....Edwin Rodriguez

### OMAHA VS. WORCESTER IN 2022

Zero games scheduled for 2022

### OMAHA VS. WORCESTER

AMERICAN ASSOCIATION (1969-1997).....	N/A
TRIPLE-A ALLIANCE (1988-1991).....	10-6 (.647)
PACIFIC COAST LEAGUE (1998-2020).....	N/A
TRIPLE-A EAST (2021).....	N/A
ALL-TIME RECORD.....	10-6 (.647)
POSTSEASON.....	1-0 (1.000)

# INTERNATIONAL LEAGUE

## LOGOS



STORM CHASERS ORGANIZATION

2022 OMAHA STORM CHASERS

2021 SEASON IN REVIEW

LEAGUE INFORMATION

ROYALS ORGANIZATION

HISTORY & RECORDS

PLAYER & COACH DATABASE

GENERAL INFORMATION



# ROYALS ORGANIZATION

---

2 0 2 2 M E D I A G U I D E

# KANSAS CITY ROYALS FRONT OFFICE

**Kauffman Stadium**  
 One Royal Way, Kansas City, Missouri, 64129  
 Phone: (816) 504-4040  
[www.mlb.com/royals](http://www.mlb.com/royals)  
[facebook.com/KansasCityRoyals](https://facebook.com/KansasCityRoyals)  
 Twitter: @Royals | Instagram: @kcroysals



## SENIOR ADMINISTRATION

Chairman and CEO .....	John Sherman
President - Baseball Operations .....	Dayton Moore
Sr. Vice President/Chief Operating Officer .....	Brooks Sherman
Sr. Vice President/Chief Revenue & Innovation Officer .....	Sarah Tourville
Sr. Vice President/Chief Legal Officer .....	Adam P. Sachs

## OFFICERS

Sr. Vice President - Major League and International Operations/Assistant GM .....	Rene Francisco
Sr. Vice President - Baseball Operations/General Manager .....	J.J. Picolo
Sr. Vice President/Assistant GM .....	Scott Sharp
Vice President - Baseball Operations .....	George Brett
Vice President - Major League Team Operations .....	Jeff Davenport
Vice President - People and Culture .....	Iris Edelen
Vice President - Player Personnel .....	Lonnie Goldberg
Vice President - Assistant General Manager/Research & Development .....	Dr. Daniel Mack
Vice President - Corporate Partnerships .....	Alex Schulte
Vice President - Pine Tar Collective .....	Tony Snethen
Vice President - Communications .....	Sam Mellinger
Vice President - Community Impact .....	Kyle Vena
Vice President - Major League Scouting/Assistant GM .....	Gene Watson
Vice President - Baseball Administration/Assistant GM .....	Jim Wong

## BASEBALL OPERATIONS

President of Baseball Operations .....	Dayton Moore
Sr. Vice President - Major League and International Operations/Assistant GM .....	Rene Francisco
Sr. Vice President - Baseball Operations/General Manager .....	J.J. Picolo
Sr. Vice President/Assistant GM .....	Scott Sharp
Vice President - Player Personnel .....	Lonnie Goldberg
Vice President - Assistant General Manager/Research & Development .....	Dr. Daniel Mack
Vice President - Major League Scouting/Assistant GM .....	Gene Watson
Vice President - Baseball Administration/Assistant GM .....	Jim Wong
Assistant GM - International Operations .....	Albert Gonzalez
Special Assistant to the President & GM/Infield Coordinator .....	Rafael Belliard
Special Assistant to Baseball Operations/Leadership Development .....	Willie Aikens
Special Assistant to Baseball Operations/Leadership Development .....	Blaine Boyer
Special Assistant to Baseball Operations/Leadership Development .....	Reggie Sanders
Special Assistant to Baseball Operations/Leadership Development .....	Mike Sweeney
Special Assistant to the General Manager/Player Development .....	Chino Cadahia
Special Assistant to the President & GM .....	Tim Conroy
Special Assistant to the President & GM/Quality Control .....	Rusty Kuntz
Special Assistant to the President & GM .....	Tom McNamara
Special Assistant to the General Manager .....	Don Poppin
Special Assistant to the General Manager/Player Personnel .....	Louie Medina
Sr. Advisor to the General Manager/Scouting & Player Development .....	Mike Arbuckle
Sr. Advisor to Baseball Operations .....	Roy Clark
Sr. Advisor to the General Manager/Baseball Operations .....	Gene Lamont
Sr. Advisor to the President & GM .....	Donnie Williams
Sr. Director - Performance Science .....	Austin Driggers
Sr. Director - Pitching .....	Paul Gibson
Sr. Director - Behavioral Sciences .....	Ryan Maid
Sr. Director - Leadership & Cultural Development .....	Matt Marasco
Lead Developer - Baseball Systems .....	Paul Turner
Sr. Director - Player Development & Hitting Performance .....	Alec Zumwalt
Director - Professional Scouting .....	Michael Cifuentes
Director - Professional Development .....	Jeff Diskin
Director - Arizona Operations/Scouting Assistant .....	Nick Leto
Director - Player Development/Field Coordinator .....	Mitch Maier
Director - Baseball Operations/Scouting and Player Development .....	Jack Monahan
Director - Scouting .....	Danny Ontiveros
Sr. Developer - Baseball Systems .....	Joseph San Diego
Director - Performance Science/Player Development .....	John Wagle
Assistant Director - Player Development .....	Malcom Culver
Coordinator - Pacific Rim .....	Phil Dale
Coordinator - Latin American Scouting .....	Orlando Estevez
Assistant Director - Behavioral Science .....	Melissa Lambert
Manager - Baseball Administration .....	Kristin Lock
Executive Assistant to the President of Baseball Operations .....	Emily Penning
Developer - Baseball Systems .....	Jennifer Segelke
Analyst - Research & Development/Player Development .....	Brandon Nelson
Analyst - Research & Development/Amateur Scouting .....	Rob Sorge
Analyst - Research & Development .....	Robyn Wampler
Baseball Operations Administrative Assistant .....	Jared Hinton

STORM CHASERS ORGANIZATION

2022 OMAHA STORM CHASERS

2021 SEASON IN REVIEW

LEAGUE INFORMATION

ROYALS ORGANIZATION

HISTORY & RECORDS

PLAYER & COACH DATABASE

GENERAL INFORMATION

# 2022 PROSPECT RANKINGS & 2021 DRAFT

## ROYALS 2022 PRESEASON TOP-30 PROSPECT RANKINGS

### BASEBALL AMERICA

1.....	Bobby Witt, Jr., SS
2.....	Asa Lacy, LHP
3.....	MJ Melendez, C
4.....	Nick Pratto, 1B
5.....	Jackson Kowar, RHP
6.....	Kyle Isbel, OF
7.....	Frank Mozzicato, LHP
8.....	Ben Kudrna, RHP
9.....	Jonathan Bowlan, RHP
10.....	Vinnie Pasquantino, 1B
11.....	Alec Marsh, RHP
12.....	Nick Loftin, SS
13.....	Jon Heasley, RHP
14.....	Ben Hernandez, RHP
15.....	Michael Massey, 2B
16.....	Carter Jensen, C
17.....	Erick Peña, OF
18.....	Will Klein, RHP
19.....	Dylan Coleman, RHP
20.....	Angel Zerpa, LHP
21.....	Anthony Veneziano, LHP
22.....	Austin Cox, LHP
23.....	Noah Murdock, RHP
24.....	Shane Panzini, RHP
25.....	Daniel Vazquez, SS
26.....	Nathan Webb, RHP
27.....	Zach Haake, RHP
28.....	Maikel Garcia, SS
29.....	Collin Snider, RHP
30.....	Emmanuel Rivera, 3B

### MLB PIPELINE

1.....	Bobby Witt, Jr., SS/3B
2.....	MJ Melendez, C
3.....	Nick Pratto, 1B
4.....	Asa Lacy, LHP
5.....	Vinnie Pasquantino, 1B
6.....	Nick Loftin, INF
7.....	Kyle Isbel, OF
8.....	Frank Mozzicato, LHP
9.....	Jonathan Bowlan, RHP
10.....	Jon Heasley, RHP
11.....	Ben Kudrna, RHP
12.....	Erick Peña, OF
13.....	Alec Marsh, RHP
14.....	Angel Zerpa, LHP
15.....	Peyton Wilson, 2B
16.....	Ben Hernandez, RHP
17.....	Carter Jensen, C
18.....	Anthony Veneziano, LHP
19.....	Austin Cox, LHP
20.....	Will Klein, RHP
21.....	Daniel Vazquez, SS
22.....	Maikel Garcia, SS
23.....	Dylan Coleman, RHP
24.....	Michael Massey, 2B
25.....	Noah Murdock, RHP
26.....	Darryl Collins, OF
27.....	Shane Panzini, RHP
28.....	Luca Tresh, C
29.....	Tyler Gentry, OF
30.....	Drew Parrish, LHP

## ROYALS 2021 FIRST-YEAR PLAYER DRAFT SELECTIONS

ROUND	PICK #	NAME	POS	B / T	HT	WT	DOB	SCHOOL/COLLEGE
1	7	Frank Mozzicato	LHP	L/L	6'3	175	6/19/03	East Catholic HS (CT)
	2	Ben Kudrna	RHP	R/R	6'3	175	1/30/03	Blue Valley Southwest HS (KS)
CB-B	66	Peyton Wilson	2B	S/R	5/9	180	11/01/99	Alabama
3	78	Carter Jensen	C	L/R	6'1	210	7/3/03	Park Hill Senior HS (MO)
4	108	Shane Panzini	RHP	R/R	6'3	220	10/30/01	Red Bank Catholic HS (NJ)
5	139	Eric Cerantola	RHP	R/R	6'5	225	5/2/00	Mississippi State
6	169	Dayton Dooney	2B	S/R	6'0	190	8/21/99	Central Arizona College (AZ)
7	199	Noah Cameron	LHP	L/L	6'3	220	7/7/99	Central Arkansas (AR)
8	229	Ryan Cepero	SS	R/R	6'1	180	2/11/03	Carlos Beltran Baseball Academy (PR)
9	259	Parker Bates	OF	L/R	6'1	205	11/6/97	Louisiana Tech
10	289	Shane Connolly	LHP	L/L	6'2	175	2/13/99	Virginia Tech
11	319	Brennon McNair	SS	R/R	6'1	175	9/15/02	Magee HS (MS)
12	349	Tyson Guerrero	LHP	L/L	6'1	188	2/16/99	Washington
13	379	Patrick Helligan	RHP	R/R	6'6	230	10/4/99	Pensacola State College (FL)
14	409	Caden Monke	LHP	L/L	6'3	170	9/2/99	Arkansas
15	439	River Town	OF	L/R	5'11	181	7/8/99	Dallas Baptist
16	469	Anthony Simonelli	RHP	R/R	6'2	200	12/23/98	Virginia Tech
17	499	Luca Tresh	C	R/R	6'0	193	1/11/00	NC State
18	529	Harrison Breethe	RHP	R/R	6'5	220	4/3/98	TCU
19	559	Cam Williams	SS	S/R	6'2	195	2/7/98	Texas
20	589	Jack Aldrich	LHP	L/L	5'11	240	6/12/99	Tulane

## ALL-TIME KANSAS CITY ROYALS FIRST-ROUND PICKS

YEAR	RD	PICK	NAME	POS	YEAR	RD	PICK	NAME	POS	YEAR	RD	PICK	NAME	POS
2021	1	7	Frank Mozzicato	LHP	2003	1	5	Chris Lubanski	OF	1985	1	17	Brian McKee	SS
2020	1	4	Asa Lacy	LHP	2003	1	30	Mitch Maier	C	1984	1	16	Scott Bankhead	RHP
2019	1	2	Bobby Witt, Jr.	SS	2002	1	6	Zack Greinke	RHP	1983	1	21	Gary Thurman	OF
2018	1	18	Brady Singer	RHP	2001	1	9	Colt Griffin	RHP	1982	1	10	John Monies	OF
2018	CB	33	Jackson Kowar	LHP	2000	1	4	Mike Stodolka	LHP	1981	1	23	Dave Lile	OF
2018	CB	34	Daniel Lynch	LHP	1999	1	7	Kyle Snyder	RHP	1980	1	16	Frank Willis	RHP
2018	CB	40	Kris Bubic	LHP	1999	1	25	Mike MacDougal	RHP	1979	1	21	Atlee Hammaker	LHP
2017	1	14	Nick Pratto	1B	1999	CB	32	Jay Gelhrke	RHP	1978	1	25	Buddy Biancalana	SS
2016	CB	21	Ashle Russell	RHP	1999	CB	43	Jimmy Gobble	LHP	1977	1	21	Mike Jones	LHP
2015	CB	33	Nolan Watson	RHP	1998	1	4	Jeff Austin	RHP	1976	1	18	Ben Grzybek	RHP
2014	1	17	Brandon Finnegan	RHP	1998	1	30	Matt Burch	RHP	1977	1	9	Clint Hurdle	OF
2014	CB	28	Foster Griffin	LHP	1998	CB	31	Chris George	LHP	1974	1	15	Willie Wilson	OF
2014	CB	40	Chase Vallot	C	1997	1	7	Dan Reichert	RHP	1973	1	9	Low Olsen	RHP
2013	1	8	Hunter Dozier	SS	1996	1	14	Dee Brown	OF	1972	1	19	Jamie Quirk	SS
2013	CB	34	Sean Manaea	LHP	1995	1	22	Juan Lebron	OF	1971	1	5	Roy Branch	RHP
2012	1	5	Kyle Zimmer	RHP	1994	1	16	Matt Smith	LHP	1970	1	8	Rex Goodson	C
2011	1	5	Bubba Starling	OF	1993	1	15	Jeff Granger	LHP	1969	1	23	John Simmons	SS
2010	1	4	Christian Colon	SS	1992	1	10	Michael Tucker	SS					
2009	1	12	Aaron Crow	RHP	1992	1	17	Jim Pitsley	RHP					
2008	1	3	Eric Hosmer	1B	1992	CB	31	Sherard Clinkscales	RHP					
2008	1	36	Mike Montgomery	LHP	1992	CB	35	Johnny Damon	OF					
2007	1	2	Mike Moustakas	SS	1991	1	7	Joe Vitiello	OF					
2006	1	1	Luke Hochevar	RHP	1991	CB	30	Jason Pruitt	RHP					
2005	1	2	Alex Gordon	3B	1989	1	13	Brent Mayne	C					
2004	1	14	Billy Butler	3B	1988	1	18	Hugh Walker	OF					
2004	1	29	Matthew Campbell	LHP	1987	1	9	Kevin Appier	RHP					
2004	CB	31	J.P. Howell	LHP	1986	1	24	Tony Clements	SS					

### FIRST ROUND PICKS BY POSITION (68 TOTAL)

RHP	.....	20
LHP	.....	12
OF	.....	12
SS	.....	8
SS	.....	8
C	.....	3
3B	.....	2
1B	.....	2


### FIRST OVERALL SELECTIONS (1)

SS	RHP Luke Hochevar	.....	2006
----	-------------------	-------	------

# ROYALS MINOR LEAGUE AFFILIATES

## NORTHWEST ARKANSAS NATURALS | Double-A Central ARVEST BALLPARK | 3000 South 56th Street, Springdale, Arkansas, 72762


### TEAM INFORMATION



First Year .....	2008
First Year of Affiliation .....	2008
2019 Record .....	64-55 (2nd)
League Titles .....	2 (2010, 2021)
Manager .....	Chris Widger
Pitching Coach .....	Derrick Lewis
Hitting Coach .....	Abraham Nuñez
Bench Coach .....	Mike Jirschele
Asst. Hitting Coach .....	Christian Colón
Athletic Trainer .....	Danny Accola
Strength & Conditioning Coach .....	CJ Mikkelsen
Owner / President .....	Bob Rich, Jr.
Vice President / General Manager .....	Justin Cole
Media Relations Contact .....	Dustin Dethlefs
Broadcaster .....	Nicholas Badders

## QUAD CITIES RIVER BANDITS | High-A Central MODERN WOODMEN PARK | 209 South Gaines Street, Davenport, Iowa, 52802


### TEAM INFORMATION



First Year .....	1901
First Year of Affiliation .....	2021
2021 Record .....	77-41 (1st)
League Titles .....	12 (1914, 1933, 1936, 1949, 1968, 1971, 1979, 1990, 2011, 2013, 2017, 2021)
Manager .....	Brooks Conrad
Pitching Coach .....	Steve Luebber
Hitting Coach .....	Andy LaRoche
Asst. Hitting Coach .....	David Noworyta
Asst. Coach .....	Kevin Kuntz
Athletic Trainer .....	Brad Groleau
Owner / President .....	Dave Heller
Vice President / General Manager .....	Joe Kubly
Media Relations Contact .....	Kyle Kercheval
Broadcaster .....	Kyle Kercheval

## COLUMBIA FIREFLIES | Low-A South SEGRA PARK | 1640 Freed Street, Columbia, South Carolina, 29201

### TEAM INFORMATION



First Year .....	2016
First Year of Affiliation .....	2021
2021 Record .....	48-71 (4th)
League Titles .....	0
Manager .....	Tony Peña Jr.
Pitching Coach .....	John Habyan
Hitting Coach .....	Jesus Azuaje
Bench Coach .....	Glenn Hubbard
Asst. Hitting Coach .....	Chris Nelson
Athletic Trainer .....	Nevan Dominguez
Strength & Conditioning Coach .....	Joe Pedulla
Owner .....	Hardball Capital LLC
President .....	Brad Shank
Media Relations Contact .....	John Kocsis, Jr.
Broadcaster .....	John Kocsis, Jr.

STORM CHASERS  
ORGANIZATION

2022 OMAHA  
STORM CHASERS

2021 SEASON  
IN REVIEW

LEAGUE  
INFORMATION

ROYALS  
ORGANIZATION

HISTORY & RECORDS

PLAYER & COACH  
DATABASE

GENERAL  
INFORMATION

# ROYALS MINOR LEAGUE AFFILIATES

## SURPRISE ROYALS | Rookie, Arizona Complex League SURPRISE STADIUM | 15850 North Bullard Avenue, Surprise, Arizona, 85374

**FIELD STAFF:** Omar Ramirez, Manager | Mark Davis, Pitching Coach | Carlos Martinez, Pitching Coach | Julio Pimentel, Rehab Pitching Coach  
Ramon Castro, Hitting Coach | Miguel Bernard, Asst. Hitting Coach | Alex Liddi, Asst. Hitting Coach | Andre David, Bench Coach  
Matt Schmidt, Assistant Coach | Kazuma Fukuzumi, Athletic Trainer | Joey Manana, Strength & Conditioning

### ACL ROYALS GOLD

First Year .....2003  
First Year of Affiliation .....2003  
2021 Record..... 20-33 (5th)  
League Titles..... 0

### ACL ROYALS BLUE

First Year .....2003  
First Year of Affiliation .....2003  
2021 Record..... 20-34 (6th)  
League Titles..... 0

## DOMINICAN ROYALS | Rookie, Dominican Summer League

Carretera de Guerra KM 1, La Caoba, Guerra, Santo Domingo, Dominican Republic

**FIELD STAFF:** Ramón Martínez, Manager | Sergio De Luna, Manager | Rafael Feliz, Pitching Coach | Jose Véras, Pitching Coach  
Wilson Betemit, Hitting Coach | Fernando Martínez, Hitting Coach | Onil Joseph, Bench Coach | Quilvio Veras, Bench Coach  
David Archer, Athletic Trainer | Alessandro Bertozzo, Asst. Trainer | Martin Berroa, Asst. Trainer  
Marcos Sierra, Strength and Conditioning

### DSL ROYALS BLUE

First Year .....1997  
First Year of Affiliation .....1997  
2021 Record..... 32-20 (1st)  
League Titles.....1 (2019)

### DSL ROYALS WHITE

First Year .....2018  
First Year of Affiliation .....2018  
2021 Record..... 20-32 (7th)  
League Titles..... 0

## ALL-TIME KANSAS CITY ROYALS AFFILIATES

1968-1969 .....High Point-Thomasville Hi-Toms/Royals (Class A)  
1968-1969 .....Corning Royals (Class A Short-Season)  
1969 .....Winnipeg Goldeyes (Class A Short-Season)  
1969-1970 .....Kingsport Royals (Rookie)  
1969 -1976 .....Waterloo Royals (Class A)  
**1969-PRESENT .....OMAHA ROYALS/GOLDEN SPIKES/STORM CHASERS (Triple-A)**  
1970-1974 .....San Jose Bees (Class A)  
1971 .....Elmira Royals (Double-A)  
1971-1973 .....Billings Mustangs (Rookie)  
1971-1983, 1985-2002 .....GCL Royals (Rookie)  
1972-1983 .....Jacksonville Suns (Double-A)  
1977 .....Daytona Beach Islanders (Class A)  
1978-1987 .....Fort Myers Royals (Class A)  
1980-1984 .....Charleston Royals (Class A)  
1983 .....Butte Copper Kings (Rookie)  
1984 -1994 .....Eugene Emeralds (Class-A Short-Season)  
1984-1994 .....Memphis Chicks (Double-A)  
1988-1992 .....Baseball City Royals (Class A)  
1990-1992 .....Appleton Foxes (Class A)  
1993 -1994 .....Rockford Royals (Class A)  
1993-2004, 2007-2020 .....Wilmington Blue Rocks (Class A-Advanced)  
1995 .....Springfield Sultans (Class A)  
1995-2002 .....Spokane Indians (Class A Short-Season)  
1995-2007 .....Wichita Wranglers (Double-A)  
1996-1998 .....Lansing Lugnuts (Class A)  
**1997-PRESENT .....DSL ROYALS (Rookie)**  
1999-2000 .....Charleston Alley Cats (Class A)  
2001-2010 .....Burlington Bees (Class A)  
**2003-PRESENT .....AZL ROYALS (Rookie)**  
2004-2020 .....Idaho Falls Chukars (Class A Short-Season)  
2005-2006 .....High Desert Mavericks (Class A-Advanced)  
2007-2020 .....Burlington Royals (Rookie)  
**2008-PRESENT .....NORTHWEST ARKANSAS NATURALS (Double-A)**  
2011-2012 .....Kane County Cougars (Class A)  
2013-2020 .....Lexington Legends (Class A)  
**2021-PRESENT .....QUAD CITIES RIVER BANDITS (High-A)**  
**2021-PRESENT .....COLUMBIA FIREFLIES (Low-A)**





# HISTORY & RECORDS

---

2 0 2 2 M E D I A G U I D E

# YEAR-BY-YEAR RECORDS (1969-2021)

YEAR	RECORD	PCT.	PLACE	POSTSEASON	MANAGER
1969	<b>85-55</b>	<b>.607</b>	<b>1st</b>	<b>AA Champion</b>	<b>Jack McKeon</b>
1970	<b>73-65</b>	<b>.529</b>	<b>1st</b>	<b>AA Champion, lost to SYR (4-1)</b>	<b>Jack McKeon</b>
1971	69-70	.496	3rd	--	Jack McKeon
1972	71-69	.507	2nd	--	Jack McKeon
1973	62-73	.459	4th	--	Harry Malmberg
1974	54-82	.397	4th	--	Harry Malmberg
1975	67-69	.493	4th	--	Billy Gardner
1976	<b>78-58</b>	<b>.574</b>	<b>1st</b>	<b>Div. Champion, lost to DEN (4-2)</b>	<b>Billy Gardner</b>
1977	<b>76-59</b>	<b>.563</b>	<b>1st</b>	<b>Div. Champion, lost to DEN (4-2)</b>	<b>John Sullivan</b>
1978	<b>66-69</b>	<b>.489</b>	<b>1st</b>	<b>AA Champion, def. IND (4-1)</b>	<b>John Sullivan</b>
1979	65-71	.478	2nd	--	Gordon MacKenzie
1980	66-70	.485	3rd	--	Joe Sparks
1981	<b>79-75</b>	<b>.581</b>	<b>1st</b>	<b>Div. Champion, def. SPR (4-2), lost to DEN (4-0)</b>	<b>Joe Sparks</b>
1982	<b>71-66</b>	<b>.518</b>	<b>1st</b>	<b>Div. Champion, lost to IND (4-2)</b>	<b>Joe Sparks</b>
1983	64-72	.471	4th	--	Joe Sparks
1984	68-86	.442	8th	--	Gene Lamont
1985	73-69	.514	3rd	--	Gene Lamont
1986	72-70	.507	3rd	--	John Boles / Frank Funk
1987	64-76	.457	7th	--	John Wathan / Frank Funk
1988	<b>81-61</b>	<b>.570</b>	<b>1st</b>	<b>Div. Champion, lost to IND (3-1)</b>	<b>Glenn Ezell</b>
1989	<b>74-72</b>	<b>.507</b>	<b>1st</b>	<b>Div. Champion, lost to IND (3-2)</b>	<b>Sal Rende</b>
1990	<b>86-60</b>	<b>.589</b>	<b>1st</b>	<b>Triple-A Champion, AA Champion def. NAS (3-2, def. ROC (4-1)</b>	<b>Sal Rende</b>
1991	73-71	.507	3rd	--	Sal Rende
1992	67-77	.465	3rd	--	Jeff Cox
1993	70-74	.486	3rd	--	Jeff Cox
1994	68-76	.472	6th	--	Jeff Cox
1995	76-68	.528	3rd	lost to BUF (3-1)	Mike Jirschele
1996	<b>79-65</b>	<b>.549</b>	<b>1st</b>	<b>Div. Champion, lost to OKC (3-1)</b>	<b>Mike Jirschele</b>
1997	61-83	.424	4th	--	Mike Jirschele
1998	79-64	.552	2nd	--	Ron Johnson
1999	<b>81-60</b>	<b>.574</b>	<b>1st</b>	<b>Div. Champion, lost to OKC (3-1)</b>	<b>Ron Johnson</b>
2000	64-79	.448	3rd	--	John Mizerock
2001	70-74	.486	3rd	--	John Mizerock
2002	76-68	.528	2nd	--	Bucky Dent
2003	70-73	.490	4th	--	Mike Jirschele
2004	71-73	.493	3rd	--	Mike Jirschele
2005	72-72	.500	2nd	--	Mike Jirschele
2006	53-91	.368	4th	--	Mike Jirschele
2007	73-71	.507	3rd	--	Mike Jirschele
2008	63-81	.438	3rd	--	Mike Jirschele
2009	64-80	.444	4th	--	Mike Jirschele
2010	81-63	.563	3rd	--	Mike Jirschele
2011	<b>79-63</b>	<b>.556</b>	<b>1st</b>	<b>PCL Champion, lost to CLB [8-3]</b>	<b>Mike Jirschele</b>
2012	<b>83-61</b>	<b>.576</b>	<b>1st</b>	<b>PCL Conf. Champion, lost to ABQ (3-2)</b>	<b>Mike Jirschele</b>
2013	<b>70-74</b>	<b>.486</b>	<b>1st</b>	<b>Triple-A Champion, PCL Champion def. OKC (3-0), def. SL (3-1), def. DUR [2-1]</b>	<b>Mike Jirschele</b>
2014	<b>76-67</b>	<b>.531</b>	<b>1st</b>	<b>Triple-A Champion, PCL Champion def. MEM (3-1), def. RNO (3-2), def. PAW [4-2]</b>	<b>Brian Poldberg</b>
2015	80-64	.556	T-2nd	--	Brian Poldberg
2016	58-82	.414	4th	--	Brian Poldberg
2017	69-72	.489	3rd	--	Brian Poldberg
2018	66-74	.489	3rd	--	Brian Poldberg
2019	59-80	.424	4th	--	Brian Poldberg
2020	--	--	--	SEASON CANCELED DUE TO COVID-19	--
2021	73-56	.566	2nd	--	Brian Poldberg
<b>OVERALL FRANCHISE RECORD</b>				<b>3,688-3,673</b>	<b>.501</b>
<b>AMERICAN ASSOCIATION ('69-'97)</b>				<b>2,058-2,031</b>	<b>.503</b>
<b>PACIFIC COAST LEAGUE ('98-'20)</b>				<b>1,557-1,586</b>	<b>.495</b>
<b>TRIPLE-A EAST ('21)</b>				<b>73-56</b>	<b>.556</b>
<b>HOME (OVERALL)</b>				<b>1,931-1,731</b>	<b>.527</b>
<b>HOME (ROSENBLATT STADIUM)</b>				<b>1,562-1,397</b>	<b>.528</b>
<b>HOME (WERNER PARK)</b>				<b>369-334</b>	<b>.525</b>
<b>AWAY</b>				<b>1,757-1,942</b>	<b>.475</b>

# ALL-TIME VS. OPPONENTS

## ALL-TIME RECORDS (1969-present)

	RECORD	PCT.	2021 RECORD
All Opponents	3,688-3,673	.501	73-56
Home (Overall)	1,931-1,731	.527	37-28
Home (Rosenblatt Stadium)	1,562-1,397	.528	--
Home (Werner Park)	369-334	.520	37-28
Away	1,757-1,942	.475	36-28
Omaha Royals (1969-1998, 2002-2010)	2,760-2,767	.499	--
Omaha Golden Spikes (1999-2001)	215-213	.502	--
Omaha Storm Chasers (2011-pres.)	713-693	.507	73-56
vs. American Association	2,058-2,031	.503	--
vs. International League	86-62	.581	--
vs. Pacific Coast League	1,557-1,586	.495	59-80
vs. Triple-A East	73-56	--	73-56

### vs. TRIPLE-A EAST (2021)

vs. OPPONENT	RECORD	PCT.
Buffalo	--	--
Charlotte	--	--
<b>Columbus</b>	<b>9-9</b>	<b>.500</b>
Durham	--	--
Gwinnett	--	--
<b>Indianapolis</b>	<b>12-5</b>	<b>.706</b>
<b>Iowa</b>	<b>24-16</b>	<b>.600</b>
Jacksonville	--	--
<b>Lehigh Valley</b>	--	--
<b>Louisville</b>	<b>4-2</b>	<b>.666</b>
<b>Memphis</b>	--	--
Nashville	--	--
Norfolk	--	--
<b>Rochester</b>	--	--
<b>Scranton/W-B</b>	--	--
<b>St. Paul</b>	<b>15-15</b>	<b>.500</b>
<b>Syracuse</b>	--	--
<b>Toledo</b>	<b>9-9</b>	<b>.500</b>
<b>Worcester</b>	--	--
<b>TOTAL</b>	<b>73-56</b>	<b>.566</b>

\*2022 opponents are shown in BOLD. For Omaha's overall records vs. current opponents, please see team information pages on pages 55-65

### vs. PACIFIC COAST LEAGUE (1998-2020)

vs. OPPONENT	RECORD	PCT.
Albuquerque	121-142	.494
Calgary	21-15	.583
Colorado Springs	123-105	.539
Edmonton	23-19	.548
El Paso	11-12	.478
Fresno	51-53	.490
<b>Iowa</b>	<b>164-186</b>	<b>.469</b>
Las Vegas	52-51	.505
<b>Memphis</b>	<b>145-172</b>	<b>.457</b>
Nashville	162-158	.506
New Orleans	161-153	.513
Oklahoma City	155-164	.486
Portland	23-25	.479
Reno	20-24	.455
Round Rock	130-111	.539
Sacramento	37-49	.430
Salt Lake	54-65	.454
Tacoma	51-50	.505
Tucson	41-30	.577
Vancouver	7-9	.438
<b>TOTAL</b>	<b>1,557-1,586</b>	<b>.495</b>

### vs. AMERICAN ASSOCIATION (1969-1997)

vs. OPPONENT	RECORD	PCT.
Buffalo	89-119	.428
Denver	246-253	.493
Evansville	148-161	.478
<b>Indianapolis</b>	<b>265-280</b>	<b>.486</b>
<b>Iowa</b>	<b>340-294</b>	<b>.536</b>
<b>Louisville</b>	<b>131-131</b>	<b>.500</b>
Nashville	106-102	.510
New Orleans	70-66	.515
Oklahoma City	327-292	.531
Springfield	34-30	.531
Tulsa	69-74	.483
Wichita	147-149	.497
<b>TOTAL</b>	<b>2,058-2,031</b>	<b>.503</b>

### vs. INTERNATIONAL LEAGUE (1988-1991)

vs. OPPONENT	RECORD	PCT.
<b>Columbus</b>	<b>10-11</b>	<b>.476</b>
Maine	3-2	.600
Pawtucket	10-6	.647
Richmond	11-10	.524
<b>Rochester</b>	<b>8-7</b>	<b>.533</b>
<b>Scranton/W-B</b>	<b>7-5</b>	<b>.583</b>
<b>Syracuse</b>	<b>14-3</b>	<b>.824</b>
Tidewater (Norfolk)	10-10	.500
<b>Toledo</b>	<b>13-8</b>	<b>.619</b>
<b>TOTAL</b>	<b>86-62</b>	<b>.581</b>

# MANAGER & ATTENDANCE RECORDS

## ALL-TIME WINS

MANAGER	WINS	YEARS
1. Mike Jirschele	995	'95-'97, '03-'13
2. Brian Poldberg	481	'14-'21
3. Jack McKeon	298	'69-'72
4. Joe Sparks	280	'80-'83
5. Sal Rende	233	'89-'91
6. Jeff Cox	205	'92-'94
7. Ron Johnson	160	'98-'99
8. Billy Gardner	145	'75-'76
9. John Sullivan	142	'77-'78
10. Gene Lamont	141	'84-'85

## ALL-TIME WINNING PCT. (min. 200 GMS)

MANAGER (GAMES)	PCT.	YEARS
1. Ron Johnson (284)	.563	'98-'99
2. Jack McKeon (557)	.535	'69-'72
3. Billy Gardner (272)	.533	'75-'76
4. John Sullivan (270)	.526	'77-'78
5. Sal Rende (463)	.503	'89-'91
6. Joe Sparks (563)	.497	'80-'83
7. Mike Jirschele (2,013)	.494	'95-'97, '03-'13
8. Brian Poldberg (976)	.493	'14-'21
9. Gene Lamont (296)	.476	'84-'85
10. Jeff Cox (432)	.475	'92-'94

## ALL-TIME MANAGERIAL RECORDS

MANAGER	YEARS	# OF SEASONS	WINS	LOSSES
Jack McKeon	1969-1972	4	298	259
Harry Malmberg	1973-1974	2	116	155
Billy Gardner	1975-1976	2	145	127
John Sullivan	1977-1978	2	142	128
Gordon MacKenzie	1979	1	65	71
Joe Sparks	1980-1983	4	280	283
Gene Lamont	1984-1985	2	141	155
John Boles	1986	1	72	70
John Wathan	1987	1	64	76
Frank Funk	1986-1987	2	136	146
Glenn Ezell	1988	1	81	61
Sal Rende	1989-1991	3	233	230
Jeff Cox	1992-1994	3	205	227
Mike Jirschele	1995-1997, 2003-2013	14	995	1,018
Ron Johnson	1998-1999	2	160	124
John Mizerock	2000-2001	2	134	153
Bucky Dent	2002	1	76	68
Brian Poldberg	2014-2021	7	481	495

## HIGHEST ATT., ROSENBLATT STADIUM

DATE	OPPONENT	ATT.
1. July 3, 2004	Iowa	24,989
2. July 4, 1999	Albuquerque	24,946
3. July 4, 1998	Edmonton	24,898
4. July 3, 1997	New Orleans	24,703
5. July 3, 2002	Nashville	24,297

## LARGEST WERNER PARK HOMESTANDS

DATE	ATT.
July 29-Aug. 5, 2014 (8 games)	56,072
June 27-July 3, 2013 (7 games)	46,357
Aug. 17-22, 2021 (6 games)	30,269
Aug. 21-25, 2013 (5 games)	34,061
July 17-20, 2014 (4 games)	29,596

## ALL-TIME SELLOUTS AT WERNER PARK

DATE	OPPONENT	ATT.	DATE	OPPONENT	ATT.
July 3, 2011	Albuquerque	9,023	Aug. 23, 2015	Sacramento	9,023
Aug. 20, 2011	Nashville	9,023	Aug. 28, 2015	Fresno	9,023
July 3, 2012	Albuquerque	9,023	May 6, 2019	Iowa	9,023
Aug. 24, 2012	New Orleans	9,023	May 29, 2016	El Paso	9,023
July 3, 2013	New Orleans	9,023	June 24, 2016	New Orleans	9,023
Aug. 24, 2013	New Orleans	9,023	July 3, 2016	Memphis	9,023
July 4, 2014	Colorado Springs	9,023	July 15, 2016	Salt Lake	9,023
July 18, 2014	New Orleans	9,023	July 30, 2016	Iowa	9,023
Aug. 15, 2014	Salt Lake	9,023	July 3, 2018	Nashville	9,023
Aug 16, 2014	Las Vegas	9,023	July 4, 2019	Nashville	9,023
July 3, 2015	New Orleans	9,023	Aug. 9, 2019	Salt Lake	9,023
Aug. 14, 2015	Memphis	9,023			

# YEAR-BY-YEAR ATTENDANCE

YEAR	DATES	ATTENDANCE	AVERAGE	LEAGUE
1969	62	177,609	2,865	American Association
1970	64	196,446	3,069	American Association
1971	65	175,482	2,700	American Association
1972	62	180,067	2,904	American Association
1973	64	136,439	2,132	American Association
1974	64	119,436	1,866	American Association
1975	59	107,988	1,830	American Association
1976	57	10,799	2,119	American Association
1977	62	144,602	2,332	American Association
1978	60	139,467	2,324	American Association
1979	62	157,169	2,535	American Association
1980	66	159,202	2,412	American Association
1981	62	196,923	3,176	American Association
1982	57	178,235	3,127	American Association
1983	58	136,904	2,360	American Association
1984	62	141,276	2,279	American Association
1985	61	175,329	2,874	American Association
1986	62	255,290	4,118	American Association
1987	65	262,215	4,034	American Association
1988	71	308,080	4,339	American Association
1989	<b>72</b>	335,517	4,660	American Association
1990	69	364,418	5,281	American Association
1991	65	340,265	5,235	American Association
1992	66	416,117	6,305	American Association
1993	63	384,980	6,111	American Association
1994	69	447,079	6,489	American Association
1995	69	447,079	6,489	American Association
1996	68	427,482	6,287	American Association
1997	66	<b>449,753</b>	<b>6,814</b>	American Association
1998	65	401,264	6,173	Pacific Coast League
1999	64	411,233	6,426	Pacific Coast League
2000	68	413,713	6,084	Pacific Coast League
2001	68	359,038	5,280	Pacific Coast League
2002	71	344,718	4,855	Pacific Coast League
2003	69	304,421	4,412	Pacific Coast League
2004	69	318,537	4,616	Pacific Coast League
2005	71	303,749	4,278	Pacific Coast League
2006	69	319,777	4,634	Pacific Coast League
2007	68	326,627	4,803	Pacific Coast League
2008	65	349,376	5,375	Pacific Coast League
2009	68	317,046	5,457	Pacific Coast League
2010	69	406,276	5,888	Pacific Coast League
2011	69	410,326	5,947	Pacific Coast League
2012	70	415,650	5,938	Pacific Coast League
2013	69	390,957	5,666	Pacific Coast League
2014	70	393,946	5,628	Pacific Coast League
2015	70	386,141	5,516	Pacific Coast League
2016	67	356,135	5,315	Pacific Coast League
2017	67	358,777	5,355	Pacific Coast League
2018	65	345,830	5,320	Pacific Coast League
2019	66	328,307	4,974	Pacific Coast League
2020	SEASON CANCELED DUE TO COVID-19			Pacific Coast League
2021	64	245,170	3,831	Triple-A East
<b>TOTAL</b>	<b>3,662</b>	<b>15,313,334</b>	<b>4,181</b>	

STORM CHASERS ORGANIZATION

2022 OMAHA STORM CHASERS

2021 SEASON IN REVIEW

LEAGUE INFORMATION

ROYALS ORGANIZATION

HISTORY & RECORDS

PLAYER & COACH DATABASE

GENERAL INFORMATION

# TEAM RECORDS (SEASON)

## TEAM GENERAL RECORDS (SEASON)

Most Games Played.....	154 (1984)
<b>Fewest Games Played.....</b>	<b>129 (2021)</b>
Most Wins.....	86 (1990)
Fewest Wins.....	53 (2006)
Longest Winning Streak.....	11 games (1993)
Longest Losing Streak.....	13 losses (1974)
Most Home Wins.....	50 (1990)
Fewest Home Wins.....	25 (2003)
Most Home Losses.....	47 (2003)
Fewest Home Losses.....	24 (1990)
Most Road Wins.....	47 (1976)
Fewest Road Wins.....	22 (22 (2006)
Most Road Losses.....	52 (1984)
Fewest Road Losses.....	21 (1976)
Best Home Winning Percentage.....	.676 (1990)
Worst Home Winning Percentage.....	.347 (2003)
Best Road Winning Percentage.....	.691 (1976)
Worst Road Winning Percentage.....	.306 (2006)
Most Extra-Inning Games.....	20 (1995, 1997)
Fewest Extra-Inning Games.....	6 (1978, 2005)
Most Extra-Inning Wins.....	11 (1970, 1978, 2007)
Fewest Extra-Inning Wins.....	3 (1978, 1987, 2000, 2009, 2011)
Most Extra-Inning Losses.....	13 (1995, 2009)
Fewest Extra-Inning Losses.....	2 (2004, 2005)
Most One-Run Games.....	58 (1976)
Fewest One-Run Games.....	31 (2004)
Most One-Run Wins.....	32 (1972)
Fewest One-Run Wins.....	14 (2003, 2004)
Most One-Run Losses.....	31 (1995, 2006)
<b>Fewest One-Run Losses.....</b>	<b>13 (2021)</b>

## TEAM BATTING RECORDS (SEASON)

Highest Batting Average.....	.290 (2012)
Lowest Batting Average.....	.244 (1979)
Most At-Bats.....	5032 (2012)
Fewest At-Bats.....	4305 (1978)
Most Hits.....	1460 (2012)
Fewest Hits.....	1058 (1979)
Most Runs Scored.....	826 (1999)
Fewest Runs Scored.....	479 (1972)
Most RBIs.....	779 (1999)
Fewest RBIs.....	425 (1972)
Most Doubles.....	281 (2003)
Fewest Doubles.....	161 (1979)
Most Triples.....	62 (1986)
Fewest Triples.....	16 (1997)
<b>Most Home Runs.....</b>	<b>231 (1999, 2021)</b>
Fewest Home Runs.....	48 (1985)
Most Times Hit-By-Pitch.....	112 (2002)
Fewest Times Hit-By-Pitch.....	19 (1985)
Most Walks.....	603 (1969)
Fewest Walks.....	383 (2018)
<b>Most Strikeouts.....</b>	<b>1163 (2021)</b>
Fewest Strikeouts.....	598 (1981)

## TOGETHER FOREVER

Omaha has been the Triple-A affiliate of the Kansas City Royals since 1969, the first year in the history of both franchises. Their ongoing relationship is the longest at the Triple-A level and the third-longest in all of Minor League Baseball. Only the Reading Fightin' Phils (Philadelphia Phillies) and Lakeland Flying Tigers (Detroit Tigers) have been affiliated with their parent clubs longer, both beginning their relationships in 1967.

# TEAM RECORDS (SEASON)

## TEAM PITCHING RECORDS (SEASON)

Highest ERA.....	5.39 (2019)
Lowest ERA.....	2.88 (1972)
Most Complete Games.....	67 (1969)
<b>Fewest Complete Games.....</b>	<b>0 (2021)</b>
Most Shutouts.....	19 (1972)
Fewest Shutouts.....	1 (1997, 2003)
Most Saves.....	48 (1990)
Fewest Saves.....	12 (1974)
Most Innings Pitched.....	1290.0 (1989)
<b>Fewest Innings Pitched.....</b>	<b>1128.1 (2021)</b>
Most Hits Allowed.....	1399 (1998)
Fewest Hits Allowed.....	1034 (1972)
Most Earned Runs Allowed.....	724 (1997)
Fewest Earned Runs Allowed.....	386 (1972)
Most Home Runs Allowed.....	216 (2019)
Fewest Home Runs Allowed.....	66 (1988)
Most Walks Allowed.....	598 (1997)
Fewest Walks Allowed.....	383 (1988)
<b>Most Strikeouts.....</b>	<b>1126 (2021)</b>
Fewest Strikeouts.....	536 (1979)
<b>Most Hit By Pitch.....</b>	<b>74 (2019, 2021)</b>
Fewest Hit By Pitch.....	15 (1981)
Most Intentional Walks.....	62 (1975)
Fewest Intentional Walks.....	8 (2004)
Most Wild Pitches.....	96 (2018)
Fewest Wild Pitches.....	20 (1977)
Most Balks.....	33 (1982, 1988)
<b>Fewest Balks.....</b>	<b>2 (1971, 1972, 2011, 2021)</b>

## TEAM FIELDING RECORDS (SEASON)

Highest Fielding Percentage.....	.983 (2018)
Lowest Fielding Percentage.....	.964 (1974)
Most Putouts.....	3871 (1989)
<b>Fewest Putouts.....</b>	<b>3386 (2021)</b>
Most Assists.....	1674 (1994)
<b>Fewest Assists.....</b>	<b>1156 (2021)</b>
Most Errors.....	185 (1970)
Fewest Errors.....	85 (2018)
Most Double Plays.....	173 (2008)
Fewest Double Plays.....	93 (1984)
Most Passed Balls.....	33 (1985)
Fewest Passed Balls.....	4 (1981, 2017)

## OMAHA SINGLE-SEASON HOME RUN LEADERS

RANK	YEAR	PLAYER	TOTAL	RANK	YEAR	PLAYER	TOTAL
1	1998	Chris Hatcher	%#46	12	1994	Glenn Davis	27
2	2005	Calvin Pickering	35	12	1994	Dwayne Hosey	27
2	1999	Kit Pellow	35	12	2004	Jed Hansen	27
4	2021	Ryan McBroom	^#32	12	2002	Kit Pellow	27
4	2007	Craig Brazell	#32	12	2014	Francisco Peña	27
6	2014	Carlos Peguero	30	18	1999	Mark Quinn	25
6	2005	Aaron Guiel	30	18	1996	Joe Nunnally	25
8	1993	Bob Hamelin	29	20	2018	Frank Schwindel	24
9	2014	Matt Fields	28	20	2017	Jorge Soler	24
9	1999	Steve Gibralter	28	20	2010	Kila Ka'aihue	24
9	1999	Joe Vitiello	28	20	2012	Wil Myers	24
12	1982	Bombo Rivera	27	20	1994	Russ McGinnis	24

\* Storm Chasers-era (2011-pres.) record    % Pacific Coast League record    # Led Minor League Baseball    ^ Led league

# INDIVIDUAL RECORDS

## INDIVIDUAL BATTING RECORDS (SEASON)

Highest Batting Average .....	.384 (José Martínez - 2015)
Most Games Played .....	149 (Dave Leeper - 1984)
Most At-Bats .....	599 (Manny Castillo - 1980)
Most Hits .....	182 (Manny Castillo - 1981)
Most Runs Scored .....	104 (Adrian Brown - 2005)
Most RBIs .....	106 (Chris Hatcher - 1998)
Most Doubles .....	38 (Frank Schwindel - 2018)
Most Triples .....	20 (Fred Rico - 1969)
Most Home Runs .....	46 (Chris Hatcher - 1998)
Most Total Bases .....	313 (Chris Hatcher - 1998)
Most Sacrifice Hits .....	19, 3x (Rudy Kindard - 1979, Shane Halter - 1995, David Lough - 2010)
Most Sacrifice Flies .....	11 (Tim Spehr - 1992)
Most Times Hit By Pitch .....	26 (Sal Fasano - 1999)
Most Walks .....	128 (Ken Phelps - 1980)
Most Strikeouts .....	156 (Matt Fields - 2014)
Most Stolen Bases .....	75 (Germán Barranca - 1979)
Most Times Caught Stealing .....	20 (Tom Goodwin - 1994)

## INDIVIDUAL PITCHING RECORDS (SEASON)

Most Wins .....	16, 2x (Mark Littell - 1973, Gary Lance - 1977)
Most Losses .....	15, 2x (Keith Creel - 1984, David Cone - 1985)
Lowest ERA .....	2.02 (Steve Farr - 1985)
Most Saves .....	33 (Mark Huismann 1985)
Most Games Pitched .....	61 (Allen McDill - 1998)
Most Games Started .....	30 (Steve Busby - 1972)
Most Innings Pitched .....	223.0 (Dennis Leonard - 1974)
Most Runs Allowed .....	116, 2x (Brian Harrison - 1998, Kris Wilson - 2004)
Most Home Runs Allowed .....	39 (Kris Wilson - 2004)
Most Walks Allowed .....	104 (Al Autry - 1973)
Most Strikeouts .....	221 (Steve Busby - 1972)
Most Complete Games .....	18 (Dennis Leonard - 1974)
Most Shutouts .....	7 (Monty Montgomery - 1972)

## INDIVIDUAL BATTING RECORDS (CAREER)

Games Played .....	724 (Jed Hansen - 1996-1999, 2001-2004)
At-Bats .....	2,498 (Jed Hansen - 1996-1999, 2001-2004)
Hits .....	674 (Irving Falú - 2004, 2009-2013, 2016)
Runs Scored .....	387 (Jed Hansen - 1996-1999, 2001-2004)
Doubles .....	127 (Jed Hansen - 1996-1999, 2001-2004)
Triples .....	37 (David Lough - 2010-2013)
Home Runs .....	106 (Kit Pellow - 1998-2002)
Runs Batted In .....	350 (Aaron Guiel - 2000-2006)
Stolen Bases .....	137 (Gary Thurman - 1986-1990)

## INDIVIDUAL PITCHING RECORDS (CAREER)

Games Pitched .....	314 (Jerry Cram - 1969-1972, 1976-1981)
Wins .....	61 (Jerry Cram - 1969-1972, 1976-1981)
Strikeouts .....	586 (Jerry Cram - 1969-1972, 1976-1981)
Saves .....	59 (Mark Huismann - 1983-1992)
Complete Games .....	27 (Bill Paschall - 1978-1981)
Shutouts .....	10 (Monty Montgomery - 1970-1973)



# YEARLY BRAWLING LEADERS

YEAR	PLAYER	GAMES	YEAR	PLAYER	AVG	YEAR	PLAYER	AB
1969	Richard Severson	134	1969	George Spriggs	.311	1969	George Spriggs	463
1970	George Spriggs	105	1970	George Spriggs	.301	1970	Charles Harrison	387
1971	John Ward	123	1971	John Mattias	.286	1971	John Mattias	403
1972	Jim Wohlford	132	1972	Jim Wohlford	.291	1972	Jim Wohlford	478
1973	Jose Arcia	119	1973	James Clark	.302	1973	Tom Poquette	478
1974	James Clark	126	1974	Gary Sanserino	.261	1974	Jim Poquette	447
1975	U L Washington	128	1975	John Wathan	.303	1975	U L Washington	514
1976	Steven Staggs	126	1976	Stephen Statchin	.297	1976	Stephen Staggs	492
1977	Rudy Kinard	130	1977	Clint Hurdle	.328	1977	U L Washington	574
1978	Dave Cripe	133	1978	David Cripe	.300	1978	Darrell Parker	496
1979	James Nettles	133	1979	Ken Phelps	.265	1979	Dave Cripe	479
1980	Manny Castillo	137	1980	Daniel Garcia	.320	1980	<b>Manny Castillo</b>	<b>599</b>
1981	Manny Castillo	136	1981	Manny Castillo	.335	1981	Manny Castillo	543
1982	Ron Johnson	137	1982	Ron Johnson	.336	1982	Ron Johnson	494
1983	Mark Ryal	132	1983	Steve Hammond	.318	1983	Kelly Heath	460
1984	<b>Dave Leeper</b>	<b>142</b>	1984	John Morris	.270	1984	Dave Leeper	534
1985	Mike Kingery	132	1985	Dave Leeper	.279	1985	Mike Kingery	444
1986	Bill Pecota	129	1986	Kevin Seitzer	.319	1986	Rondin Johnson	484
1987	Luis de los Santos	135	1987	Luis de los Santos	.293	1987	Luis de los Santos	518
1988	Luis de los Santos	136	1988	Luis de los Santos	.307	1988	Luis de los Santos	535
1989	Tom Dodd	130	1989	Luis de los Santos	.297	1989	Nick Capra	500
1990	Luis de los Santos	135	1990	Gary Thurman	.331	1990	Luis de los Santos	521
1991	Bobby Moore	120	1991	Dave Clark	.301	1991	Bobby Moore	494
1992	Jose Mota	131	1992	Adam Casillas	.307	1992	Jose Mota	469
1993	Bob Hamelin	137	1993	Karl "Tuffy" Rhodes	.318	1993	Bob Hamelin	479
1994	Michael Tucker	132	1994	Joe Vitello	.344	1994	Michael Tucker	485
1995	Shane Halter	124	1995	Jeff Grotewold	.294	1995	Shane Halter	392
1996	Derrick Burton	129	1996	Rondin Johnson	.302	1996	Derrick Burton	463
1997	Clyde Pough	124	1997	Larry Sutton	.300	1997	Clyde Pough	433
1998	Chris Hatcher	127	1998	Jeremy Giambi	.372	1998	Chris Hatcher	485
1999	Kit Pellow	131	1999	Mark Quinn	.360	1999	Kit Pellow	475
2000	Anthony Medrano	128	2000	Dee Brown	.269	2000	Anthony Medrano	485
2001	Kit Pellow	128	2001	Craig Wilson	.280	2001	Kit Pellow	484
2002	Ken Harvey	128	2002	Rontrez Johnson	.300	2002	Ken Harvey	288
2003	Jarrod Patterson	123	2003	Mike Kelly	.296	2003	Jarrod Patterson	478
2004	Jed Hansen	125	2004	Rick Short	.301	2004	Jed Hansen	463
2005	Adrian Brown	140	2005	Aaron Guilel	.276	2005	Adrian Brown	553
2006	Mike Avilés	129	2006	Chad Allen	.206	2006	Mike Avilés	469
2007	Mitch Maier	140	2007	Craig Brazier	.307	2007	Mitch Maier	544
2008	Chris Lubanski	116	2008	Ryan Shealy	.283	2008	Jason Smith	423
2009	Kila Ka'aihue	131	2009	Tug Hulet	.291	2009	J.R. House	505
2010	Scott Thorman	125	2010	Kila Ka'aihue	.291	2010	Irving Falú	503
2011	Clint Robinson	134	2011	Johnny Giavotella	.312	2011	James Clark	503
2012	Clint Robinson	131	2012	Irving Falú	.329	2012	David Lough	491
2013	Irving Falú	135	2013	Johnny Giavotella	.286	2013	Christian Colón	512
2014	<i>Paulo Orlando</i>	136	2014	Johnny Giavotella	.308	2014	Paulo Orlando	501
2015	Whit Merrifield	135	2015	<b>Jose Martínez</b>	<b>.384</b>	2015	<i>Whit Merrifield</i>	544
2016	Jorge Bonifacio	129	2016	Hunter Dozier	.294	2016	Jorge Bonifacio	495
2017	Dean Anna	114	2017	Frank Schwindel	.321	2017	Ryan O'Hearn	413
2018	Frank Schwindel	134	2018	Humberto Arteaga	.292	2018	Frank Schwindel	510
2019	Erick Mejia	134	2019	Erick Mejia	.271	2019	Erick Mejia	495
2021	Ryan McBroom	115	2021	Kyle Isbel	.269	2021	Ryan McBroom	433

YEAR	PLAYER	R	YEAR	PLAYER	H	YEAR	PLAYER	RBI
1969	George Spriggs	103	1969	George Spriggs	146	1969	Fred Rico	84
1970	George Spriggs	71	1970	George Spriggs	116	1970	Charles Harrison	50
1971	John Ward	71	1971	John Mattias	141	1971	John Ward	69
1972	Jim Wohlford	75	1972	Jim Wohlford	138	1972	Gary Sanserino	62
1973	George Brett/Tom Poquette	66	1973	Tom Poquette	128	1973	George Brett	64
1974	Gary Sanserino	53	1974	James Clark	122	1974	James Clark	65
1975	Mike Martz	67	1975	Jamie Quirk	122	1975	Gary Martz	73
1976	Stephen Staggs	92	1976	Stephen Staggs	139	1976	Frank Ortenzio	81
1977	Dave Cripe	86	1977	Clint Hurdle	145	1977	Joe Lahoud	69
1978	Dave Cripe	94	1978	Dave Cripe	142	1978	Randy Bass	76
1979	George Barranca	79	1979	James Nettles	129	1979	Jim Phelps	86
1980	Manny Castillo	86	1980	Manny Castillo	173	1980	Ken Phelps	72
1981	Manny Castillo	79	1981	<b>Manny Castillo</b>	<b>182</b>	1981	Manny Castillo	91
1982	Bombo Rivera	92	1982	Ron Johnson	166	1982	Bombo Rivera	91
1983	Kelly Heath	77	1983	Steve Hammond	127	1983	Kelly Heath	61
1984	John Morris	71	1984	Dave Leeper	137	1984	Dave Leeper	79
1985	Wallace Davis	58	1985	Mike Kingery	113	1985	Pat Putnam	67
1986	Kevin Seitzer	86	1986	Rondin Johnson	140	1986	Kevin Seitzer	74
1987	Gary Thurman	88	1987	Luis de los Santos	152	1987	Scotti Madison	83
1988	Gary Thurman	77	1988	Luis de los Santos	164	1988	Luis de los Santos	87
1989	Nick Capra	84	1989	Nick Capra	145	1989	Tom Dodd	63
1990	Harvey Pulliam	72	1990	Luis de los Santos	146	1990	Russ Morman	81
1991	Bobby Moore	65	1991	Bobby Moore	120	1991	Dave Clark	64
1992	Jeff Conine	69	1992	Sean Berry	126	1992	Sean Berry	77
1993	Karl "Tuffy" Rhodes	81	1993	Bob Hamelin/Terry Shumpert	124	1993	Bob Hamelin	87
1994	Dwayne Hoesy	95	1994	Dwayne Hoesy	103	1994	Glenn Davis	84
1995	Jeff Grotewold	70	1995	Jeff Grotewold	124	1995	Jeff Grotewold	60
1996	Jon Nunnally	76	1996	Darren Burton	125	1996	Jon Nunnally	77
1997	Clyde Pough	63	1997	Larry Sutton	114	1997	Larry Sutton	77
1998	Chris Hatcher	84	1998	Chris Hatcher	150	1998	<b>Chris Hatcher</b>	<b>106</b>
1999	Kit Pellow	89	1999	Mark Quinn	129	1999	Kit Pellow	75
2000	Dee Brown	76	2000	Dee Brown/Anthony Medrano	129	2000	Kit Pellow	75
2001	Kit Pellow	81	2001	Kit Pellow	141	2001	Kit Pellow	81
2002	Ken Harvey	75	2002	Ken Harvey	135	2002	Kit Pellow	76
2003	Mike Kelly	63	2003	Alexis Gómez/Jarrod Patterson	123	2003	Jarrod Patterson	91
2004	Jed Hansen	104	2004	Clint Robinson	126	2004	Clint Robinson	82
2005	<b>Adrian Brown</b>	<b>103</b>	2005	Adrian Brown	151	2005	Aaron Guilel	91
2006	Kerry Robinson	68	2006	Chad Allen	131	2006	Chad Allen	78
2007	Mike Avilés	78	2007	Mike Avilés	159	2007	Mike Avilés	77
2008	Mitch Maier	57	2008	Ryan Shealy	113	2008	Ryan Shealy	65
2009	Kila Ka'aihue	103	2009	J.R. House	117	2009	Cory Aldridge	71
2010	Scott Thorman	78	2010	Irving Falú	137	2010	Scott Thorman	85
2011	<i>David Lough</i>	87	2011	<i>Clint Robinson</i>	164	2011	<i>Clint Robinson</i>	100
2012	Derrick Robinson	73	2012	Clint Robinson	142	2012	Wil Myers	79
2013	Christian Colón	67	2013	Christian Colón	140	2013	Christian Colón	81
2014	Matt Fields	72	2014	Paulo Orlando	151	2014	Matt Fields	88
2015	Whit Merrifield	83	2015	Whit Merrifield	144	2015	Brett Elbert	81
2016	Jorge Bonifacio	82	2016	Jorge Bonifacio	137	2016	Jorge Bonifacio	86
2017	Dean Anna	53	2017	Frank Schwindel	126	2017	Frank Schwindel	72
2018	Frank Schwindel	65	2018	Frank Schwindel	146	2018	Frank Schwindel	93
2019	Erick Mejia	83	2019	Erick Mejia	134	2019	Erick Mejia	63
2021	Ryan McBroom	78	2021	Ryan McBroom	113	2021	Ryan McBroom	88

**BOLD** = franchise record (1969-pres.)  
*ITALICS* = Storm Chasers-era record (2011-pres.)

STORM CHASERS ORGANIZATION

2022 MAHIA STORM CHASERS

2021 SEASON IN REVIEW

LEAGUE INFORMATION

ROYALS ORGANIZATION

HISTORY & RECORDS

PLAYER & COACH DATABASE

GENERAL INFORMATION

# YEARLY BATTING LEADERS

YEAR	PLAYER	2B
1969	Luis Alcaraz	31
1970	George Spriggs	26
1971	Bill Sorrell	24
1972	Gary Sanserino	22
1973	Tom Poquette	22
1974	James Clark	23
1975	Ruppert Jones	25
1976	Frank Ortenzio	24
1977	Clint Hurdle	25
1978	Randy Bass	26
1979	James Nettles	31
1980	Tim Ireland	32
1981	Manny Castillo	31
1982	Ron Johnson/Mark Ryal	27
1983	Steve Hammond	37
1984	John Morris	24
1985	Wallace Davis	26
1986	Bill Pecota	26
1987	Scotti Madison	31
1988	Luis de los Santos	25
1989	Luis de los Santos	31
1990	Luis de los Santos	23
1991	Dave Clark	24
1992	Jeff Conine	24
1993	Karl "Tuffy Rhodes"	31
1994	Glenn Davis	30
1995	Keith Hughes	22
1996	Darren Burton	26
1997	Larry Sutton	27
1998	Chris Hatcher/Jeremy Giambi	21
1999	Joe Vitello	33
2000	Dee Brown	25
2001	Aaron Guiel/Craig Wilson	27
2002	Ken Harvey	30
2003	Jarrod Patterson	33
2004	Jed Hansen	19
2005	Aaron Guiel	32
2006	Allen Allen	32
2007	Craig Brazell	33
2008	Mitch Maier	24
2009	Tug Hulett/Kila Ka'aihue	27
2010	Scott Thorman	31
2011	David Robinson	35
2012	Clint Robinson	37
2013	Johnny Givatella	24
2014	Johnny Givatella	33
2015	Whit Merrifield	29
2016	Jeff Dozier	36
2017	Frank Schwindel	30
2018	<b>Frank Schwindel</b>	<b>38</b>
2019	Erick Mejia	22
2021	Bobby Witt Jr.	24

YEAR	PLAYER	3B
1969	Fred Rico	20
1970	George Spriggs	9
1971	John Mattias/Carl Taylor	6
1972	Jim Wohlford	10
1973	G. Brett/T. Poquette/J. Wohlford	4
1974	Gary Rahe	4
1975	U L Washington	8
1976	U L Washington	15
1977	U L Washington	10
1978	Jim Nettles	7
1979	German Barranca	7
1980	Manny Castillo	11
1981	Pat Sheridan	8
1982	Buddy Biancalana	9
1983	Dave Leeper	8
1984	Dave Leeper	11
1985	Wallace Davis	10
1986	Rondin Johnson	14
1987	Gary Thurman	9
1988	Mike Loggins	8
1989	Tom Dodd	7
1990	Russ Mormon	9
1991	Sean Berry/Nelson Liriano	5
1992	Jeff Conine/Kevin Koslowski	5
1993	Mike Kingery	5
1994	Dwayne Hosey	8
1995	Chris Symes	5
1996	Darren Burton	8
1997	Felix Martinez	4
1998	Jed Hansen	7
1999	Jed Hansen	5
2000	Dee Brown	6
2001	J. Berlinger/Guiel/A. Prieto/C. Wilson	14
2002	Donzell McDonald	15
2003	Alexis Gomez	8
2004	Alexis Gomez	8
2005	Adrian Brown	8
2006	C. Allen/A. Costa/M. Teahen	7
2007	Mike Aviles	6
2008	Chris Lubanski	8
2009	Irving Falu	6
2010	David Lough	12
2011	David Lough	11
2012	David Lough	11
2013	Irving Falu	6
2014	Paulo Orlando	9
2015	Whit Merrifield	29
2016	Jon Nunnally	18
2017	Adalberto Mondesi	8
2018	D. Dewees/J. Lopez/A. Mondesi	3
2019	Brett Phillips	13
2021	K. Isabel/E. Olivares/M. Melendez/N. Pratto	3

YEAR	PLAYER	HR
1969	Dave Nicholson/George Spriggs	15
1970	Charles Harrison	21
1971	John Ward	21
1972	Frank Ortenzio	11
1973	James Lyttle	11
1974	Jaime Quirk/Frank Ortenzio	10
1975	Gary Martz	19
1976	Frank Martz	22
1977	Joe Lahoud	19
1978	Randy Bass	22
1979	Ken Phelps	20
1980	Ken Phelps	23
1981	Darryl Motley	18
1982	Bombo Rivera	27
1983	Ron Johnson	10
1984	Dave Leeper	16
1985	Dave Leeper	10
1986	Kevin Seitzer	13
1987	Joe Citarl	22
1988	Jose Castro	10
1989	Tom Dodd	14
1990	Chito Martinez	21
1991	Dave Clark	13
1992	Sean Berry	21
1993	Bob Hamelin	29
1994	Glenn Davis/Dwayne Hosey	27
1995	Jeff Grotewold	25
1996	Jon Nunnally	25
1997	Clyde Pough	22
1998	<b>Chris Hatcher</b>	<b>46</b>
1999	Kit Pellow	35
2000	Dee Brown	23
2001	Kit Pellow	21
2002	Kit Pellow	27
2003	Jarrod Patterson	18
2004	Calvin Pickering	35
2005	Aaron Guiel	30
2006	Justin Huber	15
2007	Craig Brazell	32
2008	Ryan Shealy	22
2009	Cory Aldridge	22
2010	Kila Ka'aihue	24
2011	Clint Robinson	23
2012	Wil Myers	17
2013	Brett Hayes	17
2014	Carlos Peguero	30
2015	Brett Eibner	19
2016	Jorge Soler	24
2017	Jorge Soler	24
2018	Frank Schwindel	20
2019	Jorge Bonifacio	24
2021	Ryan McBroom	32

YEAR	PLAYER	BB
1969	Luis Alcaraz	83
1970	Charles Harrison	59
1971	John Ward	74
1972	Jim Wohlford	62
1973	James Clark	69
1974	Gary Rahe	53
1975	Stephen Staggs	81
1976	Stephen Staggs	89
1977	Clint Hurdle	96
1978	Randy Bass	100
1979	Ken Phelps	98
1980	<b>Ken Phelps</b>	<b>128</b>
1981	Bombo Rivera	77
1982	Bombo Rivera	57
1983	Kelly Heath	56
1984	John Morris	65
1985	Mike Kingery	61
1986	Kevin Seitzer	89
1987	Scotti Madison	60
1988	Dave Owen	59
1989	Nick Capra	70
1990	Bob Hamelin	62
1991	Sean Berry	48
1992	Tim Spehr	61
1993	Bob Hamelin	82
1994	Michael Tucker	69
1995	Jeff Grotewold	82
1996	Darren Burton	59
1997	Larry Sutton	61
1998	Jeremy Giambi	57
1999	Joe Vitello	66
2000	Emiliano Escandon	50
2001	Jon Nunnally	54
2002	Donzell McDonald	56
2003	Benny Abgayian	53
2004	Calvin Pickering	74
2005	Adrian Brown	74
2006	Justin Huber	40
2007	Billy Butler/Joey Gathright	43
2008	Ryan Shealy	52
2009	Kila Ka'aihue	102
2010	Kila Ka'aihue	102
2011	Clint Robinson	58
2012	Clint Robinson	79
2013	Anthony Seratelli	78
2014	Johnny Givatella	47
2015	Jose Merrifield	48
2016	Jorge Bonifacio	51
2017	Jorge Soler	50
2018	Ryan O'Hearn	45
2019	Brett Phillips	72
2021	Ryan McBroom	47

YEAR	PLAYER	SO
1969	David Nicholson	85
1970	George Spriggs	83
1971	John Ward	79
1972	José Martinez	98
1973	James Clark	75
1974	Frank Ortenzio	85
1975	U L Washington	145
1976	Gary Martz	106
1977	Gary Martz	118
1978	Luis Silverio	120
1979	Ken Phelps	118
1980	Ken Phelps	84
1981	Bombo Rivera	88
1982	Bombo Rivera	101
1983	Mike Brewer	77
1984	John Morris	96
1985	Wallace Davis	89
1986	Mike Brewer	86
1987	Gary Thurman	84
1988	Gary Thurman	80
1989	Tom Dodd	103
1990	Chito Martinez	129
1991	Sean Berry	70
1992	Tim Spehr	89
1993	Bob Hamelin	94
1994	Michael Tucker	91
1995	Shane Halter	97
1996	Roderick Myers	106
1997	Clyde Pough	113
1998	Jed Hansen/Chris Hatcher	125
1999	Kit Pellow	118
2000	Dee Brown	112
2001	Jon Nunnally	103
2002	Dee Brown	112
2003	Jarrod Patterson	92
2004	Adrian Brown	118
2005	Chad Santos	133
2006	Justin Huber	84
2007	Mitch Maier	89
2008	Chris Lubanski	130
2009	Mario Lissón	209
2010	Jai Miller	113
2011	Lorenzo Cain	102
2012	Wil Myers	98
2013	Max Ramirez	103
2014	<b>Max Ramirez</b>	<b>156</b>
2015	Orlando Calixte	86
2016	Jorge Bonifacio	80
2017	Ryan O'Hearn	119
2018	Jack López	106
2019	Jorge Bonifacio	121
2021	Ryan McBroom	109

YEAR	PLAYER	SB
1969	George Spriggs	46
1970	George Spriggs	46
1971	Carl Taylor	10
1972	Jim Wohlford	20
1973	Keith Marshall	9
1974	Keith Marshall	5
1975	U L Washington	22
1976	Stephen Staggs	27
1977	Willie Wilson	74
1978	Luis Silverio	38
1979	<b>German Barranca</b>	<b>75</b>
1980	German Barranca	28
1981	Onix Concepcion	32
1982	Bombo Rivera	33
1983	Mike Brewer	33
1984	John Morris	18
1985	Bill Pecota	21
1986	Dwight Taylor	67
1987	Gary Thurman	58
1988	Gary Thurman	35
1989	Nick Capra	31
1990	Gary Thurman	39
1991	Jacob Brumfield	36
1992	José Mota	21
1993	Terry Shumpert	36
1994	Tom Woodfin	50
1995	Dwayne Hooley	15
1996	Roderick Myers	37
1997	Felix Martinez	21
1998	Jeremy Carr	19
1999	J.P. Roseberry	16
2000	Dee Brown	20
2001	Jon Nunnally	11
2002	Rontrez Johnson	31
2003	Brent Abernathy	13
2004	Adrian Brown	28
2005	Adrian Brown	33
2006	Kerry Robinson	17
2007	Joey Gathright	25
2008	Mitch Maier	12
2009	Tommy Murphy	16
2010	Willie Wilson	16
2011	Jarrod Dyson	38
2012	David Lough	26
2013	Anthony Seratelli	34
2014	Paulo Orlando	34
2015	Whit Merrifield	24
2016	Whit Merrifield	20
2017	Billy Burns	24
2018	Terrance Gore	16
2019	Brett Phillips	22
2021	Kyle Isbel	22

BOLD = franchise record (1969-pres.)  
 ITALICS = Storm Chasers-era record (2011-pres.)

# YEARLY PITTSBURGH LEADERS

YEAR	PLAYER	GAMES
1969	Orilando Peña	34
1970	Steve Jones/Jim York	41
1971	Aurelio Monteaquedo	46
1972	Steve Busby/Ken Wright	30
1973	Barry Raziano	38
1974	James Foor	50
1975	Norman Angelini	54
1976	Paul Nelson	52
1977	Roger Nelson	58
1978	Jerry Cram	42
1979	Gary Christensen	51
1980	Jerry Cram	33
1981	Jeff Schattinger	59
1982	Bob Tufts	49
1983	Michael Parrott	44
1984	Tony Ferreira	40
1985	Mark Huisman	59
1986	David Cone	39
1987	Steve Shirley	44
1988	Bob Buchanan	47
1989	Ed Olwine	53
1990	Jay Baller	52
1991	Luis Encarnación	50
1992	Carlos Maldonado	47
1993	Enrique Burgos	48
1994	Enrique Burgos	57
1995	J.J. Munoz	57
1996	Jaime Bluma	52
1997	Rick Huisman	37
1998	<b>Allen McDill</b>	<b>61</b>
1999	Danny Rios	47
2000	Paul Spoljaric	43
2001	Scott Spoljaric/Murray	49
2002	Rick DeHart	49
2003	Jason Gillilan	35
2004	Ryan Bukvich	38
2005	Santiago Ramirez	50
2006	Louk	31
2007	Roberto Giron	39
2008	Brad Salmon	47
2009	Carlos Rosa	43
2010	Matt Herges	43
2011	Jesse Chavez	45
2012	<i>Brandon Sisk</i>	50
2013	Donnie Joseph/Michael Mariot	47
2014	Buddy Baumann	40
2015	Michael Mariot/Brian Broderick	42
2016	Mattin Culver	44
2017	Eric Stout	45
2018	Richard Lovelady	46
2019	Andrés Machado	44
2021	Grant Gavin	48

YEAR	PLAYER	WINS
1969	Don O'Riley/Paul Splittorf	12
1970	Monty Montgomery	9
1971	Aurelio Monteaquedo	12
1972	Steve Busby	12
1973	<b>Mark Littell</b>	<b>16</b>
1974	Dennis Leonard	12
1975	Mark Littell	13
1976	Jerry Cram	11
1977	<b>Gary Lance</b>	<b>16</b>
1978	Bill Paschall	14
1979	Chris Eaton	12
1980	Craig Chamberlain	11
1981	Atlee Hamaker/Mike Jones	11
1982	Bob Tufts	9
1983	Derek Botelho	9
1984	Keith Creel	9
1985	Tony Ferreira/Al Hargeshimer	11
1986	Al Hargeshimer	13
1987	Bill Swaggerty	10
1988	Steve Fireovid	11
1989	Steve Fireovid	13
1990	Pete Filson	12
1991	Bob Buchanan	11
1992	Dennis Moeller	8
1993	Keith Brown	10
1994	Dennis Rasmussen	10
1995	Jerry Kutler/Bob Milacki	8
1996	Glendon Rusch	11
1997	Brian Harrison	10
1998	Roland de la Maza/Brian Harrison	9
1999	Chris Eaton/Danny Rios	10
2000	Dan Murray	11
2001	Chris George	11
2002	Chris Fussell	12
2003	Wes Obermueller	10
2004	Kris Wilson	11
2005	Danny Tamayo/Dennis Tankersley	9
2006	Bobby Keppel	6
2007	Ben Hendrickson	11
2008	Brad Salmon	8
2009	Lenny DiNardo	10
2010	Gaby Hernandez/Luis Mendoza	10
2011	<i>Luis Mendoza</i>	12
2012	<i>Ryan Verdugo</i>	12
2013	Chris Dwyer/Brian Sanches	10
2014	Aaron Brooks	11
2015	John Lamb	9
2016	John Lannan	8
2017	Christian Binford/Luke Farrell/Onelki Garcia	7
2018	Jonathan Dzedzic/Trevor Oaks	8
2019	Foster Griffin/Jake Kalish	8
2021	Jackson Kowar	9

YEAR	PLAYER	INNINGS
1969	Paul Splittorf	174.0
1970	Jerry Cram	171.0
1971	Lance Clemons	134.0
30	Steve Busby	216.2
38	Mark Littell	179.1
50	<b>Dennis Leonard</b>	<b>222.2</b>
54	George Throop	186.0
52	Paul Nelson	174.0
58	Gary Lance	202.2
42	Bill Paschall	185.2
51	Craig Eaton	189.1
33	Craig Chamberlain	170.0
59	Atlee Hamaker	146.1
49	Bill Kelly	132.0
44	Charlie Leibrandt	185.1
40	Keith Creel	168.0
59	Tony Ferreira	173.2
39	Mike Griffin	183.0
44	Bill Swaggerty	163.2
47	Steve Fireovid	139.0
53	Stan Clarke	171.2
52	Jim LeMasters	154.0
50	Bob Buchanan	157.1
47	Josias Manzanillo	136.1
48	Keith Brown	148.2
57	Rod Nichols	142.0
57	Doug Linton	108.1
52	Glendon Rusch	196.2
37	Brian Harrison	178.1
1998	Brian Harrison	151.2
1999	Danny Barber	120.1
2000	Dan Murray	140.2
2001	Mike MacDougal	169.2
2002	Chris Fussell	164.2
2003	Ryan Baerlocher	120.0
2004	Kris Wilson	167.1
2005	Danny Tamayo	160.1
2006	Bobby Keppel	106.1
2007	Matt Wright	137.1
2008	Matt Wright	148.0
2009	Lenny DiNardo	151.2
2010	Gaby Hernandez	144.2
2011	Chris Suppon	169.2
2012	Ryan Verdugo	136.2
2013	Chris Dwyer	159.2
2014	Aaron Brooks	139.0
2015	Clayton Mortensen/Aaron Brooks	106.2
2016	Jonathan Dzedzic	140.0
2017	Christian Binford	155.2
2018	Jonathan Dzedzic	139.1
2019	Foster Griffin	130.2
2021	Jake Kalish	96.0

YEAR	PLAYER	LOSSES
1969	Paul Splittorf	10
1970	Monty Montgomery	12
1971	Lance Clemons/Jerry Cram	11
1972	Steve Busby	11
1973	Monty Montgomery	12
1974	Dennis Leonard	14
1975	Gary Lance	11
1976	Bob McClure	10
1977	Greg Shanahan	11
1978	George Throop	10
1979	Mark Daly	10
1980	Craig Chamberlain	10
1981	Dan Fischer/Bill Laskey	8
1982	William Kelly	12
1983	Derek Botelho	14
1984	Jonathan Dzedzic	15
1985	<b>David Cone</b>	<b>15</b>
1986	Mike Griffin/Les Strode	11
1987	Israel Sánchez/Bill Swaggerty	12
1988	Don Welchel	11
1989	Jose de Jesus	11
1990	Ray Chadwick	11
1991	Scott Centala/Dera Clark	9
1992	José Bautista/Josias Manzanillo	10
1993	Keith Brown/Dennis Rasmussen	8
1994	Rod Nichols	10
1995	Melvin Bunch/Doug Linton	7
1996	Melvin Bunch/Glendon Rusch	9
1997	Brian Harrison/Ken Ray	12
1998	Brian Harrison	10
1999	Keith Krivda	11
2000	Jaime Walker	10
2001	Mike MacDougal	8
2002	Brett Laxton	13
2003	Shawn Sedlacek	11
2004	Kris Wilson	13
2005	Ryan Jensen	11
2006	Kyle Middleton	8
2007	Billy Bucknew/Thad Markay	7
2008	Tyler Lumsden	13
2009	Carlos Rosa	10
2010	Luis Mendoza	9
2011	Mike Montgomery	11
2012	Nathan Adcock/Mike Montgomery	6
2013	<i>Justin Marks</i>	13
2014	John Lamb	12
2015	Clayton Mortensen	9
2016	Christian Binford	12
2017	Christian Binford	10
2018	Jonathan Dzedzic	9
2019	Zach Lovorn	11
2021	Marcelo Martinez	7

YEAR	PLAYER	ERA
1969	Al Fitzmorris	3.75
1970	Monty Montgomery	3.54
1971	NO QUALIFIERS	
1972	Mike Jackson	2.41
1973	Mark Littell	2.51
1974	Dennis Leonard	3.48
1975	George Throop	2.95
1976	Bob McClure	2.07
1977	Gary Shanahan	2.54
1978	Bill Paschall	3.64
1979	Craig Eaton	3.33
1980	Dan Fischer	3.51
1981	Mike Jones	2.95
1982	Dan Fischer	3.82
1983	Danny Jackson	3.97
1984	Michael Parrott	3.81
1985	<b>Steve Farr</b>	<b>2.02</b>
1986	Al Hargeshimer	3.29
1987	Tom Mullen	4.28
1988	Luis Aquino	2.85
1989	Bob Buchanan	3.35
1990	Jim LeMasters	3.16
1991	Bob Buchanan	3.26
1992	Dennis Moeller	2.46
1993	Rick Reed	3.09
1994	Dennis Rasmussen	3.24
1995	NO QUALIFIERS	
1996	Glendon Rusch	4.42
1997	Brian Harrison	5.05
1998	Brian Barber	3.75
1999	Glendon Rusch	4.42
2000	Jeff Austin	4.48
2001	Chris George	3.29
2002	Kiko Calero	3.44
2003	Ryan Baerlocher	4.65
2004	Les Walrond	3.06
2005	Dennis Tankersley	4.24
2006	NO QUALIFIERS	
2007	Matt Wright	4.06
2008	Brandon Duckworth	4.75
2009	Lenny DiNardo	3.32
2010	Anthony Lerew	2.55
2011	Luis Mendoza	2.48
2012	Jake Odorizzi	2.93
2013	Chris Dwyer	3.55
2014	Aaron Brooks	3.88
2015	Aaron Brooks	3.71
2016	Jonathan Dzedzic	4.05
2017	Eri Skoglund	4.11
2018	Trevor Oaks	3.23
2019	Foster Griffin	5.23
2021	NO QUALIFIERS	

YEAR	PLAYER	SAVES
1969	Dave Mershman	5
1970	Jim York	6
1971	Lloyd Gladden	5
1972	Kenneth Wright	7
1973	Barry Raziano	7
1974	James Foor	10
1975	Norm Angelini	20
1976	Roger Nelson	16
1977	Roger Nelson	16
1978	Jerry Cram	10
1979	Gary Christensen/Renie Martin	7
1980	Gary Christensen	10
1981	Jeff Schattinger	23
1982	Bob Tufts	12
1983	Mark Huisman	4
1984	Tony Ferreira/Art Martinez	8
1985	<b>Mark Huisman</b>	<b>33</b>
1986	David Cone	14
1987	John Davis	7
1988	Jeff Montgomery	13
1989	Rick Luicken	16
1990	Jay Baller	20
1991	Mark Huisman	15
1992	Carlos Maldonado	16
1993	Enrique Burgos	9
1994	Ryan Bukvich	19
1995	Jose de Jesus	10
1996	Jaime Bluma	25
1997	Scott Service	9
1998	Barv Evans	27
1999	Ken Ray	8
2000	Paul Spoljaric	7
2001	Dan Murray	8
2002	Cory Bailey	9
2003	Jason Gillilan	7
2004	Chris Eaton	7
2005	Santiago Ramirez	17
2006	Joe Nelson	7
2007	Ryan Braun	9
2008	Neal Musser	6
2009	Carlos Rosa	7
2010	Josh Rupa	10
2011	Jesse Chavez	16
2012	Brendon Sisk	8
2013	Michael Mariot	11
2014	Spencer Patton	14
2015	Scott Alexander	15
2016	Malcom Culver	9
2017	Malcom Culver	6
2018	Richard Lovelady	9
2019	Richard Lovelady	2
2021	Tyler Zuber	8

BOLD = franchise record (1969-pres.)  
 ITALICS = Storm Chasers-era record (2011-pres.)

STORM CHASERS ORGANIZATION  
 2022 OMAHA STORM CHASERS  
 2021 SEASON IN REVIEW  
 LEAGUE INFORMATION  
 ROYALS ORGANIZATION  
 HISTORY & RECORDS  
 PLAYER & COACH DATABASE  
 GENERAL INFORMATION

# YEARLY PITCHING LEADERS

YEAR	PLAYER	R	YEAR	PLAYER	BB	YEAR	PLAYER	SO
1969	Paul Splittorff	101	1969	Paul Splittorff	69	1969	Jerry Cram/Chris Zachary	110
1970	Paul Splittorff	87	1970	Jerry Cram	57	1970	Jerry Cram	115
1971	Lance Clemons	73	1971	Lance Clemons	70	1971	Lance Clemons	107
1972	Steve Busby	87	1972	Mike Jackson	70	1972	<b>Steve Busby</b>	221
1973	Al Autry	114	1973	<b>Al Autry</b>	104	1973	Al Autry	136
1974	Dennis Leonard	96	1974	Dennis Leonard	91	1974	Dennis Leonard	193
1975	Mark Littell	81	1975	Mark Littell	74	1975	Mark Littell	128
1976	Gary Lance	103	1976	Gary Lance	57	1976	Bo McCutere	91
1977	Gary Lance	103	1977	Gary Lance	79	1977	Gary Lance	113
1978	George Throop	97	1978	Mark Ballinger/George Throop	64	1978	Mark Ballinger	81
1979	Mark Daly	88	1979	Mark Daly	85	1979	Mark Ballinger	70
1980	Craig Chamberlain	105	1980	Craig Chamberlain	81	1980	Dan Fischer	92
1981	Dan Fischer	90	1981	Mike Jones	79	1981	Mike Jones	101
1982	Bill Kelly	79	1982	Frank Willis	81	1982	David Shuler	87
1983	Charlie Liebrandt	113	1983	Charlie Liebrandt	77	1983	Charlie Liebrandt	128
1984	Keith Creel	99	1984	Keith Creel	58	1984	Michael Parrott	103
1985	David Cone	90	1985	David Cone	93	1985	David Cone	115
1986	Mike Griffin	90	1986	Les Strode	88	1986	Mike Griffin	105
1987	Bill Swaggerty	95	1987	Bill Swaggerty	50	1987	Israel Sanchez	74
1988	Steve Fireovid	72	1988	Luis Aquino	50	1988	Luis Aquino	93
1989	Jose de Jesus	78	1989	Jose de Jesus	98	1989	Jose de Jesus	158
1990	Ray Chadwick	79	1990	Ray Chadwick	63	1990	Ray Chadwick	102
1991	Dera Clark	76	1991	Dera Clark	73	1991	Dera Clark	108
1992	Mark Huisman	80	1992	Josias Manzanillo	71	1992	Josias Manzanillo	115
1993	Steve Curry	86	1993	Steve Curry	56	1993	Keith Brown	98
1994	Rod Nichols	102	1994	Rod Nichols	52	1994	Rod Nichols	92
1995	Doug Linton	60	1995	Jose de Jesus	52	1995	Doug Linton	85
1996	Melvin Bunch	106	1996	Melvin Bunch	59	1996	Glendon Rusch	117
1997	Brian Harrison	114	1997	Ken Ray	63	1997	Ken Ray	96
1998	<b>Brian Harrison</b>	116	1998	Brian Barber	53	1998	Brian Barber	100
1999	Rick Krivda	94	1999	Scott Mullen	53	1999	Dan Reichert	123
2000	Dan Murray	99	2000	Brett Laxton	61	2000	Dan Murray	102
2001	Mike MacDougal	110	2001	Mike MacDougal	76	2001	Mike MacDougal	110
2002	Chris Fussell/Brett Laxton	97	2002	Chris Fussell	71	2002	Kiko Calero	109
2003	Shawn Sedlacek	75	2003	Jamey Wright	59	2003	Ryan Baerlocher	73
2004	Kris Wilson	116	2004	Les Walrond	51	2004	Les Walrond	107
2005	Danny Tamayo	99	2005	Dennis Tankersley	59	2005	Dennis Tankersley	104
2006	Bobby Keppel	73	2006	Denny Bautista	32	2006	Ryan Baerlocher	59
2007	Tyler Lumsden	89	2007	Tyler Lumsden	59	2007	Matt Wright	98
2008	Matt Wright	99	2008	Tyler Lumsden	62	2008	Brandon Duckworth	103
2009	Heath Phillips	91	2009	Heath Phillips	50	2009	Lenny DiNardo	127
2010	Gaby Hernandez	81	2010	Gaby Hernandez	56	2010	Gaby Hernandez	114
2011	Mike Montgomery	95	2011	Mike Montgomery	69	2011	Mike Montgomery	129
2012	Mike Montgomery	74	2012	Ryan Verdugo	67	2012	Ryan Verdugo	118
2013	Chris Dwyer	75	2013	<i>Chris Dwyer</i>	72	2013	Justin Marks	117
2014	John Lamb	78	2014	John Lamb	68	2014	John Lamb	131
2015	Clayton Mortensen	68	2015	Clayton Mortensen	59	2015	John Lamb	96
2016	John Lannan	91	2016	Jonathan Dzedzic	63	2016	Jonathan Dzedzic	107
2017	<i>Christian Binford</i>	96	2017	Josh Staumont	63	2017	Eric Skoglund	102
2018	Jonathan Dzedzic	68	2018	Josh Staumont	62	2018	Josh Staumont	103
2019	Arlando Hernandez	90	2019	Foster Griffin	54	2019	Foster Griffin	111
2021	Jake Kalish	75	2021	Grant Gavin/Jake Kalish/Jace Vines	35	2021	Jackson Kowar	115

BOLD = franchise record (1969-pres.)  
ITALICS = Storm Chasers-era record (2011-pres.)

## OMAHA FRANCHISE RETIRED NUMBERS

# 5

**GEORGE BRETT**  
Omaha Royals Infielder  
(1973-1974)

# 10

**DICK HAWSER**  
Kansas City Royals  
Manager (1981-1987)

# 20

**FRANK WHITE**  
Omaha Royals Infielder  
(1973)

# 23

**MIKE JIRSCHLE**  
Omaha Manager  
(1995-1997, 2003-2013)

# 27

**BRIAN POLDBERG**  
Omaha Manager  
(2014-2021)

# 42

**JACKIE ROBINSON**  
First Black player in  
MLB history

# LAST TIME IT HAPPENED...

## OMAHA TEAM GENERAL

Swept a Six-Game Series.....	8/24-8/29/21 at Iowa
Swept a Five-Game Series.....	8/28-9/1/14 vs. Colorado Springs
Swept a Four-Game Series.....	7/4-7/7/19 vs. Nashville
Swept a Three-Game Series.....	6/4-6/6/19 vs. Albuquerque
Swept a Doubleheader.....	5/27/19 vs. Oklahoma City

## OMAHA TEAM BATTING (SINGLE-GAME/INNING)

20+ Runs, Game.....	10/1/21 at Iowa (22 runs, 22-4 win)
15+ Runs, Game.....	10/1/21 at Iowa (22 runs, 22-4 win)
10+ Runs, Inning.....	4/8/19 at Memphis, 2nd inning (12 runs, 14-3 win)
8+ Runs, Inning.....	6/26/21 at Iowa, 5th inning (8 runs, 13-2 win)
30+ Hits, Game.....	8/12/12 at Tucson (33 hits, 20-3 win)
25+ Hits, Game.....	4/9/14 vs. Memphis (29 hits, 20-3 win)
20+ Hits, Game.....	6/10/21 at St. Paul (21 hits, 16-9 win)
10+ Hits, Inning.....	8/30/10 vs. Round Rock, 3rd inning (11 hits, 23-5 win)
8+ Hits, Inning.....	7/16/17 vs. Nashville, 8th inning (9 hits, 15-1 win)
10+ Extra-Base Hits, Game.....	10/1/21 at Iowa (10 XBH, 22-4 win)
5+ Extra-Base Hits, Inning.....	5/12/16 vs. Memphis, 3rd inning (5 XBH, 15-5 win)
5+ Consecutive Hits, Inning.....	6/4/21 vs. Iowa, 3rd inning (7 hits, 13-8 win)
7 Home Runs, Game.....	10/1/21 at Iowa (7 HR, 22-4 win)
6 Home Runs, Game.....	6/4/19 vs. Albuquerque (6 HR, 14-3 win)
5 Home Runs, Game.....	8/27/21 at Iowa (5 HR, 11-5 win)
4+ Home Runs, Inning.....	5/21/21 at Iowa, 9th inning (4 HR, 9-8 loss) Ryan McBroom (solo), Anderson Miller (2-run), Sebastian Rivero (solo), Gabriel Cancel (solo)
3+ Home Runs, Inning.....	7/4/21 at St. Paul, 6th inning (3 HR, 10-6 win) Rudy Martin (2-run), Kyle Isbel (3-run), Meibrys Viloria (solo)
4+ Consecutive Home Runs, Inning.....	5/7/93 vs. Oklahoma City, 8th inning (4 HR, 11-4 win) Karl Rhodes, Terry Shumpert, Russ McGinnis, Bob Hamelin
3+ Consecutive Home Runs, Inning.....	5/21/21 at Iowa, 9th inning (4 HR, 9-8 loss) Anderson Miller (2-run), Sebastian Rivero (solo), Gabriel Cancel (solo)
Back-to-Back Home Runs.....	9/24/21 vs. Indianapolis (2 HR, 9-8 loss) Bobby Witt Jr. (solo), Nick Pratto (solo)
Two Home Runs, Game, 2+ Batters.....	7/3/19 at Round Rock (2 batters, 9-8 [10] loss) Ryan O'Hearn, Bubba Starling
Two Grand Slams, Team, Game.....	9/19/21 vs. Iowa (2 grand slams, 14-3 win) Angelo Castellano (7th), MJ Melendez (8th)
Back-to-Back Home Runs, Three Consecutive Games.....	5/30-6/1/99 at Memphis
3+ Triples, Game.....	8/27/19 vs. Nashville (3 triples, 8-5 win)
9+ Doubles, Game.....	5/18/10 at Las Vegas (9 doubles, 17-5 win)
7 Doubles, Game.....	7/16/17 vs. Nashville (7 doubles, 15-1 win)
6 Doubles, Game.....	7/28/21 at Toledo (6 doubles, 14-12 win)
10+ Walks, Game.....	10/1/21 at Iowa (11 walks, 22-4 win)
7 Stolen Bases, Game.....	8/14/14 vs. Salt Lake (7 stolen bases, 11-8 loss)
6 Stolen Bases, Game.....	4/14/19 vs. New Orleans (6 stolen bases, 11-10 win)
5 Stolen Bases, Game.....	7/18/21 at Indianapolis (5 stolen bases, 12-5 loss)
5+ Hit-By-Pitch, Game.....	4/27/06 vs. Round Rock (5 HBP, 4-1 win)

## OMAHA TEAM FIELDING (SINGLE-GAME/INNING)

6 Errors, Game.....	5/10/12 at Sacramento (9-4 loss)
6 Double Plays, Game.....	8/25/08 vs. New Orleans (6 DP, 8-2 win)
Turned Triple Play.....	6/3/92 at Denver, 1st Inning (3-2 win) 5-4-3 (Fielders: Sean Berry to Stu Cole to Jeff Conine   Batter: Jim Tatum)

STORM CHASERS  
ORGANIZATION

2022 OMAHA  
STORM CHASERS

2021 SEASON  
IN REVIEW

LEAGUE  
INFORMATION

ROYALS  
ORGANIZATION

HISTORY & RECORDS

PLAYER & COACH  
DATABASE

GENERAL  
INFORMATION

# LAST TIME IT HAPPENED...

## OMAHA INDIVIDUAL BATTING

6 Hits, Game	7/27/05 at Portland (Matt Diaz, 16-8 win)
<b>5 Hits, Game</b>	<b>6/10/21 at St. Paul (Sebastian Rivero, 16-9 win)</b>
5 Doubles, Game	5/18/10 at Las Vegas (Jordan Parraz, 17-5 win)
<b>3 Doubles, Game</b>	<b>6/30/21 at St. Paul (Bubba Starling, 7-4 loss)</b>
2 Triples, Game	5/6/16 vs. Iowa (Angel Franco, 2 3B, 13-7 loss)
<b>3 Home Runs, Game</b>	<b>6/13/21 at St. Paul (Ryan McBroom, 15-4 win)</b>
<b>2 Home Runs, Game</b>	<b>10/1/21 at Iowa (Edward Olivares, 22-4 win)</b>
5 Runs Scored, Game	5/12/14 vs. New Orleans (Brett Eibner, 19-1 win)
<b>4 Runs Scored, Game</b>	<b>10/1/21 at Iowa (Lucius Fox and Edward Olivares, 22-4 win)</b>
11 Runs Batted In, Game	8/30/10 vs. Round Rock (Mike Mustakas, 11 RBIs, 23-5 win)
9 Runs Batted In, Game	4/9/14 vs. Memphis (Brett Eibner, 9 RBI, 20-3 win)
<b>4 Walks, Game</b>	<b>8/22/21 vs. Columbus (MJ Melendez, 14-4 win)</b>
5 Strikeouts, Game	4/10/16 vs. New Orleans (Cody Decker, 7-4 loss)
<b>4 Strikeouts, Game</b>	<b>9/24/21 vs. Indianapolis (Gabriel Cancel, 9-8 loss)</b>
4 Stolen Bases, Game	6/10/13 at Nashville (Jarrod Dyson, 10-7 win)
<b>3 Stolen Bases, Game</b>	<b>7/21/21 at Indianapolis (Lucius Fox, L 12-5)</b>
2 Hit-by-Pitch, Game	8/31/19 vs. Round Rock (Taylor Featherston, 2 HBP, 10-9 loss)
<b>2 Hits, Inning</b>	<b>6/26/21 at Iowa (Anderson Miller, 13-2 win)</b>
2 Double, Inning	7/19/16 vs. Las Vegas (Tony Cruz, 13-6 win)
2 Home Runs, Inning	5/12/16 vs. Memphis, 5th Inning (Brett Eibner, 15-5 win)
2 Runs Scored, Inning	<b>6/26/21 at Iowa (Anderson Miller, 13-2 win)</b>
Home Run in Six Straight Games	6/13-6/21/98, Steve Sisco
Home Run in Five Straight Games	8/3-8/8/09, Cory Aldridge
<b>Home Run in Four Straight Games</b>	<b>8/19-8/22/21, Nick Pratto</b>
<b>Home Run in Three Straight Games</b>	<b>9/9-9/11/21, Bobby Witt Jr.</b>
<b>Two Home Runs in Back-to-Back Games</b>	<b>6/9-6/10/21, Ryan O'Hearn</b>
<b>Leadoff Home Run</b>	<b>10/1/21 at Iowa (Lucius Fox, 22-4 win)</b>
Leadoff Home Run, Back-to-Back Games	5/21-5/22/01 at Salt Lake (Pat Watkins)
<b>Inside-The-Park Home Run</b>	<b>98/21 at St. Paul (Bobby Witt Jr., 17-3 loss)</b>
<b>Grand Slam</b>	<b>10/1/21 at Iowa (Dairon Blanco, 22-4 win)</b>
Pinch-Hit Home Run	5/22/19 vs. Iowa (Elier Hernandez, 5-3 loss)
Pinch-Hit Grand Slam	4/23/02 vs. Portland (Aaron Guiel, 6-3 win)
<b>Walk-Off Home Run</b>	<b>7/11/21 vs. Toledo (Cam Gallagher, 6-5 win)</b>
Walk-Off, Pinch-Hit Home Run	8/1/23/05 vs. New Orleans (Chad Santos, 8-7 win)
Walk-Off Grand Slam	6/11/17 vs. New Orleans (Jorge Soler, 15-11 [10] win)
Home Run from Both Sides of the Plate, Game	8/20/09 at Tacoma (Tim Raines, Jr., 13-7 win)
<b>Home Run in First Omaha At-Bat</b>	<b>8/18/21 vs. Columbus (Dairon Blanco, 7-5 [10] loss)</b>
Home Run, Consecutive Innings	6/11/17 vs. New Orleans (Jorge Soler, 15-11 [10] win)
Home Run, Three Consecutive At-Bats	5/12/16 vs. Memphis, 5th Inning (Brett Eibner, 15-5 win)
Hit for the Cycle	5/12/14 vs. New Orleans (Jimmy Paredes, 19-1 win)
Hit for the Cycle, Two Consecutive Games	4/24-4/25/95 vs. Nashville Dwayne Hosey (4/24/94), Joe Vitiello (4/25/94)
Steal of Home	8/30/19 vs. Round Rock (Erick Mejia, 4-0 win)
Pitcher with a Hit	7/25/17 at El Paso (Dean Anna, 14-6 loss)
Pitcher with Home Run	8/1/16 vs. Iowa (Dusty Coleman, 13-0 loss)

## FROM OMAHA TO THE HALL OF FAME

George Brett played 133 games for the Omaha Royals between the 1973 and 1974 seasons before enjoying a prolific Major League career that earned him induction into the Royals Hall of Fame and the National Baseball Hall of Fame. Though they did not play for the current Omaha franchise, there are two other National Baseball Hall of Famers who played in Omaha during their careers. Charles "Kid" Nichols played for the Omaha Omahogs in 1889 and Bob Gibson—who is immortalized with a statue outside Werner Park—played for the Omaha Cardinals from 1957-1959.

While Brett is the lone alum of the current franchise to be enshrined in Cooperstown, he is one of ten former Omaha stars to earn induction into the Royals Hall of Fame. The other nine Omaha alums inducted into the Royals Hall of Fame are: Kevin Appier ('89-'90, '98, '04), Steve Busby ('72, '78, '80), Mark Gubicza ('91), Dennis Leonard ('74-'75, '82), Jeff Montgomery ('88, '97, '99), Dan Quisenberry ('79), Paul Splittorff ('69-'71), Mike Sweeney ('96-'97, '02-'03, '06-'07), and Willie Wilson ('77).

# LAST TIME IT HAPPENED...

## OMAHA INDIVIDUAL PITCHING

No-Hitter (9 innings).....	6/20/88 vs. Columbus (Luis Aquino, 2-0 win)
No-Hitter (7 innings).....	7/13/90 at Iowa [G1] (Gene Walter, 3-0 win)
No-Hitter (Combined).....	4/17/97 vs. Oklahoma City (Jim Converse and Allen McDill, 2-0 win)
1-Hit Complete Game Shutout (9 innings).....	7/18/11 at Memphis (Luis Mendoza, 4-0 win)
1-Hit Complete Game Shutout (7 innings).....	N/A
2-Hit Complete Game Shutout (9 innings).....	9/14/14 vs. Reno (Aaron Brooks, 4-0 win)
2-Hit Complete Game Shutout (7 innings).....	6/13/09 at Iowa [G2] (Bruce Chen, 2-0 win)
3-Hit Complete Game Shutout (9 innings).....	6/19/09 at Albuquerque (Bruce Chen, 4-0 win)
Complete Game Shutout (9 innings).....	9/14/14 vs. Reno (Aaron Brooks, 4-0 win)
Complete Game Shutout (7 innings).....	7/2/18 vs. Nashville [G2] (Jake Kalish, 7-0 win)
Complete Game (9 innings).....	8/15/18 vs. Oklahoma City (Arnaldo Hernandez, 3-1 win)
Complete Game (7 innings).....	7/2/18 vs. Nashville [G2] (Jake Kalish, 7-0 win)
Back-to-Back Complete Games (9 innings).....	5/12/02 and 5/17/02 (Shawn Sedlacek)
Back-to-Back Complete Games (7 innings).....	6/13/09 [7] and 6/19/09 [9] (Bruce Chen)
Five Straight Complete Games.....	7/25/94-8/14/94 (Dennis Rasmussen)
<b>10+ Strikeouts, Game</b> .....	<b>7/2/21 at St. Paul (Jackson Kowar, 10 K, 4-2 loss)</b>
15+ Hits Allowed, Game.....	6/22/13 at Oklahoma City (Justin Marks, 15 H, 11-2 loss)
6+ Home Runs Allowed, Game.....	8/18/07 vs. Albuquerque (Matt Wright, 6 HR, 11-4 loss)
5+ Home Runs Allowed, Game.....	7/2/17 vs. Colorado Springs (Christian Binford, 5 HR, 11-10 loss)
Four Home Runs Allowed, Inning.....	5/18/01 at Iowa (Chris Fussell, 8-5 loss)
Four Consecutive Walks, Inning.....	5/25/17 at Nashville (Bobby Parnell, 8-4 win)
Three Consecutive Hit-by-Pitch.....	7/6/11 at New Orleans (Robinson Tejada, 5-4 win)
Win Seven Consecutive Starts.....	7/29-8/30/04 (Chris George)
Lose Eight Consecutive Starts.....	5/28-7/9/16 (Christian Binford)
Saves in Four Consecutive Games.....	6/27-6/30/98 (Bart Evans)
Two Saves, One Day.....	4/30/96 vs. Indianapolis (Jaime Bluma)
40.0+ Consecutive Innings, No Runs Allowed.....	5/29-6/21/72 (Mike Jackson, 42.0 IP)
40.0+ Consecutive Innings, No Earned Runs Allowed.....	4/6-8/10/07 (Neal Musser, 45.2 IP)
10.0+ Consecutive Innings, No Hits Allowed.....	6/10-6/30/02 (Ryan Bukvich, 10.2 IP)
20.0+ Consecutive Innings, No Walks Allowed.....	5/25-6/24/05 (Wes Wilkerson, 23.2 IP)
<b>Position Player Pitched</b> .....	<b>9/8/21 at St. Paul (Nate Esposito, 17-3 loss)</b>
Position Player Decision.....	7/20/17 vs. Colorado Springs (Brayan Peña, 8-4 [12] loss)

## ALL-TIME NO-HITTERS INVOLVING OMAHA

DATE	PLAYER	TEAM	OPPONENT	OMAHA RESULT
5/8/69	Scipio Spinks	Oklahoma City	Omaha	L, 2-1 (7 inn.)
<b>8/25/72</b>	<b>Thomas Murphy</b>	<b>Omaha</b>	<b>Indianapolis</b>	<b>W, 7-0</b>
5/24/74	Thomas Carroll	Indianapolis	Omaha	L, 2-0
5/25/76	John Montague	Oklahoma City	Omaha	L, 1-0 (7 inn.)
<b>6/2/76</b>	<b>David Hasbach</b>	<b>Omaha</b>	<b>Tulsa</b>	<b>W, 4-0 (7 inn.)</b>
9/1/77	R.C. Knapp, Fred Howard	Iowa	Omaha	L, 8-0
5/26/78	Silvio Martinez	Springfield	Omaha	L, 4-0
<b>4/27/81</b>	<b>Mike Jones</b>	<b>Omaha</b>	<b>Iowa</b>	<b>W, 2-0</b>
8/21/84	Reginald Patterson	Iowa	Omaha	L, 2-0
<b>6/20/88</b>	<b>Luis Aquino</b>	<b>Omaha</b>	<b>Columbus</b>	<b>W, 2-0</b>
<b>7/13/90</b>	<b>Gene Walter</b>	<b>Omaha</b>	<b>Iowa</b>	<b>W, 3-0 (7 inn.)</b>
<b>4/17/97</b>	<b>Jim Converse,</b> <b>Allen McDill</b>	<b>Omaha</b>	<b>Oklahoma City</b>	<b>W, 2-0</b>
5/6/01	Brian Powell	New Orleans	Omaha	L, 5-0
6/29/08	Dustin Nippert	Oklahoma	Omaha	L, 2-0 (7 inn.)
6/17/17	Chris Smith, Sean Doolittle, Tucker Healy, Simon Castro	Nashville	Omaha	L, 4-0

# LAST TIME IT HAPPENED...

## OPPONENT TEAM BATTING (SINGLE-GAME/INNING)

20+ Runs, Game.....	9/11/21 at St. Paul (21 runs, 21-4 loss)
15+ Runs, Game.....	9/26/21 vs. Indianapolis (17 runs, 17-12 loss)
20+ Hits, Game.....	8/2/19 at Reno (22 hits, 23-5 loss)
7+ Home Runs, Game.....	9/5/21 vs. Toledo (7 HR, 11-10 loss)
5+ Home Runs, Game.....	9/26/21 vs. Indianapolis (5 HR, 17-12 loss)
2 Home Runs, 2+ batters, Game.....	9/5/21 vs. Toledo (Riley Greene and Kody Clemens, 11-10 loss)
7+ Doubles, Game.....	6/22/13 at Oklahoma City (7 2B, 11-2 loss)
12+ Extra-Base Hits, Game.....	6/2/11 vs. New Orleans (12 XBH, 22-6 loss)
7+ Stolen Bases, Game.....	8/31/14 vs. Colorado Springs (7 SB, 13-8 loss)
6+ Stolen Bases, Game.....	8/5/14 vs. Iowa (6 SB, 6-0 loss)
10 Runs Scored, Inning.....	7/16/12 vs. Oklahoma City, 6th inning (16-6 loss)
9 Runs Scored, Inning.....	6/19/13 vs. Albuquerque, 3rd inning (11-3 [7] loss)
8 Runs Scored, Inning.....	8/20/21 vs. Columbus (12-3 loss)
Four Home Runs, Inning.....	5/18/01 at Iowa (8-5 loss)
Three Consecutive Home Runs.....	8/27/14 at Reno (5-2 loss)
Three Home Runs, Inning.....	9/26/21 vs. Indianapolis, 4th inning (17-12 loss)
Back-to-Back Home Runs.....	9/11/21 at St. Paul (Jimmy Kerrigan and Sherman Johnson, 21-4 loss)
5+ Consecutive Hits, Inning.....	9/11/21 at St. Paul, 2nd inning (5 H, 21-4 loss)

## OPPONENT TEAM FIELDING (SINGLE-GAME/INNING)

Triple Play.....	4/17/15 vs. New Orleans (5-3-4-6, 5-3 loss)
------------------	---

## OPPONENT INDIVIDUAL BATTING (SINGLE-GAME/INNING)

5 Hits, Game.....	6/29/21 at St. Paul (Jose Miranda, L, 15-4)
4 Doubles, Game.....	8/7/04 at Salt Lake (Adam Riggs, 22-10 loss)
2 Triples, Game.....	4/14/16 vs. Round Rock (Jared Hoyer, 8-7 loss)
3 Home Runs, Game.....	4/30/18 at Iowa (Mike Freeman, 10-3 loss)
2 Home Runs, Game.....	9/26/21 vs. Indianapolis (Christian Bethancourt, 17-12 loss)
5 Runs Scored, Game.....	9/11/21 at St. Paul (BJ Boyd, 21-4 loss)
8 RBIs, Game.....	7/21/19 vs. Memphis (Adolis Garcia, 13-2 loss)
7 RBIs, Game.....	7/5/02 at Salt Lake (Gary Johnson, 9-3 loss)
6 RBIs, Game.....	9/8/21 at St. Paul (David Bañuelos, 17-3 loss)
5 Walks, Game.....	6/6/93 at Oklahoma City (Steve Balboni, 9-3 loss)
4 Stolen Bases, Game.....	5/1/15 at Colorado Springs (Luis Sardinas, 16-4 loss)
2 Hits, Inning.....	8/20/21 vs. Columbus (Alex Call, 12-3 loss)
2 Home Runs, Inning.....	5/3/01 vs. Oklahoma, 1st inning (Michael Young, 8-1 loss)
Home Run in 3+ Straight Games.....	7/1-7/4/21, Drew Maggi (4)
Leadoff Home Run.....	9/27/21 vs. Indianapolis (Oniel Cruz, 17-12 loss)
Inside-The-Park Home Run.....	7/24/13 vs. Oklahoma City (Ruben Sosa, 11-4 loss)
Grand Slam.....	9/8/21 at St. Paul (JT Riddle, 17-3 loss)
Pinch-Hit Home Run.....	8/4/12 vs. Reno (Cole Gillespie, 4-2 loss)
Walk-Off Home Run.....	7/2/19 at Round Rock (Travis Jones, 7-6 [10] loss)
Home Run from Both Sides of the Plate, Game.....	5/1/08 vs. Sacramento (Landon Powell, 5-3 loss)
Home Run, Three Consecutive At-Bats.....	8/21/15 at Las Vegas (Travis Taijeron, 8-3 loss)
Hit for the Cycle.....	7/27/16 at Round Rock (Doug Bernier (6-5 win)
Pitcher with a Hit.....	5/9/21 vs. St. Paul (Andrew Albers, 6-1 win)

## OPPONENT INDIVIDUAL PITCHING (SINGLE-GAME/INNING)

No-Hitter (9 innings).....	5/6/01 at New Orleans (Brian Powell, 5-0 loss)
No-Hitter (7 innings).....	6/29/08 vs. Oklahoma [G1] (Dustin Nippert, 2-0 loss)
No-Hitter (Combined).....	6/7/17 vs. Nashville (Chris Smith, Sean Doolittle, Tucker Healy and Simon Castro, 4-0 loss)
1-Hit Complete Game Shutout (9 innings).....	8/19/02 at Nashville (Salomon Torres, 4-0 loss)
2-Hit Complete Game Shutout (9 innings).....	7/18/03 vs. Nashville (Brian Meadows, 2-0 loss)
3-Hit Complete Game Shutout (9 innings).....	7/28/11 vs. Albuquerque (Dava Eveland, 2-0 loss)
Complete Game Shutout (9 innings).....	7/15/18 vs. Memphis (Daniel Poncedeleon, 8-0 loss)
Complete Game Shutout (7 innings).....	8/29/18 vs. Colorado Springs (Bubba Derby, 7-0 [7] loss)
Complete Game (9 innings).....	7/15/18 vs. Memphis (Daniel Poncedeleon, 8-0 loss)
10+ Strikeouts, Game.....	8/3/21 at Columbus (Logan Allen, 10 K, 17-11 [11] win)
Two Saves, One Day.....	4/26/04 vs. Albuquerque (Toby Borland)



# POSTSEASON HISTORY

## ALL-TIME POSTSEASON RECORD

	RECORD	HOME	ROAD	NEUTRAL
Overall Postseason Record	55-53	26-24	29-26	2-1
Division/Conference Series	18-15	7-9	11-6	0-0
League Championship Series	30-32	15-16	15-16	0-0
Triple-A Championship Series	5-5	2-1	3-4	0-0
Triple-A National Championship Game	2-1	0-0	0-0	2-1
Streak	W3	W2	L1	W2
Last 10 Postseason Games	7-3	6-4	7-3	--
Record by Decade				
1960s	<i>No postseason play in 1969 season</i>			
1970s	13-14	6-6	7-8	0-0
1980s	8-16	4-8	4-8	0-0
1990s	10-12	4-6	6-6	0-0
2000s	--	--	--	--
2010s	24-11	10-6	12-4	2-1
2020s	--	--	--	--
Record by Game				
Game 1 of Series	16-10	7-2	7-7	2-1
Game 2 of Series	12-11	3-6	9-5	0-0
Game 3 of Series	10-13	3-7	7-6	0-0
Game 4 of Series	9-12	6-6	3-6	0-0
Game 5 of Series	8-4	5-3	3-1	0-0
Game 6 of Series	0-3	0-2	0-1	0-0
Extra-Inning Games	3-5	1-3	2-2	0-0
Elimination Games	11-12	6-8	3-3	2-1
Series/Title-Clinching Games	14-7	6-2	6-4	2-1

## ALL-TIME POSTSEASON RECORD VS. OPPONENTS

TEAM (LAST MEETING)	OVERALL RECORD	HOME	ROAD	NEUTRAL	SERIES RECORD
Albuquerque (2012)	3-2	1-1	2-1	--	1-0
Buffalo (1995)	1-3	1-1	0-2	--	1-3
Denver (1981)	8-14	4-6	4-8	--	1-3
Durham (2013)	1-0	--	--	1-0	--
Indianapolis (1989)	9-11	4-6	5-5	--	1-3
Memphis (2014)	3-1	1-1	2-0	--	1-0
Nashville (1990)	3-2	1-1	2-1	--	1-0
Oklahoma City (2013)	5-6	1-4	4-2	--	1-2
Pawtucket (2014)	1-0	--	--	1-0	--
Reno (2014)	4-5	2-3	2-2	--	1-1
Rochester (1990)	4-1	2-0	1-1	--	1-0
Round Rock (2011)	3-1	1-1	2-0	--	1-0
Sacramento (2011)	3-0	2-0	1-0	--	1-0
Salt Lake (2013)	3-1	2-0	1-1	--	1-0
Springfield (1981)	3-2	2-1	1-1	--	1-0
Syracuse (1970)	1-4	0-1	1-3	--	0-1

## WERNER PARK FIRSTS

GAME.....	April 16, 2011 vs. Nashville	TRIPLE.....	Johnny Giavotella (3rd inning vs. Manny Parra)
WIN.....	April 16, 2011 vs. Nashville (2-1)	HOME RUN.....	Taylor Green (7th inning vs. Vin Mazzaro - 4/17/11 [G2])
WALK-OFF WIN.....	May 24, 2011 vs. Tucson (6-5 [11])	GRAND SLAM.....	Lucas May (2nd inning vs. Tom Koehler - 5/31/11)
LOSS.....	April 17, 2011 vs. Nashville (G2, 5-3 [7])	WALK.....	Eric Hosmer (1st inning vs. Manny Parra)
PITCH.....	Danny Duffy to Eric Farris, Called Strike	STRIKEOUT.....	Eric Farris (1st inning vs. Danny Duffy)
BATTER.....	Eric Farris (vs. Danny Duffy)	STOLEN BASE....	Chris Nowak (2nd inning vs. D. Duffy/M. Piña)
HIT.....	David Lough (1st inning vs. Manny Parra)	WIN.....	Jesse Chavez
RUN.....	Eric Hosmer (3rd inning vs. Manny Parra)	LOSS.....	Manny Parra
RBI.....	Mike Moustakas (3rd inning vs. Manny Parra)	SAVE.....	Louis Coleman
SINGLE.....	David Lough (1st inning vs. Manny Parra)		
DOUBLE.....	David Lough (3rd inning vs. Manny Parra)		

STORM CHASERS ORGANIZATION

2022 OMAHA STORM CHASERS

2021 SEASON IN REVIEW

LEAGUE INFORMATION

ROYALS ORGANIZATION

HISTORY & RECORDS

PLAYER & COACH DATABASE

GENERAL INFORMATION

# POSTSEASON RESULTS

## 1970 AMERICAN ASSOCIATION CHAMPIONSHIP SERIES

### OMAHA ROYALS DEFEAT DENVER BEARS, 4-1

GAME #	DATE	HOME TEAM	FINAL SCORE
Game 1	Friday, September 4	Omaha	Omaha 6, Denver 4
Game 2	Saturday, September 5	Omaha	Omaha 8, Denver 4
Game 3	Sunday, September 6	Omaha	Omaha 5, Denver 4
Game 4	Tuesday, September 8	Denver	Denver 8, Omaha 3
Game 5	Wednesday, September 9	Denver	Omaha 10, Denver 1

## 1970 JUNIOR WORLD SERIES

### SYRACUSE CHIEFS DEFEAT OMAHA ROYALS, 4-1

GAME #	DATE	HOME TEAM	FINAL SCORE
Game 1	Tuesday, September 15	Syracuse	Syracuse 2, Omaha 0
Game 2	Wednesday, September 16	Syracuse	Syracuse 5, Omaha 1
Game 3	Thursday, September 17	Syracuse	Omaha 11, Syracuse 5
Game 4	Friday, September 18	Syracuse	Syracuse 6, Omaha 5
Game 5	Saturday, September 19	Omaha	Syracuse 5, Omaha 3 [11]

## 1976 AMERICAN ASSOCIATION CHAMPIONSHIP SERIES

### DENVER BEARS DEFEAT OMAHA ROYALS, 4-2

GAME #	DATE	HOME TEAM	FINAL SCORE
Game 1	Friday, September 3	Omaha	Denver 4, Omaha 0
Game 2	Saturday, September 4	Omaha	Denver 4, Omaha 0
Game 3	Sunday, September 5	Omaha	Omaha 9, Denver 8
Game 4	Monday, September 6	Denver	Omaha 11, Denver 9
Game 5	Tuesday, September 7	Denver	Denver 7, Omaha 4
Game 6	Thursday, September 9	Denver	Denver 6, Omaha 5

## 1977 AMERICAN ASSOCIATION CHAMPIONSHIP SERIES

### DENVER BEARS DEFEAT OMAHA ROYALS, 4-2

GAME #	DATE	HOME TEAM	FINAL SCORE
Game 1	Friday, September 2	Denver	Omaha 7, Denver 6
Game 2	Saturday, September 3	Denver	Omaha 10, Denver 4
Game 3	Sunday, September 4	Denver	Denver 6, Omaha 3
Game 4	Monday, September 5	Omaha	Denver 7, Omaha 2
Game 5	Tuesday, September 6	Omaha	Denver 10, Omaha 2
Game 6	Wednesday, September 7	Omaha	Denver 6, Omaha 4

## 1978 AMERICAN ASSOCIATION CHAMPIONSHIP SERIES

### OMAHA ROYALS DEFEAT INDIANAPOLIS INDIANS, 4-1

GAME #	DATE	HOME TEAM	FINAL SCORE
Game 1	Friday, September 1	Indianapolis	Omaha 3, Indianapolis 1
Game 2	Saturday, September 2	Indianapolis	Omaha 3, Indianapolis 2
Game 3	Sunday, September 3	Indianapolis	Indianapolis 3, Omaha 2
Game 4	Monday, September 4	Omaha	Omaha 5, Indianapolis 2
Game 5	Tuesday, September 5	Omaha	Omaha 4, Indianapolis 1

## 1981 AMERICAN ASSOCIATION DIVISION SERIES

### OMAHA ROYALS DEFEAT SPRINGFIELD REDBIRDS, 3-2

GAME #	DATE	HOME TEAM	FINAL SCORE
Game 1	Friday, August 28	Springfield	Omaha 7, Springfield 4
Game 2	Saturday, August 29	Springfield	Springfield 8, Omaha 5
Game 3	Sunday, August 30	Omaha	Springfield 5, Omaha 2
Game 4	Monday, August 31	Omaha	Omaha 5, Springfield 1
Game 5	Tuesday, September 1	Omaha	Omaha 9, Springfield 7

# POSTSEASON RESULTS

## 1981 AMERICAN ASSOCIATION CHAMPIONSHIP SERIES

### DENVER BEARS DEFEAT OMAHA ROYALS, 4-0

GAME #	DATE	HOME TEAM	FINAL SCORE
Game 1	Wednesday, September 2	Denver	Denver 4, Omaha 3
Game 2	Thursday, September 3	Denver	Denver 9, Omaha 4
Game 3	Friday, September 4	Denver	Denver 10, Omaha 3
Game 4	Saturday, September 5	Omaha	Denver 2, Omaha 1

## 1982 AMERICAN ASSOCIATION CHAMPIONSHIP SERIES

### INDIANAPOLIS INDIANS DEFEAT OMAHA ROYALS, 4-2

GAME #	DATE	HOME TEAM	FINAL SCORE
Game 1	Tuesday, August 31	Indianapolis	Indianapolis 6, Omaha 3
Game 2	Wednesday, September 1	Indianapolis	Omaha 1, Indianapolis 0
Game 3	Thursday, September 2	Indianapolis	Indianapolis 8, Omaha 0
Game 4	Friday, September 3	Omaha	Indianapolis 2, Omaha 1
Game 5	Saturday, September 4	Omaha	Omaha 6, Indianapolis 4
Game 6	Sunday, September 5	Omaha	Indianapolis 8, Omaha 2

## 1988 AMERICAN ASSOCIATION CHAMPIONSHIP SERIES

### INDIANAPOLIS INDIANS DEFEAT OMAHA ROYALS, 3-1

GAME #	DATE	HOME TEAM	FINAL SCORE
Game 1	Saturday, September 3	Omaha	Indianapolis 8, Omaha 7
Game 2	Sunday, September 4	Omaha	Indianapolis 7, Omaha 4
Game 3	Monday, September 5	Indianapolis	Omaha 9, Indianapolis 1
Game 4	Tuesday, September 6	Indianapolis	Indianapolis 11, Omaha 7

## 1989 AMERICAN ASSOCIATION CHAMPIONSHIP SERIES

### INDIANAPOLIS INDIANS DEFEAT OMAHA ROYALS, 3-2

GAME #	DATE	HOME TEAM	FINAL SCORE
Game 1	Saturday, September 2	Indianapolis	Indianapolis 5, Omaha 4 [14]
Game 2	Sunday, September 3	Indianapolis	Omaha 11, Indianapolis 2
Game 3	Monday, September 4	Omaha	Indianapolis 4, Omaha 0
Game 4	Tuesday, September 5	Omaha	Omaha 4, Indianapolis 1
Game 5	Wednesday, September 6	Omaha	Indianapolis 5, Omaha 3

## 1990 AMERICAN ASSOCIATION CHAMPIONSHIP SERIES

### OMAHA ROYALS DEFEAT NASHVILLE SOUNDS, 3-2

GAME #	DATE	HOME TEAM	FINAL SCORE
Game 1	Tuesday, September 4	Omaha	Omaha 1, Nashville 0
Game 2	Wednesday, September 5	Omaha	Nashville 5, Omaha 3
Game 3	Thursday, September 6	Nashville	Omaha 8, Nashville 7 [20]
Game 4	Friday, September 7	Nashville	Nashville 5, Omaha 4
Game 5	Saturday, September 8	Nashville	Omaha 8, Nashville 7

## 1990 TRIPLE-A CLASSIC

### OMAHA ROYALS DEFEAT ROCHESTER RED WINGS, 4-1

GAME #	DATE	HOME TEAM	FINAL SCORE
Game 1	Monday, September 10	Rochester	Rochester 4, Omaha 3
Game 2	Tuesday, September 11	Rochester	Omaha 7, Rochester 4
Game 3	Wednesday, September 12	Rochester	Omaha 5, Rochester 4 [12]
Game 4	Thursday, September 13	Omaha	Omaha 9, Rochester 7
Game 5	Friday, September 14	Omaha	Omaha 4, Rochester 3

# POSTSEASON RESULTS

## 1995 AMERICAN ASSOCIATION DIVISION SERIES

### BUFFALO BIONS DEFEAT OMAHA ROYALS, 3-1

GAME #	DATE	HOME TEAM	FINAL SCORE
Game 1	Wednesday, September 6	Omaha	Omaha 8, Buffalo 1
Game 2	Thursday, September 7	Omaha	Buffalo 10, Omaha 5
Game 3	Friday, September 8	Buffalo	Buffalo 2, Omaha 1 [11]
Game 4	Saturday, September 9	Buffalo	Buffalo 4, Omaha 1

## 1996 AMERICAN ASSOCIATION DIVISION SERIES

### OKLAHOMA CITY 89ERS DEFEAT OMAHA ROYALS, 3-1

GAME #	DATE	HOME TEAM	FINAL SCORE
Game 1	Wednesday, September 4	Oklahoma City	Omaha 11, Oklahoma City 5
Game 2	Thursday, September 5	Oklahoma City	Oklahoma City 3, Omaha 2
Game 3	Friday, September 6	Omaha	Oklahoma City 4, Omaha 0
Game 4	Sunday, September 8	Omaha	Oklahoma City 7, Omaha 5 [10]

## 1999 PACIFIC COAST LEAGUE AMERICAN CONF. CHAMPIONSHIP SERIES

### OKLAHOMA REDHAWKS DEFEAT OMAHA GOLDEN SPIKES, 3-1

GAME #	DATE	HOME TEAM	FINAL SCORE
Game 1	Wednesday, September 8	Oklahoma	Oklahoma 9, Omaha 2
Game 2	Thursday, September 9	Oklahoma	Omaha 14, Oklahoma 1
Game 3	Friday, September 10	Omaha	Oklahoma 4, Omaha 3
Game 4	Saturday, September 11	Omaha	Oklahoma 6, Omaha 5

## 2011 PACIFIC COAST LEAGUE AMERICAN CONF. CHAMPIONSHIP SERIES

### OMAHA STORM CHASERS DEFEAT ROUND ROCK EXPRESS, 3-1

GAME #	DATE	HOME TEAM	FINAL SCORE
Game 1	Wednesday, September 7	Round Rock	Omaha 4, Round Rock 0
Game 2	Thursday, September 8	Round Rock	Omaha 7, Round Rock 2
Game 3	Friday, September 9	Omaha	Round Rock 9, Omaha 8 [11]
Game 4	Saturday, September 10	Omaha	Omaha 4, Round Rock 2 [10]

## 2011 PACIFIC COAST LEAGUE CHAMPIONSHIP SERIES

### OMAHA STORM CHASERS DEFEAT SACRAMENTO RIVER CATS, 3-0

GAME #	DATE	HOME TEAM	FINAL SCORE
Game 1	Tuesday, September 13	Omaha	Omaha 3, Sacramento 2
Game 2	Wednesday, September 14	Omaha	Omaha 15, Sacramento 4
Game 3	Friday, September 16	Sacramento	Omaha 11, Sacramento 6

## 2011 TRIPLE-A NATIONAL CHAMPIONSHIP GAME (vs. I.L. CHAMP)

### COLUMBUS CLIPPERS DEFEAT OMAHA STORM CHASERS

GAME #	DATE	SITE	FINAL SCORE
Game 1	Tuesday, September 20	Albuquerque	Columbus 8, Omaha 3

## 2012 PACIFIC COAST LEAGUE AMERICAN CONF. CHAMPIONSHIP SERIES

### OMAHA STORM CHASERS DEFEAT ALBUQUERQUE ISOTOPES, 3-2

GAME #	DATE	HOME TEAM	FINAL SCORE
Game 1	Wednesday, September 5	Omaha	Omaha 8, Albuquerque 4
Game 2	Thursday, September 6	Omaha	Albuquerque 5, Omaha 3
Game 3	Friday, September 7	Albuquerque	Omaha 7, Albuquerque 4
Game 4	Saturday, September 8	Albuquerque	Albuquerque 12, Omaha 10
Game 5	Sunday, September 9	Albuquerque	Omaha 16, Albuquerque 7

# POSTSEASON RESULTS

## 2012 PACIFIC COAST LEAGUE CHAMPIONSHIP SERIES

### RENO ACES DEFEAT OMAHA STORM CHASERS, 3-1

GAME #	DATE	HOME TEAM	FINAL SCORE
Game 1	Tuesday, September 11	Reno	Reno 13, Omaha 1
Game 2	Wednesday, September 12	Reno	Omaha 9, Reno 6
Game 3	Friday, September 14	Omaha	Reno 3, Omaha 0
Game 4	Saturday, September 15	Omaha	Reno 8, Omaha 2

## 2013 PACIFIC COAST LEAGUE AMERICAN CONF. CHAMPIONSHIP SERIES

### OMAHA STORM CHASERS DEFEAT OKLAHOMA CITY REDHAWKS, 3-0

GAME #	DATE	HOME TEAM	FINAL SCORE
Game 1	Wednesday, September 4	Oklahoma City	Omaha 3, Oklahoma City 1
Game 2	Thursday, September 5	Oklahoma City	Omaha 7, Oklahoma City 4
Game 3	Friday, September 6	Omaha	Omaha 7, Oklahoma City 6

## 2013 PACIFIC COAST LEAGUE CHAMPIONSHIP SERIES

### OMAHA STORM CHASERS DEFEAT SALT LAKE BEES, 3-1

GAME #	DATE	HOME TEAM	FINAL SCORE
Game 1	Tuesday, September 10	Omaha	Omaha 3, Salt Lake 2
Game 2	Wednesday, September 11	Omaha	Omaha 2, Salt Lake 1
Game 3	Friday, September 13	Salt Lake	Salt Lake 9, Omaha 0
Game 4	Saturday, September 14	Salt Lake	Omaha 10, Salt Lake 5

## 2013 TRIPLE-A NATIONAL CHAMPIONSHIP GAME (vs. I.L. CHAMP)

### OMAHA STORM CHASERS DEFEAT DURHAM BULLS

GAME #	DATE	SITE	FINAL SCORE
Game 1	Tuesday, September 17	Lehigh Valley	Omaha 2, Durham 1

## 2014 PACIFIC COAST LEAGUE AMERICAN CONF. CHAMPIONSHIP SERIES

### OMAHA STORM CHASERS DEFEAT MEMPHIS REDBIRDS, 3-1

GAME #	DATE	HOME TEAM	FINAL SCORE
Game 1	Wednesday, September 3	Omaha	Omaha 7, Memphis 0
Game 2	Thursday, September 4	Omaha	Memphis 4, Omaha 3
Game 3	Friday, September 5	Memphis	Omaha 2, Memphis 0
Game 4	Saturday, September 6	Memphis	Omaha 6, Memphis 2

## 2014 PACIFIC COAST LEAGUE CHAMPIONSHIP SERIES

### OMAHA STORM CHASERS DEFEAT RENO ACES, 3-2

GAME #	DATE	HOME TEAM	FINAL SCORE
Game 1	Tuesday, September 9	Reno	Omaha 6, Reno 2
Game 2	Wednesday, September 10	Reno	Reno 4, Omaha 2
Game 3	Friday, September 12	Omaha	Reno 2, Omaha 1
Game 4	Saturday, September 13	Omaha	Omaha 11, Reno 0
Game 5	Sunday, September 14	Omaha	Omaha 4, Reno 0

## 2014 TRIPLE-A NATIONAL CHAMPIONSHIP GAME (vs. I.L. CHAMP)

### OMAHA STORM CHASERS DEFEAT PAWTUCKET RED SOX

GAME #	DATE	SITE	FINAL SCORE
Game 1	Tuesday, September 16	Charlotte	Omaha 4, Pawtucket 2

# ALL-STAR HONORS

## MIDSEASON ALL-STARS

YEAR	PLAYER	POSITION
1988	Nick Capra	OF
	Luis de los Santos	1B
1989	Ed Hearn	C
	Rick Luecken	P
	Sal Rende	Coach
1990	Pete Filson	P
	Chito Martinez	OF
	Mel Stottlemire, Jr.	P
1991	Tim Spehr	C
	Sal Rende	Manager
1992	Jeff Conine	1B
	Dennis Moeller	P
1993	Keith Brown	P
	Rick Reed	P
	Karl Rhodes	OF
	Terry Shumpert	2B
1994	Dwayne Hosey	OF
	Rico Rossy	SS
1995	Bob Milacki	P
1996	Jaime Bluma	P
	Jose Rosdado	P
	Chris Stynes	OF
1997	Yamil Benitez	OF
	Mike Jirschele	Coach
	Mark Farnsworth	Trainer
1998	Brian Barber	P
	Jeremy Giambi	OF
1999	Kit Pellow	3B
2000	Anthony Medrano	OF
	Kevin McNabb	Broadcaster
2001	Chris George	P
	Kit Pellow	1B
2002	Angel Berroa	SS
	Aaron Guiel	OF
2003	Mike Kelly	OF
	Wes Obermueller	P
2004	Calvin Pickering	DH
	Jamey Wright	P
2005	Adrian Brown	OF
2006	Chad Allen	DH
	Andres Blanco	2B/SS
	Paul Phillips	C
	Mike Jirschele	Manager
2007	Craig Brazell	DH
2008	Jason Smith	INF
2009	Lenny DiNardo	P
	Dusty Hughes	P
2010	Alex Gordon	OF
	Kila Ka'aihue	1B
2011	Johnny Giavotella	2B
	Luis Mendoza	P
	Clint Robinson	DH
2012	Ryan Verdugo	P
	Tommy Hotovy	P
	Clint Robinson	1B
2013	Wil Myers	OF
	Louis Coleman	P
	Chris Dwyer	P
2014	Paulo Orlando	OF
	Spencer Patton	P
	Francisco Pena	C
2015	John Lamb	P
	Louis Coleman	P
	Cheslor Cuthbert	3B
2016	Brooks Pounders	P
	Andrew Edwards	P
2017	Adalberto Mondesi	SS
2018	Trevor Oaks	P
	Frank Schwindel	DH
2019	Bubba Starling	OF

## POSTSEASON ALL-STARS

YEAR	PLAYER	POSITION
1969	Luis Alcaraz	2B
	George Spriggs	OF
	Chris Zachary	P
1970	George Spriggs	OF
1971	Buck Martinez	C
1972	Mike Jackson	P
	Jim Wohlford	2B
1973	George Brett	3B
	Mark Littell	P
1974	Jim Foor	P
	Dennis Leonard	P
1975	Norm Angelini	RP
1976	Jerry Cram	P
	Roger Nelson	P
	Steve Patchin	C
	Steve Staggs	2B
1977	Dave Cripe	3B
	Clint Hurdle	OF
	Craig Perkins	C
	Willie Wilson	OF
1980	Ken Phelps	1B
1981	Manny Castillo	3B
	Mike Jones	P
	Jeff Schattinger	P
1982	Bombo Rivera	OF
	Bob Tufts	P
1984	Russ Stephans	C
1985	Tony Ferreira	C
	Mark Huismann	P
1986	Al Hargeschmeier	P
	Kevin Seitzer	OF
1988	Luis de los Santos	1B
1989	Luis de los Santos	1B
1990	Paul Zuvella	SS
1991	Bob Buchana	P
	Tim Spehr	C
1992	Jeff Conine	1B
	Dennis Moeller	P
1993	Bob Hamelin	1B
	Karl Rhodes	OF
1994	Dwayne Hosey	OF
	Dennis Rasmussen	P
	Joe Vitiello	1B
1995	Jeff Grotewold	1B
1996	Jaime Bluma	RP
1998	Bart Evans	RP
	Jeremy Giambi	OF
	Chris Hatcher	DH
1999	Sal Fasano	C
	Kit Pellow	3B
	Mark Quinn	OF
2004	Calvin Pickering	DH
2005	Aaron Guiel	OF
2009	Lenny DiNardo	P
2011	Johnny Giavotella	2B
	Luis Mendoza	P
	Clint Robinson	DH
2012	Ryan Verdugo	LHP
	Wil Myers	OF
2014	Francisco Pena	C
2019	Foster Griffin	P
2021	Jackson Kowar	P
	Ryan McBroom	DH

# AWARDS AND RECOGNITIONS

## PLAYER AND FRONT OFFICE HONORS

YEAR	PLAYER / PERSON	AWARD
1969	Luis Alcaraz	Minor League Gold Glove Award, 2B
	Jack McKeon	A.A. Manager of the Year
	Bob Quinn	A.A. General Manager of the Year
1970	Jack McKeon	A.A. Manager of the Year
	George Spriggs	A.A. Most Valuable Player
1972	Jim Wohlford	A.A. Rookie of the Year
1973	Mark Littell	A.A. Pitcher of the Year
1975	Norm Angelini	A.A. Reliever of the Year
1977	Clint Hurdle	A.A. Rookie of the Year
1978	Rudy Kinard	Minor League Gold Glove Award, SS
1981	Manny Castillo	A.A. Most Valuable Player
	Joe Sparks	A.A. Manager of the Year
	Bill Gorman	A.A. Executive of the Year
1985	Cindy Kiger	A.A. Woman of the Year
	Mark Huismann	A.A. Pitcher of the Year
1988	Luis de los Santos	A.A. Most Valuable Player
	Tom Gordon	Minor League Player of the Year (Baseball America)
1990	Gus Cherry	A.A. Executive of the Year
	Sal Rende	A.A. Manager of the Year
		MiLB Manager of the Year (The Sporting News)
1992		Co-Sportsman of the Year (Omaha Sportscasters Assn.)
1994	Jesse Cuevas	A.A. Groundskeeper of the Year
	Dwayne Hosey	A.A. Most Valuable Player
1995	Joe Vitiello	A.A. Rookie of the Year
	Bill Gorman	A.A. Executive of the Year
1998	Chris Hatcher	PCL Most Valuable Player
		Co-Sportsman of the Year (Omaha Sportscasters Assn.)
1999	Mark Quinn	PCL Rookie of the Year
2007	Craig Brazell	Joe Baumann Home Run Award
2010	Mike Moustakas	Joe Baumann Home Run Award
2011	Luis Mendoza	PCL Pitcher of the Year
		PCL Playoff Most Valuable Player
2012	Martie Cordaro	PCL Executive of the Year
	Martie Cordaro, Alan Stein	National Executives of the Year (Ballpark Digest)
	Mike Jirschele	MiLB Mike Coolbaugh Award
	Wil Myers	Minor League Player of the Year (Baseball America)
2013		Topps PCL Player of the Year
	Derrick Robinson	Triple-A All-Star Game Top Star, PCL
	Martie Cordaro	Minor League <i>Rawlings</i> Gold Glove Award, OF
2014	Chris Dwyer	Minor League Executive of the Year (Baseball America)
	Aaron Brooks	Triple-A National Championship MVP
2017	Laurie Schlender	PCL Playoffs Most Valuable Player
	Jackson Kowar	MiLB <i>Rawlings</i> Woman Executive of the Year
2021		Triple-A East Pitcher of the Year
		Paul Splittorff Pitcher of the Year (KC)
2022	MJ Melendez	Joe Baumann Home Run Award
		Top Offensive Player (Minor League Baseball)
	Nick Pratto	Minor League <i>Rawlings</i> Gold Glove Award, 1B
	Bobby Witt Jr.	Minor League Player of the Year (Baseball America)
2022		Minor League Player of the Year (USA TODAY)
		Triple-A East Prospect of the Year
	Bobby Witt Jr.	George Brett Hitter of the Year (KC)
		MLB Pipeline No. 1 Overall Prospect

STORM CHASERS ORGANIZATION

2022 OMAHA STORM CHASERS

2021 SEASON IN REVIEW

LEAGUE INFORMATION

ROYALS ORGANIZATION

HISTORY & RECORDS

PLAYER & COACH DATABASE

GENERAL INFORMATION

# STORM CHASERS LOGOS

## OFFICIAL PRIMARY LOGO



## OFFICIAL HOME JERSEY LETTERING



## CAP AND ALTERNATE LOGOS



## BALLPARK LOGO



## SEASON / ANNIVERSARY LOGOS



## CHAMPIONSHIP LOGOS



## ALL-STAR GAME LOGOS



## HISTORIC OMAHA FRANCHISE LOGOS



## SPECIALTY LOGOS



HISTORY & RECORDS





# PLAYER & COACH DATABASE

---

2 0 2 2   M E D I A   G U I D E

## All-Time Roster (1969-2021)

Includes all 1,304 players (alphabetical order) who appeared in an official American Association, Pacific Coast League, or Triple-A East game for Omaha. The 978 players marked with an asterisk have appeared in an MLB game. The 309 players in **BOLD** made their Omaha debut prior to their MLB debut.

### A

*Abbott, Paul.....	1994
*Abernathy, Brent.....	2003
*Abner, Shawn.....	1993
*Abreu, Tony.....	2012
Acker, Larry.....	1988
<b>*Adam, Jason.....</b>	<b>2014, 2018</b>
*Adams, Lane.....	2015
*Adams, Chance.....	2021
*Adcock, Nathan.....	2012-2013
*Affeldt, Jeremy.....	2004-2005
*Agbayani, Benny.....	2003
Ahern, Brian.....	1992-1993
*Albuquerque, Al.....	2017
*Alcaraz, Luis.....	1969-1970
Aldridge, Cory.....	2005, 2009
<b>*Alexander, Scott.....</b>	<b>2014-2017</b>
*Allen, Chad.....	2006
<b>*Almonte, Miguel.....</b>	<b>2015-2017</b>
Alou, Felipe Jr.....	2001
Alvarez, Mike (Evelio).....	1983-1984
*Ambres, Chip.....	2006
*Anderson, Brian J.....	2005
*Anderson, Brian N.....	2010
*Anderson, Rick.....	1987-1988
*Anderson, Scott.....	1995
<b>*Andrade, Steve.....</b>	<b>2006</b>
<b>*Angelini, Norm.....</b>	<b>1972-1973, 1975</b>
Anglero, Jose.....	1987
*Ankiel, Rick.....	2010
*Anna, Dean.....	2017
<b>*Appier, Kevin.....</b>	<b>2010</b>
*Aquino, Luis.....	1987-1988, 1992
*Arcia, José.....	1973-1974
*Ardoin, Danny.....	2002
*Árias, Joaquín.....	2011
*Armstrong, Mike.....	1982
<b>*Arteaga, Humberto.....</b>	<b>2018-2019</b>
Ashmore, Mitch.....	1982
Assaf, Ed.....	1972
Atencio, Greg.....	2007-2009
*Augustine, Dave.....	1980
<b>*Austin, Jeff.....</b>	<b>2000-2002</b>
<b>*Autry, Al.....</b>	<b>1973-1975</b>
<b>*Avilés, Mike.....</b>	<b>2006-2008, 2010-2011</b>

### B

Badcock, Tom.....	1977
Baerlocher, Ryan.....	2002-2003, 2005-2006
Baez, Manauris.....	2010
*Bailey, Cory.....	2001-2002
Baird, Hal.....	1973-1976
Baker, Kenny.....	1985
Baker, Jason.....	1985
Balduf, Todd.....	2008
*Baldwin, James.....	2003
*Bale, John.....	2007-2008
*Baller, Jay.....	1990
*Ballinger, Mark.....	1976-1979
*Bane, Eddie.....	1980
<b>*Bankhead, Scott.....</b>	<b>1986</b>
*Bannister, Brian.....	2007-2010
*Barber, Brian.....	1998-1999
Barker, Brandon.....	2021
<b>*Barlow, Scott.....</b>	<b>2018-2019</b>
*Barnes, Clint.....	2016
*Barnes, Jacob.....	2019

*Barr, Steve.....	1977
<b>*Barranca, Germán.....</b>	<b>1978-1980</b>
<b>*Bass, Brian.....</b>	<b>2006</b>
*Bass, Randy.....	1978
*Batista, Miguel.....	2000
<b>*Baumann, Buddy.....</b>	<b>2013-2015</b>
*Bautista, José.....	1992
*Bautista, Denny.....	2005-2006
Baxter, Jim.....	1991
Beal, Evan.....	2016
<b>*Beamon, Charlie.....</b>	<b>1977</b>
*Beimel, Joe.....	2003
Bell, Ricky.....	2006
*Bellorin, Edwin.....	2010
*Beltrán, Carlos.....	2000
*Benitez, Yamil.....	1997
*Berblinger, Jeff.....	2000-2001
*Berger, Brandon.....	2002-2004
Bernard, Ed.....	1974-1975
*Berner, Adam.....	2006
*Berroa, Ángel.....	2002, 2007-2008
*Berry, Quintin.....	2013
*Berry, Sean.....	1991-1992
*Betancourt, Yuniesky.....	2012
*Betemit, Wilson.....	2010
<b>*Bevil, Brian.....</b>	<b>1995-1998</b>
<b>*Biancalana, Buddy.....</b>	<b>1982-1984, 1988</b>
Bigler, Brett.....	2008
*Bilardello, Dann.....	1987-1988
Binford, Christian.....	2014-2017
<b>*Bird, Doug.....</b>	<b>1972-1973</b>
*Black, Bud.....	1982
Blanco, Dairon.....	2021
*Blanco, Andrés.....	2005-2007
*Blanco, Grégor.....	2011
*Blanton, Joe.....	2015
<b>*Blewett, Scott.....</b>	<b>2019, 2021</b>
<b>*Bluma, Jaime.....</b>	<b>1995-1996, 1998-2000</b>
Bobinger, Mitch.....	1978
*Bochtler, Doug.....	2000
*Bocock, Brian.....	2014
*Boddicker, Mike.....	1993
*Boehringer, Brian.....	2006
*Bolaños, Ronald.....	2021
*Bones, Ricky.....	1998
<b>*Bonifacio, Jorge.....</b>	<b>2016-2019</b>
Bonilla, Jose.....	2010
*Booker, Chris.....	2006
*Boros, Steve.....	1969
*Boscan, J.C.....	2015
<b>*Botelho, Derek.....</b>	<b>1982-1983, 1987</b>
*Botting, Ralph.....	1982
*Bourgeois, Jason.....	2012
Bowden, Barry.....	2010
*Boyer, Blaine.....	2013, 2018
*Bradshaw, Terry.....	1998
<b>*Braun, Ryan.....</b>	<b>2006-2007</b>
Bray, Steve.....	2005
*Brazell, Craig.....	2007
*Brazelton, Dewon.....	2007
<b>*Brett, George.....</b>	<b>1973-1974</b>
*Brett, Ken.....	1980
*Brewer, Billy.....	1995
Brewer, Jace.....	2007
<b>*Brewer, Mike.....</b>	<b>1982-1984, 1986</b>
Brewer, Ryan.....	1998
*Brewington, Jaime.....	1997
Brickhouse, Bryan.....	2019
Bridges, Tony.....	1991
<b>*Brito, Juan.....</b>	<b>1999-2000, 2002-2003</b>
*Broadway, Mike.....	2018
*Broderick, Brian.....	2015
<b>*Brooks, Aaron.....</b>	<b>2014-2015</b>
*Brooks, Frank.....	2006
Brooms, Ramy.....	1997
*Broussard, Ben.....	2013
*Brown, Adrian.....	2004-2005

\*Brown, Dee .....2000-2004, 2006  
 Brown, Jeff .....1984  
 \*Brown, Keith .....1993  
 \*Brown, Kevin .....1995  
 \*Brown, Leon .....1980  
 \*Brown, Scott .....1983  
 \*Browning, Tom .....1995  
 \*Bruett, J.T. ....1995  
 \*Brumfield, Jacob .....1990-1991  
 \*Bruno, Tom .....1974-1976  
 \*Buchanan, Bob .....1988-1989, 1991  
 \*Buchanan, Brian .....2008-2009  
 \*Buchholz, Clay .....2018  
 \*Buck, John .....2009  
 \*Buckner, Billy .....2007  
 Buckner, Jim .....1981  
 \*Bueno, Francisley .....2012-2014  
 \*Bukvich, Ryan .....2002-2004  
 \*Bullington, Bryan .....2010  
 \*Bunch, Melvin .....1995-1996  
 \*Bunker, Wally .....1971-1972  
 \*Burgmeier, Tom .....1970  
 \*Burgos, Enrique .....1993-1994  
 \*Burkhart, Morgan .....2003  
 \*Burns, Billy .....2016-2018  
 Burrell, Kevin .....1989-1991  
 Burton, Darren .....1995-1996  
 \*Busby, Steve .....1972, 1978, 1980  
 Bushor, Chase .....2019  
 \*Busse, Ray .....1975  
 \*Butler, Billy .....2007-2008  
 \*Butler, Eddie .....2021  
 Byington, Jimmie .....1999  
 \*Byrdak, Tim .....1998-2000

## C

\*Cáceres, Edgar .....1994-1995  
 \*Cain, Lorenzo .....2011-2012, 2014, 2016  
 \*Calero, Kiki .....2002  
 \*Calixte, Orlando .....2015-2016  
 \*Callaspo, Alberto .....2008  
 Camp, Jared .....2000  
 Camp, Justin .....2017-2018  
 \*Camp, Shawn .....2004-2005  
 \*Campanis, Jim .....1969  
 \*Campbell, Jim .....1990, 1992-1993  
 \*Campillo, Jorge .....2010  
 Cancel, Gabriel .....2021  
 Canham, Mitch .....2013  
 \*Cappellán, Jose .....2008  
 \*Capra, Nick .....1988-1989  
 Caramo, Yender .....2016-2017  
 \*Carlyle, Buddy .....2003  
 \*Carman, Don .....1991  
 Carr, Jeremy .....1997-2000  
 \*Carrasco, D.J. ....2004-2005  
 \*Carter, Lance .....2000  
 Caruso, Joe .....2002  
 \*Caruso, Mike .....2002  
 \*Casanova, Raúl .....2004  
 Casillas, Adam .....1992  
 Castaneda, Federico .....2010-2011  
 Castaneda, Nick .....1989-1990  
 Castellano, Angelo .....2021  
 \*Castillo, Alberto .....2004  
 \*Castillo, Manny .....1980-1981  
 Castro, Jose .....1988-1989  
 \*Cato, Keefe .....1986  
 \*Cecchini, Garin .....2017  
 Centala, Scott .....1991  
 \*Cerde, Jaime .....2004-2005  
 \*Chadwick, Ray .....1990  
 \*Chamberlain, Ray .....1980-1981  
 \*Chamberlain, Joba .....2015  
 \*Chamberlain, Wes .....1995  
 Chavez, Chris .....2009

\*Chavez, Jesse .....2011  
 \*Chávez, Endy .....2001  
 \*Chen, Bruce .....2009-2011, 2014  
 Chlan, Greg .....1973-1975  
 \*Christenson, Gary .....1978-1981  
 \*Ciriaco, Pedro .....2013-2014  
 \*Cisco, Galen .....1969-1970  
 Citari, Joe .....1986-1988  
 \*Clapinski, Chris .....2006  
 \*Clark, Cody .....2007-2012  
 \*Clark, Dave .....1991  
 Clark, Dera .....1990-1993  
 \*Clark, Jim .....1972-1974  
 \*Clark, Terry .....1996  
 \*Clarke, Stan .....1989  
 \*Clemens, Paul .....2015  
 \*Clemons, Lance .....1970-1971  
 \*Cleto, Maikel .....2013  
 \*Coats, Buck .....2010  
 \*Codiroli, Chris .....1990  
 \*Cogan, Tony .....2001  
 Cole, Mike .....1985  
 \*Cole, Stu .....1991-1992  
 \*Cole, Victor .....1991  
 \*Coleman, Casey .....2014-2015  
 \*Coleman, Dusty .....2015-2016  
 \*Coleman, Dylan .....2021  
 \*Coleman, Louis .....2010-2015  
 \*Coleman, Vince .....1995  
 Collado, Offerman .....2019  
 Colletti, Manuel .....1982  
 \*Collins, Tim .....2010, 2014  
 \*Collins, Tyler .....2018  
 \*Colón, Christian .....2012-2016  
 \*Colón, Roman .....2007-2010, 2012  
 \*Concepción, Onix .....1980-1981, 1986  
 \*Cone, David .....1985-1986  
 \*Conine, Jeff .....1991-1992, 1998  
 \*Converse, Jim .....1995, 1997  
 \*Cookson, Brett .....1995  
 \*Coolbaugh, Mike .....2006  
 \*Corbin, Archie .....2000  
 \*Cortez, Fernando .....2006-2007  
 \*Costa, Shane .....2005-2009  
 Cox, Austin .....2021  
 \*Cox, Jeff .....1982-1983  
 Craig, Rocky .....1974-1975  
 \*Cram, Jerry .....1969-1972, 1976-1981  
 \*Crawford, Steve .....1989-1990  
 \*Creel, Keith .....1981-1984  
 \*Cripe, Dave .....1976-1979  
 Crouch, Matt .....1989  
 \*Cruz, Todd .....1979  
 \*Cruz, Tony .....2016  
 Cuas, Jose .....2021  
 Culver, Malcolm .....2014, 2016-2017  
 Cumberland, Chris .....2004  
 \*Curry, Steve .....1993  
 \*Cuthbert, Cheslor .....2014-2019  
 Cvejdlík, Ken .....1977, 1979-1980

## D

\*D'Amico, Jeff .....1999-2001  
 \*D'Arnaud, Chase .....2019  
 Daly, Mark .....1978-79  
 \*Davies, Kyle .....2008-2009, 2011  
 \*Davis, Butch (Wallace) .....1983-1985  
 \*Davis, Doug .....2012  
 \*Davis, Glenn .....1994  
 \*Davis, John .....1986  
 Davis, Logan .....2014  
 \*Davis, Mark .....1991  
 \*Davis, Wade .....2016  
 \*Dawkins, Travis .....2003-2004, 2008  
 \*Dawley, Joey .....2004  
 Day, Charles .....1970-1972

*Day, Zach.....	2007
<b>*de Jesus, Jose.....</b>	<b>1988-1989, 1994-1995</b>
*de la Maza, Roland.....	1998
*De La Rosa, Jorge.....	2008
De La Vera, Gilbert.....	2009
<b>*de los Santos, Luis.....</b>	<b>1987-1990</b>
de San Miguel, Allan.....	2016
*Decker, Cody.....	2016
*DeHart, Rick.....	2002-2003
DeHoyos, Gabe.....	2005, 2007
<b>*DeJesus, David.....</b>	<b>2003-2004, 2006</b>
*Delgado, Punchy.....	1979
*Delgado, Wilson.....	2001
Denevi, Mike.....	1976-1978
<b>*Detherage, Bob.....</b>	<b>1978-1981</b>
Deweese, Donnie.....	2018
Dewey, Duane.....	1982-1983
*Diaz, Carlos.....	1992
Diaz, Carlos.....	2016-2017
*Diaz, Edgar.....	1993
<b>*Diaz, José.....</b>	<b>2006</b>
Diaz, Lino.....	1996
Diaz, Matt.....	2005
*Dickson, Jason.....	2004
Diekroeger, Kenny.....	2015
<b>*Dillon, Joe.....</b>	<b>2000</b>
*DiNardo, Lenny.....	2009
<b>*Dini, Nick.....</b>	<b>2018-2019, 2021</b>
*DiPino, Frank.....	1993
*Dodd, Tom.....	1988-1989
*Donald, Jason.....	2014
Dorlague, Aaron.....	1995
Downes, Brandon.....	2016
<b>*Dozier, Hunter.....</b>	<b>2016-2018, 2021</b>
*Dozier, Tom.....	1990
*Drumright, Keith.....	1980
Duarte, Jose.....	2009-2010
Dubee, Rich.....	1980
*Duckworth, Brandon.....	2007-2009
*Duda, Lucas.....	2018-2019
Duenas, Tommy.....	2005
Dueñez, Samir.....	2019
*Duensing, Brian.....	2016
<b>*Duffy, Danny.....</b>	<b>2011, 2013-2015, 2017</b>
*Dunbar, Tom.....	1989, 1991
Duncan, Pete.....	1974
*Dunwoody, Todd.....	2000
*Durbin, Chad.....	2000-2002
<b>*Dwyer, Chris.....</b>	<b>2012-2015</b>
*Dye, Jermaine.....	1997-1998
<b>*Dyson, Jarrod.....</b>	<b>2010-2013, 2016</b>
Dziedzic, Jonathan.....	2015-2019

## E

*Eastwick, Rawley.....	1980
<b>*Eaton, Craig.....</b>	<b>1978-1979</b>
*Ebert, Derrin.....	2005
*Eddy, Chris.....	1995
*Edler, Dave.....	1982
Edwards, Andrew.....	2016-2017
<b>*Eibner, Brett.....</b>	<b>2014-2016</b>
Eigsti, Ryan.....	2011-2012
*Eisenreich, Jim.....	1988
*Elarton, Scott.....	2007
*Elder, Dave.....	2005-2006
*Elster, Kevin.....	1995
Embry, Bryron.....	2005
<b>*Encarnación, Luis.....</b>	<b>1989-1991</b>
*Enright, George.....	1979
Epperson, Paul.....	1969
Escamilla, Roman.....	1998
Escandon, Emiliano.....	2000
*Escobar, Alcides.....	2021
<b>*Escobar, José.....</b>	<b>1989</b>
Espada, Joe.....	2002
Espino, Damaso.....	2008

Esposito, Nate.....	2017, 2019, 2021
*Etherton, Seth.....	2006
<b>*Evans, Bart.....</b>	<b>1998</b>
*Evans, Terry.....	2012
Evans, Zane.....	2016
Everson, Chuck.....	1990-1991

## F

*Fabregas, Jorge.....	2000
<b>*Falu, Irving.....</b>	<b>2004, 2009-2013, 2016</b>
*Farnsworth, Kyle.....	2009
*Farr, Steve.....	1985, 1987
<b>*Farrell, Luke.....</b>	<b>2016-2017</b>
*Fasano, Sal.....	1996-1999, 2001
*Faul, Bill.....	1969
*Fetherston, Taylor.....	2019
*Feebles, Carlos.....	2000-2003
Felix, Hersy.....	2001
Ferguson, Andy.....	2014-2015
Ferguson, Ian.....	2003
Fermin, Freddy.....	2021
Fernandez, Pedro.....	2017-2018
Fernandez, Xavier.....	2019
<b>*Ferreira, Tony.....</b>	<b>1984-1985, 1990</b>
Ferris, Robert.....	1981
<b>*Field, Nate.....</b>	<b>2002-2003, 2005</b>
Fields, Matt.....	2014-2015
<b>*Fillmyer, Heath.....</b>	<b>2018-2019</b>
Filson, Pete.....	1990
*Finnegan, BRandon.....	2015
*Fireovid, Steve.....	1988-1989
Fischer, Daniel.....	1980-1982
<b>*Fitzmorris, Al.....</b>	<b>1969-1973</b>
*Fleming, Dave.....	1995
Fletcher, Brian.....	2013-2014
Flores, Jacksson.....	2019
*Flores, Jesús.....	2014
*Floyd, Bobby.....	1970-1972, 1974-1975
Flury, Pat.....	1997, 2003
*Flynn, Brian.....	2015-2017
*Foor, Jim.....	1974
*Ford, Matt.....	2005
*Foster, John.....	2008
Foster, Larry.....	1977-1978
Fox, Lucius.....	2021
Franco, Angel.....	2015-2016
*Frost, Dave.....	1982
Fuenmayor, Balbino.....	2015-2016
*Fuentes, Rey.....	2015-2016
*Fulchino, Jeff.....	2008
*Fuller, Jim.....	1978
*Funderbuck, Mark.....	1983
*Fussell, Chris.....	1999-2002
<b>*Fyhrie, Mike.....</b>	<b>1994-1995, 2003</b>

## G

<b>*Gale, Rich.....</b>	<b>1977-78</b>
<b>*Gallagher, Cam.....</b>	<b>2017-2018, 2021</b>
Garber, Jeff.....	1990-1991, 1994-1995
<b>*Garcia, Danny.....</b>	<b>1980-1981</b>
*García, Leo.....	1992
*García, Onelki.....	2017
García, Ruben.....	1976
*Gardner, Mark.....	1993
*Gardner, Wes.....	1991
*Garrelts, Scott.....	1995
Garrido, Santiago.....	2013
*Gathright, Joey.....	2007-2008
<b>*Gaudet, Jim.....</b>	<b>1978-1981</b>
Gavin, Grant.....	2021
*Gee, Dillon.....	2016
Gemoll, Justin.....	2005
<b>*George, Chris.....</b>	<b>2000-2005</b>
<b>*Gettis, Byron.....</b>	<b>2004</b>
*Getz, Chris.....	2010, 2012-2013

*Giambi, Jeremy .....	1998-1999
*Giovotella, Johnny .....	2011-2014
Gibbs, Micah.....	2015
*Gibralter, Steve.....	1999
*Giffillan, Jason.....	2000, 2002-2003
Gillen, Kevin.....	1979
Giron, Roberto.....	2007-2008
Gladden, Lloyd.....	1970-1971
*Gleaton, Jerry Don.....	1987-1989
*Gload, Ross.....	2007
*Gobble, Jimmy.....	2004-2005, 2008
Godin, Jason.....	2009
Gomez, Ofreidy.....	2019
*Gómez, Alexis.....	2003-2004
Gomez, Rudy.....	2005
Gooding, Jason.....	1999
*Goodwin, Brian.....	2018
*Goodwin, Tom.....	1994
*Gordon, Alex.....	2009-2010, 2015-2016, 2018
*Gordon, Tom.....	1986-1988
*Gore, Terrance.....	2014, 2017-2018
*Gotay, Rúben.....	2006
Govern, Jimmy.....	2019, 2021
*Graffanino, Tony.....	2004
Grangaard, David.....	1972
*Granger, Jeff.....	1996
*Graterol, Juan.....	2014
*Green, Gary.....	1995
Green, Lee.....	1969-1970
*Greene, Connor.....	2019
*Greinke, Zack.....	2004
*Griffin, Foster.....	2019, 2021
*Griffin, Mike.....	1985-1986
*Grimm, Justin.....	2018
*Grimsley, Jason.....	1997
*Grotewold, Jeff.....	1995-1996
Grundy, Phil.....	1998
*Gubicza, Mark.....	1991
*Guerrero, Wilton.....	2004
*Guiel, Aaron.....	2000-2006
*Gumpert, Dave.....	1987
Gustavson, Duane.....	1980-1981
*Gutiérrez, J.C.....	2012
Gutierrez, Jorge.....	2008
*Gutiérrez, Kelvin.....	2019, 2021

## H

*Hahn, Jesse.....	2018, 2021
Hallmark, Pat.....	2001
*Halter, Shane.....	1995-1998
*Hamelin, Bob.....	1990-1993, 1995-1996
*Hammaker, Atlee.....	1981
Hammon, Randy.....	1974
*Hammond, Steve.....	1982-1984
Hamrick, Steve.....	1978-1979
*Hamulack, Tim.....	2009
*Haney, Chris.....	1993-1994, 1997
*Hansell, Greg.....	1998
*Hansen, Jed.....	1996-1999, 2001-2004
Hansen, Roger.....	1985-1986
*Hanson, Erik.....	1999
*Hardy, Blaine.....	2010-2012
*Hargesheimer, Alan.....	1984-1988
Harmon, Tom.....	1971-1973
*Harris, Billy.....	1969-1970
Harris, Brian.....	2003
*Harris, Reggie.....	1995
Harrison, Brian.....	1995, 1997-1998
*Harrison, Chuck.....	1970-1971
Hart, Corey.....	2002, 2004
*Hart, Mike.....	1980
Hartsock, Aaron.....	2009
*Harvey, Ken.....	2002, 2005
Hasbach, Dave.....	1975-1977
*Hatcher, Billy.....	1995
*Hatcher, Chris.....	1997-1998, 2002

*Hayes, Bill.....	1986
*Hayes, Brett.....	2013-2014
Hayes, Chris.....	2009-2010
Haynes, Bill.....	1971-1973
*Healy, Fran.....	1969-1970
*Hearn, Ed.....	1989
*Heath, Kelly.....	1980-1983
*Heath, Nick.....	2019
*Hedlund, Mike.....	1970
*Hegman, Bob.....	1983, 1985-1986
*Hendrickson, Ben.....	2007
*Hendriks, Liam.....	2014
*Herges, Matt.....	2010
Hernandez, Arnaldo.....	2017-2019
*Hernández, Carlos.....	2021
Hernandez, Elier.....	2018-2019
Hernandez, Gaby.....	2010
*Hernández, Gorkys.....	2013-2014
*Hernández, Luis.....	2009
*Hernández, Roberto.....	2002
*Hernández, Runelvys.....	2003, 2006
*Herrera, Kelvin.....	2011, 2013
*Herrera, Rosell.....	2018
*Hiatt, Phil.....	1992-1995
*Hilgendorf, Tom.....	1971-1972
*Hill, Jeremy.....	2003
*Hill, Tim.....	2019
*Hinch, AJ.....	2001
Hinzo, Tommy.....	1990-1991
*Hochevar, Luke.....	2007-2010, 2015
*Hocking, Denny.....	2005
Hoelscher, Nate.....	2007
Hogg, Dave.....	1980
*Holbert, Ray.....	1999-2000
*Holland, Greg.....	2009-2011
Hollingsworth, Ethan.....	2012
*Hollins, Damon.....	2008
*Hood, Don.....	1981-1983
*Hooper, Kevin.....	2004
Hoppe, Jim.....	1974
*Hosey, Wayne.....	1994-1995
*Hosey, Steve.....	1998
*Hosmer, Eric.....	2011, 2014
*Hottovy, Tommy.....	2012
*House, J.R.....	2009
*Howard, David.....	1991
*Howell, J.P.....	2005-2006
Howell, Jeff.....	2010
*Huber, Justin.....	2005-2007
*Huckaby, Ken.....	2008
Hudgins, Jerry.....	1970
*Hudson, Luke.....	2006-2007
Huebner, Ken.....	1971
*Huff, David.....	2016
*Huffman, Phil.....	1982
*Hughes, Dusty.....	2008-2009
*Hughes, Keith.....	1995
*Huismán, Justin.....	2004-2006
*Huismán, Rick.....	1995-1997
*Huismann, Mark.....	1983-1985, 1991-1992
*Hulett, Tug.....	2009
*Humber, Phillip.....	2010
*Hunter, Buddy.....	1974
*Hurdle, Clint.....	1977, 1979
*Hurtado, Edwin.....	2002

## I

*Ibanez, Raul.....	2001
*Infante, Omar.....	2014
Ireland, Tim.....	1978-1982
*Isbel, Kyle.....	2021

## J

*Jackson, Chuck.....	1989
*Jackson, Damian.....	2004

<b>*Jackson, Danny</b> .....	<b>1983-1984</b>
*Jackson, Mike .....	1971-1972
*Jackson, Ryan .....	2015
*Jackson, Zach .....	2013
*James, Chris .....	1995
*Janish, Paul .....	2014
Jarrell, Joe .....	1985
*Jeffcoat, Mike .....	1994
Jeffress, Jeremy .....	2011-2012
*Jennings, Doug .....	2000
*Jensen, Ryan .....	2005
Jirschele, Mike .....	1988-1989
*Johns, Doug .....	1997
Johnson, Blake .....	2010-2011
<b>*Johnson, Ron</b> .....	<b>1981-1983</b>
<b>*Johnson, Rondin</b> .....	<b>1984-1988</b>
<b>*Johnson, Rontrez</b> .....	<b>2002</b>
<b>*Johnston, Joel</b> .....	<b>1990-1992</b>
*Jones, Bobby .....	2003
Jones, Jaime .....	2005
*Jones, Lynn .....	1984
*Jones, Mike .....	1981, 1984
*Jones, Ross .....	1987
<b>*Jones, Ruppert</b> .....	<b>1975-1976</b>
*Jones, Steve .....	1969-1970
Jones, Travis .....	2021
<b>*Joseph, Donnie</b> .....	<b>2012-2014</b>
Joyce, Thomas .....	1970, 1973
<b>*Junis, Jakob</b> .....	<b>2016-2017, 2021</b>

**K**

<b>*Ka'aihue, Kila</b> .....	<b>2008-2011</b>
Kalish, Jake .....	2017-2019, 2021
<b>*Keatley, Greg</b> .....	<b>1981-1982</b>
*Keeton, Rickey .....	1983-1985
Kelly, Bill .....	1982
*Kelly, Mike .....	2003
*Kelso, Bill .....	1969
*Kennedy, Ian .....	2018
*Keough, Joe .....	1969
<b>*Keppel, Bobby</b> .....	<b>2006</b>
*Keppinger, Jeff .....	2006
*Kiefer, Mark .....	1996
Kinard, Rudy .....	1997-1979
King, Cesar .....	2001
<b>*Kingery, Mike</b> .....	<b>1985-1986, 1993</b>
*Kinnunen, Mike .....	1985
*Kmak, Joe .....	1998
Knapp, Mike .....	1993-1994
*Kobel, Kevin .....	1980
*Koegel, Pete .....	1977
*Koonce, Graham .....	2007
<b>*Koslofski, Kevin</b> .....	<b>1991-1994</b>
*Kotchman, Casey .....	2015
*Kouzmanoff, Kevin .....	2012
<b>*Kowar, Jackson</b> .....	<b>2021</b>
*Kratz, Erik .....	2015
*Krivda, Rick .....	1999
Kusnyer, Art .....	1978
Kutzler, Jerry .....	1994-1995

**L**

*Labandeira, Josh .....	2008
*LaCoss, Mike .....	1985
*LaHoud, Joe .....	1977
<b>*Lamb, John</b> .....	<b>2013-2015</b>
Lambert, Reese .....	1992
Lambin, Chase .....	2013
<b>*Lance, Gary</b> .....	<b>1975-1978</b>
*Lannan, John .....	2016
*LaRue, Jason .....	2007
<b>*Laskey, Bill</b> .....	<b>19800-1981, 1989</b>
Laureano, Frank .....	1991
*Laxton, Brett .....	2000-2002
Lebron, Willy .....	2011

<b>*Lee, Kameron</b> .....	<b>2014</b>
<b>*Leeper, Dave</b> .....	<b>1983-1985</b>
*Leius, Scott .....	1998
Lemasters, Jim .....	1990-1991
Lenik, Kevin .....	2017-2019
<b>*Leonard, Dennis</b> .....	<b>1974-1975, 1982</b>
*Leonard, Jeffrey .....	1991
*Lerew, Anthony .....	2010
Lewis, Richard .....	2007
*Liebrandt, Charlie .....	1983-1984
Lineweaver, Aaron .....	1999
*Linton, Doug .....	1995-1996, 2004
Liotta, Ray .....	2009
*Liriano, Nelson .....	1991
Lissón, Mario .....	2009
<b>*Littell, Mark</b> .....	<b>1973-1975</b>
*Lively, Ben .....	2019
*Lockhart, Keith .....	1995
Loggins, Mike .....	1986, 1988-1990
*Lohse, Kyle .....	2018
Long, Kevin .....	1992-1993, 1995
<b>*Long, Ryan</b> .....	<b>1997-1998</b>
Longenecker, Jere .....	1987
Lopez, Albie .....	2003
<b>*López, Jack</b> .....	<b>2017-2018</b>
*López, Jorge .....	2018
<b>*López, Mendy</b> .....	<b>1997-1999, 2004</b>
<b>*Lopez, Nicky</b> .....	<b>2018-2019, 2021</b>
<b>*Lough, David</b> .....	<b>2010-2013</b>
*Loux, Shane .....	2006
<b>*Lovelady, Richard</b> .....	<b>2018-2019, 2021</b>
Lovvorn, Zachary .....	2018-2019
*Lowe, Sean .....	2003
<b>*Lowery, Devon</b> .....	<b>2008, 2010</b>
Lowery, Ed .....	1984
Lubanski, Chris .....	2007-2009
<b>*Lucas, Ed</b> .....	<b>2008-2010</b>
<b>Luecken, Rick</b> .....	<b>1998-1989</b>
Lumsden, Tyler .....	2007-2008
*Lunar, Fernando .....	2003
*Lyden, Mitch .....	1995
*Lynch, Daniel .....	2021
*Lyttle, Jim .....	1973

**M**

<b>*MacDougal, Mike</b> .....	<b>2001-2002, 2004, 2006</b>
<b>*Macfarlane, Mike</b> .....	<b>1987-1988</b>
<b>*Machado, Andrés</b> .....	<b>2017-2019</b>
*Machemehl, Chuck .....	1972
Maddox, Marc .....	2010
*Maddison, Scotti .....	1987-1988
Maggi, Beau .....	2014
<b>*Magnante, Mike</b> .....	<b>1990-1991, 1993, 1995-1996</b>
*Mahomes, Pat .....	2006
*Maier, Mitch .....	2007-2009, 2012
*Maldonado, Carlos .....	1991-1992
*Mallicoat, Rob .....	1995
<b>*Mallory, Sheldon</b> .....	<b>1976</b>
*Maness, Seth .....	2017-2018
*Manzanillo, Josias .....	1992
<b>*Marimom, Sugar Ray</b> .....	<b>2014</b>
<b>*Mariot, Michael</b> .....	<b>2012-2015, 2018</b>
Markay, Thad .....	2007
<b>*Marks, Justin</b> .....	<b>2012-2014</b>
*Maroth, Mike .....	2008
Marquez, Emilio .....	2021
<b>*Marshall, Keith</b> .....	<b>1972-1975</b>
Marte, Yuniór .....	2019
<b>*Marté, Víctor</b> .....	<b>2009-2010</b>
<b>*Martin, Renie</b> .....	<b>1978-1979</b>
Martin, Rudy .....	2019, 2021
Martinez, Art .....	1984
*Martinez, Buck .....	1971
<b>*Martinez, Chito</b> .....	<b>1987, 1990</b>
<b>*Martínez, Félix</b> .....	<b>1996-1999</b>
*Martínez, José .....	1972-1974

\*Martínez, José ..... 2015-2016  
 Martínez, Marcelo ..... 2021  
 \*Martínez, Ramon ..... 1996  
 \*Martínez, Sandy ..... 2003  
 \*Martz, Gary ..... 1975-1977  
 \*Matias, John ..... 1971  
 \*Matos, Julius ..... 2003  
 \*Matranga, Dave ..... 2008  
 \*Matthews, Terry ..... 1999  
 \*Maurer, Brandon ..... 2018  
 \*Maxwell, Justin ..... 2014  
 \*May, Darrell ..... 2002  
 \*May, Lucas ..... 2010-2011  
 \*Mazzaro, Vin ..... 2011-2012  
 \*McBroom, Ryan ..... 2021  
 McCann, Frank ..... 1980  
 McCarthy, Bill ..... 2007  
 \*McCarthy, Kevin ..... 2016-2019  
 \*McClure, Bob ..... 1974  
 \*McCool, Billy ..... 1971  
 McCray, Jonathan ..... 2017  
 \*McDill, Allen ..... 1996-1998  
 \*McDonald, Donzell ..... 2002  
 \*McEwing, Joe ..... 2005  
 \*McGaffigan, Andy ..... 1990-1991  
 \*McGilberry, Randy ..... 1977-1980  
 \*McGinnis, Russ ..... 1993-1994  
 McKinney, Lynn ..... 1976-1977  
 McMillan, Steve ..... 1970-1972  
 Meacham, Bob ..... 1990  
 \*Meacham, Rusty ..... 1993-1994, 1996  
 \*Meadows, Brian ..... 2001  
 \*Meche, Gil ..... 2009-2010  
 \*Medina, Luis ..... 1992  
 \*Medlen, Kris ..... 2015-2016  
 Medrano, Tony ..... 1997, 1999-2000  
 Meier, Calvin ..... 1972  
 \*Mejia, Erick ..... 2019, 2021  
 \*Melendez, José ..... 1995  
 Melendez, MJ ..... 2021  
 Melvin, Kenneth ..... 1997  
 \*Méndez, Carlos ..... 1998-1999  
 Mendoza, Luis ..... 2010-2011  
 \*Mercedes, Henry ..... 1995-1996, 1999  
 Merchant, Mark ..... 1996-1997  
 Merrell, Kevin ..... 2021  
 \*Merrifield, Whit ..... 2014-2017  
 Mertins, Kurt ..... 2010-2012  
 \*Mesa, Melky ..... 2014  
 Mesh, Mike ..... 1989  
 \*Metcalfe, Travis ..... 2009  
 \*Metcalfe, Mike ..... 2002  
 Meyring, Bradley ..... 1975  
 Middleton, Kyle ..... 2006  
 \*Milacki, Bob ..... 1994-1995  
 Mildren, Paul ..... 2007-2008  
 Miller, Anderson ..... 2021  
 \*Miller, Jai ..... 2010  
 \*Miller, Keith ..... 1993-1995  
 Miller, Mike ..... 1986  
 \*Miller, Orlando ..... 1998  
 \*Mills, Alec ..... 2016  
 \*Miner, Zach ..... 2011  
 Mingori, Steve ..... 1973-1974  
 \*Minor, Mike ..... 2016  
 Miskic, Dennis ..... 1982  
 Mlicki, Doug ..... 1998  
 \*Moeller, Dennis ..... 1990-1992, 1994  
 \*Molina, Izzy ..... 2000  
 \*Mondesi, Adalberto ..... 2016-2019, 2021  
 Mondesi, Paúl ..... 2021  
 \*Monteagudo, Aurelio ..... 1970-1971  
 \*Montgomery, Jeff ..... 1988, 1999  
 \*Montgomery, Mike ..... 2011-2012  
 \*Montgomery, Monty ..... 1970-1973  
 Moon, Logan ..... 2017-2018  
 \*Moore, Adam ..... 2012-2013, 2019

\*Moore, Bobby ..... 1991  
 \*Moore, Donnie ..... 1989  
 \*Moreno, Orber ..... 1999, 2001  
 Morin, Parker ..... 2014, 2016-2018  
 Morley, Mike ..... 1979-1980  
 \*Morman, Alvin ..... 1999  
 \*Morman, Russ ..... 1990-1991  
 Morris, Angel ..... 1988  
 \*Morris, John ..... 1984-1985  
 \*Mortensen, Clayton ..... 2013-2016  
 \*Mota, José ..... 1992-1996  
 \*Motley, Darryl ..... 1981-1982, 1986  
 \*Moustakas, Mike ..... 2010-2011, 2014  
 \*Moylan, Peter ..... 2016  
 \*Mujica, Edward ..... 2016  
 \*Mullen, Scott ..... 1999-2003  
 Mullen, Tom ..... 1986-1988  
 Munoz, J.J. .... 1995  
 Murphy, Brian ..... 1976-1978  
 \*Murphy, Tom ..... 1972-1973  
 \*Murphy, Tommy ..... 2009  
 Murray, Chuck ..... 1971-1972  
 \*Murray, Dan ..... 2000-2001  
 Murray, Matt ..... 2015-2016  
 \*Murray, Rich ..... 1985  
 \*Musgraves, Dennis ..... 1971  
 \*Musser, Neal ..... 2006-2008  
 Mutz, Tommy ..... 1980  
 \*Myers, Roderick ..... 1996-1998  
 \*Myers, Rodney ..... 1995  
 \*Myers, Wil ..... 2012

## N

\*Nady, Xavier ..... 2013  
 Nakamoto, Brian ..... 1978  
 \*Nance, Shane ..... 2005  
 \*Naulty, Dan ..... 2000  
 \*Nava, Daniel ..... 2016  
 \*Navarro, Rey ..... 2012  
 \*Navarro, Yamaico ..... 2011  
 \*Nelson, Jaime ..... 1987  
 \*Nelson, Joe ..... 2006  
 \*Nelson, Roger ..... 1971, 1976-1977  
 \*Nettles, Jim ..... 1978-1979  
 Neuzil, Jeff ..... 1984  
 \*Newberry, Jake ..... 2017-2019, 2021  
 \*Newman, Josh ..... 2008-2009  
 \*Nichols, Rod ..... 1994  
 \*Nicholson, Dave ..... 1969  
 Nicoll, Chris ..... 2009  
 Nina, Aroni ..... 2016  
 Nina, Elvin ..... 2004  
 Noriega, Gabriel ..... 2015  
 \*Norman, Les ..... 1994-1996, 1999-2000  
 \*Northey, Scott ..... 1969-1970  
 Núñez, Andrés ..... 2021  
 \*Nunnally, Jon ..... 1996-1997, 2001-2002

## O

\*Oaks, Trevor ..... 2018  
 \*Obermuller, Wes ..... 2003  
 \*O'Brien, Peter ..... 2017  
 \*O'Connor, Mike ..... 2009  
 \*Odorizzi, Jake ..... 2012  
 Ogando, Emilio ..... 2017, 2019  
 \*O'Hearn, Ryan ..... 2017-2019, 2021  
 \*Olivares, Edward ..... 2021  
 \*Oliver, Bob ..... 1969  
 Olloque, Manny ..... 2018  
 Olsen, Lew ..... 1976-1977  
 Olsen, Steve ..... 1996-1997  
 \*Olson, Greg ..... 1995, 1997  
 \*Olson, Tyler ..... 2016  
 \*Olwine, Ed ..... 1989  
 \*Ordaz, Luis ..... 2001-2003

*Orié, Kevin.....	2000
*O'Riley, Don.....	1969-1970
*Orlando, Paulo.....	2011, 2013-2015, 2017-2018
*Ortenzio, Frank.....	1972-1976
*Ortiz, Héctor.....	1997-1998, 2000-2002
*Ortiz, Javier.....	1993
*Ortiz, Luis.....	1998
Ortiz, Nick.....	2001
*Osborne, Bobo.....	1969
*Osborn, Donovan.....	2006
*Osting, Jimmy.....	2003
*O'Sullivan, Sean.....	2011-2012
Osuna, Edgar.....	2010
*Oviedo, Juan Carlos (aka Leo Núñez).....	2006-2008
*Owen, Dave.....	1987-1988
*Owen, Larry.....	1988

**P**

*Padilla, Jorge.....	2007
*Paepke, Dennis.....	1969-1970, 1972-1974
*Palacios, Rey.....	1989-1990
*Pappas, Erik.....	1992
*Paquette, Craig.....	1996-1997
*Paredes, Jimmy.....	2014
*Paris, Kelly.....	1989
Parker, Darrell.....	1978-1979
Parks, Ted.....	1970-1971
*Parnell, Bobby.....	2017
Parraz, Jordan.....	2009-2010
*Parrett, Jeff.....	1994
*Parrish, John.....	2010
*Parrott, Mike.....	1982-1984
*Paschall, Bill.....	1978-1981
*Pastornicky, Cliff.....	1983-1984
Patchin, Steve.....	1976-1977
*Paterson, Joe.....	2015
*Patterson, Jarrod.....	2003-2004
*Patterson, Ken.....	1996-1997
*Patton, Spencer.....	2014
*Patton, Troy.....	2015
*Paulino, Felipe.....	2013
*Payamps, Joel.....	2021
*Pecota, Bill.....	1985-1987, 1988-1990
*Pedre, Jorge.....	1991
*Pedrique, Al.....	1992
Peek, Tim.....	1994
*Peguero, Carlos.....	2014
Pehl, Robert.....	2016
*Pellow, Kit.....	1998-2002
Pelz, Paul.....	1973-1974
*Peña, Bryan.....	2008-2009, 2017
*Peña, Carlos.....	2013
*Peña, Francisco.....	2014-2015
*Peña, Orlando.....	1969
*Peña, Tony Jr.....	2009
Pendleton, Terry.....	1998
*Pennington, Brad.....	1997
*Peralta, Joel.....	2006, 2008
*Peralta, Willy.....	2018
*Pérez, Mike.....	1997
*Perez, Salvador.....	2011-2012, 2018
Perkins, Craig.....	1975-1978
*Perry, Pat.....	1995
Peterson, Mark.....	2016-2017
*Phelps, Ken.....	1979-1981
*Phillips, Brett.....	2019
*Phillips, Heath.....	2009
*Phillips, Paul.....	2004-2007
*Pichardo, Hipólito.....	1997
*Pickering, Calvin.....	2004-2005
*Pierce, Ed.....	1993-1995
*Piña, Manny.....	2010-2011, 2013
*Pino, Yohan.....	2015
Pippin, Craig.....	1987
*Pisciotta, Marc.....	1999
Piskor, Kirk.....	1991

*Pittser, Jim.....	1995-1997
Plummer, Jarod.....	2007
Poldberg, Brian.....	1983-1985
*Ponson, Sidney.....	2009
*Poquette, Tom.....	1973-1974
Pough, Pork Chop (Clyde).....	1997
*Pounders, Brooks.....	2016
Pratto, Nick.....	2021
Price, Jared.....	2005-2006
*Prieto, Alex.....	2000-2001, 2005-2006
*Prince, Tom.....	2003
Pruneda, Benin.....	2016
Pucetas, Kevin.....	2011
*Pulliam, Harvey.....	1989-1993
*Putnam, Pat.....	1985
*Pyznarski, Tim.....	1989

**Q**

*Quinn, Mark.....	1999-2002
*Quirk, Jamie.....	1974-1975, 1985
*Quisenberry, Dan.....	1979

**R**

Rahe, Gary.....	1974
*Raines, Tim Jr.....	2009
*Rajisich, Dave.....	1986-1987
*Rakers, Jason.....	2000-2001
Ralston, Kris.....	1996
*Ramirez, Horacio.....	2008
*Ramirez, Max.....	2012-2013
Ramirez, Ramon.....	2021
*Ramírez, Santiago.....	2005
*Ramos, Bobby.....	1987
*Randa, Joe.....	1994-1996
*Randall, Scott.....	2004
*Randolph, Steve.....	2009
*Rasmussen, Dennis.....	1992-1995
Rawitzer, Kevin.....	1998
*Ray, Ken.....	1997, 1999, 2007
*Raziano, Barry.....	1973
Reece, Thad.....	1990
*Reed, Rick.....	1992-1993
*Reichert, Dan.....	1998-1999, 2001-2002
*Rekar, Bryan.....	2002
*Relaford, Desf.....	2004
Reyes, Jose.....	1986
Reyes, Jose R.....	1984
*Reynolds, Harold.....	1995
*Rhodes, Tuffy.....	1993
Richardson, Brett.....	2008
*Rico, Fred.....	1969-1970
*Rios, Alex.....	2015
*Rios, Danny.....	1998-1999
*Rios, Juan.....	1970
*Rivera, Bombo.....	1981-1983
*Rivera, Emmanuel.....	2021
*Rivero, Sebastian.....	2019, 2021
Rizzo, Richard.....	1985
Roberge, J.P.....	1999-2000
*Robinson, Clint.....	2011-2012
*Robinson, Derrick.....	2012
*Robinson, Ken.....	1996
*Robinson, Kerry.....	2006
*Rodriguez, Rich.....	1996
*Rodriguez, Wandy.....	2015
*Rodriguez, Wilking.....	2014
*Roesler, Mike.....	1992-1993
*Rohrmeier, Dan.....	1992-1993
Rollins, Heath.....	2011
*Romak, Jaime.....	2012
*Rooker, Jim.....	1969, 1970-1971
Roos, Les.....	1970
*Rosa, Carlos.....	2008-2010
*Rosado, Jose.....	1996
*Rosario, Melvin.....	2001



\*Rose, Mike .....2002  
 \*Rosy, Rico .....1992-1994  
 \*Ruffcorn, Scott .....1999  
 Runion, Sam .....2013  
 \*Rupe, John .....2010  
 \*Rusch, Glendon .....1996-1999  
 \*Ryal, Mark .....1981-1984  
 \*Ryan, Jason .....2004

## S

\*Sadler, Donnie .....2002  
 \*Sadowski, Jim .....1978  
 Saier, Matt .....1998-1999  
 \*Salmon, Brad .....2008  
 \*Sampen, Bill .....1993  
 \*Sanabria, Carlos .....2021  
 \*Sanchez, Brian .....2013  
 \*Sanchez, Alex .....1993  
 \*Sánchez, Angel .....2008  
 \*Sánchez, Israel .....1986-1988  
 \*Sánchez, Jonathan .....2012  
 Sanserino, Gary .....1972-1974  
 Santiago, José .....1998-2000  
 Santiago, Mario .....2011  
 \*Santorini, Al .....1973  
 \*Santos, Chad .....2005  
 \*Santovenia, Nelson .....1993  
 \*Sasser, Rob .....2003  
 \*Saunders, Joe .....2014  
 \*Sauveur, Rich .....1992  
 \*Savage, Ted .....1971  
 \*Scanlan, Bob .....1996  
 \*Scarson, Steve .....1999  
 \*Schaal, Paul .....1969, 1974  
 \*Schattinger, Jeff .....1980-1981  
 \*Schuler, Dave .....1982-1983, 1986  
 \*Schultz, Jeff .....1986-1990  
 \*Schwindel, Frank .....2017-2019  
 \*Scott, Rodney .....1975  
 \*Scranton, Jim .....1984-1986  
 \*Seanez, Rudy .....1997, 2004  
 \*Sedlacek, Shawn .....2001-2003  
 \*Seitzer, Brad .....1997  
 \*Seitzer, Kevin .....1986  
 \*Selman, Sam .....2014, 2017-2018  
 Seratelli, Anthony .....2012-2013  
 \*Serrano, Jimmy .....2003-2004  
 \*Service, Scott .....1997  
 \*Severino, Atahualpa .....2013  
 \*Severson, Rich .....1969-1972  
 \*Shanahan, Greg .....1977  
 Shaw, Theo .....1983-1984, 1986  
 \*Shawaryn, Mike .....2021  
 \*Shealy, Ryan .....2007-2009  
 \*Shell, Steven .....2011  
 \*Sheriden, Pat .....1981-1983, 1985  
 \*Sherrill, George .....2013  
 \*Shiell, Jason .....2007  
 \*Shifflett, Steve .....1992-1994  
 \*Shirley, Steve .....1987  
 \*Short, Rick .....2004  
 \*Shouse, Brian .....2002  
 \*Shumpert, Terry .....1989-1990, 1992-1993  
 \*Sierra, Moisés .....2015  
 \*Silverio, Luis .....1978, 1980, 1982  
 \*Simmons, Doug .....1994  
 \*Simpson, Wayne .....1973  
 \*Singer, Brady .....2021  
 Sinnerud, Mike .....1969  
 \*Sisco, Andy .....2006  
 \*Sisco, Steve .....1995, 1997-1998  
 Sisk, Brandon .....2011-2012  
 \*Skoglund, Erik .....2017-2019  
 Skrabble, Pat .....1970  
 \*Skrmetta, Matt .....2002  
 \*Slaught, Don .....1981-1982

Smith, Charles .....1974  
 \*Smith, Dar .....1990-1991  
 \*Smith, Jason .....2008  
 \*Smith, Lonnie .....1987  
 Smith, Toby .....1997  
 Smith, Tommy .....1969  
 \*Smith, Will .....2012-2013  
 Snider, Colin .....2021  
 \*Snider, Travis .....2016  
 \*Snider, Van .....1986-1987  
 \*Snyder, Kyle .....2003, 2005-2006  
 \*Soler, Jorge .....2017-2018  
 Sonnier, Shawn .....2001, 2005  
 \*Sorrell, Billy .....1969-1970  
 Sosa, Ruben .....2017  
 Sotillet, Andrés .....2021  
 Spann, Chad .....2008  
 \*Sparkman, Glenn .....2018-2019  
 \*Spehr, Tim .....1990-1992  
 \*Speier, Gabe .....2019, 2021  
 \*Splittorff, Paul .....1969-1971  
 \*Spoljaric, Paul .....2000  
 Spratke, Ken .....1989  
 \*Spriggs, George .....1969-1970  
 St. Clair, Daniel .....1983-1984  
 \*Staggs, Steve .....1975-1976  
 \*Standridge, Jason .....2007  
 Starkovich, Paul .....1974  
 \*Starling, Bubba .....2016-2019, 2021  
 \*Stamont, Josh .....2017-2019  
 \*Stein, Blake .....2000  
 \*Stemie, Steve .....2005  
 Steph, Rod .....1998  
 Stephans, Russ .....1981, 1983-1986  
 \*Stephenson, Phil .....1993  
 \*Stewart, Andy .....1995-1998  
 \*Stieb, Dave .....1993  
 \*Stoddard, Bob .....1987  
 Stodolka, Mike .....2008  
 \*Stone, Ron .....1973  
 \*Stottleyre, Mel Jr. ....1989-1990  
 \*Stout, Eric .....2017-2018  
 \*Strahm, Matt .....2017  
 Strange, Don .....1995  
 Strickland, Chad .....1995  
 Strode, Les .....1984-1986  
 Strutton, Michael .....1984  
 \*Stynes, Chris .....1995-1997  
 \*Sudakis, Bill .....1976  
 \*Sullivan, John .....1970-1971  
 Sullivan, Juan Carlos .....2015  
 \*Sullivan, Scott .....2005  
 Suomi, John .....2009  
 \*Suppan, Jeff .....2011  
 \*Susac, Andrew .....2019  
 \*Sutton, Larry .....1997, 1999  
 \*Suzuki, Mac .....2002  
 \*Swaggerty, Bill .....1987-1988  
 \*Swarzak, Anthony .....2021  
 \*Sweeny, Mike .....1996-1997, 2002-2003, 2006-2007

## T

Tabor, Scott .....1986  
 Tamayo, Danny .....2005-2007  
 \*Tankersley, Dennis .....2005  
 \*Tapia, Domingo .....2021  
 \*Taveras, Willy .....2013  
 \*Taylor, Carl .....1971-1972  
 \*Taylor, Dwight .....1986-1987  
 \*Teaford, Everett .....2010-2013  
 \*Teahen, Mark .....2004-2006  
 \*Tejeda, Rob .....2009, 2011  
 \*Tepesch, Nick .....2016  
 \*Terrell, Jerry .....1980  
 \*Teixeira, Kanekoa .....2011  
 \*Thomas, Andrés .....1991

*Thompson, Brad .....	2010
*Thompson, Rich .....	1988
Thompson, Sean .....	2007
*Thomson, John .....	2007
*Thorman, Scott .....	2009-2010
*Throop, George .....	1975-1978
*Thurman, Corey .....	2001
*Thurman, Gary .....	1986-1990
*Tolleson, Steven .....	2016
*Tomko, Brett .....	2014
Tomlinson, Goef .....	2000
*Tonis, Mike .....	2000
*Torres, Dilson .....	1995-1996
*Torres, Ramón .....	2016-2018
*Torres, Rusty .....	1980
Toth, Robert .....	1995-1997
Toups, Corey .....	2017-2018
Tracy, Chad .....	2013
Tresemmer, Mike .....	1990
*Triggs, Andrew .....	2014
*Troncoso, Ramón .....	2014
*Truby, Chris .....	2005
*Tsao, Chin-hui .....	2008
Tschepikow, Ben .....	2009
*Tucker, Eddie .....	1996
*Tucker, Michael .....	1994-1995
*Tufts, Bob .....	1982-1983
*Tupman, Matt .....	2006-2009
Turman, Jason .....	2003
*Turner, Chris .....	1998
*Turner, Matt .....	1998
*Twitty, Jeff .....	1980-1981

U

*Ugueto, Luis .....	2005
Ullery, David .....	2001, 2003-2004
*Unroe, Tim .....	1999

V

*Valdespino, Sandy .....	1970-1972
*Valencia, Danny .....	2014
*Valera, Julio .....	1996
*Valle, Hector .....	1971
Van Blaricom, Mark .....	1986
*Van Hekken, Andy .....	2006
Van Poppel, Todd .....	1997
*Vargas, Jason .....	2016
Vasquez, Aguedo .....	1988
Vasquez, Luis .....	2018
*Vasto, Jerry .....	2018
*Vaughan, Charlie .....	1970
*Venafro, Mike .....	2004
*Ventura, Yordano .....	2013, 2015
*Veras, Dario .....	1999
*Verdugo, Ryan .....	2012-2014
*Veras, Randy .....	1997
Villegas, Luis .....	2016-2018
*Viloria, Meibrys .....	2021
Vindivich, Paul .....	1993
Vines, Jace .....	2017, 2021
*Vitiello, Joe .....	1994-1999
*Voyles, Brad .....	2002-2004

W

*Wade, Cory .....	2014
*Waechter, Doug .....	2009
*Wagner, Héctor .....	1991
Walker, Hugh .....	1990
*Walker, Jaime .....	1998-2000
Walker, Scott .....	2005
*Walrond, Les .....	2003-2004
*Walter, Gene .....	1990
*Walters, P.J. .....	2014
*Walters, Zach .....	2017

*Ward, Jay .....	1971
*Warden, Jon .....	1969
*Warren, Mike .....	1986
*Washington, U L .....	1975-1977
Wathan, Derek .....	2007
*Wathan, Dusty .....	2002
*Wathan, John .....	1972, 1975-1976
*Watkins, Pat .....	2001
*Watkins, Scott .....	1997
Weiss, Erich .....	2019
*Welchel, Don .....	1987-1988
*Wellman, Brad .....	1982
*Wengert, Don .....	1999
*Werth, Dennis .....	1982
*Wheeler, Dan .....	2013
*White, Frank .....	1973
*White, Matt .....	2004
Whittleman, John .....	2011
*Wickersham, Dave .....	1969
Wieser, Daniel .....	1982
*Wilkerson, Curt .....	1994
Wilkerson, Marty .....	1984-1986
Wilkerson, Wes .....	2005
*Wilkinson, Bill .....	1990
*Willhite, Nick .....	1970
*Williams, Mark .....	1974-1975
*Williams, Mike .....	1977
*Williams, Mitch .....	1997
*Wills, Frank .....	1982-1984
*Wilson, Craig .....	1993
*Wilson, Craig F. .....	2001
*Wilson, Kris .....	1999, 2001, 2003-2004
*Wilson, Willie .....	1977
*Winters, Matt .....	1987, 1989
*Witt, Bobby Jr. .....	2021
*Wolhofford, Jim .....	1972-1973
*Wood, Blake .....	2010-2011, 2014
*Wood, Brandon .....	2013
*Wood, Mike .....	2005-2006
*Wotus, Ron .....	1987
Wright, Gary .....	1976-1978
*Wright, Jamey .....	2003-2004
*Wright, Jim .....	1982
*Wright, Ken .....	1971-1972
Wright, Matt .....	2007-2009
Wright, Steve .....	1969-1970

Y

*Yabuta, Yasuhiko .....	2008-2009
Yambati, Robinson .....	2015
*Yan, Esteban .....	2006
*Yarnall, Eddie .....	2006
Ynoa, Michael .....	2019
*York, Jim .....	1970
*Young, Curt .....	1992
*Young, Ernie .....	1998
*Young, Kevin .....	1996
Yuhás, Vinnie .....	1982-1984

Z

*Zachary, Chris .....	1969-1970
*Zaun, Gregg .....	2000-2001
*Zawadzki, Lance .....	2011
*Zdeb, Joe .....	1976, 1978-1979
*Zerpa, Angel .....	2021
*Zimmer, Kyle .....	2017, 2019, 2021
*Zimmerman, Jordan .....	2002
Zimmerman, Mike .....	1997
*Zuber, Tyler .....	2021
Zupcic, Bob .....	1996
Zuvella, Paul .....	1990-91

## All-Time Managers & Coaches (1969-2021)

Includes all 19 managers and 36 coaches (alphabetical order) in franchise history. Managers and coaches in **BOLD** are members of the current coaching staff.

### MANAGERS

Boles, John	.....1986
Cox, Jeff	.....1992-1994
Dent, Bucky	.....2002
Ezell, Glenn	.....1988
Funk, Frank	.....1986-1987
Gardner, Billy	.....1975-1976
Jirschele, Mike	.....1995-1997, 2003-2013
Johnson, Ron	.....1998-1999
Lamont, Gene	.....1984-1985
McKeon, Jack	.....1969-1972
MacKenzie, Gordon	.....1979
Malmberg, Harry	.....1973-1974
Mizerock, John	.....2000-2001
Poldberg, Brian	.....2014-2021
Rende, Sal	.....1989-1991
Sparks, Joe	.....1980-1983
Sullivan, John	.....1977-1978
<b>Thorman, Scott</b>	..... <b>2022-pres.</b>
Wathan, John	.....1987

### HITTING COACHES

Bradshaw, Terry	.....2004-2008
<b>Buchanan, Brian</b>	..... <b>2018-pres.</b>
Burgmeier, Tom	.....2006-2009
Dauer, Rich	.....1993
Garrett, Adrian	.....1987
Gregg, Tommy	.....2009-2017
Herold, Bob	.....1992, 1999
Hosey, Steve	.....1998
Leius, Scott	.....2000
Lezcano, Sixto	.....1996
Long, Kevin	.....2002-2003
Poldberg, Brian	.....1991
Poquette, Tom	.....1988-1990, 1994-1995, 2001
Washington, U L	.....1996, 1998

### PITCHING COACHES

Alvarez, Mike	.....1993-1997
Brewer, Mark	.....2005
Carter, Larry	.....2013-2014
Cram, Jerry	.....1980-1984
Cumberland, John	.....2002
Dubee, Rich	.....1985, 1988-1990
Funk, Frank	.....1986-1987
Hansen, Guy	.....1991
Hawkins, Andy	.....2016-2019
Henry, Doug	.....2010-2012
Horlen, Joel	.....1992
<b>Johnson, Dane</b>	..... <b>2021-pres.</b>
Lance, Gary	.....1998-1999
LaRoche, Dave	.....2002-2004
Mahler, Rick	.....2000-2001
Nipper, Al	.....2015

### ASSISTANT/BENCH COACHES

LaRoche, Andy	.....2018
Nelson, Brandon	.....2021
Nelson, Chris	.....2017
<b>Powers, Ryan</b>	..... <b>2022-pres.</b>
<b>Shields, Tommy</b>	..... <b>2022-pres.</b>

## All-Time Field Staff (1969-2021)

<b>1969</b>	
Manager	..... Jack McKeon
<b>1970</b>	
Manager	..... Jack McKeon
<b>1971</b>	
Manager	..... Jack McKeon
<b>1972</b>	
Manager	..... Jack McKeon
<b>1973</b>	
Manager	..... Harry Malmberg
<b>1974</b>	
Manager	..... Harry Malmberg
<b>1975</b>	
Manager	..... Billy Gardner
<b>1976</b>	
Manager	..... Billy Gardner
<b>1977</b>	
Manager	..... John Sullivan
<b>1978</b>	
Manager	..... John Sullivan
<b>1979</b>	
Manager	..... Gordon MacKenzie
<b>1980</b>	
Manager	..... Joe Sparks
Pitching Coach	..... Jerry Cram
<b>1981</b>	
Manager	..... Joe Sparks
Pitching Coach	..... Jerry Cram
<b>1982</b>	
Manager	..... Joe Sparks
Pitching Coach	..... Jerry Cram
<b>1983</b>	
Manager	..... Joe Sparks
Pitching Coach	..... Jerry Cram
<b>1984</b>	
Manager	..... Gene Lamont
Pitching Coach	..... Jerry Cram
<b>1985</b>	
Manager	..... Gene Lamont
Pitching Coach	..... Rich Dubee
<b>1986</b>	
Manager	..... John Boles/Frank Funk
Pitching Coach	..... Frank Funk
<b>1987</b>	
Manager	..... John Wathan/Frank Funk
Pitching Coach	..... Frank Funk
Hitting Coach	..... Adrian Garrett
<b>1988</b>	
Manager	..... Glenn Ezell
Hitting Coach	..... Tom Poquette
Pitching Coach	..... Rich Dubee
<b>1989</b>	
Manager	..... Sal Rende
Hitting Coach	..... Tom Poquette
Pitching Coach	..... Rich Dubee
<b>1990</b>	
Manager	..... Sal Rende
Hitting Coach	..... Tom Poquette
Pitching Coach	..... Rich Dubee
<b>1991</b>	
Manager	..... Sal Rende
Hitting Coach	..... Brian Poldberg
Pitching Coach	..... Guy Hansen
<b>1992</b>	
Manager	..... Jeff Cox
Hitting Coach	..... Bob Herold
Pitching Coach	..... Joel Horlen

<b>1993</b>	Manager..... Jeff Cox
	Hitting Coach..... Rich Dauer
	Pitching Coach..... Mike Alvarez
<b>1994</b>	Manager..... Jeff Cox
	Hitting Coach..... Tom Poquette
	Pitching Coach..... Mike Alvarez
<b>1995</b>	Manager..... Mike Jirschele
	Hitting Coach..... Tom Poquette
	Pitching Coach..... Mike Alvarez
<b>1996</b>	Manager..... Mike Jirschele
	Hitting Coach..... Sixto Lezcano
	Pitching Coach..... Mike Alvarez
<b>1997</b>	Manager..... Mike Jirschele
	Hitting Coach..... U L Washington
	Pitching Coach..... Mike Alvarez
<b>1998</b>	Manager..... Ron Johnson
	Pitching Coach..... Gary Lance
<b>1999</b>	Manager..... Ron Johnson
	Hitting Coach..... Bob Herold
	Pitching Coach..... Gary Lance
<b>2000</b>	Manager..... John Mizerock
	Hitting Coach..... Scott Leius
	Pitching Coach..... Rick Mahler
<b>2001</b>	Manager..... John Mizerock
	Hitting Coach..... Tom Poquette
	Pitching Coach..... Rick Mahler
<b>2002</b>	Manager..... Bucky Dent
	Hitting Coach..... Kevin Long
	Pitching Coach..... John Cumberland/Dave LaRoche
<b>2003</b>	Manager..... Mike Jirschele
	Hitting Coach..... Kevin Long
	Pitching Coach..... Dave LaRoche
<b>2004</b>	Manager..... Mike Jirschele
	Hitting Coach..... Kevin Long
	Pitching Coach..... Dave LaRoche
<b>2005</b>	Manager..... Mike Jirschele
	Hitting Coach..... Kevin Long
	Pitching Coach..... Mike Brewer
<b>2006</b>	Manager..... Mike Jirschele
	Hitting Coach..... Terry Bradshaw
	Pitching Coach..... Tom Burgmeier
<b>2007</b>	Manager..... Mike Jirschele
	Hitting Coach..... Terry Bradshaw
	Pitching Coach..... Tom Burgmeier

<b>2008</b>	Manager..... Mike Jirschele
	Hitting Coach..... Terry Bradshaw
	Pitching Coach..... Tom Burgmeier
<b>2009</b>	Manager..... Mike Jirschele
	Hitting Coach..... Tommy Gregg
	Pitching Coach..... Tom Burgmeier
<b>2010</b>	Manager..... Mike Jirschele
	Hitting Coach..... Tommy Gregg
	Pitching Coach..... Doug Henry
<b>2011</b>	Manager..... Mike Jirschele
	Hitting Coach..... Tommy Gregg
	Pitching Coach..... Doug Henry
<b>2012</b>	Manager..... Mike Jirschele
	Hitting Coach..... Tommy Gregg
	Pitching Coach..... Doug Henry
<b>2013</b>	Manager..... Mike Jirschele
	Hitting Coach..... Tommy Gregg
	Pitching Coach..... Larry Carter
<b>2014</b>	Manager..... Brian Poldberg
	Hitting Coach..... Tommy Gregg
	Pitching Coach..... Larry Carter
<b>2015</b>	Manager..... Brian Poldberg
	Hitting Coach..... Tommy Gregg
	Pitching Coach..... Al Nipper
<b>2016</b>	Manager..... Brian Poldberg
	Hitting Coach..... Tommy Gregg
	Pitching Coach..... Andy Hawkins
<b>2017</b>	Manager..... Brian Poldberg
	Hitting Coach..... Tommy Gregg
	Pitching Coach..... Andy Hawkins
	Assistant Coach..... Chris Nelson
<b>2018</b>	Manager..... Brian Poldberg
	Hitting Coach..... Brian Buchanan
	Pitching Coach..... Andy Hawkins
	Assistant Coach..... Andy LaRoche
<b>2019</b>	Manager..... Brian Poldberg
	Hitting Coach..... Brian Buchanan
	Pitching Coach..... Andy Hawkins
<b>2021</b>	Manager..... Brian Poldberg
	Hitting Coach..... Brian Buchanan
	Pitching Coach..... Dane Johnson
	Development Coach..... Brandon Nelson
<b>2022</b>	Manager..... Scott Thorman
	Hitting Coach..... Brian Buchanan
	Pitching Coach..... Dane Johnson
	Bench Coach..... Tommy Shields
	Asst. Hitting Coach..... Ryan Powers

## OMAHA PLAYERS TO BECOME OMAHA MANAGER

PLAYER/MANAGER	SEASONS AS PLAYER (GAMES PLAYED)	SEASONS AS MANAGER
John Wathan	1972, 1975-1976 (146)	1987
Ron Johnson	1981-1983 (329)	1998-1999
Jeff Cox	1982-1983 (74)	1992-1994
Brian Poldberg	1983-1985 (179)	2014-2021
Mike Jirschele	1988-1989 (22)	1995-1997, 2003-2014
Scott Thorman	2009-2010 (222)	2022-pres.



# GENERAL INFORMATION



2 0 2 2   M E D I A   G U I D E

# WERNER PARK



GENERAL INFORMATION

<b>Initial Agreement by Sarpy County/Omaha Royals LP</b> .....	March 17, 2009
<b>126th Street/Highway 370 Site Chosen</b> .....	June 1, 2009
<b>Groundbreaking Ceremony</b> .....	August 12, 2009
<b>Sod Planted at Ballpark</b> .....	September 15, 2010
<b>Werner Park Naming</b> .....	November 11, 2010
<b>First Game</b> .....	April 8, 2011
<i>Papillion-La Vista High School vs. Papillion-La Vista South High School</i>	
<b>First Storm Chasers Game</b> .....	April 16, 2011
<i>Nashville Sounds vs. Omaha Storm Chasers</i>	
<i>(originally scheduled for April 15, 2011, but postponed due to rain)</i>	
<b>Surface</b> .....	Natural Grass
<b>Number of Fixed Seats</b> .....	6,254
<b>Stadium Capacity</b> .....	9,023
<i>Leonard Management Berm, Jack Daniel's Club, suites, and standing room only areas make up remainder of total ballpark capacity</i>	
<b>Number of Luxury Suites (capacity: 18 per suite)</b> .....	13
<i>George Brett Suite</i>	
<i>Omaha Steaks Field Level Suite (located in LF)</i>	
<b>Number of Concession Stands</b> .....	16
<b>Main Concession Stands</b> .....	5
<b>Portable Concession Stands</b> .....	11
<b>Dimensions</b>	
<b>Left Field</b> .....	310 feet
<b>Center Field</b> .....	402 feet
<b>Right Field</b> .....	315 feet
<b>Leonard Management Bullpens</b> .....	Behind CF, out of play

# BROADCAST INFORMATION

## RADIO

All 150 games of the Storm Chasers 2022 season can be heard locally on 1180 The Zone (1180 AM), the radio home of the Omaha Storm Chasers. Fans can also listen live online at 1620TheZone.com and via the MiLB First Pitch app, which is available for download on Google Play or the Apple App Store. Each broadcast will begin 20 minutes prior to first pitch with the Sarpy County Tourism Pregame Show and conclude with the Storm Chasers Postgame Show presented by the City of Papillion.

## VIDEO STREAMING

All 150 Storm Chasers games, including all 75 home games, are available to stream live with a subscription on MiLB.TV. Fans can subscribe to MiLB.TV to watch live or on-demand on phones, tablets, or computers via the MiLB First Pitch app, available from Google Play or the Apple App Store.

## BROADCASTER



Jake Eisenberg joined the Storm Chasers ahead of the canceled 2020 season and enters his second season as the team's play-by-play broadcaster for all home and road games. 2022 marks Jake's fifth season on the air in Minor League Baseball.

Prior to coming to Omaha, Jake spent the 2019 season as the broadcast and media relations assistant for the Richmond Flying Squirrels (Double-A, San Francisco), where he called home games and select road games, hosted the broadcast's pre- and post-game shows, co-hosted a bi-weekly television show—Flying Squirrels Insider—on VPM, and was part of the radio broadcast team for the 2019 Eastern League All-Star Game. His other prior stops in Minor League Baseball include the Winston-Salem Dash (High-A, Chicago-AL) during the 2018 season and the Brooklyn Cyclones (SS-A, New York-NL) in 2017.

In addition to his work on the air in Minor League Baseball, Jake works as a freelance play-by-play broadcaster for the Big East Digital Network and Creighton athletics while also calling various collegiate events on ESPN+ and ACC Network Extra. He has also previously worked as a college football and basketball studio host at Learfield IMG College in Winston-Salem, N.C.

A Port Washington, N.Y., native, Jake began his broadcasting career at the University of Maryland, where he called a variety of Maryland events for Big Ten Network+ and WMUC Sports—the student radio station—until he graduated in May of 2017. In 2015, he helped create the Maryland Baseball Network, a multi-platform home for Maryland Baseball that features radio broadcasts of each game. His broadcast experience also includes a season as a broadcaster for the Chatham Anglers of the Cape Cod Baseball League in 2016.

Jake currently lives in Omaha with his fiancée, Jen. You can follow him on Twitter and Instagram at [@JakeEisenberg\\_](#) and reach him via e-mail at [JakeE@OmahaStormChasers.com](mailto:JakeE@OmahaStormChasers.com).

## FRANCHISE OWNERSHIP HISTORY

**1969:** Kansas City Royals place team-owned club in Omaha.

**1986:** Gus Cherry purchases the Omaha Royals from the Kansas City Royals.

**1991:** Union Pacific Railroad, Warren Buffett, and Walter Scott purchase the Omaha Royals from Gus Cherry on October 1.

**2001:** Matt Minker purchases the majority share of the Omaha Royals from Union Pacific, with

Warren Buffett and Walter Scott keeping their shares.

**2006:** Bill Shea purchases the majority share of the Omaha Royals from Matt Minker on March 8, 2006, with Warren Buffett and Walter Scott keeping their shares.

**2012:** Alliance Baseball Omaha, led by Gary Green, purchases the Omaha Storm Chasers on June 20, 2012, as Warren Buffett and Walter Scott both exit ownership of the franchise.

STORM CHASERS ORGANIZATION

2022 OMAHA STORM CHASERS

2021 SEASON IN REVIEW

LEAGUE INFORMATION

ROYALS ORGANIZATION

HISTORY & RECORDS

PLAYER & COACH DATABASE

GENERAL INFORMATION

# MEDIA INFORMATION & GUIDELINES

**Media Entry:** Enter the complex from 120th St., go west on Ballpark Way and use Entrance A. Media parking is available in Lot F3. The media entrance to the ballpark is located to the left of the ticket office and will call area. Media will be allowed into the ballpark no more than four hours prior to first pitch and must exit the ballpark no later than 90 minutes following the conclusion of any postgame interviews.

**Media Credentials:** Members of the media can request a full-season or daily credential by submitting the credential request form online at [omahastormchasers.com/ballpark/media/media-information](http://omahastormchasers.com/ballpark/media/media-information) or by emailing **Director of Marketing and Communications Justin Rolfe** at [JustinR@omahastormchasers.com](mailto:JustinR@omahastormchasers.com). Daily credentials must be requested no later than 24 hours prior to first pitch of the game in question. Credential requests will be reviewed and issued based on available space and scheduling, and at the discretion of the Omaha Storm Chasers Media Relations Department. Press box access will only be granted to credentialed personnel. Media credentials are not transferrable. In order to be issued a credential, all media members must sign, date, and return the 2022 Terms and Conditions of Credentials for Professional Development League Events form prior to their first day of coverage. The form can be found online at [omahastormchasers.com/ballpark/media/media-information](http://omahastormchasers.com/ballpark/media/media-information) or by emailing **Director of Marketing and Communications Justin Rolfe** at [JustinR@omahastormchasers.com](mailto:JustinR@omahastormchasers.com). While within Werner Park, credentialed personnel are subject to the policies, procedures, directions and/or supervision of the Omaha Storm Chasers, MLB PDL and/or the ballpark owner/operator or their designated agents, including, without limitation, policies and protocols regarding security, bags, and health and safety. By receiving a media credential, a media member agrees to observe all MLB, MiLB and Club rules; any applicable government orders in a local market; and other precautionary steps that are in place to preserve health and safety. Failure to comply with any health and safety initiatives will result in a revocation of credential.

**Other Acceptable Credentials:** The Omaha Storm Chasers will also honor credentials from the Kansas City Royals, Major League Baseball, Minor League Baseball, and the Baseball Writers' Association of America. Media members with these credentials must notify the Omaha Storm Chasers with the date(s) of their coverage no later than 24 hours before first pitch to allow for proper spacing in the Steve Pivovar Press Box.

**Credential Pickup:** Members of the media that have been issued a credential for that day's game will be notified and can pick up their credential from the Will Call window at Werner Park located to the left of the main gate upon arrival to the ballpark for the credentialed game. Those granted a full-season credential can pick up their credential prior to any scheduled home game.

**Gameday Documents:** Media members can digitally access daily game notes, Storm Chasers rosters, broadcast information, credential information, pregame interviews, game highlights, and the 2022 Omaha Storm Chasers Media Guide via the Storm Chasers Online Media Portal. To access the online media portal, visit [milb.com/omaha/ballpark/media](http://milb.com/omaha/ballpark/media). Limited printed copies of gameday documents will be made available. Please contact **Broadcast and Communications Coordinator Jake Eisenberg** at [JakeE@omahastormchasers.com](mailto:JakeE@omahastormchasers.com) with any questions or issues. Content available on the Online Media Portal is the property of the Omaha Storm Chasers and may not be reproduced without the express written consent of the Omaha Storm Chasers. Media members which wish to be included in daily email communication of gameday documents and/or press releases can request to be added to the Storm Chasers media list.

**COVID-19 Vaccination Policy:** In accordance with Major League Baseball, media members that present proof of full vaccination against COVID-19 as defined by the Center for Disease Control are not required to wear a mask on the field during pre- or post-game coverage. Vaccination policies are subject to change at the discretion of Major League Baseball and as a result of an evaluation in the Center for Disease Control's definition of a "fully-vaccinated individual."

**Restricted Areas:** Credentialed media members will not be permitted in Restricted Areas as designated by Major League Baseball, which for 2022 include clubhouses, locker rooms, training rooms, and weight rooms. Restricted areas are subject to change at the discretion of Major League Baseball.

**Photographers and Videographers:** Credentialed photographers and videographers will have access to dugout camera wells on the first and third base side of Werner Park, subject to the COVID-19 Vaccination Policy as outlined above. There will be no on-field access during play. Media members with a credential for photography or videography are granted a non-exclusive and non-transferable license to take photographs of Storm Chasers events for use in connection with news coverage of Storm Chasers events by credentialed entity.

**Interview Policy and Availability:** All interviews—including postgame interviews—with players, coaches, and other team personnel will be coordinated daily and/or upon request. Requests can be submitted to a member of the Omaha Storm Chasers Media Relations Department and will be granted at the discretion of the Omaha Storm Chasers Media Relations Department. Credentialed media who request an exclusive interview with a specific player or coach must do so at least 48 hours in advance. Interview requests do not guarantee availability. Starting pitchers will not be made available for pregame interviews the day of their start.

**Social Media/Live Streaming:** In accordance with Major League Baseball rules, unauthorized live streaming of in-game action via social media or any other platform is prohibited.

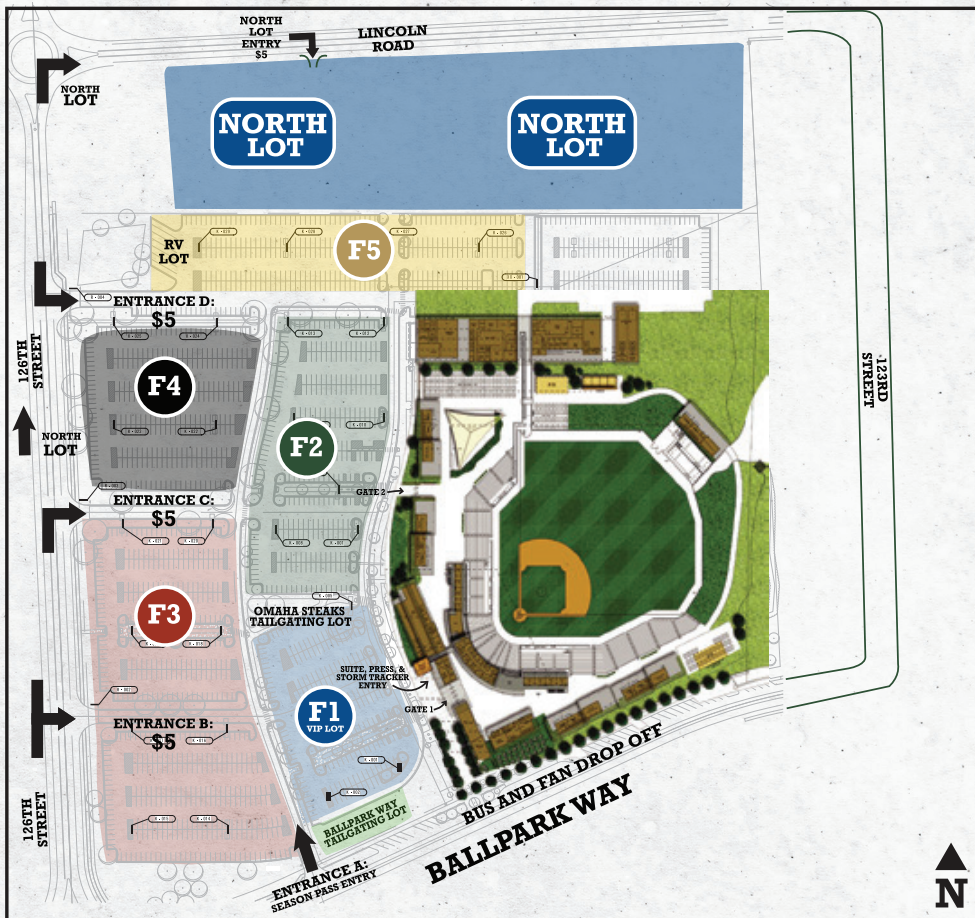
**Autographs:** The use of the credential for the purpose of obtaining autographs is strictly prohibited. Seeking or obtaining autographs from any player, personnel, public figure or other individual within or adjacent to the ballpark shall subject the bearer of said credential to the immediate and permanent revocation of their credential.

*All policies and guidelines are subject to change at the discretion of the Omaha Storm Chasers and Major League Baseball.*

## BATTING PRACTICE AND INFIELD TIMES

GAME TIME (CT)	HOME INFIELD	HOME BP	VISITOR BP	VISITOR INFIELD
11:05 a.m.	8:20-8:30 a.m.	8:30-9:15 a.m.	9:15-10:00 a.m.	10:00-10:10 a.m.
12:05 p.m.	9:15-9:30 a.m.	9:30-10:15 a.m.	10:15-11:00 a.m.	11:00-11:15 a.m.
2:05 p.m.	11:00-11:15 a.m.	11:15 a.m.-12:15 p.m.	12:15-1:00 p.m.	1:00-1:15 p.m.
5:05 p.m.	2:00-2:15 p.m.	2:15-3:15 p.m.	3:15-4:00 p.m.	4:00-4:15 p.m.
6:05 p.m.	3:00-3:15 p.m.	3:15-4:15 p.m.	4:15-5:00 p.m.	5:00-5:15 p.m.
6:35 p.m.	3:30-3:45 p.m.	3:45-4:45 p.m.	4:45-5:30 p.m.	5:30-5:45 p.m.
7:05 p.m.	4:00-4:15 p.m.	4:15-5:15 p.m.	5:15-6:00 p.m.	6:00-6:15 p.m.





## WERNER PARK PARKING LOTS

**ENTRANCE A: SEASON PASS/MEDIA**

**ENTRANCE B: \$5**

**ENTRANCE C: \$5**

**ENTRANCE D: \$5**

**NORTH LOT: \$5**

 **HANDICAPPED PARKING AVAILABLE IN ENTRANCES C AND D.**



# 2022 SCHEDULE



	SUN	MON	TUE	WED	THU	FRI	SAT
APRIL						1	2
	3	4	5 6:05	6 12:35	7 6:05	8 6:05	9 5:35
	10 12:35	11	12 6:35	13 6:35	14 6:35	15 6:35	16 6:35
	17 2:05	18	19 6:05	20 11:05	21 6:45	22 7:05	23 3:05
	24 2:05	25	26 12:05	27 6:35	28 6:35	29 6:35	30 6:35

	SUN	MON	TUE	WED	THU	FRI	SAT
MAY	1 2:05	2	3 11:05	4 6:35	5 6:35	6 6:35	7 6:35
	8 2:05	9	10 6:38	11 12:08	12 12:08	13 7:08	14 6:08
	15 1:08	16	17 6:35	18 6:35	19 6:35	20 6:35	21 6:35
	22 2:05	23	24 5:05	25 10:05	26 5:35	27 6:05	28 6:05
	29 5:05	30	31 7:05				

	SUN	MON	TUE	WED	THU	FRI	SAT
JUNE				1 7:05	2 7:05	3 7:05	4 7:05
	5 5:05	6	7 7:05	8 7:05	9 7:05	10 7:05	11 7:05
	12 5:05	13	14 6:38	15 12:08	16 6:38	17 7:08	18 6:08
	19 1:08	20	21 12:05	22 7:05	23 7:05	24 7:05	25 7:05
	26 2:05	27	28 7:07	29 1:07	30 7:07		

	SUN	MON	TUE	WED	THU	FRI	SAT
JULY						1 7:07	2 6:07
	3 6:07	4 7:05	5	6 7:05	7 7:05	8 7:05	9 7:05
	10 5:05	11	12 6:05	13 6:05	14 6:05	15 6:05	16 5:05
	17 12:05	18	19	20	21	22 7:05	23 5:05
	24 5:05	25 11:05	26 5:35	27 11:00	28 5:35	29 5:35	30 5:35

	SUN	MON	TUE	WED	THU	FRI	SAT
AUGUST		1	2 7:05	3 7:05	4 7:05	5 7:05	6 7:05
	7 5:05	8	9 6:05	10 6:05	11 6:05	12 6:05	13 6:05
	14 3:05	15	16 5:35	17 5:35	18 5:35	19 6:05	20 6:05
	21 12:05	22	23 7:05	24 7:05	25 7:05	26 7:05	27 7:05
	28 2:05	29	30 7:07	31 7:07			

	SUN	MON	TUE	WED	THU	FRI	SAT
SEPTEMBER					1 7:07	2 7:07	3 7:07
	4 5:07	5	6 6:35	7 6:35	8 6:35	9 6:35	10 6:35
	11 2:05	12	13 5:15	14 5:15	15 5:15	16 6:05	17 6:05
	18 12:05	19	20 6:35	21 6:35	22 6:35	23 6:35	24 6:35
	25	26 7:07	27 7:07	28 7:07	29	30	

HOME AWAY FIREWORKS

COL - COLUMBUS CLIPPERS    IND - INDIANAPOLIS INDIANS    IOW - IOWA CUBS    LHV - LEHIGH VALLEY IRONPIGS  
 LOU - LOUISVILLE BATS    MEM - MEMPHIS REDBIRDS    ROC - ROCHESTER RED WINGS    STP - ST. PAUL SAINTS  
 SWB - SCRANTON/WILKES-BARRE RAILRIDERS    SYR - SYRACUSE METS    TOL - TOLEDO MUD HENS

OMAHASTORMCHASERS.COM