



**SOD
POODLES
BASEBALL
CLUB**

NEWS & NOTES

HODGETOWN

715 S. BUCHANAN ST

AMARILLO, TEXAS 79101

806-803-7762

TWITTER: @SODPOODLES

Sod Poodles PR Department: Director, Cory Hilborne - CoryH@SodPoodles.com, 806-803-9614

Wichita Wind Surge (35-50, 7-10)

RHP David Festa (2-2, 5.03 ERA)

VS.

Amarillo Sod Poodles (46-40, 12-5)

RHP Luke Albright (5-3, 5.47 ERA)

Thursday, July 20, 2023 • 7:05 PM CT • HODGETOWN • Radio: KVWE-102.9 FM • Game 87 • Home Game 42

UPCOMING GAMES

DAY	DATE	OPPONENT	PROBABLE PITCHERS	TIME (CT)	RADIO
Fri	July 21	vs WCH	RHP Marco Raya (0-0, 3.18 ERA) vs. RHP Jamison Hill (4-4, 4.89 ERA)	7:05 PM	KVWE-102.9 FM
Sat	July 22	vs WCH	RHP Travis Adams (2-6, 5.97 ERA) vs. LHP Yu-Min Lin (1-0, 0.00 ERA)	7:05 PM	KVWE-102.9 FM
Sun	July 23	vs WCH	LHP Aaron Rozek (1-3, 6.91 ERA) vs. LHP Deyni Olivero (5-5, 9.53 ERA)	6:05 PM	KVWE-102.9 FM

SEASON RESULTS

Date	Site	Result
7/18	vs WCH	W, 10-7
7/19	vs WCH	W, 7-5
7/20	vs WCH	
7/21	vs WCH	
7/22	vs WCH	
7/23	vs WCH	

WICHITA SERIES CAPSULE

2023 at Home: 2-0
2023 on Road: 0-0
All-Time at Home: 5-3
All-Time on Road: 7-5
All-Time Totals: 12-8

STREAKS

Last 5 Games: 4-1
Last 10 Games: 7-3
Longest 2023 Winning Streak: 7
Longest 2023 Losing Streak: 4 (2x)
All-Time W/L: 244-235

LEAGUE STANDINGS

TEXAS LEAGUE 2ND HALF

North (W-L-PCT-GB)			
ARKANSAS	10-6	.625	—
NW ARKANSAS	8-8	.500	2.0
SPRINGFIELD	8-9	.471	2.5
WICHITA	7-10	.412	3.5
TULSA	6-11	.353	4.5

South (W-L-PCT-GB)			
AMARILLO	12-5	.706	—
MIDLAND	10-7	.588	2.0
CORPUS CHRISTI	8-9	.471	4.0
FRISCO	8-9	.471	4.0
SAN ANTONIO	7-10	.412	5.0

OVERALL

North (W-L-PCT-GB)			
*ARKANSAS	55-30	.647	—
TULSA	47-39	.547	8.5
SPRINGFIELD	42-44	.488	13.5
NW ARKANSAS	37-48	.435	18.0
WICHITA	35-50	.412	20.0

South (W-L-PCT-GB)			
AMARILLO	46-40	.535	—
*SAN ANTONIO	44-42	.512	2.0
MIDLAND	42-44	.488	4.0
CORPUS CHRISTI	41-45	.477	5.0
FRISCO	39-46	.459	6.5

* Clinched 1st half

TEAM LEADERS

AVERAGE: 262 - Vukovich
HITS: 74 - Vukovich
2B: 16 - Lawlar
TRIPLES: 5 - Roberts
HOME RUNS: 16 - Vukovich
RBI: 60 - Vukovich
OPS: .882 - Roberts
STOLEN BASES: 27 - Lawlar
SO (P): 95 - Albright
SAVES: 7 - Backhus
ERA: 3.10 - Pope
WINS: 5 - Albright

ATTENDANCE

Last: 3,885
Total: 208,923
Average: 5,498
No. of Sellouts: 17

VUK NUKE: A.J. Vukovich broke out of a mini-slump in a big way. After going 1-for-16 in his previous three-plus games heading into his at-bat in the seventh inning, the no.-11 prospect swatted his team-leading 16th home run and his first since his three-HR game on July 3 vs. Tulsa. His 16 home runs are now tied for second-most in the organization behind Ivan Melendez and his 22 home runs in 2023. Vukovich added another hit and RBI to give him 60 on the season which is now tied for the second most by a D-backs' minor leaguer with former Sod Poodle and current Reno Ace, Tristin English.

POWER SURGE: Deyvison De Los Santos started his own home run streak with a solo shot in the bottom of the second inning. His second round-tripper in as many games gives him nine on the year. The D-backs' no. 4 rated prospect is also now riding a seven-game hit streak dating back to June 29. During the span, De Los Santos is hitting .400 (12-for-30) and has five multi-hit efforts after his 2-for-4 night at the plate Wednesday. This marks his first consecutive game HR streak this season and first since leaving the yard in back-to-back games on July 30-31, 2022 with High-A Hillsboro.

THREE HITS AND YOU'RE HOT: Jordan Lawlar continues to collect hits for Amarillo. The D-backs' top-rated prospect recorded three hits, going 3-for-five with two doubles and a pair of runs scored. The two two-baggers set a new season-high for Lawlar. It was his fourth three-hit game of the year and 12th multi-hit game over his last 31 games since June 3. Over the stretch, Lawlar now has a hit in 26-of-31 games with 10 doubles, two triples, seven home runs, 18 RBI, and has crossed the plate 35 times. Since hitting a season-low of .162 through his first 32 games, Lawlar is hitting .321 over his last 38 games played.

OH K CHAD: Chad Patrick turned in a quality start for Amarillo on the bump. The right-hander fanned six over his 6.0 IP allowing just two runs coming on five hits. The six-strikeout performance was the most in a start for Patrick since June 14 against San Antonio when he punched out eight to set his season-high. It was Patrick's fourth quality start of the year, tying Luke Albright for the most quality starts by an Amarillo pitcher this year. All four of his quality outings have come in his last nine starts since May 27th.

HODGE YOU DUZE: With yet another multi-hit game at HODGETOWN, Sod Poodles infielder Camden Duzenack has raised his batting average to .421 (24-for-57) in 16 games played at home this season. The Texas native also added his 12th RBI in front of the home crowd this season. Duzenack has been impressive now matter the venue, raising his season AVG to .352 through 36 Double-A games in 2023 after his 2-for-4 night on Wednesday.

NEY NOW: Despite his home run streak coming to an end at three games, Neyfy Castillo still extended his current hit streak to four games with a RBI single in the fourth. In nine games to begin July, Castillo is currently hitting .303 (10-for-33) with four home runs, three doubles, 10 RBI, and eight runs scored.

BACKEND BULLIES: **Conor Grammes** picked up his third win of the year while **Kyle Backhus** added his seventh save after combining for the final 2.2 IP to secure the win. **Grammes** moves to 3-2 on the season with his first win since June 1st against Springfield. The right-hander earned wins in each of his first two appearances for Amarillo to begin his Double-A tenure. Through 15 appearances this year, Grammes boasts a 3.72 ERA over 19.1 IP and has 25 strikeouts - good for a 11.8 K/9 rate to begin his Double-A career. He has 10 scoreless appearances of his 15 and has never allowed more than two earned runs in any game so far. For **Backhus**, the southpaw added to his team-lead in saves this year, picking up his first since June 11th on the road in Midland. Wednesday's appearance was his 30th of the year which leads all Amarillo relievers. The New Waverly, Texas native is 4-3 on the year and has now converted on seven of his 10 save opportunities. He also wields a 10+ K/9 rate at 10.6 with 46 strikeouts in 39.0 IP. Since the start of the 2022 season, Backhus ranks in the D-backs' organization with 13 saves, trailing only fellow teammate Christian Montes De Oca who had 13 a season ago and has two so far in 2023.

BETTER LATE THAN NEVER: The Sod Poodles now boast a +56 run differential on the year in the 7th and 8th innings of ballgames. Amarillo has scored 84 total runs this year in the 7th inning alone - the most runs in any single inning.

SOD POODLES BREAKDOWN

At Home: 23-18
On the Road: 23-22
Day Games: 6-6
Night Games: 39-34
vs. RHP: 37-34
vs. LHP: 9-6
First Half: 34-35
Second Half: 12-5
April: 11-10
May: 10-16
June: 15-10
July: 10-4
August: 0-0
September: 0-0
Monday: 2-0
Tuesday: 5-8
Wednesday: 9-5
Thursday: 6-7
Friday: 3-10
Saturday: 12-4
Sunday: 9-6

Scoring First: 24-14
Opponent Scoring First: 22-26
Extra Innings: 2-3
Doubleheaders: 6-2
Commit An Error: 24-25
Commit No Errors: 22-15
Walk-Off Wins: 2
Walk-Off Losses: 3

vs. North 1st Half: 7-5
vs. South 1st Half: 27-30
vs. North 2nd Half: 10-4
vs. South 2nd Half: 2-1

Scoring 4+ Runs: 39-26
Opp. Scoring 4+ Runs: 21-38
Scoring 3 Or Fewer Runs: 7-14
Opp. Scoring 3 Or Fewer Runs: 25-2
Out-Hit Opponent/Tie: 38-15
Out-Hit By Opponent: 8-25
Lead After 6: 34-7
Trail After 6: 7-31
Tied After 6: 5-2
Lead After 7: 39-4
Trail After 7: 3-33
Tied After 7: 3-3
Lead After 8: 37-2
Trail After 8: 1-35
Tied After 8: 2-3

Series (W-L-T): 5-5-5

Game 1: 6-10
Game 2: 11-4
Game 3: 7-8
Game 4: 5-8
Game 5: 10-3
Game 6: 7-6
Series Sweeps: 1
Series Been Swept: 0



STARTING PITCHER



#30 LUKE ALBRIGHT - RHP

HEIGHT: 6'4"

WEIGHT: 215

B/T: R/R

AGE: 23 (12/13/1999 in Fishers, IN)

17 G

5-3

95/45 K/BB

5.47 ERA

LAST WIN: 6/11/23 @ MID

LAST SAVE: None

LONGEST 2023 OUTING: 6.0 Innings (4x, Last: 7/6 @ MID)

LAST HOME RUN ALLOWED: 6/30/2023 vs. TUL (Diego Cartaya, 4th inning, 2-Run) CAREER VS. WCH: FIRST APPEARANCE

- Selected by the Arizona Diamondbacks in the 6th round of the 2021 MLB draft out of Kent State (Kent, OH).
- He did not appear in a game in 2021 without logging at least three (3) K, posting a six (6) K game (8/29) in the process.
- Spent the 2022 campaign (26 GS) in High-A Hillsboro, posting a 6-10 record and a 5.49 ERA (75 ER, 123.0 IP) while punching out 130 batters (9.5 K/9).
- While with Hillsboro (4/10-9/10/22), he held the crown for strikeouts, games started and innings pitched while holding the two (2) spot for wins among qualified club mates.
- Among D-Backs minor leaguers, his 130 punch outs last season was good for 4th best, his six (6) wins was tied 7th (25 GS), his 112 hits were the 2nd least allowed (120.0 IP), his 1.472 WHIP was the 7th lowest (120.0 IP) and his 9.5 K/9 is good for 3rd best (120.0 IP).
- Through his first 17 starts, he ranks tied for fourth among all qualified pitchers in the D-backs farm system with his 5.47 ERA while his .269 BAA ranks 3rd, and he ranks second in strikeouts (95). His five wins are tied for the fifth most among D-backs farm hands in 2023.

CAREER STATS

YEAR	TEAM	W-L	ERA	G	GS	CG	SHO	IP	H	R	ER	HR	HB	BB	SO	WP	GIDP	BAA
2021	Visalia (A-)	2-0	3.47	6	6	0	0	23.1	21	10	9	3	1	11	22	2	3	.247
2022	Hillsboro (A+)	6-10	5.49	26	26	0	0	123.0	125	80	75	17	9	56	130	13	4	.262
2023	Amarillo (AA)	5-3	5.47	17	17	0	0	79.0	83	52	48	8	3	45	95	3	2	.269
MINOR LEAGUE TOTALS		13-13	5.27	49	49	0	0	225.1	229	142	132	28	13	112	247	18	9	.263

2023 HIGHS

INNINGS: 6.0 IP (4x, Last: 7/6 @ SPR)
HITS: 9 (6/17 vs. SA)
RUNS: 7 (2x, Last: 6/17 vs. SA)
EARNED RUNS: 6 (2x, Last: 6/17 vs. SA)
STRIKEOUTS: 8 (3x, Last: 7/6 @ SPR)
WALKS: 5 (4/20 @ NWA)
HOME RUNS: 2 (3x, Last: 6/23 @ CC)
WINNING STREAK: 2 (2x, Last: 6/6-11 @ MID)
LOSING STREAK: 1 (5/7 @ CC)
SHORTEST START: 2.0 IP (4/20 @ NWA)
PITCHES THROWN: 100 (7/6 @ SPR)

CAREER HIGHS

INNINGS: 7.0 IP (7/7/22 vs. EUG (HIL))
HITS: 9 (6/17/23 vs. SA)
RUNS: 7 (3x: Last: 6/17/23 vs. SA)
EARNED RUNS: 6 (5x: Last: 6/17/23 vs. SA)
STRIKEOUTS: 8 (3x, Last: 7/6/23 @ SPR)
WALKS: 5 (2x: Last: 4/20/23 @ NWA)
HOME RUNS: 2 (7x: Last: 6/23/23 @ CC)
WINNING STREAK: 2 (3x: Last: 6/6-11 @ MID)
LOSING STREAK: 2 (8/13-8/19/22)
SHORTEST START: 2.0 IP (2x: Last: 4/20/23 @ NWA)
PITCHES THROWN: 100 (7/6/23 @ SPR)

2023 SPLITS

VS. RIGHT: .310/.379/.505, 57 H, 13 2B, 3B, 7 HR, 33 RBI, 62 K, 19 BB
VS. LEFT: .210/.346/.323, 26 H, 7 2B, 2 3B, HR, 10 RBI, 33 K, 26 BB
HOME: 7 G, 1-2, 8.40 ERA, .30.0 IP, 32 R, 28 ER, 40 H, 6 HR, 33 K, 19 BB
ROAD: 10 G, 4-1, 3.67 ERA, 49.0 IP, 20 ER, 43 H, 62 K, 26 BB
W/ RISP: .240/.321/.365, 23 H, 6 2B, 2 HR, 34 RBI, 34 K, 13 BB
DAY: 2 GS, 2-0, 11.0 IP, 5 H, 2 R, 2 ER, 14 K, 8 BB
NIGHT: 15 GS, 3-3, 68.0 IP, 50 R, 46 ER, 78 H, 8 HR, 81 K, 37 BB
TEAM W/L IN STARTS: 9-8

OPPOSING STARTER - RHP DAVID FESTA (2-2, 5.03 ERA)

CAREER VS. AMA: FIRST APPEARANCE

BATTER-PITCHER MATCH-UPS (ACTIVE ROSTER, 2023)

SOD POODLES VS. DAVID FESTA:

PLAYER	H	AB	AVG	XBH	HR	RBI	BB	SO
Duzenack, C								
Lawlar, J								
Vukovich, A								
Beer, S								
De Los Santos, D								
Roberts, C								
Tawa, T								
Castillo, N								
Dalesandro, N								

WIND SURGE VS. LUKE ALBRIGHT:

PLAYER	H	AB	AVG	XBH	HR	RBI	BB	SO
Lee, B								
Keirseey Jr., D								
Severino, Y								
Isola, A								
Schobel, T								
Sabato, A								
Fajardo, Y								
Rucker, J								
Gray, S								



2023 HIGHS: Hits - 4, Runs - 3, RBI - 3, HR - 1, 2B - 2, 3B - 0, BB - 2, K - 3, SB - 0

2023 SPLITS:

CURRENT HITTING: 0

CURRENT HITTING: 0

SEASON LONG HITTING: 6
CURRENT ON BASE: 0

CURRENT ON-BASE: 0
SEASON-LONG ON-BASE: 14

2023 HIGHS: Hits - 3, Runs - 2, RBI - 3, HR - 1, 2B - 2, 3B - 1, BB - 2, K - 3, SB - 1

2023 SPLITS:

CURRENT HITTING: 4

CURRENT HITTING: 4

SEASON LONG HITTING: 14
CURRENT ON BASE: 6

CURRENT ON-BASE: 6
SEASON-LONG ON-BASE: 15

2023 HIGHS: Hits - 3, Runs - 2, RBI - 2, HR - 1, 2B - 1, 3B - 0, BB - 2, K - 3, SB - 1

2023 SPLITS:

CURRENT HITTING: 1

CURRENT HITTING: 1

SEASON LONG HITTING: 7

CURRENT ON-BASE: 1
SEASON-LONG ON-BASE: 7

2023 HIGHS: Hits - 2, Runs - 1, RBI - 1, HR --, 2B - 1, 3B - 1, BB - 1, K - 2, SB --

2023 SPLITS:

CURRENT HITTING: 4

CURRENT HITTING: 4

SEASON LONG HITTING: 4
CURRENT ON BASE: 4

CURRENT ON-BASE: 4
SEASON-LONG ON-BASE: 4

2023 HIGHS: Hits - 3, Runs - 2, RBI - 3, HR - 1, 2B - 1, 3B - 1, BB - 2, K - 3, SB - 2







2023 SPLITS:

CURRENT HITTING: 0

CURRENT HITTING: 0

SEASON LONG HITTING: 13
CURRENT ON BASE: 2

CURRENT ON-BASE: 3
SEASON-LONG ON-BASE: 13

	Logged 42 combined games across three levels in 2019, hitting .256 (34-for-133), ending the year with a hit in 15 of his final 19 games played.
	Played the entire 2021 season with High-A Hillsboro with 57 games behind the plate (53 GS), 15 games in RF (14 GS), and three games in LF (2 GS), hitting
	his first career HR on 6/9 vs TRI, an inside-the-park HR.
	Posted his first 3-hit game in 2023 on June 15 vs SA....First 3-hit game since June 4, 2022 vs MID.
	Hit his first home run of the 2023 season on July 4 @ SPR...Was just his fourth professional home run and third out of the park home run.
	Logged the longest hit streak of his professional career with his 13-game stretch from May 28 - July 4...Previous career-long was nine games.

#10 TIM TAWA - OF														
2023 HIGHS: Hits - 3, Runs - 3, RBI - 5, HR - 2, 2B - 2, 3B - 1, BB - 2, K - 3, SB - 1														
HEIGHT: 6'0" WEIGHT: 196 B/T: R/R AGE: 23 (4/7/1999 in West Linn, OR) 2023 SPLITS:														
G	AVG	OBP	SLG	AB	R	H	2B	3B	HR	RBI	BB	SB/ATT	SO	V. RHP
70	.244	.318	.457	254	42	62	10	1	14	49	28	5/8	74	.243
LAST GAME: 0-for-4, 2 K					LAST HOME RUN: 7/15 vs FRI off Krauth (2-Run)					CURRENT HITTING: 0				
WCH SERIES: 0-for-4, 2 K					LAST MULTI-HIT GAME: 7/9 @ SPR (2-for-4)					SEASON LONG HITTING: 10				
FRI SERIES: 1-for-10, HR, 2 RBI, R, BB, 3 K										CURRENT ON-BASE: 0				
										SEASON-LONG ON-BASE: 13				

- 🐾 Made his professional debut with the ACL D-Backs (7/31/2021) where he logged two games and went 2-for-5 (.400 AVG) with a HR, 3 RBI, R and 2 BB.
- 🐾 During his stretch in Hillsboro (4/8-6/22/2022), held the crown for AVG (.282), HR (8), RBI (30), OBP (.377), SLG (.441), H (60), TB (94), R (32).
- 🐾 Recorded his first career multi-HR game on 6/29 vs TUL, going 2-for-4 with two HR and five RBI...His five RBI also tied his career-high (June 17, 2021)
- 🐾 Hit his first career grand slam on July 9 on the road in Springfield...Included his second five RBI game in 2023 and third overall in his professional career.
- 🐾 He hit his 14th home run of the season on July 15 against Frisco which set a single-season career-high for home runs by the former Stanford Cardinal.

#1 KEVIN VICUNA - INF														
2023 HIGHS: Hits - 1, Runs - 1, RBI - 3, HR - 1, 2B - 1, 3B - 0, BB - 2, K - 2, SB - 0														
HEIGHT: 6'0" WEIGHT: 140 B/T: R/R AGE: 25 (1/14/1998 in Puerto La Cruz, Venezuela) 2023 SPLITS:														
G	AVG	OBP	SLG	AB	R	H	2B	3B	HR	RBI	BB	SB/ATT	SO	V. RHP
15	.146	.286	.268	41	4	6	2	0	1	5	7	0/0	12	.139
LAST GAME: 1-for-1, 2B, RBI, 2 BB					LAST HOME RUN: 5/14/23 vs. MID, G1 off Leal					CURRENT HITTING: 1				
WCH SERIES:					LAST MULTI-HIT GAME: 9/18/22 @ ALT (REA) (2-for-5)					SEASON LONG HITTING: 3				
FRI SERIES: DNP										CURRENT ON-BASE: 1				
										SEASON-LONG ON-BASE: 5				

- 🐾 Signed by the Arizona Diamondbacks as a minor league free agent on 5/3/23.
- 🐾 Former Mid-Season All-Star (2018, Lancaster JetHawks).
- 🐾 Entering his eighth season of pro ball, having split time in the Toronto Blue Jays, Philadelphia Phillies and now the D-backs farm system.
- 🐾 In his debut 2015 season with the DSL Blue Jays, he slashed .268/.354/.304 with three doubles and triples, 20 RBI and 10 swiped bags in 62 games.
- 🐾 Went 35 games since 8/3/2022 without multiple RBI in a contest before earning a three-RBI performance on 5/14/23 which were also his first three RBI in Amarillo threads while also blasting his first home run as a Sod Poodle in the same day.

#19 A.J. VUKOVICH - INF														
2023 HIGHS: Hits - 3, Runs - 4, RBI - 7, HR - 3, 2B - 2, 3B - 1, BB - 2, K - 4, SB - 1														
HEIGHT: 6'5" WEIGHT: 210 B/T: R/R AGE: 22 (7/20/2001 in Mukwonago, WI) 2023 SPLITS:														
G	AVG	OBP	SLG	AB	R	H	2B	3B	HR	RBI	BB	SB/ATT	SO	V. RHP
71	.262	.324	.507	282	58	74	15	3	16	60	23	9/12	90	.277
LAST GAME: 2-for-5, HR, 4 RBI, R, 2 K					LAST HOME RUN: 7/19 vs WCH off Floyd (3-run)					CURRENT HITTING: 2				
WCH SERIES: 3-for-9, HR, 4 RBI, 2 R, 3 K					LAST MULTI-HIT GAME: 7/19 vs WCH (2-for-5)					SEASON LONG HITTING: 11				
FRI SERIES: 0-for-9, RBI, R, 4 K										CURRENT ON-BASE: 2				
										SEASON-LONG ON-BASE: 16				

- 🐾 After being drafted 119th overall out of high school, the D-Backs' number 11 prospect made his professional debut with the Visalia Rawhide on 5/4/2021.
- 🐾 While in Visalia (62 G, 5/4-8/1/2021) he tied 1st in 2B (15) and XBH (26), led the team in AVG (.259) and H (64) while coming in 2nd for RBI (42), SLG (.449) and R (42).
- 🐾 During his brief stint with the Sod Poodles at the end of last season (9/6-9/18/2022), earned the crown for hits (13) and shared the throne for TB (19) and homers (2).
- 🐾 He earned the 5th best batting average (.276, 129-for-468) in the D-backs organization among players with at least 115 games played in 2022.
- 🐾 Hit the first Grand Slam for Amarillo in 2023 (6/4 vs SPR) and was the first AMA player in 2023 with a multi-HR effort in the same game (2, 6/10 @ MID)
- 🐾 Became just the second player in Sod Poodles history with a three-HR game, doing so on July 3 vs TUL joining Edward Olivares (May 5, 2019)... It was the first three-HR game of his professional career. He also set a career-high with seven RBI which also tied the Sod Poodles franchise-high (Dominic Fletcher, 5/8/2022)

TEAM BATTING

OVERALL

	AVG	G	AB	R	H	TB	2B	3B	HR	RBI	BB	SO	SB	CS	OBP	SLG	OPS
	.269	86	2897	524	780	1343	159	22	120	487	329	803	123	35	.352	.464	.816

MONTHLY

APRIL	.260	21	718	120	187	307	33	6	25	112	79	214	35	8	.336	.428	.764
MAY	.236	26	845	123	199	319	41	5	23	114	95	231	33	9	.318	.378	.696
JUNE	.296	25	883	170	261	443	52	8	38	158	95	232	32	10	.375	.502	.877
JULY	.295	14	451	111	133	274	33	3	34	103	50	126	23	8	.394	.608	1.002
AUGUST	-	-	-	-	-	-	-	-	-	-	-	-	-	-	-	-	-
SEPTEMBER	-	-	-	-	-	-	-	-	-	-	-	-	-	-	-	-	-

HOME VS. ROAD

HOME	.304	41	1393	302	424	772	88	10	80	287	140	376	66	10	.377	.554	.931
ROAD	.237	45	1504	222	356	571	71	12	40	200	189	427	57	25	.329	.380	.709

SITUATIONAL SPLITS

	AVG	G	AB	H	TB	2B	3B	HR	RBI	BB	SO	OBP	SLG	OPS
VS RIGHT	.272	86	2389	649	1131	136	17	104	415	283	659	.358	.473	.831
VS LEFT	.258	46	508	131	212	23	5	16	72	46	144	.323	.417	.740
W/ RISP	.285	86	868	247	426	52	11	35	369	125	255	.376	.491	.867
TEAM IS AHEAD	.261	65	1126	294	481	75	8	32	179	127	309	.347	.427	.774
TEAM IS BEHIND	.282	66	1193	337	587	54	8	60	222	147	319	.369	.492	.861

HOME RUNS

MULTI-RBI GAMES

MULTI-HIT GAMES

PLAYER	SOLO	2R	3R	GS	TOTAL	2	3	4	5+	TOTAL	2	3	4	5+	TOTAL
Beer	4	2			6	7	1			8	7	1	2		10
Bliss	8	3	1		12	8	3			11	23	12			35
Carrion						1				1					
Castillo	5	2	2		9	3	3			6	7	2			9
Centeno	1				1	3				3	12	2			14
D'Orazio											1				1
Dalesandro	1				1		1			1	6	2			8
De Los Santos	3	5	1		9	4	3			7	15	3			18
Del Castillo	6	4	2		12	5	3	2		10	16	1			17
Duzenack	3		1		4	6	3			9	10	4			14
English	4	1	1		6	3	1	1		5	5				5
Enriquez						3				3	4	1	1		6
Guzman		1			1	1	1			2	1	1			2
Lawlar	5	6	2		13	5	2	1		8	13	4			17
Melendez	2	2			4			1		1	2				2
Roberts	5	4	1	1	11	8	3	1		12	13	3			16
Tawa	8	3	2	1	14	6	2		2	10	15	3			18
Vicuña			1		1		1			1					
Vukovich	9	3	3	1	16	2	7	3	1	13	15	4			19
Watkins						1				1					
TOTALS:	64	36	17	3	120	66	34	9	3	111	164	43	3	0	210

HOME RUN VARIANTS

WALK-OFF HR (0):

BACK-TO-BACK HR (5): English/Vukovich (4/16 vs. CC, 7th inning); Roberts/Vukovich (6/3 (1) vs. SPR, 6th inning); Del Castillo/De Los Santos (6/13 vs SA, 7th inning); Beer/Roberts (7/1 vs TUL, 6th inning); Lawlar/Vukovich (7/3 (1) vs TUL, 1st inning)

MUTLI-HR GAMES (4): Vukovich (6/10 @ MID); Tawa (6/29 vs TUL); Roberts (7/15 vs FRI); Melendez (7/18 vs WCH)

THREE-HR GAMES (1): Vukovich (7/3 (1) vs TUL)

EXTRA-INNING HR (0):

GRAND SLAMS (3): Vukovich (6/4 vs. SPR, 5th inning); Roberts (7/3 (2) vs TUL, 5th inning); Tawa (7/9 @ SPR, 3rd inning)

INSIDE-THE-PARK HR (1): Lawlar (7/3 (1) vs TUL, 1st inning)

PINCH-HIT HR (0):

HR IN CONSECUTIVE GAMES (17): Vukovich (3x: 5/5-6 @CC; 6/1-6/3 G1 vs SPR; 6/17-18 vs SA); Del Castillo (3x: 5/30-31 vs. SPR; 6/8-10 @ MID; 7/8 @ SPR); Bliss (2x: 5/5-6 @ CC; 6/10 @MID - 6/13 vs SA), Tawa (2x: 5/28 @ SA - 5/30 vs. SPR; 6/3/4 vs. SPR); Roberts (2x: 6/25 @ CC, 6/28 vs TUL; 6/30-7/1 vs TUL) Lawlar (4/15 vs. CC - 4/18 @ NWA); English (4/23 @ NWA - 4/25 vs. FRI); Melendez (7/14-15 vs FRI); Castillo (7/15-16 vs FRI); De Los Santos (7/18-19 vs WCH)

HR IN THREE CONSECUTIVE GAMES (2): Melendez (7/14-15 vs FRI, 7/18 vs WCH); Castillo (7/15-16 vs FRI, 7/18 vs WCH)

HR IN FOUR CONSECUTIVE GAMES (1): Roberts (6/30 - 7/3 vs TUL)

LEAD OFF HR (8): Bliss (6x: 4/27 vs. FRI; 5/10 vs. MID; 5/18 @ FRI; 6/10 @ MID; 6/13 vs SA; 6/22 @ CC); Tawa (6/4 vs. SPR); Duzenack (6/11 @ MID)

BATTING (CONT.)



STARTS BY BATTING ORDER (TEAM RECORD)										STARTS BY POSITION (TEAM RECORD)								
PLAYER	1	2	3	4	5	6	7	8	9	C	1B	2B	3B	SS	LF	CF	RF	DH
Beer			3-1	24-13							25-13							2-1
Bliss	32-36											26-29		5-5				2-2
Carrion									1-0						1-0			
Castillo						1-0	5-1	11-18	11-6		2-3				4-4	4-7	16-5	2-6
Centeno		1-2	2-1	0-2		5-0	6-4	8-5	3-5	17-9								8-10
D'Orazio								1-0	2-1	2-1								1-0
Dalesandro							2-2	4-1	16-15	0-1					4-1	14-14	4-2	
De Los Santos				10-9	9-16	15-7	1-1				7-10		27-22					1-1
Del Castillo		1-0	0-2	4-4	16-8	4-10	6-8			17-24								14-8
Duzenack	9-1	3-1				0-2	2-4	3-4	5-0			4-2	3-6	6-2	5-1	2-1	2-0	
English			7-5	1-0	1-1		1-0	1-1			8-3				1-2			2-2
Enriquez	1-1	0-1	4-8	0-1	1-0	1-0	3-7	7-2	2-6							2-0	15-24	2-2
Guzman							2-3		2-2						3-4		1-1	
Lawlar	1-0	36-33												35-32				1-1
Melendez				1-0	2-1						1-0		2-1					
Roberts	2-0	3-0	8-12	1-1	2-4	2-2	12-5	0-1		10-5	2-5				9-9		2-4	7-2
Tawa	1-2	2-3		1-1	9-6	10-12	6-5	7-4				16-9	1-4		6-4	9-10	2-3	2-2
Vicuña								4-4	2-3				4-1	0-1	0-5		2-0	0-1
Vukovich			22-11	4-9	6-4	8-7					1-6		9-6		12-9	15-8	2-0	1-2
Watkins									2-2						1-1		0-1	1-0

8+ GAME HITTING STREAKS (CURRENT IN BOLD)		
PLAYER	LENGTH / DATES	STREAK STATS
Castillo	14 G, 6/4-28	.352 (19-for-54), 3 HR, 2 2B, 3B, 12 RBI, 12 R, 4 SB
Dalesandro	13 G, 5/28-7/4	.409 AVG (18-for-44), HR, 2 2B, 2 3B, 5 RBI, 4 BB, 6 SB, 10 R
Duzenack	12 G, 6/15-7/4	.449 AVG (22-for-49) 5 2B, 3 HR, 14 RBI, 13 R, 4 BB
English	12 G, 4/19-5/2	.370 AVG (17-for-46), 6 2B, 4 HR, 16 RBI, 7 BB, 8 R
Vukovich	11 G, 4/29-5/16	.348 AVG (16-for-46), 3 2B, 3 HR, 3B, 9 RBI, BB, 9 R
Bliss	10 G, 4/6-4/19	.438 AVG (21-for-48), 3 2B, 2 3B, HR, 8 RBI, 8 R
Del Castillo	10 G, 5/19-5/31	.406 AVG (13-for-32), 2 2B, 2 HR, 8 RBI, 9 BB, 7 R
Tawa	10 G, 5/28-6/15	.395 AVG (15-for-38), 4 HR, 2 2B, 10 RBI, 3 BB, 6 R
Bliss	9 G, 6/8-18	.395 AVG (17-for-43), 3 HR, 4 2B, 3B, 13 RBI, 10 R
Bliss	9 G, 5/4-5/14	.459 (17-for-37), 4 2B, 4 HR, 8 RBI, 4 BB, 10 R, 3 SB
Bliss	9 G, 5/23-6/3	.357 AVG (15-for-42), 2B, 3B, 2 BB, 3 RBI, 6 SB, 8 R
Lawlar	9 G, 6/6-15	.410 AVG (16-for-39), 2 HR, 4 2B, 3B, 4 RBI, 4 BB, 14 R
Lawlar	9 G, 5/23-6/3	.389 AVG (14-for-36), 3 2B, 2 HR, 3 BB, 6 RBI, 3 SB, 6 R
Bliss	8 G, 6/28-7/6	.424 AVG (14-for-33), 6 2B, HR, 4 RBI, 7 BB, 9 SB, 11 R
Bliss	8 G, 4/21-5/2	.412 AVG (14-for-34), 5 2B, HR, 6 RBI, 2 BB, 10 R, 2 SB
Centeno	8 G, 6/9-30	.286 AVG (10-for-35) 2 2B, 3 R
Roberts	8 G, 6/24-7/3	.452 AVG (14-for-31), 6 HR, 4 2B, 3B, 12 RBI, 12 R

MULTI-RUN INNINGS		
RUNS	NO. OF TIMES	LAST
2	59	7/18 vs WCH, 5th inning
3	27	7/8 (1) @ SPR, 2nd inning
4	18	7/19 vs WCH, 7th inning
5	8	7/18 vs WCH, 3rd inning
6	7	7/15 vs FRI, 3rd inning
7	5	6/29 vs TUL, 1st inning
8+	-	

SCORE BY INNING												
	1	2	3	4	5	6	7	8	9	10	11+	TOTAL
OPP	71	56	65	53	76	80	55	30	33	2	3	523
AMA	63	54	63	55	62	59	84	57	22	3	2	524

ERRORS BY POSITION		
POSITION	SOD POODLES	OPPONENT
C	12	8
1B	6	8
2B	9	7
3B	14	12
SS	7	13
LF	2	2
CF	3	3
RF	3	2
P	8	10
TOTAL	64	65

FIELDING

CATCHER'S BOX (W/L BASED ON STARTS)						
PLAYER	CS	SB	ATT	CS %	PB	W-L
Centeno	5	20	25	.200	3	17-9
D'Orazio	2	6	8	.250	0	2-1
Dalesandro	0	4	4	.000	0	0-1
Del Castillo	14	38	52	.269	7	17-24
Roberts	5	13	18	.278	4	10-5
TOTAL	26	81	107	.243	14	46-40

TEAM FIELDING						
%	G	PO	A	E	DP	PB
.979	86	2229	717	64	51	14

NOTABLE GAMES



AMARILLO HAVE 5 OR FEWER HITS		
DATE	HITS	OPPONENT
4/15	4	CC
4/20	4	@NWA
4/22	3	@NWA
4/27	5	FRI
5/2	5	@CC
5/4	2	@CC
5/12	5	MID
5/14 (G2)	4	MID
5/16	2	@FRI
5/18	2	@FRI
5/19	4	@FRI
5/21	4	@FRI
5/26	5	@SA
6/20	4	@CC
7/8 (1)	5	@ SPR
TOTAL: 15 (4 HOME, 11 ROAD)		

OPPONENTS HAVE 5 OR FEWER HITS		
DATE	HITS	OPPONENT
4/7	3	@FRI
4/19	2	@NWA
4/20	4	@NWA
4/27	5	FRI
5/2	3	@CC
5/3	5	@CC
5/4	5	@CC
5/14 (G1)	2	MID
5/21	3	@FRI
5/26	5	@SA
5/27	2	@SA
5/30	3	SPR
6/1	5	SPR
6/3 (G2)	4	SPR
6/7	3	@MID
6/11	3	@ MID
6/24	5	@ CC
6/25	5	@ CC
7/15	5	vs FRI
7/16	3	vs FRI
TOTAL: 20 (7 HOME, 13 ROAD)		

AMARILLO HAVE 10 OR MORE RUNS		
DATE	RUNS	OPPONENT
4/12	13	CC
4/14	10	CC
4/26	12	FRI
4/29	11	FRI
5/5	12	@CC
5/14 (G1)	10	MID
6/8	12	@MID
6/10	13	@ MID
6/13	15	vs SA
6/29	12	vs TUL
7/1	12	vs TUL
7/3 (1)	15	vs TUL
7/3 (2)	10	vs TUL
7/15	11	vs FRI
7/18	10	vs WCH
TOTAL: 15 (12 HOME, 3 ROAD)		

OPPONENTS HAVE 10 OR MORE RUNS		
DATE	RUNS	OPPONENT
4/6	12	@FRI
4/12	10	CC
4/14	13	CC
4/16	11	CC
4/18	16	@NWA
4/26	11	FRI
4/28	12	FRI
4/30	12	FRI
5/6	12	@CC
5/9	11	MID
5/11	16	MID
5/14 (G2)	13	MID
5/17	10	@FRI
5/23	14	@SA
5/31	13	SPR
6/10	10	@MID
6/15	11	vs SA
6/16	12	vs SA
6/18	11	vs SA
6/20	12	@CC
7/1	10	vs TUL
TOTAL: 21 (14 HOME, 7 ROAD)		

EXTRA INNING GAMES (5) 2-3

DATE	OPP	RESULT	SCORE	W	L	S	TIME
4/20	@NWA	W (10)	3-2	Otanez, M (1-0)	Biasi, D (1-1)	Rice, J (1)	3:08
4/26	FRI	W (10)	12-11	Workman, B (1-0)	Church, M (0-1)	-	3:24
5/20	@FRI	L (10)	8-7	Kelly, A (2-0)	Stumpo (0-1)	-	3:26
6/3 (G1)	SPR	L (8)	5-4	Roycroft, C (1-0)	Backhus, K (0-1)	Granillo, A (2)	2:26
6/30	TUL	L (13)	7-6	Fisher, B (5-1)	Grammes, C (2-2)	-	3:42

PINCH HITTER TOTALS

PLAYER	DATE	SITUATION	RESULT
Watkins	5/9	Bot. 8, 2 outs	Triple
Tawa	6/30	Bot 8, 1 out	Sac Fly
Beer	6/30	Bot 11, 0 out	Sac Fly

DOUBLEHEADERS (4) 6-2

DATE	OPP	RESULT	SCORE	W	L	S	TIME
5/14 (1)	MID	W	10-1	Albright, L (2-2)	Ginn, J (0-2)	-	1:40
5/14 (2)	MID	L	13-1	Tomioka, S (1-0)	Hill, J (0-3)	-	2:32
6/3 (1)	SPR	L (8)	5-4	Roycroft, C (1-0)	Backhus, K (0-1)	Granillo, A (2)	2:26
6/3 (2)	SPR	W	6-1	Olivero, D (2-4)	Hernandez, K (5-2)	-	1:39
7/3 (1)	TUL	W	15-7	Olivero, D (5-5)	Casparius, B (0-3)	-	1:54
7/3 (2)	TUL	W	10-9	Montes De Oca, C (1-1)	Sublette, R (1-3)	Green, J (4)	2:26
7/8 (1)	@ SPR	W	4-3	Hill, J (3-4)	Pereira, W (5-5)	Pope, A (1)	2:07
7/8 (2)	@ SPR	W	7-6	Backhus, K (4-3)	Pope, B (1-2)	Green, J (5)	2:16

WALK-OFF WINS

DATE	SCORE	GAME-WINNING PLAY
4/26	12-11 (10th)	Lawlar RBI-double
6/1	3-2 (7th)	Duzenack two RBI Single

SHUTOUTS (7) 5-2

DATE	OPP	RESULT	SCORE	W	L	S	TIME
4/19	@NWA	W	5-0	Jarvis, B (2-1)	Veneziano, A (1-1)	-	2:29
4/21	@NWA	L	5-0	Hoffmann, A (2-1)	Hill, J (0-1)	-	2:26
4/22	@NWA	L	5-0	Marsh, A (1-0)	Patrick, C (0-3)	-	2:14
5/3	@CC	W	3-0	Pope, A (1-0)	Kouba, R (1-1)	Backhus, K (4)	2:15
5/27	@SA	W	1-0	Patrick, C (2-5)	Snider, D (0-3)	-	2:30
6/7	@MID	W	4-0	Green, J (1-0)	Cusick, R (3-3)	-	2:35
7/16	vs FRI	W	8-0	Lin, Y (1-0)	Bremer, N (0-1)	-	2:24

#14 KYLE BACKHUS - LHP

2023 HIGHS: IP - 2.0, K - 4, BB - 2, H - 3, R - 5, ER - 5

HEIGHT: 6'4"

WEIGHT: 185

B/T: L/L

AGE: 25 (1/31/1998 in New Waverly, TX)

30 G

4-3

7/10 SV/SVO

46/19 K/BB

4.62 ERA

OVERALL: 30 G, 4-3, 20 GF, 39.0 IP, 39 H, 20 ER, 6 HR, 46 K, 19 BB **JULY:** 5 G, 2-1, 2.84 ERA, SV, 6.1 IP, 6 H, 3 R, 2 ER, 7 K, 6 BB

LAST 10 G: 4-2, 5.93 ERA, SV, 13.2 IP, 17 H, 3 HR, 10 R, 9 ER, 15 K, 9 BB **VS WCH:** 1 G, 0-0, 0.00 ERA, SV, 1.1 IP, H, K, BB

- Named as a D-backs Organization All-Star last season by MiLB.com
- Allowed no earned runs in 30 of his 40 appearances in 2022 and logged his season high 2.0 IP 11 separate times.
- From 5/14-8/26/2022 (34.2 IP), he held his opponent to 0 earned runs in 22 out of 26 straight appearances, allowing just seven (7) earned runs total (1.84 ERA)
- Ranks second in the D-backs' organization in saves (13) since the start of the 2022 season.

2023 SPLITS

VS. RHB: .267/.333/.485, 27 H, 5 HR, 5 2B, 3B, 15 RBI, 32 K, 9 BB
HOME: 14 G, 2-2, 7.13 ERA, 3 SV, 17.2 IP, 19 H, 15 R, 14 ER, 6 HR, 23 K, 10 BB
W/ RISP: .200/.234/.378, 9 H, HR, 3 2B, 3B, 15 RBI, 15 K, BB

VS. LHB: .222/.354/.352, 12 H, 4 2B, HR, 6 RBI, 14 K, 10 BB
AWAY: 16 G, 2-1, 2.53 ERA, 21.1 IP, 6 ER, 20 H, 23 K, 9 BB

RECENT APPEARANCES

DATE	DEC	P-S	IP	H	R	ER	HR	BB	SO	IR/S
6/9	S (9)	16-8	1.0	0	0	0	0	1	1	0/0
6/11	S (9)	18-11	1.0	0	0	0	0	1	1	0/0
6/15	L (2) BS (1)	25-17	1.1	3	2	2	1	0	1	2/2
6/18	ND	21-16	1.0	2	1	1	1	0	2	0/0
6/22	W (1) BS (2)	44-28	2.0	1	1	1	0	2	2	0/0
6/25	ND	21-13	1.0	2	2	2	0	1	2	0/0
6/28	W (2)	32-21	2.0	3	1	1	1	0	1	0/0
7/1	W (3)	45-26	2.0	1	0	0	0	1	3	0/0
7/4	L (3) BS (3)	29-20	1.0	3	3	2	0	1	1	0/0
7/8 (2)	W (4)	18-10	1.0	0	0	0	0	2	1	0/0
7/16	ND	12-8	1.0	1	0	0	0	1	1	0/0
7/19	S (7)	28-15	1.1	1	0	0	0	1	1	1/0

LAST WIN: 7/8/23 (2) @ SPR

LAST LOSS: 7/4/23 @ SPR

LAST SAVE: 7/19/23 vs WCH

#38 CONOR GRAMMES - RHP

2023 HIGHS: IP - 2.0, K - 3, BB - 4, H - 2, R - 3, ER - 2

HEIGHT: 6'1"

WEIGHT: 200

B/T: R/R

AGE: 26 (7/13/1997 in McLean, VA)

15 G

3-2

0/2 SV/SVO

25/17 K/BB

3.72 ERA

OVERALL: 15 G, 2 HLD, 4 GF, 19.1 IP, 18 H, 8 ER, 2 HR, 25 K, 17 BB **JULY:** 4 G, 1-0, 3.86 ERA, 4.2 IP, 7 H, 5 R, 2 ER, HR, 8 K, 3 BB, HB

LAST 10 G: 1-1, 5.25 ERA, 2 GF, 12.0 IP, 14 H, 7 ER, 2 HR, 16 K, 10 BB **VS WCH:** 1 G, 1-0, 0.00 ERA, 1.1 IP, H, 2 K, BB, HB

- Selected by the Arizona Diamondbacks 5th round of the 2019 MLB draft out of Xavier University (Cincinnati, OH).
- In games where he logged at least 2.0 innings on the bump (6 G) in 2022, he also posted his most single-game strikeouts, encompassing both of his five (8/4 & 8/13) and four K (8/9 & 8/30) performances.
- Across a 12 game stretch, he logged at least two strikeouts in all but one relief appearances from 7/15-9/3/22 (19.0 IP), logging 36 total punch outs (17.1 K/9) across the stretch.

2023 SPLITS

VS. RHB: .114/.319/.171, 4 H, 2 2B, 4 RBI, 16 K, 9 BB, 47 PA
HOME: 8 G, 2-2, 3.48 ERA, 10.1 IP, 11 H, 4 ER, 12 K, 12 BB
W/ RISP: .179/.351/.179, 5 H, 9 RBI, 9 K, 7 BB, 37 PA

VS. LHB: .412/.524/.588, 14 H, 2 HR, 10 RBI, 9 K, 8 BB, 42 PA
AWAY: 7 G, 1-0, 4.00 ERA, 2 HLD, 9.0 IP, 7 H, 2 HR, 4 ER, 13 K, 5 BB

RECENT APPEARANCES

DATE	DEC	P-S	IP	H	R	ER	HR	BB	SO	IR/S
6/8	H (1)	30-15	2.0	2	0	0	0	1	2	0/0
6/11	H (2)	21-10	1.0	0	0	0	0	1	2	0/0
6/15	ND	43-23	1.2	2	2	2	0	4	1	0/0
6/18	ND	14-12	2.0	2	1	1	0	0	2	0/0
6/20	ND	6-4	1.0	0	0	0	0	0	0	0/0
6/22	BS (2)	27-14	0.2	2	3	2	1	1	2	0/0
6/28	ND	23-12	1.0	0	0	0	0	1	2	0/0
6/30	L (2)	15-9	1.0	1	1	0	0	1	1	0/0
7/5	ND	22-12	1.1	1	0	0	0	1	1	2/0
7/9	ND	19-13	1.0	2	2	2	1	0	3	0/0
7/15	ND	17-12	1.0	3	3	0	0	1	2	0/0
7/19	W (3)	31-18	1.1	1	0	0	0	1	2	3/2

LAST WIN: 7/19/23 vs. WCH

LAST LOSS: 6/30/23 vs. TUL

LAST SAVE: 5/21/23 @ EUG (A+)

#24 - LHP WILL MABREV

2023 HIGHS: IP - 2.0, K - 2, BB - 1, H - 1, R--, ER--

HEIGHT: 6'0"

WEIGHT: 185

B/T: L/L

AGE: 22 (9/23/00 in Cookeville, TN)

2 G

0-0

1/1 SV/SVO

3/1 K/BB

0.00 ERA

OVERALL: 2 G, 1 GF, 3.0 IP, H, 3 K, BB **JULY:** 2 G, 0-0, 0.00 ERA, 1 GF, SV, 3.0 IP, H, 3 K, BB

LAST 10 G: 2 G, 1 GF, SV, 3.0 IP, H, 3 K, BB **VS WCH:** 1 G, 0-0, 0.00 ERA, SV, 2.0 IP, H, 2 K

- Selected by the Arizona Diamondbacks in the 6th round of the 2022 MLB Draft out of the University of Tennessee
- Following the draft, was placed on the 60-day IL
- Made his professional debut on April 6, 2023 with Low-A Visalia...In 9 games, went 2-0 with a 3.95 ERA over 13.2 IP
- Appeared in 18 games with High-A Hillsboro going 1-1 with a 2.33 ERA over 27.0 IP and had 31 K to just five walks.

2023 SPLITS

VS. RHB: .000/.286/.000, K, BB, 7 PA
HOME: 2 G, 0-0, 0.00 ERA, 1/1 SVO, 3.0 IP, H, 3 K, BB
W/ RISP: .000/.000/.000, 2 K, 8 PA

VS. LHB: .200/.200/.400, H, 2B, 2 K, 5 PA
AWAY: --

RECENT APPEARANCES

DATE	DEC	P-S	IP	H	R	ER	HR	BB	SO	IR/S
7/14	ND	20-9	1.0	0	0	0	0	1	1	0/0
7/18	S (1)	19-15	2.0	1	0	0	0	0	2	2/0

LAST WIN: 6/11/23 vs SPO (A+)

LAST LOSS: 6/3/23 @ EVE (A+)

LAST SAVE: 7/18/23 vs WCH

#40 CHRISTIAN MONTES DE OCA - RHP

2023 HIGHS: IP - 2.1, K - 3, BB - 2, H - 5, R - 4, ER - 3

HEIGHT: 6'4"

WEIGHT: 230

B/T: R/R

AGE: 23 (8/30/1999 in Santo Domingo, Dominican Republic)

24 G

1-2

2/4 SV/SVO

26/18 K/BB

5.29 ERA

OVERALL: 24 G, 1-2, 7 HLD, 32.1 IP, 27 H, 19 ER, 3 HR, 26 K, 18 BB **JULY:** 4 G, 1-1, 5.14 ERA, 7.0 IP, 7 H, 4 ER, 2 HR, 5 K, 4 BB

LAST 10 G: 1-1, 3.52 ERA, 4 HLD, 0/1 SVO, 15.1 IP, 10 H, 6 ER, 9 K, 10 BB **VS WCH:** --

- Allowed runs in just two of his 10 games with Low-A Visalia to begin his professional career in 2022.
- Made his professional debut on 4/21/2022 vs. San Jose tossing two scoreless innings where he struck out five batters.
- Was a perfect 13-for-13 in save opportunities, tied for the most in the Diamondbacks farm system in 2022.
- By April's end, he earned a 1.02 WHIP and a .139 BAA (5-for-36) in seven relief appearances (10.2 IP).

2023 SPLITS

VS. RHB: .164/.218/.247, 12 H, HR, 2B, 3B, 6 RBI, 20 K, 4 BB
HOME: 11 G, 1-0, 6.32 ERA, 15.2 IP, 15 H, 11 ER, HR, 14 K, 9 BB
W/ RISP: .306/.381/.389, 11 H, 3 2B, 13 RBI, 12 K, 4 BB

VS. LHB: .326/.475/.565, 15 H, 5 2B, 2 HR, 13 RBI, 6 K, 14 BB
AWAY: 13 G, 0-2, 4.32 ERA, 6 HLD, 16.2 IP, 12 H, 8 ER, 2 HR, 12 K, 9 BB

RECENT APPEARANCES

DATE	DEC	P-S	IP	H	R	ER	HR	BB	SO	IR/S
5/21	S	10-6	1.0	0	0	0	0	0	1	0/0
5/24	L BS	15-10	0.1	3	2	2	0	1	0	0/0
5/28	H (4)	20-12	1.0	0	0	0	0	1	0	0/0
5/31	ND	30-19	2.0	2	1	1	0	1	1	0/0
6/4	H (5)	22-12	0.1	1	1	1	0	2	1	0/0
6/8	ND	24-12	2.0	0	0	0	0	1	0	0/0
6/11	H (6)	18-11	1.0	0	0	0	0	1	1	0/0
6/30	ND	20-14	2.0	0	0	0	0	0	1	0/0
7/3 (2)	W (1)	38-24	2.0	2	1	1	1	1	3	0/0
7/6	L (2) BS (2)	27-17	1.0	3	4	3	2	0	0	0/0
7/9	H (7)	33-21	2.0	2	0	0	0	1	1	0/0
7/15	ND	18-14	2.0	0	0	0	0	0	1	0/0

LAST WIN: 7/3/23 (2) vs TUL

LAST LOSS: 7/5/23 @ SPR

LAST SAVE: 5/21/23 @ FRI

#21 GERALD OGANDO - RHP

2023 HIGHS: IP - 2.0, K - 4, BB - 3, H - 3, R - 2, ER - 2

HEIGHT: 6'4"

WEIGHT: 218

B/T: R/R

AGE: 26 (7/28/200 in Santo Domingo, Dominican Republic)

6 G

1-0

-/- SV/SVO

13/7 K/BB

3.38 ERA

OVERALL: 6 G, 1-0, 2 GF, HLD, 8.0 IP, 8 H, 3 ER, 13 K, 7 BB

JULY: 5 G, 1-0, 3.86 ERA, 3 GF, HLD, 7.0 IP, 8 H, 3 ER, 11 K, 4 BB

LAST 10 G: 6 G, 1-0, 2 GF, HLD, 8.0 IP, 8 H, 3 ER, 13 K, 7 BB **VS WCH:** 1 G, 0-0, 0.00 ERA, HLD, 1.0 IP, 2 H, K, 2 BB

- Signed by the Arizona Diamondbacks as a minor league free agent on May 12, 2017 out of Santo Domingo, D.R.
- His 24 games so far in 2023 are already a career-high for appearances in his professional career.
- Between High-A Hillsboro and the Arizona Complex league in 2023, he carries a 3-1 record with a 4.05 ERA, converting on 2/3 SVO
- Tossed 15 scoreless appearances in his 21 games during the 2022 season over 30.2 IP...Went 3-1 with a 3.23 ERA

2023 SPLITS

VS. RHB: .267/.476/.400, 4 H, 2 2B, RBI, 4 K, 6 BB, 21 PA
HOME: 4 G, 0-0, 4.50 ERA, 6.0 IP, 7 H, 2 2B, HR, 8 K, 6 BB
W/ RISP: .333/.400/.667, 3 H, 3 2B, HR, 2 K, BB, 10 PA

VS. LHB: .267/.313/.467, 4 H, HR, 2 RBI, 9 K, BB, 16 PA
ROAD: 2 G, 1-0, 0.00 ERA, 2.0 IP, H, 5 K, BB

RECENT APPEARANCES

DATE	DEC	P-S	IP	H	R	ER	HR	BB	SO	IR/S
6/30	ND	25-11	1.0	0	0	0	0	3	2	0/0
7/3 (1)	ND	28-21	2.0	3	1	1	1	1	1	0/0
7/6	ND	12-10	1.0	0	0	0	0	0	3	0/0
7/9	W (1)	22-12	1.0	0	0	0	0	1	2	0/0
7/14	ND	27-18	2.0	2	2	2	1	0	4	0/0
7/18	H (1)	27-13	1.0	2	0	0	0	2	1	0/0

LAST WIN: 7/9/23 @ SPR

LAST LOSS: 5/31/23 @ EVE (A+)

LAST SAVE: 6/15/23 @ ACL LAD (RK)

#41 MICHEL OTANEZ - RHP

2023 HIGHS: IP - 2.0, K - 3, BB - 3, H - 3, R - 2, ER - 2

HEIGHT: 6'4"

WEIGHT: 218

B/T: R/R

PITCHER STARTS: Albright (17), Olivero (17), Patrick (17), Hill (16), Bain (7), Tineo (4), Jarvis (3), Solomon (3), Davies (1), Lin (1)

TEAM PITCHING

HOME VS. ROAD TEAM PITCHING

PITCHING STREAKS

CONSECUTIVE SCORELESS APPEARANCES

PLAYER	LENGTH (IP) - DATES	STREAK STATS	PLAYER	LENGTH - DATES	STREAK STATS
Green	15.1 - 6/3-7/8	12 G, 8 H, 13 K, 4 BB	Green	12 G, 6/3-7/8	8 H, 13 K, 4 BB, 58 BF
Saalfrank	12.1 - 5/4-5/30	9 G, 3 H, 18 K, 5 BB, HB	Backhus	9 G - 5/18-6/11	10 H, 14 K, 4 BB, HB
Patrick	11.1 - 5/21-6/3	3 GS, 3 H, 12 K, 4 BB	Saalfrank	8 G - 5/7-5/30	3 H, 17 K, 5 BB, HB
Backhus	10.2 - 5/18-6/11	9 G, 10 H, 14 K, 4 BB, HB	Pope	6 G - 5/26 - 6/16	4 H, 11 K, 35 BF
Pope	10.1 - 5/26-6/20	7 G, 4 H, 13 K, 2 BB, HB	Backhus	6 G - 4/15-5/3	2 H, 2 BB, 9 K
Backhus	9.1 - 4/12-5/6	8 G, 4 H, 12 K, 2 BB	Rice	4 G, 6/3-15	H, 3 K, 2 BB, HB
Hill	7.1 - 4/8-4/15	2 GS, 6 H, 9 K, 4 BB, HBP	Backhus	3 G, 7/8-19	2 H, 3 K, 4 BB
Goddard	6.0 - 4/26-5/9	4 G, 8 K, H	Grammes	3 G, 6/28-7/5	2 H, 4 K, 3 BB
Workman	5.2 - 5/4-5/17	4 G, 4 H, 8 K, BB	Montes De Oca	3 G, 6/8-30	2 K, 2 BB
Jarvis	5.1 - 4/13-4/19	2 GS, 9 K, 4 BB	Otanez	3 G, 6/21-29	7 K, 3 BB
Albright	5.0 - 5/2	1 GS, H, 7 K, 2 BB	Pope	3 G, 5/10-19	6 H, 6 K, BB
Montes De Oca	5.0, 6/8-30	3 G, 2 K, 2 BB	Rice	3 G, 5/14-19	0 H, 4 K, 0 BB 1 SV
Hill	4.2 - 6/24	1 GS, H, K, 3 BB	Rice	3 G - 4/20-27	BB, 3 K
Hill	4.2 - 6/7	1 GS, 3 H, 5 K, 2 BB, HB	Grammes	2 G, 6/8-11	2 H, 4 K, 2 BB

EJECTIONS

PLAYER/COACH	DATE/LOCATION	UMPIRE	REASON
Shawn Roof	4/30, HODGETOWN vs. FRI	HP Jarrod Moehlmann	Arguing call
Shawn Roof	5/20, Riders Field @ FRI	3B Steven Rios Jr.	Arguing call
Shawn Roof	6/9, Momentum Bank Ballpark @ MID	3B Sean Sparling	Checked swing
Jamison Hill	6/18, HODGETOWN vs SA	1B Steven Rios Jr.	Words
Shawn Roof	6/18, HODGETOWN, vs SA	HP Malcom Smith	Arguing call
Juan Centeno	6/30, HODGETOWN, vs TUL	HP Jarrod Moehlmann	Arguing call

AWARDS

PLAYER/COACH	AWARD	DATES	STATS
Bryce Jarvis	TEX Pitcher of the Week	4/17-4/23/2023	W, 5.0 IP, 0 H, 8 K, 4 BB
Ryan Bliss	Texas League Player of the Month	April	.410 AVG (34-for-83), 2 HR, 14 RBI, 17 R, 18 G
Chad Patrick	TEX Pitcher of the Week	5/22-5/28/2023	W, 7.0 IP, 2 H, 6 K, 2 BB
Ryan Bliss	Texas League Player of the Month	May	.361 AVG (35-for-97), 5 HR, 13 RBI, 21 R, 23 G
Andrew Saalfrank	Amarillo Player of the Month	May	9 G, 1-0, 1.42 ERA, 12.2 IP
Ryan Bliss	Amarillo Player of the Month	May	.361 AVG (35-for-97), 5 HR, 13 RBI, 21 R, 23 G
Caleb Roberts	TEX Player of the Week	6/28-7/2	.438 (7-for-16) 3 HR, 2 2B, 4 RBI, 3 BB, 1.675 OPS

2023 MILESTONES ON THE HORIZON

NAME	MILESTONE	TO MEET
Austin Pope	250 Career Strikeouts	2
Kyle Backhus	150 Career Strikeouts	2
Chad Patrick	150 Career Strikeouts	11
A.J. Vukovich	Most Single-Season HR	2
Seth Beer	450 Career MiLB Hits	2

2023 MILESTONES REACHED

NAME	MILESTONE	DATE
Luke Albright	150 Career IP	4/7 @ FRI
Ryan Bliss	150 Career Hits	4/14 vs. CC
A.J. Vukovich	150 Career RBI	4/16 vs. CC
Tim Tawa	150 Career Hits	4/16 vs. CC
A.J. Vukovich	150 Career RBI	4/16 vs. CC
Andrew Saalfrank	100 Career Strikeouts	4/20 @ NWA
Jamison Hill	150 Career Strikeouts	4/21 @ NWA
Austin Pope	200 Career Strikeouts	4/21 @ NWA
Austin Pope	200 Career IP	6/24 @ CC
Devison De Los Santos	150 Career RBI	4/26 vs. FRI
Jackson Goddard	150 Career Strikeouts	4/28 vs. FRI
Deyni Olivero	400 Career IP	4/29 vs. FRI
Tristin English	250 Career Hits	4/29 vs. FRI
Adrian Del Castillo	100 Career Hits	4/30 vs. FRI
A.J. Vukovich	250 Career Hits	5/4 @ CC
Michel Otanez	250 Career Strikeouts	5/17 @ FRI
Ryan Bliss	200 Career Hits	5/28 @ SA
Ryan Bliss	100 Career RBI	6/17 vs SA
Kyle Backhus	100 Career IP	6/1 vs. SPR
Deyni Olivero	300 Career Strikeouts	6/3 (2) vs. SPR
Jordan Lawlar	150 Career Hits	6/3 (1) vs. SPR
Josh Green	250 Career Strikeouts	6/14 vs SA
Jeff Bain	500 Career Strikeouts	7/3 (2) vs TUL
Tim Tawa	Most Single-Season HR	14, 7/15 vs FRI
Caleb Roberts	Most Single-Season HR	10, 7/15 vs FRI
Jordan Lawlar	100 Career RBI	7/16 vs FRI

SOD POODLES vs. LEAGUE IN 2023 (REGULAR SEASON)

NORTH DIVISION	OVERALL	HOME	AWAY	SOUTH DIVISION	OVERALL	HOME	AWAY
Arkansas	0-0	0-0	0-0	Corpus Christi	8-10	3-3	5-7
NW Arkansas	3-3	0-0	3-3	Frisco	9-9	5-4	4-5
Springfield	7-5	4-2	3-3	Midland	8-4	2-4	6-0
Tulsa	5-1	5-1	0-0	San Antonio	4-8	2-4	2-4
Wichita	2-0	2-0	0-0	---			

SOD POODLES vs. LEAGUE ALL-TIME (REGULAR SEASON)

NORTH DIVISION	OVERALL	HOME	AWAY	SOUTH DIVISION	OVERALL	HOME	AWAY
Arkansas	11-14	6-6	5-8	Corpus Christi	49-47	23-17	26-30
NW Arkansas	18-14	8-5	10-9	Frisco	46-49	27-26	19-23
Springfield	20-17	10-8	10-9	Midland	53-40	26-23	27-17
Tulsa	22-22	13-12	9-10	San Antonio	27-29	12-12	15-17
Wichita	12-8	5-3	7-5	---			

SOD POODLES OFFENSE

Most Runs, Game: 15 (7/3 (2) vs TUL)
Most Runs, Inning: 7 (5x: Last: 6/29 vs. TUL, 1st inning)
Most Hits, Game (Team): 18 (3x: Last: 6/8 @ MID)
Most Hits, Game (Indiv.): 4 (3x: Last: Beer, 6/8 @ MID)
Fewest Hits, Game: 2 (3x: Last: 5/18 @ FRI)
Most Hits, Inning: 8 (5/5 @ CC, 3rd inning)
Most HRs, Game (Team): 5 (3x, Last: 7/15 vs FRI)
Most HRs, Game (Indiv.): 3 (Vukovich, 7/3 (1) vs TUL)
Most HR, Inning (Team): 3 (2x, Last: 7/1 vs TUL, 6th inning)
Most SBs, Game (Team.): 9 (7/1 vs. TUL)
Most SBs, Game (Indiv.): 3 (3x, Last: Bliss, 7/3 (1) vs TUL)
Grand Slams: 3 (Last: Tawa, 7/9 @ SPR)
Most Runners LOB, Team: 14 (2x, Last: 7/4 @ SPR)
Most Runs Combined (Two Teams): 23 (4x: Last: 6/10 @ MID)
Most Hits Combined (Two Teams): 33 (4/12 vs. CC)
Most Home Runs During Series (Two Teams): 31 (6/28-7/3 vs. TUL)
Most Runs To Overcome Deficit: 10 (4/26 vs. FRI)

SOD POODLES DEFENSE

Most Errors, Team: 4 (2x, Last: 5/23 @ SA)
Most Errors, Individual: 2 (Lawlar, 5/23 @ SA)
Most Double Plays: 3 (2x, Last: 7/18 vs. WCH)

SOD POODLES PITCHING

Most Ks, Team (9 innings): 14 (5/19 @ FRI)
Most Ks, Team (extra innings): 16 (6/30 vs TUL (13)
Most Walks, Team: 11 (2x: Last: 5/26 @ SA)
Shutouts: 5 (Last: 7/16 vs FRI)
Complete Games (9 IP): --
Complete Games (7 IP): --
Complete Game Shutout, Individual: --
Complete Game Shutout (9.0 IP) Individual: --
Longest Start: 7.0 IP (2x, Last: Hill, 6/24 @ CC)
Longest Relief Appearance: 3.1 IP (2x: Last: Workman, 4/26 vs. FRI)
Most Ks, Individual: 8 (7x: Last: Lin, 7/16 vs FRI)
Most Walks, Individual: 6 (2x: Last: Olivero, 5/23 @ SA)

OPPONENTS OFFENSE

Most Runs, Game: 16 (2x: Last: 5/11 vs. MID)
Most Runs, Inning: 8 (2x: Last: 5/17 @ FRI, 5th inning)
Most Hits, Game (Team): 19 (5/11 vs. MID)
Most Hits, Game (Indiv.): 5 (2x: Last: Calabuig, 5/11 vs. MID)
Fewest Hits, Game: 2 (3x: Last: 5/27 @ SA)
Most Hits, Inning: 7 (2x, Last: 6/20 @ CC)
Most HRs, Game (Team): 5 (2x, Last: 7/3 (2) vs. TUL)
Most HRs, Game (Indiv.): 3 (Rave, 4/18 @ NWA)
Most SBs, Game (Indiv.): 3 (Acuña, 4/30 vs. FRI)
Grand Slams Against: 5 (Last: Hicks, 5/20 @ FRI)
Most Runners LOB, Team: 14 (5/26 @ SA)
Most Runs To Overcome Deficit: 6 (5/20 @ FRI)

OPPONENTS PITCHING

Most Ks Team (9 innings): 17 (6/14 vs SA)
Most Ks, Team (extra innings): 15 (6/30 vs TUL)
Most Walks, Team: 12 (6/20 @ CC)
Most Ks, Individual: 10 (Leiter, 5/17 @ FRI)
Most Walks, Individual: 5 (3x, Last: Martinez, J, 7/9 @ SPR)

OPPONENTS DEFENSE

Most Errors, Team: 3 (5x, Last: 7/4 @ SPR)
Most Errors, Individual: 3 (Whitcomb, 4/12 vs. CC)
Most Double Plays: 3 (6/8 @ MID)

MISCELLANEOUS

Longest Home Game Time (9 innings): 3:36 (6/15 vs. SA)
Shortest Home Game Time (9 innings): 2:11 (5/30 vs. SPR)
Longest Road Game Time (9 innings): 3:13 (5/5 @ CC)
Shortest Road Game Time (9 innings): 2:05 (5/2 @ CC)
Longest Game Time (7 innings): 2:32 (5/14 (2) vs. MID)
Shortest Game Time (7 innings): 1:39 (6/3 (2) vs. SPR)
Longest Extra-Inning Game: 3:42 (6/30 vs TUL)
Longest Game (Innings): 13 (6/30 vs TUL)
Longest Game Delay (Home): 0:40, 5/31 vs. SPR (rain)
Longest Game Delay (Road): 1:53, 5/19 @ FRI (rain)
Highest Attendance (Home): 7,588 (7/3 vs. TUL)
Highest Attendance (Road): 10,019 (5/16 @ FRI)
Lowest Attendance (Home): 3,231 (4/25 vs. FRI)
Lowest Attendance (Road): 2,190 (6/11 @ MID)

LAST TIME IT HAPPENED - 2023

SOD POODLES (INDIVIDUAL)

Perfect Game:
No-Hitter (Individual):
No-Hitter (Combined):
No-Hitter (7-Inning):
1-Hitter (Individual):
1-Hitter (Combined):
2-Hitter (Individual):
2-Hitter (Combined): 3x: Last: 5/27 @ SA, Patrick/Saalfrank
3-Hitter (Combined): 7x: Last: 7/16 vs FRI, Lin/Pope/Rice/Backhus
3-Hitter (Individual):
Complete Game Shutout (9 Inning):
Complete Game Shutout (7 Inning):
10 or more strikeouts (P):
Four (4) Hits: 3x, Last: Seth Beer (6/8 @ MID)
Five (5) Hits:
Six (6) Hits:
Three (3) Doubles:
Four (4) Doubles:
Two (2) Triples:
Two HR Game: 4x, Last: Melendez (7/18 vs WCH)
Three HR Game: Vukovich (7/3 (1) vs TUL)
Grand Slam (Home): 2x, Last: Roberts (7/3 (2) vs. TUL)
Grand Slam (Road): Tawa (7/9 @ SPR)
Inside-The-Park HR: Lawlar (7/3 (1) vs TUL)
Back-To-Back HRs: 5x: Last: Lawlar/Vukovich (7/3 (1) vs. TUL)
Back-To-Back-To-Back HRs:
HR, Both Sides of the Plate:
Hitting for the Cycle:

HR in 2 straight games: 17x: Last: De Los Santos (7/18-19 vs WCH)
HR in 3 straight games: 2x, Last: Castillo (7/15-16 vs FRI, 7/18 vs WCH)
HR in 4 straight games: Roberts (6/30-7/3 vs TUL)
Triple in 2 straight games:
Five (5) RBI: Tawa (2x, Last: 7/9 @ SPR)
Seven (7) RBI: Vukovich (7/3 (1) vs TUL)
Three Runs: 15x: Last: Melendez (7/18 vs WCH)
Four Runs: 4x, Last: Vukovich (7/3 (1) vs TUL)
Five Runs:
Two Stolen Bases: 10x: Last: Lawlar (7/3 (1) vs TUL)
Three Stolen Bases: 3x, Last: Bliss (7/3 (1) vs TUL)
Four Stolen Bases:
Steal of home (straight):
Steal of home (double steal): 2x, Last: Bliss/Lawlar, 6/22 @ CC
Four (4) Walks: Roberts (5/31 vs. SPR)
Five (5) Walks:
10 Total Bases in a game: Vukovich (12, 7/3 (1) vs TUL)

SOD POODLES TEAM

20 Runs, Game:
20 Hits, Game:
10+ Runs, Inning:
Back-to-back 15-hit games:
Everyone in order gets a hit: 7x: Last: 7/3 (1) vs TUL
Everyone in order scores a run: 5/5 @ CC
Only player in order to get a hit:
15+ Strikeouts, Game (Batting): 2x, Last: 6/30 vs TUL (15)
Triple Play:
Winning Streak: 7 (6/6-6/13)
Losing Streak: 4 (2x: Last: 5/23-5/26)



HIGHS & LOWS - ALL TIME



SOD POODLES OFFENSE

Most Runs, Game: 20 (9/11/21 vs. TUL)
Most Runs, Inning: 11 (6/11/22 vs. FRI, 8th inning)
Most Hits, Game: 24 (9/11/21 vs. TUL)
Most Hits, Game (Indiv.): 5 (3x: Last: Barrosa, 7/22 @ MID)
Fewest Hits, Game: 0 (5/26/22 @ ARK)
Most HRs, Game (Team): 7, (6/5/21 @ FRI)
Most HRs, Game (Indiv.): 3, 2x, Last: Vukovich (7/3/23 (1) vs TUL)
Grand Slams: 14 (Last: Tawa, 7/9 @ SPR, 3rd inning)
Most SBs, Game (Team.): 9 (7/1/23 vs. TUL)
Most SBs, Game (Indiv.): 3 (8x: Last: Bliss, 7/3/23 (1) vs. TUL)
Most Runners LOB, Team: 14 (5x: Last: 7/4/23 @ SPR)
Most Runs Combined (Two Teams): 33 (4/12/23 vs. CC)
Most Hits Combined (Two Teams): 37 (2x: Last: 4/23/22 vs SA)
Most Home Runs During Series (Two Teams): 34 (9/7-12/21 vs. TUL)
Most Runs To Overcome Deficit: 10 (4/26/23 vs. FRI)

SOD POODLES DEFENSE

Most Errors, Team: 5 (6/19/21 vs. MID)
Most Errors, Individual: 2 (26x: Last: Lawlar, 5/23/23 @ SA)
Most Ground Into Double Plays: 4 (2x: Last: 9/17/21 vs. FRI)

SOD POODLES PITCHING

Most Ks, Team (9 innings): 17 (2x: Last: 5/9/21 @ TUL)
Most Ks, Team (extra innings): 19 (5/11/19 @ CC)
Most Walks, Team: 12 (8/27/22 @ CC)
Shutout: 25x: Last: 7/16/23 vs FRI
Last Complete Game (9 IP): --
Last Complete Game (7 IP): Nelson (G1, 9/1/21 @ SA)
Last Complete Game (5 IP): Walston (7/29/22 vs. CC)
Last Complete Game Shutout: Frias (8/1/21 vs. SA (7))
Longest Start: 8.0 IP (Cecconi, 6/8/22 vs FRI)
Longest Relief Appearance: 3.1 IP (4x, last: Workman, 4/26 vs FRI)
Most Ks, Individual: 12 (4x: Last: Pfaadt: 6/23/22 @ CC)
Most Walks, Individual: 7 (Nelson, 7/6/21 @ SA)



LAST TIME IT HAPPENED - ALL TIME

SOD POODLES (INDIVIDUAL)

Perfect Game:
No-Hitter (Individual):
No-Hitter (Combined):
No-Hitter (7-Inning): 2x: Tabor, 7/11/21 @ SA; Frias, 8/1/21 vs. SA
1-Hitter (Individual): 7/29/22 (Walston, 5-inning game)
1-Hitter (Combined): 2x: Last: 4/16/22 (Jarvis, Weiss - 7 inning game)
2-Hitter (Individual):
2-Hitter (Combined): 5x: Last: 5/27/23 @ SA, Albright/Saalfrank
3-Hitter (Combined): 22x: Last: 7/16/23 vs FRI, Lin/Pope/Rice/Backhus
3-Hitter (Individual):
Complete Game Shutout (9 Inning):
Complete Game Shutout (7 Inning): 2x: Tabor, 7/11/21 @ SA; Frias, 8/1/21 vs. SA
10 or more strikeouts: 14x, Last: Walston (7/29/22 vs. CC)
Four (4) Hits: 31x: Last: Beer (6/8/23 @ MID)
Five (5) Hits: 3x: Last: Cedenio (8/18/22 @ MID)
Six (6) Hits:
Three (3) Doubles: 3x: Last: Carroll, (4/23/22 vs SA)
Four (4) Doubles:
Two (2) Triples:
Two HR Game: 33x: Last: Melendez (7/18/23 vs. WCH)
Three HR Game: 2x, Last: Roberts, 7/3/23 (2) vs TUL)
Grand Slam (Home): 11x: Last: Roberts, 7/3/23 (2) vs. TUL)
Grand Slam (Road): 3x: Last: Tawa, 7/9/23 @ SPR
Inside-The-Park HR: 5x: Last: Vukovich (7/3/23 (1) vs TUL)
Back-To-Back HRs: 21x: Last: Lawlar/Vukovich (7/3/23 (1) vs. TUL)
Back-To-Back-To-Back HRs:
B-2-B-2-B-2-B HRs: 9/11/21 vs. TUL - Garrett/Kennedy/Fletcher/Canzone (3rd inning)
HR, Both Sides of the Plate: 3x: Last: Stankiewicz (7/15/22 vs SA)
Hitting for the Cycle:

OPPONENTS OFFENSE

Most Runs, Game: 21 (2x: Last: 9/2/22 vs. FRI)
Most Runs, Inning: 11 (9/2/22 vs. FRI, 5th inning)
Most Hits, Game (Team): 23 (9/2/22 vs. FRI)
Most Hits, Game (Indiv.): 6 (Guldborg, 4/10/22 vs MID)
Fewest Hits, Game: 0 (2x: Last: 8/1/21 vs. SA - Frias no-hitter)
Most HRs, Game (Team): 9 (Last: 5/17/22 vs. TUL)
Most HRs, Game (Indiv.): 4 (Chandler Redmond, 8/10/22 vs SPR)
Most SBs, Game (Indiv.): 3 (Acuña, 4/30/23 vs. FRI)
Grand Slams: 23 (Last: Hicks, 5/20/23 @ FRI, off Hill, 5th inning)
Most Runners LOB, Team: 16 (4/10/22 vs. MID)
Most Runs To Overcome Deficit: 10 (7/18/21 @ MID)

OPPONENTS PITCHING

Most Ks Team (9 innings): 17 (3x: Last: 6/14/23 vs SA)
Most Ks, Team (extra innings): 19 (5/11/19 @ CC, 10)
Most Walks, Team: 12 (6/20 @ CC)
Shutout: 21x: Last: 4/22/23 @ NWA
Last Complete Game: Jones (5/26/22 (2) @ ARK)
Last Complete Game Shutout (7 IP): Jones (5/26/22 (2) @ ARK)
Most Ks, Individual: 14 (Dustin May, 6/22/19 @ TUL)
Most Walks, Individual: 7 (Robaina, 7/31/22 vs. CC)

OPPONENTS DEFENSE

Most Errors, Team: 4 (5x: Last: 7/22/22 @ MID)
Most Errors, Individual: 3 (3x: Last: Whitcomb, 4/12/23 vs. CC)
Most Ground Into Double Plays: 4 (2x: Last: 9/14/22 @ SA)

MISCELLANEOUS

Longest Home Game Time (9 innings): 4:08 (9/11/21 vs. TUL)
Shortest Home Game Time (9 innings): 2:01 (6/8/22 vs FRI)
Longest Road Game Time (9 innings): 3:34 (7/29/19 @ NWA)
Shortest Road Game Time (9 innings): 1:50 (8/21/22 @ MID)
Longest Game Time (7 innings): 2:36 (9/1/21 @ SA)
Shortest Game Time (7 innings): 1:29 (5/26/22 (2) @ ARK)
Longest Extra-Inning Game: 4:08 (4/22/22 vs. SA, 11)
Longest Game (Innings): 13 (6/30/23 vs TUL)
Longest Game Delay (Home): 3:15 (5/18/21 vs. MID)
Longest Game Delay (Road): 1:53 (5/19/23 @ FRI)
Highest Attendance (Home): 7,588 (7/3/23 vs. TUL)
Highest Attendance (Road): 10,366 (5/18/19 @ FRI)
Lowest Attendance (Home): 3,851 (6/1/22 vs. MID)
Lowest Attendance (Road): 1,906 (8/17/22 @ MID)
Largest Margin of Victory: 15 (19-4, 6/9/21 vs. CC)
Largest Margin of Defeat: 19 (21-2, 9/2/22 vs. FRI)

SOD POODLES TEAM

20 Runs, Game: 20, 9/11/21 vs. TUL
20 Hits, Game: 5x: Last: 20, 8/18/22 @ MID
10+ Runs, Inning: 2x: Last: 6/11/22 vs. FRI (11, 8th inning)
Back-to-back 15-hit games: 2x: Last: 4/22-4/23/22 vs. SA
Everyone in order gets a hit: 33x: Last: 7/3/23 (1) vs. TUL
Everyone in order gets multiple-hits: 5/8/22 vs. MID
Everyone in order scores a run: 7x: Last: 5/5/23 @ CC
Only player in order to get a hit: 4x: Last: Diaz, G1, 9/1/21 @ SA
15+ Strikeouts, Game (Batting): 18x: Last: 6/30/23 vs TUL (15)
Triple Play:
Winning Streak: 7 (6/6-13/23)
Losing Streak: 7 (7/30-8/6/22)

DATE	NO	TRANSACTION
4/7	1	INF Camden Duzenack reinstated from the Dev. List, transferred to AMA.
4/11	2	RHP Josh Green reinstated from the Dev. List, assigned to AMA.
4/11	3	RHP Jackson Goddard placed on the Dev. List.
4/12	4	LHP Joe Mantiply assigned to AMA on MLB Rehab Assignment.
4/14	5	INF Camden Duzenack transferred to RNO.
4/18	6	LHP Joe Mantiply recalled from MLB Rehab Assignment to ARI.
4/18	7	RHP Jackson Goddard reinstated from Dev. List, assigned to AMA.
4/20	8	OF Caleb Roberts placed on AMA IL.
4/21	9	RHP Raffi Vizcaino transferred from AMA to RNO.
4/21	10	INF Jonathan Guzman transferred to AMA from HIL.
4/21	11	LHP Hugh Fisher transferred to AMA from HIL.
4/22	12	RHP Michel Otanez placed on AMA IL.
4/25	13	RHP Byrce Jarvis transferred from AMA to RNO.
4/25	14	LHP Dillon Larsen transferred to AMA from HIL.
4/25	15	RHP Marcos Tineo transferred to AMA from HIL.
5/2	16	RHP Mitchell Stump transferred to AMA from RNO.
5/2	17	LHP Dillon Larsen transferred from AMA to HIL.
5/5	18	INF Tristin English transferred from AMA to RNO.
5/5	19	INF Kevin Vicuña signed by ARI, assigned to AMA.
5/7	20	INF Jonathan Guzman placed on AMA IL.
5/8	21	INF Jarrod Watkins transferred to AMA from HIL.
5/10	22	RHP Josh Green placed on AMA IL.
5/13	23	RHP Michel Otanez reinstated from AMA IL.
5/14	24	INF Neyfy Castillo placed on AMA IL.
5/16	25	OF Caleb Roberts reinstated from AMA IL.
5/16	26	RHP Endrys Briceno transferred to AMA from RNO.
5/16	27	RHP Marcos Tineo released.
5/19	28	INF Camden Duzenack reinstated from RNO IL, transferred to AMA.
5/19	29	LHP Hugh Fisher placed on Dev. List.
5/20	30	RHP Zach Davies assigned to AMA on MLB Rehab.
5/23	31	INF Neyfy Castillo reinstated from IL.
5/23	32	INF Seth Beer reinstated from Dev. List, transferred to AMA.
5/23	33	INF Kevin Vicuña placed on Dev. List.
5/23	34	INF Jarrod Watkins released.
5/25	35	RHP Endrys Briceno transferred from AMA to RNO.
5/25	36	RHP Conor Grammes transferred to AMA from HIL.
5/26	37	RHP Michel Otanez transferred from AMA to RNO.
5/26	38	LHP Hugh Fisher reinstated from Dev. List.
6/1	39	RHP Josh Green reinstated from IL
6/1	40	LHP Hugh Fisher placed on Dev. List
6/13	41	RHP Christian Montes De Oca placed on IL
6/20	42	RHP Blake Workman released
6/20	43	LHP Andrew Saalfank transferred from AMA to RNO
6/20	44	RHP Michel Otanez transferred to AMA from RNO
6/20	45	RHP Peter Solomon transferred to AMA from RNO
6/21	46	INF Kevin Vicuña transferred from AMA to HIL
6/24	47	RHP Jackson Goddard placed on AMA IL
6/26	48	RHP Gerald Ogando transferred to AMA from HIL
6/29	49	RHP Raffi Vizcaino reinstated from RNO IL, transferred to AMA
6/29	50	RHP Christian Montes De Oca reinstated from IL
6/29	51	LHP Jake Rice placed on Dev. List
7/1	52	INF Kevin Vicuña transferred to AMA from HIL
7/1	53	INF Deyvison De Los Santos placed on the Dev. List
7/7	54	INF Julio Carrion transferred to AMA from VIS
7/7	55	INF Ryan Bliss placed on Temp. Inactive List
7/7	56	INF Jordan Lawlar placed on Temp. Inactive List
7/9	57	RHP Deyni Olivero placed on Dev. List
7/13	58	INF Jordan Lawlar reinstated from Temp. Inactive List
7/13	59	C J.J. D'Orazio transferred to AMA from HIL
7/13	60	LHP Yu-Min Lin transferred to AMA from HIL
7/13	61	LHP Will Mabrey transferred to AMA from HIL
7/13	62	INF Ivan Melendez transferred to AMA from HIL

[illegible][illegible]

Game	Date	Opponent	W/L	Winning Pitcher	Losing Pitcher	Save	Record	Standing	Attendance	TOG
1	4/6	@ FRI	L, 12-4	Anderson, G (1-0)	Jarvis, B (0-1)	-	0-1	T-2nd (-1.0)	8,320	2:28
2	4/7	@ FRI	W, 3-1	Albright, L (1-0)	Krauth, N (0-1)	Backhus, K (1)	1-1	T-1st (+0.5)	8,655	2:16
3	4/8	@ FRI	W, 5-3	Rice, J (1-0)	Starr, N (0-1)	Vizcaino, R (1)	2-1	T-1st (+1.0)	9,030	2:57
4/9-10		OFF								
4	4/11	CC	L, 5-4	Melendez, J (1-0)	Patrick, C (0-1)	Macuare, A (1)	2-2	T-2nd (-1.0)	5,452	2:26
5	4/12	CC	W, 13-10	Mantiply, J (1-0)	Robaina, J (0-1)	-	3-2	T-1st (+1.0)	4,093	3:16
6	4/13	CC	W, 5-2	Jarvis, B (1-1)	Cobos, F (0-1)	Montes De Oca, C (1)	4-2	1st (+1.0)	4,547	2:39
7	4/14	CC	L, 13-10	Sprinkle, J (1-0)	Albright, L (1-1)	-	4-3	T-1st (+1.0)	6,417	2:54
8	4/15	CC	W, 5-3	Mantiply, J (2-0)	Gordon, C (0-2)	Backhus, K (2)	5-3	1st (+1.0)	6,146	2:28
9	4/16	CC	L, 11-5	Melendez, J (2-0)	Patrick, C (0-2)	-	5-4	T-1st (+1.0)	5,187	2:54
4/17		OFF								
10	4/18	@ NWA	L, 16-6	Del Rosario, Y (1-0)	Olivero, D (0-1)	-	5-5	T-1st (+1.0)	2,399	2:40
11	4/19	@ NWA	W, 5-0	Jarvis, B (2-1)	Veneziano, A (1-1)	-	6-5	T-1st (+1.0)	2,792	2:29
12	4/20	@ NWA	W, 3-2 (10)	Otanez, M (1-0)	Biasi, D (1-1)	Rice, J (1)	7-5	1st (+0.5)	3,751	3:08
13	4/21	@ NWA	L, 5-0	Hoffmann, A (2-1)	Hill, J (0-1)	-	7-6	T-1st (+1.0)	4,690	2:26
14	4/22	@ NWA	L, 5-0	Marsh, A (1-0)	Patrick, C (0-3)	-	7-7	T-1st (+3.0)	4,856	2:14
15	4/23	@ NWA	W, 6-2	Saalfrank, A (1-0)	Way, B (0-2)	-	8-7	T-1st (+0.5)	4,640	2:48
4/24		OFF								
16	4/25	FRI	W, 9-7	Rice, J (2-0)	Starr, N (1-2)	Backhus, K (3)	9-7	T-1st (+1.0)	3,231	2:34
17	4/26	FRI	W, 12-11 (10)	Workman, B (1-0)	Church, M (0-1)	-	10-7	1st (+1.0)	3,275	3:24
18	4/27	FRI	L, 5-1	Roby, T (1-2)	Bain, J (0-1)	-	10-8	1st (+0.5)	6,239	2:38
19	4/28	FRI	L, 12-6	Speas, A (1-0)	Patrick, C (0-4)	-	10-9	2nd (-0.5)	4,393	2:55
20	4/29	FRI	W, 11-4	Olivero, D (1-1)	Leiter, J (0-2)	-	11-9	1st (+0.5)	5,928	2:38
21	4/30	FRI	L, 12-7	Church, M (1-1)	Tineo, M (0-1)	-	11-10	T-1st (+0.5)	5,125	2:53
5/1		OFF								
22	5/2	@ CC	L, 3-1	Robaina, J (1-2)	Fisher, H (0-1)	-	11-11	T-2nd (-1.0)	2,774	2:05
23	5/3	@ CC	W, 3-0	Pope, A (1-0)	Kouba, R (1-1)	Backhus, K (4)	12-11	T-1st (+1.5)	2,401	2:15
24	5/4	@ CC	L, 6-1	Gordon, C (2-2)	Patrcik, C (0-5)	-	12-12	T-2nd (-1.0)	3,678	2:11
25	5/5	@ CC	W, 12-8	Goddard, J (1-0)	Plumlee, P (0-1)	-	13-12	T-1st (+2.5)	4,651	3:13
26	5/6	@ CC	L, 12-7	VanWey, L (1-0)	Tineo, M (0-2)	-	13-13	T-2nd (-1.0)	4,327	2:49
27	5/7	@ CC	L, 5-4	Arrighetti, S (2-2)	Albright, L (1-2)	McDonald, C (1)	13-14	T-2nd (-2.0)	4,726	2:28
5/8		OFF								
28	5/9	MID	L, 11-9	Supak, T (2-0)	Hill, J (0-2)	-	13-15	2nd (-3.0)	6,284	2:47
29	5/10	MID	W, 6-3	Saalfrank, A (2-0)	Salinas, R (1-2)	-	14-15	2nd (-2.0)	4,495	2:20
30	5/11	MID	L, 16-6	Pérez, F (1-0)	Olivero, D (1-2)	-	14-16	2nd (-3.0)	5,363	2:56
31	5/12	MID	L, 6-1	Cushing J (1-0)	Tineo, M (0-3)	-	14-17	3rd (-4.0)	7,165	2:27
	5/13	MID	PPD							
32	5/14(1)	MID	W, 10-1	Albright, L (2-2)	Ginn, J (0-2)	-	15-17	-	0	1:40
33	5/14(2)	MID	L, 13-1	Tomioka, S (1-0)	Hill, J (0-3)	-	15-18	3rd (-4.0)	4,621	2:32
5/15		OFF								
34	5/16	@ FRI	L, 3-2	Church, M (2-2)	Goddard, J (1-1)	Starr, N (1)	15-19	3rd (-4.0)	10,019	2:30
35	5/17	@ FRI	L, 10-4	Leiter, J (2-2)	Olivero, D (1-3)	-	15-20	T-4th (-4.0)	2,890	2:27
36	5/18	@ FRI	L, 7-1	Garcia, R (1-3)	Bain, J (0-2)	-	15-21	5th (-4.0)	3,480	2:13
37	5/19	@ FRI	W, 2-1	Albright, L (3-2)	White, O (1-1)	Rice, J (2)	16-21	T-4th (-4.0)	5,943	2:24 (1:53)
38	5/20	@ FRI	L, 8-7 (10)	Kelly, A (2-0)	Stumpo, M (0-1)	-	16-22	T-4th (-5.0)	7,070	3:26
39	5/21	@ FRI	W, 3-1	Patrick, C (1-5)	Church, M (2-3)	Montes De Oca, C (2)	17-22	T-4th (-5.0)	6,306	2:32
5/22		OFF								
40	5/23	@ SA	L, 14-4	Bachar, L (2-0)	Olivero, D (1-4)	-	17-23	5th (-5.0)	5,054	2:48
41	5/24	@ SA	L, 4-3	Hernandez, N (3-1)	Montes De Oca, C (0-1)	-	17-24	5th (-5.0)	4,990	2:35
42	5/25	@ SA	L, 5-4	Kopps, K (3-0)	Otanez, M (1-1)	Jacob, A (1)	17-25	5th (-6.0)	3,549	2:35
43	5/26	@ SA	L, 8-2	Wolf, J (3-5)	Hill, J (0-4)	-	17-26	5th (-7.0)	4,124	2:57
44	5/27	@ SA	W, 1-0	Patrick, C (2-5)	Snider, D (0-3)	Saalfrank, A (1)	18-26	5th (-6.0)	4,828	2:30
45	5/28	@ SA	W, 9-3	Grammes, C (1-0)	Henry, H (1-2)	-	19-26	5th (-5.0)	3,530	2:46
5/29		OFF								
46	5/30	SPR	W, 7-1	Bain, J (1-2)	Gragg, L (0-3)	-	20-26	5th (-4.0)	4,179	2:11
47	5/31	SPR	W, 13-8	Stumpo, M (1-1)	Sawyer, L (1-2)	-	21-26	4th (-4.0)	4,177	3:03
48	6/1	SPR	W, 3-2	Grammes, C (2-0)	Pereira, W (3-3)	-	22-26	4th (-4.0)	4,690	1:54
49	6/2	SPR	PPD							
49	6/3(1)	SPR	L, 5-4 (8)	Roycroft, C (1-0)	Backhus, K (0-1)	Granillo, A (2)	22-27	4th (-3.5)	-	2:26
50	6/3(2)	SPR	W, 6-1 (7)	Olivero, D (2-4)	Hernandez, K (5-2)	-	23-27	4th (-4.0)	6,502	1:39
51	6/4	SPR	L, 6-5	Sawyer, L (2-2)	Grammes, C (2-1)	-	23-28	4th (-4.0)	5,636	2:44

