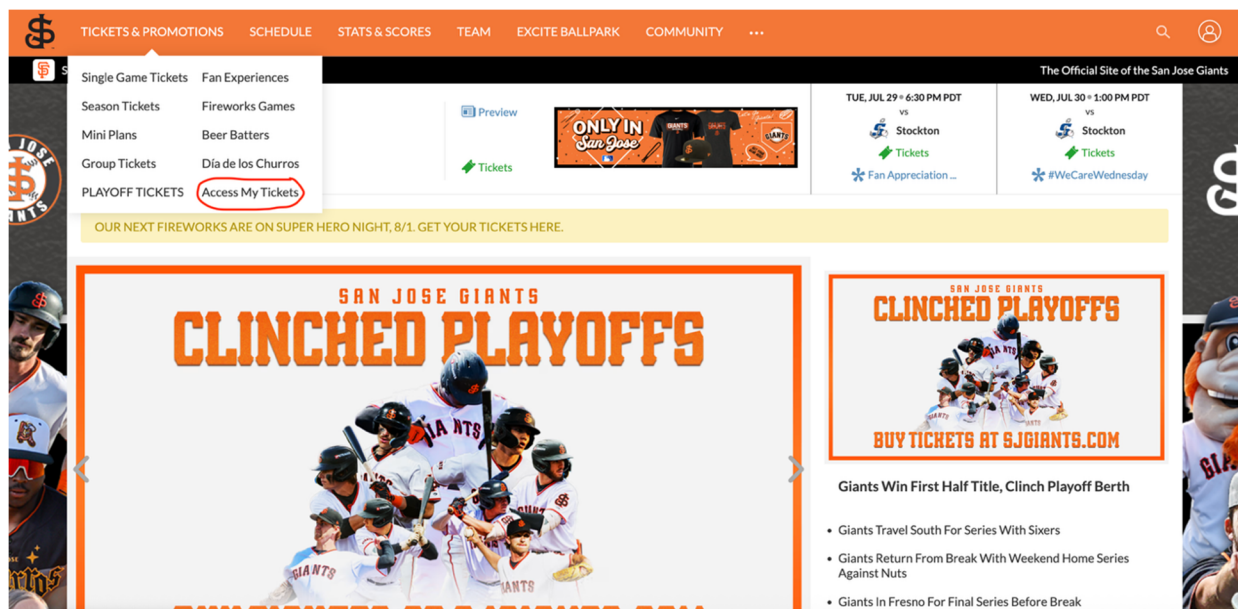




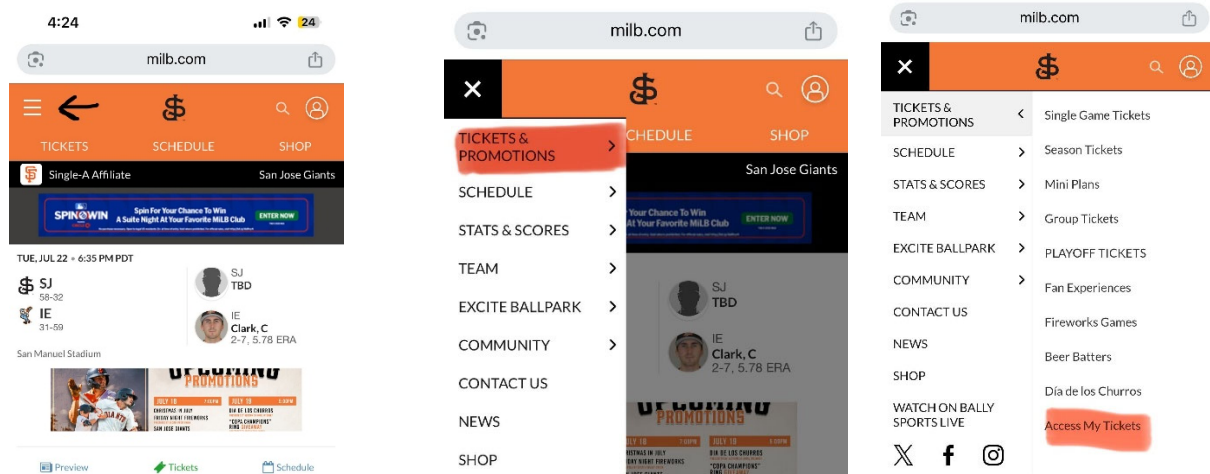
## LOGGING INTO YOUR ACCOUNT

### Step 1)

DESKTOP: On the navigation bar, hover over the 'Tickets & Promotions' tab and click **Access My Tickets**.

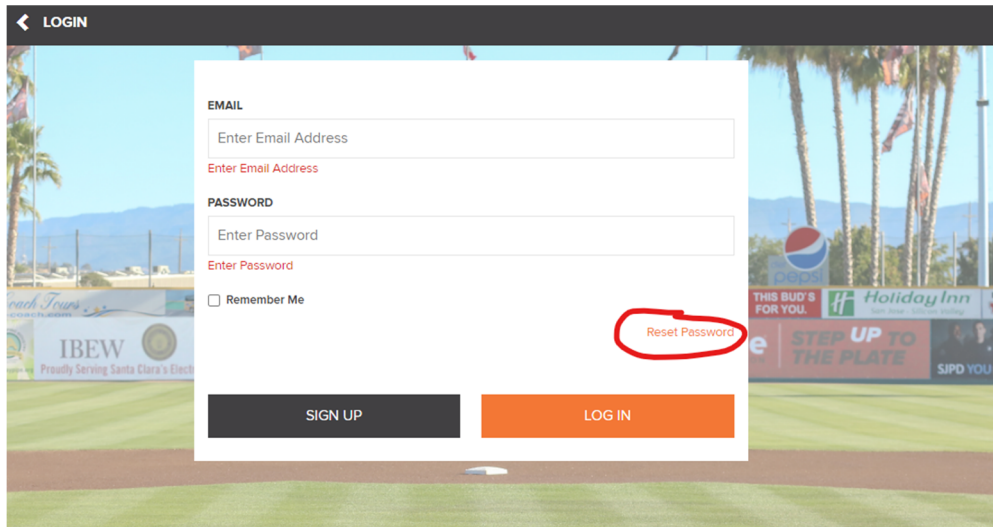


MOBILE: Click the hamburger icon in the top left corner, click Tickets & Promotions then click Access My Tickets



**Step 2)**

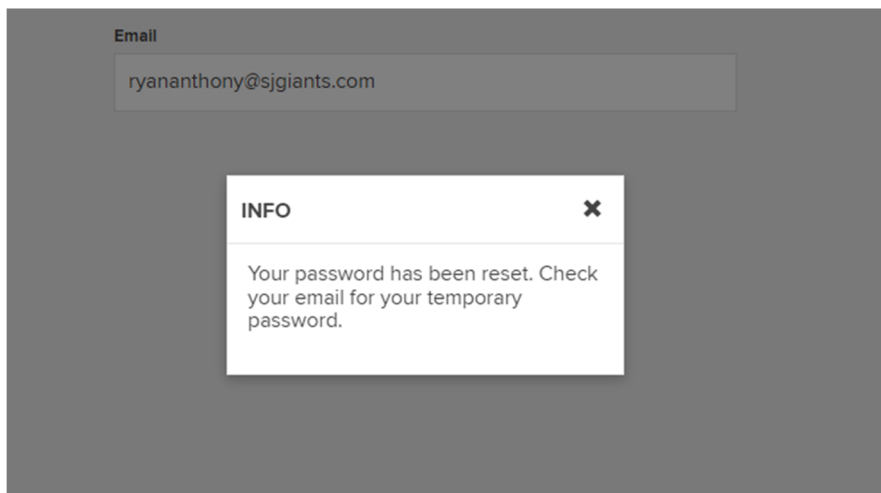
Here you will find the log in page. Fill out your email and select **RESET PASSWORD**.



The screenshot shows a login form titled "LOGIN" with a back arrow. It contains two input fields: "EMAIL" with the placeholder "Enter Email Address" and "PASSWORD" with the placeholder "Enter Password". Below the password field is a "Remember Me" checkbox. At the bottom are "SIGN UP" and "LOG IN" buttons. A red circle highlights the "Reset Password" link located to the right of the password field.

**Step 3)**

Information will pop up about resetting, fill out your email address and choose the orange **SUBMIT** button.

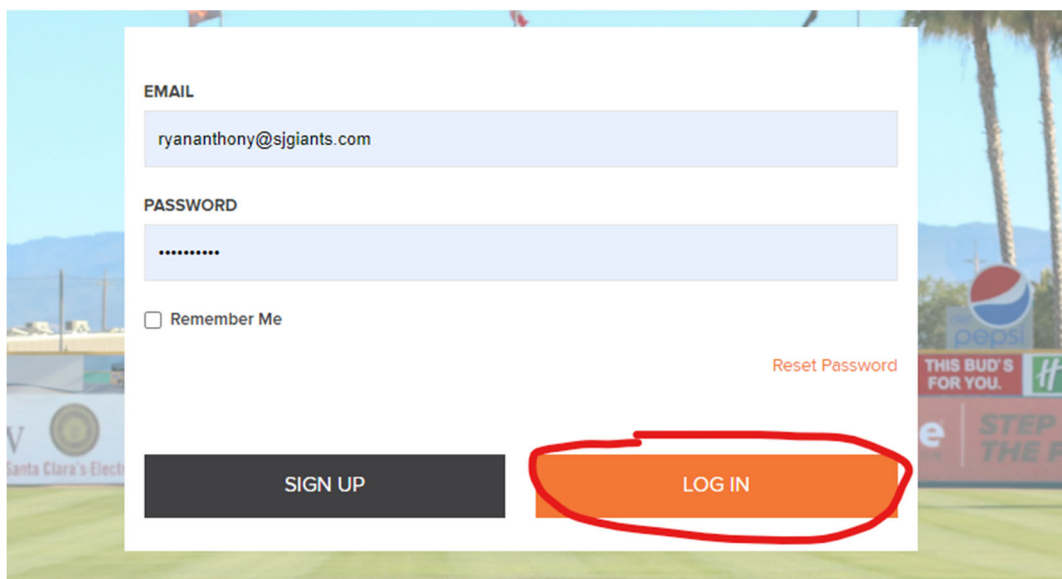


The screenshot shows a form with the label "Email" and the email address "ryananthony@sjgiants.com" entered. Below the form is a white "INFO" box with a close button (X) in the top right corner. The text inside the box reads: "Your password has been reset. Check your email for your temporary password."

**Step 4)**



Go back to the log in page. Fill out your email and use the temporary password you were sent via email. Select the orange **LOG IN** button.

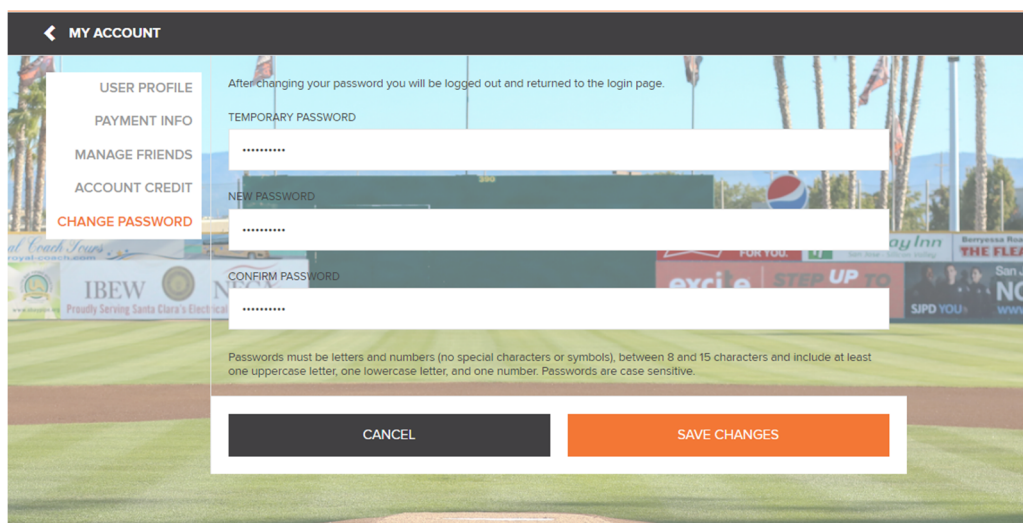


The login form is displayed on a background image of a baseball field. It contains the following elements:

- EMAIL**: A text input field containing the email address `ryananthony@sjgiants.com`.
- PASSWORD**: A text input field with masked characters (dots).
- ☐ **Remember Me**: A checkbox option.
- [Reset Password](#): A link in orange text.
- SIGN UP**: A dark grey button.
- LOG IN**: An orange button, which is circled in red.

### Step 5)

Put in the temporary password you were sent, then a new password you would like to change to and confirm that password. Click **SAVE CHANGES**.



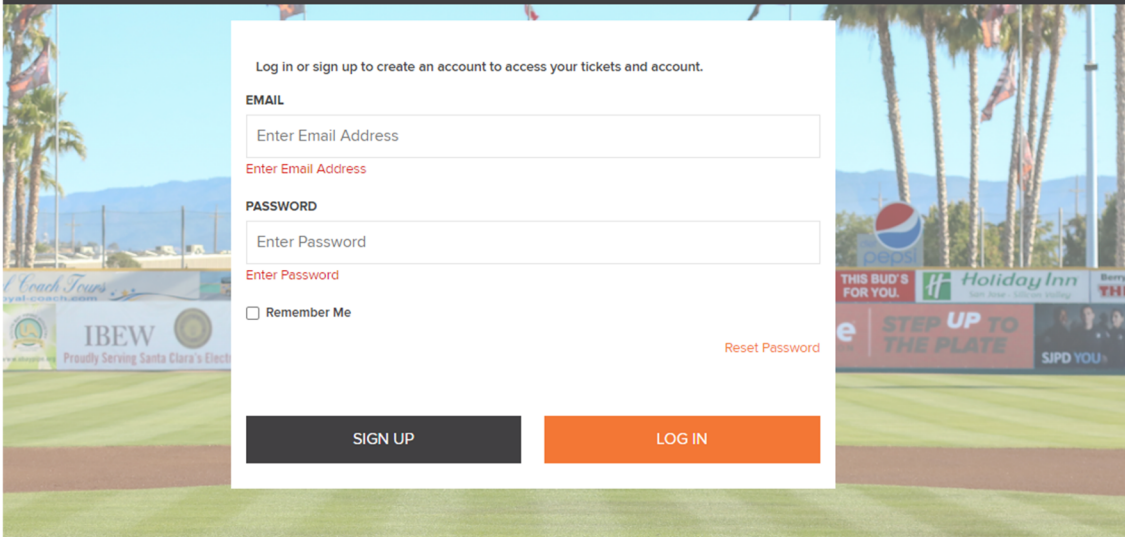
The 'MY ACCOUNT' section is shown with a sidebar menu on the left containing: USER PROFILE, PAYMENT INFO, MANAGE FRIENDS, ACCOUNT CREDIT, and CHANGE PASSWORD (highlighted in orange). The main content area includes:

- A warning: "After changing your password you will be logged out and returned to the login page."
- TEMPORARY PASSWORD**: A text input field with masked characters.
- NEW PASSWORD**: A text input field with masked characters.
- CONFIRM PASSWORD**: A text input field with masked characters.
- Instructions: "Passwords must be letters and numbers (no special characters or symbols), between 8 and 15 characters and include at least one uppercase letter, one lowercase letter, and one number. Passwords are case sensitive."
- CANCEL**: A dark grey button.
- SAVE CHANGES**: An orange button.

### Step 6)



You will be redirected to the initial log in page, you will use your email and the password you created to log in.



← LOGIN

Log in or sign up to create an account to access your tickets and account.

EMAIL

Enter Email Address

PASSWORD

Enter Password

☐ Remember Me

Reset Password

SIGN UP

LOG IN