

Columbus Clippers

Game Information

Game #8

Home Game #3

Media Relations Department - 330 Huntington Park Ln., Columbus, OH 43215 - (614)-462-5250 - aslosser@clippersbaseball.com



(5-3)

Omaha Storm Chasers

(Kansas City Royals)

RHP Ronald Bolanos (0-0, 3.60)

VS.

Columbus Clippers

(Cleveland Indians)

LHP Logan Allen (0-1, 47.25)



(5-2)

Thursday, May 13 (12:05) - Huntington Park

LAST GAME

May 12	R	H	E	LOB
Omaha	5	7	1	8
Columbus	4	8	0	9

W: Kyle Zimmer (1-0)

L: Danny Young (0-1)

S: Gabe Speier (1)

HR: Bradley (2); Rivera (2),

Viloria (1), Olivares (2)

Highlights

Bobby Bradley drove in runs three different ways, with a sac fly, a solo HR and a single.

Ernie Clement was 2x4 with a double and **Bradley Zimmer** went 2x3, including a single off his brother, **Kyle Zimmer**.

Upcoming Probables

Friday, May 14 vs. Omaha (7:05): LHP Jake Kalish (0-1, 9.53) vs. LHP Scott Moss (0-0, 0.00)

Saturday, May 15 vs. Omaha (7:05): RHP Jackson Kowar (2-0, 0.87) vs. RHP Eli Morgan (0-0, 8.10)

Sunday, May 16 vs. Omaha (2:05): RHP Carlos Hernandez (0-1, 6.00) vs. LHP Kirk McCarty (2-0, 1.64)

Tuesday, May 18 at Toledo (6:35): RHP Jean Carlos Mejia (0-0, 2.00) vs. TBA

Today's Game

The Clippers will send LHP **Logan Allen** to the mound today, hoping to bounce back from last night's heartbreaker (1-0 after a loss this season). Omaha will counter with RHP **Ronald Bolanos**. The Clippers are 5-2 (.714) against right handers this year. Bolanos has never pitched against Columbus in his career (today is second career start in Triple-A).

vs. the Storm Chasers

Columbus had not played Omaha in the regular season since 1991, when they were known as the Royals and played in the American Association. From 1988-91, the two leagues played crossover games with the Clippers winning 11 of 21 against Omaha, including six of nine in Columbus. The Clippers met the Storm Chasers in the 2011 Triple-A National Championship in Albuquerque (W, 8-3).

Checked All the Boxes

The Clippers scored in the 3rd last night and have now scored in every inning this season, but the bulk of the team's total runs have come in the 1st (6), 5th (8) and 7th (9, 77% of team runs in those three innings). On the flip side, the opponents have not crossed the plate in the 5th or 7th (got on the board for the first time in the 8th and 9th last night).

Small Ball

Bradley Zimmer was 1x17 going into last night's game and then reached base four times last night (2x3, BB, HBP). His multi-hit game was his first since 7/28/20 with Cleveland, against the White Sox (went 3x28 for the rest of the 2020 season). In the 2nd inning last night, Zimmer was plunked for the fourth time this season (all in the last four games) and he now leads the IL.

Double Time

Ernie Clement found the gap for a double last night, recording his fifth straight game with a double (has one double in six of seven games this year, leads the IL, owns 40% of the team total). Thanks to those doubles, Clement's only XBH, his .536SLG ranks 31st in the IL and he is one of only two players in the top 32 that has yet to hit a longball (**Owen Miller** ranks 18th with a .630SLG, 4XBH).

Hole in the Heart

The 3-4 spots in the Clipper order went a combined 0x24 through the first three games and 3x40 up until Tuesday night (**Daniel Johnson** and **Bobby Bradley** combined to go 3x8 on Tuesday). Last night, although Johnson went 0x4 (first hitless game of the year), Bradley was 2x4 with a HR and 3RBI (first multi-hit game of the year, second multi-RBI game in his last four).

Johnson on a Roll

After dipping below .300 with an 0x5 day on 8/8/19 vs. Pawtucket, **Daniel Johnson** hit safely in nine straight (.424, 14x33 from 8/9-8/18). On 8/22/19, Johnson tied his single game best with 5RBI and kicked off a streak of four straight games with an XBH (XBH in six of last nine as a Clipper). In his last 23G at Triple-A, he is hitting .337/.412/.570 with 3HR and 13RBI.

Struggles Continue

In 47 games since getting optioned on 7/16/19, **Bobby Bradley** has hit .203/.308/.430 with just 11HR and 27RBI while posting a strikeout in 37% of his PA (73 of 201). Only 11RBI since the option are on non-HR and he has accumulated 75LOB in 47 games. In 43 games immediately prior to getting recalled (5/3-6/21/19), Bradley hit .310/.373/.732 with 21HR and 44RBI (32% strikeout rate, 59K in 185PA).

Arias Too

Following a 2-run HR in his first at bat of the season, **Gabriel Arias** has gone 2x20 with 14 straight hitless at bats until last night. Arias is one of five regulars hitting .150 or below (**Bradley Zimmer**, **Oscar Mercado**, **Bobby Bradley** and **Nolan Jones**). Arias has drawn a walk in each of the last six though, stretching his on base streak to seven (.357OBP).

Shutting It Down

The Clipper bullpen had not allowed a run in the final third of a ballgame until letting one score in the 8th last night, followed by a pair in the 9th. Despite last night's mini-meltdown (4.0IP, 3ER), the bullpen still carries an IL-best 1.35ERA (28.1IP, 2ER, through first six games). The homer given up by **Danny Young** in the 9th snapped a streak of 132TBF without a homer allowed by the relief corps.

ORGANIZATION REPORT

Cleveland (20-14), 2nd place

May 12 R H E

Chicago (NL) 1 9 0

Cleveland 2 7 0

W - **Karinchak** (1-0), L - Thompson (1-1)

HR- none

Wittgren: 1.0IP, 0H, 0R, 0ER, 0BB, 1K

Karinchak: 1.0IP, 0H, 0R, 0ER, 1BB, 2K

5/13 at SEA, 10:10 (**Plesac** vs. Flexen)

Akron (6-1), 2nd place

5/12 at Erie, lost, 4-0

5/13 at Erie, 6:05

Lake County (5-3), T1st place

5/12 vs. Fort Wayne, won, 5-3

5/13 vs. Fort Wayne, 6:35

Lynchburg (8-0), 1st place

5/12 at Salem, won, 8-1

5/13 at Salem, 7:05

vs. OMAHA

All-Time

Home	Road	Overall
7-4	5-7	12-11

2021

Home	Road	Overall
1-1	0-0	1-1

2019

Home	Road	Overall
0-0	0-0	0-0

League Notes

LEAGUE STANDINGS

South	W	L	Pct	GB
GWN	6	2	.750	-
DUR	5	2	.714	0.5
JAX	5	2	.714	0.5
NAS	4	3	.571	1.5
NOR	3	5	.375	3.0
CHA	2	6	.250	4.0
MEM	2	6	.250	4.0
West	W	L	Pct	GB
COL	5	2	.714	-
OMA	5	3	.625	0.5
IND	4	3	.571	1.0
IOW	4	3	.571	1.0
STP	3	5	.375	2.5
LOU	2	5	.286	3.0
TOL	2	5	.286	3.0



Governors' Cup Champions: 1979, 1980, 1981, 1987, 1991, 1992, 1996, 2010, 2011, 2015, 2019

IL West Division Champions: 1979, 1980, 1981, 1983, 1984, 1990, 1991, 1992, 1996, 1997, 1999, 2004, 2011, 2014, 2015, 2016, 2019





Columbus Clippers Game Information

Thursday, May 13

This Date in Clipper History

5/13/1984

Clipper first baseman **Dan Briggs** went 4x5 with a triple, two doubles, two runs and an RBI in Columbus' 6-5 comeback victory over Rochester. The Clippers scored a run in each of their final five at bats with Briggs driving in the game-tying run in the 8th. After the game, Briggs was quoted by the Columbus Dispatch as saying, "Two days from now, no one will remember what I did today."

Huntington (Small) Park

In each of the first 11 years since the move downtown, Huntington Park has ranked among the top two in the IL in homers per game, totaling 2.25 per contest (1,763HR, 783 games). Last year, HP averaged over three per game for the first time ever (seventh time averaging over a pair), as the Clippers surrendered a record 127HR and just missed out on triple digits themselves (97HR was second highest team total). Including the postseason, the Clippers have been out-homered over the life of the park (926 to 895).

year	gms	COL	opp	total	avg	rank	year	gms	COL	opp	total	avg	rank	year	gms	COL	opp	total	avg	rank
2009	71	57	73	130	1.83	2nd	2013	72	63	72	135	1.88	2nd	2017	71	95	88	183	2.58	1st
2010	72	90	83	173	2.40	2nd	2014	72	64	85	149	2.07	2nd	2018	69	68	76	144	2.09	2nd
2011	72	100	77	177	2.46	1st	2015	72	62	64	126	1.75	2nd	2019	69	97	127	224	3.25	2nd
2012	71	91	88	179	2.52	1st	2016	72	74	69	143	1.99	1st	2021	2	1	3	4	2.00	4th

Record Destruction

The Clippers broke the established mark for homers in a season (182 in 1983) on 8/7/19 and finished with a total of 213 (most in the IL). From 5/14-6/2, they homered in 20 straight games (44HR total) and they had seven straight multi-HR games from 6/14-6/21 (22HR). On the mound, they broke the record for homers allowed (156 in 1998) on 7/31/19, giving up 198 for the year (2nd most in the IL).

Ain't Over 'Til It's Over

Since the start of the 2014 season, no team has had more come from behind victories than the 210 posted by Columbus (35 last season) and no team has produced a better winning percentage when trailing than the .353 of the Clippers (Scranton/WB ranks 2nd in win percentage at .338 and wins, 192).

Walk-Off Magic

Columbus was 5-2 in walk-off games last season, winning four thanks to the courtesy runner in extra innings (Columbus pitching did not allow a run through first 9.0IP in extras last year). On 6/29/19 at Louisville, they suffered their first walk-off loss of the year, snapping an 81 game streak without (previous loss was 5/31/18 at Buffalo). Additionally, the Clippers ranked 1st in the IL with a 16-8 (.667) record in games decided in the last at bat.

Trending Downward

While ranking in the top three of the IL with a 4.71ERA (3rd), the 2019 Clippers registered their worst mark since the 1998 season (4.85ERA). In 2018, they ranked dead last in the IL with a 4.34ERA, marking the third straight (now fourth) season that the team ERA had gotten worse. From 2011-16, the Clipper staff turned in a sub-4.00ERA five times in six seasons (zero such seasons from 1993-2010), including the best two ERAs of the past 30 years (3.33 in 2015 and 3.65 in 2016).

Doing Damage

In 2019, the Clippers ranked tied for 5th in the IL with 112RBI with the bases loaded, while carrying a .252 average (10th, 36x143, 4HR). In both 2017 and 2018, the Clippers led the IL in RBI with the bases loaded (243RBI total) and paced the circuit in grand slams (16 total, no other team had more than eight).

Free Swingers

After two straight seasons leading the IL in strikeouts, the Clipper lineup was atop the IL again in 2019 (1,392K, 60 more than 2nd place). They obliterated the franchise record (1,297, set in 2017; 2018's total of 1,290 was 2nd worst in franchise history), passing it on 8/22/19 (reduced strikeout rate to 8.3 per game after setting record, 10.1 prior). On the season a Clipper was punched out at least four times in a game on 15 occasions (**Eric Haase** led the team with three golden sombreros).

That's More Like It

In 2019, the Clippers were 50-30 (.625) when playing errorless baseball, while turning in a 31-29 (.517) mark with at least one error. Contrary to logic, in 2018 they actually had a worse winning percentage when playing mistake free (.514), than when committing at least one error (.530). The Clipper defense finished 1st in 2019 (.983) after falling to 6th in the IL in 2018, ending a run of three consecutive seasons ranked among the top three (2015-17 resulted in the three best seasons in franchise history).

One On, No Out Success

When the leadoff batter of an inning reached base in 2019, the Clippers plated him nearly 60% of the time (over 51% only once in the last six seasons, 55% in 2016). Getting more than one base was a specialty of Clipper hitters, as they led the IL with 136XBH to lead off the inning, including 54HR (led the IL, had 28 leadoff homers in 2018). From 4/13-4/20/19, the Clippers hit 16 leadoff doubles over 72 innings, including four straight innings in a win at Louisville on 4/15/19.

Good Baseball

Ernie Clement advanced a runner with a sac bunt on 5/8 at Louisville and the runner came around to score in the win. During 2019, the Clippers struggled in the bunt department (12 successes), but when the advanced runners did score, they were 7-1. During 2018, Columbus was 23-2 in games in which a run was scored after a good bunt attempt (54 successes; won 17 in a row from 4/12-7/31/18).

International Accolades

Bobby Bradley was named International League Player of the Month for May 2019, reaching base in 24 of 25 games during the month while hitting .302/.374/.740 with 12HR (led IL) and 28RBI. **Brandon Barnes**, **Eric Haase**, **Josh Smith** and **Asher Wojciechowski** were named to the 2019 IL All-Star Team and Bradley, Barnes and Haase were selected to the postseason squad.

Manager Profile

Andy Tracy makes his Clippers debut in 2021, following **Tony Mansolino's** championship rookie year in 2019 (sixth Clipper skipper to win Governors' Cup in first season; **Gene Michael**-79, **Joe Altobelli**-80, **Frank Verdi**-81, **Bucky Dent**-87 and **Mike Sarbaugh**-10). This season marks Tracy's second year as a manager (first with Williamsport in the Philadelphia system), as he holds a career record of 35-48 (.422), 5-2 with Columbus (.714).

Clippers in the Majors (53, with 24 teams)

CLE (16)*- Logan Allen ('19), Jake Bauers ('19), Shane Bieber ('18), Yu Chang ('18-19), Aaron Civale ('19), Daniel Johnson ('19), James Karinchak ('19), Jordan Luplow ('19), Phil Maton ('19), Kyle Nelson ('19), Roberto Perez ('13-14, '16), Zach Plesac ('19), Jose Ramirez ('14-15), **Nick Sandlin** ('19), Nick Wittgren ('19). **ARI (1)**- Anthony Swarzak ('15). **ATL (1)**- Josh Tomlin ('10, '13-15, '18). **BAL (3)**- Shawn Armstrong ('14-17), Adam Plutko ('16-19), Cole Sulser ('16-18). **BOS (0)**- **CHC (0)**- **CIN (1)**- Tyler Naquin ('15-19). **COL (0)**- Jhoulys Chacin ('15). **CWS (1)**- Evan Marshall ('18). **DET (1)**- Robbie Grossman ('16), Eric Haase ('17-19). **HOU (2)**- Michael Brantley ('09-10, '16), Joe Smith ('09-10). **KC (1)**- Carlos Santana ('10). **LAA (1)**- James Hoyt ('18-19). **LAD (1)**- Trevor Bauer ('13-14). **MIA (3)**- Jesus Aguilar ('14-16), Jon Berti ('18), Ross Detwiler ('16). **MIL (0)**- **MIN (1)**- Josh Donaldson ('18). **NYM (2)**- Tommy Hunter ('16), Francisco Lindor ('14-15, '19). **NYG (3)**- Clint Frazier ('16), Corey Kluber ('10-13, '19), Giovanni Urshela ('14-18). **OAK (1)***- **PHI (0)**- **PIT (3)**- Ben Gamel ('21), Erik Gonzalez ('15-17), **Ka'ai Tom** ('19). **SD (1)**- Craig Stammen ('07-08, '16). **SEA (1)**- Sam Haggerty ('18). **SF (0)**- **STL (1)**- Andrew Miller ('17-18). **TB (3)**- Yandy Diaz ('15-18), **Louis Head** ('13, '17-18), Francisco Mejia ('18). **TEX (0)**- **TOR (2)**- A.J. Cole ('19), Julian Merryweather ('17). **WAS (3)**- Playoff Paolo Espino ('10-13), Yan Gomes ('13, '15-16), Ryan Zimmerman ('08).



Today's Starting Pitcher

Thursday, May 13



#26 Logan Allen - LHP

Height: 6-3 **Weight:** 200
Bats: R **Throws:** L
Born: 5/23/97 (23); West Palm Beach, FL
Resides: Bradenton, FL
Acquired: Traded by San Diego to Cleveland on 7/31/19.

Last Game:

- Tagged with the loss at Louisville on 5/6, allowing more ER than IP for the fourth straight start, including MLB.

- **Inn TBF**

Inn	TBF	H	R	ER	BB	K	LOB	Sequence
1st	3	0	0	0	0	0	0	F8, 6-3, L6
2nd	9	6	7	7	2	1	1	BB, 1B, 1B, 1B, BB, K, 1B, 3B, 1E

 - Relieved by **Kyle Nelson** in the bottom of the 2nd with one out, one on (runner stranded) and the Clippers trailing, 2-0.

Young Vet:

Allen is the youngest member of the Columbus rotation (will turn 24 in less than three weeks), but had as many Major League starts last month (5) as the rest of the staff had at Triple-A coming into the season (**Kirk McCarty** and **Jean Carlos Mejia** had never pitched above High-A, while **Scott Moss**, 4GS, and **Eli Morgan**, 1GS, rounded out the rotation).

In the Show:

After a promising start to the season (3ER in 10.0IP), Allen was chased before the end of the 3rd inning in each of his next three starts with Cleveland (13ER in 5.2IP). Through his first 57TBF, Allen was a member of the No Homers Club, giving up a longball to only Whit Merrifield on 4/5 (there's allowed to be one). Following that batter, Allen kept 47 straight in the park until allowing 6HR over 12TBF from 4/23-4/28.

Coming Around as a Clipper:

Starting with his regular season finale at Louisville on 8/29/19 and including both of his IL Playoff starts, Allen won three straight starts in a Clipper uniform, posting a 2.08ERA (17.1IP, 14H, 5R, 4ER, 7BB, 14K). However, he has allowed a solo homer in each of those 3GS. In Allen's first four starts after the trade from San Diego, he was 0-1 with a 9.92ERA (16.1IP, 26H, 19R, 18ER, 9BB, 12K), giving up 5HR.

2021 Transactions:

- Optioned to the alternate training site on 4/29 and assigned to Columbus on 5/4.

2021 Start by Start (with Cleveland)												
Date	Opponent	H/R	Result	Dec.	ERA	IP	H	R	ER	BB	K	PC
4/5	Kansas City	H	L, 3-0	L	3.60	5.0	5	2	2	2	3	72
4/11	Detroit	H	W, 5-2	W	2.70	5.0	2	1	1	3	5	92
4/16	Cincinnati	R	L, 10-3	L	4.50	2.0	3	5	3	0	2	55
4/23	New York (AL)	H	L, 5-3	L	6.28	2.1	5	4	4	1	1	54
4/28	Minnesota	H	L, 10-2	L	9.19	1.1	5	6	6	1	1	52
Starting Totals			5GS	1-4	9.19	15.2	20	18	16	7	12	

2021 Start by Start (with Columbus)												
Date	Opponent	H/R	Result	Dec.	ERA	IP	H	R	ER	BB	K	PC
5/6	Louisville	R	L, 9-0	L	47.25	1.1	6	7	7	2	1	39
Starting Totals			1GS	0-1	47.25	1.1	6	7	7	2	1	

Team	Win %	Avg. IP	Qual. Start	QS %	Ret. 1st AB	1 2 3 Inn.	Run Supp.
GS	Record	Win %	Avg. IP	Qual. Start	QS %	Ret. 1st AB	1 2 3 Inn.
1	0 - 1	.000	1.1	0	0.0	50%	50%

Bullpen Support				Running Game				Pitch Count		
ERA	BS	BR	Sc.	%	SB	Att	%	PO	Avg.	High
0.00	0	1	0	0%	0	0	-	0	39.0	39

Career	W-L	ERA	G	GS	SV/O	IP	H	R	ER	BB	K
vs. Omaha	#N/A	-	###	###	###	#####	#N/A	###	###	###	###
at Huntington	0-0	-	0	0	0/0	#####	0	0	0	0	0
with Columbus	1-2	9.89	6	6	0/0	23.2	37	27	26	14	19

CAREER STATS														
YR	Team	Level	W - L	ERA	G	GS	CG	SHO	SV	SVO	IP	H	R	ER
15	GCL Red Sox	R	0 - 0	0.90	7	7	0	0	0	0	20.0	12	2	2
	Lowell	SS	0 - 0	2.08	1	1	0	0	0	0	4.1	6	1	1
16	AZL Padres	R	0 - 0	3.00	3	3	0	0	0	0	6.0	5	2	2
	Tri City	SS	0 - 1	7.71	1	1	0	0	0	0	2.1	4	2	2
	Fort Wayne	A	3 - 4	3.33	15	11	0	0	0	0	54.0	48	22	20
17	Fort Wayne	A	5 - 4	2.11	13	13	0	0	0	0	68.1	49	16	16
	Lake Elsinore	A+	2 - 5	3.97	11	10	0	0	0	0	56.2	60	29	25
18	San Antonio	AA	10 - 6	2.75	20	19	0	0	0	0	121.0	89	41	37
	El Paso	AAA	4 - 0	1.63	5	5	0	0	0	0	27.2	21	7	5
19	San Diego	ML	2 - 3	6.75	8	4	0	0	0	0	25.1	33	20	19
	El Paso	AAA	4 - 3	5.15	13	13	0	0	0	0	57.2	61	39	33
	Cleveland	ML	0 - 0	0.00	1	0	0	0	0	0	2.1	3	0	0
	Columbus	AAA	1 - 1	7.66	5	5	0	0	0	0	22.1	31	20	19
20	Cleveland	ML	0 - 0	3.38	3	0	0	0	0	0	10.2	12	4	4
21	Cleveland	ML	1 - 4	9.19	5	5	0	0	0	0	15.2	20	18	16
	Columbus	AAA	0 - 1	47.25	1	1	0	0	0	0	1.1	6	7	7
Minor Leagues			29 - 25	3.44	95	89	0	0	0	0	441.2	392	188	169
Major Leagues			3 - 7	6.50	17	9	0	0	0	0	54.0	68	42	39



	W-L	CG	SV	ERA	IP	H	R	ER	BB	K	HR	AVG	OBP	SLG	K/9	K/BB	IP/HR	WHIP
Starters	2-1	0	-	4.40	28.2	23	14	14	15	21	3	.217	.314	.368	6.59	1.40	9.6	1.326
Relievers	3-1	-	4	1.35	33.1	22	7	5	19	45	1	.195	.331	.283	12.15	2.37	33.3	1.230

Reliever Availability: Pitcher (days rest - last pitch count) *-last pitched on consecutive days

#46 Manuel Alvarez - RHP

Last Game: 5/6 at Lou; 1.1IP, 1H, 2R, 0ER, 2BB, 2K

Last 5: 0-0, 0/0SV, 0GS, 1.1IP, 1H, 2R, 0ER, 2BB, 2K

vs. LH: .333 (1x3, 0HR)	vs. RH: .000 (0x2, 0HR)
inherited runners stranded: 0 of 0 (-)	pitch count (range, avg.): 36-36, 36.0
1st batter retired: 1 of 1 (100%)	sb-att, pickoffs: 2 of 2, 0

- did not participate in MLB spring training

-

-

-

Career	W-L	ERA	G	GS	SV/O	IP	H	R	ER	BB	K
vs. Omaha											
at Huntington	0-0	-	0	0	0/0	0.0	0	0	0	0	0

#23 Robert Broom - RHP

Last Game: 5/11 vs. Oma; 1.0IP, 0H, 0R, 0ER, 0BB, 3K

Last 5: 0-0, 0/0SV, 0GS, 3.2IP, 2H, 0R, 0ER, 0BB, 5K

vs. LH: .200 (1x5, 0HR)	vs. RH: .143 (1x7, 0HR)
inherited runners stranded: 0 of 0 (-)	pitch count (range, avg.): 12-34, 20.0
1st batter retired: 2 of 3 (67%)	sb-att, pickoffs: 0 of 0, 0

- pitched in 2 spring games (1.0IP, 2H, 2R, 2ER, 2B, 1K) for Cleveland

- reassigned to minor league camp on 3/16

-

-

Career	W-L	ERA	G	GS	SV/O	IP	H	R	ER	BB	K
vs. Omaha											
at Huntington	0-0	0.00	1	0	0/0	1.0	0	0	0	0	3

#17 Kyle Dowdy - RHP

Last Game: 5/8 at Lou; W, 1.2IP, 1H, 0R, 0ER, 2BB, 3K

Last 5: 1-0, 0/0SV, 0GS, 5.0IP, 2H, 0R, 0ER, 3BB, 5K

vs. LH: .222 (2x9, 0HR)	vs. RH: .000 (0x5, 0HR)
inherited runners stranded: 1 of 1 (100%)	pitch count (range, avg.): 15-28, 22.0
1st batter retired: 0 of 3 (0%)	sb-att, pickoffs: 0 of 0, 0

- pitched in 2 spring games (1.1IP, 2H, 2R, 2ER, 1BB, 3K) for Cleveland

- reassigned to minor league camp on 3/12

-

-

Career	W-L	ERA	G	GS	SV/O	IP	H	R	ER	BB	K
vs. Omaha											
at Huntington	0-0	5.40	1	1	0/0	5.0	6	3	3	1	8

#27 Anthony Gose - LHP

Last Game: 5/11 vs. Oma; 1.0IP, 1H, 0R, 0ER, 0BB, 3K

Last 5: 0-0, 0/0SV, 0GS, 3.1IP, 3H, 1R, 1ER, 4BB, 6K

vs. LH: .375 (3x8, 0HR)	vs. RH: .000 (0x4, 0HR)
inherited runners stranded: 0 of 0 (-)	pitch count (range, avg.): 16-24, 21.0
1st batter retired: 1 of 3 (33%)	sb-att, pickoffs: 0 of 0, 0

- pitched in 7 spring games (6.0IP, 5H, 6R, 6ER, 4BB, 7K) for Cleveland

- reassigned to minor league camp on 3/26

-

-

Career	W-L	ERA	G	GS	SV/O	IP	H	R	ER	BB	K
vs. Omaha											
at Huntington	0-0	0.00	1	0	0/0	1.0	1	0	0	0	3

Justin Garza - RHP

Last Game: 5/12 vs. Oma; 1.0IP, 0H, 0R, 0ER, 2BB, 1K

Last 5: 0-0, 0/0SV, 0GS, 1.0IP, 0H, 0R, 0ER, 2BB, 1K

vs. LH: --- (0x0, 0HR)	vs. RH: .000 (0x2, 0HR)
inherited runners stranded: 0 of 0 (-)	pitch count (range, avg.): 18-18, 18.0
1st batter retired: 0 of 1 (0%)	sb-att, pickoffs: 0 of 0, 1

- did not participate in MLB spring training

- pitched in 1G (1.0IP, 0H, 0R, 0ER, 2BB, 1K) for Akron (5/4-5/6)

- appearance in season opener for Akron was first in career above A+

-

-

Career	W-L	ERA	G	GS	SV/O	IP	H	R	ER	BB	K
vs. Omaha											
at Huntington	0-0	0.00	1	0	0/0	1.0	0	0	0	2	1

#35 DJ Johnson - RHP

Last Game: 5/11 vs. Oma; S, 1.0IP, 0H, 0R, 0ER, 0BB, 2K

Last 5: 0-0, 2/2SV, 0GS, 3.0IP, 0H, 0R, 0ER, 0BB, 5K

vs. LH: .000 (0x6, 0HR)	vs. RH: .000 (0x3, 0HR)
inherited runners stranded: 0 of 0 (-)	pitch count (range, avg.): 12-13, 12.7
1st batter retired: 3 of 3 (100%)	sb-att, pickoffs: 0 of 0, 0

- pitched in 6 spring games (6.0IP, 7H, 5R, 5ER, 7BB, 5K) for Cleveland

- reassigned to minor league camp on 3/16

-

-

Career	W-L	ERA	G	GS	SV/O	IP	H	R	ER	BB	K
vs. Omaha											
at Huntington	0-0	0.00	1	0	1/1	1.0	0	0	0	0	2

#43 Kyle Nelson - LHP

Last Game: 5/12 vs. Oma; 1.1IP, 1H, 1R, 1ER, 1BB, 2K

Last 5: 0-0, 0/0SV, 0GS, 4.1IP, 5H, 1R, 1ER, 1BB, 6K

vs. LH: .182 (2x11, 0HR)	vs. RH: .429 (3x7, 0HR)
inherited runners stranded: 3 of 3 (100%)	pitch count (range, avg.): 25-28, 26.7
1st batter retired: 3 of 3 (100%)	sb-att, pickoffs: 1 of 1, 0

- pitched in 6 spring games (5.0IP, 3H, 1R, 1ER, 0BB, 8K) for Cleveland

- optioned to Columbus on 3/26

- pitched in 2G (2.0IP, 0H, 0R, 0ER, 1BB, 2K) for Cleveland (4/26-5/2)

-

Career	W-L	ERA	G	GS	SV/O	IP	H	R	ER	BB	K
vs. Omaha											
at Huntington	0-0	6.75	1	0	0/0	1.1	1	1	1	1	2

#38 Blake Parker - RHP

Last Game: 5/12 vs. Oma; 0.1IP, 0H, 0R, 0ER, 2BB, 0K

Last 5: 0-0, 2/2SV, 0GS, 3.1IP, 0H, 0R, 0ER, 3BB, 6K

vs. LH: .000 (0x4, 0HR)	vs. RH: .000 (0x6, 0HR)
inherited runners stranded: 1 of 1 (100%)	pitch count (range, avg.): 10-22, 15.8
1st batter retired: 4 of 4 (100%)	sb-att, pickoffs: 0 of 0, 0

- pitched in 8 spring games (6.1IP, 12H, 12R, 7ER, 7BB, 7K) for Cleveland

- reassigned to minor league camp on 3/26

- struck out all 3TBF in Clipper debut to earn save at Louisville on 5/4

-

Career	W-L	ERA	G	GS	SV/O	IP	H	R	ER	BB	K
vs. Omaha											
at Huntington	0-0	0.00	1	0	0/0	0.1	0	0	0	2	0

#45 Dalbert Siri - RHP

Last Game: 5/7 at Lou; W, 2.0IP, 1H, 0R, 0ER, 0BB, 2K

Last 5: 2-0, 0/0SV, 0GS, 2.1IP, 1H, 0R, 0ER, 0BB, 3K

vs. LH: .200 (1x5, 0HR)	vs. RH: .000 (0x3, 0HR)
inherited runners stranded: 1 of 1 (100%)	pitch count (range, avg.): 6-32, 19.0
1st batter retired: 2 of 2 (100%)	sb-att, pickoffs: 0 of 0, 0

- did not participate in MLB spring training

-

-

Career	W-L	ERA	G	GS	SV/O	IP	H	R	ER	BB	K
vs. Omaha											
at Huntington	0-0	-	0	0	0/0	0.0	0	0	0	0	0

#41 Danny Young - LHP

Last Game: 5/12 vs. Oma; BS, L, 1.1IP, 2H, 2R, 2ER, 1BB, 2K

Last 5: 0-1, 0/1SV, 0GS, 5.0IP, 7H, 3R, 3ER, 4BB, 5K

vs. LH: .444 (4x9, 0HR)	vs. RH: .300 (3x10, 1HR)
inherited runners stranded: 3 of 4 (75%)	pitch count (range, avg.): 22-40, 31.0
1st batter retired: 1 of 3 (33%)	sb-att, pickoffs: 0 of 0, 0

- did not participate in MLB spring training

-

-

Career	W-L	ERA	G	GS	SV/O	IP	H	R	ER	BB	K
vs. Omaha											
at Huntington	0-1	13.50	1	0	0/1	1.1	2	2	2	1	2



Clipper Hitters

Thursday, May 13

#13 Gabriel Arias - INF

Series: .250 (1x4) Current: 1 (.500, 1x2)
Home Stand: .250 (1x4) Long: 2 (.286, 2x7; 5/4-5/5)
Last Game: 5/12 vs. Omaha (SS); 1x2, R, 2BB

Highs: H- 1, 3x, 5/12 vs. Omaha R- 1, 4x, 5/12 vs. Omaha RBI- 2, 5/4 at Lou

- hit .615/.615/.692 with 0HR and 5RBI in 8 spring games (13AB) for Cleveland
- optioned to Columbus on 3/13
- hit 2-run HR in first Triple-A at bat, 5/4 at Louisville

Season Splits:		Career	G	AB	AVG	OBP	SLG	HR	RBI
vs LH	.000 (0x3, 0HR)	vs. Omaha							
vs RH	.167 (3x18, 1HR)	at Huntington	2	4	.250	.571	.250	0	0

#44 Bobby Bradley - INF

Series: .375 (3x8), 1HR, 3RBI Current: 2 (.375, 3x8)
Home Stand: .375 (3x8), 1HR, 3RBI Long: 2 (.375, 3x8; 5/11-c)
Last Game: 5/12 vs. Omaha (1B); 2x4, R, 3RBI, HR, SF, K

Highs: H- 2, 5/12 vs. Omaha R- 2, 5/7 at Lou RBI- 3, 2x, 5/12 vs. Omaha

- hit .303/.314/.636 with 2HR and 11RBI in 13 spring games (33AB) for Cleveland
- optioned to Columbus on 3/26
- snapped 0x14 (7K) streak to begin season with 3-run HR on 5/7 at Louisville

Season Splits:		Career	G	AB	AVG	OBP	SLG	HR	RBI
vs LH	.200 (1x5, 1HR)	vs. Omaha							
vs RH	.136 (3x22, 1HR)	at Huntington	72	264	.254	.331	.511	18	48

#1 Ernie Clement - INF

Series: .429 (3x7) Current: 5 (.400, 8x20)
Home Stand: .429 (3x7) Long: 5 (.400, 8x20; 5/6-c)
Last Game: 5/12 vs. Omaha (DH); 2x4, R, 2B, K

Highs: H- 2, 3x, 5/12 vs. Omaha R- 1, 2x, 5/12 vs. Omaha RBI- 1, 2x, 5/8 at Lou

- hit .545/.545/.545 with 0HR and 5RBI in 11 spring games (11AB) for Cleveland
- optioned to Columbus on 3/13
- hit safely in each of three games to finish 2019 (.545, 6x11)

Season Splits:		Career	G	AB	AVG	OBP	SLG	HR	RBI
vs LH	.000 (0x2, 0HR)	vs. Omaha							
vs RH	.346 (9x26, 0HR)	at Huntington	2	7	.429	.429	.714	0	0

#8 Gavin Collins - C

Series: .000 (0x3) Current: 0
Home Stand: .000 (0x3) Long: 0
Last Game: 5/12 vs. Omaha (C); 0x3, BB

Highs: H- R- RBI-

- hit .600/.600/.800 with 0HR and 1RBI in 4 spring games (5AB) for Cleveland
- reassigned to minor league camp on 3/13

Season Splits:		Career	G	AB	AVG	OBP	SLG	HR	RBI
vs LH	--- (0x0, 0HR)	vs. Omaha							
vs RH	.000 (0x10, 0HR)	at Huntington	1	3	.000	.250	.000	0	0

#7 Daniel Johnson - OF

Series: .250 (2x8) Current: 0
Home Stand: .250 (2x8) Long: 2 (.667, 4x6; 5/8-5/11)
Last Game: 5/12 vs. Omaha (RF); 0x4, BB, 2K

Highs: H- 2, 2x, 5/11 vs. Omaha R- 1, 2x, 5/11 vs. Omaha RBI-

- hit .368/.429/.737 with 2HR and 4RBI in 9 spring games (19AB) for Cleveland
- optioned to Columbus on 3/19, recalled on 5/1 (Frammil Reyes paternity list)
- went 0x9 with 5K in 2G for Cleveland (5/1-5/2), optioned on 5/3

Season Splits:		Career	G	AB	AVG	OBP	SLG	HR	RBI
vs LH	.000 (0x1, 0HR)	vs. Omaha							
vs RH	.444 (4x9, 0HR)	at Huntington	44	175	.297	.375	.469	4	24

#10 Nolan Jones - INF

Series: .143 (1x7), 1RBI Current: 0
Home Stand: .143 (1x7), 1RBI Long: 2 (.286, 2x7; 5/8-5/11)
Last Game: 5/12 vs. Omaha (3B); 0x4, 3K

Highs: H- 1, 3x, 5/11 vs. Omaha R- 1, 5/7 at Lou RBI- 1, 3x, 5/11 vs. Omaha

- hit .375/.583/.375 with 0HR and 0RBI in 8 spring games (8AB) for Cleveland
- optioned to Columbus on 3/12
- started year 0x7 (6K) then hit go-ahead, RBI double in 9th at Louisville on 5/5

Season Splits:		Career	G	AB	AVG	OBP	SLG	HR	RBI
vs LH	.000 (0x4, 0HR)	vs. Omaha							
vs RH	.130 (3x23, 0HR)	at Huntington	2	7	.143	.250	.143	0	1

#12 Tyler Krieger - INF

Series: .500 (4x8) at Lou Current: 2 (.500, 4x8)
Home Stand: --- (0x0) Long: 2 (.500, 4x8; 5/7-c)
Last Game: 5/8 at Lou (2B); 2x4, 2R, 2B, BB, 2K

Highs: H- 2, 2x, 5/8 at Lou R- 2, 5/8 at Lou RBI-

- hit .278/.381/.389 with 0HR and 0RBI in 16 spring games (18AB) for Cleveland
- reassigned to minor league camp on 3/31

Season Splits:		Career	G	AB	AVG	OBP	SLG	HR	RBI
vs LH	--- (0x0, 0HR)	vs. Omaha							
vs RH	.500 (4x8, 0HR)	at Huntington	4	13	.231	.333	.462	1	2

#36 Ryan Lavarney - C

Series: .000 (0x3) Current: 0
Home Stand: .000 (0x3) Long: 3 (.455, 5x11; 5/4-5/7)
Last Game: 5/11 vs. Omaha (C); 0x3, K

Highs: H- 2, 2x, 5/7 at Lou RBI- 3, 5/7 at Lou

- hit .217/.296/.435 with 1HR and 4RBI in 20 spring games (23AB) for Cleveland
- reassigned to minor league camp on 3/31

Season Splits:		Career	G	AB	AVG	OBP	SLG	HR	RBI
vs LH	.000 (0x1, 0HR)	vs. Omaha							
vs RH	.385 (5x13, 2HR)	at Huntington	18	67	.269	.320	.567	6	12

#24 Connor Marabell - OF

Series: .143 (1x7) at Lou Current: 0
Home Stand: --- (0x0) Long: 1 (.250, 1x4; 5/5-5/5)
Last Game: 5/6 at Lou (LF); 0x3, 2K

Highs: H- 1, 5/5 at Lou R- RBI-

- hit .278/.381/.389 with 0HR and 5RBI in 22 spring games (18AB) for Cleveland
- reassigned to minor league camp on 3/31

Season Splits:		Career	G	AB	AVG	OBP	SLG	HR	RBI
vs LH	--- (0x0, 0HR)	vs. Omaha							
vs RH	.143 (1x7, 0HR)	at Huntington	31	109	.183	.233	.284	2	9

#2 Oscar Mercado - OF

Series: .111 (1x9) Current: 1 (.200, 1x5)
Home Stand: .111 (1x9) Long: 1, 3x (.200, 1x5; 5/12-c)
Last Game: 5/12 vs. Omaha (CF); 1x5

Highs: H- 2, 5/7 at Lou R- 2, 5/7 at Lou RBI- 2, 5/7 at Lou

- hit .214/.241/.286 with 0HR and 1RBI in 10 spring games (28AB) for Cleveland
- optioned to Columbus on 3/21

Season Splits:		Career	G	AB	AVG	OBP	SLG	HR	RBI
vs LH	.250 (1x4, 0HR)	vs. Omaha							
vs RH	.120 (3x25, 0HR)	at Huntington	37	129	.256	.351	.411	4	12

#6 Owen Miller - INF

Series: .429 (3x7), 1RBI Current: 0
Home Stand: .429 (3x7), 1RBI Long: 3 (.615, 8x13; 5/7-5/11)
Last Game: 5/12 vs. Omaha (2B); 0x3, BB, K

Highs: H- 3, 3x, 5/11 vs. Omaha R- 2, 5/5 at Lou RBI- 3, 5/8 at Lou

- hit .390/.395/.537 with 1HR and 6RBI in 24 spring games (41AB) for Cleveland
- reassigned to minor league camp on 3/31
- provided decisive runs with go-ahead, 3-run double in 7th on 5/9 at Louisville

Season Splits:		Career	G	AB	AVG	OBP	SLG	HR	RBI
vs LH	.500 (2x4, 0HR)	vs. Omaha							
vs RH	.435 (10x23, 0HR)	at Huntington	2	7	.429	.500	.857	0	1

#11 Bradley Zimmer - OF

Series: .286 (2x7) Current: 1 (.667, 2x3)
Home Stand: .286 (2x7) Long: 1, 2x (.667, 2x3; 5/12-c)
Last Game: 5/12 vs. Omaha (LF); 2x3, R, BB, HBP, K

Highs: H- 2, 5/12 vs. Omaha R- 1, 3x, 5/12 vs. Omaha RBI-

- hit .290/.425/.355 with 0HR and 2RBI in 14 spring games (31AB) for Cleveland
- optioned to Columbus on 3/26
- had a single off older brother, Kyle, on 5/12 vs. Omaha (1st ever matchup)

Season Splits:		Career	G	AB	AVG	OBP	SLG	HR	RBI
vs LH	.000 (0x2, 0HR)	vs. Omaha							
vs RH	.167 (3x18, 0HR)	at Huntington	34	122	.254	.343	.410	4	9



Situational Hitting, Starting Lineups, Miscellaneous Stats

Thursday, May 13

PLAYER	As Leadoff				Runners On				Bases Loaded				Scoring Position				7th Inning On					
	AB	AVG	OBP	HR	AB	AVG	HR	RBI	AB	AVG	HR	RBI	AB	AVG	HR	RBI	AB	AVG	OBP	R	HR	RBI
Arias	4	.250	.571	0	14	.143	1	2	-	-	-	-	8	.000	0	0	7	.000	.222	0	0	0
Bradley	9	.000	.100	0	11	.182	1	7	0	.000	0	1	8	.250	1	7	10	.100	.250	2	0	1
Clement	9	.222	.222	0	13	.385	0	2	1	.000	0	1	8	.250	0	2	9	.444	.444	1	0	0
Collins	2	.000	.333	0	7	.000	0	0	-	-	-	-	4	.000	0	0	3	.000	.400	0	0	0
Johnson	3	.333	.333	0	3	.667	0	0	-	-	-	-	3	.667	0	0	3	.667	.800	2	0	0
Jones	4	.000	.000	0	15	.200	0	3	1	.000	0	1	7	.286	0	3	10	.200	.200	1	0	2
Krieger	0	.000	1.000	0	4	.250	0	0	2	.000	0	0	3	.000	0	0	4	.250	.400	1	0	0
Lavarney	4	.250	.250	1	6	.333	1	3	-	-	-	-	5	.400	1	3	4	.500	.500	1	1	3
Marabell	-	-	-	-	6	.167	0	0	-	-	-	-	4	.250	0	0	3	.000	.000	0	0	0
Mercado	4	.250	.250	0	16	.188	0	3	4	.250	0	2	11	.182	0	3	10	.100	.182	2	0	0
Miller	6	.333	.429	0	11	.545	0	5	2	.500	0	3	7	.429	0	4	8	.625	.667	1	0	4
Zimmer	5	.200	.429	0	8	.125	0	0	1	.000	0	0	6	.167	0	0	6	.167	.444	0	0	0
Team Total	53	.208	.323	1	115	.243	3	25	11	.182	0	8	75	.227	2	22	0	.000	.000	0	0	0

Starts by Position										Starts by Batting Order								
PLAYER	C	1B	2B	3B	SS	LF	CF	RF	DH	1st	2nd	3rd	4th	5th	6th	7th	8th	9th
Arias			1		5				1							7		
Bradley		6							1				7					
Clement			2	1	1	1			2	3	1							3
Collins	3																3	
Johnson								1	2		1	2						
Jones				5				1	1		1				6			
Krieger			2															2
Lavarney	4																4	
Marabell					2													2
Mercado					2	4	1				3	3		1				
Miller		1	2	1	1				2			1		6				
Zimmer					1	2	3			3	1	1			1			

Home Runs						Multi-Hit Games						Multi-RBI Games					
PLAYER	1R	2R	3R	GS	Last	Record	2H	3H	4H	5+H	Total	2BI	3BI	4BI	5+BI	Total	
Arias		1			5/4 at Louisville (2)	1-0					0	1				1	
Bradley	1		1		5/7 at Louisville (3)	1-1	1				1		2			2	
Clement							3				3					0	
Collins											0					0	
Johnson							2				2					0	
Jones											0					0	
Krieger							2				2					0	
Lavarney	1		1		5/7 at Louisville (3)	2-0	2				2		1			1	
Marabell											0					0	
Mercado							1				1		1			1	
Miller							1	3			4			1		1	
Zimmer							1				1					0	
Team Total	2	1	2	0	Lavarney, 5/7 at Lou	2-1	13	4	0	0	17	2	4	0	0	6	

*- # of 2HR games

Current Streaks							
Hitting			On Base			Errorless	
PLAYER	Games	Started	Games	Started	Games	Last Error	
Arias	1 (.500, 1x2)	5/12 vs. Oma	7 (.357OBP)	5/4 at Lou	1	5/8 at Lou	
Bradley	2 (.375, 3x8)	5/11 vs. Oma	4 (.421OBP)	5/7 at Lou	6	None	
Clement	5 (.400, 8x20)	5/6 at Lou	5 (.429OBP)	5/6 at Lou	3	5/6 at Lou	
Collins	0	-	3 (.231OBP)	5/5 at Lou	3	None	
Johnson	0	-	3 (.571OBP)	5/8 at Lou	3	None	
Jones	0	-	0	-	2	5/8 at Lou	
Krieger	2 (.500, 4x8)	5/7 at Lou	2 (.600OBP)	5/7 at Lou	2	None	
Lavarney	0	-	0	-	4	None	
Marabell	0	-	0	-	2	None	
Mercado	1 (.200, 1x5)	5/12 vs. Oma	1 (.200OBP)	5/12 vs. Oma	7	None	
Miller	0	-	4 (.556OBP)	5/7 at Lou	5	None	
Zimmer	1 (.667, 2x3)	5/12 vs. Oma	1 (.800OBP)	5/12 vs. Oma	6	None	

Season High Streaks		
Hitting		
Clement	5	5/6-
On Base		
Arias	7	5/4-
Errorless		
Mercado	7	5/4-
Zimmer	6	5/4-
Bradley	6	5/4-

Base Stealing									
PLAYER	2B	Att	3B	Att	H	Att	%	R	PO
Arias							-		
Bradley							-		
Clement							-		
Collins							-		
Johnson							-		
Jones							-		
Krieger							-		
Lavarney	0	1			0	1	0%	0	0
Marabell							-		
Mercado	2	2			2	2	100%	1	1
Miller							-		
Zimmer	2	2			2	2	100%	1	1
Team Total	5	5	0	1	5	6	83%	2	3



Highs and Lows, Record Breakdown

Thursday, May 13

Clippers Individual Batting

Most hits, game:	3, 4x, Miller, 5/11 vs. Omaha
Most runs, game:	2, 5x, Krieger, 5/8 at Louisville
Most doubles, game:	1, 15x, Clement, 5/12 vs. Omaha
Most triples, game:	1, Miller, 5/11 vs. Omaha
Most home runs, game:	1, 5x, Bradley, 5/12 vs. Omaha
Most RBI, game:	3, 4x, Bradley, 5/12 vs. Omaha
Most stolen bases, game:	1, 5x, Mercado, 5/7 at Louisville
Most walks, game:	2, 5x, Arias, 5/12 vs. Omaha
Most total bases, game:	5, 2x, Lavarnway, 5/7 at Louisville
Longest hitting streak:	5, Clement, 5/6-
Longest on base streak:	7, Arias, 5/4-

Clippers Team Batting

Most runs, game:	10, 5/7 at Louisville
Most runs, inning:	6, 5/7 at Louisville
Most hits, game:	12, 5/7 at Louisville
Most hits, inning:	5, 2x, 5/7 at Louisville
Most doubles, game:	3, 3x, 5/11 vs. Omaha
Most triples, game:	1, 5/11 vs. Omaha
Most home runs, game:	2, 2x, 5/7 at Louisville
Most extra base hits, game:	5, 5/4 at Louisville
Most total bases, game:	20, 5/7 at Louisville
Most stolen bases, game:	2, 5/4 at Louisville
Most walks, game:	8, 2x, 5/8 at Louisville
Most strikeouts, game:	14, 5/8 at Louisville
Most runners LOB, game:	12, 5/8 at Louisville
Fewest hits, game:	3, 5/6 at Louisville

Clippers Individual Pitching

Most innings pitched, starter:	6.0, McCarty, 5/11 vs. Omaha
Fewest innings pitched, starter:	1.1, Allen, 5/6 at Louisville
Most innings pitched, reliever:	2.0, 2x, Siri, 5/7 at Louisville
Most strikeouts, starter:	6, Mejia, 5/12 vs. Omaha
Most strikeouts, reliever:	3, 4x, Broom & Gose, 5/11 vs. Omaha
Longest winning streak:	2, 2x, McCarty, 5/4-
Longest losing streak:	1, 2x, Young, 5/12-
Most consecutive scoreless IP, starter:	8.0, McCarty, 5/4-
Most consecutive scoreless IP, reliever:	5.0, Dowdy, 5/4-
Most runs allowed:	7, Allen, 5/6 at Louisville
Most hits allowed:	6, Allen, 5/6 at Louisville
Most walks allowed:	4, 2x, Morgan, 5/8 at Louisville
Most home runs allowed, game:	2, Mejia, 5/12 vs. Omaha

Clippers Team Pitching

Most strikeouts, game:	11, 3x, 5/12 vs. Omaha
Most walks, game:	8, 5/8 at Louisville
Fewest walks, game:	0, 5/11 vs. Omaha
Most runs allowed, game:	9, 5/6 at Louisville
Most runs allowed, inning:	7, 5/6 at Louisville
Most hits allowed, game:	11, 2x, 5/8 at Louisville
Most hits allowed, inning:	6, 5/6 at Louisville
Fewest hits allowed, game:	3, 5/7 at Louisville
Most home runs allowed, game:	3, 5/12 vs. Omaha

Miscellaneous

Longest winning streak:	3, 5/7-5/11
Longest losing streak:	1, 2x, 5/12-
Longest game, time:	3:40, 5/8 at Louisville
Longest game, innings:	9, 7x, 5/12 vs. Omaha
Shortest game, time (9 inn.):	2:25, 5/11 vs. Omaha
Shortest game, time (7 inn.):	
Largest home crowd:	2,512, 5/11 vs. Omaha
Smallest home crowd:	2,117, 5/12 vs. Omaha
Largest winning margin:	10, 5/7 at Louisville
Largest losing margin:	9, 5/6 at Louisville
Largest comeback:	3, 5/8 at Louisville
Largest lead lost:	2, 5/12 vs. Omaha
Most double plays turned:	3, 5/4 at Louisville
Most double plays hit into:	2, 5/12 vs. Omaha
Most errors:	2, 5/8 at Louisville

	<u>Leading</u>	<u>Tied</u>	<u>Trailing</u>
After 6 innings:	3 - 1	1 - 0	1 - 1
After 7 innings:	4 - 1	1 - 0	0 - 1
After 8 innings:	4 - 1	1 - 0	0 - 1

1-run games:	1 - 1	3-run games:	2 - 0
2-run games:	1 - 0	Extra Innings:	0 - 0

Day games: 0 - 0 Night games: 5 - 2 DH: 0 - 0

Clippers score first:	4 - 1	Out-hitting opponents:	4 - 1
Opponent scores first:	1 - 1	Hits even:	0 - 0
Shutouts:	2 - 1	Out-hit by opponents:	1 - 1

Score at least 4 runs:	3 - 1	Commit an error:	2 - 1
Score less than 4 runs:	2 - 1	Commit no errors:	3 - 1

Last at bat wins:	1	Come from behind wins:	1
Walkoff record:	0 - 0	Losses after leading:	1

	<u>Series W-L-T</u>	<u>Series Sweeps</u>
Home	0 - 0 - 0	0 - 0
Road	1 - 0 - 0	0 - 0
Overall	1 - 0 - 0	0 - 0

Record by Day

<u>Day</u>	<u>Home</u>	<u>Road</u>	<u>Total</u>
Sunday	0 - 0	0 - 0	0 - 0
Monday	0 - 0	0 - 0	0 - 0
Tuesday	1 - 0	1 - 0	2 - 0
Wednesday	0 - 1	1 - 0	1 - 1
Thursday	0 - 0	0 - 1	0 - 1
Friday	0 - 0	1 - 0	1 - 0
Saturday	0 - 0	1 - 0	1 - 0

Record by Month




<u>Month</u>	<u>Home</u>	<u>Road</u>	<u>Total</u>
April	0 - 0	0 - 0	0 - 0
May	1 - 1	4 - 1	5 - 2
June	0 - 0	0 - 0	0 - 0
July	0 - 0	0 - 0	0 - 0
August	0 - 0	0 - 0	0 - 0
September	0 - 0	0 - 0	0 - 0
Total	1 - 1	4 - 1	5 - 2

Clippers vs. the International League

<u>West</u>	<u>Home</u>	<u>Road</u>	<u>Total</u>
Indianapolis	0 - 0	0 - 0	0 - 0
Iowa	0 - 0	0 - 0	0 - 0
Louisville	0 - 0	4 - 1	4 - 1
Omaha	1 - 1	0 - 0	1 - 1
St. Paul	0 - 0	0 - 0	0 - 0
Toledo	0 - 0	0 - 0	0 - 0
Total	1 - 1	4 - 1	5 - 2

<u>South</u>	<u>Home</u>	<u>Road</u>	<u>Total</u>
Charlotte	0 - 0	0 - 0	0 - 0
Durham	0 - 0	0 - 0	0 - 0
Gwinnett	0 - 0	0 - 0	0 - 0
Jacksonville	0 - 0	0 - 0	0 - 0
Memphis	0 - 0	0 - 0	0 - 0
Nashville	0 - 0	0 - 0	0 - 0
Norfolk	0 - 0	0 - 0	0 - 0
Total	0 - 0	0 - 0	0 - 0

<u>Runs by Inn.</u>	<u>1</u>	<u>2</u>	<u>3</u>	<u>4</u>	<u>5</u>	<u>6</u>	<u>7</u>	<u>8</u>	<u>9</u>	<u>10+</u>	<u>Total</u>
Clippers	6	1	1	2	8	1	9	1	1	0	30
Opponents	2	9	3	2	0	2	0	1	2	0	21

		<u>Opp</u>			<u>Opp</u>			<u>Opp</u>
0-run inn.:	49	51	3-run inn.:	0	0	6-run inn.:	1	0
1-run inn.:	9	6	4-run inn.:	2	0	7-run inn.:	0	1
2-run inn.:	1	4	5-run inn.:	1	0	8+ run inn.:	0	0



2021 Day by Day

Thursday, May 13

Date	Opp	Result	Time Delay	Rec.	Pos.	GA/B	Att.
5/4	Lou	W, 6-3	3:01	1-0	T1st	-	2,808
5/5	Lou	W, 2-1	3:01	2-0	T1st	-	1,778
5/6	Lou	L, 9-0	2:40	2-1	T2nd	-0.5	1,841
5/7	Lou	W, 10-0	3:16	3-1	T1st	-	2,428
5/8	Lou	W, 6-3	3:40	4-1	1st	+0.5	2,582
5/9	Lou			Cancelled			
5/10				OFF DAY			
5/11	Oma	W, 2-0	2:25	5-1	1st	+1.0	2,512
5/12	Oma	L, 5-4	3:23	5-2	1st	+0.5	2,117
5/13	Oma	12:05					
5/14	Oma	7:05					
5/15	Oma	7:05					
5/16	Oma	2:05					
5/17				OFF DAY			
5/18	Tol	6:35					
5/19	Tol	6:35					
5/20	Tol	6:35					
5/21	Tol	7:05					
5/22	Tol	7:05					
5/23	Tol	2:05					
5/24				OFF DAY			
5/25	Nas	7:05					
5/26	Nas	7:05					
5/27	Nas	7:05					
5/28	Nas	7:05					
5/29	Nas	7:05					
5/30	Nas	2:05					
5/31				OFF DAY			
6/1	Ind	7:05					
6/2	Ind	1:35					
6/3	Ind	7:05					
6/4	Ind	7:05					
6/5	Ind	7:05					
6/6	Ind	1:35					
6/7				OFF DAY			
6/8	low	7:38					
6/9	low	7:38					
6/10	low	8:08					
6/11	low	8:08					
6/12	low	8:08					
6/13	low	2:08					
6/14				OFF DAY			
6/15	Tol	7:05					
6/16	Tol	12:05					
6/17	Tol	7:05					
6/18	Tol	7:05					
6/19	Tol	7:05					
6/20	Tol	2:05					
6/21				OFF DAY			
6/22	Stp	7:05					
6/23	Stp	7:05					
6/24	Stp	7:05					
6/25	Stp	7:05					
6/26	Stp	7:05					
6/27	Stp	2:05					
6/28				OFF DAY			
6/29	Tol	7:05					
6/30	Tol	7:05					
7/1	Tol	7:05					
7/2	Tol	7:05					
7/3	Tol	7:05					
7/4	Tol	7:05					
7/5				OFF DAY			
7/6	Ind	7:05					
7/7	Ind	7:05					
7/8	Ind	7:05					
7/9	Ind	7:05					
7/10	Ind	7:05					
7/11	Ind	2:05					
7/12				OFF DAY			

Date	Opp	Result	Time Delay	Rec.	Pos.	GA/B	Att.
7/13	Stp	8:05					
7/14	Stp	8:05					
7/15	Stp	8:05					
7/16	Stp	8:05					
7/17	Stp	8:05					
7/18	Stp	3:05					
7/19	OFF DAY						
7/20	low	7:05					
7/21	low	7:05					
7/22	low	12:05					
7/23	low	7:05					
7/24	low	7:05					
7/25	low	4:05					
7/26	OFF DAY						
7/27	Nas	8:05					
7/28	Nas	8:05					
7/29	Nas	8:05					
7/30	Nas	8:05					
7/31	Nas	8:05					
8/1	Nas	7:15					
8/2	OFF DAY						
8/3	Oma	7:05					
8/4	Oma	7:05					
8/5	Oma	7:05					
8/6	Oma	7:05					
8/7	Oma	7:05					
8/8	Oma	4:05					
8/9	OFF DAY						
8/10	Tol	7:05					
8/11	Tol	12:05					
8/12	Tol	7:05					
8/13	Tol	7:05					
8/14	Tol	7:05					
8/15	Tol	4:05					
8/16	OFF DAY						
8/17	Oma	8:05					
8/18	Oma	8:05					
8/19	Oma	8:05					
8/20	Oma	8:05					
8/21	Oma	8:05					
8/22	Oma	6:05					
8/23	OFF DAY						
8/24	Mem	8:10					
8/25	Mem	8:10					
8/26	Mem	8:10					
8/27	Mem	8:10					
8/28	Mem	7:35					
8/29	Mem	3:05					
8/30	OFF DAY						
8/31	Stp	6:15					
9/1	Stp	6:15					
9/2	Stp	12:05					
9/3	Stp	7:05					
9/4	Stp	7:05					
9/5	Stp	4:05					
9/6	OFF DAY						
9/7	Gwn	6:15					
9/8	Gwn	6:15					
9/9	Gwn	6:15					
9/10	Gwn	7:05					
9/11	Gwn	7:05					
9/12	Gwn	4:05					
9/13	OFF DAY						
9/14	Tol	6:35					
9/15	Tol	6:35					
9/16	Tol	6:35					
9/17	Tol	7:05					
9/18	Tol	7:05					
9/19	Tol	2:05					