



# GAME NOTES

## NORTHWEST ARKANSAS NATURALS

3000 GENE GEORGE BLVD • SPRINGDALE, AR 72762 • PH: 479.927.4900 • FAX: 479.756.8088

WWW.NWANATURALS.COM /NATURALS NWANATURALS @NWANATURALS

### NORTHWEST ARKANSAS NATURALS (19-20) @ MIDLAND ROCKHOUNDS (19-21)

RHP Alec Marsh (0-2, 5.79 ERA) @ RHP Ryan Cusick (1-4, 7.61 ERA)

Wednesday, May 25th, 2022 • 6:30 AM • Momentum Bank Ballpark • Midland, Texas

Game 40 of 137 • Road Game 23 of 69 • Road Record: 12-10 • Night Game Record: 14-17 • South Division Record: 8-5

Streak: W3 • Last 5: 2-3 • Last 10: 4-6 • Home Record: 7-10 • Day Game Record: 5-3 • North Division Record: 11-15

Listen: [www.milb.com/northwest-arkansas/fans/audio-listen-live](http://www.milb.com/northwest-arkansas/fans/audio-listen-live) • Watch: MiLB.tv



### UPCOMING GAMES & PITCHING PROBABLES

Thursday, May 26, 2022	@ Midland	7:00 p.m. CT
Friday, May 27, 2022	@ Midland	7:00 p.m. CT
Saturday, May 28, 2022	@ Midland	7:00 p.m. CT

LHP Drew Parrish (4-2, 1.85 ERA) @ RHP Jack Cushing (4-1, 3.20 ERA)
RHP Will Klein (0-0, 21.00 ERA) @ RHP Ty Damron (1-2, 5.87 ERA)
LHP Anthony Veneziano (1-4, 8.33 ERA) @ RHP Colin Peluse (5-1, 5.59 ERA)

### BY THE NUMBERS

(UNDERLINE INDICATES MiLB LEADER) (BOLD INDICATES DOUBLE-A LEADER) (ITALICS INDICATES DOUBLE-A WORST)

<b>N</b> .267 (4th)	<b>AVG</b> > .278 (2nd)	5.29 (5th)	< <b>ERA</b>	5.99 (8th)
243 (2nd)	< <b>R</b> 240 (3rd)	1.52 (7th)	< <b>WHIP</b>	1.65 (9th)
361 (3rd)	<b>H</b> > 383 (2nd)	.257 (6th)	< <b>AVG</b>	.292 (9th)
44 (16th)	<b>HR</b> > 47 (5th)	343.2 (6th)	<b>IP</b> > 348.1 (1st)	
160 (8th)	<b>BB</b> > 165 (7th)	339 (6th)	< <b>H</b>	405 (9th)
350 (6th)	< <b>K</b> 356 (17th)	218 (6th)	< <b>R</b>	272 (10th)
58 (12nd)	< <b>SB</b> 27 (9th)	44 (14th)	< <b>HR</b>	53 (9th)
348 (8th)	<b>OBP</b> > .363 (3rd)	183 (6th)	<b>BB</b> > 169 (4th)	
.428 (5th)	<b>SLG</b> > .447 (4th)	346 (7th)	< <b>K</b>	327 (9th)
.776 (6th)	<b>OPS</b> > .810 (4th)	2 (12nd)	- <b>SHO</b>	- 2 (12nd)

### SERIES HISTORY

NWA ALL-TIME vs. RockHounds	60-87 (.408)
NWA ALL-TIME in Springdale	38-36 (.514)
NWA ALL-TIME in Midland	22-51 (.301)

2022 vs. RockHounds	
2022 in Springdale	
2022 in Midland	

DATE	H/R	SCORE	WIN	LOSS	SAVE
5/24/22	R	W, 8-5	Y. Del Rosario	D. Leal	Z. Willeman
5/25/22	R				
5/26/22	R				
5/27/22	R				
5/28/22	R				
5/29/22	R				

### NATURALS PR DEPARTMENT • NATURALSPR@GMAIL.COM

Dustin Dethlefs – Director, Marketing & PR – [dustin@nwanaturals.com](mailto:dustin@nwanaturals.com)  
 Nicholas Badders – Broadcaster/Media Relations/Baseball Ops – [nicholas@nwanaturals.com](mailto:nicholas@nwanaturals.com)  
 Adam Annaratone – Creative Services Coordinator – [adam@nwanaturals.com](mailto:adam@nwanaturals.com)  
 Kelsey Chanler – Marketing and Creative Services Assistant – [kelsey@nwanaturals.com](mailto:kelsey@nwanaturals.com)



### YESTERDAY'S GAME

	1	2	3	4	5	6	7	8	9	R	H	E	LO
NW Arkansas	2	0	0	0	0	0	5	1	0	8	10	0	5
Midland	2	0	0	0	1	0	1	1	0	5	12	1	11

Win: Yefri Del Rosario (3-0)

Loss: David Leal (0-1)

Save: Zach Willeman (1)

**MIDLAND, TX** – The Naturals rallied for five runs in the seventh inning, capped by a **Michael Massey** grand slam, as the team won its third straight game, an 8-5 win to open the week in Midland.

- Massey led the charge offensively, going 3-for-5 in the win with two runs scored and four driven in. All nine Naturals hitters reached base at least once, with seven contributing hits, however for the first time this season, the Naturals won despite being out-hit by their opponent.
- Massey singled with two outs in the first inning, then came around to score moments later on a home run from designated hitter **Robbie Glendinning**, a two-run shot to the opposite field that just hooked around the right field pole. Glendinning's sixth homer of the year gave the Naturals a brief 2-0 lead, but the RockHounds struck Naturals starter **Angel Zerpa** two runs in the bottom of the first to tie the game.
- Zerpa struck out a season-high 7 across 5.0 innings of work, allowing a third run in the fifth inning.
- Down by a run entering the seventh inning, the Naturals recorded two quick outs before cobbling together a two-out rally. **Jake Means** doubled, then scored on a **John Rave** single to tie the game at 3-3. After **Maikel Garcia** walked, the RockHounds went to the bullpen. The new reliever walked **Nick Loftin** to load the bases, then Massey drilled his eighth home run of the season out to right-center, the Naturals' fourth grand slam of the season, breaking the tie and putting the Naturals up 7-3.
- While the RockHounds added one more in the eighth off **Andres Sotillet**, **Zach Willeman** pitched a scoreless ninth inning and earned his first save of the year to shut the door on the Naturals' third straight win.
- Seven of Midland's 12 hits were doubles, tied for the third-most doubles the Naturals staff has ever allowed in a game, the 7th time the team has allowed seven or more doubles in a single game.

### NATURALS HITTING LEADERS

GAMES	Maikel Garcia (38)
AT-BATS	Maikel Garcia (152)
RUNS	Maikel Garcia (32)
HITS	Garcia & Massey (47)
TOTAL BASES	Michael Massey (82)
DOUBLES	Garcia & Massey (11)
TRIPLES	Tucker Bradley (2)
HOME RUNS	Michael Massey (8)
RUNS BATTED IN	T^ Michael Massey (39)
WALKS	Maikel Garcia (28)
STRIKEOUTS	Seuly Matias (51)
STOLEN BASES	Maikel Garcia (14)
BATTING AVERAGE	Maikel Garcia (.313)
ON-BASE %	Logan Porter (.427)
SLUGGING %	Michael Massey (.539)
OPS	Michael Massey (.896)

### NATURALS PITCHING LEADERS

WINS	Drew Parrish (4)
LOSSES	Anthony Veneziano (4)
ERA	* Drew Parrish (1.85)
GAMES	Zach Willeman (15)
STARTS	T^ Drew Parrish (8)
COMPLETE GAMES	
GAMES FINISHED	Zach Willeman (12)
SAVES	Andres Sotillet (2)
INNINGS	* Drew Parrish (43.2)
HITS	Angel Zerpa (38)
RUNS	Anthony Veneziano (25)
EARNED RUNS	Anthony Veneziano (25)
HOME RUNS	Anthony Veneziano (6)
HIT BATTERS	Drew Parrish (5)
WALKS	Anthony Veneziano (21)
STRIKEOUTS	Alec Marsh (48)

\* INDICATES LEAGUE LEADER // ^ INDICATES DOUBLE-A LEADER

### THIS DAY IN NATURALS HISTORY

**The Naturals are 5-6 all-time when playing on May 25**

On May 25, 2018, the Northwest Arkansas Naturals fell to the Midland RockHounds, 11-3 at Arvest Ballpark. Starting pitcher **Foster Griffin** surrendered nine runs on 16 hits, while not walking a batter and striking out six. He faced 35 batters and threw 94 pitches, averaging just 2.69 pitches per batter faced, the second lowest ratio ever recorded by a Naturals pitcher (min. 70 pitches). Griffin's 35 batters faced is the most by a Naturals pitcher in a single game in club history, as are the 16 hits he allowed. Offensively, right fielder **Elier Hernandez** led the way, going 3-for-4 with two runs scored and two driven in, also homered in the fourth inning.

### HOME/AWAY

Home Games	7-10
Away Games	12-10

### TIME OF DAY

Night Games	14-17
Day Games	5-3

### MONTH

April	9-11
May	10-9
June	
July	
August	
September	

### OPPONENT

vs. Amarillo	3-3
vs. Arkansas	2-4
vs. Corpus Christi	
vs. Frisco	4-2
vs. Midland	1-0
vs. San Antonio	
vs. Springfield	5-4
vs. Tulsa	
vs. Wichita	4-7

### DAY OF THE WEEK

on Monday	
on Tuesday	3-4
on Wednesday	4-2
on Thursday	1-5
on Friday	4-3
on Saturday	3-4
on Sunday	4-2

### THIS ROAD TRIP

Record	3-4
Team Batting Average	(.238)
Home Runs	5
Runs/Runs Per Game	40/5.7
Team ERA	4.30
Strikeouts	65
Saves/Opportunities	1/2

## THIS WEEK IN NATURALS BASEBALL

MONDAY	TUESDAY	WEDNESDAY	THURSDAY	FRIDAY	SATURDAY	SUNDAY
5/23 OFF	5/24 @ Midland W, 8-5	5/25 @ Midland 6:30 PM	5/26 @ Midland 7:00 PM	5/27 @ Midland 7:00 PM	5/28 @ Midland 7:00 PM	5/29 @ Midland 2:00 PM



## FOLLOW THE LEADER

Manager Chris Widger enters his first season at the helm of the Naturals, after previous stops in *Advanced Rookie* Burlington (2019) and *High-A* Quad Cities (2021) managing Royals affiliates.

- 17 of the Naturals' 26 active players played for Widger with the Quad Cities River Bandits last season.
- 9 of the Naturals' 26 active players played under Widger with the Burlington Royals, then in Quad Cities and now in Northwest Arkansas: **Dante Biasi, Jonah Dipoto, Maikel Garcia, Michael Massey, Jake Means, Drew Parrish, Zack Phillips, Logan Porter** and **Ángel Zerpa**.

## Yo, You WANNA SEE SOME REAL SPEED?

Through 39 games, the Naturals have stolen 58 bases in 69 attempts (average 1.49 steals/game) and pulled off a double steal 9 times.

- 58 steals ranks tied second in the Texas League, tied fourth in Double-A and tied 21st in the Minors.
- Maikel Garcia's** 14 steals (in 16 attempts) ranks tied third in the Texas League and tied sixth in all of Double-A, while Nate Eaton's 12 steals (in 13 attempts) ranks tied sixth in the Texas League.

## WHAT YOU KNOW ABOUT PITCHING DEEP?

In the month of May, Naturals starting pitchers have thrown 82.2 innings of the staff's 164.2 total (50.2%), up from 44.3% of the April innings.

- As a staff, the Naturals 4.54 ERA in the month of May ranks 4th in the Texas League, with eight of 19 starts lasting 5.0 innings or longer and 15 of 19 going 4.0 innings or more.
- Across 19 May games, Naturals starting pitchers have a 4.03 ERA (37 ER in 82.2 IP) with 98 strikeouts (10.67 K/9) and a .214 opponents' average.
- Two-time Texas League Pitcher of the Week **Drew Parrish** has thrown 5.0 innings or more in each of his last SEVEN outings, including a trio of scoreless starts, 6.0 innings on 4/26 vs. AMA, then 7.0 innings on 5/7 @ SPR and 5/13 vs. WCH.

## EXTREME ENDS OF THE SPECTRUM

When looking at the Naturals' numbers one game to the next, it appears rather black and white with what leads to a win or loss.

- When scoring six runs or more, the Naturals are 17-3, while when scoring five runs or less, just 2-17.
- The Naturals are 14-4 when recording 10 hits or more, but when they get nine hits or less, are just 5-16.
- The Naturals are 18-6 when out-hitting their opponent or hits are tied, but 1-14 when out-hit by their opponent.
- When the Naturals score first, they are 15-6, whereas 4-14 when the opponent scores first.

## ONE RUN GOES A LONG WAY

The Naturals are 2-9 in one-run games this season, meaning nine of their 20 losses this season have been decided by just one run.

- Four of the Naturals' last five losses have been by just a run, as well as six of 11 losses in the month of May.
- The Naturals have had the winning run at the plate in five losses this season (all one-run losses) and had the tying run at the plate or on base in 10 losses this season (including eight of their lone-run losses).

## OOPS!... DREW DID IT AGAIN

Last Monday, starting pitcher **Drew Parrish** was named the Texas League Pitcher of the Week, for the second consecutive week.

- In his two award-winning starts, Parrish threw 7.0 scoreless innings each time, striking out four at Springfield on May 7 and tying a career-high with nine strikeouts on May 13 against Wichita.
- Among qualified Texas League pitchers, he has the lowest ERA (1.85) and WHIP (0.78), while ranking second in opponents' batting average (.156). Parrish also lead the league in innings pitched (43.2) and tied for fourth in strikeouts (41).

## GAR-SEE YA ON BASE

Shortstop **Maikel Garcia** has reached base in 35 of the 38 games he has appeared in this season, reaching base twice on 26 occasions.

- His 14-game hitting streak between April 27 and May 12 is the longest on the Naturals this year and tied for the 15th-longest in club history ... it is also tied for the second-longest in the Texas League this season ... in those 14 games, he hit .397 (23-for-58) with six doubles and a .970 OPS.
- In 179 plate appearances, the Venezuelan has reached base 75 times (47 hits + 28 walks), for a .421 on-base percentage
- Garcia ranks among the Texas League leaders, ranking tied third in steals (14), tied fourth in walks (28), tied fifth in hits (47) and seventh in runs scored (32) ... he ranks among the Double-A leaders in steals (tied sixth), walks (tied seventh), runs scored (tied 10th) and hits (tied 10th).

## PUSHIN (P)ORTER

Catcher **Logan Porter** has quietly flown under the radar as one of the top hitters in the Royals system so far in 2022.

- Among qualified Royals minor league hitters, Porter has the highest on-base percentage (.427), while ranking fourth in batting average (.308), fifth in OPS (.889) and sixth in slugging percentage (.462).
- Porter has hits in 18 of 26 games he's played in this season with nine multi-hit games, and has reached base in 24 of 26 games
- In the month of May, Porter is hitting .333 (18-for-54) with a team-best .984 OPS, tied for the team lead with four homers and he had driven in nine runs.

## IT'S GONNA BE MASSEY

Since the calendar flipped to May, second baseman **Michael Massey** has been one of the top hitters in the Texas League, batting at a .338 (24-for-71) average with a .961 OPS across 18 games, while driving in a team-best 23 runs, which is tied for the league lead this month.

- After two slow weeks to start the season, Massey has turned things around, raising his batting average nearly 100 points, from .213 after April 21 to the .309 it sits at now.
- His hot streak began April 22, homering in three consecutive games, April 22 to 24 in Frisco and went from having no homers through the first 11 games of the season, to having seven in his last 24, leading the team in homers.
- Massey has reached base in 30 of 37 games he's played this year, with already 13 multi-hit games, including seven in May.
- Massey ranks among the Texas League leaders, ranking first second in runs batted in (39), tied fifth in hits (47) and total bases (82), tied eighth in home runs (8) and tied 10th in extra-base hits (19) ... his 39 runs batted in are also tied for the most among all Double-A hitters and tied for seventh in the minor leagues.
- The second baseman is scattered all across the Royals' organizational leaders, ranking tied first in hits, second in total bases, extra-base hits, runs batted in, slugging percentage (.517) and OPS (.896), tied second in home runs, third in batting average (.309), tied third in doubles (11) and fourth in runs scored (26).

## NUMERICAL QUICK ROSTER

#	PLAYER	POS	B/T
2	Cropley, Tyler ( <b>7-IL</b> )	C	R/R
4	Grotjohn, Ryan	INF/OF	L/R
7	Bewley, Brhet	INF/OF	R/R
8	Garcia, Maikel	INF	R/R
9	Means, Jake	INF	R/R
11	Porter, Logan	C	R/R
12	Bradley, Tucker	OF	L/L
13	Loftin, Nick	INF/OF	R/R
14	Capps, Holden	LHP	R/L
15	Marsh, Alec	RHP	R/R
16	Glendinning, Robbie	INF	R/R
17	Phillips, Zack	LHP	L/L
19	Eaton, Nathan	INF/OF	R/R
21	Lacy, Asa ( <b>7-IL</b> )	LHP	L/L
22	Woods Jr., Stephen	RHP	R/R
25	Matias, Seuly	OF	R/R
26	Massey, Michael	INF	L/R
27	Pennington, Walter	LHP	L/L
28	Parrish, Drew	LHP	L/L
29	Willeman, Zach	RHP	R/R
32	Veneziano, Anthony	LHP	L/L
33	Klein, Will	RHP	R/R
34	Cosby, Christian ( <b>7-IL</b> )	RHP	R/R
35	Webb, Nathan ( <b>7-IL</b> )	RHP	R/R
38	Biasi, Dante	LHP	L/L
41	Haake, Zach ( <b>7-IL</b> )	RHP	R/R
44	Stupiensi, Gavin	INF/C	L/R
45	Del Rosario, Yefri	RHP	R/R
51	Sotillet, Andres	RHP	R/R
53	Zerpa, Ángel	LHP	L/L
55	Dipoto, Jonah	RHP	R/R

## ALPHABETICAL QUICK ROSTER

#	PLAYER	POS	B/T
7	Bewley, Brhet	INF/OF	R/R
38	Biasi, Dante	LHP	L/L
12	Bradley, Tucker	OF	L/L
14	Capps, Holden	LHP	R/L
34	Cosby, Christian ( <b>7-IL</b> )	RHP	R/R
2	Cropley, Tyler ( <b>7-IL</b> )	C	R/R
45	Del Rosario, Yefri	RHP	R/R
55	Dipoto, Jonah	RHP	R/R
19	Eaton, Nathan	INF/OF	R/R
8	Garcia, Maikel	INF	R/R
16	Glendinning, Robbie	INF	R/R
41	Grotjohn, Ryan	INF/OF	L/R
4	Haake, Zach ( <b>7-IL</b> )	RHP	R/R
33	Klein, Will	RHP	R/R
21	Lacy, Asa ( <b>7-IL</b> )	LHP	L/L
13	Loftin, Nick	INF/OF	R/R
15	Marsh, Alec	RHP	R/R
26	Massey, Michael	INF	L/R
25	Matias, Seuly	OF	R/R
9	Means, Jake	INF	R/R
28	Parrish, Drew	LHP	L/L
27	Pennington, Walter	LHP	L/L
17	Phillips, Zack	LHP	L/L
11	Porter, Logan	C	R/R
51	Sotillet, Andres	RHP	R/R
44	Stupiensi, Gavin	INF/C	L/R
32	Veneziano, Anthony	LHP	L/L
35	Webb, Nathan ( <b>7-IL</b> )	RHP	R/R
29	Willeman, Zach	RHP	R/R
22	Woods Jr., Stephen	RHP	R/R
53	Zerpa, Ángel	LHP	L/L

## BATTING

LEFTIES	5
RIGHTIES	8
SWITCH	0

## PITCHING

LEFTIES	10
---------	----

## PRO-NUN-SEE-AY-SHUNS

2 TYLER CROPLEY (crop-lee)  
25 SEULY MATIAS (soo-lee mah-TEE-as)  
38 DANTE BIASI (bee-AH-zee)  
53 ÁNGEL ZERPA (AHN-hel SAIR-pah)

4 RYAN GROTJOHN (GROET-john)  
21 ASA LACY (AY-suh)  
39 ÁNDRES SOTILLET (ahn-DRACE-soh-tee-YAY)  
55 JONAH DIPOTO (dih-POH-to)

7 BRHET BEWLEY (Brett Bew-lee)  
29 ZACH WILLEMAN (will-eh-men)  
41 ZACH HAAKE (hockey)  
BENCH COACH 23: MIKE JIRSCHLE (jursh-LEE)

8 MAIKEL GARCIA (my-KELL gar-SEE-uh)  
32 ANTHONY VENEZIANO (va-nee-zee-ah-no)  
45 YEFRI DEL ROSARIO (Jeffry)



## NATURALS HARDWARE SHELF

Players of the Month

TBD

Pitchers of the Month

TBD

Players of the Week (1)

April 25 to May 1: INF Michael Massey ... hit .417 (10-for-28) across six games with a league-best 19 total bases and nine runs batted in, while tied for the Texas League lead with 10 hits. His 1.221 OPS ranked third among players with at least 20 at-bats, while his .417 average tied for second among that same group.

Pitchers of the Week (2)

May 2 to May 8: LHP Drew Parrish ... threw 7.0 scoreless innings on May 7 @ Springfield ... held the Cardinals to just two hits and one walk while striking out four. He retired the first eight he faced and the final five, with five 1-2-3 frames.

May 9 to May 15: LHP Drew Parrish ... threw 7.0 scoreless innings on May 13 vs. Wichita ... held the Wind Surge to just three hits and no walks while striking out nine. Between the second and sixth innings, he retired 13 straight batters, retiring the side 1-2-3 in the first inning, as well as the third through sixth.

## TOOLS TEAM

Five Naturals players were listed in *Baseball America's* 2022 Best Tools Survey of the Kansas City Royals' organization.

- CF Nick Loftin is rated as having the "*Best Strike-Zone Discipline*" in the system.
- SS Maikel Garcia is rated as having the "*Best Infield Arm*" in the system.
- RF Seuly Matias is rated as having the "*Best Outfield Arm*" in the system.
- LHP Asa Lacy is rated as having the "*Best Slider*" in the system.
- LHP Ángel Zerpa is rated as having the "*Best Control*" in the system.

## QUICK FACTS

Founded	2008
Colors	Navy Blue, Burgundy, Gold and White
League	Texas League (Since 2008)
Ownership	Rich Entertainment Group
General Manager	Justin Cole (9th Season)
Home Ballpark (Capacity)	Arvest Ballpark (7,350, 6,500 seats)
Dimensions	LF- 327 LCF- 377 CF- 400 RCF- 378 RF- 325
Wall Heights	LF-LCF: 9 feet CF: 11 feet RCF-RF: 9 feet











## ROSTER BREAKDOWN

Age 20	0	Native of Australia	1
Age 21	0	Native of Dominican Republic	2
Age 22	6	Native of United States	25
Age 23	2	Native of Venezuela	3
Age 24	8	Acquired via Free Agency	12
Age 25	6	(International) ..... 4 (Minor League) ... 5 (Undrafted) ..... 3	
Age 26	6	Acquired via Trade	2
Age 27	2	Acquired via First Year Player Draft	17
Age 28	1	(High School) ..... 1 (Rounds 1-5) ..... 5	
Age 29	0	(2nd Year/College) ..... 0 (Rounds 6-10) ..... 5	
Average Age	24 Years 177 Days	(3rd Year/College) ..... 12 (Rounds 11-20) ..... 1	
Median Age	24	(4th+ Year/College) ..... 4 (Rounds 21-40) ..... 6	

## ROYALS TOP-30 PROSPECTS (RANKING ACCORDING TO MLB PIPELINE)

#	PLAYERS (POSITION)	OVERALL RANKING	BASEBALL AMERICA RANKING
3	Asa Lacy (LHP) (IL)	68th Overall / 5th LHP	Royals 5th / 9th LHP
5	Nick Loftin (OF)		Royals 12th
11	Alec Marsh (RHP)		Royals 14th
12	Ángel Zerpa (LHP)		Royals 24th
16	Anthony Veneziano (LHP)		Royals 30th
18	Will Klein (RHP)		Royals 22nd
20	Maikel Garcia (SS)		Royals 15th
21	Michael Massey (2B)		Royals 13th
27	Drew Parrish (LHP)		Royals 18th
28	Nathan Webb (RHP) (IL)		-
-	Yefri Del Rosario (RHP)		Royals 25th

## UNIFORM RECORDS

 Navy/Red (13-12) Home: 6-7 Road: 7-5	 Red (5-5) Home: 0-0 Road: 5-5	 White/Navy (1-3) Home: 1-3 Road: 0-0	 Los Naturales Home: 0-0 Road: 0-0	 Growlin' Chickens Home: 0-0 Road: 0-0	 Fauxback Home: 0-0 Road: 0-0
 White (7-4) Home: 7-4 Road: 0-0	 Grey (5-6) Home: 0-0 Road: 5-6	 Navy (7-10) Home: 0-6 Road: 7-4	 Los Naturales Home: 0-0 Road: 0-0	 Growlin' Chickens Home: 0-0 Road: 0-0	 Fauxback Home: 0-0 Road: 0-0
HOME UNIFORM COMBINATIONS			ROAD UNIFORM COMBINATIONS		
Navy/Red Hat & White Jersey: 6-3 White Hat & White Jersey: 1-1 Red Hat & White Jersey: 0-0 Specialty/Theme Uniforms: 0-0			Navy/Red Hat & Navy Jersey: 0-4 White Hat & Navy Jersey: 0-2 Red Hat & Navy Jersey: 0-0		
			Navy/Red Hat & Grey Jersey: 3-2 Navy/Red Hat & Navy Jersey: 4-3 Red Hat & Grey Jersey: 2-4 Red Hat & Navy Jersey: 3-1		

## NATURALS IN-SEASON BIRTHDAYS

## APRIL (3)

4/14 – Walter Pennington (24)  
4/14 – Jake Means (26)  
4/25 – Ryan Grotjohn (27)

## MAY (5)

5/6 – Tucker Bradley (24)  
5/7 – Derrick Lewis (46)  
5/14 – Alec Marsh (24)  
5/14 – Christian Colón (33)  
5/21 – Chris Widger (51)

## JUNE (2)

6/2 – Asa Lacy (23)  
6/10 – Stephen Woods Jr. (27)

## JULY (2)

7/11 – Zack Phillips (24)  
7/12 – Logan Porter (27)

## AUGUST (1)

8/20 – Nathan Webb (25)

## SEPTEMBER (6)

9/1 – Anthony Veneziano (25)  
9/3 – Jonah Dipoto (26)  
9/4 – Seuly Matias (24)  
9/23 – Yefri Del Rosario (23)  
9/25 – Nick Loftin (24)  
9/27 – Ángel Zerpa (23)





## NATURALS TRANSACTIONS

## 2022 BREAKING ROSTER

**Pitchers (16):** LHP Dante Biasi, LHP Holden Capps, RHP Christian Cosby, RHP Yefri Del Rosario, RHP Jonah Dipoto, RHP Zach Haake, LHP Asa Lacy, RHP Alec Marsh, LHP Drew Parrish, LHP Zack Phillips, RHP Andrés Sotillet, LHP Anthony Veneziano, RHP Nathan Webb, RHP Zach Willeman, RHP Stephen Woods Jr. and LHP Ángel Zerpa.

**Catchers (3):** Tyler Cropley, Sebastian Rivero, Logan Porter

**Infielders (7):** Nathan Eaton, Maikel Garcia, Robbie Glendinning, Ryan Grotjohn, Michael Massey, Jake Means, Gavin Stupienski

**Outfielders (4):** Tucker Bradley, Nick Loftin, Seuly Matias, John Rave

- 4/4 Kansas City Royals announce Breaking Roster
- 4/8 LHP **Holden Capps** placed on the development list  
INF **Gavin Stupienski** placed on the development list
- 4/12 RHP **Nate Webb** placed on the 7-day injured list
- 4/16 LHP **Holden Capps** activated from the development list
- 4/19 C **Tyler Cropley** placed on the 7-day injured list  
RHP **Christian Cosby** placed on the 7-day injured list  
INF **Gavin Stupienski** activated from the development list
- 4/21 LHP **Walter Pennington** transferred to Northwest Arkansas (AA) from Quad Cities (A+)
- 4/23 RHP **Zach Haake** placed on the 7-day injured list  
RHP **Patrick Halligan** transferred to Northwest Arkansas (AA) from Columbia (A)
- 4/26 RHP **Patrick Halligan** transferred to Quad Cities (A+) from Northwest Arkansas (AA)
- 4/28 RHP **Ándres Sotillet** transferred to Omaha (AAA) from Northwest Arkansas (AA)
- 5/3 INF **Ryan Grotjohn** placed on the Development List  
INF **Brhet Bewley** activated from the Quad Cities Injured List and transferred to Northwest Arkansas (AA)  
LHP **Patrick Smith** transferred to Northwest Arkansas (AA) from Quad Cities (A+)  
LHP **Marcelo Martinez** transferred to Northwest Arkansas (AA) from Omaha (AAA)
- 5/8 C **Sebastian Rivero** recalled by Kansas City (MLB) from Northwest Arkansas (AA)
- 5/9 C **Sebastian Rivero** optioned to Northwest Arkansas (AA)  
C **Sebastian Rivero** recalled by Kansas City (MLB) from Northwest Arkansas (AA)
- 5/10 LHP **Asa Lacy** placed on the 7-day injured list  
INF **Ryan Grotjohn** activated from the Development List
- 5/13 C **Sebastian Rivero** optioned to Northwest Arkansas (AA)
- 5/14 LHP **Patrick Smith** placed on the Development List  
RHP **Will Klein** activated from the 7-day injured list
- 5/17 C **Sebastian Rivero** recalled by Kansas City (MLB) from Northwest Arkansas (AA)
- 5/21 LHP **Marcelo Martinez** transferred to Omaha (AAA) from Northwest Arkansas (AA)
- 5/24 LHP **Patrick Smith** transferred to Quad Cities (A+) from Northwest Arkansas (AA)  
RHP **Ándres Sotillet** transferred to Northwest Arkansas (AA) from Omaha (AAA)
- 5/25 OF **John Rave** transferred to Omaha (AAA) from Northwest Arkansas (AA)



## #36 CHRIS WIDGER • MANAGER

- Chris Widger will manage the Naturals after guiding the River Bandits to a High-A Central championship in their first season as a Kansas City affiliate in 2021. In doing so, he was named the Minor League Manager of the Year by *Baseball America* following the 2021 season.
- 2022 marks Widger's seventh year in the Royals' organization, as he was slated to manage Advanced-A Wilmington in 2020 and led Burlington to the Appalachian League Championship Series in his first season as Manager in 2019. Prior to that, he was Wilmington's Bench Coach from 2016-18.
- Before joining the Royals organization, he managed the Independent League Camden Riversharks in 2015 and was their Pitching Coach from 2012-14.
- A third-round pick by Seattle in the 1992 Draft, Widger played in parts of 10 seasons in the Majors with the Mariners (1995-96, 2000), Expos (1997-2000), Yankees (2002), Cardinals (2003), White Sox (2005-06) and Orioles (2006), winning a World Series with Chicago in 2005.
- Widger and his wife, Whitney, reside in Pennsville, N.J., with their children: C.J., Ashlynn and Skylar.



## #43 DERRICK LEWIS • PITCHING COACH

- Derrick Lewis is in his third season with the Royals' organization and second as pitching coach at Northwest Arkansas.
- He spent the previous 16 seasons in the Atlanta Braves' organization, the first 14 as a Minor League pitching coach and the last two as the Pitching Coordinator.
- Pitching coach timeline: 2004-07: GCL Braves (Gulf Coast League, RK)... 2008-10: Danville Braves (Appalachian League, RK)... 2011-13: Rome Braves (South Atlantic League, A)... 2014: Lynchburg Hillcats (Carolina League, A+)... 2015-2016: Carolina Mudcats (Carolina League, A+)... 2017: Mississippi Braves (Southern League, AA)
- He played seven seasons in the Braves' organization from 1997-2003, after being selected in the 20th round of the 1997 draft.
- Lewis and his wife, Roslyn, reside in Charlotte, North Carolina, with their daughter, Skye and Son, Lake.



## #6 ABRAHAM NÚÑEZ • HITTING COACH

- Abraham Núñez enters his fourth season as Northwest Arkansas' hitting coach after serving in the same capacity with High-A Wilmington (2015-2018), Class-A Lexington (2014), Rookie Advanced Burlington (2013) and the Dominican Royals (2012).
- Núñez played for parts of 12 seasons in the Majors with the Pirates (1997-2004), Cardinals (2005), Phillies (2006-2007) and Mets (2008). A switch-hitter, he owns a career average of .242 as a utility infielder in the big leagues, primarily playing third base, but could play all four infield positions.
- His best season came in 2005 when he batted .285 in 139 games for the National League Champion St. Louis Cardinals.
- Lifetime .346 (9-for-28) hitter in the postseason, including the 2005 National League Championship Series with St. Louis when he hit .385, though did not play in the World Series.
- Born in Santo Domingo, Dominican Republic, he now resides in Hudson, Massachusetts.



## #27 CHRISTIAN COLÓN • ASSISTANT HITTING COACH

- Christian Colón returns to the organization as the Naturals Assistant Hitting Coach in 2022, following a 12-year professional career.
- He was the Royals first-round pick in the 2010 MLB Draft, scored the winning run in the 2014 AL Wild Card game and had the game-winning hit in the title-clinching Game 5 of the 2015 World Series.
- After being drafted in 2010, Colón ascended to Northwest Arkansas by 2011 and between 2011, 2012 and 2014, played 202 games for the Naturals ... In 2011, Colón led the Texas League in sacrifices (21), while leading the team in at-bats (491) and hits (126). His 21 sacrifices that season are the most a Naturals player has ever recorded in a single season, while 28 overall are tied for the club record.
- During his playing career, he made stops in Miami (2017) and Cincinnati (2019-20) ... spent 2021 with the Rich Baseball-owned Buffalo Bisons (Triple-A, Toronto) before announcing his retirement.
- He also played in parts of four seasons in the Puerto Rican Winter League.
- Christian lives in Cave Springs, Ark. (15 minutes North of Arvest Ballpark) with his wife, Kayla, and three daughters, Marley, Mia and Lucy.



## #23 MIKE JIRSCHLE • BENCH COACH

- Mike Jirschle enters his first season as the Bench Coach for Northwest Arkansas after spending last season in the same role for Manager Chris Widger in Quad Cities.
- He served as a Special Assistant to the General Manager in 2020 and was on the Royals coaching staff as the Third Base Coach from 2014-19 and won the World Series in 2015.
- Jirschle previously managed the Triple-A Omaha franchise for 11 seasons (2003-13), leading the team to four division titles, three-straight trips to the Pacific Coast League championship round (2011-13), two PCL titles (2011, 2013) and a Triple-A Championship in 2013.
- He earned the 2011 Mike Coolbaugh Award for outstanding baseball work ethic, knowledge of the game and skill in mentoring young players on the field.
- Prior to his 11-year stint with Omaha, he served as the Royals Minor League Infield Coordinator for four years (1998-2002), while he held managerial positions with Omaha (1995-97), Wilmington (1994), Rockford (1993) and the Gulf Coast Royals (1992).
- Jirschle was originally selected by the Texas Rangers in the fifth round of the 1977 MLB Draft and played in 999 minor league games over 13-plus seasons in the Rangers and Royals systems.



## DANNY ACCOLA • CERTIFIED ATHLETIC TRAINER

- Danny Accola is entering his seventh season with the Royals organization and first as the certified athletic trainer with the Naturals, after serving in the same role with the Quad Cities in 2021.
- He was slated to serve in that role with Wilmington in 2020 and previously filled those roles with Lexington in 2019, Burlington from 2017-18 and with Surprise in 2016.
- Accola graduated from the University of Central Missouri in 2014 and previously held an athletic training internship with the Denver Broncos in 2013.



## C.J. MIKKELSEN • STRENGTH & CONDITIONING COACH

- C.J. Mikkelsen will serve as the Northwest Arkansas Strength & Conditioning Coach for the second consecutive season, after being slated to fill that same role at Idaho Falls in 2020.
- He graduated in December 2019 with a master's degree in sports physiology from Texas A&M University, where he also worked as a Sports Performance Graduate Intern.
- Mikkelsen earned his bachelor's degree in exercise and wellness from Arizona State University in 2016. He resides in Desert Hills, Arizona.



DREW EPPERSON  
VIDEO COORDINATOR



MITCH MEYER  
VIDEO COORDINATOR



#### Alec Marsh - Pitching - Stat Splits - 2022 - Regular Season

Split	Team	W	L	ERA	G	GS	CG	SHO	SV	IP	H	R	ER	HR	HB	BB	IBB	SO	WHIP	AVG	AB	WP	BK	GIDP	TBF	NP-S
Home Games	NWA	0	0	6.75	3	3	0	0	0	12.0	10	9	9	4	0	8	0	24	1.50	.213	47	2	0	0	55	234 - 153
Away Games	NWA	0	2	5.06	4	4	0	0	0	16.0	12	9	9	1	1	8	0	24	1.25	.200	60	1	0	1	69	286 - 179
Day Games	NWA	0	0	6.00	1	1	0	0	0	3.0	2	2	2	1	0	1	0	2	1.00	.182	11	0	0	0	12	50 - 32
Night Games	NWA	0	2	5.76	6	6	0	0	0	25.0	20	16	16	4	1	15	0	46	1.40	.208	96	3	0	1	112	470 - 300
On Grass	NWA	0	2	5.79	7	7	0	0	0	28.0	22	18	18	5	1	16	0	48	1.36	.206	107	3	0	1	124	520 - 332
April	NWA	0	1	6.89	4	4	0	0	0	15.2	15	12	12	5	0	7	0	22	1.40	.246	61	2	0	1	68	275 - 180
May	NWA	0	1	4.38	3	3	0	0	0	12.1	7	6	6	0	1	9	0	26	1.30	.152	46	1	0	0	56	245 - 152
On Tuesdays	NWA	0	1	9.00	1	1	0	0	0	4.0	6	4	4	0	0	3	0	4	2.25	.353	17	1	0	1	20	74 - 46
On Wednesdays	NWA	0	0	3.86	1	1	0	0	0	4.2	2	2	2	1	0	2	0	9	0.86	.125	16	1	0	0	18	77 - 52
On Thursdays	NWA	0	1	5.40	2	2	0	0	0	8.1	5	5	5	0	1	7	0	18	1.44	.161	31	1	0	0	39	167 - 101
On Fridays	NWA	0	0	2.25	1	1	0	0	0	4.0	2	1	1	0	0	2	0	8	1.00	.133	15	0	0	0	17	78 - 51
On Saturdays	NWA	0	0	9.00	1	1	0	0	0	4.0	5	4	4	3	0	1	0	7	1.50	.294	17	0	0	0	18	74 - 50
On Sundays	NWA	0	0	6.00	1	1	0	0	0	3.0	2	2	2	1	0	1	0	2	1.00	.182	11	0	0	0	12	50 - 32
In games following a win	NWA	0	0	5.17	4	4	0	0	0	15.2	11	9	9	5	0	6	0	26	1.09	.186	59	1	0	0	65	279 - 185
In games following a loss	NWA	0	2	6.57	3	3	0	0	0	12.1	11	9	9	0	1	10	0	22	1.70	.229	48	2	0	1	59	241 - 147
Starter	NWA	0	2	5.79	7	7	0	0	0	28.0	22	18	18	5	1	16	0	48	1.36	.206	107	3	0	1	124	520 - 332

#### Alec Marsh - Opposing Hitting - Stat Splits - 2022 - Regular Season

Split	Team	AVG	G	AB	R	H	2B	3B	HR	RBI	BB	IBB	SO	SB	CS	OBP	SLG	OPS	HBP	SAC	SF	GIDP
vs Left	NWA	.295	7	44	13	4	1	1	8	8	0	15				.415	.500	.915	1	0	0	0
vs Right	NWA	.143	7	63	9	1	0	4	6	8	0	33				.239	.349	.588	0	0	0	1
Team is ahead	NWA	.345	4	29	10	2	0	2	6	7	0	11				.472	.621	1.093	0	0	0	1
Team is behind	NWA	.139	5	36	5	2	0	1	4	6	0	17				.262	.278	.540	0	0	0	0
Score is tied	NWA	.167	7	42	7	1	1	2	4	3	0	20				.239	.381	.620	1	0	0	0
Batting First	NWA	.429	7	14	6	0	0	1	2	2	0	3				.529	.643	1.172	1	0	0	0
Batting Second	NWA	.154	7	13	2	1	0	0	2	3	0	5				.313	.231	.544	0	0	0	0
Batting Third	NWA	.167	7	12	2	0	0	1	1	2	0	6				.286	.417	.703	0	0	0	1
Batting Fourth	NWA	.167	7	12	2	0	1	0	2	1	0	5				.231	.333	.564	0	0	0	0
Batting Fifth	NWA	.250	7	12	3	1	0	2	4	1	0	5				.308	.833	1.141	0	0	0	0
Batting Sixth	NWA	.167	7	12	2	2	0	0	0	1	0	7				.231	.333	.564	0	0	0	0
Batting Seventh	NWA	.083	7	12	1	1	0	0	0	1	0	6				.154	.167	.321	0	0	0	0
Batting Eighth	NWA	.231	7	13	3	0	0	1	3	0	0	6				.231	.462	.693	0	0	0	0
Batting Ninth	NWA	.143	7	7	1	0	0	0	0	5	0	5				.500	.143	.643	0	0	0	0
Leading Off	NWA	.346	7	26	9	1	0	3	3	3	0	10				.433	.731	1.164	1	0	0	0
First Inning	NWA	.185	7	27	4	5	0	1	2	4	4	0	9	2	0	.313	.481	.794	1	0	0	0
Second Inning	NWA	.185	7	27	4	5	2	0	2	4	1	0	16	1	0	.214	.481	.695	0	0	0	0
Third Inning	NWA	.200	7	25	4	5	2	0	0	3	6	0	12	3	0	.355	.280	.635	0	0	0	1
Fourth Inning	NWA	.200	6	20	2	4	1	0	1	2	1	0	8	1	0	.238	.400	.638	0	0	0	0
Fifth Inning	NWA	.375	3	8	4	3	0	0	0	1	4	0	3	0	0	.583	.375	.958	0	0	0	0
Bases Empty	NWA	.213	7	61	13	3	0	4	4	8	0	29				.314	.459	.773	1	0	0	0
Runner at 1st	NWA	.273	6	11	3	0	0	0	0	3	0	3				.429	.273	.702	0	0	0	0
Runner at 2nd	NWA	.133	7	15	2	1	0	0	2	1	0	7				.188	.200	.388	0	0	0	0
Runner at 3rd	NWA	.167	4	6	1	0	0	1	3	1	0	3				.286	.667	.953	0	0	0	0
Runners at 1st & 2nd	NWA	.167	3	6	1	0	1	0	2	2	0	1				.375	.500	.875	0	0	0	1
Runners at 1st & 3rd	NWA	.000	0	0	0	0	0	0	0	0	0	0				.000	.000	.000	0	0	0	0
Runners at 2nd & 3rd	NWA	.000	2	5	0	0	0	0	0	1	0	5				.167	.000	.167	0	0	0	0
Bases Loaded	NWA	.667	3	3	2	1	0	0	3	0	0	0				.667	1.000	1.667	0	0	0	0
Runners On	NWA	.196	7	46	9	2	1	1	10	8	0	19				.315	.348	.663	0	0	0	1
Scoring Position	NWA	.171	7	35	6	2	1	1	10	5	0	16				.275	.371	.646	0	0	0	1
No Outs	NWA	.310	7	42	13	2	0	3	4	6	0	15				.408	.571	.979	1	0	0	0
One Out	NWA	.094	7	32	3	2	1	0	5	8	0	18				.275	.219	.494	0	0	0	1
Two Outs	NWA	.182	7	33	6	1	0	2	5	2	0	15				.229	.394	.623	0	0	0	0
Ahead in Count	NWA	.094	7	53	5	1	0	0	3	0	0	31				.111	.113	.224	1	0	0	1
Behind in Count	NWA	.250	7	24	6	2	0	2	3	16	0	7				.550	.583	1.133	0	0	0	0
0-0 Count	NWA	.714	5	7	5	0	0	2	2	0	0	0				.714	1.571	2.285	0	0	0	0
0-1 Count	NWA	.167	5	6	1	1	0	0	2	0	0	0				.286	.333	.619	1	0	0	0
0-2 Count	NWA	.053	7	19	1	0	0	0	0	0	0	14				.053	.053	.106	0	0	0	0
1-0 Count	NWA	.667	2	3	2	2	0	0	1	0	0	0				.667	1.333	2.000	0	0	0	0
1-1 Count	NWA	.286	4	7	2	0	1	1	4	0	0	0				.286	1.000	1.286	0	0	0	0
1-2 Count	NWA	.107	7	28	3	0	0	0	1	0	0	17				.107	.107	.214	0	0	0	1
2-0 Count	NWA	.250	4	4	1	0	0	1	1	0	0	0				.250	1.000	1.250	0	0	0	0
2-1 Count	NWA	.500	4	4	2	0	0	1	1	0	0	0				.500	1.250	1.750	0	0	0	0
2-2 Count	NWA	.250	7	16	4	2	0	0	2	0	0	10				.250	.375	.625	0	0	0	0
3-0 Count	NWA	.000	2	0	0	0	0	0	0	2	0	0				1.000	.000	1.000	0	0	0	0
3-1 Count	NWA	.333	5	3	1	0	0	0	0	6	0	0				.778	.333	1.111	0	0	0	0
3-2 Count	NWA	.000	7	10	0	0	0	0	0	8	0	7				.444	.000	.444	0	0	0	0
Pitcher	NWA	.206	7	107	22	5	1	5	14	16	0	48				.315	.411	.726	1	0	0	1





## #18 ALEC MARSH

**BORN:** May 14, 1998 in Waukesha, Wisconsin (Age 24)

**HEIGHT/WEIGHT:** 6-3/220 lbs

## SEASON WITH NATURALS: 2nd Season

**DRAFT: Round 2 (CBB) - 2019 (Kansas City, 70th Overall)**

**COLLEGE:** Arizona State University (Tempe, Arizona)

**HIGH SCHOOL:** Ronald Reagan HS (Milwaukee, Wisconsin)

## SCOUTING REPORT

**Ranked by MLB Pipeline as the No. 11 Royals prospect**  
**Ranked by Baseball America as the No. 14 Royals prospect**

**FASTBALL:** Sits around 96 with his 4-seamer but touches 99 consistently. also has a two-seamer that sinks.

**CURVEBALL:** Ranges from the high 70s to low 80s has good shape and depth, his best secondary pitch.

**CURVEBALL.** Ranges from the high 70s to low 80s has good shape and depth, his best secondary pitch.

**SLIDER:** Sits mid-80s and is a hard, tight pitch that sometimes resembles a cutter

**CHANGEUP:** Has natural depth and sink, he throws it with good arm speed.

## 2022 SEASON

- **Leads Naturals, ranks 2nd in Texas League and 9th in Double-A with 48 strikeouts ... among Texas League pitchers who have thrown at least 25.0 innings, leads the league with 38.7% strikeout%, 15.43 K/9 and 19.9% stringing strike % ... 2nd in Double-A in SwStr%, 1st in K/9, 5th in K% (min. 25.0 IP).**
- Struck out 9 across 4.2 innings on 4/13 vs. Wichita, retired 9 of the final 10 batters he faced, including 5 on strikeouts
- Started 4/19 @ FRI with 4.0 scoreless innings, a 7.0 IP scoreless streak dating back to his last start ... 3 of 4 runs allowed in loss on 4/19 were runners Zach Haake inherited, Marsh exited with 0 outs in the 5th, 1 run in and bases loaded.
- Allowed a career-high three home runs and struck out seven on 4/30 vs. AMA, exited with a lead but took a no-decision.
- Struck out season high 10 batters on 5/19 @ ARK, including franchise-record EIGHT STRAIGHT between 2nd and 4th innings ... first Naturals pitcher to ever strike out more than six straight batters in one game, just 2nd to strike out 8 in a row.

## CAREER NOTES

## 2021

- As a non-Roster invitee to Big League Spring Training, appeared in 2 Cactus League games, pitching to a 0.00 ERA (0 ER in 2.0 IP) with 2 K.
- Broke camp with Northwest Arkansas (AA) and made six starts for the Naturals, before missing the remainder of the season with an injury ... went 1-3 with a 4.97 ERA (14 ER in 25.1 IP) while striking out 42 hitters.
- His 14.92 K/9 (42 K in 25.1 IP) ranked second in the Royals' system among MiLB pitchers who threw at least 25 innings.
- Named the inaugural Double-A Central Pitcher of the Week after making his very first Double-A appearance ... threw 5.0 hitless and scoreless innings ... followed up his award-winning start with an 11-strikeout performance in his Arvest Ballpark debut on 5/14 against Tulsa ... *began the season, his first 8.1 innings of Double-A Career with 8.1 hitless and scoreless innings, walking three with 16 strikeouts.*
- Earned his first professional win in his third start of the season on 5/21, allowing two runs across 5.0 innings while striking out seven at Hammons Field in Springfield against the Cardinals.
- Struck out at least seven batters in each of his first four starts and led the Naturals pitching staff with 34 strikeouts in May.
- *Exited his start on 6/15 in San Antonio after just 1.2 innings and did not appear in a game the rest of the season, shut down because of biceps soreness and arm fatigue.*
- Made one appearance for the Surprise Saguaros in the Arizona Fall League, throwing 1.1 innings while striking out three on 11/6 against the Mesa Solar Sox while surrendering two home runs and taking the loss.

## 2020

- Spent part of the season at the Royals' Alternate Training Site in Kansas City, Kansas, then participated in the Royals' Postseason Instructional Camp at Kauffman Stadium in October.
- Pitched for the Eastern Reyes del Tigre (roughly translates to Eastern Tiger Kings) in the independent Constellation Energy League, which operated in Texas during July and August ... went 0-1 with a 4.50 ERA (2 ER in 4.0 IP), collecting six strikeouts ... his manager was former Royals pitching coach Dave Eiland (2011-2017).

## 2019

- Made 13 starts for Idaho Falls (Rookie Advanced) in his first professional season, going 0-1 with a 4.05 ERA (15 ER in 33.1 IP) with 38 strikeouts (10.3 K/9) compared to just four walks.
- Did not walk a batter in his first five starts and surrendered his one free pass in his first eight outings (20.1 innings).
- Did not allow a run over his final three starts (9.0 IP), after allowing a six earned runs in a span of two outings (Aug. 9-15).
- Held left-handed batters to a .208 average (11-for-53) with one home run.

**COLLEGE (2017-2019)**

- Attended Arizona State University, where he was named to the Golden Spikes Award Mid-season Watch List and the Collegiate Baseball Hall of Fame Watch List of the National Pitcher of the Year as a junior in 2019, team won 21 straight to start the season.
- Went 9-3 with a 3.17 ERA(34 ER in 96.2 IP) in 16 outings as a junior, including three double-digit strikeout effort ... tossed a three-hit complete game with nine strikeouts in a 4-1 win vs. #3 Oregon State on April 12, 2019, when the Royals first took notice of them as they were at the game scouting OSU catcher and 2019 1st overall pick Adley Rutschman.
- Allowed three earned runs or fewer in 31 of his last 34 appearances dating back to his freshman season ... dating back to sophomore season, Marsh posted a quality start (6+ innings pitched with 3 or fewer earned runs allowed) in 16 of his 23 starts since assuming ASU's Friday Night starter role midway through the 2018 season.
- Struqled his freshman year with Sun Devils ... finished 2017 with an 8.14 ERA in 11 appearances and 21.0 innings.

## SEASON / CAREER HIGHS

SEASON			CAREER		
<a href="#">5/19/2022 @ Arkansas</a>	5.0	INNINGS PITCHED	6.0	<a href="#">5/14/2021 vs. Tulsa</a>	
<a href="#">4/19/2022 @ Frisco</a>	6	HITS ALLOWED	9	<a href="#">5/21/2021 @ Springfield</a>	
<a href="#">Last: 4/30/2022 vs. Amarillo</a>	4, 2x	RUNS ALLOWED	4, 5x	<a href="#">Last: 4/30/2022 vs. Amarillo</a>	
<a href="#">Last: 4/30/2022 vs. Amarillo</a>	4, 2x	EARNED RUNS ALLOWED	4, 5x	<a href="#">Last: 4/30/2022 vs. Amarillo</a>	
<a href="#">4/30/2022 vs. Amarillo</a>	3	HOME RUNS ALLOWED	3	<a href="#">4/30/2022 vs. Amarillo</a>	
<a href="#">5/12/2022 vs. Wichita</a>	5	WALKS ALLOWED	5	<a href="#">5/19/2022 vs. Wichita</a>	
<a href="#">5/19/2022 @ Arkansas</a>	10	STRIKEOUTS	11	<a href="#">5/14/2021 vs. Tulsa</a>	
<a href="#">Last: 5/19/2022 @ Arkansas</a>	20, 2x	BATTERS FACED	24	<a href="#">5/21/2021 @ Springfield</a>	
<a href="#">5/19/2022 @ Arkansas</a>	84	NUMBER OF PITCHES	85	<a href="#">5/8/2021 @ Arkansas</a>	
<a href="#">4/13/2022 to 4/19/2022</a>	7.0 IP	SCORELESS STREAK	18.0 IP	<a href="#">8/15/2019 to 5/14/2021</a>	

## MARSH 2022 RUN SUPPORT (STARTS ONLY)

<b>RUNS SCORED</b>	<b>0</b>	<b>1</b>	<b>2</b>	<b>3</b>	<b>4</b>	<b>5</b>	<b>6</b>	<b>7</b>	<b>8</b>	<b>9</b>	<b>10+</b>
<b>Games</b>	2	2	2		1						
<b>PLAYER W-L</b>	0-1	0-0	0-1		0-0						
<b>Team W-L</b>	0-2	1-1	1-1		0-1						

## 2022 GAME-BY-GAME (NORTHWEST ARKANSAS, AA)

DATE	OPPONENT	RES	LEFT GAME	DEC	IP	H	R	ER	HR	HB	BB	SO	BF	NP-S
4/13/22	vs. Wichita	W, 8-5	Top 5th, tied 2-2	-	4.2	2	2	2	1	0	2	9	18	77-52
4/19/22	@ Frisco	L, 4-3	Bottom 5th, winning 2-1	L	4.0	6	4	4	0	0	3	4	20	74-46
4/24/22	@ Frisco	W, 4-3	End 3rd, losing 2-0	-	3.0	2	2	2	1	0	1	2	12	50-34
4/30/22	vs. Amarillo	L, 7-5	End 4th, winning 5-4	-	4.0	5	4	4	3	0	1	7	18	74-50
5/6/22	@ Springfield	L, 2-1	End 4th, tied 1-1	-	4.0	2	1	1	0	0	2	8	17	78-53
5/12/22	vs. Wichita	L, 10-4	Top 4th, losing 3-0	-	3.1	3	3	3	0	0	5	8	19	83-51
5/19/22	@ Arkansas	L, 5-0	End 5th, losing 2-0	L	5.0	2	2	2	0	1	2	10	20	84-50

## 2022 MARSH BATTED BALL STATISTICS

BABIP	GB/FB	LD%	GB%	FB%	IFFB%	HR/FB	Pull%	Cent%	Oppo%	SwStr%
.315	1.47	19.0%	48.3%	32.8%	31.6%	26.3%	40.7%	23.7%	35.6%	19.9%

## MARSH vs. MIDLAND IN 2022

W	L	ERA	G	GS	CG	SHO	GF	HLD	SV	SVO	IP	H	R	ER	HR	HB	BB	IBB	SO	AVG	WHIP
---	---	-----	---	----	----	-----	----	-----	----	-----	----	---	---	----	----	----	----	-----	----	-----	------

## MARSH vs. MIDLAND HITTERS IN 2022

[illegible]

## MINOR LEAGUE CAREER

SEASON	TEAM	W	L	ERA	G	GS	CG	SHO	SV	SV	IP	H	R	ER	HR	HB	BB	IBB	SO	WHIP	AVG	AB	WP	BK	GDP	TBF	NP-S
2019	Idaho Falls (R)	0	1	4.05	13	13	0	0	0	0	33.1	30	16	15	5	0	4	0	38	1.02	.238	126	3	0	1	132	464-319
2020		Did not play (no minor league season)																									
2021	NW Arkansas (AA)	1	3	4.97	6	6	0	0	0	0	25.1	20	14	14	4	1	13	0	42	1.30	.217	92	1	0	2	106	440-276
2022	NW Arkansas (AA)	0	2	5.79	7	7	0	0	0	0	28.0	22	18	18	5	1	16	0	48	1.36	.206	107	3	0	1	124	520-332
	TOTAL	1	6	4.88	26	26	0	0	0	0	86.2	72	48	47	14	2	33	0	128	1.21	.222	325	7	0	4	362	1424-926



## PLAYER

14 HOLDEN  
CAPPS

LHP • R/L • 6'1" • 194 lbs • 3/24/1995 (27)  
2017 MLB Draft – Round 8 (U. of Central Oklahoma)  
Born/Resides: Lawton, Oklahoma

17 ZACK  
PHILLIPS

LHP • L/L • 6'1" • 170 lbs • 7/11/1998 (23)  
2019 MLB Draft – Round 2 (Ole Miss)  
Born: Sierra Vista, Arizona • Resides: Texarkana, Arkansas

18 ALEC  
MARSH

RHP • R/R • 6'3" • 220 lbs • 5/14/1998 (24)  
2019 MLB Draft – Round 2, 70th Overall (Arizona State)  
Born: Waukesha, Wisc. • Resides: Milwaukee, Wisc.

22 STEPHEN  
WOODS JR.

RHP • R/R • 6'1" • 200 lbs • 6/10/1995 (26)  
Traded from Tampa Bay – 7/21/2020  
Born: New Hyde Park, N.Y. • Resides: Huntington Station, N.Y.

27 WALTER  
PENNINGTON

LHP • L/L • 6'2" • 205 lbs • 4/14/1998 (24)  
Signed 8/19/2020 as an Undrafted League Free Agent  
Born: Englewood, Colorado • Resides: Broomfield, Colorado

28 DREW  
PARRISH

LHP • L/L • 5'11" • 195 lbs • 12/8/1997 (24)  
2019 MLB Draft – Round 8 (Florida State)  
Born: Cape Canaveral, Florida • Resides: Rockledge, Florida

29 ZACH  
WILLEMAN

RHP • R/R • 6'3" • 215 lbs • 3/27/1996 (26)  
Traded from Los Angeles (NL) to PTBNL – 10/20/2021  
Born/Resides: Napoleon, Ohio

32 ANTHONY  
VENEZIANO

LHP • L/L • 6'6" • 200 lbs • 9/1/1997 (24)  
2019 MLB Draft – Round 10 (Catal Carolina)  
Born/Resides: Hackettstown, New Jersey

33 WILL  
KLEIN

RHP • R/R • 6'5" • 230 lbs • 11/28/1999 (22)  
2020 MLB Draft – Round 5 (Eastern Illinois)  
Born: Maryville, Tennessee • Resides: Bloomington, Indiana

38 DANTE  
BIASI

LHP • L/L • 6'0" • 200 lbs • 12/22/1996 (25)  
2019 MLB Draft – Round 6 (Penn State)  
Born: Wilkes Barre, Penn. • Resides: Hazleton, Penn.

45 YEERI  
DEL ROSARIO

RHP • R/R • 6'2" • 180 lbs • 9/23/1999 (22)  
Signed 12/5/2017 as a Minor League Free Agent  
Born/Resides: Miches, Dominican Republic

51 ÁNDRES  
SOTILLET

RHP • R/R • 6'1" • 215 • 3/2/1997 (25)  
Signed 7/4/2016 as an International Free Agent  
Born: Cumana, Venezuela • Resides: Sucre, Venezuela

53 ÁNGEL  
ZERPA

LHP • L/L • 6'0" • 220 lbs • 9/27/1999 (22)  
Signed 6/26/2016 as an International Free Agent  
Born: Valle De La Pascua, Venez. • Resides: Anaco, Venez.

55 JONAH  
DIPOTO

RHP • R/R • 6'1" • 225 • 9/3/1996 (25)  
2019 MLB Draft – Round 35 (University of San Diego)  
Born: Queens, New York • Resides: San Diego, California

## QUICK NOTES

- 2022: Two scoreless outings in 2022, 0.2 IP on 4/28 and 0.2 IP on 5/11.
- 2021: Began the season on the Naturals' 60-Day IL and split the season between the Arizona Complex League, Quad Cities (A+) and NW Arkansas ... combined between three levels, went 4-2 across 22 games (three starts) with a 5.79 ERA (24 ER in 37.1 IP) and 36 strikeouts.
- 2019: Split the season between Wilmington (A+) and NW Arkansas (AA), pitching in 39 games out of the bullpen for the Blue Rocks and Naturals with a combined 2.61 ERA (15 ER in 51.2 IP) and 55 strikeouts.

2SFB, SL, CH

CONSECUTIVE BATTERS RETIRED: 0

SCORELESS STREAK: 1.2 IP (5/14/22 to 5/19/22)

- 2021: Split the season between Columbia (A) and Quad Cities (A+), combining to pitch in 25 games out of the bullpen with an 0-4 record, but three saves and a 2.06 ERA (11 ER in 48.0 IP) while walking just 13 and striking out 51 ... 16 of his 25 total appearances were scoreless.
- 2019: After being drafted, was assigned to Burlington (R) in the Appalachian League and pitched in 20 games out of the bullpen for the B-Royals, going 4-1 with two saves and a 2.15 ERA (9 ER in 37.2 IP), while striking out 29.

4SFB, 2SFB, CT, SL, CH

CONSECUTIVE BATTERS RETIRED: 3 (5/22/2022)

SCORELESS STREAK: 6.0 IP (5/11/22 to 5/22/22)

- Ranked by MLB Pipeline as the No. 11 Royals prospect ... Ranked by *Baseball America* as the No. 14 Royals prospect
- 2022: Has struck out 7 or more in four of six starts this year, including 9 in first start on 4/13 vs. WCH and 8 strikeouts in each of last two starts.
- 2021: Broke camp with NW Arkansas (AA) and made six starts for the Naturals, before missing the rest of the year with an injury ... went 1-3 with a 4.97 ERA (14 ER in 25.1 IP) with 42 strikeouts (14.92 K/9) ... over his first 8.1 Double-A innings: 8.1 hitless and scoreless innings, named first ever Double-A Central Pitcher of the Week.

4SFB, SL, CV, CH

CONSECUTIVE BATTERS RETIRED: 1 (5/19/2022)

SCORELESS STREAK: 4.2 IP (5/19/2022)

- 2021: Spent the entire season with NW Arkansas (AA), beginning the season as a starting pitcher and finishing the year as a reliever ... in 22 games (7 starts, 15 relief appearances), went 5-7 with a 7.42 ERA (39 ER in 47.1 IP), while walking 45 and striking out 48.
- 2018-19: Missed 2018 due to injury, went 9-3 in 2019 ... selected by Kansas City with the fourth overall pick in the Rule 5 Draft (12/12/2019).
- 2016-17: Played two seasons in the Giants organization, reaching Class-A, traded to Tampa Bay December 20 in the 3B Evan Longoria deal.

4SFB, CV, CH, CT

CONSECUTIVE BATTERS RETIRED: 0

SCORELESS STREAK: 0.0 IP

- 2022: Assigned to NW Arkansas on 4/21 ... Pitched 5.2 scoreless innings with nine strikeouts for Quad Cities (A+) across three relief outings ... earned decisions in five of first six outings, three wins, one loss and one save.
- 2021: Pitched 22 games for Columbia (A), went 3-3 with a team-leading four saves and a 3.18 ERA (14 ER in 39.2 IP) and 37 strikeouts ... placed on the 7-day injured list on 8/14 ... assigned to the ACL Royals Blue (R) on 9/7 for rehab and finished his season with two games there.
- MISC: Graduated from the Colorado School of Mines with a mechanical engineering degree, threw 224.2 innings, but also hit .288 with a 1.142 OPS as an outfielder.

4SFB, CV, CH

CONSECUTIVE BATTERS RETIRED: 3 (5/21/2022)

SCORELESS STREAK: 1.0 IP (5/21/2022)

- Ranked by MLB Pipeline as the No. 27 Royals prospect ... Ranked by *Baseball America* as the No. 18 Royals prospect
- 2022: Back-to-back Texas League Pitcher of the Week, on 5/9 and 5/16, threw 22.1 scoreless IP between 5/1 and 5/20.
- 2021: Split the season between Quad Cities (A+) and NW Arkansas (AA), with a break in between to pitch for Team USA at the 2021 WBSC Olympic Baseball Qualifiers ... named an MLB.com Organization All-Star ... among qualified Minor League pitchers (96.0 IP), ranked 14th in WHIP, 14th in opponents' batting average (.198) and 16th in ERA (2.83) ... named August Double-A Central Pitcher of the Month.

4SFB, CV, CH

CONSECUTIVE BATTERS RETIRED: 0

SCORELESS STREAK: 0.0 IP

- 2022: 9 of 15 outings have been scoreless, including last four games ... retired 13 straight batters, 5/12 to 5/24, including 3 perfect outings 5/18, 5/20, 5/22
- 2021: Joined the Royals as the Player to be Named Later in the deal that originally sent LHP Danny Duffy from the KC to LA on 7/30 ... spent the entire 2021 season with Tulsa (AA), going 3-2 with three saves across 33 relief appearances with a 3.78 ERA (20 ER in 47.2 IP) while striking out 59 ... .282% K% and 11.14 K/9 both ranked 14th in the Dodgers organization among pitchers who threw at least 45.0 innings.
- 2019: Pitched in 21 games (6 starts) for Great Lakes (A) and went 4-7 with two saves and a 5.38 ERA (48 ER in 80.1 IP) and 55 strikeouts.

4SFB, SL, CH

CONSECUTIVE BATTERS RETIRED: 2 (5/24/2022)

SCORELESS STREAK: 6.0 IP (5/12/22 to 5/24/22)

- Ranked by MLB Pipeline as the No. 16 Royals prospect ... Ranked by *Baseball America* as the No. 30 Royals prospect
- 2022: First six games of year were starts ... pitched 5.0 scoreless on 5/8 @ SPR ... did not issue walk for first time on 5/14 vs. WCH, in 4.2 IP of relief.
- 2021: Named Quad Cities (A+) Pitcher of the Year ... across 22 starts, went 6-4 with a 3.75 ERA (39 ER in 93.2 IP), while striking out an organization-best 127 and walking just 37 ... named the High-A Central Pitcher of the Year and All-Star left-handed starting pitcher.

4SFB, SL, CH

CONSECUTIVE BATTERS RETIRED: 0

SCORELESS STREAK: 0.1 IP (5/22/2022)

- Ranked by MLB Pipeline as the No. 18 Royals prospect ... Ranked by *Baseball America* as the No. 22 Royals prospect
- 2022: Started the season on Injured List with shin splints, assigned to NW Arkansas on 4/14.
- 2021: Named an MLB.com Organization All-Star and MLB Pipeline's Royals' Pitching Prospect of the Year ... pitched in 36 games out of the bullpen for Quad Cities, went 7-1 with four saves and a 3.58 ERA, with 121 strikeouts in 70.1 IP ... among minor league pitchers who threw 70.0 innings, ranked 1st with 15.48 K/9 and 40.9% strikeout %, while 121 strikeouts were most for those with less than 15 starts.

4SFB, CB, CH

CONSECUTIVE BATTERS RETIRED: 0

SCORELESS STREAK: 0.2 IP (5/21/2022)

- 2022: First two games came in relief, piggybacking Asa Lacy ... made spot start on 4/23 @ FRI, threw 4.0 scoreless vs. Jack Leiter, then made two more starts.
- 2021: Spent the entire season with Quad Cities (A+), going 5-2 with two saves across 24 games (six starts) with a 3.77 ERA (30 ER in 71.2 IP) and 84 strikeouts ... first 16 appearances of the year all came in relief, six of his last eight were starts, including four straight to end the year.
- 2019: Pitched in seven games for Burlington (R), going 1-0 with a 2.50 ERA (5 ER in 18.0 IP) and 24 strikeouts to just three walks.
- COLLEGE: Across 28 games (27 starts) at Penn State, went 6-12 with a 3.76 ERA (57 ER in 136.1 IP) while striking out 153 and walking just 69.

4SFB, SL, CH, 2SFB

CONSECUTIVE BATTERS RETIRED: 8 (5/21/2022)

SCORELESS STREAK: 5.0 IP (5/17/22 to 5/21/22)

- Ranked by *Baseball America* as the No. 25 Royals prospect
- 2022: Did not allow a run across first four games and 11.1 IP of season ... 8 of 12 appearances have been scoreless.
- 2021: Spent the entire season with Northwest Arkansas, pitching in 26 games (11 starts) and going 2-4 with a 5.99 ERA (47 ER in 70.2 IP) ... ranked third on the Naturals pitching staff in strikeouts (78) and innings pitched (70.2), and fifth in both games pitched and games started.
- 2019: Did not pitch due to injury ... had a nerve issue in his right bicep, only treatment was rest.

4SFB, 2SFB, SL, CH

CONSECUTIVE BATTERS RETIRED: 1 (5/24/2022)

SCORELESS STREAK: 0.1 IP (5/24/2022)

- His 61 career games pitched for Northwest Arkansas are the most among active Naturals pitchers, tied 19th all-time in NWA history.
- 2022: Began the season pitching 5 games with NWA, assigned to Omaha (AAA) on 4/28 and pitched eight games with 3.86 ERA ... back to NWA 5/24
- 2021: Began the season with Omaha (AAA) and split the season between the Storm Chasers and NW Arkansas (AA), pitching in 34 games (1 start) with a 5.52 ERA (28 ER in 45.2 IP) ... pitched for Venezuela in the WBSC Baseball Americas Olympic Qualifying event May 31 to June 5.
- 2019: Spent the entire year with NW Arkansas (AA), going 6-1 across 34 games (four starts) with a 3.35 ERA (28 ER in 75.1 IP)

2SFB, SL, CH

CONSECUTIVE BATTERS RETIRED: 1 (5/24/2022)

SCORELESS STREAK: 0.1 IP (5/24/2022)

- Ranked by MLB Pipeline as the No. 12 Royals prospect ... Ranked by *Baseball America* as the No. 24 Royals prospect ... rated as having the "Best Control" among Royals' pitching prospects in the 2022 Best Tools survey from BA.
- 2022: Two scoreless starts: 4/16 & 4/22, 9.0 IP total ... after 2.0 inning start on 4/10, last six starts have been at least 4.0 innings.
- 2021: Began the season in Quad Cities (A+) and after stops with NW Arkansas (AA) and Omaha (AAA), made his Major League debut on Sept. 30 vs. Cleveland, pitching 5.0 innings and allowing two runs with four strikeouts ... 108 strikeouts between the three MiLB levels ranked 8th among Royals minor pitchers, as did 88.1 innings pitched.

4SFB, 2SFB, SL, CH

CONSECUTIVE BATTERS RETIRED: 1 (5/24/2022)

SCORELESS STREAK: 0.1 IP (5/24/2022)

- 2022: Pitched a scoreless Cactus League inning with a strikeout on 3/29 against his dad's Seattle Mariners ... has 32.8% K% and 13.83 K/9.
- 2021: Pitched 22 games for Quad Cities, went 1-0 with eight saves (in 10 chances) and a 3.19 ERA (11 ER in 31.0 IP) and 39 strikeouts ... eight saves ranked tied second in the Royals' system ... 15 of his 22 outings were scoreless, only allowing more than one run three times.
- MISC: Full name is Jonah Seaver Dipoto, after Tom Seaver ... father Jerry Dipoto is currently the General Manager of the Seattle Mariners.

SI, 4SFB, SL, CH

CONSECUTIVE BATTERS RETIRED: 2 (5/20/2022)

SCORELESS STREAK: 3.1 IP (5/12/22 to 5/22/22)

## CAREER HIGHS

IP	5.0	(5x) Last: 9/3/17 vs. Orem
K	7	(2x) Last: 7/1/18 vs. Asheville
BB	3	7/25/17 @ Missoula
H	8	(3x) Last: 9/3/17 vs. Orem
R	7	9/9/17 @ Ogden
NP	95	(8/28/17 @ Ogden
IP	4.0	(3x) Last: 4/21/22 @ Frisco
K	6	7/13/21 @ Myrtle Beach
BB	4	4/9/22 @ Springfield
H	6	(2x) Last: 9/18/21 vs. South Bend
R	8	4/9/22 @ Springfield
NP	60	4/9/22 @ Springfield
IP	6.0	5/14/21 vs. Tulsa
K	11	5/14/21 vs. Tulsa
BB	5	5/12/22 vs. Wichita
H	9	5/21/21 @ Springfield
R	4	(5x) Last: 4/30/22 vs. Amarillo
NP	85	5/8/21 @ Arkansas
IP	7.0	(2x) Last: 6/18/17 vs. Asheville
K	10	5/21/17 @ Charleston
BB	5	(6x) Last: 6/30/21 @ Springfield
H	10	6/18/21 @ San Antonio
R	7	6/18/21 @ San Antonio
NP	96	6/12/17 vs. Greenville
IP	3.1	(2x) Last: 5/7/22 @ Arkansas
K	5	(2x) Last: 4/15/22 vs. Cedar Rapids
BB	4	7/28/21 @ Charleston
H	5	7/11/21 vs. Charleston
R	5	(2x) Last: 4/26/22 vs. Amarillo
NP	51	6/24/21 vs. Myrtle Beach
IP	7.0	(4x) Last: 5/13/22 vs. Wichita
K	9	(3x) Last: 5/13/22 vs. Wichita
BB	5	8/21/21 @ Tulsa
H	7	9/12/21 @ Wichita
R	5	6/10/21 @ Frisco
NP	100	5/20/22 @ Arkansas
IP	6.0	8/31/19 @ Lake County
K	7	(2x) Last: 7/3/19 vs. Lansing
BB	5	7/14/19 @ Peoria
H	11	5/19/19 @ West Michigan
R	8	5/19/19 @ West Michigan
NP	89	8/15/19 @ West Michigan
IP	6.0	(2x) Last: 7/30/21 vs. South Bend
K	10	7/30/21 vs. South Bend
BB	5	4/9/22 @ Springfield
H	12	7/29/19 vs. Missoula
R	9	7/29/19 vs. Missoula
NP	86	7/30/21 vs. South Bend
IP	3.0	(5x) Last: 8/12/21 vs. Beloit
K	6	(5x) Last: 8/12/21 vs. Beloit
BB	5	5/14/21 vs. Wichita
H	5	5/12/22 @ Arkansas
R	4	(4x) 5/21/22 @ Arkansas
NP	56	7/1/21 vs. Cedar Rapids
IP	5.0	6/5/21 vs. Beloit
K	7	(5x) Last: 5/21/22 @ Arkansas
BB	5	6/29/21 vs. Cedar Rapids
H	6	4/29/22 vs. Amarillo
R	5	(2x) Last: 5/30/21 @ Dayton
NP	81	5/5/22 @ Springfield
IP	7.0	8/30/18 vs. Augusta
K	9	8/30/18 vs. Augusta
BB	5	(2x) Last: 8/1/21 vs. Wichita
H	8	6/22/18 vs. Charleston
R	8	6/22/18 vs. Charleston
NP	95	6/22/18 vs. Asheville
IP	9.0	7/7/18 vs. Greensboro
K	10	7/7/18 vs. Greensboro
BB	4	9/2/18 vs. Potomac
H	11	(3x) Last: 6/21/18 vs. Charleston
R	9	6/21/18 vs. Charleston
NP	113	7/7/18 vs. Greensboro
IP	6.0	(6x) Last: 7/21/21 @ Tulsa
K	10	7/20/17 @ DSL Astros Blue
BB	4	(2x) Last: 8/18/18 @ AZL Mariners
H	11	(2x) Last: 7/26/19 @ Princeton
R	9	7/26/19 @ Princeton
NP	88	5/11/21 vs. Cedar Rapids
IP	3.0	(4x) Last: 5/16/21 vs. Cedar Rapids
K	6	5/16/21 vs. Cedar Rapids
BB	4	(2x) Last: 4/8/22 @ Springfield
H	4	6/25/19 @ AZL Padres 1
R	3	(4x) Last: 7/30/21 vs. South Bend
NP	44	(2x) Last: 5/16/21 vs. Cedar Rapids





## STARTING PITCHER SPLITS

PITCHER	GS	W-L	TEAM W-L	R SUPPORT	SUPPORT/START
28 Parrish, Drew	8	4-2	5-3	25	3.13
18 Marsh, Alec	7	0-2	2-5	10	1.43
32 Veneziano, Anthony	7	1-4	3-4	25	3.57
53 Zerpa, Angel	7	1-3	2-5	23	3.29
38 Biasi, Dante	3	0-0	3-0	12	4.00
39 Martinez, Marcelo	3	1-1	2-1	15	5.00
21 Lacy, Asa	2	0-1	1-1	9	4.50
33 Klein, Will	2	0-0	1-1	1	0.50
39				120	3.08

## 1ST PITCH STRIKES

FPS	TBF	% FPS
105	171	61.4%
77	124	62.1%
51	117	43.6%
79	125	63.2%
24	54	44.4%
39	55	70.9%
23	43	53.5%
10	23	43.5%
408	712	57.3%

## 1-2-3 INNINGS

TOTAL	POSSIBLE	% 1-2-3
22	43	51.2%
8	27	29.6%
4	20	20.0%
4	29	13.8%
1	11	9.1%
7	14	50.0%
3	9	33.3%
0	2	0.0%
49	155	31.6%

## NATURALS STARTERS VS. RELIEVERS

STARTERS		RELIEVERS
7-12	W-L	12-8
4.89	ERA	5.65
162.0	INNINGS	181.2
148 (21)	HITS (HR)	191 (23)
95 (88)	R (ER)	123 (114)
84	BB	99
176	K	170
1.43	WHIP	1.60
.238	AVG	.274

## NATURALS RELIEVERS

PITCHER	LAST APPEARANCE (NWA)
38 Biasi, Dante	SAT 5/21 @ Arkansas (4.1 IP)
14 Capps, Holden	THU 5/19 @ Arkansas (1.1 IP)
Cosby, Christian	TUE 4/13 vs. Wichita (2.1 IP)
45 Del Rosario, Yefri	TUE 5/24 @ Midland (2.0 IP)
55 Dipoto, Jonah	FRI 5/20 @ Arkansas (1.1 IP)
Haake, Zach	TUE 4/19 @ Frisco (2.2 IP)
27 Pennington, Walter	SAT 5/21 @ Arkansas (1.0 IP)
17 Phillips, Zack	SUN 5/22 @ Arkansas (2.2 IP)
Smith, Patrick	THU 5/12 vs. Wichita (0.1 IP)
51 Sotillet, Andres	TUE 5/24 @ Midland (1.0 IP)
32 Veneziano, Anthony	SAT 5/14 vs. Wichita (4.2 IP)
29 Willeman, Zach	TUE 5/24 @ Midland (1.0 IP)
22 Woods Jr., Stephen	SUN 5/22 @ Arkansas (1.1 IP)

## ENTRANCE SITUATION

LEAD	TRAIL	TIED
3	2	-
3	3	2
-	1	1
6	6	-
4	8	-
1	2	-
4	2	3
2	7	-
1	1	1
5	-	1
-	1	-
8	5	2
7	4	1
44	42	11

## INNING ENTERING THE GAME

1	2	3	4	5	6	7	8	9	10+
-	1	-	-	1	2	-	-	-	-
-	-	-	-	3	2	1	-	2	-
-	-	-	1	1	-	-	-	-	-
-	-	1	2	1	4	1	2	1	-
-	-	-	-	-	3	4	3	2	-
-	-	1	-	1	1	-	-	-	-
-	-	-	2	1	-	3	2	-	1
1	1	1	-	3	1	1	1	-	-
-	-	-	-	-	2	1	-	-	-
-	-	-	-	-	-	1	4	1	-
-	1	-	-	-	-	-	-	-	-
-	-	-	-	-	-	1	7	6	1
-	-	-	-	-	2	8	1	1	-
1	3	3	5	11	17	21	20	13	2

## INHERITED RUNNERS

BR INHER.	BR SCORE	% SCORE
3	0	0.0%
3	0	0.0%
3	2	66.7%
8	3	37.5%
11	3	27.3%
3	3	100.0%
8	0	0.0%
7	0	0.0%
-	-	-
3	0	0.0%
3	1	33.3%
3	2	66.7%
4	1	25.0%
59	15	25.4%

## 1-2-3 INNINGS

TOTAL	POSSIBLE	% 1-2-3
5	15	33.3%
2	12	16.7%
1	4	25.0%
4	26	15.4%
4	11	36.4%
2	7	28.6%
5	14	35.7%
5	20	25.0%
-	-	-
3	9	33.3%
1	4	25.0%
7	19	36.8%
2	14	14.3%
41	155	26.5%

## NATURALS PITCHER PICKOFF LOG (4)

	DATE	INNING	PITCHER	RUNNER	BASE	OUT #
1	4/16 vs. Wichita	▲ 3	Ángel Zerpa (1)	Kevin Merrell	1st	1
2	4/28 vs. Amarillo	▲ 3	Ángel Zerpa (2)	Blaze Alexander	2nd	1
3	5/18 @ Arkansas	▼ 6	Zack Phillips (1)	Patrick Frick	1st	2
4	5/21 @ Arkansas	▼ 3	Dante Biasi (1)	Cade Marlowe	2nd	3

## AUTOMATIC BALLS CALLED ON NATURALS PITCHERS (7)

DATE	INNING	UMPIRE	PITCHER	COUNT AT CALL	BATTER RESULT (COUNT)
4/19/2022 @ Frisco	▼ 2	Jake Bruner	Alec Marsh	0-0	Strikeout (1-2)
4/19/2022 @ Frisco	▼ 8	Jake Bruner	Stephen Woods Jr.	3-1	Walk (3-1)
4/21/2022 @ Frisco	▼ 3	Benjamin Engstrand	Anthony Veneziano	1-2	Walk (3-2)
4/26/2022 vs. Amarillo	▲ 3	Tanner Dobson	Drew Parrish	0-0	Popout (1-2)
4/30/2022 vs. Amarillo	▲ 3	Harrison Silverman	Alec Marsh	1-1	Strikeout (3-2)
5/1/2022 vs. Amarillo	▲ 1	Willie Traynor	Drew Parrish	0-2	Popout (1-2)
5/21/2022 @ Arkansas	▼ 1	Chris Presley-Murphey	Will Klein	0-0	Walk



## PLAYER

4 RYAN  
GROTJOHN

INF/OF • L/R • 6'2" • 175 • 4/25/1995 (26)  
Signed 1/27/2022 as a Minor League Free Agent  
Born: Bakersfield, California • Resides: Scottsdale, Arizona

7 BRHET  
BEWLEY

INF/OF • R/R • 5'11" • 182 lbs • 1/30/1997 (25)  
2018 MLB Draft – Round 32 (University of San Diego)  
Born: Temecula, California • Resides: Winchester, California

8 MAIKEL  
GARCIA

INF/OF • R/R • 6'0" • 145 • 3/3/2000 (22)  
Signed 7/27/2016 as an International Free Agent  
Born/Resides: La Sabana, Venezuela

9 JAKE  
MEANS

INF/OF • R/R • 6'2" • 215 • 4/14/1996 (26)  
2019 MLB Draft – Round 22 (Indiana State)  
Born/Resides: Olathe, Kansas

11 LOGAN  
PORTER

CATCHER • R/R • 6'0" • 200 • 7/12/1995 (26)  
Signed 6/21/2018 as a Non-Drafted Free Agent  
Born: Phoenix, Arizona • Resides: Surprise, Arizona

12 TUCKER  
BRADLEY

OUTFIELDER • L/L • 6'3" • 186 • 5/6/1998 (24)  
Signed 6/23/2020 as a Non-Drafted Free Agent  
Born/Resides: Chickamauga, Georgia

13 NICK  
LOFTIN

OUTFIELDER • R/R • 6'1" • 180 • 9/25/1998 (23)  
2020 MLB Draft – CBA Round (32nd Overall)  
Born/Resides: Corpus Christi, Texas

16 ROBBIE  
GLENDINNING

INF/OF • R/R • 6'2" • 198 • 10/6/1995 (26)  
Signed 2/22/2022 as a Minor League Free Agent  
Born: Perth, Western Australia • Resides: Kansas City, MO

19 NATE  
EATON

INF/OF • R/R • 5'11" • 185 • 12/22/1996 (25)  
2018 MLB Draft – Round 21 (Virginia Military Institute)  
Born/Resides: Chester, Virginia

25 SEULY  
MATIAS

OUTFIELDER • R/R • 6'3" • 225 • 9/4/1998 (23)  
Signed 7/4/2015 as an International Free Agent  
Born/Resides: La Isabela, Dominican Republic

26 MICHAEL  
MASSEY

INF/OF • L/R • 6'0" • 190 • 3/22/1998 (24)  
2019 MLB Draft – Round 4 (University of Illinois)  
Born: Palos Park, Illinois • Resides: Champaign, Illinois

44 GAVIN  
STUPIENSKI

INF/OF • L/R • 6'1" • 220 • 3/12/1994 (28)  
Signed 5/5/2021 as a Minor League Free Agent  
Born: Princeton, N.J. • Resides: Wilmington, N.C.

## QUICK NOTES

- **2022:** Started season 0-for-11, first hit of season was 2nd inning home run on 4/30 vs. Amarillo.
  - **2021:** Released by Arizona on 1/8, spent the season in the American Association with the Kansas City Monarchs and was named the American Association All-Star at 2B, slashing .329/.436/.523 (109-for-339) with 10 HR and 60 RBI for the league champions ... led the team in OBP and ranked second on the team in AVG, BB (55) and SB (12)
  - **2017-2019:** Spent three seasons in the Diamondbacks' system originally Arizona's 10th-round pick in 2017 ... reached as high as Double-A Jackson in 2018 and 2019 ... won league championships with Jackson and Visalia (A+) in 2019.
- HIT STREAK:**
- **2022:** Began the season on Injured List, activated by NW Arkansas on 5/3 ... went 2-for-5 in his first game of the season on 5/5 @ SPR, with a solo home run in the sixth inning, his second hit of the day.
  - **2021:** Spent most of the season with NW Arkansas (AA), slashing .230/.284/.363 (47-for-204) across 56 games ... out of action for a month, on the Injured List between 8/10 and 9/5 ... appeared at 2nd base, (23 G), 3rd base (23 G), left field (5 G) and DH (5 G), also pitched one inning (7/25).
  - **2019:** Spent the entire season with Lexington (A), playing in 60 games, while slashing .252/.356/.307 (51-for-202) with one HR and 17 RBI.
- ON-BASE BASE STREAK:**
- Ranked by MLB Pipeline as the No. 20 Royals prospect ... Ranked by *Baseball America* as the No. 28 Royals prospect ... rated as having the "Best Infield Arm" among Royals' prospects in *Baseball America's* 2022 Best Tools survey.
  - **2022:** Has reached base in 35 of 38 games, reaching base multiple times on 25 occasions ... 14-game hitting streak from 4/27 to 5/12: hit .397 with .970 OPS.
  - **2021:** Split season between Columbia (A), and Quad Cities (A+), slashed .291/.380/.405 (120-for-480) between the two levels ... ranked third in the Royals' minor league system in average (.291) among qualified hitters and sixth in BABIP (.341) ... fifth in the system in hits (120), tied fourth in steals (35) ... added to KC 40-man roster on 11/19/21.
- HIT STREAK:** 8 Games (5/14 to 5/24). 333 (10-for-30), 3 2B, 13B
- ON-BASE BASE STREAK:** 8 Games (5/14 to 5/24). 333 (10-for-30), 6 BB
- **2021:** Spent the first month and a half of the season with Columbia (A) before a promotion to Quad Cities (A+) on 6/15, where he finished out the season ... combined to slash .222/.343/.429 (76-for-343) over 97 games, with 16 home runs and 52 runs batted in ... assigned to the Surprise Saguaros of the Arizona Fall League after the MiLB season ... across 19 games, slashed .171/.244/.271 (12-for-70) with four doubles.
  - **2019:** Assigned to Burlington (R) and played in 60 games for the Royals, slashing .267/.410/.400 (56-for-210) with 17 extra-base hits (five home runs) and 29 runs batted in.
  - **MISC:** Younger brother of Baltimore starting pitcher John Means ... attended Gardner Edgerton HS, same high school as Bubba Starling ... college teammates with Clay Dungan.
- HIT STREAK:**
- ON-BASE BASE STREAK:** 2 Games (5/21 to 5/24). 250 (2-for-8), 1 HBP
- **2022:** Has reached in 24 of 26 games ... team-best .984 OPS in May ... Royals system leader in OBP (.427), 4th in AVG (.308), 5th in OPS (.889), 6th in SLG (.462).
  - **2021:** Spent the season with Quad Cities (A+) and slashed .241/.368/.451 (62-for-257) in 77 games ... named a High-A Central post-season All-Star at catcher ... hit a walk-off homer in Game 4 of the High-A Central Championship Series on 9/25 to win 2-1 and force Game 5.
  - **2019:** Spent the season with Burlington (R) and led the league in AVG (.352), OBP (.481), SLG (.648) and OPS (1.130), ranked tied for sixth in home runs (9).
  - **MISC:** Grew up down the street from Surprise Stadium, was a clubhouse for the AZL Royals the summer of 2011 while in high school, also caught bullpens for the team.
- HIT STREAK:**
- ON-BASE BASE STREAK:** 10 Games (5/8 to 5/24). 378 (14-for-37), 4 BB, 2 HBP
- **2022:** Two of three home runs this season have been GRAND SLAMS, 4/23 @ Frisco and 5/12 vs. Wichita, both in 5th inning, first two of his pro career.
  - **2021:** Began his professional career splitting the year between Columbia (A) and Quad Cities (A+) and combined to slash .285/.380/.427 (94-for-330) with 30 extra-base hits and 45 runs batted in ... his .380 OBP ranked fourth among qualified Royals Minor Leaguers, while a .285 average and .807 OPS ranked eighth.
  - **2017-2020:** Played collegiately at the University of Georgia, where he slashed .317/.384/.412 (143-for-451) in 125 games with 14 doubles, nine home runs and 62 RBI ... lists his favorite college memory as playing at Baum-Walker Stadium his freshman season.
- HIT STREAK:** 4 Games (5/19 to 5/22). 500 (5-for-10), 1 HR
- ON-BASE BASE STREAK:** 4 Games (5/19 to 5/22). 500 (5-for-10), 4 BB
- Ranked by MLB Pipeline as the No. 5 Royals prospect ... Ranked by *Baseball America* as the No. 12 Royals prospect ... rated as having the "Best Strike-Zone Discipline" among Royals' prospects in *Baseball America's* 2021 AND 2022 Best Tools surveys.
  - **2022:** Leads the team with 14 multi-hit games and second with seven multi-run games ... has reached base in 27 of 34 games, hits in 23 of 34 games.
  - **2021:** Spent his first pro season with Quad Cities (A+) and slashed .289/.374/.464 (103-for-356) across 90 games, named an MiLB.com Organization All-Star at third base ... won the High-A East Central batting title with a .289 average ... hit for the cycle on 8/1, going 5-for-6 at the plate with a walk-off homer in the ninth to complete the cycle.
- HIT STREAK:**
- ON-BASE BASE STREAK:** 2 Games (5/22 to 5/24). 250 (2-for-8), 2 BB
- **2022:** Reached base in first 15 games of the season, April 8-29, longest streak on team this season ... has reached base in 28 of 32 games this season.
  - **2021:** Did not play, missing the entire year after undergoing Tommy John surgery ... tore his UCL while playing catch in February 2021.
  - **2017-2019:** Drafted by Pittsburgh in the 21st Round in 2017 and spent three seasons in the Pirates organization, slashing .274/.361/.417 (174-for-636) across 189 games, reaching as high as Double-A Altoona in 2019 ... named a Florida State League Mid-season All-Star in 2019.
  - **COLLEGE:** Transferred to the University of Missouri in 2017 after two years at Northern Iowa Community College.
- HIT STREAK:**
- ON-BASE BASE STREAK:** 3 Games (5/21 to 5/24). 231 (3-for-13), 1 HBP
- Ranked by *Baseball America* as the preseason No. 35 Royals prospect.
  - **2022:** Has made starts at 3B, SS, LF and RF ... only Natural to play four positions this season, leads team with 4 outfield assists.
  - **2021:** Spent most of the season with Quad Cities (A+), playing 70 games for the River Bandits ... combined with five games of rehab in the Arizona Complex League, hit .243/.350/.368 (66-for-272) with six homers, 39 runs batted in ... named to the Surprise Saguaros of the Arizona Fall League after the MiLB season ended and slashed .317/.352/.463 (26-for-82) across 20 games, named a Rising Star in the Fall League.
- HIT STREAK:**
- ON-BASE BASE STREAK:** 3 Games (5/21 to 5/24). 182 (2-for-11), 1 BB, 1 HBP
- Ranked by *Baseball America* as the preseason No. 31 Royals prospect ... rated as having the "Best Outfield" among Royals' prospects in *Baseball America's* Best Tools surveys for five straight years, 2018 to 2022.
  - **2021:** Split the season between Quad Cities (A+) and Northwest Arkansas (AA), with a rehab appearance for the ACL Royals Gold, playing in 64 total games with a .213/.309/.511 (50-for-235) slash line ... after the MiLB season, assigned to the Surprise Saguaros of the Arizona Fall League and slashed .188/.287/.425 (15-for-80) but tied for the team lead both with six home runs and 20 runs batted in.
- HIT STREAK:**
- ON-BASE BASE STREAK:**
- Ranked by MLB Pipeline as the No. 21 Royals prospect ... Ranked by *Baseball America* as the No. 15 Royals prospect
  - **2022:** Named Texas League Player of the Week for the week of April 25-May 1, hit .4117 with 1.225 OPS ... homered in three straight games, April 22-24 @ FRI.
  - **2021:** Spent the entire season with Quad Cities (A+) and slashed .289/.351/.531 (112-for-388) in 99 games ... won the Minor League Gold Glove at second base, with a .989 fielding percentage in 284 total chances, which led ALL MiLB second basemen ... also named an MiLB.com organization All-Star and High-A Central Postseason All-Star ... reached base in 80 of 90 games played for the River Bandits.
- HIT STREAK:** 3 Games (5/21 to 5/24). 385 (5-for-13), 1 2B, 2 HR
- ON-BASE BASE STREAK:** 4 Games (5/20 to 5/24). 333 (5-for-15), 3 BB
- **2021:** Took one at-bat for the Naturals on 5/21 in Springfield and played two innings in left field, before being assigned to Quad Cities (A+) on 5/25 ... played in 38 games for the River Bandits, making 24 starts at first and slashing .264/.376/.482 (29-for-110) ... after hitting a solo home run in the fourth inning on 9/9 vs. Peoria, pitched the 11th inning and took the loss in an 8-5 defeat.
  - **2018-2020:** Played 104 games of Indy Ball for four teams across four different leagues, slashed a collective .273/.368/.349 (76-for-278).
  - **2016-2017:** Drafted in the 12th round of the 2016 draft by Arizona, spent two years in the D-backs system, hit .306 (46-for-150) over 47 games.
- HIT STREAK:**
- ON-BASE BASE STREAK:**

## CAREER HIGHS

H	4	(2x) Last: 8/21/18 vs. Peoria
R	4	6/26/18 @ Peoria
HR	1	(13x) Last: 4/30/22 vs. Amarillo
RBI	7	7/27/18 vs. Beloit
BB	3	(2x) Last: 5/14/19 @ Mobile
SB	1	(13x) Last: 8/31/19 vs. Jacksonville
H	3	(4x) Last: 6/11/21 @ Frisco
R	3	8/25/19 @ Augusta
HR	1	(9x) Last: 9/17/21 vs. Springfield
RBI	4	7/20/21 @ Tulsa
BB	3	(3x) Last: 9/1/19 @ Hickory
SB	2	(2x) Last: 7/31/18 @ Pulaski
H	4	(3x) Last: 5/12/22 vs. Amarillo
R	4	(2x) Last: 4/8/22 @ Springfield
HR	1	(5x) Last: 9/8/21 vs. Peoria
RBI	3	(4x) Last: 9/8/21 vs. Peoria
BB	3	(5x) Last: 4/13/22 vs. Wichita
SB	3	6/20/19 @ Bristol
H	4	8/12/19 @ Greenville
R	4	7/9/21 @ Wisconsin
HR	1	(21x) Last: 9/18/21 vs. South Bend
RBI	4	(2x) Last: 6/18/21 vs. Wisconsin
BB	3	(3x) Last: 7/9/21 @ Wisconsin
SB	1	(8x) Last: 4/8/22 @ Springfield
H	4	8/6/19 @ Johnson City
R	3	(4x) Last: 8/1/21 vs. South Bend
HR	2	(5x) Last: 9/1/21 @ Beloit
RBI	4	(2x) Last: 8/10/21 vs. Beloit
BB	3	(3x) Last: 4/9/22 @ Springfield
SB	1	8/10/21 vs. Beloit
H	3	(10x) Last: 5/10/22 vs. Wichita
R	3	(3x) Last: 8/17/21 @ South Bend
HR	2	(5x) Last: 8/10/21 vs. Beloit
RBI	5	6/24/21 @ Beloit
BB	3	8/27/21 vs. Wisconsin
SB	2	(4x) Last: 5/21/22 @ Arkansas
H	5	8/1/21 vs. South Bend
R	4	8/1/21 vs. South Bend
HR	1	(14x) Last: 5/13/22 vs. Wichita
RBI	5	4/22/22 @ Frisco
BB	3	(2x) Last: 9/5/21 @ Cedar Rapids
SB	2	4/12/22 vs. Wichita
H	4	5/3/19 vs. Lakeland
R	3	(3x) Last: 5/4/22 @ Springfield
HR	1	(21x) Last: 5/24/22 @ Midland
RBI	4	(3x) Last: 5/21/22 @ Arkansas
BB	3	(2x) Last: 6/17/19 vs. Harrisburg
SB	2	6/3/19 @ Daytona
H	4	(5x) Last: 6/20/19 vs. Greenville
R	3	(16x) Last: 5/21/22 @ Arkansas
HR	1	(19x) Last: 5/8/22 @ Springfield
RBI	4	(4x) Last: 9/3/21 @ Cedar Rapids
BB	4	7/29/18 @ Ogden
SB	3	5/14/21 vs. Cedar Rapids
H	3	(14x) Last: 5/5/22 @ Springfield
R	3	(3x) Last: 4/27/22 vs. Amarillo
HR	2	(8x) Last: 9/18/21 vs. Springfield
RBI	5	7/23/17 vs. Bristol
BB	3	5/4/22 @ Springfield
SB	1	(17x) Last: 8/28/21 vs. Springfield
H	5	6/26/21 @ Beloit
R	4	(2x) Last: 7/9/21 @ Wisconsin
HR	3	7/14/21 @ Beloit
RBI	5	(2x) Last: 8/19/21 @ South Bend
BB	3	5/8/22 @ Springfield
SB	1	(21x) Last: 5/24/22 @ Midland
H	4	7/29/21 vs. South Bend
R	3	(2x) Last: 8/28/21 vs. Wisconsin
HR	2	8/19/21 @ South Bend
RBI	4	9/8/21 vs. Peoria
BB	2	(5x) Last: 9/8/21 vs. Peoria
SB	1	(2x) Last: 8/20/16 @ AZL Cubs



So Nice, They Did It Twice (Or More)	Multi-Hit Games					Multi-Run Games					Multi-RBI Games					Multi-BB Games					Multi-K Games					Multi-SB Games				
	2	3	4	5+	T	2	3	4	5+	T	2	3	4	5+	T	2	3	4	5+	T	2	3	4	5+	T	2	3	4	5+	T
7 Brhet Bewley	1	-	-	-	1	-	-	-	-	-	-	-	-	-	-	-	-	-	-	-	1	1	-	-	2	-	-	-	-	-
12 Bradley, Tucker	6	1	-	-	7	6	-	-	-	6	1	1	2	-	4	1	-	-	-	1	1	-	-	1	2	-	-	-	-	2
Cropley, Tyler	-	-	-	-	-	-	-	-	-	-	-	-	-	-	-	-	-	-	-	-	-	-	-	-	-	-	-	-	-	-
19 Eaton, Nathan	5	4	-	-	9	1	2	-	-	3	3	-	-	-	3	2	-	-	-	2	8	-	-	-	8	1	-	-	-	1
8 Garcia, Maikel	9	2	1	-	12	6	1	1	-	8	2	-	-	-	2	6	1	-	-	7	5	1	-	-	6	2	-	-	-	2
16 Glendinning, Robbie	7	-	-	-	7	3	2	-	-	5	6	2	1	-	9	4	-	-	-	4	7	4	-	-	11	-	-	-	-	-
4 Grotjohn, Ryan	1	-	-	-	1	-	-	-	-	-	1	-	-	-	1	-	-	-	-	-	2	1	-	-	3	-	-	-	-	-
13 Loftin, Nick	11	3	-	-	14	5	2	-	-	7	5	-	-	1	6	1	-	-	-	1	2	-	-	-	2	1	-	-	-	1
26 Massey, Michael	6	7	-	-	13	5	-	-	-	5	2	2	3	-	7	1	1	-	-	2	6	1	-	-	7	-	-	-	-	-
25 Matias, Seuly	5	3	-	-	8	1	1	-	-	2	3	3	-	-	6	-	1	-	-	1	12	4	1	-	17	-	-	-	-	-
9 Means, Jake	4	-	-	-	4	2	-	-	-	2	2	1	-	-	3	-	-	-	-	-	6	2	-	-	8	-	-	-	-	-
11 Porter, Logan	7	2	-	-	9	3	-	-	-	3	2	-	-	-	2	2	1	-	-	3	6	-	-	-	6	-	-	-	-	-
Rave, John	8	1	-	-	9	2	-	-	-	2	5	3	-	-	8	3	2	-	-	5	8	-	-	-	8	1	-	-	-	1
Rivero, Sebastian	4	1	-	-	5	1	1	-	-	2	2	1	-	-	3	3	-	-	-	3	3	1	-	-	4	-	-	-	-	-
44 Stupienski, Gavin	1	-	-	-	1	-	-	-	-	-	-	-	-	-	-	-	-	-	-	-	2	-	-	-	2	-	-	-	-	-
	75	24	1	0	100	35	9	1	0	45	34	13	6	1	54	23	6	0	0	29	69	15	1	0	85	7	0	0	0	7

## HITTING STREAKS

PLAYER	CURRENT	LONGEST	DATES/RESULTS									
			START	END	AVG	2B	3B	HR	RBI	OPS		
7 Brhet Bewley	-	-	-	-	(-)							
12 Bradley, Tucker	4	6 (2x)	4/23	4/29	.429	(9- 21)	1	0	1	5	1.139	
	Cropley, Tyler	-	-	-	(-)							
19 Eaton, Nate	-	8	4/23	5/1	.484	(15- 31)	2	0	2	6	1.285	
7 Garcia, Maikel	8	14	4/27	5/12	.397	(23- 58)	6	0	0	6	.970	
16 Glendinning, Robbie	-	6	4/22	4/29	.391	(9- 23)	4	0	1	6	1.158	
4 Grotjohn, Ryan	-	-	-	-	(-)							
13 Loftin, Nick	-	6	5/4	5/10	.480	(12- 24)	4	1	1	6	1.321	
26 Massey, Michael	3	6	4/28	5/4	.440	(11- 25)	2	0	2	10	1.243	
25 Matias, Seuly	-	3 (2x)	5/3	5/5	.667	(6- 9)	1	1	1	4	2.066	
9 Means, Jake	-	3 (2x)	4/28	5/1	.364	(4- 11)	1	0	1	3	1.144	
11 Porter, Logan	-	5	5/8	5/14	.500	(10- 20)	1	0	3	4	1.545	
	Rave, John	3	5	5/3	5/8	.368	(7- 19)	0	0	0	5	.797
	Rivero, Sebastian	-	5	4/20	4/27	.333	(8- 24)	3	0	2	6	1.028
44 Stupienski, Gavin	-	-	-	-	(-)							

BOLD indicates longest streak in 2022 among active players

## ON-BASE STREAKS

CURRENT	LONGEST	DATES/RESULTS									
		START	END	AVG	2B	HR	BB	HBP	OBP		
-	-	-	-	(-)							
4	6 (2x)	4/23	4/29	.429	(9- 21)	1	1	3	1	.520	
-	-	-	-	(-)							
3	8 (2x)	4/23	5/1	.484	(15- 31)	2	2	3	1	.543	
8	14	4/27	5/12	.397	(23- 58)	6	0	8	0	.470	
3	15	4/8	4/29	.300	(15- 50)	5	2	13	1	.453	
-	2	4/27	4/30	.333	(1- 3)	0	1	1	0	.500	
2	7	4/16	4/24	.259	(7- 27)	0	2	7	0	.412	
4	8	4/8	4/17	.265	(9- 34)	3	0	3	0	.316	
-	6	4/8	4/15	.375	(9- 24)	2	0	1	0	.385	
2	4 (2x)	5/8	5/14	.286	(4- 14)	3	0	2	0	.375	
10	12	4/16	5/5	.293	(12- 41)	0	1	9	0	.420	
3	8	4/16	4/26	.261	(6- 23)	2	2	12	0	.514	
-	9	4/20	5/4	.342	(13- 38)	5	3	2	1	.381	
-	-	-	-	(-)							

Italics indicates longest personal streak is active

## PITCHES/PLATE APPEARANCE &amp; PLATE APPEARANCE DEPTH

PLAYER	AVG. P/PA	TOTAL PA	TOTAL P	LONGEST PA (#)	DATE	INN.	PITCHER	RESULT
7	Bewley, Brhet	4.24	17	72	7 (2x)	May 19	▲ 7 Connor Jones (ARK)	Double Play (6-4-3)
12	Bradley, Tucker	3.60	114	410	7 (9x)	May 21	▲ 3 Stephen Kolek (ARK)	Walk
	Cropley, Tyler	3.67	9	33	6	April 15	▼ 5 Simeon Woods Richardson (WCH)	Groundout (5-3)
19	Eaton, Nate	3.80	154	585	8 (2x)	May 22	▲ 6 Peyton Alford (ARK)	Strikeout Swinging
7	Garcia, Maikel	3.93	179	703	9	May 3	▲ 9 Michael Brettell (SPR)	Strikeout Swinging
16	Glendinning, Robbie	4.17	138	576	11	May 18	▲ 5 Taylor Dollard (ARK)	Groundout (6-3)
4	Grotjohn, Ryan	4.00	21	84	9	April 10	▲ 6 Michael Brettell (SPR)	Walk
13	Loftin, Nick	3.40	163	554	8	April 20	▲ 9 Lucas Jacobsen (FRI)	Walk
26	Massey, Michael	3.90	171	667	10 (3x)	May 12	▼ 6 Louie Varland (WCH)	Home Run (Solo)
25	Matias, Seuly	3.77	137	517	9	May 5	▲ 7 Cory Thompson (SPR)	Single
9	Means, Jake	3.86	104	401	9	May 8	▲ 9 Freddy Pacheco (SPR)	Strikeout Swinging
11	Porter, Logan	4.03	109	439	9 (2x)	May 10	▼ 4 Steven Klimex (WCH)	Single
	Rave, John	4.25	149	633	8	April 16	▼ 7 Steven Cruz (WCH)	Walk
	Rivero, Sebastian	3.75	83	311	11	April 22	▲ 9 Lucas Jacobsen (FRI)	Flyout (F9)
44	Stupienski, Gavin	3.43	14	48	3	April 21	▲ 9 Sean Chandler (FRI)	Flyout (F9)
		3.86	1,562	6,033				

## PINCH HITTING LOG

DATE	INNING	PINCH HITTER	HITTING FOR	RESULT
4/15/2022 vs. Wichita	▼ 9	John Rave	Tyler Cropley	Groundout (3-1)
4/16/2022 vs. Wichita	▼ 8	Maikel Garcia	Ryan Grotjohn	Lineout (L7)
4/17/2022 vs. Wichita	▼ 6	Sebastian Rivero	Tyler Cropley	Single
4/19/2022 @ Frisco	▲ 9	Tucker Bradley	Jake Means	Strikeout Looking
4/21/2022 @ Frisco	▲ 9	Ryan Grotjohn	Logan Porter	Strikeout Swinging
4/21/2022 @ Frisco	▲ 9	Gavin Stupienski	Jake Means	Flyout (F9)
4/22/2022 @ Frisco	▲ 9	Ryan Grotjohn	Michael Massey	Strikeout Swinging
4/26/2022 vs. Amarillo	▼ 8	Tucker Bradley	Jake Means	Flyout (F8)
4/27/2022 vs. Amarillo	▼ 8	Gavin Stupienski	Logan Porter	Strikeout Swinging
4/30/2022 vs. Amarillo	▼ 9	Robbie Glendinning	Ryan Grotjohn	Strikeout Swinging
5/18/2022 @ Arkansas	▲ 9	Tucker Bradley	Jake Means	RBI Groundout (3U)
5/19/2022 @ Arkansas	▲ 9	Ryan Grotjohn	Logan Porter	Flyout (F7)

## Naturals Pinch Hitters: 1-for-12

Most-Used Pinch Hitter:

Tucker Bradley &amp; Ryan Grotjohn (3x)

Most Frequently Pinch-Hit For

Jake Means (4x)

## NATURALS 10-PITCH AT-BAT LOG (7)

DATE	INNING	PITCHES	BATTER	PITCHER	RESULT
April 10 @ Springfield	▲ 7	10	Michael Massey	Sean Kealey	Walk
April 16 vs. Wichita	▼ 7	12	John Rave	Steven Cruz	Walk
April 22 @ Frisco	▲ 9	11	Sebastian Rivero	Lucas Jacobsen	Flyout (F9)
April 22 @ Frisco	▲ 7	10	Michael Massey	Nick Staff	Walk
May 13 vs. Wichita	▼ 6	10	Michael Massey	Louie Varland	HOME RUN
May 17 @ Arkansas	▲ 5	10	John Rave	Peyton Alford	Walk
May 18 @ Arkansas	▲ 5	11	Robbie Glendinning	Taylor Dollard	Groundout (5-3)

## AUTOMATIC STRIKES CALLED ON NATURALS HITTERS (2)

DATE	INNING	UMPIRE	HITTER	COUNT AT CALL	BATTER RESULT (COUNT)
4/15/2022 vs. Wichita	▼ 1	Isaias Barba	Maikel Garcia	0-0	Strikeout (2-2)
4/21/2022 @ Frisco	▲ 9	Benjamin Engstrand	Gavin Stupienski	1-0	Flyout, F9 (1-1)



HR #	PLAYER (SEASON NO.)	GM # – DATE	OPPONENT	DIRECTION	ON BASE	INNING	OUTS	COUNT	SCORE	FINAL
1	Jake Means (1)	3 – 4/10/2022	@ Springfield	RCF	1	2	2	1-1	2-3	L, 10-5
2	John Rave (1)	10 – 4/19/2022	@ Frisco	RF	1	3	1	2-2	2-0	L, 4-3
3	Robbie Glendinning (1)	11 – 4/20/2022	@ Frisco	LCF	0	2	2	3-1	1-0	W, 7-2
4	Nick Loftin (1)	11 – 4/20/2022	@ Frisco	LCF	1	3	1	0-0	3-1	W, 7-2
5	Seuly Matias (1)	11 – 4/20/2022	@ Frisco	LF	1	5	1	1-1	5-2	W, 7-2
6	John Rave (2)	12 – 4/21/2022	@ Frisco	LCF	0	2	1	2-1	1-0	L, 12-2
7	Seuly Matias (2)	12 – 4/21/2022	@ Frisco	LCF	0	4	0	0-2	2-7	L, 12-2
8	Michael Massey (1)	13 – 4/22/2022	@ Frisco	LCF	1	1	1	1-1	2-0	W, 11-2
9	Nick Loftin (1)	13 – 4/22/2022	@ Frisco	LCF	3	2	2	0-0	6-0	W, 11-2
10	Tucker Bradley (1)	14 – 4/23/2022	@ Frisco	LCF	3	5	1	2-1	9-0	W, 12-4
11	Michael Massey (2)	14 – 4/23/2022	@ Frisco	CF	0	8	1	0-2	11-3	W, 12-4
12	Nate Eaton (1)	14 – 4/23/2022	@ Frisco	LCF	0	9	0	3-2	12-3	W, 12-4
13	Michael Massey (3)	15 – 4/24/2022	@ Frisco	RCF	0	4	0	1-0	1-2	W, 4-3
14	Robbie Glendinning (2)	16 – 4/26/2022	vs. Amarillo	LCF	2	11	2	1-1	5-6	L, 6-5
15	Seuly Matias (3)	17 – 4/27/2022	vs. Amarillo	LF	0	2	0	0-0	2-2	W, 12-6
16	Sebastian Rivero (1)	17 – 4/27/2022	vs. Amarillo	LF	0	4	0	0-1	3-3	W, 12-6
17	Sebastian Rivero (2)	17 – 4/27/2022	vs. Amarillo	LF	1	6	2	0-0	12-5	W, 12-6
18	Jake Means (2)	18 – 4/28/2022	vs. Amarillo	LF	0	3	0	0-1	1-0	L, 9-5
19	Nate Eaton (2)	19 – 4/29/2022	vs. Amarillo	LF	0	2	0	1-0	1-0	W, 8-7
20	Sebastian Rivero (3)	20 – 4/30/2022	vs. Amarillo	RCF	0	2	2	1-1	1-2	L, 7-5
21	Ryan Grotjohn (1)	20 – 4/30/2022	vs. Amarillo	RCF	1	2	2	3-2	3-2	L, 7-5
22	Michael Massey (4)	20 – 4/30/2022	vs. Amarillo	RCF	1	3	1	1-2	5-2	L, 7-5
23	Logan Porter (1)	21 – 5/1/2022	vs. Amarillo	LF	1	2	1	0-1	3-1	W, 9-5
24	Robbie Glendinning (3)	21 – 5/1/2022	vs. Amarillo	LF	1	3	2	0-0	5-2	W, 9-5
25	Michael Massey (5)	21 – 5/1/2022	vs. Amarillo	RF	2	7	0	1-2	8-2	W, 9-5
26	Robbie Glendinning (4)	23 – 5/4/2022	@ Springfield	LF	1	5	0	1-0	7-1	W, 13-3
27	Seuly Matias (4)	24 – 5/5/2022	@ Springfield	LCF	0	5	1	1-1	2-4	W, 9-6
28	Brhet Bewley (1)	24 – 5/5/2022	@ Springfield	LCF	0	6	0	1-0	3-5	W, 9-6
29	Tucker Bradley (2)	24 – 5/5/2022	@ Springfield	RF	0	6	0	2-2	4-5	W, 9-6
30	Nick Loftin (3)	24 – 5/5/2022	@ Springfield	LCF	1	7	1	1-1	9-5	W, 9-6
31	Nate Eaton (3)	27 – 5/8/2022	@ Springfield	LCF	0	2	0	1-0	1-0	W, 9-5
32	Logan Porter (2)	27 – 5/8/2022	@ Springfield	LF	0	5	0	2-0	2-0	W, 9-5
33	Seuly Matias (5)	28 – 5/10/2022	vs. Wichita	LCF	2	3	2	0-1	4-0	W, 7-4
34	Robbie Glendinning (5)	28 – 5/10/2022	vs. Wichita	LF	0	8	1	0-2	7-4	W, 7-4
35	Logan Porter (3)	29 – 5/11/2022	vs. Wichita	LCF	0	7	0	3-1	1-3	L, 4-3
36	Michael Massey (6)	30 – 5/12/2022	vs. Wichita	LF	0	6	0	3-2	4-4	L, 10-4
37	Tucker Bradley (3)	31 – 5/13/2022	vs. Wichita	RCF	3	5	0	0-0	4-0	W, 7-0
38	Nick Loftin (4)	31 – 5/13/2022	vs. Wichita	LF	1	7	2	3-1	7-0	W, 7-0
39	Logan Porter (4)	32 – 5/14/2022	vs. Wichita	RCF	0	2	2	2-2	1-4	L, 7-6
40	Michael Massey (7)	37 – 5/21/2022	@ Arkansas	RF	2	3	1	0-0	4-4	W, 11-4
41	John Rave (3)	38 – 5/22/2022	@ Arkansas	RF	2	3	2	1-1	5-0	W, 1

## HOME RUN BREAKDOWN

						OUTS			RUNNERS ON				DIRECTION					LAST				
PLAYER	2022 TOTAL	HOME	ROAD	RHP	LHP	0	1	2	SOLO	2-RUN	3-RUN	GRAND SLAM	LF	LCF	CF	RCF	RF	DATE	OPP	KIND	INN	PA SINCE
Michael Massey	8	3	5	6	2	3	4	1	3	2	2	1	1	1	1	3	2	May 24	@ Midland	Grand Slam	▲ 7	1
Robbie Glendinning	6	3	3	4	2	1	1	4	2	3	1	-	3	2	-	-	1	May 24	@ Midland	2-Run	▲ 1	4
Seuly Matias	5	2	3	4	1	2	2	1	3	1	1	-	2	3	-	-	-	May 10	vs. Wichita	3-Run	▼ 3	40
Tucker Bradley	4	1	3	4	-	2	1	1	1	-	1	2	-	1	-	2	1	May 22	@ Arkansas	3-Run	▲ 5	1
Logan Porter	4	3	1	3	1	2	1	1	3	1	-	-	2	1	-	1	-	May 14	vs. Wichita	Solo	▼ 2	25
Nick Loftin	4	1	3	2	2	-	2	2	-	3	-	1	1	3	-	-	-	May 13	vs. Wichita	2-Run	▼ 2	32
John Rave	3	-	3	3	-	-	2	1	1	1	1	-	-	1	-	-	2	May 22	@ Arkansas	3-Run	▲ 3	7
Nate Eaton	3	1	2	3	-	2	1	-	3	-	-	-	1	2	-	-	-	May 8	@ Springfield	Solo	▲ 2	51
Sebastian Rivero	3	3	-	3	-	1	-	2	2	1	-	-	2	-	-	1	-	Apr. 30	vs. Amarillo	Solo	▼ 3	20
Jake Means	2	1	1	2	-	1	-	1	1	1	-	-	1	-	-	1	-	Apr. 28	vs. Amarillo	Solo	▼ 3	57
Brhett Bewley	1	-	1	1	-	1	-	-	1	-	-	-	-	1	-	-	-	May 5	@ Springfield	Solo	▲ 6	14
Ryan Grotjohn	1	1	-	1	-	-	-	1	-	1	-	-	-	-	-	1	-	Apr. 30	vs. Amarillo	2-Run	▼ 2	7
	44	19	25	36	8	15	14	15	20	14	6	4	13	15	1	9	6					

## INNING DISTRIBUTION

1st Inning	2nd Inning	3rd Inning	4th Inning	5th Inning	6th Inning	7th Inning	8th Inning	9th Inning	10th Inning	11th Inning
2	11	8	3	7	4	5	2	1	0	1

## NOTABLE NATURALS HOME RUNS

BACK-TO-BACK HOMERS (1)		2-HOMER GAMES (1)		3-HOMER GAMES (0)		GRAND SLAMS (4)	
PLAYERS	DATE/OPPONENT (INN.)	PLAYER (CAREER NO.)	DATE/OPPONENT	PLAYER (CAREER NO.)	DATE/OPPONENT	PLAYER (CAREER NO.)	DATE/OPPONENT (INN.)
Brhet Bewley & Tucker Bradley	5/5 @ Springfield (6th)	Sebastian Rivero (1st)	4/27 vs. Amarillo			Nick Loftin (2nd)	4/22 @ Frisco (2nd)
						Tucker Bradley (1st)	4/23 @ Frisco (5th)
						Tucker Bradley (2nd)	5/13 vs. Wichita (5th)
						Michael Massey (2nd)	5/24 @ Midland (7th)

LEADOFF HOMERS (0)		INSIDE-THE PARK HOMERS (0)		PINCH-HIT HOMERS (0)		WALK-OFF HOMERS (0)	
PLAYER (CAREER NO.)	DATE/OPPONENT	PLAYER (CAREER NO.)	DATE/OPPONENT (INN.)	PLAYER (CAREER NO.)	DATE/OPPONENT (INN.)	PLAYER (CAREER NO.)	DATE/OPPONENT

HOME RUN SITUATION	# OF	DATE OF LAST	BATTER ('22 HR #)	PITCHER	COUNT	RUNNERS ON	OUTS	INNING	SCORE @ HR	FINAL
GO-AHEAD HOME RUN	14	May 24 @ Midland	Michael Massey (8)	Chester Pimentel	1-2	3	2	▲ 7	7-3	W, 8-5
GAME-TYING HOME RUN	4	May 21 @ Arkansas	Michael Massey (7)	Stephen Kolek	0-0	2	1	▲ 3	4-4	W, 11-4 (8)

## NOTABLE OPPOSING HOME RUNS

BACK-TO-BACK HOMERS (2)		2-HOMER GAMES (2)		3-HOMER GAMES (0)		GRAND SLAMS (1)	
PLAYERS	DATE/OPPONENT (INN.)	PLAYER (CAREER NO.)	DATE/OPPONENT	PLAYER (CAREER NO.)	DATE/OPPONENT	PLAYER	DATE/OPPONENT (INN.)
Leandro Cedeño & Jorge Barrosa	5/1 vs. Amarillo (8th)	Dio Arias (1st)	4/21 @ Frisco			Justin Foscue	4/21 @ Frisco (3rd)
Alex Isola & Andrew Bechtold	5/10 vs. Wichita (4th)	Leandro Cedeño (4th)	4/30 vs. Amarillo				

LEADOFF HOMERS (1)		INSIDE-THE PARK HOMERS (0)		PINCH-HIT HOMERS (0)		WALK-OFF HOMERS (0)	
PLAYER	DATE/OPPONENT	PLAYER	DATE/OPPONENT (INN.)	PLAYER	DATE/OPPONENT (INN.)	PLAYER	DATE/OPPONENT
Jonathan Ornelas	4/24@ Frisco						



## AFTER-INNING RECORDS

## LEADING TRAILING TIED

AFTER 1 INNING	6-3	2-9	10-9
AFTER 2 INNINGS	7-4	3-10	9-6
AFTER 3 INNINGS	11-5	3-12	5-3
AFTER 4 INNINGS	12-5	3-11	4-4
AFTER 5 INNINGS	16-3	3-14	0-3
AFTER 6 INNINGS	17-3	2-13	0-4
AFTER 7 INNINGS	18-1	0-16	1-3
AFTER 8 INNINGS	18-0	0-17	1-3

## NATURALS BIG INNINGS

## DATE INNING RUNS

1. 4/12 vs. Wichita	1st Inning	8
2. 4/27 vs. Amarillo	4th Inning	7
3. 5/4 @ Springfield	9th Inning	6
4. 5/24 @ Midland	7th Inning	5
5/5 @ Springfield	6th Inning	5
5/4 @ Springfield	3rd Inning	5
4/22 @ Frisco	3rd Inning	5
4/9 @ Springfield	8th Inning	5

## SCORE BY INNINGS

	1	2	3	4	5	6	7	8	9	10	11+	TOTAL
Naturals	21	22	44	20	43	19	33	16	20	1	4	243
Opponents	24	28	29	14	26	26	29	25	9	3	5	218
<b>Difference</b>	<b>-3</b>	<b>-6</b>	<b>15</b>	<b>6</b>	<b>17</b>	<b>-7</b>	<b>4</b>	<b>-9</b>	<b>11</b>	<b>-2</b>	<b>-1</b>	<b>25</b>

## SCORE BY INNINGS V. MIDLAND

	1	2	3	4	5	6	7	8	9	10	11+	TOTAL
Naturals	2	0	0	0	0	0	5	1	0	0	0	8
RockHounds	2	0	0	0	1	0	1	1	0	0	0	5
<b>vs. Midland Difference</b>	<b>0</b>	<b>0</b>	<b>0</b>	<b>0</b>	<b>-1</b>	<b>0</b>	<b>4</b>	<b>0</b>	<b>0</b>	<b>0</b>	<b>0</b>	<b>3</b>

## MULTI-RUN INNINGS

	2	3	4	5	6	7	8	9	10+	TOTAL
Naturals	22	13	13	5	1	1	1	-	-	56
Opponents	31	13	5	3	2	1	-	-	-	55

## RECORD BY RUNS SCORED/ALLOWED

RUNS	0	1	2	3	4	5	6	7	8	9	10	11+
SCORED	0-1	0-4	0-2	0-2	2-2	0-6	0-2	3-0	4-0	3-0	1-0	6-1
ALLOWED	2-0	0-0	2-2	2-0	2-4	5-3	3-2	1-4	1-0	0-1	0-2	0-3

## RECORD BY MARGIN OF VICTORY/DEFEAT

1 Run	2 Runs	3 Runs	4 Runs	5 Runs	6 Runs	7 Runs	8 Runs	9 Runs	10+ Runs
2-9	1-2	5-1	3-2	2-2	1-2	2-1	1-0	1-0	1-1

## 2022 WALK-OFF TRACKER

GAME #	DATE	OPPONENT	FINAL (INN.)	PLAYER	WINNING RUN	PITCHER	HOW	OUTS	COUNT
33	May 18	@ Arkansas	L, 7-5 (10)	Zach DeLoach	Jack Larsen	Walter Pennington	RBI single to right field	2	0-1

*Bold Indicates Naturals Walk-off*

## 2022 NATURALS EJECTIONS

DATE	INNING	WHO	WHY	UMPIRE
------	--------	-----	-----	--------

## 2022 NATURALS MONTH BY MONTH

## HITTING

MONTH	AVG	G	AB	R	H	TB	2B	3B	HR	RBI	SB	CS	SO	BB	IBB	HBP	SAC	SF	GIDP	OBP	SLG	OPS
APRIL	.261	20	690	126	180	291	37	4	22	112	32	5	183	97	1	11	4	9	14	.357	.422	.779
MAY	.273	19	662	117	181	288	33	4	22	112	26	6	167	63	1	8	7	10	13	.339	.435	.774
JUNE																						
JULY																						
AUGUST																						
SEPTEMBER																						
TOTAL	.267	39	1352	243	361	579	70	8	44	224	58	11	350	160	2	19	11	19	27	.348	.428	.776

## PITCHING

MONTH	ERA	W	L	G	SHO	SV	IP	H	R	ER	BB	SO	2B	3B	HR	WP	HBP	BK	GIDP	TBF	AVG	WHIP
APRIL	5.98	9	11	20	0	3	179.0	194	127	119	87	158	35	3	25	17	11	1	17	810	.276	1.57
MAY	4.54	10	9	19	2	3	164.2	145	91	83	96	188	38	3	19	7	8	1	10	723	.235	1.46
JUNE																						
JULY																						
AUGUST																						
SEPTEMBER																						
TOTAL	5.29	19	20	39	2	6	343.2	339	218	202	183	346	73	6	44	24	19	2	27	1533	.257	1.52



**HOME/AWAY**

Home Games.....	7-10
Away Games.....	12-10

**MONTH**

April.....	9-11
May.....	10-9
June.....	
July.....	
August.....	
September.....	

**OPPONENT**

vs. Amarillo.....	3-3
vs. Arkansas.....	2-4
vs. Corpus Christi.....	
vs. Frisco.....	4-2
vs. Midland.....	1-0
vs. San Antonio.....	
vs. Springfield.....	5-4
vs. Tulsa.....	
vs. Wichita.....	4-7

**DAY OF THE WEEK**

on Monday.....	
on Tuesday.....	3-4
on Wednesday.....	4-2
on Thursday.....	1-5
on Friday.....	4-3
on Saturday.....	3-4
on Sunday.....	4-2

**PITCHING**

vs. Left-Handed Starter.....	5-0
vs. Right-Handed Starter.....	14-20
WITH Left-Handed Starter.....	16-14
WITH Right-Handed Starter.....	3-6

**SCORING**

1-Run Games.....	2-9
2-Run Games.....	1-2
3-4-Run Games.....	8-3
5+-Run Games.....	8-6
Extra Innings.....	0-3
Shutouts.....	2-1
Doubleheaders.....	
Scoring 0-2 Runs.....	0-7
3-5 Runs.....	2-10
6-9 Runs.....	10-2
10+ Runs.....	7-1
Opponent 0-2 Runs.....	4-2
3-5 Runs.....	10-6
6-9 Runs.....	5-7
10+ Runs.....	0-5
Scored in 1st Inning.....	7-3
Opponent scored in 1st.....	3-9
Scores first.....	15-6
Opponent scores first.....	4-14

**HITTING**

Naturals 0-5 hits.....	0-8
6-9 hits.....	5-8
10+ hits.....	14-4
Opponent 0-5 hits.....	4-1
6-9 hits.....	10-8
10+ hits.....	5-11
Hit 0 home runs.....	4-11
1 home run.....	4-7
2 home runs.....	6-1
3+ home runs.....	5-1
Opponent hit 0 home runs.....	6-5
1 home run.....	7-8
2 home runs.....	6-4
3+ home runs.....	0-3
Out-hit opponent.....	17-4
Out-hit by opponent.....	1-14
Hits are tied.....	1-2
Leave 0-5 runners on base.....	5-4
6-9 on base.....	10-12
10+ on base.....	4-4

**FIELDING**

Made 0 errors.....	14-7
1 error.....	4-7
2+ errors.....	1-6
Opponent made 0 errors.....	5-7
1 error.....	8-6
2+ errors.....	6-6

**TEAM HIGHS**

LONGEST WIN STREAK.....	3 Games (3x)	Last: May 21-22, 24
LONGEST LOSING STREAK.....	5 Games (2x)	May 14, May 17-20
LONGEST HOME WINNING STREAK.....	2 Games (2x)	Last: May 1, May 10
LONGEST HOME LOSING STREAK.....	5 Games	April 14-17, 26
LONGEST ROAD WINNING STREAK.....	4 Games	May 17-20
LONGEST ROAD LOSING STREAK.....	4 Games	May 17-20
LARGEST MARGIN OF VICTORY.....	10 Runs	May 4 @ Springfield, 13-3 W
LARGEST MARGIN OF DEFEAT.....	10 Runs	April 21 @ Frisco, 12-2 L
LONGEST GAME, INNINGS.....	11 Innings	April 26 vs. Amarillo, 6-5 L
LONGEST GAME, TIME.....	3:55	April 8 @ Springfield, 11-8 W
LONGEST 9-INNING GAME, TIME (PRE-PITCH CLOCK).....	3:55	April 8 @ Springfield, 11-8 W
LONGEST 9-INNING GAME, TIME (POST-PITCH CLOCK).....	2:52	May 14 vs. Wichita, 7-6 L
SHORTEST 9-INNING GAME, TIME.....	2:04	May 7 @ Springfield, 4-0 W
SHORTEST GAME, TIME.....	2:04	May 7 @ Springfield, 4-0 W
LARGEST COMEBACK WIN.....	4 Runs (3x)	Last: After the 1st inning, May 21 @ Arkansas, 11-4 W (8)
LARGEST MARGIN OF LEAD SURRENDERED (LOSS).....	5 Runs	After the top of the 5th inning, May 17 @ Arkansas, 7-6 L (10)
MOST ERRORS, TEAM.....	2 (7x)	Last: May 12 vs. Wichita, 10-4 L
MOST ERRORS, PLAYER.....	1 (23x)	Last: John Rave, May 22 @ Arkansas, 10-5 W
LARGEST CROWD, HOME.....	5,857	April 30 vs. Amarillo, 7-5 L
SMALLEST CROWD, HOME.....	1,950	April 17 vs. Wichita, 5-1 L
LARGEST CROWD, ROAD.....	6,777	April 23 @ Frisco, 12-4 W
WARMEST FIRST PITCH.....	90°	May 19 @ Arkansas, 5-0 L
COLDEST FIRST PITCH.....	42°	April 8 @ Springfield, 11-8 W

**OFFENSIVE HIGHS**

MOST RUNS SCORED, GAME.....	13	May 4 @ Springfield, 13-3 W
MOST RUNS SCORED, INNING.....	8	1st inning, April 12 vs. Wichita, 8-6 W
FEWEST HITS, GAME.....	2 (2x)	Last: April 21 @ Frisco, 12-2 L
MOST HITS, GAME.....	17 (2x)	May 5 @ Springfield, 9-6 W
MOST DOUBLES, GAME.....	5 (2x)	Last: May 4 @ Springfield, 13-3 W
MOST TRIPLES, GAME.....	1 (7x)	Last: May 7 @ Springfield, 4-0 W
MOST HOME RUNS, GAME.....	4	May 5 @ Springfield, 9-6 W
MOST RBI, GAME.....	13	May 4 @ Springfield, 13-3 W
MOST RUNNERS LOB, GAME.....	12	April 16 vs. Wichita, 6-5 L (10)
MOST TOTAL BASES, GAME.....	32	May 5 @ Springfield, 9-6 W
MOST WALKS, GAME.....	9 (3x)	May 4 @ Springfield, 13-3 W
MOST STRIKEOUTS, GAME.....	15	April 14 vs. Wichita, 7-1 L
FEWEST STRIKEOUTS, GAME.....	3	May 8 @ Springfield, 9-5 W
MOST STOLEN BASES, GAME.....	5 (2x)	Last: May 21 @ Arkansas, 11-4 W (8)
MOST HIT BY PITCHES.....	3	April 27 vs. Amarillo, 12-6 W

**INDIVIDUAL OFFENSIVE HIGHS**

MOST RUNS, GAME.....	4, Maikel Garcia ^	April 8 @ Springfield, 11-8 W
MOST HITS, GAME.....	4, Maikel Garcia.....	May 1 vs. Amarillo, 9-5 W
MOST DOUBLES, GAME.....	3, Nick Loftin ^	May 4 @ Springfield, 13-3 W
MOST TRIPLES, GAME.....	1 (7x)	Last: Tucker Bradley, May 7 @ Springfield, 4-0 W
MOST HOME RUNS, GAME.....	2, Sebastian Rivero.....	April 27 vs. Amarillo, 12-6 W
MOST RBI, GAME.....	5, Nick Loftin.....	April 22 @ Frisco, 11-2 W
MOST WALKS, GAME.....	3 (6x)	Last: John Rave, May 17 @ Arkansas, 7-6 L (10)
MOST STRIKEOUTS, GAME.....	4, Seuly Matias.....	May 20 @ Arkansas, 2-1 L
MOST STOLEN BASES, GAME.....	2 (7x)	Last: Tucker Bradley, May 21 @ Arkansas, 11-4 W (8)
MOST HIT BY PITCHES, GAME.....	2, Nick Loftin.....	April 27 vs. Amarillo, 12-6 W

**PITCHING HIGHS**

MOST RUNS ALLOWED, GAME.....	14	April 9 @ Springfield, 14-11 L
MOST RUNS ALLOWED, INNING.....	7	3rd inning, April 21 @ Frisco, 12-2 L
FEWEST HITS ALLOWED, GAME.....	3	May 7 @ Springfield, 4-0 W
MOST HITS ALLOWED, GAME.....	16	April 16 vs. Wichita, 6-5 L (10)
FEWEST STRIKEOUTS, GAME.....	0 ^	April 10 @ Springfield, 10-5 L
MOST STRIKEOUTS, GAME.....	16 (2x)	Last: May 12 vs. Wichita, 10-4 L
FEWEST WALKS ALLOWED, GAME.....	0	May 13 vs. Wichita, 7-0 W
MOST WALKS ALLOWED, GAME.....	13 ^	May 3 @ Springfield, 12-5 L
MOST HOME RUNS ALLOWED, GAME.....	3 (3x)	Last: April 30 vs. Amarillo, 7-5 L

**INDIVIDUAL PITCHING HIGHS**

MOST RUNS ALLOWED, GAME.....	8, Zack Phillips.....	April 9 @ Springfield, 14-11 L
MOST EARNED RUNS ALLOWED, GAME.....	8, Zack Phillips.....	April 9 @ Springfield, 14-11 L
FEWEST HITS ALLOWED, GAME (STARTER).....	0, Anthony Veneziano (0.2 IP).....	April 9 @ Springfield, 14-11 L
MOST HITS ALLOWED, GAME.....	8, Anthony Veneziano.....	April 21 @ Frisco, 12-2 L
MOST HOME RUNS ALLOWED, GAME.....	3, Alec Marsh.....	April 30 vs. Amarillo, 7-5 L
MOST STRIKEOUTS.....	10, Alec Marsh.....	May 19 @ Arkansas, 5-0 L
MOST WALKS ALLOWED, GAME.....	6, Marcelo Martinez.....	May 10 vs. Wichita, 7-4 W
MOST INNINGS PITCHED, STARTER.....	7.0, Drew Parrish (2x).....	Last: May 13 vs. Wichita, 7-0 W
MOST PITCHES THROWN, STARTER.....	100, Drew Parrish.....	May 20 @ Arkansas, 2-1 L
MOST INNINGS PITCHED, RELIEVER.....	4.2, Anthony Veneziano.....	May 14 vs. Wichita, 7-6 L
MOST PITCHES THROWN, RELIEVER.....	70, Anthony Veneziano.....	May 14 vs. Wichita, 7-6 L

^ Indicates All-Time Naturals Record Tied

\* Indicates All-Time Naturals Record Set



16

## GAME-BY-GAME STARTERS (BY POSITION)

AT

DATE	OPPONENT	RESULT	SP	C	1B	2B	3B	SS	LF	CF	RF	DH
4/8	@ Springfield	W, 11-8	Drew Parrish	Sebastian Rivero	Jake Means	Michael Massey	Nate Eaton	Maikel Garcia	John Rave	Nick Loftin	Seuly Matias	Robbie Glendinning
4/9	@ Springfield	L, 14-11	Anthony Veneziano	Sebastian Rivero	Robbie Glendinning	Michael Massey	Nate Eaton	Maikel Garcia	John Rave	Nick Loftin	Seuly Matias	Logan Porter
4/10	@ Springfield	L, 10-5	Angel Zerpa	Tyler Cropley	Jake Means	Ryan Grotjohn	Nate Eaton	Maikel Garcia	Tucker Bradley	John Rave	Seuly Matias	Michael Massey
4/12	WICHITA	W, 8-6	Alec Marsh	Sebastian Rivero	Jake Means	Michael Massey	Nate Eaton	Maikel Garcia	John Rave	Nick Loftin	Tucker Bradley	Seuly Matias
4/13	WICHITA	W, 8-5	Alec Marsh	Sebastian Rivero	Logan Porter	Michael Massey	Robbie Glendinning	Maikel Garcia	Tucker Bradley	Nick Loftin	Seuly Matias	John Rave
4/14	WICHITA	L, 7-1	Drew Parrish	Sebastian Rivero	Robbie Glendinning	Ryan Grotjohn	Jake Means	Maikel Garcia	John Rave	Nick Loftin	Nate Eaton	Logan Porter
4/15	WICHITA	L, 4-2	Anthony Veneziano	Tyler Cropley	Jake Means	Michael Massey	Nate Eaton	Maikel Garcia	Tucker Bradley	Nick Loftin	Seuly Matias	Robbie Glendinning
4/16	WICHITA	L, 6-5 (10)	Angel Zerpa	Sebastian Rivero	Jake Means	Michael Massey	Nate Eaton	Ryan Grotjohn	John Rave	Nick Loftin	Tucker Bradley	Logan Porter
4/17	WICHITA	L, 5-1	Asa Lacy	Tyler Cropley	Logan Porter	Michael Massey	Robbie Glendinning	Maikel Garcia	Nate Eaton	John Rave	Seuly Matias	Tucker Bradley
4/19	@ Frisco	L, 4-3	Alec Marsh	Sebastian Rivero	Jake Means	Michael Massey	Nate Eaton	Maikel Garcia	John Rave	Nick Loftin	Seuly Matias	Robbie Glendinning
4/20	@ Frisco	W, 7-2	Drew Parrish	Sebastian Rivero	Robbie Glendinning	Michael Massey	Nate Eaton	Maikel Garcia	John Rave	Nick Loftin	Seuly Matias	Logan Porter
4/21	@ Frisco	L, 12-2	Anthony Veneziano	Logan Porter	Jake Means	Michael Massey	Robbie Glendinning	Maikel Garcia	Tucker Bradley	John Rave	Seuly Matias	Nick Loftin
4/22	@ Frisco	W, 11-2	Angel Zerpa	Sebastian Rivero	Logan Porter	Michael Massey	Jake Means	Maikel Garcia	Nate Eaton	Nick Loftin	Seuly Matias	Robbie Glendinning
4/23	@ Frisco	W, 12-4	Dante Biasi	Sebastian Rivero	Jake Means	Michael Massey	Robbie Glendinning	Maikel Garcia	John Rave	Nick Loftin	Tucker Bradley	Nate Eaton
4/24	@ Frisco	W, 4-3	Alec Marsh	Logan Porter	Robbie Glendinning	Michael Massey	Jake Means	Nate Eaton	Tucker Bradley	John Rave	Seuly Matias	Nick Loftin
4/26	AMARILLO	L, 6-5 (11)	Drew Parrish	Sebastian Rivero	Jake Means	Michael Massey	Nate Eaton	Maikel Garcia	John Rave	Nick Loftin	Seuly Matias	Robbie Glendinning
4/27	AMARILLO	W, 12-6	Anthony Veneziano	Sebastian Rivero	Logan Porter	Michael Massey	Nate Eaton	Maikel Garcia	John Rave	Nick Loftin	Seuly Matias	Tucker Bradley
4/28	AMARILLO	L, 9-5	Angel Zerpa	Sebastian Rivero	Robbie Glendinning	Michael Massey	Jake Means	Maikel Garcia	Tucker Bradley	Nick Loftin	Nate Eaton	Seuly Matias
4/29	AMARILLO	W, 8-7	Dante Biasi	Logan Porter	Jake Means	Michael Massey	Robbie Glendinning	Maikel Garcia	Nate Eaton	John Rave	Tucker Bradley	Nick Loftin
4/30	AMARILLO	L, 7-5	Alec Marsh	Sebastian Rivero	Logan Porter	Ryan Grotjohn	Nate Eaton	Maikel Garcia	Tucker Bradley	Nick Loftin	John Rave	Michael Massey
5/1	AMARILLO	W, 9-5	Drew Parrish	Logan Porter	Robbie Glendinning	Michael Massey	Jake Means	Maikel Garcia	Tucker Bradley	Nate Eaton	Seuly Matias	Seuly Matias
5/2	@ Springfield	L, 12-5	Anthony Veneziano	Sebastian Rivero	Jake Means	Michael Massey	Nate Eaton	Maikel Garcia	John Rave	Nick Loftin	Seuly Matias	Robbie Glendinning
5/4	@ Springfield	W, 13-3	Marcelo Martinez	Sebastian Rivero	Robbie Glendinning	Michael Massey	Nate Eaton	Maikel Garcia	John Rave	Nick Loftin	Seuly Matias	Logan Porter
5/5	@ Springfield	W, 9-6	Dante Biasi	Logan Porter	Robbie Glendinning	Brhet Bewley	Jake Means	Maikel Garcia	Tucker Bradley	Nick Loftin	Seuly Matias	Nate Eaton
5/6	@ Springfield	L, 2-1	Alec Marsh	Sebastian Rivero	Robbie Glendinning	Michael Massey	Nate Eaton	Maikel Garcia	Tucker Bradley	Nick Loftin	John Rave	Seuly Matias
5/7	@ Springfield	W, 4-0	Drew Parrish	Logan Porter	Jake Means	Michael Massey	Jake Means	Maikel Garcia	Tucker Bradley	John Rave	Seuly Matias	Nick Loftin
5/8	@ Springfield	W, 9-4	Anthony Veneziano	Logan Porter	Robbie Glendinning	Michael Massey	Jake Means	Maikel Garcia	John Rave	Nick Loftin	Nate Eaton	Tucker Bradley
5/10	WICHITA	W, 7-4	Marcelo Martinez	Logan Porter	Robbie Glendinning	Michael Massey	Nate Eaton	Maikel Garcia	Tucker Bradley	Nick Loftin	Seuly Matias	John Rave
5/11	WICHITA	L, 4-3	Angel Zerpa	Logan Porter	Robbie Glendinning	Michael Massey	Jake Means	Maikel Garcia	Tucker Bradley	John Rave	Nate Eaton	Seuly Matias
5/12	WICHITA	L, 10-4	Alec Marsh	Logan Porter	Robbie Glendinning	Brhet Bewley	Nate Eaton	Maikel Garcia	John Rave	Nick Loftin	Seuly Matias	Michael Massey
5/13	WICHITA	W, 7-0	Drew Parrish	Gavin Stupienski	Jake Means	Michael Massey	Nate Eaton	Maikel Garcia	John Rave	Nick Loftin	Seuly Matias	Tucker Bradley
5/14	WICHITA	L, 7-6	Will Klein	Sebastian Rivero	Robbie Glendinning	Michael Massey	Jake Means	Maikel Garcia	Tucker Bradley	Nick Loftin	Seuly Matias	Logan Porter
5/15	WICHITA	Cancelled/Rain										
5/17	@ Arkansas	L, 7-6 (10)	Marcelo Martinez	Logan Porter	Robbie Glendinning	Michael Massey	Nate Eaton	Maikel Garcia	John Rave	Nick Loftin	Seuly Matias	Tucker Bradley
5/18	@ Arkansas	L, 5-4	Angel Zerpa	Logan Porter	Robbie Glendinning	Michael Massey	Jake Means	Maikel Garcia	John Rave	Nick Loftin	Nate Eaton	Seuly Matias
5/19	@ Arkansas	L, 5-0	Alec Marsh	Logan Porter	Robbie Glendinning	Brhet Bewley	Nate Eaton	Maikel Garcia	Tucker Bradley	John Rave	Seuly Matias	Michael Massey
5/20	@ Arkansas	L, 2-1	Drew Parrish	Gavin Stupienski	Jake Means	Michael Massey	Nate Eaton	Maikel Garcia	Tucker Bradley	Nick Loftin	John Rave	John Rave
5/21	@ Arkansas	W, 11-4 (8)	Will Klein	Logan Porter	Robbie Glendinning	Michael Massey	Jake Means	Maikel Garcia	Nick Loftin	John Rave	Nate Eaton	Tucker Bradley
5/22	@ Arkansas	W, 10-5	Anthony Veneziano	Gavin Stupienski	Robbie Glendinning	Michael Massey	Nate Eaton	Maikel Garcia	Tucker Bradley	Nick Loftin	John Rave	Ryan Grotjohn
5/24	@ Midland	W, 8-5	Angel Zerpa	Logan Porter	Jake Means	Michael Massey	Jake Means	Maikel Garcia	John Rave	Nick Loftin	Seuly Matias	Robbie Glendinning
5/25	@ Midland											
5/26	@ Midland											
5/27	@ Midland											
5/28	@ Midland											
5/29	@ Midland											
5/31	CORPUS CHRISTI											
6/1	CORPUS CHRISTI											
6/2	CORPUS CHRISTI											
6/3	CORPUS CHRISTI											
6/4	CORPUS CHRISTI											
6/5	CORPUS CHRISTI											
6/7	@ Tulsa											
6/8	@ Tulsa											
6/9	@ Tulsa											
6/10	@ Tulsa											
6/11	@ Tulsa											
6/12	@ Tulsa											
6/14	ARKANSAS											
6/15	ARKANSAS											
6/16	ARKANSAS											
6/17	ARKANSAS											
6/18	ARKANSAS											
6/19	ARKANSAS											
6/21	SPRINGFIELD											
6/22	SPRINGFIELD											
6/23	SPRINGFIELD											
6/24	SPRINGFIELD											
6/25	SPRINGFIELD											
6/26	SPRINGFIELD											
6/28	@ Amarillo											
6/29	@ Amarillo											
6/30	@ Amarillo											
7/1	@ Amarillo											
7/2	@ Amarillo											
7/3	@ Amarillo											
7/4	TULSA											
7/6	TULSA											
7/7	TULSA											
7/8	TULSA											
7/9	TULSA											
7/10	TULSA											
7/12	@ Corpus Christi											
7/13	@ Corpus Christi											
7/14	@ Corpus Christi											
7/15	@ Corpus Christi											
7/16	@ Corpus Christi											
7/17	@ Corpus Christi											
7/22	SPRINGFIELD											
7/23	SPRINGFIELD											
7/24	SPRINGFIELD											
7/26	@ Wichita											
7/27	@ Wichita											
7/28	@ Wichita											
7/29	@ Wichita											
7/30	@ Wichita											
7/31	@ Wichita											
8/2	TULSA											
8/3	TULSA											
8/4	TULSA											
8/5	TULSA											
8/6	TULSA											
8/7	TULSA											
8/9	@ Arkansas											
8/10	@ Arkansas											
8/11	@ Arkansas											
8/12	@ Arkansas											
8/14	@ Arkansas											
8/16	SAN ANTONIO											
8/17	SAN ANTONIO											
8/18	SAN ANTONIO											
8/19	SAN ANTONIO											
8/20	SAN ANTONIO											
8/21	SAN ANTONIO											
8/23	SPRINGFIELD											
8/24	SPRINGFIELD											
8/25	SPRINGFIELD											
8/26	SPRINGFIELD											
8/27	SPRINGFIELD											
8/28	SPRINGFIELD											
8/30	@ Tulsa											
8/31	@ Tulsa											
9/1	@ Tulsa											
9/2	@ Tulsa											
9/3	@ Tulsa											
9/4	@ Tulsa											
9/6	@ Wichita											
9/7	@ Wichita											
9/8	@ Wichita											
9/9	@ Wichita											
9/10	@ Wichita											
9/11	@ Wichita											
9/13	FRISCO											
9/14	FRISCO											
9/15	FRISCO											
9/16	FRISCO											
9/17	FRISCO											
9/18	FRISCO											



17

## AT



DATE	OPPONENT	RESULT	1	2	3	4	5	6	7	8	9
4/8	@ Springfield	W, 11-8	Maikel Garcia	Nick Loftin	Michael Massey	Seuly Matias	Sebastian Rivero	Robbie Glendinning	Nate Eaton	Jake Means	John Rave
4/9	@ Springfield	L, 14-11	Maikel Garcia	Nick Loftin	Michael Massey	Seuly Matias	Robbie Glendinning	Robbie Glendinning	Nate Eaton	Logan Porter	John Rave
4/10	@ Springfield	L, 10-5	Maikel Garcia	John Rave	Michael Massey	Seuly Matias	Nate Eaton	Ryan Grotjohn	Jake Means	Tyler Cropley	Tucker Bradley
4/12	WICHITA	W, 8-6	Maikel Garcia	Nick Loftin	Michael Massey	Seuly Matias	Sebastian Rivero	John Rave	Nate Eaton	Jake Means	Tucker Bradley
4/13	WICHITA	W, 8-5	Maikel Garcia	Nick Loftin	Michael Massey	Seuly Matias	Sebastian Rivero	John Rave	Robbie Glendinning	Logan Porter	Tucker Bradley
4/14	WICHITA	L, 7-1	Maikel Garcia	Nick Loftin	John Rave	Jake Means	Sebastian Rivero	Nate Eaton	Robbie Glendinning	Ryan Grotjohn	Tucker Bradley
4/15	WICHITA	L, 4-2	Maikel Garcia	Nick Loftin	Michael Massey	Seuly Matias	Nate Eaton	Jake Means	Robbie Glendinning	Tyler Cropley	Tucker Bradley
4/16	WICHITA	L, 6-5 (10)	Nick Loftin	John Rave	Michael Massey	Jake Means	Sebastian Rivero	Nate Eaton	Ryan Grotjohn	Logan Porter	Tucker Bradley
4/17	WICHITA	L, 5-1	Maikel Garcia	John Rave	Michael Massey	Seuly Matias	Nate Eaton	Robbie Glendinning	Logan Porter	Tyler Cropley	Tucker Bradley
4/19	@ Frisco	L, 4-3	Maikel Garcia	Nick Loftin	Michael Massey	Seuly Matias	Sebastian Rivero	Nate Eaton	Robbie Glendinning	Jake Means	John Rave
4/20	@ Frisco	W, 7-2	Maikel Garcia	Nick Loftin	Michael Massey	Seuly Matias	Sebastian Rivero	Nate Eaton	Robbie Glendinning	Logan Porter	John Rave
4/21	@ Frisco	L, 12-2	Maikel Garcia	Nick Loftin	Michael Massey	Seuly Matias	John Rave	Robbie Glendinning	Logan Porter	Jake Means	Tucker Bradley
4/22	@ Frisco	W, 11-2	Maikel Garcia	Nick Loftin	Michael Massey	Seuly Matias	Nate Eaton	Sebastian Rivero	Robbie Glendinning	Logan Porter	Jake Means
4/23	@ Frisco	W, 12-4	Maikel Garcia	Nick Loftin	Michael Massey	Seuly Matias	John Rave	Sebastian Rivero	Nate Eaton	Jake Means	Tucker Bradley
4/24	@ Frisco	W, 4-3	Nick Loftin	John Rave	Michael Massey	Seuly Matias	Robbie Glendinning	Nate Eaton	Logan Porter	Jake Means	Tucker Bradley
4/26	AMARILLO	L, 6-5 (11)	Maikel Garcia	Nick Loftin	Michael Massey	Seuly Matias	Sebastian Rivero	John Rave	Robbie Glendinning	Jake Means	Nate Eaton
4/27	AMARILLO	W, 12-6	Maikel Garcia	Nick Loftin	Michael Massey	Seuly Matias	John Rave	Sebastian Rivero	Nate Eaton	Logan Porter	Tucker Bradley
4/28	AMARILLO	L, 9-5	Maikel Garcia	Nick Loftin	Michael Massey	Seuly Matias	Nate Eaton	Sebastian Rivero	Robbie Glendinning	Jake Means	Tucker Bradley
4/29	AMARILLO	W, 8-7	Maikel Garcia	Nick Loftin	Michael Massey	Robbie Glendinning	Nate Eaton	John Rave	Logan Porter	Jake Means	Tucker Bradley
4/30	AMARILLO	L, 7-5	Maikel Garcia	Nick Loftin	Michael Massey	John Rave	Nate Eaton	Sebastian Rivero	Logan Porter	Ryan Grotjohn	Tucker Bradley
5/1	AMARILLO	W, 9-5	Maikel Garcia	Nate Eaton	Michael Massey	Seuly Matias	John Rave	Robbie Glendinning	Logan Porter	Jake Means	Tucker Bradley
5/3	@ Springfield	L, 12-5	Maikel Garcia	Nick Loftin	Michael Massey	Seuly Matias	Nate Eaton	Sebastian Rivero	Robbie Glendinning	Jake Means	John Rave
5/4	@ Springfield	W, 13-3	Maikel Garcia	Nick Loftin	Michael Massey	Seuly Matias	Nate Eaton	Sebastian Rivero	Robbie Glendinning	Logan Porter	John Rave
5/5	@ Springfield	W, 9-6	Maikel Garcia	Nick Loftin	Robbie Glendinning	Seuly Matias	Nate Eaton	Logan Porter	Jake Means	Brihet Bewley	Tucker Bradley
5/6	@ Springfield	L, 2-1	Maikel Garcia	Nick Loftin	Michael Massey	Seuly Matias	Nate Eaton	Sebastian Rivero	John Rave	Robbie Glendinning	Tucker Bradley
5/7	@ Springfield	W, 4-0	Maikel Garcia	Nick Loftin	Michael Massey	Seuly Matias	John Rave	Logan Porter	Brihet Bewley	Jake Means	Tucker Bradley
5/8	@ Springfield	W, 9-4	Maikel Garcia	Nick Loftin	Michael Massey	Robbie Glendinning	John Rave	Nate Eaton	Logan Porter	Jake Means	Tucker Bradley
5/10	WICHITA	W, 7-4	Maikel Garcia	Nick Loftin	Michael Massey	Seuly Matias	John Rave	Nate Eaton	Robbie Glendinning	Logan Porter	Tucker Bradley
5/11	WICHITA	L, 4-3	Maikel Garcia	John Rave	Michael Massey	Seuly Matias	Nate Eaton	Robbie Glendinning	Logan Porter	Jake Means	Tucker Bradley
5/12	WICHITA	L, 10-4	Maikel Garcia	Nick Loftin	Michael Massey	Seuly Matias	Nate Eaton	Robbie Glendinning	Logan Porter	Brihet Bewley	John Rave
5/13	WICHITA	W, 7-0	Maikel Garcia	Nick Loftin	Michael Massey	Seuly Matias	John Rave	Robbie Glendinning	Gavin Stupiensi	Jake Means	Tucker Bradley
5/14	WICHITA	L, 7-6	Maikel Garcia	Nick Loftin	Michael Massey	Seuly Matias	Robbie Glendinning	Sebastian Rivero	Logan Porter	Jake Means	Tucker Bradley
5/15	WICHITA	Cancelled/Rain									
5/17	@ Arkansas	L, 7-6 (10)	Maikel Garcia	Nick Loftin	Michael Massey	Seuly Matias	Nate Eaton	John Rave	Robbie Glendinning	Logan Porter	Tucker Bradley
5/18	@ Arkansas	L, 5-4	Maikel Garcia	Nick Loftin	Michael Massey	Seuly Matias	Nate Eaton	Robbie Glendinning	Logan Porter	Jake Means	John Rave
5/19	@ Arkansas	L, 5-0	Maikel Garcia	Nate Eaton	Michael Massey	Seuly Matias	Robbie Glendinning	John Rave	Logan Porter	Brihet Bewley	Tucker Bradley
5/20	@ Arkansas	L, 2-1	Maikel Garcia	Nick Loftin	Michael Massey	Seuly Matias	Nate Eaton	John Rave	Jake Means	Gavin Stupiensi	Tucker Bradley
5/21	@ Arkansas	W, 11-4 (8)	Maikel Garcia	Nick Loftin	Michael Massey	Logan Porter	Nate Eaton	John Rave	Robbie Glendinning	Jake Means	Tucker Bradley
5/22	@ Arkansas	W, 10-5	Maikel Garcia	Nick Loftin	Michael Massey	Robbie Glendinning	John Rave	Nate Eaton	Gavin Stupiensi	Ryan Grotjohn	T





LF

John Rave, 18 (9-9)  
Tucker Bradley, 17 (7-10)  
Nate Eaton, 3 (2-1)  
Nick Loftin, 1 (1-0)

CF

Nick Loftin, 29 (14-15)  
John Rave, 10 (5-5)

RF

Seuly Matias, 25 (12-13)  
Nate Eaton, 7 (3-4)  
Tucker Bradley, 4 (3-1)  
John Rave, 3 (1-2)

SS

Maikel Garcia, 37 (18-19)  
Nate Eaton, 1 (1-0)  
Ryan Grotjohn, 1 (0-1)

2B

Michael Massey, 33 (18-15)  
Brhet Bewley, 3 (1-2)  
Ryan Grotjohn, 3 (0-3)

3B

Nate Eaton, 22 (9-13)  
Jake Means, 11 (6-5)  
Robbie Glendinning, 5 (3-2)  
Brhet Bewley, 1 (1-0)

SP

Drew Parrish, 8 (5-3)  
Anthony Veneziano, 7 (3-4)  
Alec Marsh, 7 (2-5)  
Ángel Zerpa, 7 (2-5)  
Dante Biasi, 3 (3-0)  
Marcelo Martinez, 3 (2-1)  
Will Klein, 2 (1-1)  
Asa Lacy, 2 (1-1)

1B

Robbie Glendinning, 19 (9-10)  
Jake Means, 15 (7-8)  
Logan Porter, 5 (3-2)

DH

Robbie Glendinning, 7 (3-4)  
Tucker Bradley, 6 (4-2)  
Seuly Matias, 6 (2-4)  
Logan Porter, 6 (2-4)  
Nick Loftin, 4 (3-1)  
Michael Massey, 4 (0-4)  
John Rave, 3 (2-1)  
Nate Eaton, 2 (2-0)  
Ryan Grotjohn, 1 (1-0)

C

Sebastian Rivero, 18 (8-10)  
Logan Porter, 15 (9-6)  
Gavin Stupienski, 3 (2-1)  
Tyler Cropley, 3 (0-3)

1	2	3	4	5	6	7	8	9
Maikel Garcia, 37 (18-19) Nick Loftin, 2 (1-1)	Nick Loftin, 22 (17-15) John Rave, 5 (1-4) Nate Eaton, 2 (1-1)	Michael Massey, 37 (18-19) Robbie Glendinning, 1 (1-0) John Rave, 1 (0-1)	Seuly Matias, 30 (13-17) Robbie Glendinning, 5 (5-0) Logan Porter, 1 (1-0) Nate Eaton, 1 (0-1) Jake Means, 1 (0-1) John Rave, 1 (0-1)	Nate Eaton, 17 (5-12) Sebastian Rivero, 10 (5-5) John Rave, 9 (8-1) Robbie Glendinning, 3 (1-2)	Nate Eaton, 9 (6-3) Sebastian Rivero, 9 (4-5) John Rave, 8 (4-4) Robbie Glendinning, 8 (2-6) Logan Porter, 2 (2-0) Seuly Matias, 1 (1-0) Ryan Grotjohn, 1 (0-1) Jake Means, 1 (0-1)	Robbie Glendinning, 13 (6-7) Logan Porter, 13 (5-8) Nate Eaton, 5 (4-1) Jake Means, 3 (1-2) Gavin Stupienski, 2 (2-0) Brhet Bewley, 1 (1-0) Ryan Grotjohn, 1 (0-1) John Rave, 1 (0-1)	Jake Means, 19 (11-8) Logan Porter, 10 (6-4) Brhet Bewley, 3 (1-2) Tyler Cropley, 3 (0-3) Ryan Grotjohn, 2 (1-1) Robbie Glendinning, 1 (0-1) Gavin Stupienski, 1 (0-1)	Tucker Bradley, 27 (14-13) John Rave, 9 (4-5) Jake Means, 1 (1-0) Nate Eaton, 1 (0-1) Ryan Grotjohn, 1 (0-1)



PLAYER	GS	POSITION										BATTING ORDER								
		C	1B	2B	3B	SS	LF	CF	RF	OF	DH	1ST	2ND	3RD	4TH	5TH	6TH	7TH	8TH	9TH
Michael Massey	37			33							4			37						
Maikel Garcia	37					37						37								
Nate Eaton	35				22	1	3		7	10	2		2			18	9	5		1
Nick Loftin	34						1	29		30	4	2	32							
John Rave	34						18	10	3	31	3		5	1	1	9	8	1		9
Seuly Matias	31								25	25	6			30		1				
Robbie Glendinning	31		19		5						7			1	5	3	8	13	1	
Tucker Bradley	27						17		4	21	6									27
Logan Porter	26	15	5								6				1		2	13	10	
Jake Means	26		15		11									2		1	3	19	1	
Sebastian Rivero	18	18														9	9			
Ryan Grotjohn	5			3		1					1						1	1	2	1
Brhet Bewley	4			3	1													1	3	
Tyler Cropley	3	3																	3	
Gavin Stupiensi	3	3																2	1	

## OUTFIELD ASSISTS (13)

TUCKER BRADLEY	LF	2
	RF	1
NATE EATON	LF	1
	RF	3
NICK LOFTIN	CF	2
SEULY MATIAS	RF	3
JOHN RAVE	CF	1

## # OF LINEUP COMBOS

39 games, 39 unique lineup combinations used

## MOST USED LINEUP (TBD)

PLAYER	Pos.
1	
2	
3	
4	
5	
6	
7	
8	
9	

## CATCHER PITCHING STATS

CATCHERS	W	L	ERA	GS	SV	IP	H	R	ER	HR	HB	BB	IBB	SO	WHIP	AVG	WP	GDP	TBF	SB	CS	ATT	%CS	PB
Sebastian Rivero	8	10	5.71	18	1	164.0	166	112	104	20	9	91	2	165	1.57	.261	14	16	743	25	3	28	10.7%	3
Logan Porter	9	6	5.37	15	5	130.7	130	82	78	18	7	72	2	141	1.55	.262	8	10	580	14	5	19	26.3%	1
Gavin Stupiensi	2	1	1.38	3	0	26.0	17	7	4	1	2	9	0	29	1.00	.162	0	0	105	2	0	2	0.0%	0
Tyler Cropley	0	3	6.26	3	0	23.0	26	17	16	5	1	11	0	11	1.61	.248	2	1	105	8	0	8	0.0%	0



GM #	APRIL	OPPONENT	SCORE	RECORD	Pos./G+/-	WIN	LOSS	SAVE	TEMP.	1ST PITCH	TIME	ATT.	HOME ATT.	NATURALS				OPPONENT			
														R	H	E	LO	R	H	E	LO
1	4/8	@ Springfield	W, 11-8	1-0	T-1st/+1.0	Á. Sotillet (1-0)	G. Black (0-1)	-	42°	6:41 PM	3:55	3,682		11	12	0	10	8	8	4	10
2	4/9	@ Springfield	L, 14-11	1-1	T-2nd/-1.0	J. Quezada (1-0)	A. Veneziano (0-1)	F. Pacheco (1)	63°	5:37 PM	3:47	3,037		11	15	2	10	14	13	2	10
3	4/10	@ Springfield	L, 10-5	1-2	T-3rd/-2.0	M. Brettell (1-0)	Á. Zerpa (0-1)	-	79°	1:38 PM	2:43	2,760		5	7	2	6	10	12	1	6
4	4/12	WICHITA	W, 8-6	2-2	T-3rd/-1.0	D. Biasi (1-0)	B. Lawson (0-1)	Á. Sotillet (1)	72°	7:04 PM	3:04	4,032	4,032	8	8	0	6	6	6	2	9
5	4/13	WICHITA	W, 8-5	3-2	2nd/-1.0	C. Cosby (1-0)	A. Scherff (0-1)	-	53°	7:05 PM	2:48	2,590	6,622	8	12	0	7	5	7	2	4
6	4/14	WICHITA	L, 7-1	3-3	3rd/-1.0	L. Varland (1-0)	D. Parrish (0-1)	-	64°	7:04 PM	3:03	2,655	9,277	1	5	0	7	7	7	0	7
7	4/15	WICHITA	L, 4-2	3-4	3rd/-2.0	S. Woods Richardson (1-0)	A. Veneziano (0-2)	A. Schulfer (1)	73°	7:05 PM	2:25	4,404	13,681	2	5	0	6	4	9	1	9
8	4/16	WICHITA	L, 6-5 (10)	3-5	T-4th/-2.5	A. Angulo (1-0)	Z. Willeman (0-1)	S. Klimek (1)	55°	6:05 PM	3:25	3,003	16,684	5	6	2	12	6	16	4	11
9	4/17	WICHITA	L, 5-1	3-6	5th/-3.0	T. Viza (1-0)	A. Lacy (0-1)	-	52°	2:05 PM	2:37	1,950	18,634	1	10	1	9	5	7	0	5
10	4/19	@ Frisco	L, 4-3	3-7	5th/-4.0	S. Nordlin (2-1)	A. Marsh (0-1)	C. Lee (3)	70°	6:37 PM	2:37	2,162		3	2	0	7	4	9	1	10
11	4/20	@ Frisco	W, 7-2	4-7	T-4th/-4.0	D. Parrish (1-1)	A. Weems (0-1)	-	86°	6:37 PM	2:27	2,324		7	10	1	7	2	4	0	6
12	4/21	@ Frisco	L, 12-2	4-8	5th/-4.0	N. Starr (1-0)	A. Veneziano (0-3)	-	82°	6:37 PM	2:26	3,939		2	2	0	7	12	13	1	3
13	4/22	@ Frisco	W, 11-2	5-8	T-4th/-4.0	Á. Zerpa (1-1)	C. Bradford (1-1)	-	84°	6:36 PM	2:30	6,222		11	8	0	4	2	8	1	10
14	4/23	@ Frisco	W, 12-4	6-8	4th/-4.0	W. Pennington (1-0)	J. Leiter (0-1)	-	82°	6:40 PM	2:39	6,777		12	12	2	7	4	10	2	8
15	4/24	@ Frisco	W, 4-3	7-8	4th/-3.0	Y. Del Rosario (1-0)	C. Ragans (0-1)	Á. Sotillet (2)	75°	4:16 PM	2:21	3,208		4	9	0	9	3	6	1	6
16	4/26	AMARILLO	L, 6-5 (11)	7-9	T-4th/-3.0	J. Garcia (1-0)	W. Pennington (1-1)	B. Rogers (1)	55°	11:06 AM	3:02	3,702	22,336	6	10	0	8	5	9	1	9
17	4/27	AMARILLO	W, 12-6	8-9	4th/-3.0	A. Veneziano (1-3)	S. Cecconi (0-1)	-	68°	7:05 PM	2:28	3,073	25,409	12	15	0	9	6	11	2	7
18	4/28	AMARILLO	L, 9-5	8-10	4th/-3.0	K. Curtis (1-1)	Z. Willeman (0-2)	-	64°	7:04 PM	2:38	3,100	28,509	5	8	0	6	9	13	1	4
19	4/29	AMARILLO	W, 8-7	9-10	T-3rd/-3.0	W. Pennington (2-1)	D. Olivero (0-1)	J. Dipoto (1)	74°	7:05 PM	2:51	4,890	33,399	8	17	1	9	7	15	0	11
20	4/30	AMARILLO	L, 7-5	9-11	T-3rd/-3.0	B. Pfadt (1-1)	H. Capps (0-1)	B. Workman (1)	72°	6:06 PM	2:16	5,857	39,256	5	8	0	4	7	10	0	5

APRIL Hitting Results: .261/.357/.422 (180-for-690), 37 2B, 22 HR, 126 R, 97 BB, 32 SB // APRIL Pitching Results: 9-11, 5.98 ERA (119 ER in 179.0 IP), 3/5 SV, 194 H, 25 HR, 87 BB, 158 K, .276 AVG

GM #	MAY	OPPONENT	SCORE	RECORD	Pos./G+/-	WIN	LOSS	SAVE	TEMP.	1ST PITCH	TIME	ATT.	HOME ATT.	NATURALS				OPPONENT			
														R	H	E	LO	R	H	E	LO
21	5/1	AMARILLO	W, 9-5	10-11	3rd/-3.0	D. Parrish (2-1)	J. Vernia (0-1)	-	70°	2:04 PM	2:32	5,348	44,604	9	12	0	7	5	11	0	7
22	5/3	@ Springfield	L, 12-5	10-12	T-3rd/-3.5	D. Roach (2-1)	A. Veneziano (1-3)	-	52°	6:37 PM	2:49	3,701		5	8	2	7	12	10	2	10
23	5/4	@ Springfield	W, 13-3	11-12	T-3rd/-3.0	M. Martinez (1-0)	K. Leahy (0-4)	-	55°	7:34 PM	2:33 (:59)	3,131		13	15	0	10	3	6	1	4
24	5/5	@ Springfield	W, 9-6	12-12	3rd/-2.5	Y. Del Rosario (2-0)	G. Black (1-3)	W. Pennington (1)	61°	6:36 PM	2:42	3,125		9	17	0	12	6	8	1	4
25	5/6	@ Springfield	L, 2-1	12-13	T-3rd/-4.0	T. Pike (1-1)	H. Capps (0-2)	F. Pacheco (5)	64°	6:39 PM	2:22	3,165		1	4	1	2	2	6	0	10
26	5/7	@ Springfield	W, 4-0	13-13	3rd/-4.0	D. Parrish (3-1)	C. Lunn (2-3)	-	74°	6:05 PM	2:04	4,375		4	9	0	5	0	3	1	4
27	5/8	@ Springfield	W, 9-5	14-13	3rd/-2.5	W. Pennington (3-1)	F. Pacheco (0-1)	-	77°	6:07 PM	2:40	3,922		9	13	1	8	5	6	1	11
28	5/10	WICHITA	W, 7-4	15-13	3rd/-1.5	D. Biasi (2-0)	K. Klimek (0-1)	Y. Del Rosario (1)	84°	11:06 AM	2:35	5,620	50,224	7	11	0	5	4	7	0	11
29	5/11	WICHITA	L, 4-3	15-14	3rd/-2.5	K. Funderburk (2-0)	Á. Zerpa (1-2)	A. Schulfer (5)	84°	7:04 PM	2:22	2,434	52,658	3	8	2	9	4	8	2	8
30	5/12	WICHITA	L, 10-4	15-15	3rd/-3.5	L. Varland (4-1)	P. Smith (0-1)	-	85°	7:06 PM	2:30	3,825	56,483	4	8	2	4	10	11	1	9
31	5/13	WICHITA	W, 7-0	16-15	3rd/-2.5	D. Parrish (4-1)	S. Woods Richardson (2-1)	-	82°	7:05 PM	2:14	4,497	60,980	7	8	0	3	0	5	0	5
32	5/14	WICHITA	L, 7-6	16-16	3rd/-3.5	B. Gross (2-0)	H. Capps (0-3)	A. Schulfer (6)	84°	6:04 PM	2:52	5,558	66,538	6	11	1	10	7	10	2	8
	5/15	WICHITA	Cancelled/Rain																		
33	5/17	@ Arkansas	L, 7-6 (10)	16-17	3rd/-4.5	T. Kuhn (1-1)	W. Pennington (3-2)	-	81°	6:37 PM	2:53	3,374		6	12	0	10	7	10	1	6
34	5/18	@ Arkansas	L, 5-4	16-18	3rd/-5.5	T. Dollard (1-1)	Á. Zerpa (1-3)	M. Stryffeler (6)	89°	6:34 PM	2:14	3,646		4	5	1	5	5	7	1	6
35	5/19	@ Arkansas	L, 5-0	16-19	4th/-6.5	C. Jones (1-2)	A. Marsh (0-2)	-	90°	6:35 PM	2:15	3,769		0	3	1	7	5	8	3	8
36	5/20	@ Arkansas	L, 2-1	16-20	4th/-6.5	J. Haberer (1-2)	D. Parrish (4-2)	T. Kuhn (3)	89°	7:04 PM	2:24	6,016		1	4	1	6	2	4	0	7
37	5/21	@ Arkansas	W, 11-4 (8)	17-20	4th/-6.0	D. Biasi (3-0)	S. Kolek (1-3)	-	75°	7:06 PM	2:54 (:30)	3,869		11	12	0	10	4	5	1	6
38	5/22	@ Arkansas	W, 10-5	18-20	3rd/-6.0	Z. Phillips (1-0)	E. Hancock (0-1)	-	62°	1:35 PM	2:44	3,807		10	11	1	6	5	8	2	8
39	5/24	@ Midland	W, 8-5	19-20	3rd/-5.5	Y. Del Rosario (3-0)	D. Leal (0-1)	Z. Willeman (1)	68°	11:02 AM	2:55	4,066		8	10	0	5	5	12	1	11
40	5/25	@ Midland																			
41	5/26	@ Midland																			
42	5/27	@ Midland																			
43	5/28	@ Midland																			
44	5/29	@ Midland																			
45	5/31	CORPUS CHRISTI																			

MAY Hitting Results: TBD // MAY Pitching Results: TBD

GM #	JUNE	OPPONENT	SCORE	RECORD	Pos./G+/-	WIN	LOSS	SAVE	TEMP.	1ST PITCH	TIME	ATT.	HOME ATT.	NATURALS				OPPONENT			
														R	H	E	LO	R	H	E	LO
46	6/1	CORPUS CHRISTI																			
47	6/2	CORPUS CHRISTI																			
48	6/3	CORPUS CHRISTI																			
49	6/4	CORPUS CHRISTI																			
50	6/5	CORPUS CHRISTI																			
51	6/7	@ Tulsa																			
52	6/8	@ Tulsa																			
53	6/9	@ Tulsa																			
54	6/10	@ Tulsa																			
55	6/11	@ Tulsa																			
56	6/12	@ Tulsa																			
57	6/14	ARKANSAS																			
58	6/15	ARKANSAS																			
59	6/16	ARKANSAS																			
60	6/17	ARKANSAS																			
61	6/18	ARKANSAS																			
62	6/19	ARKANSAS																			
63	6/21	SPRINGFIELD																			
64	6/22	SPRINGFIELD																			
65	6/23	SPRINGFIELD																			
66	6/24	SPRINGFIELD																			
67	6/25	SPRINGFIELD																			
68	6/26	SPRINGFIELD																			

1ST HALF Hitting Results: TBD // 1ST HALF Pitching Results: TBD





21

## GAME-BY-GAME RESULTS



**JUNE Hitting Results: TBD // JUNE Pitching Results: TBD**

**JULY Hitting Results: TBD // JULY Pitching Results: TBD**

**AUGUST Hitting Results: TBD // AUGUST Pitching Results: TBD**

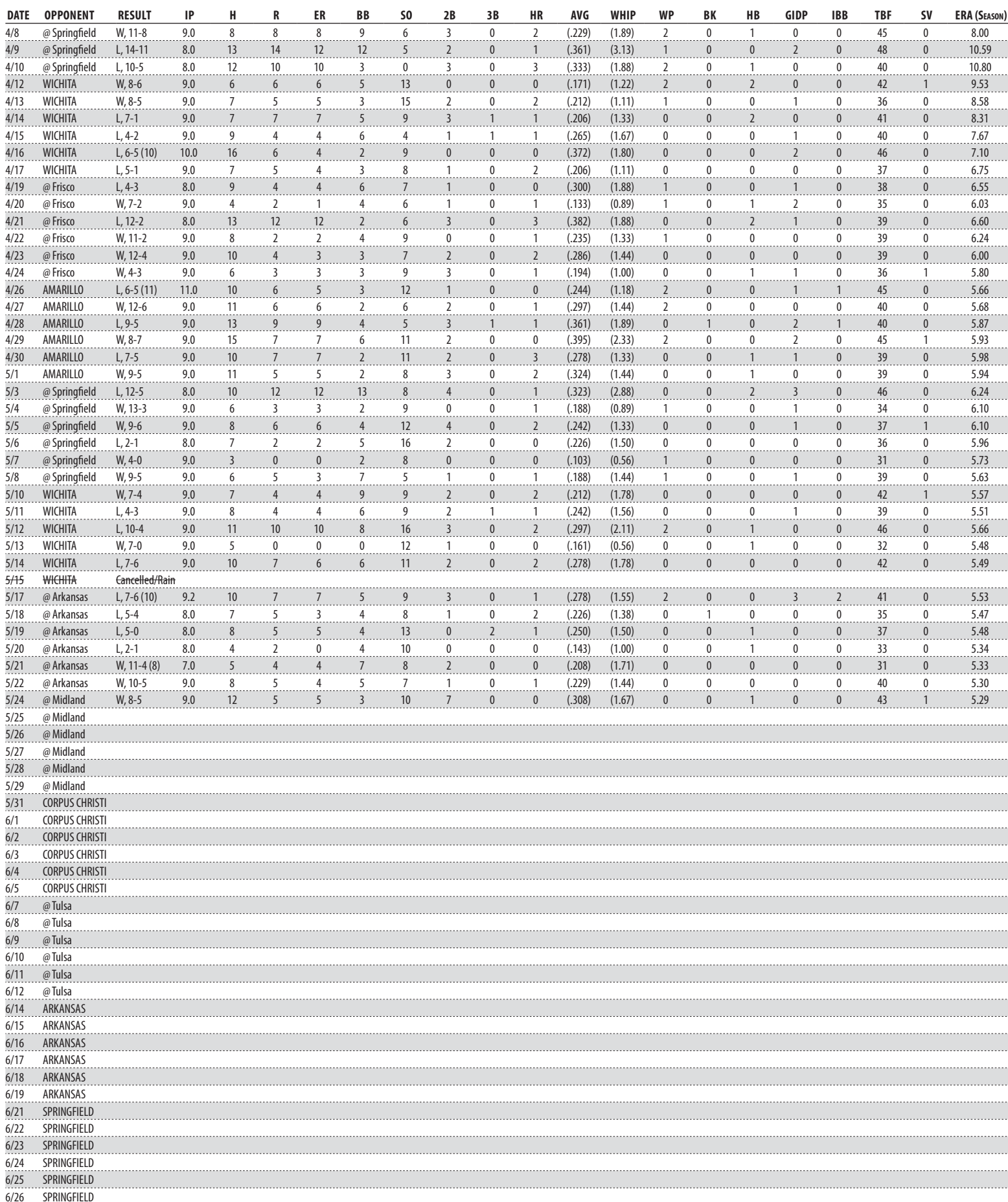
**SEPTEMBER Hitting Results:** TBD // **SEPTEMBER Pitching Results:** TBD  
**2ND HALF Hitting Results:** TBD // **2ND HALF Pitching Results:** TBD



22

## GAME-BY-GAME PITCHING

AT





23

## GAME-BY-GAME HITTING



DATE	OPPONENT	RESULT	AB	R	H	RBI	2B	3B	HR	TB	BB	SO	IBB	SB	CS	HBP	SAC	SF	GIDP	LOB	AVG (SEASON)
4/8	@ Springfield	W, 11-8	40	11	12	9	2	0	0	14	8	8	0	3	0	0	0	0	2	10	.300
4/9	@ Springfield	L, 14-11	39	11	15	9	2	0	0	17	7	8	0	0	1	0	0	2	1	10	.342
4/10	@ Springfield	L, 10-5	30	5	7	5	2	0	1	12	5	8	0	0	0	1	0	2	3	6	.312
4/12	WICHITA	W, 8-6	34	8	8	6	2	1	0	12	4	7	0	3	0	0	0	0	1	6	.294
4/13	WICHITA	W, 8-5	32	8	12	7	3	1	0	17	5	8	0	0	0	0	1	1	0	7	.309
4/14	WICHITA	L, 7-1	32	1	5	1	1	0	0	6	2	15	0	1	0	1	0	0	0	7	.285
4/15	WICHITA	L, 4-2	32	2	5	1	1	1	0	8	3	5	0	0	1	0	0	0	0	6	.268
4/16	WICHITA	L, 6-5 (10)	35	5	6	5	0	0	0	6	9	12	1	2	0	1	0	1	0	12	.255
4/17	WICHITA	L, 5-1	35	1	10	1	0	0	0	10	2	9	0	4	0	0	0	0	1	9	.259
4/19	@ Frisco	L, 4-3	29	3	2	3	0	0	1	5	6	6	0	2	0	1	1	0	0	7	.243
4/20	@ Frisco	W, 7-2	35	7	10	7	1	0	3	20	6	11	0	1	0	0	0	0	1	7	.247
4/21	@ Frisco	L, 12-2	27	2	2	2	0	0	2	8	9	12	0	4	0	0	0	0	2	7	.235
4/22	@ Frisco	W, 11-2	35	11	8	10	3	0	2	17	6	9	0	0	0	1	0	0	0	4	.234
4/23	@ Frisco	W, 12-4	41	12	12	11	4	0	3	25	5	11	0	2	0	0	0	0	0	7	.239
4/24	@ Frisco	W, 4-3	36	4	9	2	1	0	1	13	4	9	0	3	1	0	0	0	0	9	.240
4/26	AMARILLO	L, 6-5 (11)	39	5	9	5	3	0	1	15	3	9	0	0	0	1	1	1	0	9	.240
4/27	AMARILLO	W, 12-6	37	12	15	11	3	0	3	27	3	9	0	1	0	3	0	2	0	9	.250
4/28	AMARILLO	L, 9-5	31	5	8	4	1	0	1	12	5	9	0	4	1	1	1	0	1	6	.250
4/29	AMARILLO	W, 8-7	36	8	17	8	5	1	1	27	4	8	0	1	1	1	0	0	2	9	.263
4/30	AMARILLO	L, 7-5	35	5	8	5	3	0	3	20	1	10	0	1	0	0	0	0	0	4	.261
5/1	AMARILLO	W, 9-5	34	9	12	8	2	0	3	23	3	9	0	2	0	1	1	1	0	7	.265
5/3	@ Springfield	L, 12-5	36	5	8	5	2	1	0	12	2	9	0	0	0	0	0	1	0	7	.263
5/4	@ Springfield	W, 13-3	40	13	15	13	5	0	1	23	9	11	0	0	1	1	0	0	1	1	.269
5/5	@ Springfield	W, 9-6	43	9	17	9	1	1	4	32	3	7	0	2	0	0	1	1	0	12	.275
5/6	@ Springfield	L, 2-1	28	1	4	1	0	0	0	4	1	10	0	0	2	0	0	1	0	2	.271
5/7	@ Springfield	W, 4-0	33	4	9	4	1	1	0	12	3	8	0	2	1	0	0	0	1	5	.271
5/8	@ Springfield	W, 9-5	37	9	13	8	2	0	2	21	4	3	1	0	0	0	1	2	1	8	.274
5/10	WICHITA	W, 7-4	30	7	11	7	2	0	2	19	3	7	0	1	1	1	1	1	1	5	.277
5/11	WICHITA	L, 4-3	36	3	8	3	0	0	1	11	3	10	0	2	0	0	0	0	1	9	.275
5/12	WICHITA	L, 10-4	35	4	8	4	3	0	1	14	0	10	0	0	0	0	0	0	0	4	.274
5/13	WICHITA	W, 7-0	32	7	8	7	1	0	2	15	2	9	0	5	0	0	0	0	0	3	.273
5/14	WICHITA	L, 7-6	39	6	11	5	4	0	1	18	4	13	0	1	0	0	0	0	0	10	.273
5/15	WICHITA	Cancelled/Rain																			
5/17	@ Arkansas	L, 7-6 (10)	40	6	12	6	4	0	0	16	5	8	0	0	1	0	0	0	2	10	.274
5/18	@ Arkansas	L, 5-4	32	4	5	2	1	0	0	6	3	10	0	2	0	0	1	0	0	5	.271
5/19	@ Arkansas	L, 5-0	31	0	3	0	0	0	0	3	1	10	0	1	0	2	0	0	3	7	.266
5/20	@ Arkansas	L, 2-1	30	1	4	1	0	0	0	4	3	9	0	1	0	0	0	1	0	6	.263
5/21	@ Arkansas	W, 11-4 (8)	33	11	12	11	1	0	1	16	6	5	0	5	0	2	1	2	0	10	.266
5/22	@ Arkansas	W, 10-5	37	10	11	10	2	1	2	21	4	10	0	1	0	1	1	0	2	6	.267
5/24	@ Midland	W, 8-5	36	8	10	8	2	0	2	18	4	9	0	1	0	0	0	0	1	5	.267
5/25	@ Midland																				
5/26	@ Midland																				
5/27	@ Midland																				
5/28	@ Midland																				
5/29	@ Midland																				
5/31	CORPUS CHRISTI																				
6/1	CORPUS CHRISTI																				
6/2	CORPUS CHRISTI																				
6/3	CORPUS CHRISTI																				
6/4	CORPUS CHRISTI																				
6/5	CORPUS CHRISTI																				
6/7	@ Tulsa																				
6/8	@ Tulsa																				
6/9	@ Tulsa																				
6/10	@ Tulsa																				
6/11	@ Tulsa																				
6/12	@ Tulsa																				
6/14	ARKANSAS																				
6/15	ARKANSAS																				
6/16	ARKANSAS																				
6/17	ARKANSAS																				
6/18	ARKANSAS																				
6/19	ARKANSAS																				
6/21	SPRINGFIELD																				
6/22	SPRINGFIELD																				
6/23	SPRINGFIELD																				
6/24	SPRINGFIELD																				
6/25	SPRINGFIELD																				
6/26	SPRINGFIELD																				



## THE LAST TIME THE NATURALS...

THREW A PERFECT GAME	N/A
THREW A NO-HITTER	Brooks Pounders, 6/27/2013 vs. Midland
THREW A 9-INNING NO-HITTER	Brooks Pounders, 6/27/2013 vs. Midland
THREW A COMBINED NO-HITTER	Greg Holland, Chris Dwyer, Brandon Lafferty & Kendal Volz, 5/10/2012 vs. Springfield
THREW A COMBINED 1-HITTER (9 Innings)	N/A
THREW A COMBINED 1-HITTER (7 Innings)	Jonathan Heasley & Robert Garcia, 5/28/2021 vs. San Antonio (Game 2)
THREW A COMBINED 2-HITTER (9 Innings)	Jonathan Heasley, Derrick Adams & Josh Dye, 7/8/2021 @ Wichita
THREW A COMBINED 2-HITTER (7 Innings)	Nolan Watson, Yefri Del Rosario & Robert Garcia, 8/27/2021 vs. Springfield (Game 1)
GOT NO-HIT (9 INNINGS)	5/17/2016 vs. Arkansas, 6-0
GOT NO-HIT (LESS THAN 9 INNINGS)	N/A
GOT 1-HIT	8/31/2019 vs. Frisco
GOT 2-HIT	4/21/2022 @ Frisco
THREW A COMBINED 9-INNING SHUTOUT	5/13/2022 vs. Wichita (7-0)
THREW BACK-TO-BACK SHUTOUTS	Games 1 and 2, 8/14/2021 vs. Frisco
GOT SHUT OUT (9 INNINGS)	5/19/2022 @ Arkansas
GOT SHUT OUT IN BACK-TO-BACK GAMES	August 12 & 13, 2019 @ Arkansas
GOT SHUT OUT IN 3 STRAIGHT GAMES	July 10 vs. Frisco, July 11 & 12, 2015 vs. Midland
GOT SHUT OUT (LESS THAN 9 INNINGS)	8/7/2021 @ Arkansas (5 Innings)
WON 11 GAMES IN A ROW	April 26 - May 6, 2015
WON 8 GAMES IN A ROW	June 14 - June 20, 2017
WON 7 GAMES IN A ROW	May 16 - May 22, 2015
WON 6 GAMES IN A ROW	August 2 - August 8, 2018
LOST 10 GAMES IN A ROW	April 6 - April 16, 2014
LOST 9 GAMES IN A ROW	April 8 - April 16, 2019
LOST 8 GAMES IN A ROW	July 2 - July 9, 2012
LOST 7 GAMES IN A ROW	July 12 - July 18, 2018
LOST 6 GAMES IN A ROW	July 15 - July 20, 2017
STRUCK OUT 19+ OPPOSING HITTERS	5/11/2013 @ Springfield (19)
STRUCK OUT 17+ OPPOSING HITTERS	8/29/2019 vs. Midland (18)
STRUCK OUT 15+ OPPOSING HITTERS	5/12/2022 vs. Wichita (16)
STRUCK OUT 10+ OPPOSING HITTERS	5/24/2022 @ Midland (10)
SCORED 20+ RUNS IN ONE GAME	8/20/2013 @ Springfield (21)
SCORED 15+ RUNS IN ONE GAME	8/24/2021 vs. Springfield (18)
SCORED 10+ RUNS IN ONE GAME	5/22/2022 @ Arkansas (10)
ALLOWED 25+ RUNS IN ONE GAME	4/15/2011 @ San Antonio (26)
ALLOWED 20+ RUNS IN ONE GAME	7/25/2021 @ Tulsa (23)
ALLOWED 15+ RUNS IN ONE GAME	7/27/2021 vs. Wichita (18)
ALLOWED 10+ RUNS IN ONE GAME	5/12/2022 vs. Wichita (10)
HAD 22+ HITS IN ONE GAME	5/22/2010 vs. Arkansas (22)
HAD 20+ HITS IN ONE GAME	8/24/2021 vs. Springfield (20)
HAD 15+ HITS IN ONE GAME	5/5/2022 @ Springfield (17)
HAD 10+ HITS IN ONE GAME	5/24/2022 @ Midland (10)
ALLOWED 25+ HITS IN ONE GAME	4/15/2011 @ San Antonio (26)
ALLOWED 20+ HITS IN ONE GAME	7/27/2021 vs. Wichita (23)
ALLOWED 15+ HITS IN ONE GAME	4/29/2022 vs. Amarillo (15)
ALLOWED 10+ HITS IN ONE GAME	5/24/2022 @ Midland (12)
WALKED 14+ TIMES IN ONE GAME	5/8/2021 @ Arkansas (14)
WALKED 10+ TIMES IN ONE GAME	7/29/2021 vs. Wichita (10)
WALKED 8+ TIMES IN ONE GAME	5/4/22 @ Springfield (9)
ALLOWED 13+ WALKS IN ONE GAME	5/4/22 @ Springfield (13)
ALLOWED 10+ WALKS IN ONE GAME	5/4/22 @ Springfield (13)
ALLOWED 8+ WALKS IN ONE GAME	5/12/2022 vs. Wichita (8)
HIT 7+ HOME RUNS IN A GAME	5/30/2021 vs. San Antonio (7)
HIT 5+ HOME RUNS IN A GAME	8/24/2021 vs. Springfield (5)
HIT 3+ HOME RUNS IN A GAME	5/5/2022 @ Springfield (4)
ALLOWED 7+ HOME RUNS IN A GAME	4/15/2011 @ San Antonio (7)
ALLOWED 5+ HOME RUNS IN A GAME	7/6/2021 @ Wichita (5)
ALLOWED 3+ HOME RUNS IN A GAME	4/30/2022 vs. Amarillo (3)
HAD 2 PLAYERS HIT 2 HOME RUNS IN A GAME	Hunter Dozier & Bubba Starling, 4/10/2016 vs. Midland
HIT BACK-TO-BACK HOME RUNS	Brihet Bewley & Tucker Bradley, 6th Inning, 5/5/2022 @ Springfield
HIT 3 STRAIGHT HOME RUNS	Bobby Witt Jr., Nick Pratto & MJ Melendez, 5/30/2021 vs. San Antonio
SCORED 10+ RUNS IN AN INNING	2nd Inning, 9/9/2021 @ Wichita (10)
SCORED 7+ RUNS IN AN INNING	4th Inning, 4/27/2022 vs. Amarillo (7)
SCORED 5+ RUNS IN AN INNING	6th Inning, 5/5/2022 @ Springfield (5)
SCORED 5+ RUNS IN AN EXTRA INNING	10th Inning, 6/2/2012 vs. Frisco (5)
ALLOWED 10+ RUNS IN AN INNING	7/26/2019 vs. Corpus Christi (11)
ALLOWED 7+ RUNS IN AN INNING	2nd Inning, 7/25/2021 @ Tulsa (7)
ALLOWED 5+ RUNS IN AN INNING	7th Inning, 5/12/2022 vs. Wichita (6)
ALLOWED 5+ RUNS IN AN EXTRA INNING	11th Inning, 4/26/2022 vs. Amarillo (5)
WON A GAME BY 15+ RUNS	18-1, 8/24/2021 vs. Springfield
WON A GAME BY 10+ RUNS	5/4/22 @ Springfield
LOST A GAME BY 15+ RUNS	23-8, 7/25/2021 @ Tulsa
LOST A GAME BY 10+ RUNS	12-2, 4/21/2022 @ Frisco
SCORED 12+ RUNS IN CONSECUTIVE GAMES	June 28 (vs. Tulsa) & July 2 (@ Frisco), 2015
SCORED 10+ RUNS IN CONSECUTIVE GAMES	May 21 & 22 @ Arkansas
SCORED A RUN WITHOUT AN RBI	9/7/2021 @ Wichita
SCORED MULTIPLE RUNS WITHOUT AN RBI	2 Runs, 8/16/2018 @ Midland
TURNED 5 DOUBLE PLAYS IN ONE GAME	8/20/2015 @ San Antonio
TURNED 3+ DOUBLE PLAYS IN ONE GAME	5/17/2022 @ Arkansas (3)
TURNED A TRIPLE PLAY	Frank Schwindel (1B) to Corey Toups (2B) to Humberto Arteaga (SS) to Schwindel to Toups, 8/31/2016 vs. Tulsa
HIT INTO A TRIPLE PLAY	Mauricio Ramos, 7/24/2016 vs. Springfield
COMMITTED 6 ERRORS	5/4/2019 vs. Midland
COMMITTED 5 ERRORS	5/29/2021 vs. San Antonio
COMMITTED 3+ ERRORS	8/17/2021 @ Tulsa (3)
EVERY NATURAL IN THE STARTING LINEUP HAD A HIT	5/8/2022 @ Springfield
EVERY NATURAL IN THE STARTING LINEUP SCORED A RUN	5/22/2022 @ Arkansas
EVERY NATURAL IN THE STARTING LINEUP HAD A HIT AND SCORED A RUN	5/4/2022 @ Springfield
LINEUP BATTED AROUND TWICE IN ONE GAME	3rd and 9th Innings, 5/4/2022 @ Springfield
WON ON THE LAST AT-BAT OF THE GAME (WALK-OFF WIN)	9/3/2021 vs. Corpus Christi
LOST ON THE LAST AT-BAT OF THE GAME (WALK-OFF LOSS)	5/17/2022 @ Arkansas
PLAYED BACK-TO-BACK EXTRA-INNING GAMES	September 2nd & 3rd, 2021 vs. Corpus Christi
WON BOTH GAMES OF A DOUBLEHEADER	8/24/2021 vs. Springfield (8-0, 4-1)
PITCHED SHUTOUTS IN BOTH GAMES OF A DOUBLEHEADER	8/14/2021 vs. Frisco (1-0, 10-0)
LOST BOTH GAMES OF A DOUBLEHEADER	5/30/2019 vs. Arkansas (7-4, 10-7)

## THE LAST TIME A NATURALS HITTER...

HAD 6 HITS IN ONE GAME	Ed Lucas, 7/21/2008 @ Springfield
HAD 5 HITS IN ONE GAME	Dairon Blanco, 7/13/2021 vs. Arkansas
HAD 4 HITS IN ONE GAME	Maikel Garcia, 5/1/2022 vs. Amarillo
HAD 3 HITS IN ONE GAME	Michael Massey, 5/24/2022 @ Midland
HIT 3 HOME RUNS IN ONE GAME	Bobby Witt Jr., 5/30/2021 vs. San Antonio
HIT 2 HOME RUNS IN ONE GAME	Sebastian Rivero, 4/27/2022 vs. Amarillo
HIT 2 TRIPLES IN ONE GAME	Taylor Featherston, 4/18/2019 vs. Springfield
HIT 3 DOUBLES IN ONE GAME	Nick Loftin, 5/4/22 @ Springfield
HIT 2 DOUBLES IN ONE GAME	Michael Massey, 5/17/2022 @ Arkansas
HIT A GRAND SLAM	Michael Massey, 5/24/2022 @ Midland
HIT AN INSIDE-TO-OUT HOME RUN	Brewer Hicklen, 7/15/2021 vs. Arkansas
LED OFF A HOME GAME WITH A HOME RUN	Clay Dungan, 7/18/2021 vs. Arkansas
LED OFF A ROAD GAME WITH A HOME RUN	Clay Dungan, 7/24/2021 @ Tulsa
HIT A PINCH-HIT HOME RUN	Frank Schwindel, 8/21/2015 @ Corpus Christi
HIT A WALK-OFF HOME RUN	Gabriel Cangel, 4/20/2019 vs. Springfield
HIT FOR THE CYCLE	Nicky Lopez, 6/21/2018 @ Tulsa
HAD 7 RBI IN ONE GAME	Taylor Featherston, 7/20/2019 @ Amarillo
HAD 6 RBI IN ONE GAME	Nick Pratto, 5/21/2021 @ Springfield
HAD 5 RBI IN ONE GAME	Nick Loftin, 4/22/2022 @ Frisco
HAD 4 RBI IN ONE GAME	Michael Massey, 5/24/2022 @ Midland
SCORED 4 RUNS IN ONE GAME	Maikel Garcia, 4/8/2022 @ Springfield
SCORED 3 RUNS IN ONE GAME	Nate Eaton, 5/21/2022 @ Arkansas
WALKED 4 TIMES IN ONE GAME	Travis Jones, 4/29/2021 @ Springfield
WALKED 3 TIMES IN ONE GAME	John Rave, 5/17/2022 @ Arkansas
STOLE 4 BASES IN ONE GAME	Nick Heath, 5/20/2019 @ Arkansas
STOLE 3 BASES IN ONE GAME	Brewer Hicklen, 8/12/2021 vs. Frisco
STOLE 2 BASES IN ONE GAME	Tucker Bradley, 5/21/2022 @ Arkansas
STRUCK OUT 5 TIMES IN ONE GAME	Dairon Blanco, 5/12/2021 vs. Tulsa
STRUCK OUT 4 TIMES IN ONE GAME	Seuly Matias, 5/20/2022 @ Arkansas
STRUCK OUT 3 TIMES IN ONE GAME	Seuly Matias, 5/24/2022 @ Midland
REACHED BASE 6 TIMES IN ONE GAME	Travis Jones, 6/29/2021 @ Springfield
REACHED BASE 5 TIMES IN ONE GAME	Nate Eaton, 4/23/2022 @ Frisco
REACHED BASE 4 TIMES IN ONE GAME	Tucker Bradley, 5/21/2022 @ Arkansas
REACHED BASE IN EVERY TRIP TO THE PLATE (6 PA)	Johnny Givonetella, 7/22/2010 @ Arkansas
REACHED BASE IN EVERY TRIP TO THE PLATE (5 PA)	Nate Eaton, 4/23/2022 @ Frisco
REACHED BASE IN EVERY TRIP TO THE PLATE (4 PA)	Tucker Bradley, 5/21/2022 @ Arkansas
REACHED 2 TIMES IN THE SAME INNING	Sebastian Rivero & Nate Eaton, 4th Inning, 4/27/2022 vs. Amarillo
HAD 2 HITS IN THE SAME INNING	Sebastian Rivero & Nate Eaton, 4th Inning, 4/27/2022 vs. Amarillo
SAW 16 PITCHES IN A SINGLE PLATE APPEARANCE	Donnie Dewees, 4/7/2017 vs. San Antonio
SAW 15 PITCHES IN A SINGLE PLATE APPEARANCE	Dennicher Carrasco, 7/18/2021 vs. Arkansas
SAW 14 PITCHES IN A SINGLE PLATE APPEARANCE	Jordan George, 8/27/2019 vs. Midland
SAW 10+ PITCHES IN A SINGLE PLATE APPEARANCE	Robbie Glendinning, 5/18/2022 @ Arkansas (11)
HIT HOME RUNS IN BOTH GAMES OF A DOUBLEHEADER	Jimmy Govern, 8/14/2021 vs. Frisco
HIT HOME RUNS IN BACK-TO-BACK GAMES	Michael Massey, 4/30 and 5/1 vs. Amarillo
HIT HOME RUNS IN 3 STRAIGHT GAMES	Michael Massey, 4/22 to 4/24/2022 @ Frisco
HIT HOME RUNS IN 4 STRAIGHT GAMES	Wil Myers, 5/5 to 5/8/2012 vs. Tulsa
HIT HOME RUNS IN 5 STRAIGHT GAMES	Clint Robinson, 8/7 to 8/12/2010 vs. Arkansas, @ Frisco
HAD 2+ HITS IN 8 STRAIGHT GAMES	Kurt Mertins, May 25 to June 6, 2009
HAD 2+ HITS IN 7 STRAIGHT GAMES	Jeff Bianchi, July 20 to July 27, 2009
HAD 2+ HITS IN 6 STRAIGHT GAMES	Anderson Miller, May 14 to May 19, 2019
HAD 2+ HITS IN 5 STRAIGHT GAMES	Bobby Witt Jr., June 16 to June 20, 2021
HAD A 20+ GAME HITTING STREAK	Clint Robinson, 21 Games: June 15 - July 12, 2010
HAD A 18+ GAME HITTING STREAK	Jordan Parraz, 19 Games: May 27 - June 15, 2009
HAD A 16+ GAME HITTING STREAK	Jacksson Flores, 17 Games: June 15 - July 6, 2018
HAD A 14+ GAME HITTING STREAK	Maikel Garcia, 14 Games: April 27 - May 12, 2022
HAD A 12+ GAME HITTING STREAK	Maikel Garcia, 14 Games: April 27 - May 12, 2022
HAD A 30+ GAME REACHED BASE STREAK	Jacksson Flores, 34 Games: May 29 - July 7, 2018
HAD A 25+ GAME REACHED BASE STREAK	Vinnie Pasquantino, 25 Games: August 5 - September 3, 2021
HAD A 20+ GAME REACHED BASE STREAK	Freddy Fermin, 23 Games: July 2, 2021 to August 4, 2021

## THE LAST TIME A NATURALS PITCHER...

THREW A 1-HITTER (9 Innings)	N/A
THREW A 1-HITTER (7 Innings)	N/A
THREW A 2-HITTER (9 Innings)	N/A
THREW A 2-HITTER (7 Innings)	Drew Parrish, 8/27/2021 vs. Springfield (Game 2)
THREW A 9-INNING COMPLETE GAME SHUTOUT	Corey Ray, 6/8/2017 vs. Springfield
THREW A 7-INNING COMPLETE GAME SHUTOUT	Drew Parrish, 8/27/2021 vs. Springfield
THREW A 5-INNING COMPLETE GAME SHUTOUT	Danny Duffy, 9/2/2010 vs. Arkansas
THREW A 9-INNING COMPLETE GAME	Scott Blewett, 8/10/2018 vs. Frisco
THREW AN 8-INNING COMPLETE GAME	Ufreidy Gomez, 8/2/2019 @ Tulsa
THREW A 7-INNING COMPLETE GAME	Drew Parrish, 8/27/2021 vs. Springfield
THREW A 6-INNING COMPLETE GAME	Sugar Ray Marimon, 5/26/2013 @ San Antonio
STRUCK OUT 13 IN A GAME	Danny Duffy, July 17, 2013 @ Tulsa
STRUCK OUT 12 IN A GAME	Josh Staumont, 9/4/2016 vs. Arkansas
STRUCK OUT 11 IN A GAME	Alec Marsh, 5/14/2021 vs. Tulsa
STRUCK OUT 10 IN A GAME	Alec Marsh, 5/19/2022 @ Arkansas
WALKED 8 IN A GAME	Noel Arguelles, 5/12/2013 @ Springfield
WALKED 7 IN A GAME	Jason Adam, 7/5/2013 @ Midland
WALKED 6 IN A GAME	Marcelo Martinez, 5/10/2022 vs. Wichita
WALKED 5 IN A GAME	Alec Marsh, 5/12/2022 vs. Wichita
ALLOWED 4 HOME RUNS IN A GAME	Francisco Terrero, 4/22/2018 @ Tulsa
ALLOWED 3 HOME RUNS IN A GAME	Alec Marsh, 4/30/2022 vs. Amarillo
ALLOWED 2 HOME RUNS IN A GAME	Angel Zepa, 5/18/2022 @ Arkansas
THREW 110+ PITCHES IN A GAME	Andy Ferguson, 8/9/2014 vs. San Antonio (116)
THREW 100+ PITCHES IN A GAME	Drew Parrish, 5/20/2022 @ Arkansas (100)
THREW 95+ PITCHES IN A GAME	Drew Parrish, 5/20/2022 @ Arkansas (100)
THREW 90+ PITCHES IN A GAME	Drew Parrish, 5/20/2022 @ Arkansas (100)
WON HIS NATURALS DEBUT	Walter Pennington, 4/23/2022 @ Frisco
THREW AN IMMACULATE INNING	Grant Gavin, 6th Inning 5/20/2019 @ Arkansas