



GAME NOTES

NORTHWEST ARKANSAS NATURALS

3000 GENE GEORGE BLVD • SPRINGDALE, AR 72762 • PH: 479.927.4900 • FAX: 479.756.8088

WWW.NWANATURALS.COM /NATURALS NWANATURALS @NWANATURALS



NORTHWEST ARKANSAS NATURALS (15-13) vs. WICHITA WIND SURGE (16-11)

LHP Angel Zerpa (1-1, 5.06 ERA) vs. RHP Matt Canterino (0-1, 1.62 ERA)

Wednesday, May 11th, 2022 • 7:05 PM • Arvest Ballpark • Springdale, Arkansas

Game 29 of 138 • Home Game 14 of 69 • Home Record: 6-7 • Night Game Record: 12-10 • North Division Record: 8-8

Streak: W3 • Last 5: 4-1 • Last 10: 7-3 • Road Record: 9-6 • Day Game Record: 3-3 • South Division Record: 7-5

Listen: www.milb.com/northwest-arkansas/fans/audio-listen-live • Watch: MiLB.tv



UPCOMING GAMES & PITCHING PROBABLES

Thursday, May 12, 2022
Friday, May 13, 2022
Saturday, May 14, 2022

vs. WICHITA
vs. WICHITA
vs. WICHITA

7:05 p.m. CT
7:05 p.m. CT
7:05 p.m. CT

RHP Alec Marsh (0-1, 5.95 ERA) vs. RHP Louie Varland (3-1, 3.16 ERA)

LHP Drew Parrish (3-1, 2.61 ERA) vs. RHP Simeon Woods Richardson (2-0, 1.33 ERA)

LHP Anthony Veneziano (1-4, 10.50 ERA) vs. RHP Chris Vallimont (0-2, 9.87 ERA)

BY THE NUMBERS

(UNDERLINE INDICATES MLB LEADER) (BOLD INDICATES DOUBLE-A LEADER) (ITALICS INDICATES DOUBLE-A WORST)

N	W	N	W
.277 (3rd) < AVG	.251 (6th)	5.57 (6th)	ERA > 4.33 (3rd)
183 (2nd) < R	158 (5th)	1.54 (6th)	WHIP > 1.46 (4th)
269 (3rd) < H	222 (7th)	.263 (6th)	AVG > .234 (3rd)
34 (4th) < HR	31 (6th)	249.0 (1st) < IP	235.0 (9th)
125 (7th)	BB > 133 (6th)	252 (6th)	H > 207 (3rd)
247 (6th)	K > 235 (2nd)	164 (5th)	R > 133 (3rd)
39 (3rd)	SB > 47 (1st)	34 (8th)	HR > 25 (12nd)
.362 (4th) < OBP	.353 (7th)	131 (5th) < BB	136 (6th)
.450 (3rd) < SLG	.417 (7th)	233 (8th)	K > 260 (2nd)
.812 (3rd) < OPS	.770 (7th)	1 (13rd)	SHO > 2 (11st)

SERIES HISTORY

NWA ALL-TIME vs. Wind Surge..... 13-12 (.520)
NWA ALL-TIME in Springdale..... 6-7 (.462)
NWA ALL-TIME in Wichita..... 7-5 (.583)

2022 vs. Wind Surge..... 3-4 (.429)
2022 in Springdale..... 3-4 (.429)
2022 in Wichita.....

DATE	H/R	SCORE	WIN	LOSS	SAVE
4/12/22	H	W, 8-6	D. Biasi	B. Lawson	Á. Sotillet
4/13/22	H	W, 8-5	C. Cosby	A. Scherff	-
4/14/22	H	L, 7-1	L. Varland	D. Parrish	-
4/15/22	H	L, 4-2	S. Woods Richardson	A. Veneziano	A. Schuller
4/16/22	H	L, 6-5 (10)	A. Angulo	Z. Willeman	S. Klimek
4/17/22	H	L, 5-1	T. Viza	A. Lacy	-
5/10/22	H	W, 7-4	D. Biasi	S. Klimek	Y. Del Rosario
5/11/22	H				
5/12/22	H				
5/13/22	H				
5/14/22	H				
5/15/22	H				
7/26/22	R				
7/27/22	R				
7/28/22	R				
7/29/22	R				
7/30/22	R				
7/31/22	R				
9/6/22	R				
9/7/22	R				
9/8/22	R				
9/9/22	R				
9/10/22	R				
9/11/22	R				

NATURALS PR DEPARTMENT • NATURALSPR@GMAIL.COM

Dustin Dethlefs — Director, Marketing & PR — dustin@nwanaturals.com
Nicholas Badders — Broadcaster/Media Relations/Baseball Ops — nicholas@nwanaturals.com
Adam Annaratore — Creative Services Coordinator — adam@nwanaturals.com
Kelsey Chanler — Marketing and Creative Services Assistant — kelsey@nwanaturals.com

YESTERDAY'S GAME

	1	2	3	4	5	6	7	8	9	R	H	E	LO
Wichita	0	0	0	3	0	0	0	1	0	4	7	0	11
NW Arkansas	0	0	4	0	0	0	0	2	1	x	7	1	5

Win: Dante Biasi (2-0)

Loss: Steven Klimek (0-1)

Save: Yefri Del Rosario (1)

SPRINGDALE, AR — Seven different players recorded hits for the Northwest Arkansas Naturals, while **Seuly Matias** and **Robbie Glendinning** both connected on their fifth home runs of the year, as the Naturals opened the week with a 7-4 win over the Wichita Wind Surge, Tuesday afternoon at Arvest Ballpark.

- **Nick Loftin** opened the scoring in the third inning, bringing home **Logan Porter** with a sacrifice fly, then after **Tucker Bradley** singled and Michael Massey walked, Matias crushed at three-run homer out to left-center field, to put the Naturals up 4-0.
- After Wichita countered with three runs in the fourth inning and trimmed the Northwest Arkansas lead to one run, the Naturals opened up the seventh with four straight hits to score two runs, including RBI singles from **Maikel Garcia** and Massey.
- The Wind Surge inched closer again in the top of the eighth, but the Naturals responded with a solo home run down the left field line off the bat of Glendinning, moving the score to the 7-4 that held to be final.
- Bradley led the way at the plate with his first 3-hit game of the season, going 3-for-4 with a double and two runs scored.
- After starting pitcher **Marcelo Martinez** allowed three runs across 4.0 innings with five strikeouts, **Dante Biasi** took over and threw 3.0 scoreless frames of relief, earning his second win of the season.
- **Jonah Dipoto** recorded the first two outs of the eighth and **Yefri Del Rosario** came on with the bases loaded to get the final out, then pitching a 1-2-3 ninth inning to secure the four-out save, his first save of the year.

NATURALS HITTING LEADERS

GAMES	Maikel Garcia (27)
AT-BATS	Maikel Garcia (107)
RUNS	Maikel Garcia (26)
HITS	Michael Massey (35)
TOTAL BASES	Michael Massey (58)
DOUBLES	Massey & Rivero (8)
TRIPLES	T* Tucker Bradley (2)
HOME RUNS	Three Tied (5)
RUNS BATTED IN	Michael Massey (27)
WALKS	Maikel Garcia (22)
STRIKEOUTS	Seuly Matias (35)
STOLEN BASES	Maikel Garcia (11)
BATTING AVERAGE	Michael Massey (.330)
ON-BASE %	Maikel Garcia (.426)
SLUGGING %	Robbie Glendinning (.577)
OPS	Robbie Glendinning (.983)

* INDICATES LEAGUE LEADER // ^ INDICATES DOUBLE-A LEADER

NATURALS PITCHING LEADERS

WINS	Parrish & Pennington (3)
LOSSES	T* Anthony Veneziano (4)
ERA	Drew Parrish (2.61)
GAMES	Zach Willeman (10)
STARTS	T* Parrish & Veneziano (6)
COMPLETE GAMES	
SHUTOUTS	
GAMES FINISHED	Zach Willeman (8)
SAVES	Ándres Sotillet (2)
INNINGS	Drew Parrish (31.0)
HITS	Anthony Veneziano (26)
RUNS	Anthony Veneziano (21)
EARNED RUNS	Anthony Veneziano (21)
HOME RUNS	Alec Marsh (5)
HIT BATTERS	Drew Parrish (4)
WALKS	Anthony Veneziano (18)
STRIKEOUTS	Alec Marsh (30)

THIS DAY IN NATURALS HISTORY

The Naturals are 7-3 all-time when playing on May 11

On May 11, 2013, the Naturals played the longest game in franchise history, beating the Springfield Cardinals 5-4 in 20 innings, a five hour and 38 minute game at Hammons Field. The Naturals saw 82 plate appearances in that game, which still stands as a single-game club record, as are the 19 hitters that the pitching staff struck out. Several players took nine at-bats in the game, the only time it has happened in Naturals history. First baseman **Matt Fields** tied a club record, reaching base six times (2 H, 3 BB, 1 HBP), but also got the win, throwing 3.0 innings, allowing just one run, after left fielder **Mitch Canham** threw 3.0 scoreless innings with 3 strikeouts. After Springfield scored three in the 8th to tie the game at 3-3, it stayed tied until the 20th, when catcher **Juan Graterol** put the Naturals ahead with a two-run homer with two outs in the inning, the team's third long ball of the game.

HOME/AWAY

Home Games 6-7
Away Games 9-6

TIME OF DAY

Night Games 12-10
Day Games 3-3

MONTH

April 9-11
May 6-2
June
July
August
September

OPPONENT

vs. Amarillo 3-3
vs. Arkansas
vs. Corpus Christi
vs. Frisco 4-2
vs. Midland
vs. San Antonio
vs. Springfield 5-4
vs. Tulsa
vs. Wichita 3-4

DAY OF THE WEEK

on Monday
on Tuesday 2-3
on Wednesday 4-0
on Thursday 1-3
on Friday 3-2
on Saturday 2-3
on Sunday 3-2

THIS WEEK'S HOMESTAND

Record 1-0
Team Batting Average (.367)
Home Runs 2
Runs/Runs Per Game 7/7.0
Team ERA 4.00
Strikeouts 9
Saves/Opportunities 1/1

THIS WEEK IN NATURALS BASEBALL

MONDAY	TUESDAY	WEDNESDAY	THURSDAY	FRIDAY	SATURDAY	SUNDAY
5/9 OFF	5/10 vs. Wichita W, 7-4	5/11 vs. Wichita 7:05 PM	5/12 vs. Wichita 7:05 PM	5/13 vs. Wichita 7:05 PM	5/14 vs. Wichita 6:05 PM	5/15 vs. Wichita 2:05 PM



FOLLOW THE LEADER

Manager Chris Widger enters his first season at the helm of the Naturals, after previous stops in *Advanced Rookie* Burlington (2019) and *High-A* Quad Cities (2021) managing Royals affiliates.

- 19 of the Naturals' 27 active players played for Widger with the Quad Cities River Bandits last season.
- 11 of the Naturals' 27 active players played under Widger with the Burlington Royals, then in Quad Cities and now in Northwest Arkansas: **Dante Biasi, Jonah Dipoto, Maikel Garcia, Michael Massey, Jake Means, Drew Parrish, Zack Phillips, Logan Porter, John Rave, Patrick Smith** and **Ángel Zepa**.

TOOLS TEAM

Five Naturals players were listed in *Baseball America's* 2022 Best Tools Survey of the Kansas City Royals' organization.

- CF **Nick Loftin** is rated as having the "*Best Strike-Zone Discipline*" in the system.
- SS **Maikel Garcia** is rated as having the "*Best Infield Arm*" in the system.
- RF **Seuly Matias** is rated as having the "*Best Outfield Arm*" in the system.
- LHP **Asa Lacy** is rated as having the "*Best Slider*" in the system.
- LHP **Ángel Zepa** is rated as having the "*Best Control*" in the system.

WHAT YOU KNOW ABOUT PITCHING DEEP?

Last week against Springfield, Naturals starting pitchers combined to throw 27.2 innings (out of 52.0 played, or 53%), the most the rotation has collectively offered in a series this season, including three performances of 5.0 innings or more.

- As a staff, the Naturals 4.50 ERA in the month of May ranks 3rd in the Texas League, with four of eight starts lasting 5.0 innings or longer.
- Across eight May games, Naturals starting pitchers have a 3.93 ERA (16 ER in 36.2 IP) with 40 strikeouts (9.82 K/9) and a .205 opponents' average.
- Reigning Texas League Pitcher of the Week **Drew Parrish** has thrown 5.0 innings or more in each of his last five outings, including a pair of scoreless starts, 6.0 innings on 4/26 vs. AMA and 5/7 @ SPR.

NATURALS IN THE SHOW

In last Tuesday's 7-1 win for the Kansas City Royals, 2021 Natural MJ Melendez hit seventh and served as the Royals' DH, becoming the 113th player to debut in the Majors after spending time in Northwest Arkansas, the fourth in the 2022 MLB Season.

- Bobby Witt Jr. was Naturals alum 110 to reach the Majors, debuting on April 7 ... Collin Snider was the 111th on April 9 ... Yunior Martí became the 112th Naturals alum to reach the Majors, debuting with the San Francisco Giants on April 12.

EXTREME ENDS OF THE SPECTRUM

When looking at the Naturals' numbers one game to the next, it appears rather black and white with what leads to a win or loss.

- When scoring five runs or less, the Naturals are just 2-12, while 13-1 when scoring six runs or more.
- The Naturals are 4-11 when recording nine hits or less, but 11-2 when recording 10 hits or more.
- The Naturals are 15-2 when out-hitting their opponent or hits are tied, but 0-11 when out-hit by their opponent.
- When the Naturals score first, they are 12-5, whereas 3-8 when the opponent scores first.

Yo, You WANNA SEE SOME REAL SPEED?

Through 28 games, the Naturals have stolen 39 bases in 49 attempts (average 1.39 steals/game) and pulled off a double steal 6 times.

- 39 steals ranks third in the Texas League, eighth in Double-A and tied for 30th in the Minors.
- Maikel Garcia's** 11 steals (in 13 attempts) ranks fourth in the Texas League and tied for seventh in all of Double-A.

GAR-SEE YA ON BASE

Shortstop **Maikel Garcia** is currently riding a 12-game hitting streak, but also has 22 walks on the season, which is tied for second in the Texas League and tied third in Double-A.

- The 12-game hitting streak is the longest on the Naturals this year, the third-longest in the Texas League this season and is the second-longest active hitting streak behind Amarillo's Dominic Fletcher (15 games) ... in the 12 games since 4/27, he's batting .388 (19-for-49) with five doubles and a .964 OPS.
- In 130 plate appearances, the Venezuelan has reached base 55 times, for a .426 on-base percentage (33 hits + 22 walks) ... he has reached at least once in 25 of the 27 games he's appeared in this season ... the only games he didn't reach base were back-to-back games, on April 23 & 26 ... he's also reached base at least twice in 17 of 25 games where he has reached base.
- Garcia ranks among the Texas League leaders, ranking tied third in walks (22), fourth in steals (11), fifth in runs scored (26) and tied sixth in hits (33).
- Garcia drew at least one walk in each of the first five games he played, while walking twice or more on four occasions. He collected his first three-walk game on 4/13 in the Naturals' 8-5 win over Wichita.

NATE IS GREAT

Utility man **Nate Eaton** has been a consistent presence in the Naturals lineup all season along, playing all over the diamond for Northwest Arkansas as well.

- Eaton's .309 average is third among qualified Naturals hitters, while he ranks fourth on the team with 30 hits and 44 total bases..
- Between April 23 and May 1, Eaton collected an eight-game hitting streak, going 15-for-31 (.484 average) with two homers, six runs batted in, four steals and a 1.285 OPS ... this streak ranks second on the team in 2022, behind Maikel Garcia's active 11 game streak.
- With 15 starts (131.0 innings) at third base, 4 starts (36.0 innings) in right field, 3 starts (27.0 innings) in left field and one start at shortstop (9.0 innings), the VMI product is the only Naturals player who has spent time at more than three positions in the field.

It's GONNA BE MASSEY

Since the calendar flipped to May, second baseman **Michael Massey** has been one of the top hitters in the Texas League, batting at a .480 (12-for-25) average with a 1.185 OPS across even games, while driving in 11 runs.

- After two slow weeks to start the season, Massey has turned things around, raising his batting average over 100 points, from .213 after April 21 to the team-best .330 it sits at now.
- His hot streak began April 22, homering in three consecutive games, April 22 to 24 in Frisco and went from having no homers through the first 11 games of the season, to having five in his last 14, tied for the team lead in that department.
- Massey has reached base in 22 of 26 games he's played this year, with already 10 multi-hit games, including four in May.
- Massey ranks among the Texas League leaders, ranking third in runs batted in (27), fifth in hits (35), tied sixth in total bases (58), eighth in batting average (.330) tied eighth in doubles (8), tied 10th in extra-base hits (13).

NUMERICAL QUICK ROSTER

#	PLAYER	POS	B/T
1	Rave, John	OF	L/L
2	Cropley, Tyler (7-IL)	C	R/R
4	Grotjohn, Ryan	INF/OF	L/R
7	Bewley, Brhet	INF/OF	R/R
8	Garcia, Maikel	INF	R/R
9	Means, Jake	INF	R/R
11	Porter, Logan	C	R/R
12	Bradley, Tucker	OF	L/L
13	Loftin, Nick	INF/OF	R/R
14	Capps, Holden	LHP	R/L
15	Marsh, Alec	RHP	R/R
16	Glendinning, Robbie	INF	R/R
17	Phillips, Zack	LHP	L/L
19	Eaton, Nathan	INF/OF	R/R
21	Lacy, Asa (7-IL)	LHP	L/L
22	Woods Jr., Stephen	RHP	R/R
25	Matias, Seuly	OF	R/R
26	Massey, Michael	INF	L/R
27	Pennington, Walter	LHP	L/L
28	Parrish, Drew	LHP	L/L
29	Willemann, Zach	RHP	R/R
32	Veneziano, Anthony	LHP	L/L
34	Cosby, Christian (7-IL)	RHP	R/R
35	Webb, Nathan (7-IL)	RHP	R/R
38	Biasi, Dante	LHP	L/L
39	Martinez, Marcelo	LHP	L/L
41	Haake, Zach (7-IL)	RHP	R/R
44	Stupienski, Gavin	INF/C	L/R
45	Del Rosario, Yefri	RHP	R/R
53	Zepa, Ángel	LHP	L/L
55	Dipoto, Jonah	RHP	R/R
57	Smith, Patrick	LHP	L/L

ALPHABETICAL QUICK ROSTER

#	PLAYER	POS	B/T
7	Bewley, Brhet	INF/OF	R/R
38	Biasi, Dante	LHP	L/L
12	Bradley, Tucker	OF	L/L
14	Capps, Holden	LHP	R/L
34	Cosby, Christian (7-IL)	RHP	R/R
2	Cropley, Tyler (7-IL)	C	R/R
45	Del Rosario, Yefri	RHP	R/R
55	Dipoto, Jonah	RHP	R/R
19	Eaton, Nathan	INF/OF	R/R
8	Garcia, Maikel	INF	R/R
16	Glendinning, Robbie	INF	R/R
41	Grotjohn, Ryan	INF/OF	L/R
41	Haake, Zach (7-IL)	RHP	R/R
21	Lacy, Asa (7-IL)	LHP	L/L
13	Loftin, Nick	INF/OF	R/R
15	Marsh, Alec	RHP	R/R
39	Martinez, Marcelo	LHP	L/L
26	Massey, Michael	INF	L/R
25	Matias, Seuly	OF	R/R
9	Means, Jake	INF	R/R
28	Parrish, Drew	LHP	L/L
27	Pennington, Walter	LHP	L/L
17	Phillips, Zack	LHP	L/L
11	Porter, Logan	C	R/R
1	Rave, John	OF	L/L
57	Smith, Patrick	LHP	L/L
44	Stupienski, Gavin	INF/C	L/R
32	Veneziano, Anthony	LHP	L/L
35	Webb, Nathan (7-IL)	RHP	R/R
29	Willemann, Zach	RHP	R/R
22	Woods Jr., Stephen	RHP	R/R
53	Zepa, Ángel	LHP	L/L

BATTING

LEFTIES	5
RIGHTIES	9
SWITCH	0

PITCHING

LEFTIES	12
RIGHTIES	6

PRO-NUN-SEE-AY-SHUNS

2 TYLER CROPLEY (crop-lee)

25 SEULY MATIAS (soo-lee mah-TEE-as)

38 DANTE BIASI (bee-AH-zee)

55 JONAH DIPOTO (dih-POH-to)

4 RYAN GROTJOHN (GROET-john)

21 ASA LACY (AY-suh)

41 ZACH HAAKE (hockey)

BENCH COACH 23: MIKE JIRSCHLE (jursch-LEE)

7 BRHET BEWLEY (Brett Bew-lee)

29 ZACH WILLEMAN (will-eh-men)

45 YEFRI DEL ROSARIO (Jeffry)

8 MAIKEL GARCIA (my-KELL gar-SEE-uh)

32 ANTHONY VENEZIANO (va-nee-zee-ah-no)

53 ANGEL ZERPA (AHN-hel SAIR-pah)



NATURALS HARDWARE SHELF

Players of the Month

TBD

Pitchers of the Month

TBD

Players of the Week (1)

April 25 to May 1: INF Michael Massey ... hit .417 (10-for-28) across six games with a league-best 19 total bases and nine runs batted in, while tied for the Texas League lead with 10 hits. His 1.221 OPS ranked third among players with at least 20 at-bats, while his .417 average tied for second among that same group.

Pitchers of the Week (1)

May 2 to May 8: LHP Drew Parrish ... threw 7.0 scoreless innings on May 7 @ Springfield ... held the Cardinals to just two hits and one walk while striking out four. He retired the first eight he faced and the final five, with five 1-2-3 frames.

ROYALS MONTHLY AWARDS (DOUBLE-A)

	NWA Naturals Player of the Month	NWA Naturals Pitcher of the Month
APRIL		
MAY		
JUNE		
JULY		
AUGUST		

QUICK FACTS

Founded	2008
Colors	Navy Blue, Burgundy, Gold and White
League	Texas League (Since 2008)
Ownership	Rich Entertainment Group
General Manager	Justin Cole (9th Season)
Home Ballpark (Capacity)	Arvest Ballpark (7,350, 6,500 seats)
Dimensions	LF- 327 LCF- 377 CF- 400 RCF- 378 RF- 325
Wall Heights	LF-LCF: 9 feet CF: 11 feet RCF-RF: 9 feet

ROSTER BREAKDOWN

Age 20	0	Native of Australia	1
Age 21	0	Native of Dominican Republic	2
Age 22	4	Native of Mexico	1
Age 23	4	Native of United States	26
Age 24	8	Native of Venezuela	2
Age 25	7	Acquired via Free Agency	12
Age 26	6	(International) 4 (Minor League) 5 (Undrafted)	3
Age 27	2	Acquired via Trade	2
Age 28	1	Acquired via First Year Player Draft	19
Age 29	0	(High School) 1 (Rounds 1-5)	5
Age 30	0	(2nd Year/College) 0 (Rounds 6-10)	5
Average Age	24 Years 194 Days	(3rd Year/College) 12 (Rounds 11-20)	1
Median Age	24	(4th+ Year/College) 5 (Rounds 21-40)	7

ROYALS TOP-30 PROSPECTS (RANKING ACCORDING TO MLB PIPELINE)

#	PLAYERS (POSITION)	OVERALL RANKING	BASEBALL AMERICA RANKING
4	Asa Lacy (LHP)	70 th Overall / 3 rd LHP	Royals 4 th / 5 th LHP
6	Nick Loftin (OF)		Royals 12 th
12	Alec Marsh (RHP)		Royals 11 th
13	Ángel Zepa (LHP)		Royals 20 th
17	Anthony Veneziano (LHP)		Royals 21 st
21	Maikel Garcia (SS)		Royals 28 th
23	Michael Massey (2B)		Royals 15 th
28	Drew Parrish (LHP)		Royals Preseason 38 th
29	Nathan Webb (RHP)		Royals 26 th
-	Zach Haake (LHP)		Royals 27 th
-	Seuly Matias (OF)		Royals Preseason 31 st
-	Nate Eaton (3B/OF)		Royals Preseason 35 th

UNIFORM RECORDS

Navy/Red	Red	White/Navy	Los Naturales	Growlin' Chickens	Fauxback
Home: 5-4 Road: 5-2	Home: 0-0 Road: 4-4	Home: 1-3 Road: 0-0	Home: 0-0 Road: 0-0	Home: 0-0 Road: 0-0	Home: 0-0 Road: 0-0
White	Grey	Navy	Los Naturales	Growlin' Chickens	Fauxback
Home: 6-3 Road: 0-0	Home: 0-0 Road: 5-4	Home: 0-4 Road: 4-2	Home: 0-0 Road: 0-0	Home: 0-0 Road: 0-0	Home: 0-0 Road: 0-0
HOME UNIFORM COMBINATIONS			ROAD UNIFORM COMBINATIONS		
Navy/Red Hat & White Jersey: 5-2			Navy/Red Hat & Navy Jersey: 0-2		
White Hat & White Jersey: 1-1			White Hat & Navy Jersey: 0-2		
Red Hat & White Jersey: 0-0			Red Hat & Navy Jersey: 0-0		
Specialty/Theme Uniforms: 0-0			Red Hat & Grey Jersey: 2-3		
			Red Hat & Navy Jersey: 2-1		

NATURALS IN-SEASON BIRTHDAYS

APRIL (3)

4/14 – Walter Pennington (24)
4/14 – Jake Means (26)
4/25 – Ryan Grotjohn (27)

MAY (5)

5/6 – Tucker Bradley (24)
5/7 – Derrick Lewis (46)
5/14 – Alec Marsh (24)
5/14 – Christian Colón (33)
5/21 – Chris Widger (51)

JUNE (2)

6/2 – Asa Lacy (23)
6/10 – Stephen Woods Jr. (27)

JULY (2)

7/11 – Zack Phillips (24)
7/12 – Logan Porter (27)

AUGUST (2)

8/10 – Marcelo Martinez (26)
8/20 – Nathan Webb (25)

SEPTEMBER (6)

9/1 – Anthony Veneziano (25)
9/3 – Jonah Dipoto (26)
9/4 – Seuly Matias (24)
9/23 – Yefri Del Rosario (23)
9/25 – Nick Loftin (24)
9/27 – Ángel Zepa (23)



NATURALS TRANSACTIONS

2022 BREAKING ROSTER

Pitchers (16): LHP Dante Biasi, LHP Holden Capps, RHP Christian Cosby, RHP Yefri Del Rosario, RHP Jonah Dipoto, RHP Zach Haake, LHP Asa Lacy, RHP Alec Marsh, LHP Drew Parrish, LHP Zack Phillips, RHP Andrés Sotillet, LHP Anthony Veneziano, RHP Nathan Webb, RHP Zach Willeman, RHP Stephen Woods Jr. and LHP Ángel Zerpa.

Catchers (3): Tyler Cropley, Sebastian Rivero, Logan Porter

Infielders (7): Nathan Eaton, Maikel Garcia, Robbie Glendinning, Ryan Grotjohn, Michael Massey, Jake Means, Gavin Stupienski

Outfielders (4): Tucker Bradley, Nick Loftin, Seuly Matias, John Rave

- 4/4 Kansas City Royals announce Breaking Roster
- 4/8 LHP **Holden Capps** placed on the development list
INF **Gavin Stupienski** placed on the development list
- 4/12 RHP **Nate Webb** placed on the 7-day injured list
- 4/16 LHP **Holden Capps** activated from the development list
- 4/19 C **Tyler Cropley** placed on the 7-day injured list
RHP **Christian Cosby** placed on the 7-day injured list
INF **Gavin Stupienski** activated from the development list
- 4/21 LHP **Walter Pennington** transferred to Northwest Arkansas (AA) from Quad Cities (A+)
- 4/23 RHP **Zach Haake** placed on the 7-day injured list
RHP **Patrick Halligan** transferred to Northwest Arkansas (AA) from Columbia (A)
- 4/26 RHP **Patrick Halligan** transferred to Quad Cities (A+) from Northwest Arkansas (AA)
- 4/28 RHP **Ándres Sotillet** transferred to Omaha (AAA) from Northwest Arkansas (AA)
- 5/3 INF **Ryan Grotjohn** placed on the Development List
INF **Brhet Bewley** activated from the Quad Cities Injured List and transferred to Northwest Arkansas (AA)
LHP **Patrick Smith** transferred to Northwest Arkansas (AA) from Quad Cities (A+)
LHP **Marcelo Martinez** transferred to Northwest Arkansas (AA) from Omaha (AAA)
- 5/8 C **Sebastian Rivero** recalled by Kansas City (MLB) from Northwest Arkansas (AA)
- 5/9 C **Sebastian Rivero** optioned to Northwest Arkansas (AA)
C **Sebastian Rivero** recalled by Kansas City (MLB) from Northwest Arkansas (AA)
- 5/10 LHP **Asa Lacy** placed on the 7-day injured list
INF **Ryan Grotjohn** activated from the Development List

**#36 CHRIS WIDGER • MANAGER**


- Chris Widger will manage the Naturals after guiding the River Bandits to a High-A Central championship in their first season as a Kansas City affiliate in 2021. In doing so, he was named the Minor League Manager of the Year by *Baseball America* following the 2021 season.
- 2022 marks Widger's seventh year in the Royals' organization, as he was slated to manage Advanced-A Wilmington in 2020 and led Burlington to the Appalachian League Championship Series in his first season as Manager in 2019. Prior to that, he was Wilmington's Bench Coach from 2016-18.
- Before joining the Royals organization, he managed the Independent League Camden Riversharks in 2015 and was their Pitching Coach from 2012-14.
- A third-round pick by Seattle in the 1992 Draft, Widger played in parts of 10 seasons in the Majors with the Mariners (1995-96, 2000), Expos (1997-2000), Yankees (2002), Cardinals (2003), White Sox (2005-06) and Orioles (2006), winning a World Series with Chicago in 2005.
- Widger and his wife, Whitney, reside in Pennsville, N.J., with their children: C.J., Ashlynn and Skylar.

**#43 DERRICK LEWIS • PITCHING COACH**

- Derrick Lewis is in his third season with the Royals' organization and second as pitching coach at Northwest Arkansas.
- He spent the previous 16 seasons in the Atlanta Braves' organization, the first 14 as a Minor League pitching coach and the last two as the Pitching Coordinator.
- Pitching coach timeline: 2004-07: GCL Braves (Gulf Coast League, RK)... 2008-10: Danville Braves (Appalachian League, RK)... 2011-13: Rome Braves (South Atlantic League, A)... 2014: Lynchburg Hillcats (Carolina League, A+)... 2015-2016: Carolina Mudcats (Carolina League, A+)... 2017: Mississippi Braves (Southern League, AA)
- He played seven seasons in the Braves' organization from 1997-2003, after being selected in the 20th round of the 1997 draft.
- Lewis and his wife, Roslyn, reside in Charlotte, North Carolina, with their daughter, Skye and Son, Lake.

**#6 ABRAHAM NÚÑEZ • HITTING COACH**

- Abraham Núñez enters his fourth season as Northwest Arkansas' hitting coach after serving in the same capacity with High-A Wilmington (2015-2018), Class-A Lexington (2014), Rookie Advanced Burlington (2013) and the Dominican Royals (2012).
- Núñez played for parts of 12 seasons in the Majors with the Pirates (1997-2004), Cardinals (2005), Phillies (2006-2007) and Mets (2008). A switch-hitter, he owns a career average of .242 as a utility infielder in the big leagues, primarily playing third base, but could play all four infield positions.
- His best season came in 2005 when he batted .285 in 139 games for the National League Champion St. Louis Cardinals.
- Lifetime .346 (9-for-28) hitter in the postseason, including the 2005 National League Championship Series with St. Louis when he hit .385, though did not play in the World Series.
- Born in Santo Domingo, Dominican Republic, he now resides in Hudson, Massachusetts.

**#27 CHRISTIAN COLÓN • ASSISTANT HITTING COACH**

- Christian Colón returns to the organization as the Naturals Assistant Hitting Coach in 2022, following a 12-year professional career.
- He was the Royals first-round pick in the 2010 MLB Draft, scored the winning run in the 2014 AL Wild Card game and had the game-winning hit in the title-clinching Game 5 of the 2015 World Series.
- After being drafted in 2010, Colón ascended to Northwest Arkansas by 2011 and between 2011, 2012 and 2014, played 202 games for the Naturals ... In 2011, Colón led the Texas League in sacrifices (21), while leading the team in at-bats (491) and hits (126). His 21 sacrifices that season are the most a Naturals player has ever recorded in a single season, while 28 overall are tied for the club record.
- During his playing career, he made stops in Miami (2017) and Cincinnati (2019-20) ... spent 2021 with the Rich Baseball-owned Buffalo Bisons (Triple-A, Toronto) before announcing his retirement.
- He also played in parts of four seasons in the Puerto Rican Winter League.
- Christian lives in Cave Springs, Ark. (15 minutes North of Arvest Ballpark) with his wife, Kayla, and three daughters, Marley, Mia and Lucy.

**#23 MIKE JIRSCHLE • BENCH COACH**

- Mike Jirschle enters his first season as the Bench Coach for Northwest Arkansas after spending last season in the same role for Manager Chris Widger in Quad Cities.
- He served as a Special Assistant to the General Manager in 2020 and was on the Royals coaching staff as the Third Base Coach from 2014-19 and won the World Series in 2015.
- Jirschle previously managed the Triple-A Omaha franchise for 11 seasons (2003-13), leading the team to four division titles, three-straight trips to the Pacific Coast League championship round (2011-13), two PCL titles (2011, 2013) and a Triple-A Championship in 2013.
- He earned the 2011 Mike Coolbaugh Award for outstanding baseball work ethic, knowledge of the game and skill in mentoring young players on the field.
- Prior to his 11-year stint with Omaha, he served as the Royals Minor League Infield Coordinator for four years (1998-2002), while he held managerial positions with Omaha (1995-97), Wilmington (1994), Rockford (1993) and the Gulf Coast Royals (1992).
- Jirschle was originally selected by the Texas Rangers in the fifth round of the 1977 MLB Draft and played in 999 minor league games over 13-plus seasons in the Rangers and Royals systems.

**DANNY ACCOLA • CERTIFIED ATHLETIC TRAINER**

- Danny Accola is entering his seventh season with the Royals organization and first as the certified athletic trainer with the Naturals, after serving in the same role with the Quad Cities in 2021.
- He was slated to serve in that role with Wilmington in 2020 and previously filled those roles with Lexington in 2019, Burlington from 2017-18 and with Surprise in 2016.
- Accola graduated from the University of Central Missouri in 2014 and previously held an athletic training internship with the Denver Broncos in 2013.

**C.J. MIKKELSEN • STRENGTH & CONDITIONING COACH**

- C.J. Mikkelsen will serve as the Northwest Arkansas Strength & Conditioning Coach for the second consecutive season, after being slated to fill that same role at Idaho Falls in 2020.
- He graduated in December 2019 with a master's degree in sports physiology from Texas A&M University, where he also worked as a Sports Performance Graduate Intern.
- Mikkelsen earned his bachelor's degree in exercise and wellness from Arizona State University in 2016. He resides in Desert Hills, Arizona.

**DREW EPPERSON**
VIDEO COORDINATOR**MITCH MEYER**
VIDEO COORDINATOR



Angel Zerpa - Pitching - Stat Splits - 2022 - Regular Season

Split	Team	W	L	ERA	G	GS	CG	SHO	SV	IP	H	R	ER	HR	HB	BB	IBB	SO	WHIP	AVG	AB	WP	BK	GIDP	TBF	NP-S
Home Games	NWA	0	0	2.00	2	2	0	0	0	9.0	11	2	2	0	0	1	0	7	1.33	.333	33	0	1	2	34	132 - 87
Away Games	NWA	1	1	9.00	2	2	0	0	0	7.0	10	7	7	2	1	3	0	5	1.86	.323	31	3	0	0	35	134 - 78
Day Games	NWA	0	1	31.50	1	1	0	0	0	2.0	6	7	7	2	1	2	0	0	4.00	.500	12	2	0	0	15	57 - 28
Night Games	NWA	1	0	1.29	3	3	0	0	0	14.0	15	2	2	0	0	2	0	12	1.21	.288	52	1	1	2	54	209 - 137
On Grass	NWA	1	1	5.06	4	4	0	0	0	16.0	21	9	9	2	1	4	0	12	1.56	.328	64	3	1	2	69	266 - 165
April	NWA	1	1	5.06	4	4	0	0	0	16.0	21	9	9	2	1	4	0	12	1.56	.328	64	3	1	2	69	266 - 165
On Thursdays	NWA	0	0	3.60	1	1	0	0	0	5.0	5	2	2	0	0	1	0	3	1.20	.294	17	0	1	2	18	74 - 49
On Fridays	NWA	1	0	0.00	1	1	0	0	0	5.0	4	0	0	0	0	1	0	5	1.00	.211	19	1	0	0	20	77 - 50
On Saturdays	NWA	0	0	0.00	1	1	0	0	0	4.0	6	0	0	0	0	0	0	4	1.50	.375	16	0	0	0	16	58 - 38
On Sundays	NWA	0	1	31.50	1	1	0	0	0	2.0	6	7	7	2	1	2	0	0	4.00	.500	12	2	0	0	15	57 - 28
In games following a win	NWA	0	0	3.60	1	1	0	0	0	5.0	5	2	2	0	0	1	0	3	1.20	.294	17	0	1	2	18	74 - 49
In games following a loss	NWA	1	1	5.73	3	3	0	0	0	11.0	16	7	7	2	1	3	0	9	1.73	.340	47	3	0	0	51	192 - 116
Starter	NWA	1	1	5.06	4	4	0	0	0	16.0	21	9	9	2	1	4	0	12	1.56	.328	64	3	1	2	69	266 - 165

Angel Zerpa - Opposing Hitting - Stat Splits - 2022 - Regular Season

Split	Team	AVG	G	AB	R	H	2B	3B	HR	RBI	BB	IBB	SO	SB	CS	OBP	SLG	OPS	HBP	SAC	SF	GIDP
vs Left	NWA	.250	4	20		5	0	0	0	2	1	0	8			.318	.250	.568	1	0	0	0
vs Right	NWA	.364	4	44		16	2	0	2	6	3	0	4			.404	.545	.949	0	0	0	2
Team is ahead	NWA	.343	3	35		12	1	0	0	2	1	0	7			.361	.371	.732	0	0	0	0
Team is behind	NWA	.400	1	10		4	1	0	1	4	2	0	0			.538	.800	1.338	1	0	0	0
Score is tied	NWA	.263	3	19		5	0	0	1	2	1	0	5			.300	.421	.721	0	0	0	2
Batting First	NWA	.778	4	9		7	0	0	0	0	0	0	0			.778	.778	1.556	0	0	0	0
Batting Second	NWA	.286	4	7		2	0	0	1	3	2	0	3			.444	.714	1.158	0	0	0	1
Batting Third	NWA	.125	4	8		1	0	0	0	1	0	0	3			.125	.125	.250	0	0	0	0
Batting Fourth	NWA	.143	4	7		1	0	0	0	1	1	0	1			.250	.143	.393	0	0	0	0
Batting Fifth	NWA	.250	4	8		2	1	0	1	2	0	0	3			.250	.750	1.000	0	0	0	1
Batting Sixth	NWA	.286	4	7		2	0	0	0	0	1	0	0			.375	.286	.661	0	0	0	0
Batting Seventh	NWA	.143	4	7		1	1	0	0	1	0	0	0			.143	.286	.429	0	0	0	0
Batting Eighth	NWA	.500	4	6		3	0	0	0	0	0	0	2			.500	.500	1.000	0	0	0	0
Batting Ninth	NWA	.400	4	5		2	0	0	0	0	0	0	0			.500	.400	.900	1	0	0	0
Leading Off	NWA	.438	4	16		7	0	0	0	0	0	0	1			.438	.438	.876	0	0	0	0
First Inning	NWA	.333	4	18	3	6	0	0	2	3	1	0	4	0	0	.368	.667	1.035	0	0	0	1
Second Inning	NWA	.286	4	14	4	4	1	0	0	3	3	0	0	0	0	.444	.357	.801	1	0	0	0
Third Inning	NWA	.333	3	12	0	4	0	0	0	0	0	0	3	0	0	.333	.333	.666	0	0	0	0
Fourth Inning	NWA	.273	3	11	1	3	0	0	0	1	0	0	3	0	0	.273	.273	.546	0	0	0	1
Fifth Inning	NWA	.444	2	9	1	4	1	0	0	1	0	0	2	0	0	.444	.556	1.000	0	0	0	0
Bases Empty	NWA	.351	4	37		13	0	0	1	1	3	0	5			.400	.432	.832	0	0	0	0
Runner at 1st	NWA	.357	4	14		5	1	0	1	3	0	0	1			.400	.643	1.043	1	0	0	2
Runner at 2nd	NWA	.333	3	6		2	1	0	0	2	0	0	1			.333	.500	.833	0	0	0	0
Runners at 1st & 2nd	NWA	.200	3	5		1	0	0	0	0	0	0	4			.200	.200	.400	0	0	0	0
Runners at 1st & 3rd	NWA	.000	0	0		0	0	0	0	0	0	0	0			.000	.000	.000	0	0	0	0
Runners at 2nd & 3rd	NWA	.000	1	1		0	0	0	0	0	0	0	1			.000	.000	.000	0	0	0	0
Bases Loaded	NWA	.000	1	1		0	0	0	0	2	1	0	0			.500	.000	.500	0	0	0	0
Runners On	NWA	.296	4	27		8	2	0	1	7	1	0	7			.345	.481	.826	1	0	0	2
Scoring Position	NWA	.231	4	13		3	1	0	0	4	1	0	6			.286	.308	.594	0	0	0	0
No Outs	NWA	.417	4	24		10	1	0	1	5	1	0	3			.462	.583	1.045	1	0	0	1
One Out	NWA	.300	4	20		6	0	0	0	1	1	0	5			.333	.300	.633	0	0	0	1
Two Outs	NWA	.250	4	20		5	1	0	1	2	2	0	4			.318	.450	.768	0	0	0	0
Ahead in Count	NWA	.227	4	22		5	1	0	0	1	0	0	6			.227	.273	.500	0	0	0	1
Behind in Count	NWA	.333	4	27		9	1	0	0	3	4	0	5			.419	.370	.789	0	0	0	1
0-0 Count	NWA	.600	4	5		3	0	0	1	3	0	0	0			.600	1.200	1.800	0	0	0	0
0-1 Count	NWA	.200	4	5		1	0	0	0	0	0	0	0			.200	.200	.400	0	0	0	0
0-2 Count	NWA	.250	3	8		2	0	0	0	0	0	0	3			.250	.250	.500	0	0	0	0
1-0 Count	NWA	.625	4	8		5	1	0	0	1	0	0	0			.625	.750	1.375	0	0	0	0
1-1 Count	NWA	.500	4	6		3	0	0	1	1	0	0	0			.500	1.000	1.500	0	0	0	0
1-2 Count	NWA	.222	4	9		2	1	0	0	1	0	0	3			.222	.333	.555	0	0	0	1
2-0 Count	NWA	.000	1	1		0	0	0	0	0	0	0	0			.000	.000	.000	0	0	0	1
2-1 Count	NWA	.400	4	5		2	0	0	0	1	0	0	0			.400	.400	.800	0	0	0	0
2-2 Count	NWA	.250	2	4		1	0	0	0	0	0	0	1			.400	.250	.650	1	0	0	0
3-0 Count	NWA	.000	1	0		0	0	0	0	1	1	0	0			1.000	.000	1.000	0	0	0	0
3-1 Count	NWA	.250	4	4		1	0	0	0	0	2	0	0			.500	.250	.750	0	0	0	0
3-2 Count	NWA	.111	4	9		1	0	0	0	0	1	0	5			.200	.111	.311	0	0	0	0
Pitcher	NWA	.328	4	64		21	2	0	2	8	4	0	12			.377	.453	.830	1	0	0	2



#53 ANGEL ZERPA

BORN: Sept. 27, 1999 in Valle De La Pascua, Venezuela (Age 22)

HEIGHT/WEIGHT: 6-0/220 lbs

SEASON WITH NATURALS: 2nd Season

SIGNED: July 26, 2016 – As an International Free Agent

ADDED TO 40-MAN ROSTER: November 20, 2020

MLB DEBUT: Sept. 30, 2021 vs. CLE: 5.0 IP, 5 H, 2 R, 4 K

MLB SERVICE TIME: 4 Days

SCOUTING REPORT

Ranked by Baseball America as the No. 20 Royals prospect
Ranked by MLB Pipeline as the No. 13 Royals prospect

Listed as having the "Best Control" among Royals' pitching prospects in the 2022 Best Tools survey from BA ... has really good pitchability ... his lower arm slot adds an element of deception to his arsenal and helps his raw stuff play up.

FASTBALL: Ranges 91-96, ticked up last season ... has a four-seamer that he commands to his glove side and two-seamer with good movement that he uses when he falls behind in the count.

SLIDER: Ranges 85-88, with slurve motion, late bite and sweep ... has loop to it, but still lands sharply like a slider.

CHANGEUP: Sits 86-87, above-average pitch that's firm and hard to pick up with his low arm slot.

2022 SEASON

- Did not strike out a batter across 2.0 innings on 4/10 @ SPR, allowing 7 runs on 6 hits with two walks and a hit batter
- Pitched 4 scoreless innings on 4/16 vs. Wichita, did not walk a batter, struck out 4 ... retired 10 of the last 13 he faced
- Threw 5.0 scoreless innings 4/22 @ Frisco, struck out a season-high five and earned his first win of the season.
- Did not allow a run across two starts, 4/16 and 4/28 ... 12.1 scoreless innings between 4/10 and 4/28.

CAREER NOTES

2021

- Began the season in Quad Cities (A+) and after stops with Northwest Arkansas (AA) and Omaha (AAA), made his Major League debut on September 30 vs. Cleveland.
- Started Opening Day for the High-A River Bandits and made eight starts, going 4-0 with a 2.59 ERA (12 ER in 41.2 IP) with 53 strikeouts and just eight walks.
- Assigned to the Naturals from Quad Cities on June 21 and made 13 starts for NW Arkansas, went 0-3 with a 5.96 ERA.
- Assigned to Triple-A Omaha on September 26 and made one start before getting called up to Kansas City.
- 108 strikeouts between the three MiLB levels ranked 8th among Royals minor pitchers, as did 88.1 innings pitched ... 3.86 K/BB and 11.00 K/9 rank as the 5th and 7th-best in the Royals organization among pitchers with at least 70.0 IP.
- Called up for an MLB spot start on 9/30 at Kauffman Stadium ... pitched 5.0 innings against Cleveland, allowed two runs with four strikeouts.

2019

- Began the year with the Idaho Falls Chukars (R), but was assigned to the Burlington Royals (R) on June 18 and spent the rest of the season with the B-Royals the Appalachian League... Tied for second in the Appalachian League in wins with 6.
- Named Appalachian League Pitcher of the Week on August 11, two days after holding Danville to one hit over 5.0 scoreless innings, with nine strikeouts.
- Did not allow a run over his final four regular season starts with Burlington, pitching 15.0 innings and striking out 22, while allowing just six hits and two walks.
- Scoreless streak extended into the postseason, totaling at 22.0 scoreless frames... Made two starts for Burlington in the postseason, first earning the win in Game 1 of the semifinals vs. the Pulaski Yankees, throwing 5.0 scoreless innings, allowing two hits and one walk, while striking out seven in a 6-0 victory.

2018

- Spent the entire season with the Surprise Royals (R) ... Had six losses, which ranked second-most in the Arizona League.
- Allowed five earned runs (4.2 IP) in his July 3 start vs. ERA (10 ER in 40.0 IP) in his other nine appearances, allowing one earned run on Aug. 3 vs. the Rangers ... held opponents to a 2.25 ERA (10 ER in 40.0 IP) in his other nine appearances, allowing one earned run or fewer in his other five starts, or fewer in his other five starts.

2017

- Named a Dominican Summer League All-Star by Baseball America.
- Five of his 12 starts in his professional debut were scoreless, including a 4-2 win on July 20 at DSL Astros Blue, in which he allowed just five hits and no walks, with a career-high 10 strikeouts.

SEASON / CAREER HIGHS

SEASON	CAREER
Last: 4/28/22 vs. Amarillo 5.0, 2x	INNINGS PITCHED 6.0, 6x Last: 7/21/21 @ Tulsa
Last: 4/16/22 vs. Wichita 6, 2x	HITS ALLOWED 11, 2x Last: 7/26/19 @ Princeton
4/10/22 @ Springfield 7	RUNS ALLOWED 9 7/26/19 @ Princeton
4/10/22 @ Springfield 7	EARNED RUNS ALLOWED 9 7/26/19 @ Princeton
4/10/22 @ Springfield 2	HOME RUNS ALLOWED 3 7/26/19 @ Princeton
4/10/22 @ Springfield 2	WALKS ALLOWED 4, 2x Last: 8/18/18 @ AZL Mariners
4/22/22 @ Frisco 5	STRIKEOUTS 10 7/20/17 @ DSL Astros Blue
4/22/22 @ Frisco 20	BATTERS FACED 25 6/16/21 vs. Wisconsin
4/22/22 @ Frisco 77	PITCHES THROWN 88 5/11/21 vs. Cedar Rapids
4/10/22 to 4/28/22 12.1 IP	SCORELESS STREAK 17.0 IP 8/2/19 to 8/26/19

ZERPA 2022 RUN SUPPORT (STARTS ONLY)

RUNS SCORED	0	1	2	3	4	5	6	7	8	9	10+
Games			1		2						1
PLAYER W-L		0-1			0-0						1-0
Team W-L		0-1			0-2						1-0

2022 GAME-BY-GAME (NORTHWEST ARKANSAS, AA)

DATE	OPPONENT	RES	LEFT GAME	DEC	IP	H	R	ER	HR	HB	BB	SO	BF	NP-5
4/10/22	@ Springfield	L, 10-5	End 2nd, losing 7-2	L	2.0	6	7	7	2	1	2	0	15	57-28
4/16/22	vs. Wichita	L, 6-5 (10)	End 4th, winning 4-0	-	4.0	6	0	0	0	0	0	4	16	58-38
4/22/22	@ Frisco	W, 11-2	End 5th, winning 11-0	W	5.0	4	0	0	0	0	1	5	20	77-50
4/28/22	vs. Amarillo	L, 9-5	End 5th, winning 4-2	-	5.0	5	2	2	0	0	1	3	18	74-49

2022 ZERPA BATTED BALL STATISTICS

BABIP	GB/FB	LD%	GB%	FB%	IFFB%	HR/FB	Pull%	Cent%	Oppo%	SwStr%
.380	4.25	17.6%	66.7%	15.7%	12.5%	25.0%	42.3%	23.1%	34.6%	7.2%

ZERPA vs. WICHITA IN 2022

W	L	ERA	G	GS	CG	SHO	GF	HLD	SV	SVO	IP	H	R	ER	HR	HB	BB	IBB	SO	WHIP	AVG
0	0	0.00	1	1	0	0	0	0	0	0	4.0	6	0	0	0	0	0	0	4	1.50	.375

ZERPA vs. WICHITA HITTERS IN 2022

PLAYER	AVG	AB	H	2B	3B	HR	RBI	BB	SO	PLAYER	AVG	AB	H	2B	3B	HR	RBI	BB	SO
Wallner, M	.000	2	0	0	0	0	0	0	2	Isola, A	.000	2	0	0	0	0	0	0	0
Ortega, D	.000	2	0	0	0	0	0	0	1	Martin, A	1.000	2	2	0	0	0	0	0	0
Sturgeon, C	.000	2	0	0	0	0	0	0	1	Merrell, K	1.000	1	1	0	0	0	0	0	0
Bechtold, A	1.000	1	1	0	0	0	0	0	0	Steer, S	.500	2	1	0	0	0	0	0	0
Helman, M	.500	2	1	0	0	0	0	0	0										

MINOR LEAGUE CAREER

SEASON	TEAM	W	L	ERA	G	GS	CG	SHO	SV	SV	IP	H	R	ER	HR	HB	BB	IBB	SO	WHIP	AVG	AB	WP	BK	GIDP	TBF	NP-5
2017	DSL Royals (R)	3	4	1.84	14	12	0	0	0	0	63.2	47	15	13	0	6	11	0	39	0.91	.208	226	2	0	6	247	367-309
2018	AZL Royals (R)	3	6	3.88	11	7	0	0	0	1	48.2	52	30	21	5	1	12	0	34	1.32	.277	188	2	1	4	203	330-267
2019	2 Teams	6	3	3.40	13	12	0	0	0	0	55.2	46	21	21	6	2	14	0	55	1.08	.223	206	2	0	5	223	884-604
	Idaho Falls (R)	0	0	4.15	1	1	0	0	0	0	4.1	5	2	2	0	0	1	0	4	1.38	.278	18	1	0	0	20	78-56
	Burlington (R)	6	3	3.33	12	11	0	0	0	0	51.1	41	19	19	6	2	13	0	51	1.05	.218	188	1	0	5	203	806-548
2020											Did not play (no minor league season)																
2021	3 MiLB Teams	4	4	4.58	22	22	0	0	0	0	88.1	85	45	45	10	3	28	0	108	1.28	.250	340	8	1	3	374	1474-970
	Quad Cities (A+)	4	0	2.59	8	8	0	0	0	0	41.2	32	12	12	2	2	8	0	53	0.96	.205	156	0	0	0	167	637-444
	NW Arkansas (AA)	0	3	5.96	13	13	0	0	0	0	45.1	51	30	30	7	1	19	0	54	1.54	.287	178	8	1	3	200	803-506
	Omaha (AAA)	0	1	20.25	1	1	0	0	0	0	1.1	2	3	3	1	0	1	0	1	2.25	.333	6	0	0	0	7	34-20
	KANSAS CITY (MLB)	0	1	0.00	1	1	0	0	0	0	5.0	3	2	0	0	0	1	0	4	0.80	.176	17	0	0	0	20	68-44
2022	NW Arkansas (AA)	1	1	5.06	4	4	0	0	0	0	16.0	21	9	9	2	1	4	0	12	1.56	.328	64	3	1	2	69	266-165
	MLB TOTALS (1 SEASON)	0	1	0.00	1	1	0	0	0	0	5.0	3	2	0	0	0	1	0	4	0.80	.176	17	0	0	0	20	68-44
	MLB TOTALS (5 SEASONS)	17	18	3.60	64	57	0	0	0	1	272.1	251	120	109	23	13	69	0	248	1.18	.245	1024	17	3	20	1116	3321-2315



PLAYER

QUICK NOTES


CAREER HIGHS



14 HOLDEN CAPPS
LHP • R/L • 6'1" • 194 lbs • 3/24/1995 (27)
2017 MLB Draft – Round 8 (U. of Central Oklahoma)
Born/Resides: Lawton, Oklahoma




17 ZACK PHILLIPS
LHP • L/L • 6'1" • 170 lbs • 7/11/1998 (23)
2019 MLB Draft – Round 27 (Ole Miss)
Born: Sierra Vista, Arizona • Resides: Texarkana, Arkansas




18 ALEC MARSH
RHP • R/R • 6'3" • 220 lbs • 5/14/1998 (23)
2019 MLB Draft – Round 7, 70th Overall (Arizona State)
Born: Waukesha, Wisc. • Resides: Milwaukee, Wisc.




21 ASA LACY *7-DAY INJURED LIST*
LHP • L/R • 6'4" • 215 lbs • 6/2/1999 (22)
2020 MLB Draft – Round 1, 4th Overall (Texas A&M)
Born: Bryan, Texas • Resides: Kerrville, Texas




22 STEPHEN WOODS JR.
RHP • R/R • 6'1" • 200 lbs • 6/10/1995 (26)
Traded from Tampa Bay – 7/21/2020
Born: New Hyde Park, N.Y. • Resides: Huntington Station, N.Y.




27 WALTER PENNINGTON
LHP • L/L • 6'2" • 205 lbs • 4/14/1998 (24)
Signed 8/19/2020 as an Undrafted Free Agent
Born: Englewood, Colorado • Resides: Broomfield, Colorado




28 DREW PARRISH
LHP • L/L • 5'11" • 195 lbs • 12/8/1997 (24)
2019 MLB Draft – Round 8 (Florida State)
Born: Cape Canaveral, Florida • Resides: Rockledge, Florida




29 ZACH WILLEMANN
RHP • R/R • 6'3" • 215 lbs • 3/27/1996 (26)
Traded from Los Angeles (NL) as PTBNL – 10/20/2021
Born/Resides: Napoleon, Ohio




32 ANTHONY VENEZIANO
LHP • L/L • 6'6" • 200 lbs • 9/1/1997 (24)
2019 MLB Draft – Round 10 (Costal Carolina)
Born/Resides: Hackettstown, New Jersey




38 DANTE BIASI
LHP • L/L • 6'0" • 200 lbs • 12/22/1996 (25)
2019 MLB Draft – Round 6 (Penn State)
Born: Wilkes Barre, Penn. • Resides: Hazleton, Penn.



39 MARCELO MARTINEZ
LHP • L/L • 6'2" • 190 lbs • 8/10/1996 (25)
Signed 3/7/2018 as an International Free Agent
Born/Resides: Reynosa, México



45 YEFERI DEL ROSARIO
RHP • R/R • 6'2" • 180 lbs • 9/23/1999 (22)
Signed 12/5/2017 as a Minor League Free Agent
Born/Resides: Miches, Dominican Republic



53 ÁNGEL ZERPA
LHP • L/L • 6'0" • 220 lbs • 9/27/1999 (22)
Signed 6/26/2016 as an International Free Agent
Born: Valle De La Pascua, Venez. • Resides: Anaco, Venez.



55 JONAH DIPOTO
RHP • R/R • 6'1" • 225 • 9/3/1996 (25)
2019 MLB Draft – Round 35 (University of San Diego)
Born: Queens, New York • Resides: San Diego, California



57 PATRICK SMITH
LHP • L/L • 6'2" • 215 lbs • 10/14/1996 (25)
2019 MLB Draft – Round 33 (Purdue University)
Born: Elk Grove, Illinois • Resides: Schaumburg, Illinois



- 2021: Began the season on the Naturals' 60-Day IL and split the season between the Arizona Complex League, Quad Cities (A+) and NW Arkansas ... combined between three levels, went 4-2 across 22 games (three starts) with a 5.79 ERA (24 ER in 37.1 IP) and 36 strikeouts.
- 2019: Split the season between Wilmington (A+) and NW Arkansas (AA), pitching in 39 games out of the bullpen for the Blue Rocks and Naturals with a combined 2.61 ERA (15 ER in 51.2 IP) and 55 strikeouts.

2SFB, SL, CH

CONSECUTIVE BATTERS RETIRED: 2 (5/6/2022)

SCORELESS STREAK: 1.2 IP (5/6/2022)

- 2021: Split the season between Columbia (A) and Quad Cities (A+), combining to pitch in 25 games out of the bullpen with an 0-4 record, but three saves and a 2.06 ERA (11 ER in 48.0 IP) while walking just 13 and striking out 51 ... 16 of his 25 total appearances were scoreless.
- 2019: After being drafted, was assigned to Burlington (R) in the Appalachian League and pitched in 20 games out of the bullpen for the B-Royals, going 4-1 with two saves and a 2.15 ERA (9 ER in 37.2 IP), while striking out 29.

4SFB, 2SFB, CT, SL, CH

CONSECUTIVE BATTERS RETIRED: 1 (5/3/2022)

SCORELESS STREAK: 1.1 IP (5/3/2022)

- Ranked as the No. 11 prospect in the Royals' minor league system, according to *Baseball America* ... the No. 12 prospect in the Royals' organization according to MLB Pipeline.
- 2021: Broke camp with NW Arkansas (AA) and made six starts for the Naturals, before missing the rest of the year with an injury ... went 1-3 with a 4.97 ERA (14 ER in 25.1 IP) with 42 strikeouts (14.9 K/9) ... over his first 8.1 Double-A innings: 8.1 hitless and scoreless innings.

4SFB, SL, CV, CH

CONSECUTIVE BATTERS RETIRED: 2 (5/6/2022)

SCORELESS STREAK: 2.1 IP (5/6/2022)

- Ranked as the No. 4 prospect in the Royals' minor league system, according to *Baseball America*, also BA's No. 4 left-handed pitching prospect ... the No. 72 overall prospect, No. 4 prospect in the Royals' organization and No. 5 left-handed pitching prospect according to MLB Pipeline ... listed as having the "Best Slider" among KC's prospects in the 2021 AND 2022 Best Tools survey from Baseball America.
- 2021: Spent his first professional season with Quad Cities (A+) and made 14 starts with the River Bandits, going 2-5 with a 5.19 ERA (30 ER in 52.0 IP) and 79 strikeouts, before being placed on the Injured List on 7/27 and missed the rest of the season.

4SFB, CT/SL, CV, CH

CONSECUTIVE BATTERS RETIRED: 0

SCORELESS STREAK: 1.0 IP (4/12/2022)

- 2021: Spent the entire season with NW Arkansas (AA), beginning the season as a starting pitcher and finishing the year as a reliever ... in 22 games (7 starts, 15 relief appearances), went 5-7 with a 7.42 ERA (39 ER in 47.1 IP), while walking 45 and striking out 48.
- 2018-19: Missed 2018 due to injury, went 9-3 in 2019 ... selected by Kansas City with the fourth overall pick in the Rule 5 Draft (12/12/2019).
- 2016-17: Played two seasons in the Giants organization, reaching Class-A, traded to Tampa Bay December 20 in the 3B Evan Longoria deal.

4SFB, CV, CH, CT

CONSECUTIVE BATTERS RETIRED: 2 (5/8/2022)

SCORELESS STREAK: 0.1 IP (5/8/2022)

- 2022: Assigned to NW Arkansas on 4/21 ... Pitched 5.2 scoreless innings with nine strikeouts for Quad Cities (A+) across three relief outings.
- 2021: Pitched 22 games for Columbia (A), went 3-3 with a team-leading four saves and a 3.18 ERA (14 ER in 39.2 IP) and 37 strikeouts ... placed on the 7-day injured list on 8/14 ... assigned to the ACL Royals Blue (R) on 9/7 for rehab and finished his season with two games there.
- MISC: Graduated from the Colorado School of Mines with a mechanical engineering degree, threw 224.2 innings, but also hit .288 with a 1.142 OPS.

4SFB, CV, CH

CONSECUTIVE BATTERS RETIRED: 3 (5/8/2022)

SCORELESS STREAK: 1.0 IP (5/8/2022)

- Ranked as the No. 38 prospect in the Royals' minor league system, according to *Baseball America* ... the No. 29 prospect in the Royals' organization according to MLB Pipeline.
- 2021: Split the season between Quad Cities (A+) and NW Arkansas (AA), with a break in between to pitch for Team USA at the 2021 WBSC Olympic Baseball Qualifiers ... named an MiLB.com Organization All-Star ... among qualified Minor League pitchers (96.0 IP), ranked 14th in WHIP, 14th in opponents' batting average (.198) and 16th in ERA (2.83) ... named August Double-A Central Pitcher of the Month.

4SFB, CV, CH

CONSECUTIVE BATTERS RETIRED: 5 (5/7/2022)

SCORELESS STREAK: 9.0 IP (5/1/22 to 5/7/22)

- 2021: Joined the Royals as the Player to be Named Later in the deal that originally sent LHP Danny Duffy from the KC to LA on 7/30 ... spent the entire 2021 season with Tulsa (AA), going 3-2 with three saves across 33 relief appearances with a 3.78 ERA (20 ER in 47.2 IP) while striking out 59 ... 28.2% K% and 11.14 K/9 both ranked 14th in the Dodgers organization among pitchers who threw at least 45.0 innings.
- 2019: Pitched in 21 games (6 starts) for Great Lakes (A) and went 4-7 with two saves and a 5.38 ERA (48 ER in 80.1 IP) and 55 strikeouts.

4SFB, SL, CH

CONSECUTIVE BATTERS RETIRED: 3 (5/7/2022)

SCORELESS STREAK: 4.2 IP (5/1/22 to 5/7/22)

- Ranked as the No. 21 prospect in the Royals' minor league system, according to *Baseball America* ... the No. 17 prospect in the Royals' organization according to MLB Pipeline.
- 2021: Named Quad Cities (A+) Pitcher of the Year ... across 22 starts, went 6-4 with a 3.75 ERA (39 ER in 93.2 IP), while striking out an organization-best 127 and walking just 37 ... named the High-A Central Pitcher of the Year and All-Star left-handed starting pitcher.

4SFB, SL, CH

CONSECUTIVE BATTERS RETIRED: 4 (5/8/2022)

SCORELESS STREAK: 5.0 IP (5/8/2022)

- 2021: Spent the entire season with Quad Cities (A+), going 5-2 with two saves across 24 games (six starts) with a 3.77 ERA (30 ER in 71.2 IP) and 84 strikeouts ... first 16 appearances of the year all in relief, six of his last eight were starts, including four straight to end the year.
- 2019: Pitched in seven games for Burlington (R), going 1-0 with a 2.50 ERA (5 ER in 18.0 IP) and 24 strikeouts to just three walks.
- COLLEGE: Across 28 games (27 starts) at Penn State, went 6-12 with a 3.76 ERA (57 ER in 136.1 IP) while striking out 153 and walking just 69.

4SFB, SL, CH, 2SFB

CONSECUTIVE BATTERS RETIRED: 2 (5/5/2022)

SCORELESS STREAK: 2.2 IP (5/5/2022)

- 2022: Assigned to NWA on 5/3, after beginning the year in Omaha (AAA), where he went 1-2 in 5 games (3 starts) with a 6.64 ERA.
- 2021: Began the season with NWA promoted to Omaha (AAA) on 6/15, where he pitched for the rest of the season ... combined to go 6-9 with a 5.11 ERA (64 ER in 112.2 IP), led all Royals minor league pitchers with 24 starts and 112.2 innings pitched ... ranked 4th with 117 strikeouts.
- 2018-19: Burlington (R) Pitcher of the Year & Baseball America Rookie All-Star in 2018 ... split 2019 between Lexington (A) & Wilmington (A+).

4SFB, CV, CH

CONSECUTIVE BATTERS RETIRED: 6 (5/4/2022)

SCORELESS STREAK: 3.1 IP (5/4/2022)

- 2021: Spent the entire season with Northwest Arkansas, pitching in 26 games (11 starts) and going 2-4 with a 5.99 ERA (47 ER in 70.2 IP) ... ranked third on the Naturals pitching staff in strikeouts (78) and innings pitched (70.2), and fifth in both games pitched and games started.
- 2019: Did not pitch due to injury ... had a nerve issue in his right bicep, only treatment was rest.
- 2017: Posted a 3.62 ERA in 37.1 IP between the DSL & GCL Braves ... granted free agency on 11/21/2017 after MLB investigation into the Braves.

4SFB, 2SFB, SL, CH

CONSECUTIVE BATTERS RETIRED: 1 (5/8/2022)

SCORELESS STREAK: 2.0 IP (5/5/22 to 5/8/22)

- Ranked as the No. 20 prospect in the Royals' minor league system, according to *Baseball America* ... the No. 13 prospect in the Royals' organization according to MLB Pipeline ... listed as having the "Best Control" among Royals' pitching prospects in the 2022 Best Tools survey from BA.
- 2021: Began the season in Quad Cities (A+) and after stops with NW Arkansas (AA) and Omaha (AAA), made his Major League debut on Sept. 30 vs. Cleveland, pitching 5.0 innings and allowing two runs with four strikeouts ... 108 strikeouts between the three MiLB levels ranked 8th among Royals minor pitchers, as did 88.1 innings pitched.

4SFB, 2SFB, SL, CH

CONSECUTIVE BATTERS RETIRED: 2 (4/28/2022)

SCORELESS STREAK: 0.2 IP (4/28/2022)

- 2022: Pitched a scoreless Cactus League inning with a strikeout on 3/29 against his dad's Seattle Mariners.
- 2021: Pitched 22 games for Quad Cities, went 1-0 with eight saves (in 10 chances) and a 3.19 ERA (11 ER in 31.0 IP) and 39 strikeouts ... eight saves ranked tied second in the Royals' system ... 15 of his 22 outings were scoreless, only allowing more than one run three times.
- MISC: Full name is Jonah Seaver Dipoto, after Tom Seaver ... father Jerry Dipoto is currently the General Manager of the Seattle Mariners.

SI, 4SFB, SL, CH

CONSECUTIVE BATTERS RETIRED: 1 (5/6/2022)

SCORELESS STREAK: 1.2 IP (5/6/2022)

- 2022: Assigned to NWA on 5/3, after beginning the year in Quad Cities (A+), where he went 0-1 in 5 games with a 4.05 ERA and 9 strikeouts.
- 2021: Made 32 appearances between Columbia (A) and Quad Cities (A+), with a combined 3.69 ERA (22 ER in 53.2 IP) and a .214 opponents' batting average ... allowed two runs or fewer in 29 of 32 appearances, including 18 scoreless outings between the two levels.
- 2019: Made 21 appearances with Burlington (R), going 2-0 with a 3.78 ERA (14 ER in 33.1 IP) and 31 strikeouts ... ended year with 13.0 scoreless IP.

4SFB, 2SFB, CB, CH

CONSECUTIVE BATTERS RETIRED: 0

SCORELESS STREAK: 0.0 IP

IP	5.0	(5x) Last: 9/3/17 vs. Orem
K	7	(2x) Last: 7/1/18 vs. Asheville
BB	3	7/25/17 @ Missoula
H	8	(3x) Last: 9/3/17 vs. Orem
R	7	9/9/17 @ Ogden
NP	95	8/28/17 @ Ogden
IP	4.0	(3x) Last: 4/21/22 @ Frisco
K	6	7/13/21 @ Myrtle Beach
BB	4	4/9/22 @ Springfield
H	6	(2x) Last: 9/18/21 vs. South Bend
R	8	4/9/22 @ Springfield
NP	60	4/9/22 @ Springfield
IP	6.0	5/14/21 vs. Tulsa
K	11	5/14/21 vs. Tulsa
BB	4	5/28/21 vs. San Antonio
H	9	5/12/21 @ Springfield
R	4	(5x) Last: 4/30/22 vs. Amarillo
NP	85	5/8/21 @ Arkansas
IP	6.0	7/3/21 vs. Cedar Rapids
K	9	(3) Last: 7/3/21 vs. Cedar Rapids
BB	6	5/12/21 vs. Cedar Rapids
H	6	6/22/21 @ Beloit
R	5	5/30/21 @ Dayton
NP	84	4/17/22 vs. Wichita
IP	7.0	(2x) Last: 6/18/17 vs. Asheville
K	10	5/21/17 @ Charleston
BB	5	(6x) Last: 6/30/21 @ Springfield
H	10	6/18/21 @ San Antonio
R	7	6/18/21 @ San Antonio
NP	96	6/12/17 vs. Greenville
IP	3.1	7/16/21 @ Myrtle Beach
K	5	(2x) Last: 4/15/22 vs. Cedar Rapids
BB	4	7/28/21 @ Charleston
H	5	7/11/21 vs. Charleston
R	5	(2x) Last: 4/26/22 vs. Amarillo
NP	51	6/24/21 vs. Myrtle Beach
IP	7.0	(3x) Last: 5/7/22 @ Springfield
K	9	(2x) Last: 7/10/21 @ Wichita
BB	5	8/21/21 @ Tulsa
H	7	9/12/21 @ Wichita
R	5	6/10/21 @ Frisco
NP	91	8/27/21 vs. Springfield
IP	6.0	8/31/19 @ Lake County
K	7	(2x) Last: 7/3/19 vs. Lansing
BB	5	7/14/19 @ Peoria
H	11	5/19/19 vs. West Michigan
R	8	5/19/19 @ West Michigan
NP	89	8/15/19 @ West Michigan
IP	6.0	(2x) Last: 7/30/21 vs. South Bend
K	10	7/30/21 vs. South Bend
BB	5	4/9/22 @ Springfield
H	12	7/29/19 vs. Missoula
R	9	7/29/19 vs. Missoula
NP	86	7/30/21 vs. South Bend
IP	5.0	6/5/21 vs. Beloit
K	7	(4x) Last: 5/5/22 @ Springfield
BB	5	6/29/21 vs. Cedar Rapids
H	6	4/29/22 vs. Amarillo
R	5	(2x) Last: 5/30/21 @ Dayton
NP	81	5/5/22 @ Springfield
IP	6.2	(9/9/21 @ St. Paul)
K	12	(2x) Last: 8/1/18 @ Pulaski
BB	6	5/10/22 vs. Wichita
H	10	7/13/21 @ Indianapolis
R	8	(2x) Last: 8/11/21 vs. Iowa
NP	104	7/30/19 vs. Fayetteville
IP	7.0	8/30/18 vs. Augusta
K	9	8/30/18 vs. Augusta
BB	5	(2x) Last: 8/1/21 vs. Wichita
H	8	6/22/18 vs. Charleston
R	8	6/22/18 vs. Charleston
NP	95	6/22/18 vs. Asheville
IP	6.0	(6x) Last: 7/21/21 @ Tulsa
K	10	7/20/17 @ DSL Astros Blue
BB	4	(2x) Last: 8/18/18 @ AZL Mariners
H	11	(2x) Last: 7/26/19 @ Princeton
R	9	7/26/19 @ Princeton
NP	88	5/11/21 vs. Cedar Rapids
IP	3.0	(4x) Last: 5/16/21 vs. Cedar Rapids
K	6	5/16/21 vs. Cedar Rapids
BB	4	(2x) Last: 4/8/22 @ Springfield
H	4	6/25/19 @ AZL Padres 1
R	3	(4x) Last: 7/30/21 vs. South Bend
NP	44	(2x) Last: 5/16/21 vs. Cedar Rapids
IP	3.0	9/3/21 @ Cedar Rapids
K	4	(4x) Last: vs. Myrtle Beach
BB	4	7/5/19 vs. Pulaski
H	5	8/2/19 @ Kingsport
R	6	8/2/19 @ Kingsport
NP	55	7/24/21 vs. Augusta



STARTING PITCHER SPLITS

PITCHER	GS	W-L	TEAM W-L	R SUPPORT	SUPPORT/START	FPS	TBF	% FPS	TOTAL	POSSIBLE	% 1-2-3
29 Parrish, Drew	6	3-1	4-2	18	3.00	81	124	65.3%	14	31	45.2%
32 Veneziano, Anthony	6	1-4	2-4	15	2.50	39	96	40.6%	3	16	18.8%
18 Marsh, Alec	5	0-1	2-3	10	2.00	56	85	65.9%	5	19	26.3%
53 Zepa, Angel	4	1-1	1-3	21	5.25	37	59	62.7%	3	16	18.8%
38 Biasi, Dante	3	0-0	3-0	12	4.00	24	54	44.4%	1	11	9.1%
21 Lacy, Asa	2	0-1	1-1	9	4.50	23	43	53.5%	3	9	33.3%
39 Martinez, Marcelo	2	1-0	2-0	11	5.50	30	42	71.4%	4	10	40.0%
	28			96	3.43	290	503	57.7%	33	112	29.5%

1ST PITCH STRIKES

1-2-3 INNINGS

NATURALS STARTERS VS. RELIEVERS

STARTERS	RELIEVERS
6-8	W-L
5.20	ERA
116.0	INNINGS
108 (17)	HITS (HR)
69 (67)	R (ER)
59	BB
118	K
1.44	WHIP
.244	AVG

NATURALS RELIEVERS

PITCHER	LAST APPEARANCE	LEAD	TRAIL	TIED	1	2	3	4	5	6	7	8	9	10+	BR INHER.	BR SCORE	% SCORE	TOTAL	POSSIBLE	% 1-2-3
38 Biasi, Dante	TUE 5/10 vs. Wichita (3.0 IP)	2	1	-	-	-	-	-	-	2	-	-	-	-	1	0	0.0%	3	9	33.3%
14 Capps, Holden	FRI 5/6 @ Springfield (2.1 IP)	3	1	1	-	-	-	-	3	1	-	-	1	-	1	0	0.0%	1	9	11.1%
	Cosby, Christian TUE 4/13 vs. Wichita (2.1 IP)	-	1	1	-	-	-	1	1	-	-	-	-	-	3	2	66.7%	1	4	25.0%
45 Del Rosario, Yefri	TUE 5/10 vs. Wichita (1.1 IP)	5	4	-	-	-	1	2	1	3	-	1	1	-	6	3	50.0%	3	21	14.3%
55 Dipoto, Jonah	TUE 5/10 vs. Wichita (0.2 IP)	4	5	-	-	-	-	-	-	2	4	3	-	-	8	2	25.0%	3	8	37.5%
	Haake, Zach TUE 4/19 @ Frisco (2.2 IP)	1	2	-	-	-	1	-	1	1	-	-	-	-	3	3	100.0%	2	7	28.6%
27 Pennington, Walter	SUN 5/8 @ Springfield (1.0 IP)	3	1	2	-	-	-	1	1	-	1	2	-	1	4	0	0.0%	2	9	22.2%
17 Phillips, Zack	TUE 5/3 @ Springfield (3.1 IP)	1	5	-	1	1	1	-	-	1	1	1	-	-	5	0	0.0%	3	14	21.4%
57 Smith, Patrick	SUN 5/8 @ Springfield (0.1 IP)	1	1	-	-	-	-	-	-	2	-	-	-	-	-	-	-	-	-	-
	Sotillet, Andres SUN 4/24 @ Frisco (1.0 IP)	4	-	1	-	-	-	-	-	-	1	3	1	-	3	0	0.0%	3	8	37.5%
29 Willeman, Zach	SAT 5/7 @ Springfield (2.0 IP)	6	2	2	-	-	-	-	-	-	-	4	5	1	-	-	-	4	14	28.6%
22 Woods Jr., Stephen	SUN 5/8 @ Springfield (1.2 IP)	5	3	1	-	-	-	-	-	2	6	-	1	-	4	1	25.0%	1	12	8.3%
		35	26	8	1	1	3	4	7	14	13	14	9	2	38	11	28.9%	26	115	22.6%

NATURALS PITCHER PICKOFF LOG (2)

	DATE	INNING	PITCHER	RUNNER	BASE	OUT #
1	4/16 vs. Wichita	▲ 3	Angel Zepa (1)	Kevin Merrell	1st	1
2	4/28 vs. Amarillo	▲ 3	Angel Zepa (2)	Blaze Alexander	2nd	1

AUTOMATIC BALLS CALLED ON NATURALS PITCHERS (6)

DATE	INNING	UMPIRE	PITCHER	COUNT AT CALL	BATTER RESULT (COUNT)
4/19/2022 @ Frisco	▼ 2	Jake Bruner	Alec Marsh	0-0	Strikeout (1-2)
4/19/2022 @ Frisco	▼ 8	Jake Bruner	Stephen Woods Jr.	3-1	Walk (3-1)
4/21/2022 @ Frisco	▼ 3	Benjamin Engstrand	Anthony Veneziano	1-2	Walk (3-2)
4/26/2022 vs. Amarillo	▼ 3	Tanner Dobson	Drew Parrish	0-0	Popout (1-2)
4/30/2022 vs. Amarillo	▼ 3	Harrison Silverman	Alec Marsh	1-1	Strikeout (3-2)
5/1/2022 vs. Amarillo	▼ 1	Willie Traynor	Drew Parrish	0-2	Popout (1-2)



PLAYER

QUICK NOTES

CAREER HIGHS



1 JOHN RAVE

OUTFIELDER • L/R • 6'0" • 185 • 12/30/1997 (24)
2019 MLB Draft – Round 5 (Illinois State)
Born: Canton, Illinois • Resides: Bloomington, Illinois



- 2021: Named an MiLB.com Organization All-Star in the outfield for Kansas City ... spent the season with Quad Cities (A+), playing in 77 games and hit .252/.352/.453 (70-for-278) ... hit 14 homers and stole 13 bases, making him one of five 13-13 players in the system in 2021.
- 2019: Assigned to Burlington (R) after being drafted and played 15 games in the Appalachian League before being promoted to Lexington (A) on 7/7, where he finished the season ... combined to slash .234/.326/.320 (54-for-231) across the two levels with 13 XBH and 16 RBI.
- COLLEGE: Attended the Illinois State University, where he was a three-year starting center fielder for the Redbirds and played 170 games.

HIT STREAK:

ON-BASE BASE STREAK: 6 Games (5/3 to 5/10) .388 (7-for-22), 3 BB



2 TYLER CROPLEY


CATCHER • R/R • 5'11" • 185 • 12/10/1995 (26)
Signed 10/8/2020 as a Minor League Free Agent
Born: Sioux City, Iowa • Resides: Cedar Rapids, Iowa



- 2021: Spent the entire season with Northwest Arkansas (AA) ... across 26 games (19 starts), slashed .194/.325/.313 (13-for-67) with two home runs and six runs batted in ... of his 13 hits came in the month of July, where he hit .261 (6-for-23) in 10 games, with a double and three walks ... caught 5 of 12 would-be base stealers (42.0% CS).
- 2019: Limited to 41 games with the Hagerstown Suns (A) and spent time on the injured list, hit .187/.294/.276 (23-for-123).
- COLLEGE: Played 2015 and 2016 at Iowa Western CC before transferring to the University of Iowa for 2017 and 2018.

HIT STREAK:

ON-BASE BASE STREAK:



4 RYAN GROTJOHN

INF/OF • L/R • 6'2" • 175 • 4/25/1995 (26)
Signed 1/27/2022 as a Minor League Free Agent
Born: Bakersfield, California • Resides: Scottsdale, Arizona



- 2021: Released by the Arizona Diamondbacks on 1/8, spent the season in the American Association with the Kansas City Monarchs and was named the American Association All-Star at second base, slashing .329/.436/.523 (109-for-339) with 10 home runs and 60 runs batted in for the league champions ... led the team in OBP and ranked second on the team in batting average, walks (55) and steals (12).
- 2017-2019: Spent three seasons in the Diamondbacks' system originally Arizona's 10th-round pick in 2017 ... reached as high as Double-A Jackson in 2018 and 2019 ... won league championships with Jackson and Visalia (A+) in 2019.

HIT STREAK:

ON-BASE BASE STREAK: 2 Games (4/27 to 4/30) .333 (1-for-3), 1 BB



7 BRHET BEWLEY

INF/OF • R/R • 5'11" • 182 lbs • 1/30/1997 (25)
2018 MLB Draft – Round 32 (University of San Diego)
Born: Temecula, California • Resides: Winchester, California



- 2021: Spent most of the season with NW Arkansas (AA), slashing .230/.284/.363 (47-for-204) across 56 games ... out of action for a month, on the Injured List between 8/10 and 9/5 ... appeared at 2nd base, (23 G), 3rd base (23 G), left field (5 G) and DH (5 G), also pitched one inning (7/25).
- 2019: Spent the entire season with Lexington (A), playing in 60 games, while slashing .252/.356/.307 (51-for-202) with one HR and 17 RBI.
- 2018: Split the season between Surprise (R) and Burlington (R), playing in 54 games between the two stops ... combined to slash .291/.413/.394 (48-for-165) with 12 doubles, one home run and 12 runs batted in.

HIT STREAK:

ON-BASE BASE STREAK:



8 MAIKEL GARCIA

INFIELDER • R/R • 6'0" • 145 • 3/3/2000 (22)
Signed 7/27/2016 as an International Free Agent
Born/Resides: La Sabana, Venezuela



- Ranked as the No. 28 prospect in the Royals' minor league system, according to *Baseball America* ... the No. 22 prospect in the Royals' system according to MLB Pipeline ... listed as having the "Best Infield Arm" among Royals' prospects in *Baseball America's* 2022 Best Tools survey.
- 2021: Split his season between Columbia (A) and Quad Cities (A+) and slashed a combined .291/.380/.405 (120-for-480) between the two levels ... ranked third in the Royals' minor league system in batting average (.291) among qualified hitters and sixth in BABIP (.341) ... was fifth in the organization in hits (120), tied for fourth in steals (35) ... added to Kansas City's 40-man roster on November 19, 2021.

HIT STREAK: 12 Games (4/27 to 5/9) .388 (19-for-49), 5 2B

ON-BASE BASE STREAK: 12 Games (4/27 to 5/10) .388 (19-for-49), 8 BB



9 JAKE MEANS

INFIELDER • R/R • 6'2" • 215 • 4/14/1996 (26)
2019 MLB Draft – Round 22 (Indiana State)
Born/Resides: Olathe, Kansas



- 2021: Spent the first month and a half of the season with Columbia (A) before a promotion to Quad Cities (A+) on 6/15, where he finished out the season ... combined to slash .222/.343/.429 (76-for-343) over 97 games, with 16 home runs and 52 runs batted in ... assigned to the Surprise Saguaros of the Arizona Fall League after the MiLB season ... across 19 games, slashed .171/.244/.271 (12-for-70) with four doubles.
- 2019: Assigned to Burlington (R) after being drafted and played in 60 games for the Royals, slashing .267/.410/.400 (56-for-210) with 17 extra-base hits (five home runs) and 29 runs batted in

HIT STREAK:

ON-BASE BASE STREAK:



11 LOGAN PORTER

CATCHER • R/R • 6'0" • 200 • 7/12/1995 (26)
Signed 6/21/2018 as a Non-Drafted Free Agent
Born: Phoenix, Arizona • Resides: Surprise, Arizona



- 2021: Spent the season with Quad Cities (A+) and slashed .241/.368/.451 (62-for-257) in 77 games ... named a High-A Central post-season All-Star at catcher ... hit a walk-off homer in Game 4 of the High-A Central Championship Series on 9/25 to win 2-1 and force Game 5.
- 2019: Spent the season with Burlington (R) and led the league in batting average (.352), on-base percentage (.481), slugging percentage (.648) and OPS (1.130), ranked tied for fourth in walks (31) and tied for sixth in home runs (9).
- MISC: Grew up down the street from Surprise Stadium, was a clubhouse for the AZL Royals the summer of 2011 while in high school.

HIT STREAK: 2 Games (5/8 to 5/10) .500 (4-for-8), 1 HR

ON-BASE BASE STREAK: 2 Games (5/8 to 5/10) .500 (4-for-8), 1 HBP



12 TUCKER BRADLEY

OUTFIELDER • L/L • 6'0" • 206 • 5/6/1998 (24)
Signed 6/23/2020 as a Non-Drafted Free Agent
Born/Resides: Chickamauga, Georgia



- 2021: Began his professional career splitting the year between Columbia (A) and Quad Cities (A+) and combined to slash .285/.380/.427 (94-for-330) with 30 extra-base hits and 45 runs batted in ... his .380 OBP ranked fourth among qualified Royals Minor Leaguers, while a .285 average and .807 OPS ranked eighth.
- 2017-2020: Played collegiately at the University of Georgia, where he slashed .317/.384/.412 (143-for-451) in 125 games with 14 doubles, nine home runs and 62 RBI ... lists his favorite college memory as playing at Baum-Walker Stadium his freshman season.

HIT STREAK: 5 Games (5/5 to 5/10) .421 (8-for-19), 2 2B, 1 3B, 1 HR

ON-BASE BASE STREAK: 5 Games (5/5 to 5/10) .421 (8-for-19), 1 BB



13 NICK LOFTIN

OUTFIELDER • R/R • 6'1" • 180 • 9/25/1998 (23)
2020 MLB Draft – CBA Round (32nd Overall)
Born/Resides: Corpus Christi, Texas



- Ranked as the No. 12 prospect in the Royals' minor league system, according to *Baseball America* ... the No. 6 prospect in the Royals' system according to MLB Pipeline ... listed as having the "Best Strike-Zone Discipline" among Royals' prospects in *Baseball America's* 2021 AND 2022 Best Tools surveys.
- 2021: Spent his first professional season with Quad Cities (A+) and slashed .289/.374/.464 (103-for-356) across 90 games while being named an MiLB.com Organization All-Star at third base ... won the High-A East Central batting title with a .289 average and placed fifth with a .373 OBP and .837 OPS ... hit for the cycle on 8/1, going 5-for-6 at the plate with a walk-off homer in the ninth to complete the cycle.

HIT STREAK: 6 Games (5/4 to 5/10) .480 (12-for-24), 4 2B, 1 3B, 1 HR

ON-BASE BASE STREAK: 6 Games (5/4 to 5/10) .480 (12-for-24), 1 BB



16 ROBBIE GLENDINNING

INFIELDER • R/R • 6'2" • 198 • 10/16/1995 (26)
Signed 2/22/2022 as a Minor League Free Agent
Born: Perth, Western Australia • Resides: Columbia, MO



- 2021: Did not play, missing the entire year after undergoing Tommy John surgery ... tore his UCL while playing catch in February 2021.
- 2017-2019: Drafted by Pittsburgh in the 21st Round in 2017 and spent three seasons in the Pirates organization, slashing .274/.361/.417 (174-for-636) across 189 games, reaching as high as Double-A Altoona in 2019 ... named a Florida State League Mid-season All-Star in 2019.
- 2017-2021: Played four seasons with his hometown Perth Heat in the Australian Baseball League ... named 2019 ABL Rookie of the Year.
- COLLEGE: Transferred to the University of Missouri in 2017 after two years at Northern Iowa Community College.

HIT STREAK: 2 Games (5/8 to 5/10) .250 (2-for-8), 1 HR

ON-BASE BASE STREAK: 2 Games (5/8 to 5/10) .250 (2-for-8)



19 NATE EATON

INF/OF • R/R • 5'11" • 185 • 12/22/1996 (25)
Signed 7/4/2015 as an International Free Agent
Born/Resides: Chester, Virginia



- Ranked as the pre-season No. 35 prospect in the Royals' minor league system, according to *Baseball America*.
- 2021: Spent most of the season with Quad Cities (A+), playing 70 games for the River Bandits ... combined with five games of rehab in the Arizona Complex League, hit .243/.350/.368 (66-for-272) with six homers, 39 runs batted in ... named to the Surprise Saguaros of the Arizona Fall League after the MiLB season ended and slashed .317/.352/.463 (26-for-82) across 20 games, named a Rising Star in the Fall League.
- 2018: Named the Idaho Falls Chukars Player of the Year ... also an MiLB.com Organization All-Star and Pioneer League All-Star.

HIT STREAK:

ON-BASE BASE STREAK:



25 SEULY MATIAS


OUTFIELDER • R/R • 6'3" • 225 • 9/4/1998 (23)
Signed 7/4/2015 as an International Free Agent
Born/Resides: La Isabela, Dominican Republic



- Ranked as the No. 31 prospect in the Royals' minor league system, according to *Baseball America* ... also listed as having the "Best Outfield" among Royals' prospects in *Baseball America's* Best Tools surveys for five straight years, 2018 to 2022.
- 2021: Split the season between Quad Cities (A+) and Northwest Arkansas (AA), with a rehab appearance for the ACL Royals Gold, playing in 64 total games with a .213/.309/.511 (50-for-235) slash line ... after the MiLB season, assigned to the Surprise Saguaros of the Arizona Fall League and slashed .188/.287/.425 (15-for-80) but tied for the team lead both with six home runs and 20 runs batted in.

HIT STREAK:

ON-BASE BASE STREAK:



26 MICHAEL MASSEY

INFIELDER • L/R • 6'0" • 190 • 3/22/1998 (24)
2019 MLB Draft – Round 4 (University of Illinois)
Born: Palos Park, Illinois • Resides: Champaign, Illinois



- Ranked as the No. 15 prospect in the Royals' minor league system, according to *Baseball America* ... the No. 24 prospect in the Royals' organization according to MLB Pipeline.
- 2021: Spent the entire season with Quad Cities (A+) and slashed .289/.351/.531 (112-for-388) in 99 games ... won the Minor League Gold Glove at second base, with a .989 fielding percentage in 284 total chances, which led ALL MiLB second basemen ... also named an MiLB.com organization All-Star and High-A Central Postseason All-Star ... reached base in 80 of 90 games played for the River Bandits.

HIT STREAK: 3 Games (5/7 to 5/10) .667 (6-for-9), 1 2B

ON-BASE BASE STREAK: 3 Games (5/7 to 5/10) .667 (6-for-9), 4 BB



44 GAVIN STUPIENSKI

INFIELDER • L/R • 6'1" • 220 • 3/12/1994 (28)
Signed 5/5/2021 as a Minor League Free Agent
Born: Princeton, N.J. • Resides: Wilmington, N.C.



- 2021: Took one at-bat for the Naturals on 5/21 in Springfield and played two innings in left field, before being assigned to Quad Cities (A+) on 5/25 ... played in 38 games for the River Bandits, making 24 starts at first and slashing .264/.376/.482 (29-for-110) ... after hitting a solo home run in the fourth inning on 9/9 vs. Peoria, pitched the 11th inning and took the loss in an 8-5 defeat.
- 2018-2020: Played 104 games of Indy Ball for four teams across four different leagues, slashed a collective .273/.368/.349 (76-for-278).
- 2016-2017: Drafted in the 12th round of the 2016 draft by Arizona, spent two years in the D-backs system, hit .306 (46-for-150) over 47 games.

HIT STREAK:

ON-BASE BASE STREAK:

H 4 (2x) Last: 8/1/21 vs. South Bend

R 4 8/1/21 vs. South Bend

HR 2 8/5/21 @ Cedar Rapids

RBI 5 (2x) Last: 8/3/21 @ Cedar Rapids

BB 3 4/16/22 vs. Wichita

SB 3 8/22/21 @ South Bend

H 2 (11x) Last: 7/16/21 vs. Arkansas

R 2 (5x) Last: 7/16/21 vs. Arkansas

HR 1 (4x) Last: 8/7/21 @ Arkansas

RBI 3 (2x) Last: 5/23/21 @ Springfield

BB 2 (5x) Last: 5/16/21 vs. Tulsa

SB 1 (2x) Last: 5/3/19 @ Augusta

H 4 (2x) Last: 8/21/18 vs. Peoria

R 4 6/26/18 @ Peoria

HR 1 (13x) Last: 4/30/22 vs. Amarillo

RBI 7 7/27/18 vs. Beloit

BB 3 (2x) Last: 5/14/19 @ Mobile

SB 1 (13x) Last: 8/31/19 vs. Jacksonville

H 3 (4x) Last: 6/11/21 @ Frisco

R 3 8/25/19 @ Augusta

HR 1 (9x) Last: 9/17/21 vs. Springfield

RBI 4 7/20/21 @ Tulsa

BB 3 (3x) Last: 9/1/19 @ Hickory

SB 2 (2x) Last: 7/31/18 @ Pulaski

H 4 (2x) Last: 8/10/21 vs. Beloit

R 4 (2x) Last: 4/8/22 @ Springfield

HR 1 (9x) Last: 9/8/21 vs. Peoria

RBI 3 (4x) Last: 9/8/21 vs. Peoria

BB 3 (5x) Last: 4/13/22 vs. Wichita

SB 3 6/20/19 @ Bristol

H 4 8/12/19 @ Greenville

R 4 7/9/21 @ Wisconsin

HR 1 (21x) Last: 9/18/21 vs. South Bend

RBI 4 (2x) Last: 6/18/21 vs. Wisconsin

BB 3 (3x) Last: 7/9/21 @ Wisconsin

SB 1 (8x) Last: 4/8/22 @ Springfield

H 4 8/6/19 @ Johnson City

R 3 (4x) Last: 8/1/21 vs. South Bend

HR 2 (5x) Last: 7/14/21 @ Beloit

RBI 4 (2x) Last: 8/10/21 vs. Beloit

BB 3 (3x) Last: 4/9/22 @ Springfield

SB 1 8/10/21 vs. Beloit

H 3 (10x) Last: 5/10/22 vs. Wichita

R 3 (3x) Last: 8/17/21 @ South Bend

HR 2 8/10/21 vs. Beloit

RBI 5 6/24/21 @ Beloit

BB 3 8/27/21 vs. Wisconsin

SB 2 (3x) Last: 4/24/22 @ Frisco

H 5 8/1/21 vs. South Bend

R 4 8/1/21 vs. South Bend

HR 1 (12x) Last: 4/22/22 @ Frisco

RBI 5 4/22/22 @ Frisco

BB 3 (2x) Last: 9/5/21 @ Cedar Rapids

SB 2 4/12/22 vs. Wichita

H 4 5/3/19 vs. Lakeland

R 3 (3x) Last: 5/4/22 @ Springfield

HR 1 (1x) Last: 4/26/22 vs. Amarillo

RBI 4 (2x) Last: 5/16/19 vs. Fort Myers

BB 3 (2x) Last: 6/17/19 vs. Harrisburg

SB 2 6/3/19 @ Daytona

<



So Nice, They Did It Twice (Or More)	Multi-Hit Games					Multi-Run Games					Multi-RBI Games					Multi-BB Games					Multi-K Games					Multi-SB Games					
	2	3	4	5+	T	2	3	4	5+	T	2	3	4	5+	T	2	3	4	5+	T	2	3	4	5+	T	2	3	4	5+	T	
7 Brhet Bewley	1	-	-	-	1	-	-	-	-	-	-	-	-	-	-	-	-	-	-	-	-	1	-	-	-	1	-	-	-	-	-
12 Bradley, Tucker	5	1	-	-	6	4	-	-	-	4	-	-	1	-	1	-	-	-	-	-	1	-	-	-	1	1	-	-	-	1	
2 Cropley, Tyler	-	-	-	-	-	-	-	-	-	-	-	-	-	-	-	-	-	-	-	-	-	-	-	-	-	-	-	-	-	-	
19 Eaton, Nathan	4	4	-	-	8	1	1	-	-	2	3	-	-	-	3	2	-	-	-	2	7	-	-	-	7	1	-	-	-	1	
8 Garcia, Maikel	5	2	1	-	8	4	1	1	-	6	-	-	-	-	-	5	1	-	-	6	5	1	-	-	6	2	-	-	-	2	
16 Glendinning, Robbie	6	-	-	-	6	3	2	-	-	5	5	2	-	-	7	4	-	-	-	4	5	2	-	-	7	-	-	-	-	-	
4 Grotjohn, Ryan	-	-	-	-	-	-	-	-	-	-	1	-	-	-	1	-	-	-	-	-	1	1	-	-	2	-	-	-	-	-	
13 Loftin, Nick	7	3	-	-	10	5	2	-	-	7	4	-	-	1	5	1	-	-	-	1	2	-	-	-	2	1	-	-	-	1	
26 Massey, Michael	5	5	-	-	10	2	-	-	-	2	2	1	2	-	5	-	1	-	-	1	4	1	-	-	5	-	-	-	-	-	
25 Matias, Seuly	4	3	-	-	7	1	1	-	-	2	2	3	-	-	5	-	1	-	-	1	9	3	-	-	12	-	-	-	-	-	
9 Means, Jake	2	-	-	-	2	1	-	-	-	1	2	1	-	-	3	-	-	-	-	-	4	2	-	-	6	-	-	-	-	-	
11 Porter, Logan	4	1	-	-	5	1	-	-	-	1	2	-	-	-	2	2	1	-	-	3	3	-	-	-	3	-	-	-	-	-	
1 Rave, John	4	1	-	-	5	2	-	-	-	2	4	2	-	-	6	3	1	-	-	4	5	-	-	-	5	1	-	-	-	1	
3 Rivero, Sebastian	4	1	-	-	5	1	1	-	-	2	2	1	-	-	3	3	-	-	-	3	3	-	-	-	3	-	-	-	-	-	
44 Stupiensi, Gavin	-	-	-	-	-	-	-	-	-	-	-	-	-	-	-	-	-	-	-	-	-	-	-	-	-	-	-	-	-	-	
	51	21	1	0	73	25	8	1	0	34	27	10	3	1	41	20	5	0	0	25	49	11	0	0	60	6	0	0	0	6	

		HITTING STREAKS											ON-BASE STREAKS															
PLAYER	CURRENT	LONGEST	DATES/RESULTS										CURRENT	LONGEST	DATES/RESULTS													
			START	END	AVG	2B	3B	HR	RBI	OPS	START	END			AVG	2B	HR	BB	HBP	OBP								
7 Brhet Bewley	-	-	-	-	(-)										-	-	-	-	(-)									
12 Bradley, Tucker	5	6 (2x)	4/23	4/29	.429	(9- 21)	1	0	1	5	1.139	5	6 (2x)	4/23	4/29	.429	(9- 21)	1	1	3	1	.520						
2 Cropley, Tyler	-	-	-	-	(-)										-	-	-	-	(-)									
19 Eaton, Nate	-	8	4/23	5/1	.484	(15- 31)	2	0	2	6	1.285	5	8 (2x)	4/23	5/1	.484	(15- 31)	2	2	3	1	.543						
7 Garcia, Maikel	12	12	4/27	5/10	.388	(19- 49)	5	0	0	3	.964	12	13	4/8	4/22	.298	(14- 47)	2	0	14	0	.459						
16 Glendinning, Robbie	2	6	4/22	4/29	.391	(9- 23)	4	0	1	6	1.158	2	15	4/8	4/29	.300	(15- 50)	5	2	13	1	.453						
4 Grotjohn, Ryan	-	-	-	-	(-)										2	2	4/27	4/30	.333	(1- 3)	0	1	1	0	.500			
13 Loftin, Nick	6	6	5/4	5/10	.480	(12- 24)	4	1	1	6	1.321	6	7	4/16	4/24	.259	(7- 27)	0	2	7	0	.412						
26 Massey, Michael	3	6	4/28	5/4	.440	(11- 25)	2	0	2	10	1.243	3	8	4/8	4/17	.265	(9- 34)	3	0	3	0	.316						
25 Matias, Seuly	-	3 (2x)	5/3	5/5	.667	(6- 9)	1	1	1	4	2.066	-	6	4/8	4/15	.375	(9- 24)	2	0	1	0	.385						
9 Means, Jake	-	3 (2x)	4/28	5/1	.364	(4- 11)	1	0	1	3	1.144	-	4	4/28	5/3	.286	(4- 14)	1	1	2	0	.375						
11 Porter, Logan	2	4	4/30	5/5	.353	(6- 17)	0	0	1	4	.918	2	12	4/16	5/5	.293	(12- 41)	0	1	9	0	.420						
1 Rave, John	-	5	5/3	5/8	.368	(7- 19)	0	0	0	5	.797	6	8	4/16	4/26	.261	(6- 23)	2	2	12	0	.514						
3 Rivero, Sebastian	-	5	4/20	4/27	.333	(8- 24)	3	0	2	6	1.028	-	9	4/20	5/4	.342	(13- 38)	5	3	2	1	.381						
44 Stupienski, Gavin	-	-	-	-	(-)										-	-	-	-	(-)									

BOLD indicates longest streak in 2022 among active players

Italics indicates longest personal streak is active

PITCHES/PLATE APPEARANCE & PLATE APPEARANCE DEPTH									
PLAYER	AVG. P/PA	TOTAL PA	TOTAL P	LONGEST PA (#)	DATE	INN.	PITCHER	RESULT	
7 Bewley, Brhet	4.00	9	36	7	May 7	▲ 2	Connor Lunn (SPR)	Flyout (F9)	
12 Bradley, Tucker	3.55	83	295	7 (7x)	May 8	▲ 8	Johan Quezada (SPR)	Groundout (6-3)	
2 Cropley, Tyler	3.67	9	33	6	April 15	▼ 5	Simeon Woods Richardson (WCH)	Groundout (5-3)	
19 Eaton, Nate	3.83	111	425	7 (14x)	May 10	▼ 2	Ben Gross (WCH)	Flyout (F8)	
7 Garcia, Maikel	4.05	130	527	9	May 3	▲ 9	Michael Brettell (SPR)	Strikeout Swinging	
16 Glendinning, Robbie	4.29	97	416	8 (2x)	April 19	▲ 7	Tyler Thomas (FRI)	Walk	
4 Grotjohn, Ryan	4.44	16	71	9	April 10	▲ 6	Michael Brettell (SPR)	Walk	
13 Loftin, Nick	3.35	122	409	8	April 20	▲ 9	Lucas Jacobsen (FRI)	Walk	
26 Massey, Michael	4.02	121	486	10 (2x)	April 24	▲ 7	Nick Starr (FRI)	Single	
25 Matias, Seuly	3.81	99	377	9	May 5	▲ 7	Cory Thompson (SPR)	Single	
9 Means, Jake	4.14	77	319	9	May 8	▲ 9	Freddy Pacheco (SPR)	Strikeout Swinging	
11 Porter, Logan	3.87	76	294	9 (2x)	May 10	▼ 4	Steven Klimmek (WCH)	Single	
1 Rave, John	4.38	106	464	8	April 16	▼ 7	Steven Cruz (WCH)	Walk	
3 Rivero, Sebastian	3.73	78	291	11	April 22	▲ 9	Lucas Jacobsen (FRI)	Flyout (F9)	
44 Stupiensi, Gavin	3.00	2	6	3	April 21	▲ 9	Sean Chandler (FRI)	Flyout (F9)	
	3.92	1,136	4,449						

PINCH HITTING LOG				
DATE	INNING	PINCH HITTER	HITTING FOR	RESULT
4/15/2022 vs. Wichita	▼ 9	John Rave	Tyler Cropley	Groundout (3-1)
4/16/2022 vs. Wichita	▼ 8	Maikel Garcia	Ryan Grotjohn	Lineout (L7)
4/17/2022 vs. Wichita	▼ 6	Sebastian Rivero	Tyler Cropley	Single
4/19/2022 @ Frisco	▲ 9	Tucker Bradley	Jake Means	Strikeout Looking
4/21/2022 @ Frisco	▲ 9	Ryan Grotjohn	Logan Porter	Strikeout Swinging
4/21/2022 @ Frisco	▲ 9	Gavin Stupiensi	Jake Means	Flyout (F9)
4/22/2022 @ Frisco	▲ 9	Ryan Grotjohn	Michael Massey	Strikeout Swinging
4/26/2022 vs. Amarillo	▼ 8	Tucker Bradley	Jake Means	Flyout (F8)
4/27/2022 vs. Amarillo	▼ 8	Gavin Stupiensi	Logan Porter	Strikeout Swinging
4/30/2022 vs. Amarillo	▼ 9	Robbie Glendinning	Ryan Grotjohn	Strikeout Swinging
Naturals Pinch Hitters: 1-for-10				
Most-Used Pinch Hitter:		Most Frequently Pinch-Hit For		
Bradley, Grotjohn & Stupiensi (2x)		Jake Means (3x)		

NATURALS 10-PITCH AT-BAT LOG (4)					
DATE	INNING	PITCHES	BATTER	PITCHER	RESULT
April 10 @ Springfield	▲ 7	10	Michael Massey	Sean Kealey	Walk
April 16 vs. Wichita	▼ 7	12	John Rave	Steven Cruz	Walk
April 22 @ Frisco	▲ 9	11	Sebastian Rivero	Lucas Jacobsen	Flyout (F9)
April 22 @ Frisco	▲ 7	10	Michael Massey	Nick Staff	Walk

[illegible]

HOME RUN BREAKDOWN

[illegible]

INNING DISTRIBUTION

1st Inning	2nd Inning	3rd Inning	4th Inning	5th Inning	6th Inning	7th Inning	8th Inning	9th Inning	10th Inning	11th Inning
1	10	6	3	5	3	2	2	1	0	1

BACK-TO-BACK HOMERS (1)		2-HOMER GAMES (1)		3-HOMER GAMES (0)		GRAND SLAMS (2)	
PLAYERS	DATE/OPPONENT (INN.)	PLAYER (CAREER NO.)	DATE/OPPONENT	PLAYER (CAREER NO.)	DATE/OPPONENT	PLAYER (CAREER NO.)	DATE/OPPONENT (INN.)
Brhet Bewley & Tucker Bradley	5/5 @ Springfield (6th)	Sebastian Rivero (1st)	4/27 vs. Amarillo			Nick Loftin (2nd)	4/22 @ Frisco (2nd)
						Tucker Bradley (1st)	4/23 @ Frisco (5th)

LEADOFF HOMERS (0)		INSIDE-THE PARK HOMERS (0)		PINCH-HIT HOMERS (0)		WALK-OFF HOMERS (0)	
PLAYER (CAREER NO.)	DATE/OPPONENT	PLAYER (CAREER NO.)	DATE/OPPONENT (INN.)	PLAYER (CAREER NO.)	DATE/OPPONENT (INN.)	PLAYER (CAREER NO.)	DATE/OPPONENT

HOME RUN SITUATION	# OF	DATE OF LAST	BATTER ('22 HR #)	PITCHER	COUNT	RUNNERS ON	OUTS	INNING	SCORE @ HR	FINAL
GO-AHEAD HOME RUN	10	May 8 @ Springfield	Nate Eaton (3)	Dalton Roach	1-0	0	0	▲ 2	1-0	W, 9-5
GAME-TYING HOME RUN	2	April 27 vs. Amarillo	Sebastian Rivero (1)	Slade Cecconi	0-1	0	0	▼ 3	2-2	W, 12-6

OPPOSING HOME RUN BREAKDOWN

BACK-TO-BACK HOMERS (2)		2-HOMER GAMES (2)		3-HOMER GAMES (0)		GRAND SLAMS (1)	
PLAYERS	DATE/OPPONENT (INN.)	PLAYER (CAREER NO.)	DATE/OPPONENT	PLAYER (CAREER NO.)	DATE/OPPONENT	PLAYER	DATE/OPPONENT (INN.)
Leandro Cedeño & Jorge Barrosa	5/1 vs. Amarillo (8th)	Dio Arias (1st)	4/21 @ Frisco			Justin Foscue	4/21 @ Frisco (3rd)
Alex Isola & Andrew Bechtold	5/10 vs. Wichita (4th)	Leandro Cedeño (4th)	4/30 vs. Amarillo				

LEADOFF HOMERS (1)		INSIDE-THE PARK HOMERS (0)		PINCH-HIT HOMERS (0)		WALK-OFF HOMERS (0)	
PLAYER	DATE/OPPONENT	PLAYER	DATE/OPPONENT (INN.)	PLAYER	DATE/OPPONENT (INN.)	PLAYER	DATE/OPPONENT
Jonathan Ornelas	4/24@ Frisco						



AFTER-INNING RECORDS

LEADING TRAILING TIED

AFTER 1 INNING	6-2	1-6	7-6
AFTER 2 INNINGS	6-3	2-6	6-5
AFTER 3 INNINGS	10-4	3-7	2-2
AFTER 4 INNINGS	10-4	3-6	2-3
AFTER 5 INNINGS	13-2	2-9	0-2
AFTER 6 INNINGS	14-2	1-9	0-2
AFTER 7 INNINGS	14-1	0-11	1-1
AFTER 8 INNINGS	14-0	0-11	1-2

NATURALS BIG INNINGS

DATE INNING RUNS

1. 4/12 vs. Wichita	1st Inning	8
2. 4/27 vs. Amarillo	4th Inning	7
3. 5/4 @ Springfield	9th Inning	6
4. 5/5 @ Springfield	6th Inning	5
5/4 @ Springfield	3rd Inning	5
4/22 @ Frisco	3rd Inning	5
4/9 @ Springfield	8th Inning	5

SCORE BY INNINGS

	1	2	3	4	5	6	7	8	9	10	11+	TOTAL
Naturals	17	18	36	16	28	14	22	10	17	1	4	183
Opponents	12	23	23	14	20	20	20	17	8	2	5	164
Difference	5	-5	13	2	8	-6	2	-7	9	-1	-1	19

SCORE BY INNINGS V. WICHITA

	1	2	3	4	5	6	7	8	9	10	11+	TOTAL
Naturals	10	1	7	2	2	1	7	1	0	1	0	32
Wind Surge	2	4	4	6	7	4	4	4	0	2	0	37
vs. Wichita Difference	8	-3	3	-4	-5	-3	3	-3	0	-1	0	-5

MULTI-RUN INNINGS

	2	3	4	5	6	7	8	9	10+	TOTAL
Naturals	19	7	10	4	1	1	1	-	-	43
Opponents	18	10	5	3	1	1	-	-	-	38

RECORD BY RUNS SCORED/ALLOWED

RUNS	0	1	2	3	4	5	6	7	8	9	10	11+
SCORED	0-0	0-3	0-2	0-1	2-0	0-6	0-0	2-0	3-0	3-0	0-0	5-1
ALLOWED	1-0	0-0	2-1	2-0	1-3	3-1	3-2	1-2	1-0	0-1	0-1	0-3

RECORD BY MARGIN OF VICTORY/DEFEAT

1 Run	2 Runs	3 Runs	4 Runs	5 Runs	6 Runs	7 Runs	8 Runs	9 Runs	10+ Runs
2-4	1-2	4-1	3-2	1-1	1-1	0-1	1-0	1-0	1-1

2022 WALK-OFF TRACKER

GAME #	DATE	OPPONENT	FINAL (INN.)	PLAYER	WINNING RUN	PITCHER	HOW	OUTS	COUNT
--------	------	----------	--------------	--------	-------------	---------	-----	------	-------

Bold Indicates Naturals Walk-off

2022 NATURALS EJECTIONS

DATE	INNING	WHO	WHY	UMPIRE
------	--------	-----	-----	--------

2022 NATURALS MONTH BY MONTH

HITTING

MONTH	AVG	G	AB	R	H	TB	2B	3B	HR	RBI	SB	CS	SO	BB	IBB	HBP	SAC	SF	GIDP	OBP	SLG	OPS
APRIL	.261	20	690	126	180	291	37	4	22	112	32	5	183	97	1	11	4	9	14	.357	.422	.779
MAY	.317	8	281	57	89	146	15	3	12	55	7	5	64	28	1	3	4	7	4	.376	.520	.896
JUNE																						
JULY																						
AUGUST																						
SEPTEMBER																						
TOTAL	.277	28	971	183	269	437	52	7	34	167	39	10	247	125	2	14	8	16	18	.362	.450	.812

PITCHING

MONTH	ERA	W	L	G	SHO	SV	IP	H	R	ER	BB	SO	2B	3B	HR	WP	HBP	BK	GIDP	TBF	AVG	WHIP
APRIL	5.98	9	11	20	0	3	179.0	194	127	119	87	158	35	3	25	17	11	1	17	810	.276	1.57
MAY	4.50	6	2	8	1	2	70.0	58	37	35	44	75	16	0	9	3	3	0	6	304	.227	1.46
JUNE																						
JULY																						
AUGUST																						
SEPTEMBER																						
TOTAL	5.57	15	13	28	1	5	249.0	252	164	154	131	233	51	3	34	20	14	1	23	1,114	.263	1.54



HOME/AWAY

Home Games.....	6-7
Away Games.....	9-6

MONTH

April.....	9-11
May.....	6-2
June.....	
July.....	
August.....	
September.....	

OPPONENT

vs. Amarillo.....	3-3
vs. Arkansas.....	
vs. Corpus Christi.....	
vs. Frisco.....	4-2
vs. Midland.....	
vs. San Antonio.....	
vs. Springfield.....	5-4
vs. Tulsa.....	
vs. Wichita.....	3-4

DAY OF THE WEEK

on Monday.....	
on Tuesday.....	2-3
on Wednesday.....	4-0
on Thursday.....	1-3
on Friday.....	3-2
on Saturday.....	2-3
on Sunday.....	3-2

PITCHING

vs. Left-Handed Starter.....	4-0
vs. Right-Handed Starter.....	11-13
WITH Left-Handed Starter.....	13-10
WITH Right-Handed Starter.....	2-3

SCORING

1-Run Games.....	2-4
2-Run Games.....	1-2
3-4-Run Games.....	7-3
5+-Run Games.....	5-4
Extra Innings.....	0-2
Shutouts.....	1-0
Doubleheaders.....	
Scoring 0-2 Runs.....	0-5
3-5 Runs.....	2-7
6-9 Runs.....	8-0
10+ Runs.....	5-1
Opponent 0-2 Runs.....	3-1
3-5 Runs.....	7-3
6-9 Runs.....	5-5
10+ Runs.....	0-4

Scored in 1st Inning.....	6-2
Opponent scored in 1st.....	1-6
Scores first.....	12-5
Opponent scores first.....	3-8

HITTING

Naturals 0-5 hits.....	0-5
6-9 hits.....	4-6
10+ hits.....	11-2
Opponent 0-5 hits.....	2-0
6-9 hits.....	9-5
10+ hits.....	4-8
Hit 0 home runs.....	4-7
1 home run.....	3-4
2 home runs.....	3-1
3+ home runs.....	5-1
Opponent hit 0 home runs.....	3-4
1 home run.....	6-5
2 home runs.....	6-1
3+ home runs.....	0-3
Out-hit opponent.....	14-2
Out-hit by opponent.....	0-11
Hits are tied.....	1-0
Leave 0-5 runners on base.....	3-2
6-9 on base.....	9-9
10+ on base.....	3-2

FIELDING

Made 0 errors.....	11-6
1 error.....	3-3
2+ errors.....	1-4
Opponent made 0 errors.....	4-6
1 error.....	6-4
2+ errors.....	5-3

TEAM HIGHS

LONGEST WIN STREAK.....	3 Games (2x).....	Last: May 7-8, May 10
LONGEST LOSING STREAK.....	5 Games.....	April 14-19
LONGEST HOME WINNING STREAK.....	2 Games (2x).....	Last: May 1, May 10
LONGEST HOME LOSING STREAK.....	5 Games.....	April 14-17, 26
LONGEST ROAD WINNING STREAK.....	3 Games.....	April 22-24
LONGEST ROAD LOSING STREAK.....	3 Games.....	April 9-10, April 19
LARGEST MARGIN OF VICTORY.....	10 Runs.....	May 4 @ Springfield, 13-3 W
LARGEST MARGIN OF DEFEAT.....	10 Runs.....	April 21 @ Frisco, 12-2 L
LONGEST GAME, INNINGS.....	11 Innings.....	April 26 vs. Amarillo, 6-5 L
LONGEST GAME, TIME.....	3:55.....	April 8 @ Springfield, 11-8 W
LONGEST 9-INNING GAME, TIME (PRE-PITCH CLOCK).....	3:55.....	April 8 @ Springfield, 11-8 W
LONGEST 9-INNING GAME, TIME (POST-PITCH CLOCK).....	2:51.....	April 29 vs. Amarillo, 8-7 W
SHORTEST 9-INNING GAME, TIME.....	2:04.....	May 7 @ Springfield, 4-0 W
SHORTEST GAME, TIME.....	2:04.....	May 7 @ Springfield, 4-0 W
LARGEST COMEBACK WIN.....	4 Runs (2x).....	Last: After the 2nd inning, May 5 @ Springfield, 9-6 W
LARGEST MARGIN OF LEAD SURRENDERED (LOSS).....	4 Runs.....	After the 4th inning, April 16 vs. Wichita, 6-5 L (10)
MOST ERRORS, TEAM.....	2 (5x).....	Last: May 3 @ Springfield, 12-5 L
MOST ERRORS, PLAYER.....	1 (15x).....	Last: Robbie Glendinning, May 8 @ Springfield, 9-5 W
LARGEST CROWD, HOME.....	5,857.....	April 30 vs. Amarillo, 7-5 L
SMALLEST CROWD, HOME.....	1,950.....	April 17 vs. Wichita, 5-1 L
LARGEST CROWD, ROAD.....	6,777.....	April 23 @ Frisco, 12-4 W
WARMEST FIRST PITCH.....	86°.....	April 20 @ Frisco, 7-2 W
COLDEST FIRST PITCH.....	42°.....	April 8 @ Springfield, 11-8 W

OFFENSIVE HIGHS

MOST RUNS SCORED, GAME.....	13.....	May 4 @ Springfield, 13-3 W
MOST RUNS SCORED, INNING.....	8.....	1st inning, April 12 vs. Wichita, 8-6 W
FEWEST HITS, GAME.....	2 (2x).....	Last: April 21 @ Frisco, 12-2 L
MOST HITS, GAME.....	17 (2x).....	May 5 @ Springfield, 9-6 W
MOST DOUBLES, GAME.....	5 (2x).....	Last: May 4 @ Springfield, 13-3 W
MOST TRIPLES, GAME.....	1 (7x).....	Last: May 7 @ Springfield, 4-0 W
MOST HOME RUNS, GAME.....	4.....	May 5 @ Springfield, 9-6 W
MOST RBI, GAME.....	13.....	May 4 @ Springfield, 13-3 W
MOST RUNNERS LOB, GAME.....	12.....	April 16 vs. Wichita, 6-5 L (10)
MOST TOTAL BASES, GAME.....	32.....	May 5 @ Springfield, 9-6 W
MOST WALKS, GAME.....	9 (3x).....	May 4 @ Springfield, 13-3 W
MOST STRIKEOUTS, GAME.....	15.....	April 14 vs. Wichita, 7-1 L
FEWEST STRIKEOUTS, GAME.....	3.....	May 8 @ Springfield, 9-5 W
MOST STOLEN BASES, GAME.....	4 (3x).....	Last: April 28 vs. Amarillo, 9-5 L
MOST HIT BY PITCHES.....	3.....	April 27 vs. Amarillo, 12-6 W

INDIVIDUAL OFFENSIVE HIGHS

MOST RUNS, GAME.....	4, Maikel Garcia ^.....	April 8 @ Springfield, 11-8 W
MOST HITS, GAME.....	4, Maikel Garcia.....	May 1 vs. Amarillo, 9-5 W
MOST DOUBLES, GAME.....	3, Nick Loftin ^.....	May 4 @ Springfield, 13-3 W
MOST TRIPLES, GAME.....	1 (7x).....	Last: Tucker Bradley, May 7 @ Springfield, 4-0 W
MOST HOME RUNS, GAME.....	2, Sebastian Rivero.....	April 27 vs. Amarillo, 12-6 W
MOST RBI, GAME.....	5, Nick Loftin.....	April 22 @ Frisco, 11-2 W
MOST WALKS, GAME.....	3 (5x).....	Last: Michael Massey, May 8 @ Springfield, 9-5 W
MOST STRIKEOUTS, GAME.....	3 (11x).....	Last: Seuly Matias & Brhet Bewley, May 7 @ Springfield, 4-0 W
MOST STOLEN BASES, GAME.....	2 (6x).....	Last: Tucker Bradley, April 24 @ Frisco, 4-3 W
MOST HIT BY PITCHES, GAME.....	2, Nick Loftin.....	April 27 vs. Amarillo, 12-6 W

PITCHING HIGHS

MOST RUNS ALLOWED, GAME.....	14.....	April 9 @ Springfield, 14-11 L
MOST RUNS ALLOWED, INNING.....	7.....	3rd inning, April 21 @ Frisco, 12-2 L
FEWEST HITS ALLOWED, GAME.....	3.....	May 7 @ Springfield, 4-0 W
MOST HITS ALLOWED, GAME.....	16.....	April 16 vs. Wichita, 6-5 L (10)
FEWEST STRIKEOUTS, GAME.....	0 ^.....	April 10 @ Springfield, 10-5 L
MOST STRIKEOUTS, GAME.....	16.....	May 6 @ Springfield, 2-1 L
FEWEST WALKS ALLOWED, GAME.....	2 (7x).....	May 7 @ Springfield, 4-0 W
MOST WALKS ALLOWED, GAME.....	13 ^.....	May 3 @ Springfield, 12-5 L
MOST HOME RUNS ALLOWED, GAME.....	3 (3x).....	Last: April 30 vs. Amarillo, 7-5 L

INDIVIDUAL PITCHING HIGHS

MOST RUNS ALLOWED, GAME.....	8, Zack Phillips.....	April 9 @ Springfield, 14-11 L
MOST EARNED RUNS ALLOWED, GAME.....	8, Zack Phillips.....	April 9 @ Springfield, 14-11 L
FEWEST HITS ALLOWED, GAME (STARTER).....	0, Anthony Veneziano (0.2 IP).....	April 9 @ Springfield, 14-11 L
MOST HITS ALLOWED, GAME.....	8, Anthony Veneziano.....	April 21 @ Frisco, 12-2 L
MOST HOME RUNS ALLOWED, GAME.....	3, Alec Marsh.....	April 30 vs. Amarillo, 7-5 L
MOST STRIKEOUTS.....	9, Alec Marsh.....	April 13 vs. Wichita, 8-5 W
MOST WALKS ALLOWED, GAME.....	6, Marcelo Martinez.....	May 10 vs. Wichita, 7-4 W
MOST INNINGS PITCHED, STARTER.....	7.0.....	Drew Parrish, May 7 @ Springfield, 4-0 W
MOST PITCHES THROWN, STARTER.....	87.....	Drew Parrish, May 7 @ Springfield, 4-0 W
MOST INNINGS PITCHED, RELIEVER.....	4.0 (2x).....	Last: Zack Phillips, April 21 @ Frisco, 12-2 L
MOST PITCHES THROWN, RELIEVER.....	65, Dante Biasi.....	April 12 vs. Wichita, 8-6 W

^ Indicates All-Time Naturals Record Tied

* Indicates All-Time Naturals Record Set



16

GAME-BY-GAME STARTERS (BY POSITION)



DATE	OPPONENT	RESULT	SP	C	1B	2B	3B	SS	LF	CF	RF	DH
4/8	@ Springfield	W, 11-8	Drew Parrish	Sebastian Rivero	Jake Means	Michael Massey	Nate Eaton	Maikel Garcia	John Rave	Nick Loftin	Seuly Matias	Robbie Glendinning
4/9	@ Springfield	L, 14-11	Anthony Veneziano	Sebastian Rivero	Robbie Glendinning	Michael Massey	Nate Eaton	Maikel Garcia	John Rave	Nick Loftin	Seuly Matias	Logan Porter
4/10	@ Springfield	L, 10-5	Angel Zerpa	Tyler Cropley	Jake Means	Ryan Grotjohn	Nate Eaton	Maikel Garcia	Tucker Bradley	John Rave	Seuly Matias	Michael Massey
4/12	WICHITA	W, 8-6	Asa Lacy	Sebastian Rivero	Jake Means	Michael Massey	Nate Eaton	Maikel Garcia	John Rave	Nick Loftin	Tucker Bradley	Seuly Matias
4/13	WICHITA	W, 8-5	Alec Marsh	Sebastian Rivero	Logan Porter	Michael Massey	Robbie Glendinning	Maikel Garcia	Tucker Bradley	Nick Loftin	Seuly Matias	John Rave
4/14	WICHITA	L, 7-1	Drew Parrish	Sebastian Rivero	Robbie Glendinning	Ryan Grotjohn	Jake Means	Maikel Garcia	John Rave	Nick Loftin	Nate Eaton	Logan Porter
4/15	WICHITA	L, 4-2	Anthony Veneziano	Tyler Cropley	Jake Means	Michael Massey	Nate Eaton	Maikel Garcia	Tucker Bradley	Nick Loftin	Seuly Matias	Robbie Glendinning
4/16	WICHITA	L, 6-5 (10)	Angel Zerpa	Sebastian Rivero	Jake Means	Michael Massey	Nate Eaton	Ryan Grotjohn	John Rave	Nick Loftin	Tucker Bradley	Logan Porter
4/17	WICHITA	L, 5-1	Asa Lacy	Tyler Cropley	Logan Porter	Michael Massey	Robbie Glendinning	Maikel Garcia	Nate Eaton	John Rave	Seuly Matias	Tucker Bradley
4/19	@ Frisco	L, 4-3	Alec Marsh	Sebastian Rivero	Jake Means	Michael Massey	Nate Eaton	Maikel Garcia	John Rave	Nick Loftin	Seuly Matias	Robbie Glendinning
4/20	@ Frisco	W, 7-2	Drew Parrish	Sebastian Rivero	Robbie Glendinning	Michael Massey	Nate Eaton	Maikel Garcia	John Rave	Nick Loftin	Seuly Matias	Logan Porter
4/21	@ Frisco	L, 12-2	Anthony Veneziano	Logan Porter	Jake Means	Michael Massey	Robbie Glendinning	Maikel Garcia	Tucker Bradley	John Rave	Seuly Matias	Nick Loftin
4/22	@ Frisco	W, 11-2	Angel Zerpa	Sebastian Rivero	Logan Porter	Michael Massey	Jake Means	Maikel Garcia	Nate Eaton	Nick Loftin	Seuly Matias	Robbie Glendinning
4/23	@ Frisco	W, 12-4	Dante Biasi	Sebastian Rivero	Jake Means	Michael Massey	Robbie Glendinning	Maikel Garcia	John Rave	Nick Loftin	Tucker Bradley	Nate Eaton
4/24	@ Frisco	W, 4-3	Alec Marsh	Logan Porter	Robbie Glendinning	Michael Massey	Jake Means	Nate Eaton	Tucker Bradley	John Rave	Seuly Matias	Nick Loftin
4/26	AMARILLO	L, 6-5 (11)	Drew Parrish	Sebastian Rivero	Jake Means	Michael Massey	Nate Eaton	Maikel Garcia	John Rave	Nick Loftin	Seuly Matias	Robbie Glendinning
4/27	AMARILLO	W, 12-6	Anthony Veneziano	Sebastian Rivero	Logan Porter	Michael Massey	Nate Eaton	Maikel Garcia	John Rave	Nick Loftin	Seuly Matias	Tucker Bradley
4/28	AMARILLO	L, 9-5	Angel Zerpa	Sebastian Rivero	Robbie Glendinning	Michael Massey	Jake Means	Maikel Garcia	Tucker Bradley	Nick Loftin	Nate Eaton	Seuly Matias
4/29	AMARILLO	W, 8-7	Dante Biasi	Logan Porter	Jake Means	Michael Massey	Robbie Glendinning	Maikel Garcia	Nate Eaton	John Rave	Tucker Bradley	Nick Loftin
4/30	AMARILLO	L, 7-5	Alec Marsh	Sebastian Rivero	Logan Porter	Ryan Grotjohn	Nate Eaton	Maikel Garcia	Tucker Bradley	Nick Loftin	John Rave	Michael Massey
5/1	AMARILLO	W, 9-5	Drew Parrish	Logan Porter	Robbie Glendinning	Michael Massey	Jake Means	Maikel Garcia	Tucker Bradley	John Rave	Seuly Matias	Seuly Matias
5/2	@ Springfield	L, 12-5	Anthony Veneziano	Sebastian Rivero	Jake Means	Michael Massey	Nate Eaton	Maikel Garcia	John Rave	Nick Loftin	Seuly Matias	Robbie Glendinning
5/4	@ Springfield	W, 13-3	Marcelo Martinez	Sebastian Rivero	Robbie Glendinning	Michael Massey	Nate Eaton	Maikel Garcia	John Rave	Nick Loftin	Seuly Matias	Logan Porter
5/5	@ Springfield	W, 9-6	Dante Biasi	Logan Porter	Robbie Glendinning	Brhet Bewley	Jake Means	Maikel Garcia	Tucker Bradley	Nick Loftin	Seuly Matias	Nate Eaton
5/6	@ Springfield	L, 2-1	Alec Marsh	Sebastian Rivero	Robbie Glendinning	Michael Massey	Nate Eaton	Maikel Garcia	Tucker Bradley	Nick Loftin	John Rave	Seuly Matias
5/7	@ Springfield	W, 4-0	Drew Parrish	Logan Porter	Jake Means	Michael Massey	Jake Means	Maikel Garcia	Tucker Bradley	John Rave	Seuly Matias	Nick Loftin
5/8	@ Springfield	W, 9-4	Anthony Veneziano	Logan Porter	Robbie Glendinning	Michael Massey	Jake Means	Maikel Garcia	John Rave	Nick Loftin	Nate Eaton	Tucker Bradley
5/10	WICHITA	W, 7-4	Marcelo Martinez	Logan Porter	Robbie Glendinning	Michael Massey	Nate Eaton	Maikel Garcia	Tucker Bradley	Nick Loftin	Seuly Matias	John Rave
5/11	WICHITA											
5/12	WICHITA											
5/13	WICHITA											
5/14	WICHITA											
5/15	WICHITA											
5/17	@ Arkansas											
5/18	@ Arkansas											
5/19	@ Arkansas											
5/20	@ Arkansas											
5/21	@ Arkansas											
5/22	@ Arkansas											
5/24	@ Midland											
5/25	@ Midland											
5/26	@ Midland											
5/27	@ Midland											
5/28	@ Midland											
5/29	@ Midland											
5/31	CORPUS CHRISTI											
6/1	CORPUS CHRISTI											
6/2	CORPUS CHRISTI											
6/3	CORPUS CHRISTI											
6/4	CORPUS CHRISTI											
6/5	CORPUS CHRISTI											
6/7	@ Tulsa											
6/8	@ Tulsa											
6/9	@ Tulsa											
6/10	@ Tulsa											
6/11	@ Tulsa											
6/12	@ Tulsa											
6/14	ARKANSAS											
6/15	ARKANSAS											
6/16	ARKANSAS											
6/17	ARKANSAS											
6/18	ARKANSAS											
6/19	ARKANSAS											
6/21	SPRINGFIELD											
6/22	SPRINGFIELD											
6/23	SPRINGFIELD											
6/24	SPRINGFIELD											
6/25	SPRINGFIELD											
6/26	SPRINGFIELD											
6/28	@ Amarillo											
6/29	@ Amarillo											
6/30	@ Amarillo											
7/1	@ Amarillo											
7/2	@ Amarillo											
7/3	@ Amarillo											
7/4	TULSA											
7/6	TULSA											
7/7	TULSA											
7/8	TULSA											
7/9	TULSA											
7/10	TULSA											
7/12	@ Corpus Christi											
7/13	@ Corpus Christi											
7/14	@ Corpus Christi											
7/15	@ Corpus Christi											
7/16	@ Corpus Christi											
7/17	@ Corpus Christi											
7/22	SPRINGFIELD											
7/23	SPRINGFIELD											
7/24	SPRINGFIELD											
7/26	@ Wichita											
7/27	@ Wichita											
7/28	@ Wichita											
7/29	@ Wichita											
7/30	@ Wichita											
7/31	@ Wichita											
8/2	TULSA											
8/3	TULSA											
8/4	TULSA											
8/5	TULSA											
8/6	TULSA											
8/7	@ Arkansas											
8/9	@ Arkansas											
8/10	@ Arkansas											
8/11	@ Arkansas											
8/12	@ Arkansas											
8/13	@ Arkansas											
8/14	@ Arkansas											
8/16	SAN ANTONIO											
8/17	SAN ANTONIO											
8/18	SAN ANTONIO											
8/19	SAN ANTONIO											
8/20	SAN ANTONIO											
8/21	SAN ANTONIO											
8/23	SPRINGFIELD											
8/24	SPRINGFIELD											
8/25	SPRINGFIELD											
8/26	SPRINGFIELD											
8/27	SPRINGFIELD											
8/28	SPRINGFIELD											
8/30	@ Tulsa											
8/31	@ Tulsa											
9/1	@ Tulsa											
9/2	@ Tulsa											
9/3	@ Tulsa											
9/4	@ Tulsa											
9/6	@ Wichita											
9/7	@ Wichita											
9/8	@ Wichita											
9/9	@ Wichita											
9/10	@ Wichita											
9/11	@ Wichita											
9/13	FRISCO											
9/14	FRISCO											
9/15	FRISCO											
9/16	FRISCO											
9/17	FRISCO											
9/18	FRISCO											



17

GAME-BY-GAME STARTERS (BY LINEUP)





LF

John Rave, 13 (7-6)
Tucker Bradley, 12 (6-6)
Nate Eaton, 3 (2-1)

CF

Nick Loftin, 21 (11-10)
John Rave, 7 (4-3)

RF

Seuly Matias, 18 (10-8)
Tucker Bradley, 4 (3-1)
Nate Eaton, 4 (2-2)
John Rave, 2 (0-2)

SS

Maikel Garcia, 26 (14-12)
Nate Eaton, 1 (1-0)
Ryan Grotjohn, 1 (0-1)

2B

Michael Massey, 24 (14-10)
Ryan Grotjohn, 3 (0-3)
Brhet Bewley, 1 (1-0)

3B

Nate Eaton, 13 (6-9)
Jake Means, 7 (5-2)
Robbie Glendinning, 5 (3-2)
Brhet Bewley, 1 (1-0)

SP

Drew Parrish, 6 (4-2)
Anthony Veneziano, 6 (2-4)
Alec Marsh, 5 (2-3)
Ángel Zerpa, 4 (1-3)
Dante Biasi, 3 (3-0)
Marcelo Martinez, 2 (2-0)
Asa Lacy, 2 (1-1)

1B

Jake Means, 12 (5-7)
Robbie Glendinning, 11 (7-4)
Logan Porter, 5 (3-2)

DH

Robbie Glendinning, 6 (2-4)
Logan Porter, 5 (2-3)
Nick Loftin, 4 (3-1)
Seuly Matias, 4 (2-2)
Tucker Bradley, 3 (2-1)
Nate Eaton, 2 (2-0)
John Rave, 2 (2-0)
Michael Massey, 2 (0-2)

C

Sebastian Rivero, 17 (8-9)
Logan Porter, 8 (7-1)
Tyler Cropley, 3 (0-3)

1	2	3	4	5	6	7	8	9
Maikel Garcia, 26 (14-12) Nick Loftin, 2 (1-1)	Nick Loftin, 24 (14-10) John Rave, 4 (1-3)	Michael Massey, 26 (14-12) Robbie Glendinning, 1 (1-0) John Rave, 1 (0-1)	Seuly Matias, 22 (12-10) Robbie Glendinning, 3 (3-0) Nate Eaton, 1 (0-1) Jake Means, 1 (0-1) John Rave, 1 (0-1)	Sebastian Rivero, 10 (5-5) Nate Eaton, 10 (3-7) John Rave, 7 (6-1) Robbie Glendinning, 1 (1-0)	Sebastian Rivero, 8 (4-4) Nate Eaton, 7 (4-3) Robbie Glendinning, 5 (2-3) John Rave, 4 (3-1) Logan Porter, 2 (2-0) Ryan Grotjohn, 1 (0-1) Jake Means, 1 (0-1)	Robbie Glendinning, 11 (5-6) Logan Porter, 7 (4-3) Nate Eaton, 5 (4-1) Jake Means, 2 (1-1) Brhet Bewley, 1 (1-0) Ryan Grotjohn, 1 (0-1) John Rave, 1 (0-1)	Jake Means, 13 (8-5) Logan Porter, 9 (6-3) Tyler Cropley, 3 (0-3) Brhet Bewley, 1 (1-0) Robbie Glendinning, 1 (0-1) Ryan Grotjohn, 1 (0-1)	Tucker Bradley, 19 (11-8) John Rave, 6 (3-3) Jake Means, 1 (1-0) Nate Eaton, 1 (0-1) Ryan Grotjohn, 1 (0-1)

[illegible]

OUTFIELD ASSISTS (8)

TUCKER BRADLEY	LF	2
	RF	1
NATE EATON	LF	1
NICK LOFTIN	CF	2
SEULY MATIAS	RF	1
JOHN RAVE	CF	1

OF LINEUP COMBOS

28 games, 28 unique lineup combinations used

MOST USED LINEUP (TBD)

PLAYER	Pos.
1	
2	
3	
4	
5	
6	
7	
8	
9	

CATCHER PITCHING STATS

Catchers	W	L	ERA	GS	SV	IP	H	R	ER	HR	HB	BB	IBB	SO	WHIP	AVG	WP	GDP	TBF	SB	CS	ATT	%CS	PB
Sebastian Rivero	8	9	5.69	17	1	155.0	156	105	98	18	9	85	2	154	1.55	.260	14	16	701	23	2	25	8.0%	2
Logan Porter	7	1	5.07	8	4	71.0	69	42	40	11	4	35	0	68	1.46	.261	4	6	308	8	3	11	27.3%	1
Tyler Cropley	0	3	6.26	3	0	23.0	26	17	16	5	1	11	0	11	1.61	.248	2	1	105	8	0	8	0.0%	0



GM #	APRIL	OPPONENT	SCORE	RECORD	Pos./G+/-	W/IN	Loss	SAVE	TEMP.	1ST PITCH	TIME	ATT.	HOME ATT.	NATURALS				OPPONENT			
														R	H	E	LO	R	H	E	LO
1	4/8	@ Springfield	W, 11-8	1 - 0	T-1st/+1.0	Á. Sotillet (1-0)	G. Black (0-1)	-	42°	6:41 PM	3:55	3,682		11	12	0	10	8	8	4	10
2	4/9	@ Springfield	L, 14-11	1 - 1	T-2nd/-1.0	J. Quezada (1-0)	A. Veneziano (0-1)	F. Pacheco (1)	63°	5:37 PM	3:47	3,037		11	15	2	10	14	13	2	10
3	4/10	@ Springfield	L, 10-5	1 - 2	T-3rd/-2.0	M. Brettell (1-0)	A. Zerpa (0-1)	-	79°	1:38 PM	2:43	2,760		5	7	2	6	10	12	1	6
4	4/12	WICHITA	W, 8-6	2 - 2	T-3rd/-1.0	D. Biasi (1-0)	B. Lawson (0-1)	Á. Sotillet (1)	72°	7:04 PM	3:04	4,032	4,032	8	8	0	6	6	6	2	9
5	4/13	WICHITA	W, 8-5	3 - 2	2nd/-1.0	C. Cosby (1-0)	A. Scherff (0-1)	-	53°	7:05 PM	2:48	2,590	6,622	8	12	0	7	5	7	2	4
6	4/14	WICHITA	L, 7-1	3 - 3	3rd/-1.0	L. Varland (1-0)	D. Parrish (0-1)	-	64°	7:04 PM	3:03	2,655	9,277	1	5	0	7	7	7	0	7
7	4/15	WICHITA	L, 4-2	3 - 4	3rd/-2.0	S. Woods Richardson (1-0)	A. Veneziano (0-2)	A. Schulfer (1)	73°	7:05 PM	2:25	4,404	13,681	2	5	0	6	4	9	1	9
8	4/16	WICHITA	L, 6-5 (10)	3 - 5	T-4th/-2.5	A. Angulo (1-0)	Z. Willeman (0-1)	S. Klimek (1)	55°	6:05 PM	3:25	3,003	16,684	5	6	2	12	6	16	4	11
9	4/17	WICHITA	L, 5-1	3 - 6	5th/-3.0	T. Viza (1-0)	A. Lacy (0-1)	-	52°	2:05 PM	2:37	1,950	18,634	1	10	1	9	5	7	0	5
10	4/19	@ Frisco	L, 4-3	3 - 7	5th/-4.0	S. Nordlin (2-1)	A. Marsh (0-1)	C. Lee (3)	70°	6:37 PM	2:37	2,162		3	2	0	7	4	9	1	10
11	4/20	@ Frisco	W, 7-2	4 - 7	T-4th/-4.0	D. Parrish (1-1)	A. Weems (0-1)	-	86°	6:37 PM	2:27	2,324		7	10	1	7	2	4	0	6
12	4/21	@ Frisco	L, 12-2	4 - 8	5th/-4.0	N.Starr (1-0)	A. Veneziano (0-3)	-	82°	6:37 PM	2:26	3,939		2	2	0	7	12	13	1	3
13	4/22	@ Frisco	W, 11-2	5 - 8	T-4th/-4.0	A. Zerpa (1-1)	C. Bradford (1-1)	-	84°	6:36 PM	2:30	6,222		11	8	0	4	2	8	1	10
14	4/23	@ Frisco	W, 12-4	6 - 8	4th/-4.0	W. Pennington (1-0)	J. Leiter (0-1)	-	82°	6:40 PM	2:39	6,777		12	12	2	7	4	10	2	8
15	4/24	@ Frisco	W, 4-3	7 - 8	4th/-3.0	Y. Del Rosario (1-0)	C. Ragans (0-1)	Á. Sotillet (2)	75°	4:16 PM	2:21	3,208		4	9	0	9	3	6	1	6
16	4/26	AMARILLO	L, 6-5 (11)	7 - 9	T-4th/-3.0	J. Garcia (1-0)	W. Pennington (1-1)	B. Rogers (1)	55°	11:06 AM	3:02	3,702	22,336	6	10	0	8	5	9	1	9
17	4/27	AMARILLO	W, 12-6	8 - 9	4th/-3.0	A. Veneziano (1-3)	S. Cecconi (0-1)	-	68°	7:05 PM	2:28	3,073	25,409	12	15	0	9	6	11	2	7
18	4/28	AMARILLO	L, 9-5	8 - 10	4th/-3.0	K. Curtis (1-1)	Z. Willeman (0-2)	-	64°	7:04 PM	2:38	3,100	28,509	5	8	0	6	9	13	1	4
19	4/29	AMARILLO	W, 8-7	9 - 10	T-3rd/-3.0	W. Pennington (2-1)	D. Olivero (0-1)	J. Dipoto (1)	74°	7:05 PM	2:51	4,890	33,399	8	17	1	9	7	15	0	11
20	4/30	AMARILLO	L, 7-5	9 - 11	T-3rd/-3.0	B. Pfaadt (1-1)	H. Capps (0-1)	B. Workman (1)	72°	6:06 PM	2:16	5,857	39,256	5	8	0	4	7	10	0	5

APRIL Hitting Results: .261/.357/.422 (180-for-690), 37 2B, 22 HR, 126 R, 97 BB, 32 SB // APRIL Pitching Results: 9-11, 5.98 ERA (119 ER in 179.0 IP), 3/5 SV, 194 H, 25 HR, 87 BB, 158 K, .276 AVG

GM #	MAY	OPPONENT	SCORE	RECORD	Pos./G+/-	W/IN	Loss	SAVE	TEMP.	1ST PITCH	TIME	ATT.	HOME ATT.	NATURALS				OPPONENT			
														R	H	E	LO	R	H	E	LO
21	5/1	AMARILLO	W, 9-5	10 - 11	3rd/-3.0	D. Parrish (2-1)	J. Vernia (0-1)	-	70°	2:04 PM	2:32	5,348	44,604	9	12	0	7	5	11	0	7
22	5/3	@ Springfield	L, 12-5	10 - 12	T-3rd/-3.5	D. Roach (2-1)	A. Veneziano (1-3)	-	52°	6:37 PM	2:49	3,701		5	8	2	7	12	10	2	10
23	5/4	@ Springfield	W, 13-3	11 - 12	T-3rd/-3.0	M. Martinez (1-0)	K. Leahy (0-4)	-	55°	7:34 PM	2:33 (:59)	3,131		13	15	0	10	3	6	1	4
24	5/5	@ Springfield	W, 9-6	12 - 12	3rd/-2.5	Y. Del Rosario (2-0)	G. Black (1-3)	W. Pennington (1)	61°	6:36 PM	2:42	3,125		9	17	0	12	6	8	1	4
25	5/6	@ Springfield	L, 2-1	12 - 13	T-3rd/-4.0	T. Pike (1-1)	H. Capps (0-2)	F. Pacheco (5)	64°	6:39 PM	2:22	3,165		1	4	1	2	2	6	0	10
26	5/7	@ Springfield	W, 4-0	13 - 13	3rd/-4.0	D. Parrish (3-1)	C. Lunn (2-3)	-	74°	6:05 PM	2:04	4,375		4	9	0	5	0	3	1	4
27	5/8	@ Springfield	W, 9-5	14 - 13	3rd/-2.5	W. Pennington (3-1)	F. Pacheco (0-1)	-	77°	6:07 PM	2:40	3,922		9	13	1	8	5	6	1	7
28	5/10	WICHITA	W, 7-4	15 - 13	3rd/-1.5	D. Biasi (2-0)	K. Klimek (0-1)	Y. Del Rosario (1)	84°	11:06 AM	2:35	5,620	50,224	7	11	0	5	4	7	0	11
29	5/11	WICHITA																			
30	5/12	WICHITA																			
31	5/13	WICHITA																			
32	5/14	WICHITA																			
33	5/15	WICHITA																			
34	5/17	@ Arkansas																			
35	5/18	@ Arkansas																			
36	5/19	@ Arkansas																			
37	5/20	@ Arkansas																			
38	5/21	@ Arkansas																			
39	5/22	@ Arkansas																			
40	5/24	@ Midland																			
41	5/25	@ Midland																			
42	5/26	@ Midland																			
43	5/27	@ Midland																			
44	5/28	@ Midland																			
45	5/29	@ Midland																			
46	5/31	CORPUS CHRISTI																			

MAY Hitting Results: TBD // MAY Pitching Results: TBD

GM #	JUNE	OPPONENT	SCORE	RECORD	Pos./G+/-	W/IN	Loss	SAVE	TEMP.	1ST PITCH	TIME	ATT.	HOME ATT.	NATURALS				OPPONENT			
														R	H	E	LO	R	H	E	LO
47	6/1	CORPUS CHRISTI																			
48	6/2	CORPUS CHRISTI																			
49	6/3	CORPUS CHRISTI																			
50	6/4	CORPUS CHRISTI																			
51	6/5	CORPUS CHRISTI																			
52	6/7	@ Tulsa																			
53	6/8	@ Tulsa																			
54	6/9	@ Tulsa																			
55	6/10	@ Tulsa																			
56	6/11	@ Tulsa																			
57	6/12	@ Tulsa																			
58	6/14	ARKANSAS																			
59	6/15	ARKANSAS																			
60	6/16	ARKANSAS																			
61	6/17	ARKANSAS																			
62	6/18	ARKANSAS																			
63	6/19	ARKANSAS																			
64	6/21	SPRINGFIELD																			
65	6/22	SPRINGFIELD																			
66	6/23	SPRINGFIELD																			
67	6/24	SPRINGFIELD																			
68	6/25	SPRINGFIELD																			
69	6/26	SPRINGFIELD																			

1ST HALF Hitting Results: TBD // 1ST HALF Pitching Results: TBD



GM #	JUNE	OPPONENT	SCORE	RECORD	Pos./G+/-	WIN	LOSS	SAVE	TEMP.	1ST PITCH	TIME	ATT.	HOME ATT.	NATURALS				OPPONENT			
														R	H	E	LO	R	H	E	LO
70	6/28	@ Amarillo																			
71	6/29	@ Amarillo																			
72	6/30	@ Amarillo																			
JUNE Hitting Results: TBD // JUNE Pitching Results: TBD																					
GM #	JULY	OPPONENT	SCORE	RECORD	Pos./G+/-	WIN	LOSS	SAVE	TEMP.	1ST PITCH	TIME	ATT.	HOME ATT.	NATURALS				OPPONENT			
														R	H	E	LO	R	H	E	LO
73	7/1	@ Amarillo																			
74	7/2	@ Amarillo																			
75	7/3	@ Amarillo																			
76	7/4	TULSA																			
77	7/6	TULSA																			
78	7/7	TULSA																			
79	7/8	TULSA																			
80	7/9	TULSA																			
81	7/10	TULSA																			
82	7/12	@ Corpus Christi																			
83	7/13	@ Corpus Christi																			
84	7/14	@ Corpus Christi																			
85	7/15	@ Corpus Christi																			
86	7/16	@ Corpus Christi																			
87	7/17	@ Corpus Christi																			
88	7/22	SPRINGFIELD																			
89	7/23	SPRINGFIELD																			
90	7/24	SPRINGFIELD																			
91	7/26	@ Wichita																			
92	7/27	@ Wichita																			
93	7/28	@ Wichita																			
94	7/29	@ Wichita																			
95	7/30	@ Wichita																			
96	7/31	@ Wichita																			
JULY Hitting Results: TBD // JULY Pitching Results: TBD																					
GM #	AUGUST	OPPONENT	SCORE	RECORD	Pos./G+/-	WIN	LOSS	SAVE	TEMP.	1ST PITCH	TIME	ATT.	HOME ATT.	NATURALS				OPPONENT			
														R	H	E	LO	R	H	E	LO
97	8/2	TULSA																			
98	8/3	TULSA																			
99	8/4	TULSA																			
100	8/5	TULSA																			
101	8/6	TULSA																			
102	8/7	TULSA																			
103	8/9	@ Arkansas																			
104	8/10	@ Arkansas																			
105	8/11	@ Arkansas																			
106	8/12	@ Arkansas																			
107	8/13	@ Arkansas																			
108	8/14	@ Arkansas																			
109	8/16	SAN ANTONIO																			
110	8/17	SAN ANTONIO																			
111	8/18	SAN ANTONIO																			
112	8/19	SAN ANTONIO																			
113	8/20	SAN ANTONIO																			
114	8/21	SAN ANTONIO																			
115	8/23	SPRINGFIELD																			
116	8/24	SPRINGFIELD																			
117	8/25	SPRINGFIELD																			
118	8/26	SPRINGFIELD																			
119	8/27	SPRINGFIELD																			
120	8/28	SPRINGFIELD																			
121	8/30	@ Tulsa																			
122	8/31	@ Tulsa																			
AUGUST Hitting Results: TBD // AUGUST Pitching Results: TBD																					
GM #	SEPTEMBER	OPPONENT	SCORE	RECORD	Pos./G+/-	WIN	LOSS	SAVE	TEMP.	1ST PITCH	TIME	ATT.	HOME ATT.	NATURALS				OPPONENT			
														R	H	E	LO	R	H	E	LO
123	9/1	@ Tulsa																			
124	9/2	@ Tulsa																			
125	9/3	@ Tulsa																			
126	9/4	@ Tulsa																			
127	9/6	@ Wichita																			
128	9/7	@ Wichita																			
129	9/8	@ Wichita																			
130	9/9	@ Wichita																			
131	9/10	@ Wichita																			
132	9/11	@ Wichita																			
133	9/13	FRISCO																			
134	9/14	FRISCO																			
135	9/15	FRISCO																			
136	9/16	FRISCO																			
137	9/17	FRISCO																			
138	9/18	FRISCO																			
SEPTEMBER Hitting Results: TBD // SEPTEMBER Pitching Results: TBD																					
2ND HALF Hitting Results: TBD // 2ND HALF Pitching Results: TBD																					



22

GAME-BY-GAME PITCHING




DATE	OPPONENT	RESULT	IP	H	R	ER	BB	SO	2B	3B	HR	AVG	WHIP	WP	BK	HB	GIDP	IBB	TBF	SV	ERA (SEASON)
4/8	@ Springfield	W, 11-8	9.0	8	8	8	9	6	3	0	2	(.229)	(1.89)	2	0	1	0	0	45	0	8.00
4/9	@ Springfield	L, 14-11	8.0	13	14	12	12	5	2	0	1	(.361)	(3.13)	1	0	0	2	0	48	0	10.59
4/10	@ Springfield	L, 10-5	8.0	12	10	10	3	0	3	0	3	(.333)	(1.88)	2	0	1	0	0	40	0	10.80
4/12	WICHITA	W, 8-6	9.0	6	6	6	5	13	0	0	0	(.171)	(1.22)	2	0	2	0	0	42	1	9.53
4/13	WICHITA	W, 8-5	9.0	7	5	5	3	15	2	0	2	(.212)	(1.11)	1	0	0	1	0	36	0	8.58
4/14	WICHITA	L, 7-1	9.0	7	7	7	5	9	3	1	1	(.206)	(1.33)	0	0	2	0	0	41	0	8.31
4/15	WICHITA	L, 4-2	9.0	9	4	4	6	4	1	1	1	(.265)	(1.67)	0	0	0	1	0	40	0	7.67
4/16	WICHITA	L, 6-5 (10)	10.0	16	6	4	2	9	0	0	0	(.372)	(1.80)	0	0	0	2	0	46	0	7.10
4/17	WICHITA	L, 5-1	9.0	7	5	4	3	8	1	0	2	(.206)	(1.11)	0	0	0	0	0	37	0	6.75
4/19	@ Frisco	L, 4-3	8.0	9	4	4	6	7	1	0	0	(.300)	(1.88)	1	0	0	1	0	38	0	6.55
4/20	@ Frisco	W, 7-2	9.0	4	2	1	4	6	1	0	1	(.133)	(0.89)	1	0	1	2	0	35	0	6.03
4/21	@ Frisco	L, 12-2	8.0	13	12	12	2	6	3	0	3	(.382)	(1.88)	0	0	2	1	0	39	0	6.60
4/22	@ Frisco	W, 11-2	9.0	8	2	2	4	9	0	0	1	(.235)	(1.33)	1	0	0	0	0	39	0	6.24
4/23	@ Frisco	W, 12-4	9.0	10	4	3	3	7	2	0	2	(.286)	(1.44)	0	0	0	0	0	39	0	6.00
4/24	@ Frisco	W, 4-3	9.0	6	3	3	3	9	3	0	1	(.194)	(1.00)	0	0	1	1	0	36	1	5.80
4/26	AMARILLO	L, 6-5 (11)	11.0	10	6	5	3	12	1	0	0	(.244)	(1.18)	2	0	0	1	1	45	0	5.66
4/27	AMARILLO	W, 12-6	9.0	11	6	6	2	6	2	0	1	(.297)	(1.44)	2	0	0	0	0	40	0	5.68
4/28	AMARILLO	L, 9-5	9.0	13	9	9	4	5	3	1	1	(.361)	(1.89)	0	1	0	2	1	40	0	5.87
4/29	AMARILLO	W, 8-7	9.0	15	7	7	6	11	2	0	0	(.395)	(2.33)	2	0	0	2	0	45	1	5.93
4/30	AMARILLO	L, 7-5	9.0	10	7	7	2	11	2	0	3	(.278)	(1.33)	0	0	1	1	0	39	0	5.98
5/1	AMARILLO	W, 9-5	9.0	11	5	5	2	8	3	0	2	(.324)	(1.44)	0	0	1	0	0	39	0	5.94
5/3	@ Springfield	L, 12-5	8.0	10	12	12	13	8	4	0	1	(.323)	(2.88)	0	0	2	3	0	46	0	6.24
5/4	@ Springfield	W, 13-3	9.0	6	3	3	2	9	0	0	1	(.188)	(0.89)	1	0	0	1	0	34	0	6.10
5/5	@ Springfield	W, 9-6	9.0	8	6	6	4	12	4	0	2	(.242)	(1.33)	0	0	0	1	0	37	1	6.10
5/6	@ Springfield	L, 2-1	8.0	7	2	2	5	16	2	0	0	(.226)	(1.50)	0	0	0	0	0	36	0	5.96
5/7	@ Springfield	W, 4-0	9.0	3	0	0	2	8	0	0	0	(.103)	(0.56)	1	0	0	0	0	31	0	5.73
5/8	@ Springfield	W, 9-5	9.0	6	5	3	7	5	1	0	1	(.188)	(1.44)	1	0	0	1	0	39	0	5.63
5/10	WICHITA	W, 7-4	9.0	7	4	4	9	9	2	0	2	(.212)	(1.78)	0	0	0	0	0	42	1	5.57
5/11	WICHITA																				
5/12	WICHITA																				
5/13	WICHITA																				
5/14	WICHITA																				
5/15	WICHITA																				
5/17	@ Arkansas																				
5/18	@ Arkansas																				
5/19	@ Arkansas																				
5/20	@ Arkansas																				
5/21	@ Arkansas																				
5/22	@ Arkansas																				
5/24	@ Midland																				
5/25	@ Midland																				
5/26	@ Midland																				
5/27	@ Midland																				
5/28	@ Midland																				
5/29	@ Midland																				
5/31	CORPUS CHRISTI																				
6/1	CORPUS CHRISTI																				
6/2	CORPUS CHRISTI																				
6/3	CORPUS CHRISTI																				
6/4	CORPUS CHRISTI																				
6/5	CORPUS CHRISTI																				
6/7	@ Tulsa																				
6/8	@ Tulsa																				
6/9	@ Tulsa																				
6/10	@ Tulsa																				
6/11	@ Tulsa																				
6/12	@ Tulsa																				
6/14	ARKANSAS																				
6/15	ARKANSAS																				
6/16	ARKANSAS																				
6/17	ARKANSAS																				
6/18	ARKANSAS																				
6/19	ARKANSAS																				
6/21	SPRINGFIELD																				
6/22	SPRINGFIELD																				
6/23	SPRINGFIELD																				
6/24	SPRINGFIELD																				
6/25	SPRINGFIELD																				
6/26	SPRINGFIELD																				



23

GAME-BY-GAME HITTING

VS





THE LAST TIME THE NATURALS...

THREW A PERFECT GAME	N/A
THREW A NO-HITTER	Brooks Pounders, 6/27/2013 vs. Midland
THREW A 9-INNING NO-HITTER	Brooks Pounders, 6/27/2013 vs. Midland
THREW A COMBINED NO-HITTER	Greg Holland, Chris Dwyer, Brandon Lafferty & Kendal Volz, 5/10/2012 vs. Springfield
THREW A COMBINED 1-HITTER (9 Innings)	N/A
THREW A COMBINED 1-HITTER (7 Innings)	Jonathan Heasley & Robert Garcia, 5/28/2021 vs. San Antonio (Game 2)
THREW A COMBINED 2-HITTER (9 Innings)	Jonathan Heasley, Derrick Adams & Josh Dye, 7/8/2021 @ Wichita
THREW A COMBINED 2-HITTER (7 Innings)	Nolan Watson, Yefri Del Rosario & Robert Garcia, 8/27/2021 vs. Springfield (Game 1)
GOT NO-HIT (9 INNINGS)	5/17/2016 vs. Arkansas, 6-0
GOT NO-HIT (LESS THAN 9 INNINGS)	N/A
GOT 1-HIT	8/31/2019 vs. Frisco
GOT 2-HIT	4/21/2022 @ Frisco
THREW A COMBINED 9-INNING SHUTOUT	5/7/2022 @ Springfield (4-0)
THREW BACK-TO-BACK SHUTOUTS	Games 1 and 2, 8/14/2021 vs. Frisco
GOT SHUT OUT (9 INNINGS)	8/18/2021 vs. Tulsa
GOT SHUT OUT IN BACK-TO-BACK GAMES	August 12 & 13, 2019 @ Arkansas
GOT SHUT OUT IN 3 STRAIGHT GAMES	July 10 vs. Frisco, July 11 & 12, 2015 vs. Midland
GOT SHUT OUT (LESS THAN 9 INNINGS)	8/7/2021 @ Arkansas (5 Innings)
WON 11 GAMES IN A ROW	April 26 - May 6, 2015
WON 8 GAMES IN A ROW	June 14 - June 20, 2017
WON 7 GAMES IN A ROW	May 16 - May 22, 2015
WON 6 GAMES IN A ROW	August 2 - August 8, 2018
LOST 10 GAMES IN A ROW	April 6 - April 16, 2014
LOST 9 GAMES IN A ROW	April 8 - April 16, 2019
LOST 8 GAMES IN A ROW	July 2 - July 9, 2012
LOST 7 GAMES IN A ROW	July 12 - July 18, 2018
LOST 6 GAMES IN A ROW	July 15 - July 20, 2017
STRUCK OUT 19+ OPPOSING HITTERS	5/11/2013 @ Springfield (19)
STRUCK OUT 17+ OPPOSING HITTERS	8/29/2019 vs. Midland (18)
STRUCK OUT 15+ OPPOSING HITTERS	5/6/2022 @ Springfield (16)
STRUCK OUT 10+ OPPOSING HITTERS	5/6/2022 @ Springfield (16)
SCORED 20+ RUNS IN ONE GAME	8/20/2013 @ Springfield (21)
SCORED 15+ RUNS IN ONE GAME	8/24/2021 vs. Springfield (18)
SCORED 10+ RUNS IN ONE GAME	5/4/22 @ Springfield (13)
ALLOWED 25+ RUNS IN ONE GAME	4/15/2011 @ San Antonio (26)
ALLOWED 20+ RUNS IN ONE GAME	7/25/2021 @ Tulsa (23)
ALLOWED 15+ RUNS IN ONE GAME	7/27/2021 vs. Wichita (18)
ALLOWED 10+ RUNS IN ONE GAME	5/4/22 @ Springfield (12)
HAD 22+ HITS IN ONE GAME	5/22/2010 vs. Arkansas (22)
HAD 20+ HITS IN ONE GAME	8/24/2021 vs. Springfield (20)
HAD 15+ HITS IN ONE GAME	5/5/2022 @ Springfield (17)
HAD 10+ HITS IN ONE GAME	5/10/2022 vs. Wichita (11)
ALLOWED 25+ HITS IN ONE GAME	4/15/2011 @ San Antonio (26)
ALLOWED 20+ HITS IN ONE GAME	7/27/2021 vs. Wichita (23)
ALLOWED 15+ HITS IN ONE GAME	4/29/2022 vs. Amarillo (15)
ALLOWED 10+ HITS IN ONE GAME	5/4/22 @ Springfield (10)
WALKED 14+ TIMES IN ONE GAME	5/8/2021 @ Arkansas (14)
WALKED 10+ TIMES IN ONE GAME	7/29/2021 vs. Wichita (10)
WALKED 8+ TIMES IN ONE GAME	5/4/22 @ Springfield (9)
ALLOWED 13+ WALKS IN ONE GAME	5/4/22 @ Springfield (13)
ALLOWED 10+ WALKS IN ONE GAME	5/4/22 @ Springfield (13)
ALLOWED 8+ WALKS IN ONE GAME	5/10/2022 vs. Wichita (9)
HIT 7+ HOME RUNS IN A GAME	5/30/2021 vs. San Antonio (7)
HIT 5+ HOME RUNS IN A GAME	8/24/2021 vs. Springfield (5)
HIT 3+ HOME RUNS IN A GAME	5/5/2022 @ Springfield (4)
ALLOWED 7+ HOME RUNS IN A GAME	4/15/2011 @ San Antonio (7)
ALLOWED 5+ HOME RUNS IN A GAME	7/6/2021 @ Wichita (5)
ALLOWED 3+ HOME RUNS IN A GAME	4/30/2022 vs. Amarillo (3)
HAD 2 PLAYERS HIT 2 HOME RUNS IN A GAME	Hunter Dozier & Bubba Starling, 4/10/2016 vs. Midland
HIT BACK-TO-BACK HOME RUNS	Brihet Bewley & Tucker Bradley, 6th Inning, 5/5/2022 @ Springfield
HIT 3 STRAIGHT HOME RUNS	Bobby Witt Jr., Nick Pratto & MJ Melendez, 5/30/2021 vs. San Antonio
SCORED 10+ RUNS IN AN INNING	2nd Inning, 9/9/2021 @ Wichita (10)
SCORED 7+ RUNS IN AN INNING	4th Inning, 4/27/2022 vs. Amarillo (7)
SCORED 5+ RUNS IN AN INNING	6th Inning, 5/5/2022 @ Springfield (5)
SCORED 5+ RUNS IN AN EXTRA INNING	10th Inning, 6/2/2012 vs. Frisco (5)
ALLOWED 10+ RUNS IN AN INNING	7/26/2019 vs. Corpus Christi (11)
ALLOWED 7+ RUNS IN AN INNING	2nd Inning, 7/25/2021 @ Tulsa (7)
ALLOWED 5+ RUNS IN AN INNING	9th Inning, 4/28/2022 vs. Amarillo (5)
ALLOWED 5+ RUNS IN AN EXTRA INNING	11th Inning, 8/4/26/2022 vs. Amarillo (5)
WON A GAME BY 15+ RUNS	18-1, 8/24/2021 vs. Springfield
WON A GAME BY 10+ RUNS	5/4/22 @ Springfield
LOST A GAME BY 15+ RUNS	23-8, 7/25/2021 @ Tulsa
LOST A GAME BY 10+ RUNS	12-2, 4/21/2022 @ Frisco
SCORED 12+ RUNS IN CONSECUTIVE GAMES	June 28 (vs. Tulsa) & July 2 (@ Frisco), 2015
SCORED 10+ RUNS IN CONSECUTIVE GAMES	April 22 & 23, 2022 @ Frisco
SCORED A RUN WITHOUT AN RBI	9/7/2021 @ Wichita
SCORED MULTIPLE RUNS WITHOUT AN RBI	2 Runs, 8/16/2018 @ Midland
TURNED 5 DOUBLE PLAYS IN ONE GAME	8/20/2015 @ San Antonio
TURNED 3+ DOUBLE PLAYS IN ONE GAME	5/4/22 @ Springfield (3)
TURNED A TRIPLE PLAY	Frank Schwindel (1B) to Corey Toups (2B) to Humberto Arteaga (SS) to Schwindel to Toups, 8/31/2016 vs. Tulsa
HIT INTO A TRIPLE PLAY	Mauricio Ramos, 7/24/2016 vs. Springfield
COMMITTED 6 ERRORS	5/4/2019 vs. Midland
COMMITTED 5 ERRORS	5/29/2021 vs. San Antonio
COMMITTED 3+ ERRORS	8/17/2021 @ Tulsa (3)
EVERY NATURAL IN THE STARTING LINEUP HAD A HIT	5/8/22 @ Springfield
EVERY NATURAL IN THE STARTING LINEUP SCORED A RUN	5/4/22 @ Springfield
EVERY NATURAL IN THE STARTING LINEUP HAD A HIT AND SCORED A RUN	5/4/22 @ Springfield
LINEUP BATTED AROUND TWICE IN ONE GAME	3rd and 9th Innings, 5/4/22 @ Springfield
WON ON THE LAST AT-BAT OF THE GAME (WALK-OFF WIN)	9/3/2021 vs. Corpus Christi
LOST ON THE LAST AT-BAT OF THE GAME (WALK-OFF LOSS)	8/20/2021 @ Tulsa
PLAYED BACK-TO-BACK EXTRA-INNING GAMES	September 2nd & 3rd, 2021 vs. Corpus Christi
WON BOTH GAMES OF A DOUBLEHEADER	8/24/2021 vs. Springfield (8-0, 4-1)
PITCHED SHUTOUTS IN BOTH GAMES OF A DOUBLEHEADER	8/14/2021 vs. Frisco (1-0, 10-0)
LOST BOTH GAMES OF A DOUBLEHEADER	5/30/2019 vs. Arkansas (7-4, 10-7)

THE LAST TIME A NATURALS HITTER...

HAD 6 HITS IN ONE GAME	Ed Lucas, 7/21/2008 @ Springfield
HAD 5 HITS IN ONE GAME	Dairon Blanco, 7/13/2021 vs. Arkansas
HAD 4 HITS IN ONE GAME	Maikel Garcia, 5/1/2022 vs. Amarillo
HAD 3 HITS IN ONE GAME	Tucker Bradley, 5/10/2022 vs. Wichita
HIT 3 HOME RUNS IN ONE GAME	Bobby Witt Jr., 5/30/2021 vs. San Antonio
HIT 2 HOME RUNS IN ONE GAME	Sebastian Rivero, 4/27/2022 vs. Amarillo
HIT 2 TRIPLES IN ONE GAME	Taylor Featherston, 4/18/2019 vs. Springfield
HIT 3 DOUBLES IN ONE GAME	Nick Loftin, 5/4/22 @ Springfield
HIT 2 DOUBLES IN ONE GAME	Robbie Glendinning, 4/29/22 vs. Amarillo
HIT A GRAND SLAM	Tucker Bradley, 4/23/2022 @ Frisco
HIT AN INSIDE-THE-PARK HOME RUN	Brewer Hicklen, 7/15/2021 vs. Arkansas
LED OFF A HOME GAME WITH A HOME RUN	Clay Dungan, 7/18/2021 vs. Arkansas
LED OFF A ROAD GAME WITH A HOME RUN	Clay Dungan, 7/24/2021 @ Tulsa
HIT A PINCH-HIT HOME RUN	Frank Schwindel, 8/21/2015 @ Corpus Christi
HIT A WALK-OFF HOME RUN	Gabriel Cancel, 4/20/2019 vs. Springfield
HIT FOR THE CYCLE	Nicky Lopez, 6/21/2018 @ Tulsa
HAD 7 RBI IN ONE GAME	Taylor Featherston, 7/20/2019 @ Amarillo
HAD 6 RBI IN ONE GAME	Nick Pratto, 5/21/2021 @ Springfield
HAD 5 RBI IN ONE GAME	Nick Loftin, 4/22/2022 @ Frisco
HAD 4 RBI IN ONE GAME	Michael Massey, 5/1/2022 vs. Amarillo
SCORED 4 RUNS IN ONE GAME	Maikel Garcia, 4/8/2022 @ Springfield
SCORED 3 RUNS IN ONE GAME	Sebastian Rivero & Robbie Glendinning, 5/4/22 @ Springfield
WALKED 4 TIMES IN ONE GAME	Travis Jones, 4/29/2021 @ Springfield
WALKED 3 TIMES IN ONE GAME	Michael Massey, 5/8/22 @ Springfield
STOLE 4 BASES IN ONE GAME	Nick Heath, 5/20/2019 @ Arkansas
STOLE 3 BASES IN ONE GAME	Brewer Hicklen, 8/12/2021 vs. Frisco
STOLE 2 BASES IN ONE GAME	Tucker Bradley, 4/24/2022 @ Frisco
STRUCK OUT 5 TIMES IN ONE GAME	Dairon Blanco, 5/12/2021 vs. Tulsa
STRUCK OUT 4 TIMES IN ONE GAME	Meibrys Vilorio, 9/4/2021 vs. Corpus Christi
STRUCK OUT 3 TIMES IN ONE GAME	Seuly Matias & Brihet Bewley, 5/7/2022 @ Springfield
REACHED BASE 6 TIMES IN ONE GAME	Travis Jones, 6/29/2021 @ Springfield
REACHED BASE 5 TIMES IN ONE GAME	Nate Eaton, 4/23/2022 @ Frisco
REACHED BASE 4 TIMES IN ONE GAME	Michael Massey, 5/8/22 @ Springfield
REACHED BASE IN EVERY TRIP TO THE PLATE (6 PA)	Johnny Givonetella, 7/22/2010 @ Arkansas
REACHED BASE IN EVERY TRIP TO THE PLATE (5 PA)	Nate Eaton, 4/23/2022 @ Frisco
REACHED BASE IN EVERY TRIP TO THE PLATE (4 PA)	Vinnie Pasquantino, 9/8/2021 @ Wichita
REACHED 2 TIMES IN THE SAME INNING	Sebastian Rivero & Nate Eaton, 4th Inning, 4/27/2022 vs. Amarillo
HAD 2 HITS IN THE SAME INNING	Sebastian Rivero & Nate Eaton, 4th Inning, 4/27/2022 vs. Amarillo
SAW 16 PITCHES IN A SINGLE PLATE APPEARANCE	Donnie Dewees, 4/7/2017 vs. San Antonio
SAW 15 PITCHES IN A SINGLE PLATE APPEARANCE	Dennicher Carrasco, 7/18/2021 vs. Arkansas
SAW 14 PITCHES IN A SINGLE PLATE APPEARANCE	Jordan George, 8/27/2019 vs. Midland
SAW 10+ PITCHES IN A SINGLE PLATE APPEARANCE	Michael Massey, 4/24/2022 @ Frisco (10)
HIT HOME RUNS IN BOTH GAMES OF A DOUBLEHEADER	Jimmy Govern, 8/14/2021 vs. Frisco
HIT HOME RUNS IN BACK-TO-BACK GAMES	Michael Massey, 4/30 and 5/1 vs. Amarillo
HIT HOME RUNS IN 3 STRAIGHT GAMES	Michael Massey, 4/23 to 4/24/2022 @ Frisco
HIT HOME RUNS IN 4 STRAIGHT GAMES	Wil Myers, 5/5 to 5/8/2012 vs. Tulsa
HIT HOME RUNS IN 5 STRAIGHT GAMES	Clint Robinson, 8/7 to 8/12/2010 vs. Arkansas, @ Frisco
HAD 2+ HITS IN 8 STRAIGHT GAMES	Kurt Mertins, May 25 to June 6, 2009
HAD 2+ HITS IN 7 STRAIGHT GAMES	Jeff Bianchi, July 20 to July 27, 2009
HAD 2+ HITS IN 6 STRAIGHT GAMES	Anderson Miller, May 14 to May 19, 2019
HAD 2+ HITS IN 5 STRAIGHT GAMES	Bobby Witt Jr., June 16 to June 20, 2021
HAD A 20+ GAME HITTING STREAK	Clint Robinson, 21 Games: June 15 - July 12, 2010
HAD A 18+ GAME HITTING STREAK	Jordan Parraz, 19 Games: May 27 - June 15, 2009
HAD A 16+ GAME HITTING STREAK	Jackson Flores, 17 Games: June 15 - July 6, 2018
HAD A 14+ GAME HITTING STREAK	Jackson Flores, 15 Games: July 31 - August 16, 2018
HAD A 12+ GAME HITTING STREAK	MJ Melendez, 12 Games: June 26 - July 8, 2010
HAD A 30+ GAME REACHED BASE STREAK	Jackson Flores, 34 Games: May 29 - July 7, 2018
HAD A 25+ GAME REACHED BASE STREAK	Vinnie Pasquantino, 25 Games: August 5 - September 3, 2021
HAD A 20+ GAME REACHED BASE STREAK	Freddy Fermin, 23 Games: July 2, 2021 to August 4, 2021

THE LAST TIME A NATURALS PITCHER...

THREW A 1-HITTER (9 Innings)	N/A
THREW A 1-HITTER (7 Innings)	N/A
THREW A 2-HITTER (9 Innings)	N/A
THREW A 2-HITTER (7 Innings)	Drew Parrish, 8/27/2021 vs. Springfield (Game 2)
THREW A 9-INNING COMPLETE GAME SHUTOUT	Corey Ray, 6/8/2017 vs. Springfield
THREW A 7-INNING COMPLETE GAME SHUTOUT	Drew Parrish, 8/27/2021 vs. Springfield
THREW A 5-INNING COMPLETE GAME SHUTOUT	Danny Duffy, 9/2/2010 vs. Arkansas
THREW A 9-INNING COMPLETE GAME	Scott Blewett, 8/10/2018 vs. Frisco
THREW AN 8-INNING COMPLETE GAME	Ofreidy Gomez, 8/2/2019 @ Tulsa
THREW A 7-INNING COMPLETE GAME	Drew Parrish, 8/27/2021 vs. Springfield
THREW A 6-INNING COMPLETE GAME	Sugar Ray Marimon, 5/26/2013 @ San Antonio
STRUCK OUT 13 IN A GAME	Danny Duffy, July 17, 2013 @ Tulsa
STRUCK OUT 12 IN A GAME	Josh Staumont, 9/4/2016 vs. Arkansas
STRUCK OUT 11 IN A GAME	Alec Marsh, 5/14/2021 vs. Tulsa
STRUCK OUT 10 IN A GAME	Jonathan Bowlan, 5/5/2021 @ Arkansas
WALKED 8 IN A GAME	Noel Arguelles, 5/12/2013 @ Springfield
WALKED 7 IN A GAME	Jason Adam, 7/5/2013 @ Midland
WALKED 6 IN A GAME	Marcelo Martinez, 5/10/2022 vs. Wichita
WALKED 5 IN A GAME	Anthony Veneziano, 4/9/2022 @ Springfield
ALLOWED 4 HOME RUNS IN A GAME	Francisco Terrero, 4/22/2018 @ Tulsa
ALLOWED 3 HOME RUNS IN A GAME	Alec Marsh, 4/30/2022 vs. Amarillo
ALLOWED 2 HOME RUNS IN A GAME	Marcelo Martinez, 5/10/2022 vs. Wichita
THREW 110+ PITCHES IN A GAME	Andy Ferguson, 8/9/2014 vs. San Antonio (116)
THREW 100+ PITCHES IN A GAME	Brady Singer, 8/31/2019 vs. Frisco (105)
THREW 95+ PITCHES IN A GAME	Gerson Garabito, 9/1/2019 vs. Frisco (96)
THREW 90+ PITCHES IN A GAME	Drew Parrish, 8/27/2021 vs. Springfield (91)
WON HIS NATURALS DEBUT	Walter Pennington, 4/23/2022 @ Frisco
THREW AN IMMACULATE INNING	Grant Gavin, 6th Inning 5/20/2019 @ Arkansas