



SWB



OFF THE RAILS!

2022 SCRANTON/WILKES-BARRE RAILRIDERS SCHEDULE



S	M	T	W	T	F	S
					1	2
APRIL						
3	4	5 @SYR 6:35P	6 @SYR 6:35P	7 @SYR 6:35P	8 @SYR 6:35P	9 @SYR 6:35P
10 @SYR 1:05P	11	12 NOR 6:35P	13 NOR 6:35P	14 NOR 6:35P	15 NOR 6:35P	16 NOR 4:05P
17 NOR 1:05P	18	19 @BUF 6:05P	20 @BUF 1:05P	21 @BUF 6:05P	22 @BUF 6:05P	23 @BUF 6:05P
24 @BUF 1:05P	25	26 LHV 6:35P	27 LHV 6:35P	28 LHV 6:35P	29 LHV 6:35P	30 LHV 4:05P

S	M	T	W	T	F	S
1 LHV 1:05P	2	3 @ROC 6:05P	4 @ROC 11:05A	5 @ROC 6:05P	6 @ROC 6:05P	7 @ROC 1:05P
8 @ROC 1:05P	9	10 SYR 6:05P	11 SYR 11:05A	12 SYR 6:35P	13 SYR 6:35P	14 SYR 4:05P
15 SYR 1:05P	16	17 @WOR 6:45P	18 @WOR 6:45P	19 @WOR 6:45P	20 @WOR 6:45P	21 @WOR 4:05P
22 @WOR 1:05P	23	24 JAX 6:05P	25 JAX 11:05A	26 JAX 6:35P	27 JAX 6:35P	28 JAX 4:05P
29 JAX 1:05P	30	31 LHV 6:35P				

MAY

S	M	T	W	T	F	S
			1	2	3	4
JUNE						
5 LHV 1:05P	6	7 @SYR 6:35P	8 @SYR 6:35P	9 @SYR 6:35P	10 @SYR 6:35P	11 @SYR 6:35P
12 @SYR 1:05P	13	14 ROC 6:35P	15 ROC 6:35P	16 ROC 6:35P	17 ROC 6:35P	18 ROC 6:05P
19 ROC 1:05P	20	21 @TOL 7:05P	22 @TOL 7:05P	23 @TOL 7:05P	24 @TOL 7:05P	25 @TOL 7:05P
26 @TOL 4:05P	27	28 BUF 6:35P	29 BUF 6:35P	30 BUF 6:35P		

S	M	T	W	T	F	S
					1	2
JULY						
3 BUF 1:05P	4 @WOR 6:45P	5	6 @WOR 6:45P	7 @WOR 6:45P	8 @WOR 6:45P	9 @WOR 4:05P
10 @WOR 1:05P	11	12 LOU 6:35P	13 LOU 6:35P	14 LOU 6:35P	15 LOU 6:35P	16 LOU 6:05P
17 LOU 1:05P	18	19	20	21	22 @LHV 7:05P	23 @LHV 6:35P
24 @LHV 5:35P	25	26 @ROC 7:05P	27 @ROC 6:05P	28 @ROC 11:05A	29 @ROC 7:05P	30 @ROC 7:05P
31 @ROC 1:05P						

S	M	T	W	T	F	S
	1	2 BUF 6:35P	3 BUF 6:35P	4 BUF 6:35P	5 BUF 6:35P	6 BUF 6:05P
7 BUF 1:05P	8	9 WOR 6:35P	10 WOR 6:35P	11 WOR 6:35P	12 WOR 6:35P	13 WOR 6:05P
14 WOR 1:05P	15	16 @STP 8:07P	17 @STP 8:07P	18 @STP 8:07P	19 @STP 8:07P	20 @STP 8:07P
21 @STP 3:07P	22	23 @OMA 8:05P	24 @OMA 8:05P	25 @OMA 8:05P	26 @OMA 8:05P	27 @OMA 8:05P
28 @OMA 3:05P	29	30 SYR 6:35P	31 SYR 6:35P			

AUGUST

S	M	T	W	T	F	S
					1	2
SEPTEMBER						
4 SYR 1:05P	5 @DUR 5:05P	6	7 @DUR 6:35P	8 @DUR 6:35P	9 @DUR 6:35P	10 @DUR 6:35P
11 @DUR 5:05P	12	13 WOR 6:35P	14 WOR 6:35P	15 WOR 6:35P	16 WOR 6:35P	17 WOR 6:05P
18 WOR 1:05P	19	20 @LHV 7:05P	21 @LHV 7:05P	22 @LHV 7:05P	23 @LHV 7:05P	24 @LHV 6:35P
25 @LHV 1:35P	26 BUF 6:35P	27 BUF 6:35P	28 BUF 6:35P	29	30	

All Times ET



BUF - Buffalo Bisons
DUR - Durham Bulls
JAX - Jacksonville Jumbo Shrimp

LHV - Lehigh Valley IronPigs
LOU - Louisville Bats
NOR - Norfolk Tides

OMA - Omaha Storm Chasers
ROC - Rochester Red Wings
STP - Saint Paul Saints

SYR - Syracuse Mets
TOL - Toledo Mud Hens
WOR - Worcester Red Sox



SWBRAILRIDERS.COM

(570) 969-BALL



PNC FIELD

Triple-A Affiliate of the



TABLE OF CONTENTS

GENERAL INFORMATION

Front Office Directory	3
PNC Field Information.....	4
PNC Field Ground Rules.....	5
Media Policies.....	6
Team and Affiliate Information	7
RailRiders Media Outlets.....	8
RailRiders Radio Broadcasts.....	9
International League Media Contacts	10

2022 RAILRIDERS MANAGER, COACHES & STAFF

Manager, Doug Davis.....	12
SWB RailRiders Managerial History	13
Field Staff.....	14-15

2022 RAILRIDERS PLAYERS

Player Bios	17-44
-------------------	-------

2022 TRIPLE-A INFORMATION & OPPONENTS

Triple-A Information	46
Triple-A East Year-in-Review	47-48
International League Northeast.....	49-53
International League Teams.....	54-60

2021 YEAR-IN-REVIEW

Individual Statistics.....	62
Miscellaneous 2021 Game Highs & Lows.....	63
Game-by-Game Results.....	64-65
Transactions Log.....	66-67

ALL-TIME ROSTER, HITTING STATISTICS & PITCHING STATISTICS

All-Time SWB Roster.....	69-72
All-Time SWB Hitting Statistics.....	73-79
All-Time SWB Pitching Statistics.....	80-86

TEAM, INDIVIDUAL & POSTSEASON RECORDS

Head-to-Head Records	88
All-Time Record Breakdown	89-90
Single-Game Team Records.....	91
Individual Hitting Records.....	92-94
Team Hitting Records.....	95-96
Grand Slam History	97
Individual Pitching Records.....	98-99
Team Pitching Records	100-101
Miscellaneous Records.....	102
Playoff Records	103-105
Yearly Hitting Leaders.....	106-107
Yearly Pitching Leaders.....	108-109
Hitting Career Top-10.....	110
Pitching Career Top-10.....	111

MISCELLANEOUS INFORMATION

MLB Rehabbers	113
SWB Weekly Award Winners	114
International League All-Stars & MVPs	115-116
Home & Season Openers	117
Franchise Firsts.....	118
Attendance History.....	190
Organizational Awards	120
Miscellaneous Accomplishments.....	121-22
2021 Draft & Yankees Prospects.....	123
Yankees Top Draft Picks	124

GENERAL INFORMATION



RAILRIDERS FRONT OFFICE

PNC Field
235 Montage Mountain Road
Moosic, PA 18507

PHONE: (570) 969-2255
FAX: (570) 963-6564
WEBSITE: www.swbrailriders.com
E-MAIL: info@swbrailriders.com



EXECUTIVE STAFF:

John Adams President
Katie Beekman General Manager
Matt Hamilton VP, Corporate Partnerships
Chris Hutson VP, Ticket Sales, Service and Operations

BROADCASTING & MEDIA RELATIONS:

Adam Marco Director of Communications/ Broadcaster
Steve Granado Media Relations Manager/ Broadcaster

COMMUNITY RELATIONS:

Jordan Steiner Director of Community Relations

CORPORATE PARTNERSHIPS:

Josh Klein Corporate Partnerships Manager

CORPORATE SERVICES:

Kristina Knight Senior Director, Corporate Services & Design
Kate Mummert Corporate Services Manager

FINANCE & ACCOUNTING:

Holly Gumble Senior Accountant

GAME ENTERTAINMENT

Taylor Moy Video Production Manager

MARKETING & SPECIAL EVENTS

Jordan Calvey Director of Marketing
Katherine Arata Marketing Manager
Kirsten Peters Social Media & Special Events Manager

STADIUM OPERATIONS:

Ryan Long Director of Ballpark Operations
Brandon Brzenski Stadium Operations Manager
Steve Horne Director of Field Operations
Dustin Spiegel Assistant Groundskeeper

TICKET SALES:

Kelly Cusick Director of Season Ticket Sales & Service
Anthony Daniel Account Executive, Season Ticket Sales
Kyle Davis Account Executive, Season Ticket Sales
Michael Harvey Director of Group Sales
Anthony D'Andrea Group Sales Executive
Chris Kunzmann Group Sales Executive
Robby Judge Director of Youth Baseball & Sports Sales
Mike Phipps Account Executive, Premium Sales

General Information

2022 Field Staff

2022 RailRiders

International League

2021 Review

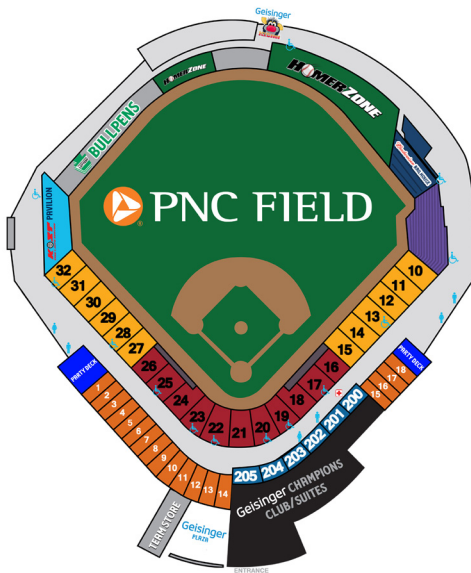
All-Time Roster & Stats

SWB Records

Additional Information

The 2022 Scranton/Wilkes-Barre RailRiders Media Guide was compiled and edited by Adam Marco and Steve Granado. All information and statistics are current through March 1, 2022. Certain statistics are courtesy MLBAM. Photo credits to Todd Hiller, Tim Dougherty and Cheryl Pursell.

PNC FIELD INFORMATION



DIMENSIONS:

Left Field	326'
Left-Center Field	371'
Center Field	408'
Right-Center Field	371'
Right Field	330'

PNC FIELD CAPACITY:

Seated	6,700
Total	~10,000

FORMERLY:

Lackawanna County Stadium
(1989-2006)

Grand Opening:	April 26, 1989 vs. Norfolk (9-2 loss)
Architect:	GSGSB Inc.; EwingCole (Renovation, 2012)
General Contractor:	Melon Stuart Construction; Alvin H. Butz, Inc.(Renovation)
Field Renovation:	Carolina Green Corporation (2017)
Playing Surface:	Grass
Infield:	65% Clay 17.5% Silt 17.5% Sand
Grass:	100% Kentucky Bluegrass
Warning Track:	SAF Track
Suites:	14 Suites, plus Club Level
Video Boards:	Daktronics



PNC Field was originally known as Lackawanna County Stadium when it opened on April 26, 1989. The artificial turf stadium was used as a multipurpose facility. Under the Phillies umbrella, the SWB Red Barons called Lackawanna County Stadium home from 1989-2006.

A new affiliation with the New York Yankees took hold and the SWB Yankees opened a new era at the stadium in 2007.

The club began a new era as the RailRiders by opening a freshly renovated PNC Field in 2013. The inaugural season of the RailRiders saw over 430,000 spectators pass through the gates, the highest turnout since 2008.

PNC FIELD GROUND RULES

1. Any batted or thrown ball that enters the dugout or strikes any equipment inside the dugout area is considered to be a dead ball and one base will be awarded.
2. Any thrown ball that strikes the protective screen in front of the dugouts will be considered a live ball. Should it enter the dugout area and return to the field of play or become lodged it will be considered a dead ball and one base will be awarded.
3. Any batted or thrown ball that becomes lodged under a bullpen area bench is considered to be a dead ball and one additional base will be awarded.
4. Any batted or thrown ball that becomes lodged in the tarp or enters the tarp cylinder shall be considered a dead ball and one additional base will be awarded.
5. No defensive player shall be permitted to place any footing on the tarp or tarp cylinder. A player may lean on the tarp.
6. A fairly batted or thrown ball lodged in the protective padding on the outfield wall shall result in two bases awarded.
7. A batted ball that hits the padding and bounces over the wall shall result in two bases awarded.
8. Any batted ball that becomes lodged in or beneath the outfield gate will be considered a dead ball and two bases shall be awarded.
9. A fly ball that hits the yellow line on the outfield wall and then goes over the wall is a home run. A fly ball that hits the yellow line on the outfield wall and then goes back on the field is in play. Any ball that strikes a sign above the yellow line and returns to the field of play is deemed a home run.



MEDIA POLICIES AND INFORMATION

PRESS CREDENTIALS

If eschewing the online credential request form, requests on official company letterhead should be:

-E-Mailed to amarco@swbrailriders.com and/or sgranado@swbrailriders.com

-Faxed to (570) 963-6564

-Mailed to: Scranton/Wilkes-Barre RailRiders Media Relations, PNC Field
235 Montage Mountain Road, Moosic, PA 18507

HEALTH AND SAFETY

By receiving a media credential, a media member agrees to observe all MLB, MiLB and Club rules; any applicable government orders in a local market; and other precautionary steps that are in place to preserve health and safety. Guidelines and protocols are subject to change and advance notice will be given whenever possible. Failure to comply with any health and safety initiatives will result in a loss of access to the ballpark.

ACCESS

Members of the media can show proof of vaccination and receive a special designation on their credential. Vaccinated members of the media will have access to the field and dugout during approved access times. Vaccinated members of the media are not required to wear a mask on the field, while unvaccinated members of the media are required to wear a MLB-approved face covering.

No members of the media have access to Restricted Areas (clubhouse) at this time, per guidelines from the New York Yankees. All access is subject to change per policy changes by Major League Baseball or the New York Yankees.

VIRTUAL/ IN-PERSON INTERVIEWS

Pregame interviews can be conducted in person or virtually. Interviews shall be coordinated by Club Media Relations/Communications personnel.

Pre-game interviews can be conducted following RailRiders batting practice on game and practice days. While access to Restricted Areas is prohibited, post game Zoom opportunities will be available, starting approximately 10-15 minutes after home games conclude.

This policy is subject to ongoing review by Major League Baseball and its Clubs, based on the advice of medical experts and the applicable local guidance in each host city.

PHOTOGRAPHERS

Photographers and camera crews may access the camera wells on the first and third base side. Field access is restricted to use only to enter camera wells. Any secondary use of any picture, audio description, film/ tape or drawing of an event at PNC Field (including, but not limited to: the use in delayed editorial or non-editorial, advertising, sales promotion or merchandising) by a holder of a media pass is prohibited without prior specific written approval of the Scranton/Wilkes-Barre RailRiders.

PRESS BOX

The press box is located behind home plate with seating for media. You are required to have an official credential on your person at all times. Seating is limited and may be assigned. Additional seating is available upon request.

MEDIA NOTES

Game information and statistics are available in the press box approximately two hours before game time. Additionally, game notes will be available online at www.swbrailriders.com.

MEDIA GUIDES

The 2022 Scranton/Wilkes-Barre RailRiders Media Guide will be provided by a media relations representative upon request in addition to being posted on the official SWB RailRiders website (www.swbrailriders.com).

ALL GUIDELINES SUBJECT TO CHANGE

All guidelines listed above are subject to change without advance notice per Major League Baseball, the New York Yankees, Minor League Baseball, state and local officials and the Scranton/Wilkes-Barre RailRiders.

TERM AND AFFILIATE INFORMATION

2022 START TIMES:

Monday thru Friday	6:35 PM
Saturday (April 16 - May 28)	4:05 PM
Saturday (June 4 - September 17).....	6:05 PM
Sunday.....	1:05 PM
School Day Games (May 11 & 25)	11:05 AM

BATTING PRACTICE TIMES:

	11:05 AM GAME	1:05 PM GAME
Home Infield:	8:20 A.M. - 8:30 A.M.	10:20 A.M. - 10:30 A.M.
Home Batting Practice:	8:30 A.M. - 9:15 A.M.	10:30 A.M. - 11:15 A.M.
Visiting Batting Practice:	9:15 A.M. - 10:00 A.M.	11:15 A.M. - 12:00 P.M.
Visitor Infield:	10:00 A.M. - 10:10 A.M.	12:00 P.M. - 12:10 P.M.
Field Preparation:	10:10 A.M. - First Pitch	12:10 P.M. - First Pitch
	4:05 PM GAME	6:05 PM GAME
Home Infield:	1:20 P.M. - 1:30 P.M.	3:20 P.M. - 3:30 P.M.
Home Batting Practice:	1:30 P.M. - 2:15 P.M.	3:30 P.M. - 4:15 P.M.
Visiting Batting Practice:	2:15 P.M. - 3:00 P.M.	4:15 P.M. - 5:00 P.M.
Visitor Infield:	3:00 P.M. - 3:10 P.M.	5:00 P.M. - 5:10 P.M.
Field Preparation:	3:10 P.M. - First Pitch	5:10 P.M. - First Pitch
	6:35 PM GAME	
Home Infield:	3:50 P.M. - 4:00 P.M.	
Home Batting Practice:	4:00 P.M. - 4:45 P.M.	
Visiting Batting Practice:	4:45 P.M. - 5:30 P.M.	
Visitor Infield:	5:30 P.M. - 5:40 P.M.	
Field Preparation:	5:40 P.M. - First Pitch	

NEW YORK YANKEES ORGANIZATION:



LEVEL	TEAM	LEAGUE
MLB	New York Yankees (212) YAN-KEES	American
AAA:	RailRiders (570) 969-2255	International
AA: (908) 252-0700	Somerset Patriots	Eastern
High-A:	Hudson Valley Renegades (845) 838-0094	South Atlantic
Low-A:	Tampa Tarpons (813) 673-3055	Florida State
Rookie:	FCL Yankees	Florida Complex
Rookie:	DSL Yankees	Dominican Summer

RAILRIDERS MEDIA OUTLETS

NEWSPAPERS

SCRANTON TIMES-TRIBUNE

149 Penn Avenue
Scranton, PA 18503
(570) 348-9100

THE TIMES- LEADER

15 North Main Street
Wilkes-Barre, PA 18701
(570) 829-7100

THE STANDARD SPEAKER

21 North Wyoming Street
Hazleton, PA 18201
(570) 455-3636

THE CITIZENS VOICE

75 North Washington Avenue
Wilkes-Barre, PA 18711
(570) 821-2000

THE PRESS ENTERPRISE

3185 Lackawanna Avenue
Bloomsburg, PA 17185
(570) 387-1234

THE POCONO RECORD

511 Lenox Street
Stroudsburg, PA 18360
(570) 421-3000

TELEVISION

FOX 56/ WQMY

1181 Highway 315
Wilkes-Barre, PA 18702
(570) 970-5600

WBRE (NBC 28)

63 South Franklin Street
Wilkes-Barre, PA 18701
(570) 823-2828

WYOU (CBS 22)

222 Wyoming Avenue
Scranton, PA 18503
(570) 823-2828

WNEP (ABC 16)

16 Montage Mountain Road
Moosic, PA 18507
(570) 346-7474

BLUE RIDGE 13

936 Elm St
Lehighton, PA 18235
610-826-4060

RADIO

Bold Gold Media - "The Mothership"

WICK 1400 AM

1049 North Sekol Road
Scranton, PA 18504
(570) 344-1221

98.5 FM WKRZ

305 Highway 315
Pittston, PA 18640
(570) 883-9800

WILK 910 AM/980 AM

305 Highway 315
Pittston, PA 18640
(570) 437-0098

106.9 FM WEZX

149 Penn Avenue
Scranton, PA 18503
(570) 346-6555

WARM 590 AM

600 Baltimore Avenue
Wilkes-Barre, PA 18702
(570) 824-9000

RAILRIDERS RADIO BROADCASTS

The flagship of the RailRiders Radio Network is The Mothership; Bold Gold's oldies station that hit the airwaves in 2020 and added a frequency to expand the coverage. Scranton/Wilkes-Barre games can be heard locally on 1400 AM, 1440 AM, 93.5 FM, 106.7 FM and 107.9 FM. This array of frequencies for The Mothership gives the RailRiders coverage across both Lackawanna and Luzerne Counties, as well as into Wayne and Pike Counties in the Pocono Lake Region.



Scranton/Wilkes-Barre RailRiders broadcasts are also available online at swbrailriders.com and with the video feed on MiLB.tv when the team plays at PNC Field.

Bold Gold Media Group's family of stations has been the home of RailRiders radio broadcasts since 2007.

In addition to the over-the-air broadcast, MiLB.tv and the webstream, broadcasts will be streamed through Bold Gold's state-of-the-art RadioBOLD Mobile App, available for free in the Apple Store and GooglePlay Marketplace.

Adam Marco and **Steve Granado** will serve as the broadcast voices of the Scranton/Wilkes-Barre RailRiders during the 2021 season.

Scranton/Wilkes-Barre RailRiders Broadcasters



ADAM MARCO: Marco took over as "Voice of the RailRiders" prior to the 2018 season.

A product of Western Pennsylvania, he graduated from Mercyhurst College in 2001. After seven years on the radio professionally, Adam began his career in Minor League Baseball as a promotions intern and broadcaster for the Williamsport Crosscutters in 2007. In 2008 and 2009, he was the Assistant Media Relations Director and number two broadcaster for the Oklahoma City RedHawks.

In 2010, Adam joined the West Virginia Power, handling the team's radio broadcasts, media relations and serving as an account executive. In 2014, he was honored as the South Atlantic League's Media Relations Director of the Year. Over the final four years with the Power, he also handled all the team's marketing in addition to promotions, corporate sponsorship sales and his other responsibilities.



STEVE GRANADO: Granado joins the broadcast team 2022.

He graduated from Cal State Fullerton in 2015 and spent three seasons in Minor League Baseball as a media relations intern with the California League Champion Rancho Cucamonga Quakes in 2015, the Director of Broadcasting for the Boise Hawks in 2016 and as a Broadcast Assistant for the West Virginia Power in 2017.

Outside of his Minor League broadcast career, the California native has covered multiple prep and collegiate sports. Granado's play-by-play work includes nationally-recognized high school baseball at JSerra Catholic, UCLA athletics and USA Hockey. In 2021, he was featured on MLB Network and MLB.com during the Arizona Fall League Fall-Stars Game.

General Information

2022 Field Staff

2022 RailRiders

International League

2021 Review

All-Time Roster & Stats

SWB Records

Additional Information

ADDITIONAL MEDIA INFORMATION

INTERNATIONAL LEAGUE LEAGUE MEDIA CONTACTS

Buffalo Bisons
Pat Malacaro
Manager, Baseball Communications
pmalacaro@bisons.com

Charlotte Knights:
Tommy Viola
Vice President of Communications
tommyv@charlotteknights.com

Columbus Clippers:
Joe Santry
Director of Communications
jsantry@clippersbaseball.com

Durham Bulls:
Michael Ward
Director of Marketing & Communications
mward@durhambulls.com

Gwinnett Stripes:
Dave Lezotte
Media Relations Manager/ Broadcaster
dave.lezotte@braves.com

Indianapolis Indians:
Anna Kayser
Baseball Communications Coordinator
akayser@indyindians.com

Iowa Cubs:
Colin Connolly
Media Relations Manager
colinc@ioawcubs.com

Jacksonville Jumbo Shrimp:
Scott Kornberg
Media & Public Relations Manager
scott@jaxshrimp.com

Lehigh Valley IronPigs:
Mike Ventola
Media Relations Manager
mventola@ironpigsbaseball.com

Louisville Bats:
Chris Robinson
Director of Communications
crobinson@batsbaseball.com

Memphis Redbirds:
Sarah Jent
Integrated Marketing Coordinator/ Media Relations
sjent@memphisredbirds.com

Nashville Sounds:
Chad Seely
Director of Media Relations
chads@nashvillesounds.com

Norfolk Tides:
John Stanley
Director of Communications
jstanley@norfolktides.com

Omaha Storm Chasers
Justin Rolfe
Director of Marketing and Communications
jrolfe@omahastormchasers.com

Rochester Red Wings:
Morrie Silver
Director of Communications
msilver@redwingsbaseball.com

Scranton/Wilkes-Barre RailRiders:
Steve Granado
Media Relations Manager
sgranado@swbrailriders.com

St. Paul Saints
Sean Aronson
Vice President/ Director of Broadcasting & Media Relations
saronson@saintsbaseball.com

Syracuse Mets:
Michael Tricarico
Director of Media Relations
mtricarico@syracusemets.com

Toledo Mud Hens:
Matt Melzak
Communications & Media
mmelzak@mudhens.com

Worcester Red Sox:
Bill Wanless
Senior Vice President, Communications
bwanless@woosox.com



2022 RAILRIDERS COACHES & STAFF



RAILRIDERS FIELD STAFF



MANAGER

DOUG DAVIS

BATS: RIGHT **THROWS:** RIGHT **HEIGHT:** 6'2" **WEIGHT:** 200 LBS

BORN: SEPTEMBER 24, 1962
RESIDES: BLOOMSBURG, PA
YEARS WITH NYY: 5

DID YOU KNOW? DAVIS' FIRST MANAGER IN THE MINOR LEAGUES WAS HAZLETON, PA NATIVE JOE MADDON, WHO EVENTUALLY LED THE CHICAGO CUBS TO THE 2016 WORLD SERIES.

It was announced January 27, 2020, that Bloomsburg, Pennsylvania native and Central Columbia High School graduate Doug Davis will manage the RailRiders for the 2021 season. He is the 13th manager in SWB franchise history, and just the fifth in Yankees-era history (2007-Present). He joins Dave Miley (2007-15), Al Pedrique (16-17), Bobby Mitchell (2018) and Jay Bell (2019) as SWB skipper to serve under the Yankees affiliation.

Davis enjoyed an 11-year professional career, which included spending parts of two years in Major League Baseball. He spent three seasons coaching with the RailRiders under three different managers, serving as the Defensive Coach in 2017 under Pedrique, the Bullpen Coach in 2018 under Mitchell and the Bench Coach in 2019 under Bell.

Davis, 59, has been in coaching since 1995, serving as a minor league manager for nine seasons. As a manager, he owns a career 590-536 record including championships with Pittsfield in the NY-Penn League in 1997 and Capital City (Columbia, SC) in the South Atlantic League in 1998. From 2007-2016 he was on staff in the Toronto Blue Jays system and before that he spent two seasons in the big leagues as the Florida Marlins bench coach from 2003-04, winning the World Series against the Yankees in 2003 with former SWB Pitching Coach Tommy Phelps on the roster.

In between coaching stints, Davis served as the Minor League Field Coordinator for the Montreal Expos (2001), Florida Marlins (2002, 2005), and Toronto Blue Jays (2009-2016).

Selected in the ninth round of the 1984 MLB Draft out of NC State, the former catcher played professionally for 11 seasons between 1984 and 1994 in the minor league systems of California, Kansas City and Texas. He made it to the big leagues on two separate occasions, scoring one run in six games with the Angels in 1988 and he collected a hit in his only MLB at-bat with the Rangers in 1992.



DOUG DAVIS - MINOR LEAGUE MANAGERIAL RECORD

YEAR	TEAM	LEAGUE	RECORD	FINISH	ORGANIZATION	PLAYOFFS
1996	Pittsfield Mets	New York-Penn League	46-29	2 nd McNamara Division	New York (NL)	Lost in 1st round
1997	Pittsfield Mets	New York-Penn League	42-32	1 st McNamara Division	New York (NL)	League Champions
1998	Capital City Bombers	South Atlantic League	90-51	1 st Central Division	New York (NL)	League Champions
1999	Binghamton Mets	Eastern League	54-88	6 th Northern Division	New York (NL)	
2000	Binghamton Mets	Eastern League	82-58	1 st Northern Division	New York (NL)	Lost in 1st round
2006	New Hampshire Fisher Cats	Eastern League	68-73	4 th Northern Division	Toronto	
2007	Syracuse Chiefs	International League	64-80	5 th IL North	Toronto	
2008	Syracuse Chiefs	International League	69-73	4 th IL North	Toronto	
2021	SWB RailRiders	Triple-A East	75-52	2 nd IL Northeast Division	New York (AL)	
MLB CAREER (9 Years)			590-536 (.524)			

SWB MANAGERIAL HISTORY

YEAR	MANAGER	RECORD
1989	Bill Dancy	64-79 (.448)
1990	Bill Dancy	68-78 (.466)
1991	Bill Dancy	65-78 (.455)
	Dancy Totals	197-235 (.456)
1992	Lee Elia	84-58 (.592)
	Playoffs	5-4 (.556)
	Elia Totals	84-58 (.592)
1993	George Culver	62-80 (.437)
	Culver Totals	62-80 (.437)
1994	Mike Quade	62-80 (.437)
1995	Mike Quade	70-72 (.493)
	Quade Totals	132-152 (.465)
1996	Butch Hobson	13-14 (.481)
	Hobson Totals	13-14 (.481)
	Ramon Aviles	57-58 (.496)
	Aviles Totals	57-58 (.496)
1997	Marc Bombard	66-76 (.465)
1998	Marc Bombard	67-75 (.472)
1999	Marc Bombard	78-66 (.542)
	Playoffs	2-3 (.400)
2000	Marc Bombard	85-60 (.586)
	Playoffs	5-4 (.556)
2001	Marc Bombard*	45-33 (.577)
	Bill Dancy	1-2 (.333)
	Don Long	9-11 (.450)
	Mick Billmeyer	1-0 (1.000)
	Milt Thompson	1-0 (1.000)
	Ruben Amaro Sr.	1-0 (1.000)
	Jerry Martin	20-18 (.526)
	Playoffs	3-3 (.500)
2002	Marc Bombard	91-53 (.632)
	Playoffs	0-3 (.000)
2003	Marc Bombard	73-70 (.510)
2004	Marc Bombard	69-73 (.486)
	Bombard Totals	574-502 (.533)
	Playoffs	10-13 (.435)
YEAR	MANAGER	RECORD
2005	Gene Lamont	69-75 (.479)
	Lamont Totals	69-75 (.479)

2006	John Russell	84-58 (.592)
	Playoffs	1-3 (.250)
	Russell Totals	84-58 (.592)
2007	Dave Miley	84-59 (.587)
	Playoffs	1-3 (.250)
2008	Dave Miley	88-56 (.611)
	Playoffs	6-2 (.750)
2009	Dave Miley	81-60 (.574)
	Playoffs	3-4 (.429)
2010	Dave Miley	87-56 (.608)
	Playoffs	1-3 (.250)
2011	Dave Miley	73-69 (.514)
2012	Dave Miley	84-60 (.583)
	Playoffs	1-3 (.250)
2013	Dave Miley	68-76 (.472)
2014	Dave Miley	68-76 (.472)
2015	Dave Miley	81-63 (.563)
	Playoffs	0-3 (.000)
	Miley Totals	714-572 (.555)
	Playoffs	12-18 (.400)
2016	Al Pedrique	91-52 (.636)
	Playoffs	7-1 (.875)
2017	Al Pedrique	86-55 (.610)
	Playoffs	4-4 (.500)
	Pedrique Totals	177-107 (.623)
	Playoffs	11-5 (.688)
2018	Bobby Mitchell	73-65 (.529)
	Playoffs	5-4 (.556)
	Mitchell Totals	73-65 (.529)
2019	Jay Bell	76-65 (.539)
	Playoffs	0-3 (.000)
	Bell Totals	76-65 (.539)
2020	No Season	
2021	Doug Davis	75-52 (.591)
	Davis Totals	75-52 (.591)

* Was w/ the Philadelphia Phillies from 5/6-7/13/01



SWB RAILRIDERS FIELD STAFF



HITTING COACH

TREVOR AMICONE

BORN: APRIL 13, 1987

RESIDES: SOUTH WEBER, UTAH

DID YOU KNOW?

TREVOR WAS THE BROADCASTER FOR THE OREM OWLZ IN 2010-11 AND 2013-14.

Amicone enters his third season coaching in the Yankees organization, having spent the 2021 season with the Dominican Summer League Yankees. His DSL Yankee team set a franchise record with 60 home runs during the shortened COVID-19 season in 2021. Amicone joined the Yankees organization as a roving hitting instructor in 2020. The Sandy, Utah, native was an assistant coach and camp coordinator at Dixie State University (2017-19). He earned his Bachelor's Degree in Electronic Media and Broadcast News from Webster State University (2012). Amicone's father, Marc, is the General Manager of the Pacific Coast League's Salt Lake Bees in the Los Angeles Angels organization.



PITCHING COACH

GRAHAM JOHNSON

BORN: APRIL 22, 1985

RESIDES: BRADENTON, FL

DID YOU KNOW?

WHILE AT MOREHEAD STATE, JOHNSON OVERSAW FIELD MAINTENANCE AND THE ACADEMIC DEVELOPMENT OF ALL STUDENT-ATHLETES INVOLVED IN THE BASEBALL PROGRAM.

Johnson begins his first official season coaching in the Yankees organization. He made his professional coaching debut in 2018 and spent the last two seasons with Double-A Corpus Christi of the Houston Astros organization (2019, '21). Johnson has coached at the high school and college level since 2007 and served as the pitching coach at Morehead State (Ky.) University from 2012-17. He pitched four seasons (2003-07) at Culver-Stockton College. Johnson earned his Bachelor's Degree in Secondary Biology Education from Culver-Stockton (2007) and his Master's Degree in Education at Lindenwood University (2010).



COACH

LINO DIAZ

BORN: JULY 22, 1970

RESIDES: PARRISH, FL

DID YOU KNOW?

LINO GRADUATED FROM UNLV WITH A DEGREE IN INTERNATIONAL RELATIONS.

Diaz is in his eighth season with the Yankees organization. He spent 2015-16 as a defensive coach for the GCL Yankees and served in the same role for Trenton in 2017. Diaz managed the Staten Island Yankees to a 37-36 record in 2018 and returned to the GCL in 2019 as their defensive coach. In 2021, he was a defensive coach in the Florida Complex League. Diaz was originally selected by Kansas City in the 30th round of the 1993 First-Year Player Draft and hit .294 over 504 games in the Royals Minor League system spanning five years.

SWB RAILRIDERS FIELD STAFF



COACH

RAÚL DOMINGUEZ

BORN: JULY 25, 1980
RESIDES: PANAMA CITY, PANAMA

DID YOU KNOW?

RAUL PLAYED FOUR MILB SEASONS AS AN OUTFIELDER WITH THE DSL AND GCL YANKEES.

2022 marks Dominguez's 15th season in the Yankees organization after joining the RailRiders staff last year. He spent the previous two seasons as the defensive coach for Double-A Trenton and served in the same role for A-Advanced Tampa in 2017. Dominguez also has extensive managerial experience in the organization, serving as the skipper for the GCL Yankees East (2016), DSL Yankees 1 (2011-15) and DSL Yankees 2 (2009-10). Dominguez was signed by the Yankees as a non-drafted free agent in 2001.



ATHLETIC TRAINER

JIMMY DOWNAM

BORN: JANUARY 29, 1987
RESIDES: TAMPA, FLA

DID YOU KNOW?

JIMMY ATTENDED LIBERTY UNIVERSITY, WHERE HE RECEIVED HIS B.S. IN ATHLETIC TRAINING IN 2009 AND A M.S. IN SPORTS ADMINISTRATION IN 2012.

Downam enters his tenth season with the Yankees as an Athletic Trainer, but his first in Triple-A. He joined the Yankees in 2013 as the trainer for Staten Island and also spent three seasons with Charleston from 2014 through 2016. Downam has been the New York's trainer for their Double-A club each of the last five seasons.



STRENGTH & CONDITIONING

LARRY ADEGOKE

BORN: APRIL 3, 1993
RESIDES: GAINESVILLE, FL

DID YOU KNOW:

LARRY PLAYED JUNIOR HOCKEY IN ATLANTA, PHILADELPHIA AND WASHINGTON, D.C.

Adegoke joined the Yankees organization on a full-time basis in 2018, spending two years in Pulaski and was tabbed for Charleston last year. He served as the Yankees performance science assistant in the spring of 2017. Adegoke graduated with a B.S. in exercise science from Kennesaw State University (Ga.), where he also spent time as a strength and conditioning intern for the football team. He earned his M.S. in exercise and nutrition science from the University of Tampa.

General Information

2022 Field Staff

2022 RailRiders

International League

2021 Review

All-Time Roster & Stats

SWB Records

Additional Information

2022 RAILRIDERS PLAYERS



2022 SWB RAILRIDERS

ALBERT ABREU | RHP



R/R | 6'2" | 190 LBS | Opening Day Age: 25 |

Guayubín, Dominican Republic |

Trade (Houston), 11/17/2016 | MLB Service: 0.118 |

2021 PITCHING STATISTICS

TERM	W-L	ERA	G/GS	SV	IP	H	K	BB	BAB	WHIP
SWB RailRiders	1-0	3.78	10/0	2	16.2	10	31	11	.169	1.26
New York Yankees	2-0	5.15	28/0	1	36.2	27	35	19	.206	1.25
MLB CAREER (2 Years)	2-1	5.68	30/0	1	38.0	31	37	21	.223	1.37
MLB CAREER (6 Years)	20-30	3.27	115/87		455.2	383	477	222	.226	1.33

2021 Preseason Prospect Rankings: *Baseball America* - NYY No. 31

2021: Made 28 relief appearances with the Yankees, 17 of which were scoreless outings... Tallied 5.15 ERA in 36.2 IP, strikeout 35 batters... Completed his first career save 8/14, recording final two outs against Chicago White Sox... Pitched in 10 games with a 3.78 ERA for Scranton/Wilkes-Barre... Struck out six batters across 3.2 one-hit innings against Lehigh Valley 6/2... Tossed seven scoreless outings with RailRiders... Opposing batters hit .169 against him, lowest of MiLB career with a single team...

2020: Went 0-1 with a 20.25 ERA (1.1IP, 4R/3ER) in two relief appearances over three stints with the Yankees ("29th Man" on both 8/8 and 8/26, 8/30-9/4)... Made his Major League debut in Game 2 on 8/8 at Tampa Bay, allowing 2ER in 1.1IP (3H, 2BB, 2K, 1HP)... Collected his first career strikeout in the fifth inning (Willy Adames, foul tip)... Was the Yankees' "29th Man" for the day's doubleheader... prior to his debut, had never pitched professionally above the Double-A level... Took the loss on 9/3 at the Mets after allowing a "walk-off" two-run HR to Pete Alonso to lead off the 10th inning (0.0IP, 1H, 2R/1ER, 1HR)... Following the season, pitched for Tigres del Licey of the Dominican Winter League, going 0-3 with a 2.79 ERA (19.1IP, 6ER) in five starts...

PERSONAL: Full name is Albert Emmanuel Abreu Dias... Acquired by the Yankees with RHP Jorge Guzman from the Houston Astros in exchange for C Brian McCann on November 17, 2016... Added to the Yankees' 40-man roster 11/20/17... Following the 2017 season, was tabbed by *Baseball America* as the Yankees' No. 6 prospect and No. 77 prospect in baseball... Entered 2021 in top 30 prospects lists in the Yankees' system (*Baseball America* - 17, *MLB Pipeline* - 18, *Fangraphs* - 33).

ARMANDO ALVAREZ | INF



R/R | 6'1" | 205 LBS | Opening Day Age: 26 |

Miami, FL | Eastern Kentucky University |

17th Round, 2016 MLB Draft | MLB Service: 0.000 |

2021 BATTING STATISTICS

TERM	G	AVG	H	R	2B	3B	HR	RBI	SB	CS
SWB RailRiders	106	.236	85	46	25	0	10	52	2	1
MLB CAREER (5 Years)	480	.259	447	212	110	5	39	245	11	9

2021: Spent the entire season with Triple-A Scranton/Wilkes-Barre, batting .236 (85-for-360) with 46R, 25 doubles, 10HR, 52RBI and 37BB in 106 games...

2020: Did not play due to the COVID-19 pandemic...

2019: Finished second in the Yankees organization in RBI (76), tied for third in 2B (31), fifth in H (121) and XBH (43), and sixth in TB (187) between Double-A Trenton and Triple-A Scranton/Wilkes-Barre... Went 3-for-5, R, 2B, HR, 5 RBI on 8/18 vs Gwinnett... Had a season-long nine-game hitting streak with Scranton/Wilkes-Barre from 5/1-10, batting .462 AVG/.475 OBP/.667 SLG (18-for-39) with 9 R, 8 2B, 6 RBI, 4 K, 0 BB, 1 HBP... Named an MiLB.com Organization All-Star for the second straight season.

2018: Selected as an Eastern League Mid-Season All-Star with Double-A Trenton hitting .262/.314/.440 (94-for-359) with 54 R, 25 2B, 3 3B, 11 HR, 54 RBI and 12 SB in 99 G with the Thunder... Appeared in 9 G with the Tampa Tarpons (High-A) from 5/29 - 6/6 and batted .185 (5-for-27) with 2 HR and 2 RBI... Also named an MiLB.com Organization All-Star.

PERSONAL: Full name is Armando Francisco Alvarez... Played two seasons at Eastern Kentucky (2015-16) after one season at both Florida International University (2013) and Miami Dade Community College (2014)... Hit .367/.415/.608 (163-for-444) with 28 2B, 25 HR and 105 RBI over 105G at Eastern Kentucky... In 2016, was named Ohio Valley Conference (OVC) Co-Player of the Year and earned a spot on the ABCA/Rawlings NCAA Division I All-Region Second Team after leading the NCAA in hits during the regular season (97)... Graduated in 2012 from Miami Killian H.S. (FL)... Went by the nickname "Mandy" through the end of the 2019 season.

2022 SWB RAILRIDERS

MIGUEL ANDÚJAR | INF/OF



R/R | 6'0" | 211 LBS | Opening Day Age: 26 |

San Cristóbal, Dominican Republic |

Non-Drafted Free Agent, 7/02/2011 | MLB Service: 3.117 |

2021 BATTING STATISTICS

TEAM	G	AVG	H	R	2B	3B	HR	RBI	SB	CS
SWB RailRiders	16	.333	18	13	21	0	5	13	0	0
New York Yankees	45	.253	39	19	2	0	6	12	0	1
MLB CAREER (5 Years)	232	.278	234	108	53	3	34	114	3	2
MLB CAREER (8 Years)	615	.275	643	310	132	15	57	353	30	13

2021: Played 45 games in the Majors, his most since 2018 (149)... Hit .253 with six home runs and 12 RBI... Missed the second half of Major League season with a lingering wrist strain beginning 7/7... Returned to minors 8/17, played 16 games with Scranton/Wilkes-Barre... Hit a pair of home runs, driving in three on a four hit day 5/6 vs. Syracuse... Played eight games in the Dominican Winter League for his third season (second with the Torres del Este)...

2020: Hit .242 (15-for-62) with 5R, 2 doubles, 1 triple, 1HR and 5RBI in 21 games over four stints with the Yankees (7/23-8/5, 8/16-19, 8/25-29, 9/4-15)... Made his season debut in 7/26 win at Washington, going 0-for-3... Started in LF, marking his first professional appearance (Majors or minors) at a defensive position other than 3B... Was 2-for-3 with 1R in Game 2 on 8/26 at Atlanta, his first multi-hit game since 9/29/18 at Boston... Hit .355/.394/.581 (11-for-31) with 3R, 2 doubles, 1 triple, 1HR, 5RBI and 2BB over nine games from 9/4 (G1) through 9/13 after hitting .129 (4-for-31) with 2R, 1BB and 0XBH in his first 12 games of the season (7/26-8/28 G2)... Had the game-winning hit to score Jonathan Holder in the ninth inning of Game 1 on 9/4 at Baltimore...

PERSONAL: Full name is Miguel Enrique Andújar... Finished second in Rookie of the Year voting in 2018 behind Shohei Ohtani (LAA)... Was tabbed by Sporting News as the 2018 AL "Rookie of the Year" as voted on by his peers after hitting .297 (170-for-573) with 83R, 47 doubles, 27HR and 92RBI in 149 games (132GS at 3B, 13 at DH) with the Yankees... Led all Major League rookies in hits, doubles, RBI, extra-base hits (76) and multi-hit games (53), tied for first in HR and ranked second in runs and batting average.

MANNY BAÑUELOS | LHP



R/L | 5'10" | 215 LBS | Opening Day Age: 31 |

Gomez Palacio, Mexico |

MiLB Free Agent, 12/23/2021 | MLB Service: 1.146 |

2021 PITCHING STATISTICS

TEAM	W-L	ERA	G/GS	SV	IP	H	K	BB	BAB	WHIP
Fubon Guardians (CPBL)	1-2	2.94	9/9	0	49.0	46	64	19	.237	1.33
Sultanes de Monterrey (MEX)	1-0	1.80	3/4	0	10.0	7	11	2	.200	0.90
MLB CAREER (2 Years)	4-8	6.31	23/14	0	77.0	90	63	45	.296	1.75
MLB CAREER (11 Years)	41-44	3.63	218/158	0	805.1	764	794	351	.251	1.39

2021: Pitched for the Fubon Guardians of the Chinese Professional Baseball League (CPBL), going 1-2 with a 2.94 ERA (49.0IP, 16ER) and 64K in nine starts... was released by the Guardians and later joined Sultanes de Monterrey of the Mexican League on 7/10, going 1-0 with a 1.80 ERA (10.0IP, 2ER) and 11K in three games (two starts)... was on Team México in the 2020 Olympics in Tokyo in 2021... made one appearance vs. Team Japan, allowing 1ER in 0.2IP (1H, 1BB, 1K, 1HR)... pitched for Tomateros de Culiacán of the Mexican Pacific Winter League, posting a 4-3 record with a 2.25 ERA (52.0IP, 13ER) and 61K in 10 starts...

2020: Pitched for the Fubon Guardians of the CPBL, posting a 6-3 record with a 2.60 ERA (52.0IP, 15ER) and 62K in 10 games (nine starts)... was originally signed by Seattle as a minor league free agent on 2/6, but did not appear in a game... was released by Seattle on 5/28 and later signed with Fubon...

2019: Made his first career Opening Day roster with the Chicago White Sox, going 3-4 with a 6.93 ERA (50.2IP, 60H, 39ER, 33BB, 44K, 12HR) in 16 games (eight starts)... was placed on the 10-day injured list on 5/17 (retroactive to 5/15) with a strained left shoulder... was reinstated on 5/25... following the season, made four starts for Tomateros de Culiacán of the Mexican Pacific Winter League, going 1-1 with a 5.40 ERA (16.2IP, 10ER) and 15K in four starts... additionally made one start for Team México in the 2019-20 Caribbean Series, recording the loss after allowing 2ER over 3.2IP (4H, 4BB, 3K)...

PERSONAL: Last name is pronounced "Ban-WAY-los... Was originally signed by the Yankees as a non-drafted free agent on 3/30/08.

2022 SWB RAILRIDERS

MICHAEL BELTRE | OF



L/R | 6'3" | 220 LBS | Opening Day Age: 26 |

Santo Domingo, Dominican Republic |

MiLB Free Agent, 11/11/2020 | MLB Service: 0.000 |

2021 BATTING STATISTICS

TERM	G	AVG	H	R	2B	3B	HR	RBI	SB	CS
Somerset Patriots	109	.256	102	72	21	8	16	54	37	5
MiLB CAREER (8 Years)	596	.257	513	312	84	134	33	214	108	20

2021: Spent the entire season with Double-A Somerset, batting .256 (102-for-398) with 72R, 21 doubles, eight triples, 16HR, 54RBI and 37 stolen bases in 109 games...led all Yankees farmhands in triples, while ranking second in stolen bases, tied for fourth in runs and extra-base hits (44), and fifth in hits...led Double-A Northeast in triples and stolen bases, and tied for first in runs...was named the Double-A Northeast "Player of the Week" from 5/17-23 after hitting .433/.452/.733 (13-for-30) with 12R, 2 doubles, 2 triples, 1HR, 7RBI, 1BB and 2SB in six games...following the season, was tabbed a Double-A Northeast Postseason All-Star...was additionally named an Organization All-Star by MiLB...


2020: Did not play due to the COVID-19 pandemic...

2019: Split the campaign between Double-A Chattanooga and Single-A Daytona, batting .248 (69-for-278) with 35R, 8 doubles, 4HR and 37RBI in 93 games...**2018:** Ranked by MLB.com as the Reds' 19th-best prospect...while with Class-A Dayton, reached base safely in 31 consecutive games from 4/17-5/20 (.339, 38-for-112, 22BB)...was the longest on-base streak of the season in the Midwest League...

2018: Ranked by MLB.com as the Reds' 19th-best prospect...while with Class-A Dayton, reached base safely in 31 consecutive games from 4/17-5/20 (.339, 38-for-112, 22BB)...was the longest on-base streak of the season in the Midwest League...

2017: Was selected as a Midwest League All-Star...ranked by MLB.com as the 28th-best prospect in the Reds system...in November was one of a dozen Reds minor leaguers to attend a leadership training program at West Point.

MATT BOWMAN | RHP



R/R | 6'0" | 190 LBS | Opening Day Age: 30 |

Chevy Chase, MD | Princeton University |

MiLB Free Agent, 12/14/2020 | MLB Service: 3.021 |

2021 PITCHING STATISTICS

TERM	W-L	ERR	G/GS	SV	IP	H	K	BB	BAB	WHIP
Did Not Play										
MLB CAREER (4 Years)	7-13	4.02	183/0	2	181.1	167	149	62	.241	1.26
MiLB CAREER (6 Years)	30-32	3.74	132/71	8	493.0	512	412	150	.267	1.34

2021: Missed the entire season recovering from "Tommy John" surgery on his right elbow...

2020: Did not pitch...underwent "Tommy John" surgery on his right elbow on 9/16...

2019: Made 27 relief appearances during four stints with the Reds, going 2-0 with a 3.66 ERA (32.0IP, 13ER)...posted a 4.58 ERA (19.2IP, 10ER) in 18 relief appearances from 5/24-7/19...following a 9/1 promotion did not allow an earned run in eight appearances (10.2IP, 3H, 1R, 4BB, 8K)...posted a 1.26 ERA (28.2IP, 4ER) in his other 24 appearances...appeared in both games of a doubleheader on 5/27 vs. Pittsburgh, becoming the first Reds pitcher to do so since Bill Bray on 6/22/11 vs. the Yankees...retired his only batter faced and stranded an inherited runner in Game 1 and threw a perfect ninth inning in Game 2...tossed a season-high 3.0 innings in his final appearance of the season on 9/28 at Pittsburgh (3.0IP, 1K)...

2018: 018: Went 0-2 with a 6.26 ERA (23.0IP, 16ER) in 22 relief appearances with St. Louis...stranded 12 of 14 inherited base runners (86%), the best percentage of any Cardinals reliever...on 8/27, had season-ending surgery to alleviate Raynaud's Phenomenon, which caused blockages in arteries that were inhibiting blood flow to his right hand and led to three stints on the disabled list...the surgery was performed in New York by Dr. Robert Hotchkiss...

PERSONAL: Played baseball and soccer at St. Albans High School in the Washington, D.C. suburb of Chevy Chase, MD...majored in economics at Princeton University, where he pitched and played SS...as a junior in 2012 was All-Ivy League honorable mention at both positions and academic All-Ivy League...as a sophomore in 2011 was Princeton's starting pitcher on Opening Day at LSU and earned All-Ivy League second team honors as a shortstop...Was originally selected by the Mets in the 13th round of the 2012 First-Year Player Draft.

2022 SWB RAILRIDERS

SEAN BOYLE | RHP



R/R | 6'1" | 205 LBS | Opening Day Age: 25 |

Selden, NY | Dallas Baptist University |

25th Round, 2018 MLB Draft | MLB Service: 0.000 |

2021 PITCHING STATISTICS

TEAM	W-L	ERA	G/GS	SV	IP	H	K	BB	BAB	WHIP
Tampa Tarpons	3-2	2.22	11/4	0	28.1	25	34	9	.234	1.20
Hudson Valley Renegades	1-1	3.38	6/2	1	18.2	11	22	6	.169	0.91
Somerset Patriots	2-0	1.32	4/0	0	13.2	13	17	3	.255	1.17
SWB RailRiders	2-0	1.07	6/4	0	25.1	15	25	4	.170	0.75
MLB CAREER (3 Years)	11-4	2.51	53/10	3	140.0	106	161	31	.208	0.98

2021: Combined with Low-A Tampa, High-A Hudson Valley, Double-A Somerset and Scranton/Wilkes-Barre to go 8-3 with one save and a 1.99 ERA (86.0IP, 64H, 32R/19ER, 22BB, 98K, 4HR) in 27 games (10 starts)...was named the Triple-A East "Pitcher of the Week" for 8/16-22 after tossing a no-hitter on 8/19-G2 at Worcester (7.0IP, 1BB, 6K, 1HP) with Scranton/Wilkes-Barre...was also part of a combined no-hitter with High-A Hudson Valley on 7/10-G2 vs. Brooklyn (GS, 4.0IP, 3BB, 3K)...

2020: Did not play due to the COVID-19 pandemic...

PERSONAL: Pitched two seasons (2017-18) at Dallas Baptist University (Tex.) after two (2015-16) at Suffolk County Community College (N.Y.)...in 31 games (three starts) with DBU, went 1-1 with a 4.70 ERA (44.0IP, 53H, 31R/23ER, 14BB, 51K, 4HR)...is a 2014 graduate of Newfield H.S. in Selden, N.Y.

ROB BRANTLY | C



L/R | 6'1" | 191 LBS | Opening Day Age: 31 |

San Diego, CA | University of California-Riverside |

MiLB Free Agent, 12/12/2020 | MLB Service: 2.054 |

2021 BATTING STATISTICS

TEAM	G	AVG	H	R	2B	3B	HR	RBI	SB	CS
SWB RailRiders	68	.289	66	35	9	1	9	43	1	0
New York Yankees	6	.150	3	0	1	0	0	0	0	0
MLB CAREER (5 Years)	134	.224	92	32	20	0	7	37	1	1
MLB CAREER (11 Years)	828	.272	789	349	140	11	70	383	8	12

2021: Was 3-for-20 with 1 double and 1HBP in six games over two stints with the Yankees (7/16-26, 8/5-16)...attended spring training with the Yankees as a non-roster invitee, batting .250 (3-for-12) with 2R, 2HR, 6RBI and 1BB in 10 games...spent the majority of the season with Scranton/Wilkes-Barre, batting .289 (66-for-228) with 35R, 9 doubles, 1 triple, 9HR, 43RBI, 20BB, 14HP and 1SB in 68 games...was signed to a Major League contract as a replacement player and selected to the 26-man roster from Scranton/Wilkes-Barre on 7/16...made his Yankees debut on 7/20 vs. Philadelphia, going 1-for-4 with 1 double...was returned as a replacement player to Scranton/Wilkes-Barre on 7/26...was selected as a replacement player to the 26-man roster from Scranton/Wilkes-Barre on 8/5 and returned on 8/16...made the Yankees' 2021 AL Wild Card Game roster, but did not play...

2020: Made the Opening Day roster for the San Francisco Giants and was 0-for-3 in one game before being designated for assignment on 7/28...was outrighted to San Francisco's Alternate Site on 8/1... Was acquired by the Yankees in exchange for cash considerations on 8/25 and assigned to the Alternate Site as part of the club's 60-man player pool...

2019: Spent the majority of the season with Triple-A Lehigh Valley, hitting .314 (74-for-236) with 32R, 13 doubles, 2 triples, 6HR and 28RBI in 82 games... Had his contract purchased on 7/12 and appeared in one game for the Phillies as a PH (0-for-1)...

PERSONAL: Full name is Robert Jacob Brantly... Hit .316 (48-for-152) in 42 games as a freshman at the University of California-Riverside in 2009, with 4HR and 23RBI... Earned All-Big West Conference honors as a sophomore at UC-Riverside, batting .373 (78-for-209) with 50 runs, 18 doubles, 1 triple, 7HR and 39RBI in 54 games... Graduated from Chaparral (CA) High School... Was originally drafted by the Detroit Tigers in the third round of the 2010 MLB First-Year Player Draft.

2022 SWB RAILRIDERS

JOSH BREAU | C



R/R | 6'1" | 220 LBS | Opening Day Age: 24 |

Tomball, TX | McLennan Community College |

2nd Round, 2018 MLB Draft | MLB Service: 0.000 |

2021 BATTING STATISTICS

TERM	G	AVG	H	R	2B	3B	HR	RBI	SB	CS
Hudson Valley Renegades	64	.252	63	34	12	0	17	46	0	0
Somerset Patriots	26	.240	24	14	8	0	6	17	1	0
MLB CAREER (3 Years)	171	.259	170	82	39	10	36	125	1	0

2021: Combined with High-A Hudson Valley and Double-A Somerset to hit .249/.298/.503 (87-for-350) with 48R, 20 doubles, 23HR, 63RBI and 26BB in 90 games...his 23HR were fourth-most in the Yankees organization...led Hudson Valley with 17HR...hit safely in 19-of-20 games from 6/19-7/16, batting .390 (30-for-77) with 17R, 6 doubles, 9HR, 19RBI and 9BB over that span...went 3-for-3 with a minor league career-high 3HR and 5RBI on 7/10-G2 vs. Brooklyn with Hudson Valley...was named the High-A East "Player of the Week" for 7/5-11 after batting .526 (10-for-19) with 5HR and 8RBI in five games...

2020: Did not play due to the COVID-19 pandemic...

2019: Was named a South Atlantic League Mid-Season All-Star and hit .271 (54-for-199) with 28R, 10 doubles, 13HR and 49RBI in 51 games with Single-A Charleston...

2018: Made his professional debut, combining to play in 30 games with the GCL Yankees East and short-season Single-A Staten Island...

PERSONAL: Played two seasons (2017-18) at McLennan Community College (Tex.), where he hit .403 (155-for-385) with 121R, 32 doubles, 5 triples, 37HR and 151RBI in 115 games...played for Falmouth in the Cape Cod League and earned the 2017 Silva Sportsmanship Award...was ranked by *Baseball America* as the No. 88 prospect in the 2018 draft...had committed to play his junior season at the University of Arkansas...is a 2016 graduate of Tomball (Tex.) H.S....was selected by Houston in the 36th round of the 2017 draft but did not sign.

BRADEN BRISTO | RHP



R/R | 6'0" | 180 LBS | Opening Day Age: 27 |

Monroe, LA | Louisiana Tech University |

23rd Round, 2016 MLB Draft | MLB Service: 0.000 |

2020 PITCHING STATISTICS

TERM	W-L	ERA	G/GS	SV	IP	H	K	BB	BAB	WHIP
SWB RailRiders	5-3	4.86	38/1	0	50.0	40	61	30	.221	1.40
MLB CAREER (5 Years)	13-13	3.251	137/1	13	216.0	181	261	91	.230	1.26

2021: Spent the season with Triple-A Scranton/Wilkes-Barre, going 5-3 with a 4.86 ERA (50.0IP, 40H, 28R/27ER, 30BB, 61K, 7HR) in 38 appearances (one start)...

2020: Did not play due to the COVID-19 pandemic...

2019: Was named a Florida State League Mid-Season All-Star with A-Advanced Tampa, going 3-1 with one save and a 1.94 ERA (41.2 IP, 28 H, 11 R/9 ER, 11 BB, 57 K, 3 HR) in 24 relief appearances prior to his promotion to Double-A Trenton... Had six consecutive scoreless appearances from 8/19-29 with Trenton and Tampa: 0-0, 0.00 ERA (0 ER/6.0 IP), 2 SV, 1 H, 1 BB, 10 K, 1 HB, .056 BAA, 0.33 WHIP... Posted the fifth-best K/9.0 IP (11.51) and fourth-best K% (31.9%) of all Yankees minor leaguers (min. 60.0 IP).

2018: Split the season between Single-A Charleston and A-Advanced Tampa, going 0-4 with a 2.14 ERA, 7 SV, 52.4 IP, 46 H, 18 R/13 ER, 63 K, 25 BB, .230 BAA, 1.32 WHIP... Did not allow an earned run until May 12, a span of his first seven appearances of the season (11.1 IP, 8 K, 4 BB, 9 K).

PERSONAL: Full name is Braden James Bristo... Graduated from Louisiana Tech after pitching three seasons for the Bulldogs (2014-16)... Graduated in 2013 from Ouachita Christian School (La.), where he won five state championships in three sports (two in baseball, two in football, one in track) and was the 2012 Louisiana Class 1A Offensive MVP in football... Earned 15 varsity letters in high school in four sports (Football, 4; Track & Field, 6; Baseball, 4; Basketball, 1).

2022 SWB RAILRIDERS

MAX BURT | INF



R/R | 6'2" | 185 LBS | Opening Day Age: 25 |

North Andover, MA | Northeastern University |

28th Round, 2018 MLB Draft | MLB Service: 0.000 |

2021 BATTING STATISTICS


TERM	G	AVG	H	R	2B	3B	HR	RBI	SB	CS
Tampa Tarpons	6	.423	11	5	3	0	1	6	0	0
Somerset Patriots	49	.241	39	24	8	0	5	41	4	0
SWB RailRiders	36	.187	20	16	8	0	1	33	2	0
MLB CAREER (3 Years)	271	.239	201	114	37	4	15	94	16	7

2021: Split time between three levels, including 26 games for Scranton/Wilkes-Barre... Spent the bulk of his season with Double-A Somerset, where he hit .241 over 49 games with 5HR and 41RBI... Made Triple-A debut on 8/10 against Lehigh Valley... Hit his first Triple-A home run the next day against the IronPigs... Batted .187 over 36 games with the RailRiders...

2020: Did not play due to the COVID-19 pandemic...

PERSONAL: Played four seasons (2015-18) at Northeastern (Mass.) and hit .260 (214-for-824) with 130R, 44 doubles, 12HR, 109RBI and 33SB in 224 games...graduated with Northeastern's school record in games played, starting all of the Huskies' 224 games in his four years...was named Colonial Athletic Association Defender of the Year as a junior in 2017...is a 2014 graduate of St. John's Prep (Mass.), where he also played basketball and golf.

OSWALDO CABRERA | INF



S/R | 6'0" | 200 LBS | Opening Day Age: 22 |

Guarenas, Venezuela |

Non-Drafted Free Agent, 7/02/2015 | MLB Service: 0.000 |

2021 BATTING STATISTICS

TERM	G	AVG	H	R	2B	3B	HR	RBI	SB	CS
Somerset Patriots	109	.256	112	61	29	1	24	78	20	5
SWB RailRiders	9	.500	15	11	2	1	5	11	1	0
MLB CAREER (5 Years)	528	.262	526	257	113	8	51	271	50	26

2022 Preseason Prospect Rankings: *Baseball America* - NYY No. 8; *MLB Pipeline* - NYY No. 16; *Fangraphs* - NYY No. 13

2021: Played nine games with Scranton/Wilkes-Barre... Hit five home runs in 30 at bats, batting .500 with RailRiders... Played 109 games with the Somerset Patriots... Finished among leaders with Patriots: average (2nd, .256), home runs (2nd, 24), RBI (1st, 78), SLG (1st, .492), OPS (3rd, .803), hits (1st, 112), doubles (1st, 29), extra base hits (1st, 54), total bases (1st, 215), runs (2nd, 61) and stolen bases (t-3rd, 20)... Tied career high with five RBI (including two home runs) vs. Erie SeaWolves 7/7... Named Double-A Northeast MVP becoming first Patriot in Yankees-Affiliation history to win award (fifth in franchise history, first since 2013)... Named Double-A Northeast All-Star at second base...

2020: Did not play due to the COVID-19 pandemic...

2019: Spent entire season with Tampa Tarpons, playing 120 games... Led team in average (.260), RBI (56), SLG (.378), OPS (.688), hits (117), doubles (29), extra base hits (37) and total bases (170)... Tallied a hit in eight of first nine games, going 14 for 33 (.424) during stretch...

PERSONAL: Full name is Oswaldo Alberto Cabrera... Added to the Yankees 40-man roster 11/19/21... Signed by Yankees out of Venezuela in 2015 for \$100,000.

2022 SWB RAILRIDERS

JIMMY CORDERO | RHP



R/R | 6'4" | 245 LBS | Opening Day Age: 30 |

San Cristóbal, Dominican Republic |

MiLB Free Agent, 12/15/2021 | MLB Service: 2.136 |

2021 PITCHING STATISTICS

TERM	W-L	ERR	G/GS	SV	IP	H	K	BB	BAB	WHIP
Did Not Play										
MLB CAREER (3 Years)	3-5	4.55	83/0	0	83.0	82	65	32	.255	1.37
MiLB CAREER (8 Years)	20-21	3.93	224/5	17	302.0	284	293	158	.247	1.46

2021: Missed the entire season with the Chicago White Sox after undergoing "Tommy John" surgery on 3/18...the procedure was performed by Dr. James Andrews in Florida...was placed on the 60-day injured list on 3/21...

2020: In 30 relief appearances with Chicago-AL, went 1-2 with a 6.08 ERA (26.2IP, 33H, 21R/18ER, 9BB, 22K, 2HR)...held right-handed batters to a .179 (10-for-56) opponents' batting average...ranked second in the AL in appearances and third in inherited runners scored percentage (.63)...made his first career Opening Day roster...tossed a season-high-tying 2.0IP on 8/20 vs. Detroit (also 2.0IP on 9/1 at Cleveland)...pitched in four consecutive games from 8/26-30, allowing 2ER in 3.2IP (4H, 0BB, 2K, 1HR)...made a season-high six consecutive scoreless appearances from 9/8-19 (5.1IP)...earned his only win of the season on 9/13 vs. Detroit (1.1IP, 1BB, 2K)...received his first career ejection on 9/25 vs. Chicago-NL after hitting catcher Willson Contreras with a pitch in the seventh inning...was ejected by home plate umpire Dan Bellino...made the White Sox's AL Wild Card Series roster vs. Oakland, pitching in two games (3.2IP, 1H, 1BB, 2K)...made his postseason debut in ALWCS Game 2 on 9/30 at Oakland, tossing 2.2 scoreless innings (1H, 1BB, 2K)...retired all three batters faced in ALWCS Game 3 on 10/1 at Oakland...

PERSONAL: Full name is Jimmy Gerald Cordero...attended Liceo Politecnico Analilan Miranda H.S. in San Cristóbal, D.R... In parts of three Major League seasons with the Washington Nationals (2018), Toronto Blue Jays (2019) and Chicago White Sox (2019-20), has gone 3-5 with a 4.55 ERA (83.0IP, 82H, 46R/42ER, 32BB, 65K, 8HR) in 83 relief appearances...was originally signed by Toronto as a non-drafted free agent on 1/6/12.

RODOLFO DURÁN | C



R/R | 5'9" | 210 LBS | Opening Day Age: 24 |

Santo Domingo, Dominican Republic |

MiLB Free Agent, 12/15/2021 | MLB Service: 0.000 |

2021 BATTING STATISTICS

TERM	G	AVG	H	R	2B	3B	HR	RBI	SB	CS
Reading Phillies	31	.193	22	10	7	0	5	10	0	0
Lehigh Valley IronPigs	4	.267	4	3	1	0	1	3	0	0
MiLB CAREER (6 Years)	307	.244	243	122	49	7	33	224	3	5

2021: Combined to hit .202 (26-for-129) with 13R, 8 doubles, 6HR, 13RBI and 6BB in 35 games between Double-A Reading and Triple-A Lehigh Valley...spent the majority of the season with Reading over two stints, batting .193 (22-for-114) with 10R, 7 doubles, 5HR, 10RBI and 5BB in 31 games...following the season, played with Estrellas de Orientales of the Dominican Winter League, batting .185 (5-for-27) with 1R, 1 double, 1 triple, 1RBI and 1BB in eight games...

2020: Did not play due to the COVID-19 pandemic...participated in the Florida Instructional League following the season...also played with Estrellas de Orientales of the Dominican Winter League, batting .188 (3-for-16) with 2R, 2RBI and 1BB in seven games...

2019: Spent the entire season at Single-A Clearwater, hitting .240 (56-for-233) with 25R, 10 doubles, 1 triple, 6HR, 23RBI and 10BB in 66 games...started 61 games at catcher and threw out 26-of-64 (40.6%) attempted base runners...did not commit an error in 609 total chances...on 6/7 at Daytona, went 4-for-4 with 1R, 1 double, 1HR and 5RBI...hit a two-run HR in the fourth inning, an RBI single in the sixth and a two-run double in the eighth...marked his minor league career high in RBI and tied his career high in hits (also 4H on 9/1/18 vs. Delmarva with Lakewood)...

PERSONAL: Full name is Rodolfo José Durán... Was originally signed by the Philadelphia Phillies as a non-drafted free agent on 11/5/14.

2022 SWB RAILRIDERS

PHILIP EVANS | INF/OF



R/R | 5'9" | 220 LBS | Opening Day Age: 29 |

Whittier, CA |

MiLB Free Agent, 3/14/2022 | MLB Service: 2.072 |

2021 BATTING STATISTICS

TEAM	G	AVG	H	R	2B	3B	HR	RBI	SB	CS
Pittsburgh Pirates	76	.206	44	23	5	0	5	16	1	0
Indianapolis Indians	28	.252	32	18	10	0	0	10	0	0
MLB CAREER (4 Years)	121	.231	71	34	9	0	6	27	2	1
MLB CAREER (10 Years)	839	.263	787	369	159	12	61	336	16	17

2021: Made Pittsburgh's Opening Day roster for the second straight year...hit .206 (44-for-214) with 23R, 5 doubles, 5HR, 16RBI and 28BB in 76 games for the Pirates...in 38 games with Triple-A Indianapolis, hit .252 (32-for-127) with 18R, 10 doubles, 10RBI and 15BB...in his first 16 games with the Pirates from 4/1-21, hit .293 (17-for-58) with 4HR and 6RBI...homed in back-to-back games from 4/5-6...made his first career pitching appearance on 4/6 at Cincinnati and retired the three batters he faced on five pitches...hit his first career pinch-hit home run on 6/24 at St. Louis...

2020: Made his second career Opening Day roster with Pittsburgh, batting .359/.444/.487 (14-for-39) with 6R, 2 doubles, 1HR, 9RBI and 5BB in 11 games...hit his first Major League home run on 8/7 vs. Detroit (Matthew Boyd) and recorded a career-high 4RBI (3-for-5, 3R)...recorded at least 1RBI in four straight games from 8/3-8/7 (7RBI total)...made his first career start at first base on 8/8 vs. Detroit and suffered a fractured jaw in a collision with right fielder Gregory Polanco...was placed on the 45-day injured list on 8/9 and missed remainder of the season...had surgery performed on his jaw on 8/13 by Dr. Mike White in Pittsburgh...

2019: Spent the entire season with Triple-A Iowa in the Cubs organization, batting .283 (132-for-466) with 79R, 30 doubles, 3 triples, 17HR, 61RBI and 57BB in 130 games...ranked first among Cubs minor leaguers in total bases (219), tied for first in extra-base hits (50), tied for second in hits and tied for third in home runs...was named an Organization All-Star by MiLB.com following the season...

PERSONAL: Full name is Phillip Mathew Evans...attended La Costa Canyon H.S. (Calif.), where he batted .392 with 7HR and 32RBI during his senior season in 2011...was committed to play collegiately at San Diego State University before signing with the Mets.

ESTEVAN FLORIAL | OF



L/R | 6'1" | 195 LBS | Opening Day Age: 24 |

Barahona, Dominican Republic |

Non-Drafted Free Agent, 3/19/2015 | MLB Service: 0.042 |

2021 BATTING STATISTICS

TEAM	G	AVG	H	R	2B	3B	HR	RBI	SB	CS
Somerset Patriots	9	.229	8	5	2	0	4	6	0	1
SWB RailRiders	78	.218	68	65	17	1	13	41	13	7
New York Yankees	11	.300	6	3	2	0	1	2	1	0
MLB CAREER (2 Years)	12	.304	7	3	2	0	1	2	1	0
MLB CAREER (6 Years)	479	.263	488	331	92	25	59	260	86	38

2022 Preseason Prospect Rankings: *Baseball America* - NYY No. 15; *MLB Pipeline* - NYY No. 22

2021: Appeared in 11 Major League games, hitting two doubles and six home runs... First career home run 7/20, solo homer vs. Enyel De Los Santos of Philadelphia... Played 78 games with Scranton/Wilkes-Barre... Finished among leaders with RailRiders: home runs (2nd, 13), OBP (2nd, .315), SLG (1st, .404), OPS (1st, .719), runs (1st, 65), walks (2nd, 42), extra base hits (3rd, 31) and total bases (3rd, 126)... Played nine games with the Somerset Patriots...

2020: Played in just one game over two stints with the Yankees, going 1-for-3 ("29th Man" on 8/28, 9/6-8)... Made his Major League debut in Game 1 on 8/28 vs. the Mets after being appointed the Yankees' "29th Man" for the day's doubleheader... Started in CF and went 1-for-3... Collected his first Major League hit with a fifth-inning single to center... Became the fourth Yankee to start in CF in his Major League debut since 1990, joining Mason Williams (6/12/15 at Baltimore), Melky Cabrera (7/7/05 vs. Cleveland) and Bernie Williams (7/7/91 vs. Baltimore)... Prior to the game, had never played in a regular season game above Single-A in his professional career...

2019: Was the consensus No. 1 prospect in the Yankees organization pre-season, and was No. 74 in all of baseball by *MLB Pipeline*... Spent the entire season with Tampa, batting .237/.297/.383 in 74 G, with 65 H, 38 R, 10 2B, 3 3B, 8 HR, 38 RBI 24 BB and 9-for-14 SB...

PERSONAL: Full name is Estevan Haniel Florial... Born in Barahona, DR, though he holds dual citizenship in Haiti due to his mother being born there... Participated in the MLB All-Star Futures Game in both 2018 and 2017, suiting up for the World Team.

2022 SWB RAILRIDERS

DAVID FREITAS | C



R/R | 6'2" | 250 LBS | Opening Day Age: 33 |

Wilton, CA | University of Hawaii-Manoa |

MiLB Free Agent, 12/14/2021 | MLB Service: 1.026 |

2021 BATTING STATISTICS

TERM	G	AVG	H	R	2B	3B	HR	RBI	SB	CS
Durham Bulls	16	.245	13	13	1	0	3	8	1	0
FCL Rays	4	.077	1	2	0	0	0	0	0	0
Kiwoom Heroes (KBO)	43	.259	36	13	10	0	2	14	0	0
MLB CAREER (3 Years)	59	.200	25	13	8	0	1	8	0	0
MLB CAREER (11 Years)	822	.287	822	405	193	2	76	448	9	2

2021: In 43 games with the Kiwoom Heroes of the Korean Baseball Organization, batted .259 (36-for-139) with 13R, 10 doubles, 2HR, 14RBI and 7BB...was released by Kiwoom on 6/23 and signed by the Tampa Bay Rays as a minor league free agent on 7/24...in 20 games with the FCL Rays and Triple-A Durham, hit .212 (14-for-66) with 15R, 1 double, 3HR, 8RBI and 13BB...

2020: Spent the entire regular season at the Brewers' Alternate Site...was on the Brewers' 2020 NL Wild Card roster, appearing in Game 2 as a pinch hitter (0-for-1)...

2019: Combined with the Seattle Mariners and Milwaukee Brewers to hit .067 (1-for-15) with 2R and 1RBI...spent the majority of the season in the minors with Triple-A Tacoma and Triple-A San Antonio, batting .381/.461/.561 (125-for-328) with 55R, 23 doubles, 12HR, 81RBI and 47BB in 91 games...led the Pacific Coast League (min. 300AB) in batting average and on-base percentage, while ranking fourth in OPS (1.022)...made his first career Opening Day roster with the Mariners...played in one game for Seattle, starting behind the plate and recording a sac fly in the third inning on 3/28 vs. Boston...was optioned to Triple-A Tacoma on 3/29, appearing in six games for the club (5-for-18, 4R, 2 doubles, 5RBI, 5BB)...was traded to Milwaukee from Seattle on 4/14 in exchange for RHP Sal Basi...was assigned to Triple-A San Antonio, where he batted .387/.459/.571 (120-for-310) with 51R, 21 doubles, 12HR, 76RBI and 42BB...was named a PCL Mid-Season All-Star with San Antonio...was recalled by the Brewers on 9/1...appeared in 16 games with Milwaukee, all as a pinch-hitter (1-for-13, 3BB)...earned PCL Postseason All-Star honors with San Antonio...was named an Organization All-Star by MiLB.com...

PERSONAL: Last name is pronounced "FRAY-tuss"...played two seasons (2007-08) at Cosumnes River College (Calif.), where he was a junior college All-American...finished his collegiate career with one season (2010) at the University of Hawaii-Manoa...was originally drafted by the Washington Nationals in the 15th round of the 2010 First Year Player Draft.

DEIVI GARCIA | RHP



R/R | 5'9" | 163 LBS | Opening Day Age: 22 |

Bonao, Dominican Republic |

Non-Drafted Free Agent, 7/2/2015 | MLB Service: 0.060 |

2021 PITCHING STATISTICS

TERM	W-L	ERA	G/GS	SV	IP	H	K	BB	BAB	WHIP
SWB RailRiders	3-7	6.85	24/22	0	90.2	102	97	68	.254	1.88
New York Yankees	0-2	6.48	2/2	0	8.1	8	7	4	.254	1.44
MLB CAREER (2 Years)	3-4	5.27	8/8	0	42.2	43	40	10	.254	1.24
MLB CAREER (5 Years)	20-27	4.19	89/79	0	384.1	313	513	193	.202	1.32

2022 Preseason Prospect Rankings: Baseball America - NYY No. 14; MLB Pipeline - NYY No. 11; FanGraphs - NYY No. 11

2021: Appeared twice (both starts) for the Yankees, tossing 8.1 IP... Made 24 appearances, 22 starts for Scranton/Wilkes-Barre... Allowed one or fewer runs four starts, all lasting 5.0 IP... Struck out nine batters twice on 5/16 (vs. Lehigh Valley) and 7/20 (vs. Rochester)...In 5/16 start vs. Lehigh Valley, allowed just one unearned run and a walk with just two hits allowed, taking a no decision...

2020: Saw his first Major League action, going 3-2 with a 4.98 ERA (34.1IP, 35H, 20R/19ER, 6BB, 33K, 6HR) in six starts over three stints with the Yankees (was appointed as the team's "29th Man" for doubleheaders on 8/30 and 9/4, and 9/9-27)... Opponents hit .254 (35-for-138, 6HR); LH .226 (14-for-62, 1HR); RH .276 (21-for-76, 5HR)... Recorded at least 6K in five of his first six Major League starts, becoming only the third Yankee in franchise history to accomplish the feat (Masahiro Tanaka and Al Leiter - also five games)... Went 2-0 with a 3.20 ERA (19.2IP, 7ER) in three starts at home... Was 1-2 with a 7.36 ERA (14.2IP, 12ER) in three road starts... According to Elias, was just the second pitcher in Yankees history with at least 6K and no more than 2BB in each of his first four Major League appearances, joining teammate Masahiro Tanaka in 2014 (also his first four starts)... Made his Major League debut in Game 2 of 8/30 doubleheader vs. the Mets, allowing one unearned run in 6.0IP(4H, 0BB, 6K)... Pitched in ALDS game two against Tampa Bay, tossing 1.0 inning, allowing a solo home run to Randy Arozarena (second of eventual ten he hit that postseason)...

PERSONAL: Full name is Deivi Anderson García (pronounced DAI-vee)... Entering 2021, Baseball America named him number 51 prospect in all of baseball... Entering 2021, Baseball America and Fangraphs ranked him number two prospect in Yankees system, MLB Pipeline ranked at number 3... Represented the American League team in the 2019 MLB All-Star Futures Game.

2022 SWB RAILRIDERS

WILKERMAN GARCIA | INF



B/R | 6'0" | 207 LBS | Opening Day Age: 24 |

Maracuay, Venezuela |

MiLB Free Agent, 12/14/2021 | MLB Service: 0.000 |

2021 BATTING STATISTICS

TERM	G	AVG	H	R	2B	3B	HR	RBI	SB	CS
Did Not Play										
MiLB CAREER (11 Years)	348	.234	312	161	56	10	12	118	47	33

2021: Did not play...

2020: Did not play due to the COVID-19 pandemic...

2018: Following the season, played for Magallanes in the Venezuelan Winter League and hit .262 (11-for-42) with 9R, 2 doubles, 1HR and 8RBI in 14 games...

2015: Following the season, was ranked by *Baseball America* as the No. 6 prospect in the Gulf Coast League and No. 9 prospect in the Yankees organization...

PERSONAL: Was ranked by *Baseball America* as the No. 7 prospect for the 2014 international signing period... Originally signed by the Yankees as a non-drafted free agent on 7/2/14.

LUIS GIL | RHP



R/R | 6'2" | 185 LBS | Opening Day Age: 22 |

Azua, Dominican Republic |

Trade (Minnesota), 3/16/2018 | MLB Service: 0.033 |

2021 PITCHING STATISTICS

TERM	W-L	ERA	G/GS	SV	IP	H	K	BB	BAB	WHIP
SWB RailRiders	3-7	6.85	24/22	0	90.2	102	97	68	.254	1.88
New York Yankees	0-2	6.48	2/2	0	8.1	8	7	4	.254	1.44
MiLB CAREER (2 Years)	3-4	5.27	8/8	0	42.2	43	40	10	.254	1.24
MiLB CAREER (5 Years)	20-27	4.19	89/79	0	384.1	313	513	193	.202	1.32

2021 Preseason Prospect Rankings: *Baseball America* - NYY No. 4; *MLB Pipeline* - NYY No. 4; *FanGraphs* - NYY No. 12

2021: Made MLB debut 8/3 against Baltimore, tossing 6.0 shutout innings, striking out six in a 13-1 victory, earning first career win... Did not allow a run to score in first three ML starts, spanning 15.2 IP (vs. Baltimore, Seattle and Boston)... Struck out eight batters in two starts (8/8, 9/13)... Made 13 appearances, ten starts for Scranton/Wilkes-Barre... Started and tossed 6.0 scoreless innings in combined no-hitter vs. Rochester 7/21, first for the RailRiders since 2006... Made seven starts for the Somerset Patriots, allowing one or fewer runs in five of seven outings... Tossed 6.0 innings of one-run, two-hit baseball against New Hampshire 5/27...

2020: Did not pitch due to the COVID-19 pandemic...

2019: Combined with Charleston (A) and Tampa (A+) to go 5-5 with a 2.72 ERA (96.0IP, 29ER) in 20 starts... Posted the second-lowest ERA among Yankees minor leaguers... Began the season with Charleston, going 4-5 with a 2.39 ERA (83.0IP, 22ER) in 17 starts before... In three starts with Tampa, went 1-0 with a 4.85 ERA (13.0IP, 7ER)... Was named a 2019 South Atlantic League Mid-Season All-Star with Charleston... Earned SAL "Pitcher of the Week" honors from 6/10-16... Compiled a 0.75 ERA (12.0IP, 11H, 1ER, 3BB, 18K) in two starts over that span... Following the season, was tabbed as the Yankees' No. 4 prospect by *Baseball America* and *MLB Pipeline*...

PERSONAL: Full name is Luis Ángel Gil (pronounced "HEEL")... Was acquired by the Yankees from the Minnesota Twins in exchange for OF Jake Cave on 3/16/18... Added to the Yankees' 40-man roster on 11/20/19.

2022 SWB RAILRIDERS

YOENDRYS GÓMEZ | RHP



R/R | 6'3" | 175 LBS | Opening Day Age: 22 |

Nirgua, Venezuela |

Non-Drafted Free Agent, 7/02/2016 | MLB Service: 0.000 |

2021 PITCHING STATISTICS

TERM	W-L	ERA	G/GS	SV	IP	H	K	BB	BAA	WHIP
Tampa Tarpons	0-0	3.42	9/9	0	23.2	14	29	9	.163	0.97
MLB CAREER (4 Years)	8-9	3.65	44/41	0	162.2	138	165	68	.231	1.27

2022 Preseason Prospect Rankings: *Baseball America* - NYY No. 19; *MLB Pipeline* - NYY No. 10; *Fangraphs* - NYY No. 7

2021: Made nine starts with the Low-A Tampa Tarpons with an 0-0 record and 3.42 ERA... Pitched 23.2 innings before contracting COVID-19, making final appearance 7/24... In each of nine starts, never allowed more than three hits, but also never pitched more than 4.0 innings...

2020: Did not play due to the COVID-19 pandemic...

2019: Was 4-5 with a 3.99 ERA (56.1IP, 54H, 30R/25ER, 19BB, 53K, 3HR) in 12 starts with Rookie-level Pulaski and Single-A Charleston... Began the season with Pulaski, going 4-2 with a 2.12 ERA (29.2IP, 7ER) with 28K in six starts... Was promoted to Charleston on 7/25 and went 0-3 with a 6.08 ERA (26.2IP, 18ER) and 25K in six starts... Following the season, was named the Yankees' No. 7 prospect by MLB Pipeline...

PERSONAL: Full name is Yeondrys Adrian Gómez... Was added to the Yankees' 40-man roster on 11/20/20.

MARWIN GONZALEZ | INF/ OF



S/R | 6'1" | 205 LBS | Opening Day Age: 33 |

Puerto Ordaz, Venezuela |

MiLB Free Agent, 3/21/2021 | MLB Service: 9.128 |

2021 BATTING STATISTICS

TERM	G	AVG	H	R	2B	3B	HR	RBI	SB	CS
Boston Red Sox	77	.202	49	25	14	0	2	20	3	2
Worcester WooSox	2	.333	2	1	0	0	1	1	0	0
FCL Astros	1	.250	1	0	0	0	0	0	0	0
Sugar Land Skeeters	2	.286	2	1	1	0	0	1	0	0
Houston Astros	14	.176	6	5	0	0	3	8	0	0
MLB CAREER (10 Years)	1,053	.256	854	400	176	8	101	397	41	28
MLB CAREER (9 Years)	572	.260	528	212	106	17	18	229	51	30

2021: Split time in the Boston Red Sox and Houston Astros organizations... With Houston, played 14 Major League games, batting .176 in September and early October... Appeared in four World Series games against Atlanta, going 1 for 4... Went 2 for 5 with five RBI, including a grand slam (third of career) 9/20 vs Los Angeles Angels... In Boston, appeared in 77 games, making 67 starts... Tallied 12 multi-hit games, twice picking up three hits...

2020: Spent entire season with the Minnesota Twins, playing 53 games in the pandemic-shortened 60 game season... Hit .211 with five home runs and 41 RBI... Went 3 for 4 with a run scored against Kansas City 8/8...

2019: Played 114 games in his first season with the Minnesota Twins... Two four-hit games, on 6/7 (vs. Detroit) and 8/15 (vs. Texas)... Finished top ten amongst Twins in: average, home runs, RBI, hits, doubles, walks, extra base hits, runs and total bases... Ten game hit streak 5/7 to 5/21, going 17 for 45 (.378)...

PERSONAL: Full name is Marwin Javier Gonzalez... World Series Champion in 2017 with the Houston Astros... Received six votes in AL MVP voting in 2017... Has appeared at every position except catcher at the Major League level... Originally signed by the Chicago Cubs 11/23/05... Rule 5 Draft pick by the Boston Red Sox in 2011, then traded to the Houston Astros for RHP Marco Duarte.

2022 SWB RAILRIDERS

RONALD GUZMÁN | INF



L/R | 6'4" | 205 LBS | Opening Day Age: 27 |

La Vega, Dominican Republic |

MiLB Free Agent, 3/13/2022 | MLB Service: 3.083 |

2021 BATTING STATISTICS

TEAM	G	AVG	H	R	2B	3B	HR	RBI	SB	CS
Texas Rangers	7	.063	1	1	0	0	1	1	0	0
MLB CAREER (4 Years)	243	.227	167	91	39	3	31	104	3	2
MiLB CAREER (8 Years)	641	.276	673	323	137	19	57	357	24	7

2021: Made the Rangers' Opening Day roster for the third straight year...went 1-for-16 (.063) with 1HR in seven games for Texas, missing the majority of the season due to injury...was on the injured list from 4/13-end of the season with a cartilage tear in his right knee...underwent right knee surgery on 4/28 for an articular cartilage and meniscus cartilage repair, performed by Dr. William Robertson in Arlington...suffered the injury while pursuing a fly ball to left field in the first inning on 4/12 at Tampa Bay, his first career start in the outfield...

2020: Made the Rangers' Opening Day roster...split time between Texas and the Rangers Alternate Site, batting .244 (19-for-78) with 10R, 1 double, 1 triple, 4HR, 9RBI and 7BB in 26 games with Texas...began the season with Texas, playing one game on 7/25 vs. Colorado before being optioned to the Alternate Site on 7/30...in his first 12 games with Texas from 7/25-9/8, hit .364 (12-for-33) with 5R, 1 double, 1 triple, 2HR, 4RBI and 4BB...was recalled from Alternate Site on 8/28 and stayed with Texas for the remainder of the season...following the season, was named the Most Valuable Player of the Dominican Winter League after slashing .360/.450/.523 (40-for-111) with 5HR and 13RBI in 30 games for Gigantes Del Ciego...led the league in OPS (.973), on-base percentage, total bases (58), hits and runs (25)...led Gigantes to a runner-up finish in the 2020 LIDOM Championship, batting .400 (20-for-50) with 2HR and 7RBI in 13 postseason contests...also won the Caribbean Series title with the Dominican Republic, as the club posted a perfect 7-0 record in the series...was named a Caribbean Series All-Star...

PERSONAL: Full name is Ronald Enmanuel Guzmán...participated in the Under Armour All-America Baseball game at Chicago's Wrigley Field on 8/14/10, a contest featuring some of the sport's best prospects.

CHASE ILLIG | C



S/R | 6'0" | 210 LBS | Opening Day Age: 25 |

Bluefield, WV | West Virginia University |

29th Round, 2019 MLB Draft | MLB Service: 0.000 |

2021 BATTING STATISTICS

TEAM	G	AVG	H	R	2B	3B	HR	RBI	SB	CS
Hudson Valley Renegades	2	.000	0	0	0	0	0	0	0	0
Somerset Patriots	11	.087	2	0	1	0	0	0	0	0
SWB RailRiders	1	1.000	1	0	0	0	0	0	0	0
MiLB CAREER (2 Years)	38	.198	19	7	6	0	1	10	0	1

2021: Spent time at three levels on the active roster, but only saw action in 14 games...Singled in his only at-bat of the season with Scranton/Wilkes-Barre on 9/12 vs. Rochester...

2020: Did not play due to the COVID-19 pandemic...

PERSONAL: Full name is Chase Alexander Illig... Played two seasons at West Virginia (2017-18) after transferring from College of Charleston (S.C.)...missed the entire 2019 season due to injury...graduated in 2015 from IMG Academy (Fla.), where he was named a Perfect Game USA All-America honorable mention as a senior...began his high school career at Tazewell (Va.) H.S.

2022 SWB RAILRIDERS

ENDER INCIARTE | OF



L/L | 5'11" | 190 LBS | Opening Day Age: 31 |

Maracaibo, Venezuela |

Non-Drafted Free Agent, 5/25/2008 | MLB Service: 7.105 |

2021 BATTING STATISTICS

TERM	G	AVG	H	R	2B	3B	HR	RBI	SB	CS
Atlanta Braves	52	.215	17	11	2	0	2	10	1	0
Gwinnett Stripers	6	.191	4	2	0	0	1	1	0	0
Louisville Bats	15	.288	17	7	3	0	0	7	0	1
MLB CAREER (8 Years)	857	.280	874	446	138	28	42	263	118	45
MLB CAREER (11 Years)	652	.282	682	369	109	29	13	182	162	54

2021: Batted .215 (17-for-79) with 11R, 2 doubles, 2HR, 10RBI and 7BB in 52 games with the Atlanta Braves...was placed on the 10-day injured list on 4/17 with a strained left hamstring...was sent on a rehab assignment with Triple-A Gwinnett, going 4-for-21 with 2R, 2 doubles, 1RBI and 1BB in six games...was reinstated from the injured list on 5/14...was placed on the paternity list on 5/17 and activated on 5/20...was placed on the COVID-19 injured list on 7/19...was reinstated from the COVID-19 injured list on 7/24 and designated for assignment that same day...was released by Atlanta on 7/29...was signed to a minor league contract by the Cincinnati Reds on 8/5...played in 15 games with Triple-A Louisville, batting .288 (17-for-59) with 7R, 3 doubles, 7RBI and 6BB...was released by Cincinnati on 8/28 and did not play for the rest of the season...

2020: Played in 46 games in MLB's 60-game shortened season with Atlanta, hitting .190 (22-for-116) with 17R, 2 doubles, 1 triple, 1HR, 10RBI and 12BB...played all 308.1 of his defensive innings in center field, committing just one error in 72 total chances (.986 fielding percentage)...hit his only HR of the season on 8/28 at Philadelphia, hitting a solo HR in the seventh inning off Adam Morgan...

PERSONAL: Full name is Ender David Inciarte... Was originally signed by the Arizona Diamondbacks as a non-drafted free agent on 5/25/08...in parts of eight major league seasons between the Arizona Diamondbacks (2014-2015) and Atlanta Braves (2016-21), has batted .280 (874-for-3117) with 446R, 138 doubles, 28 triples, 42HR, 263RBI, 239BB and 118SB in 857 career games...was named an All-Star in 2017 with Atlanta...has played all three outfield positions in his career: CF (675G/615GS), LF (98G/77GS), RF (78G/57GS)...won three consecutive Gold Glove awards in center field from 2016-18...was one of four players to win a Gold Glove in all three seasons (also INF Nolan Arenado, RHP Zack Greinke and OF Mookie Betts)...became the first Braves player to win three straight Gold Gloves since CF Andruw Jones won 10 in a row from 1998-2007...In 2008, made his professional debut with the DSL Diamondbacks, hitting .300 (68-for-227) with 36R, 7 doubles, 18RBI, 25BB and 22SB in 62 games.

STEVEN JENNINGS | RHP



R/R | 6'2" | 175 LBS | Opening Day Age: 23 |

Bush Creek, TN | DeKalb County H.S. (TN) |

Rule 5 Draft (Triple-A Phase) | MLB Service: 0.000 |

2021 PITCHING STATISTICS

TERM	W-L	ERR	G/GS	SV	IP	H	K	BB	BAB	WHIP
Bradenton Marauders	2-0	2.76	6/0	1	16.1	14	19	5	.313	1.16
Greensboro Grasshoppers	4-1	4.50	10/1	0	28.0	28	20	5	.262	1.18
Altoona Curve	3-0	6.67	13/0	0	29.2	40	20	11	.222	1.72
MLB CAREER (4 Years)	19-19	4.75	79/51	1	295.2	315	240	97	.269	1.39

2021: Split season between three levels in the Pirates organization...went 3-0 for Altoona in 13 relief outings...selected by the Yankees in the first round of the Triple-A Phase of the 2021 Rule 5 Draft from Pittsburgh...

2020: Did not play due to the COVID-19 pandemic...

2019: Entered the season rated by Baseball America as having the "Best Control" in Pittsburgh's minor league system...finished tied for the South Atlantic League lead in starts and eighth in innings pitched...

PERSONAL: Full name is Steven Donald Jennings... Went 5-2 with a 0.54 ERA and 99 strikeouts in 2017 as a senior at DeKalb County High School...was named a 2017 Rawlings-Perfect Game honorable mention All-American and a Southeast All-Region First-Team selection...was rated 47th by MLB Pipeline.com on the 2017 Prospect Watch...also played football for DeKalb County, where he was the quarterback of the team and the 4-3A Offensive MVP in 2015 after throwing for 2,131 yards and 19 touchdowns while also rushing for 908 yards...originally selected by Pittsburgh in the second round of the 2017 First-Year Player Draft.

2022 SWB RAILRIDERS

MICHAEL KING | RHP



R/R | 6'3" | 210 LBS | Opening Day Age: 26 |

Warwick, RI | Boston College |

Trade (Miami), 11/20/2017 | MLB Service: 2.004 |

2021 PITCHING STATISTICS

TEAM	W-L	ERA	G/GS	SV	IP	H	K	BB	BAB	WHIP
SWB RailRiders	0-1	4.76	3/1	1	5.2	5	11	0	.227	0.88
New York Yankees	2-4	3.55	22/6	0	63.1	57	62	24	.236	1.30
MLB CAREER (3 Years)	3-6	4.70	32/10	0	92.0	89	89	35	.248	1.35
MLB CAREER (5 Years)	28-20	2.96	80/59	2	392.2	348	333	69	.238	1.06

2021: Pitched in 22 Major League games, throwing 63.1 IP, both career highs with the Yankees... Season debut 4/4, tossed 6.0 scoreless innings, allowing one hit against Toronto... Began season with four straight scoreless outings, covering 12.1 IP... In 15 off 22 ML outings, allowed one or fewer runs... As a reliever, gathered a 3.50 strikeout/walk ratio... Pitched three games for Scranton/Wilkes-Barre, making one start...

2020: Went 1-2 with a 7.76 ERA (26.2IP, 23ER) in nine games (four starts) in his only stint with the Yankees (7/23-9/21)... In four starts, went 0-2 with an 8.36 ERA (14.0IP, 13ER)... Was 1-0 with a 7.11 ERA (12.2IP, 10ER) in five relief appearances... Made his season debut on 7/25 at Washington, allowing 4ER in 3.1IP (4H, 2K, 1HR)... Entered the game in the second inning with the bases loaded and no outs, allowing only one inherited runner to score... Served as the Yankees' "opener" in Game 2 on 8/8 at Tampa Bay, allowing 3ER in 3.2IP (1H, 5BB, 4K) to record the loss... Earned his first Major League win on 8/17 vs. Boston (3.0IP, 3H, 1ER, 2K, 1HP)... Tossed a career-high 4.0 innings in Game 1 on 9/4 at Baltimore, allowing 3ER without recording a decision in the start (4H, 2BB, 3K, 2HR, 1HP)... Made his postseason debut—and only playoff appearance—in ALDS Game 3 vs. Tampa Bay at Petco Park, tossing 2.0 perfect innings... Struck out Brett Phillips (foul tip) in the eighth for his first career postseasons strikeout... Was added to the Yankees' postseason roster for the ALDS (was not on the AL Wild Card Series roster)... Following the season, was tabbed by Baseball America as having the "Best Control" among Yankees farmhands...

PERSONAL: Acquired by the Yankees from the Miami Marlins along with 2017 - 2018 international signing bonus pool money in exchange for INF Garrett Cooper and LHP Caleb Smith on 11/20/17... Originally selected by the Miami Marlins in the 12th round of the 2016 First-Year Player Draft... In three seasons with the Boston College Eagles, went 11-11 with four saves and a 3.14 ERA (209.1 IP, 73ER) in 47G/27GS... His 3.14 career ERA ranks 2nd all-time at Boston College.

MATT KROOK | LHP



L/L | 6'4" | 225 LBS | Opening Day Age: 27 |

Hillsborough, CA | University of Oregon |

4th Round, 2016 MLB Draft | MLB Service: 0.000 |

2021 PITCHING STATISTICS

TEAM	W-L	ERA	G/GS	SV	IP	H	K	BB	BAB	WHIP
Somerset Patriots	1-1	2.15	15/9	0	29.1	15	44	11	.147	0.89
SWB RailRiders	6-5	3.17	17/14	0	76.2	51	88	49	.185	1.30
MLB CAREER (5 Years)	18-24	4.25	131/73	0	362.0	285	425	243	.215	1.46

2022: Preseason Prospect Rankings: *Baseball America* - NYY No. 36

2021: Split the season with Double-A Somerset and Triple-A Scranton/Wilkes-Barre, going 7-6 with a 2.89 ERA (106.0IP, 66H, 34ER, 132K) in 24 games (21 starts)...led Yankees minor leaguers with a .175 opp. BA while ranking second in ERA, fourth in starts and fifth in strikeouts... Struck out team season-high 11 on 8/08 vs. Worcester...

2020: Did not play due to the COVID-19 pandemic...

2019: Spent the entire season with the Double-A Montgomery Biscuits, going 2-3 with a 4.50 ERA with 52K and 32 BB...

PERSONAL: Full name is Matthew Edward Krook... Was originally selected by Miami in Compensation Round A of the 2013 First-Year Player Draft but did not sign and was later selected by San Francisco in the fourth round of the 2016 First-Year Player Draft... Attended St. Ignatius College Prep. in California.

2022 SWB RAILRIDERS

RYAN LAMARRE | OF



R/L | 6'2" | 215 LBS | Opening Day Age: 33 |

Royal Oak, MI | University of Michigan |

MiLB Free Agent, 3/14/2022 | MLB Service: 1.110 |

2021 BATTING STATISTICS

TERM	G	AVG	H	R	2B	3B	HR	RBI	SB	CS
SWB RailRiders	60	.277	57	27	13	2	6	34	6	1
New York Yankees	9	.190	4	3	0	0	2	4	0	2
MLB CAREER (8 Years)	129	.232	57	24	11	0	6	25	3	4
MiLB CAREER (11 Years)	894	.272	871	449	152	27	61	328	201	77

2021: In nine games with the Yankees over two stints (5/16-20, 7/18-29), hit .190 (4-for-21) with 3R, 2HR, 4RBI, 2BB and 1SB...spent most of the season with Triple-A Scranton/Wilkes-Barre, batting .277 (57-for-206) with 27R, 13 doubles, 2 triples, 6HR, 34RBI, 27BB and 14SB in 60 games...hit .310 (31-for-100) on the road...289 (39-for-135) against right-handed pitching with Scranton/Wilkes-Barre...had his contract selected from Scranton/Wilkes-Barre on 5/16 and made his debut with the Yankees that day at Baltimore (0-for-3)...was selected to the Major League roster on 7/18...hit a two-run HR in the eighth inning on 7/18 vs. Boston (2-for-3, 2R, 1HR, 2RBI, 1BB)...marked his first HR since 9/27/19 at Kansas City with Minnesota...his single in the fifth marked his first hit since 9/27/19 at Kansas City as well...recorded a pinch-hit walk-off single in the 10th inning on 7/21 vs. Philadelphia...was his second career walk-off hit (also a walk-off single in the 16th inning on 4/18/18 vs. Cleveland with Minnesota)...was the first pinch-hit walk-off hit by a Yankee since Mike Ford on 9/1/19 vs. Oakland (HR in the ninth inning)...

2020: Did not play due to the COVID-19 pandemic...

2019: Spent the entire minor league season with Triple-A Gwinnett, hitting .311 (126-for-405) with 55R, 24 doubles, 8 triples, 9HR and 53RBI in 112 games... Was traded to the Twins for cash considerations on 9/7 and selected to the Major League roster the next day... Hit .217 (5-for-23) with 3R, 2HR and 3RBI in 14 games with Minnesota...

PERSONAL: Full name is Ryan Michael Lamarre (luh-MAR)...earned first team All-Big Ten honors in 2010... Attended the University of Michigan... Graduated from Lumen Christi (Mich.) High School, where he was a four-year starter in hockey, football and baseball... was the leading tackler on consecutive state-championship football teams... was originally selected by the Reds in the second round of the 2010 First-Year Player Draft.

TREVOR LANE | LHP



L/L | 5'11" | 185 LBS | Opening Day Age: 27 |

North Bend, WA | University of Illinois at Chicago |

10th Round, 2016 MLB Draft | MLB Service: 0.000 |

2021 PITCHING STATISTICS

TERM	W-L	ERA	G/GS	SV	IP	H	K	BB	BAB	WHIP
SWB RailRiders	4-0	1.99	17/0	1	22.2	20	28	5	.241	1.10
MiLB CAREER (5 Years)	19-10	2.34	151/0	9	246.0	200	266	70	.219	1.10

2021: Went 4-0 with one save and a 1.99 ERA (22.2IP, 5ER) in 17 relief appearances with Triple-A Scranton/ Wilkes-Barre...

2020: Did not play due to the COVID-19 pandemic...

2019: Split the season with Double-A Trenton, A-Adv. Tampa and Triple-A Scranton/Wilkes-Barre... Led Yankees minor leaguers in ERA (min. 70.0 IP), and was 27th in ERA among all affiliated minor league pitchers... Went 12 consecutive appearances without allowing an earned run from 5/23-6/28 (3-0, 0.00 ERA, 19.1 IP, 5 H, 0 R, 3 BB, 19 K)... Threw 2.0-or-more innings in 22-of-44 appearances on the season... Had two separate one-game stints with Scranton/Wilkes-Barre, making his debut on 8/11 vs Gwinnett: 1.2 IP, 1 H, 1 R/1 ER, 1 BB, 2 K... Earned Eastern League Mid-Season All-Star honors with Double-A Trenton... During the Eastern League playoffs, went 1-0 with a 0.00 ERA (4.0 IP, 1 H, 1 BB, 5 K, 1 HB) in 3 G, including an appearance in the decisive Game 4 of the Eastern League Championship Series at Bowie.

2018: Split the season between A-Adv. Tampa and Double-A Trenton... Was named a Florida State League Mid-Season All-Star at Tampa... Placed on the 7-day disabled list on 8/29, ending his season.

PERSONAL: Played two seasons at UIC (2015-16) after one season apiece at Campbell (N.C.) University (2013) and Lower Columbia (Wash.) College (2014)... Was named the 2016 Horizon League Relief Pitcher of the Year after going 8-5 with a Horizon League-best 1.41 ERA (70.1IP, 11ER) and 90K... Graduated from Mount St. Joseph's (Wash.) and was the 2012 State Gatorade Player of the Year... Was named a 2017 South Atlantic League Mid-Season All-Star with Single-A Charleston.

2022 SWB RAILRIDERS

BRANDON LOCKRIDGE | OF



R/R | 6'1" | 185 LBS | Opening Day Age: 25 |

Pensacola, FL | Troy University |

5th Round, 2018 MLB Draft | MLB Service: 0.000 |

2021 BATTING STATISTICS

TEAM	G	AVG	H	R	2B	3B	HR	RBI	SB	CS
Hudson Valley Renegades	32	.256	32	18	6	2	3	22	5	1
Somerset Patriots	43	.328	57	33	10	0	10	24	13	1
MLB CAREER (3 Years)	222	.269	236	134	54	10	26	110	43	12

2022 Preseason Prospect Rankings: *Baseball America* - NYY No. 23; *MLB Pipeline* - NYY No. 19

2021: Split the season with High-A Hudson Valley and Double-A Somerset, batting .298/.352/.495 (89-for-299) with 51R, 16 doubles, 13HR, 46RBI and 22BB in 75 games...ranked second among Yankees minor leaguers in batting average and fifth in slugging...

2020: Did not play due to COVID-19 pandemic...

2019: Led the South Atlantic League in extra-base hits (47), tied for third in doubles and finished fourth in total bases (204)...led Yankees farmhands in doubles and ranked fourth in hits...

2018: Made his pro debut with the GCL Yankees West, batting .367 (11-for-30) with 8R, 2 doubles, 2 triples, 2RBI, 4BB and 3SB in 10 games...

PERSONAL: Full name is Brandon Marcus Lockridge... Played three seasons (2016-18) at Troy University (Ala.), where he hit .306 (219-for-715) with 135R, 38 doubles, 14 triples, 12HR, 101RBI, 70BB and 37SB in 175 games... earned a 2018 ABCA/Rawlings Gold Glove Award... graduated from Pensacola Catholic (Fla.) H.S. in 2015... played on the 2015 Pensacola Catholic team that was named high school national champions by USA Today after completing a 30-0 season.

BARRETT LOSEKE | RHP



R/R | 6'0" | 178 LBS | Opening Day Age: 25 |

Tulsa, OK | Arkansas |

17th Round, 2018 MLB Draft | MLB Service: 0.000 |

2021 PITCHING STATISTICS

TEAM	W-L	ERA	G/GS	SV	IP	H	K	BB	BAV	WHIP
Hudson Valley Renegades	3-1	3.03	15/1	0	38.2	26	58	18	.187	1.14
Somerset Patriots	1-1	4.33	14/0	2	27.0	23	33	13	.228	1.33
MLB CAREER (3 Years)	8-4	3.41	57/1	7	103.0	78	133	42	.204	1.17

2021: Appeared in 29 games combined between Hudson Valley and Somerset, sporting a 4-2 mark with a 3.56 ERA, striking out 91 and walking 31 over 65.2IP...had two saves in three chances with Patriots...

2020: Did not play due to COVID-19 pandemic...

2019: Pitched in 18 games for Staten Island, all in relief...went 3-1 with a 2.96 ERA, striking out 32 and walking seven in 27.1IP...

PERSONAL: Full name is Barrett Loseke... Pitched at Arkansas for three seasons (2016-18), going 8-5 with four saves and a 3.13 ERA (112.0IP, 84H, 42R/39ER, 64BB, 131K, 7HR) in 59 games (10 starts)... graduated in 2015 from Jenks (Okla.) H.S., where he was class salutatorian... is the second cousin of former Royals OF Alex Gordon.

2022 SWB RAILRIDERS

JOSH MACIEJWESKI | LHP



R/L | 6'3" | 175 LBS | Opening Day Age: 26 |

Morrisville, NC | Charlotte |

10th Round, 2018 MLB Draft | MLB Service: 0.000 |

2021 PITCHING STATISTICS

TERM	W-L	ERR	G/GS	SV	IP	H	K	BB	BAB	WHIP
Hudson Valley Renegades	9-4	4.10	18/13	0	83.1	69	94	24	.220	1.12
SWB RailRiders	0-2	6.50	4/4	0	18.0	24	11	10	.316	1.89
MILB CAREER (3 Years)	15-13	3.70	54/29	2	207.0	174	202	69	.226	1.17

2021: Earned High-A East "Pitcher of the Week" honors twice with Hudson Valley for 6/28-7/4 (1GS, 6.0IP, 2H, 1R, 9K) and 9/6-12 (1GS, W, 7.0IP, 4H, 11K)...his nine wins tied for most in the High-A East and ranked fourth among Yankees minor leaguers...

2020: Did not pitch due to the COVID-19 pandemic...

2019: Earned South Atlantic League "Pitcher of the Week" honors for 8/19-25 after tossing 8.0 shutout innings (2H, 1BB, 7K) on 8/21 vs. West Virginia...was named an MiLB.com Organization All-Star...

2018: Ranked fourth among relievers in the Gulf Coast League with a 12.12K/9.0IP ratio (35K, 26.0IP)...

PERSONAL: Full name is Josh Graham Maciejewski... pitched four seasons at Charlotte (2015-18), posting a 21-21 record and 4.36 ERA (330.1IP, 340H, 190R/160ER, 108BB, 264K, 22HR) in 63 games (55 starts)... left as the school's record holder in starts... graduated in 2014 from Panther Creek (N.C.) H.S., where he also played basketball...

RON MARINACCIO | RHP



R/R | 6'2" | 205 LBS | Opening Day Age: 26 |

Toms River, NJ | University of Delaware |

19th Round, 2017 MLB Draft | MLB Service: 0.000 |

2021 PITCHING STATISTICS

TERM	W-L	ERR	G/GS	SV	IP	H	K	BB	BAB	WHIP
Somerset Patriots	1-1	1.82	22/0	3	39.2	17	64	19	.129	0.91
SWB RailRiders	1-0	2.36	18/0	2	26.2	18	41	8	.186	0.98
MILB CAREER (4 Years)	5-3	3.16	88/0	8	148.1	106	214	57	.198	1.10

2022 Preseason Prospect Rankings: Baseball America - NYY No. 21; Fangraphs - NYY No. 19

2021: Appeared in 18 games on the mound for Scranton/Wilkes-Barre, all in relief... Made 22 relief appearances for the Somerset Patriots... Tallied 1.82 ERA across 39.2 IP, second lowest ERA with a single team in Minor League career (1.77 with Pulaski Yankees in 2018)... Set career low 0.91 WHIP... Finished game, tossing one inning in a combined no hitter with Luis Severino and Shawn Semple 8/8... In 40 total appearances, allowed two or more runs just four times...

2020: Did not pitch due to the COVID-19 pandemic...

2019: Made 18 relief appearances with the Charleston RiverDogs of the South Atlantic League (A)... Tossed 32.1 IP to the tune of a 4.18 ERA and 1.27 WHIP... Went 4 for 4 in saves, tied for second among staff...

2018: Split time with Pulaski (Rookie) and Staten Island Yankees (Short-Season)... Career low 1.77 ERA with Pulaski, tossing in ten games across 20.1 IP...

PERSONAL: Full name is Ronald James Marinaccio... named the University of Delaware Pitcher of the Year in 2015 and 2017... 2017 co-captain at Delaware... Played baseball and basketball at Toms River North HS (NJ)... Two time All-Conference First Team and All-County baseball player... Favorite team was the Yankees growing up.

2022 SWB RAILRIDERS

REGGIE MCCLAIN | RHP



R/R | 6'2" | 180 LBS | Opening Day Age: 28 |

Duluth, GA | University of Missouri |

Rule 5 Draft (Triple-A Phase) | MLB Service: 1.006 |

2021 PITCHING STATISTICS

TERM	W-L	ERA	G/GS	SV	IP	H	K	BB	BAB	WHIP
SWB RailRiders	5-2	1.79	36/1	0	55.1	37	57	26	.193	1.14
MLB CAREER (2 Years)	1-1	5.81	19/2	0	26.1	31	13	16	.290	1.79
MILB CAREER (5 Years)	29-29	4.05	129/61	2	462.2	450	419	116	.257	1.22

2021: Went 5-2 with a 1.79 ERA (55.1IP, 37H, 12R/11ER, 26BB, 57K, 1HR) in 36 appearances (one start) for Scranton/Wilkes-Barre...

2020: Made his first career Opening Day roster and had a 5.06 ERA (5.1IP, 3ER) in five relief appearances without recording a decision with the Phillies... Was placed on the 10-day injured list on 8/6 (retroactive to 8/3) with a right shoulder impingement... Reinstated from the I.L. on 8/20... Designated for assignment on 8/31 and outrighted to the Phillies' Alternate Site on 9/3, remaining there for the rest of the season...

2019: Saw his first Major League action with the Mariners, going 1-1 with a 6.00 ERA (21.0IP, 14ER) in 14 games (two starts) from 8/2 through the end of the season... Combined with Single-A Modesto, Triple-A Tacoma and Double-A Arkansas to go 3-4 with a 2.23 ERA (72.2IP, 18ER) and 72K in 29 games (three starts)... Had his contract selected by Seattle on 8/2 and made his Major League debut that night at Houston... Allowed 3ER in 1.0IP (2H, 1BB, 2K, 2HR)... Struck out Martin Maldonado (swinging) for his first career strikeout...

PERSONAL: Full name is Reginald Kristen McClain... Began his collegiate career at the University of Georgia (2012-13), later transferring to the State College of Florida, Manatee-Sarasota for the 2014 season... Prior to the 2015 season, transferred to the University of Missouri... In two seasons at Missouri (2015-16), went 12-11 with a 3.61 ERA (202.0IP, 81ER) with 174K in 29 starts... As a redshirt senior in 2016, allowed just 0.80BB/9.0IP, fourth best in the nation... Graduated from Northview High School (Ga). Was originally selected by the Seattle Mariners in the 13th round of the 2016 First-Year Player Draft... was claimed off waivers by Philadelphia from Seattle on 1/31/20...

MAX MCDOWELL | C



R/R | 5'11" | 180 LBS | Opening Day Age: 20 |

Pittsburgh, PA | University of Connecticut |

MiLB Free Agent, 6/28/2020 | MLB Service: 0.000 |

2021 BATTING STATISTICS

TERM	G	AVG	H	R	2B	3B	HR	RBI	SB	CS
Somerset Patriots	5	.133	2	5	2	0	0	2	0	0
SWB RailRiders	45	.227	29	26	6	0	1	10	3	1
MILB CAREER (6 Years)	421	.230	308	181	69	3	15	125	40	9

2021: Made his Triple-A debut with Scranton/Wilkes-Barre, batting .227 (29-for-128) with 26R, 6 doubles, 1HR, 10RBI, 20BB and 3SB...

2020: Spent the season at the Yankees' Alternate Site as part of the 60-man player pool... was released by Milwaukee on 5/31...

2019: Spent the season with Double-A Biloxi, batting .213 (55-for-258) with 31R, 14 doubles, 4HR, 22RBI and 35BB in 87 games... started 84 games at catcher and threw out 28-of-82 (34.1%) attempted base stealers... help Biloxi reach the Southern League championship for the second consecutive season, eventually losing in the decisive Game 5 vs. Jackson... played in seven games in the Southern League Playoffs and batted .100 (2-for-20) with 4R, 1HR, 1RBI and 6BB...

2018: Split the season with Single-A Carolina and Double-A Biloxi, hitting .224 (57-for-255) with 29R, 10 doubles, 1 triple, 3HR, 25RBI and 29BB in 84 games... started the season with Carolina, where he batted .222 (34-for-153) with 6 doubles, 1 triple, 2HR, 12 RBI and 14BB in 47 games... started 45 games behind the plate for the Mudcats, throwing out 34-of-61 (55.7%) attempted base runners... was named a Carolina League Mid-Season All-Star... was promoted to Biloxi on 6/21... in 37 games, batted .225 (23-for-102) with 13R, 4 doubles, 1HR, 13RBI and 15BB for the Shuckers... threw out 11-of-26 (42.3%) of base stealers... helped Biloxi reach the Southern League championship, eventually losing in four games vs. Jackson... hit .294 (5-for-17) with 4R, 1 double, 1HR, 5RBI and 2BB in six postseason games... following the season, underwent right shoulder surgery on 12/6...

PERSONAL: Full name is Maxwell Robert McDowell... Played three years at the University of Connecticut (2013-15) and batted .274 (155-for-566) with 77R, 18 doubles, 1 triple, 12HR, 98RBI, 65BB and 11SB... named to the All-AAC First Team in 2014... earned Second Team All-AAC and NEIBA All-New England Second Team honors in 2015 as a junior... graduated from Norwin H.S. (Pa.)... was named Western Pennsylvania Interscholastic Athletic League Player of the Year as a junior.

2022 SWB RAILRIDERS

LUIS MEDINA | RHP



R/R | 6'1" | 175 LBS | Opening Day Age: 22 |

Nagua, Dominican Republic |

Non-Drafted Free Agent, 7/08/2015 | MLB Service: 0.000 |

2021 PITCHING STATISTICS

TEAM	W-L	ERA	G/CS	SV	IP	H	K	BB	BAA	WHIP
Hudson Valley Renegades	2-1	2.76	7/7	0	32.2	18	50	19	.162	1.13
Somerset Patriots	4-3	3.67	15/14	0	73.2	65	83	41	.239	1.44
MLB CAREER (5 Years)	10-17	4.73	69/67	0	289.1	241	350	204	.227	1.54

2022 Preseason Prospect Rankings: *Baseball America* - NYY No. 9; *MLB Pipeline* - NYY No. 8; *Fangraphs* - NYY No. 3, *MLB* No. 60

2021: Pitched in 15 games, making 14 starts (second most on team) for the Somerset Patriots... Fourth on team with 83 strikeouts... Tied career high, tossing seven shutout innings against Hartford Yard Goats on 9/8... Made seven starts for the Hudson Valley Renegades... Began season with 12.0 straight scoreless innings, into his third start... Allowed four or more earned runs just three times in 22 outings across two levels...

2020: Did not play due to the COVID-19 pandemic...

2019: Combined with Single-A Charleston and Single-A Tampa to go 1-8 with a 5.47 ERA (103.2IP, 63ER) in 22 starts... Spent the majority of the season with Charleston, going 1-8 with a 6.00 ERA (93.0IP, 62ER) in 20 starts... Made two starts with Tampa, receiving no-decisions in both while allowing 5R/1ER in 10.2IP... Finished fifth among Yankee minor league pitchers with 127 strikeouts... Was named SAL "Pitcher of the Week" for 8/12-18 after tossing 7.0 scoreless innings on 8/13 vs. Columbia (2H, 1B, 10K)... Following the season, was tabbed by *Baseball America* as the Yankees' No. 7 prospect and No. 15 prospect in the South Atlantic League... Was touted as having the "Best Fastball" among organization farmhands... Was added to the Yankees' 40-man roster on 11/20/19...

PERSONAL: Full name is Luis Angel Medina... Following 2018 season, was named by *Baseball America* as having the "Best Fastball" and the "Best Curveball" in the Yankees organization... Played in Dominican Winter League (Toros del Este, 2021-2022) and Puerto Rican Winter League (Indios de Mayaguez, 2020-2021).

VINNY NITTOLI | RHP



R/R | 6'1" | 210 LBS | Opening Day Age: 31 |

Tempe, AZ | Xavier University |

MLB Free Agent, 12/15/2021 | MLB Service: 0.006 |

2021 PITCHING STATISTICS

TEAM	W-L	ERA	G/CS	SV	IP	H	K	BB	BAA	WHIP
St. Paul Saints	0-1	2.45	7/0	1	7.1	3	10	3	.125	0.82
Tacoma Rainiers	3-3	5.61	23/6	0	33.2	36	41	7	.275	1.28
Seattle Mariners	0-0	18.00	1/0	0	1.0	1	1	2	.250	3.00
MLB CAREER (1 Year)	0-0	18.00	1/0	0	1.0	1	1	2	.250	3.00
MLB CAREER (5 Years)	12-17	4.61	123/10	10	199.0	184	210	61	.245	1.23

2021: Saw his first Major League action with the Seattle Mariners, appearing in one game as a reliever (1.0IP, 1H, 2ER, 2BB, 1K, 1HR)... spent the majority of the season in the minors, combining with Triple-A Tacoma and Triple-A St. Paul to go 3-4 with one save, a 5.05 ERA (41.0IP, 23ER) and 51K in 30 games (six starts)... began the season with the Mariners organization with Tacoma and went 3-3 with a 5.61 ERA (33.2IP, 21ER) and 41K in 23 appearances (six starts) over two stints... was selected to Seattle's Major League roster on 6/18 and made his Major League debut on 6/23 vs. Colorado, allowing 2ER in 1.0 inning in relief (1H, 2BB, 1K, 1HR)... was optioned to Tacoma on 6/24... was released by Seattle on 8/26 and signed by the Minnesota Twins as a minor league free agent on 8/31... was assigned to St. Paul, going 0-1 with one save, a 2.45 ERA (7.1IP, 2ER) and 10K in seven relief outings...

2020: Did not play due to the COVID-19 pandemic...

PERSONAL: Full name is Michael Vincent Nittoli... in four years at Xavier University (Ohio), went 19-12 with a 3.54 ERA (280.0IP, 110ER) and 186K in 53 appearances (51 starts)... attended Pine-Richland (Pa.) H.S... Was originally selected in the 25th round of the 2014 First-Year Player Draft by the Seattle Mariners...

2022 SWB RAILRIDERS

JOSÉ PERAZA | 2B



R/R | 6'0" | 210 LBS | Opening Day Age: 27 |

Barinas, Venezuela |

MiLB Free Agent, 11/28/2021 | MLB Service: 5.121 |

2021 BATTING STATISTICS

TERM	G	AVG	H	R	2B	3B	HR	RBI	SB	CS
Syracuse Mets	10	.270	10	5	2	0	0	4	1	0
New York Mets	64	.204	29	21	7	0	6	20	1	0
MLB CAREER (7 Years)	274	.280	304	183	48	8	23	123	82	20
MiLB CAREER (8 Years)	618	.266	534	234	82	14	35	182	79	31

2021: Spent the majority of the season with the New York Mets, batting .204 (29-for-142) with 21R, 7 doubles, 6HR, 20RBI and 9BB in 64 games over three stints (4/10-17, 4/27-28, 4/30-end of season)...batted .308/.455/.538 (8-for-26) with 14R, 3 doubles, 1HR, 13RBI and 4BB with RISP... hit .333/.478/.611 (6-for-18) with 7R, 2 doubles, 1HR, 5RBI and 3BB as a pinch-hitter...began the season at the Mets' Alternate Site...made two separate appearances with the Major League club (4/10-17, 4/27-29) but did not appear in a game...was recalled from the Alternate Site a third time on 4/30 and made his season debut with the Mets on 5/2 at Philadelphia...entered the game as a pinch-hitter in the eighth inning, hitting a game-tying RBI single and scoring the go-ahead run...recorded a season-high 3RBI on 5/15 at Tampa Bay, going 1-for-4 with a three-run HR in the second inning...were his most RBI in a game since 7/13/19 at Colorado with Cincinnati (also 3RBI)...hit a go-ahead, pinch-hit two-run double as part of a six-run rally in the seventh inning on 7/4-G1 at the Yankees...hit a game-tying, pinch-hit solo HR in the seventh inning on 7/7-G1 vs. Milwaukee...marked his second career pinch-hit HR (also a two-run HR in the sixth inning on 7/14/19 at Colorado with Cincinnati)...missed 54 team games on the 10-day injured list from 7/20-9/15 with a fractured right middle finger...in 10 rehab games with Triple-A Syracuse from 8/31-9/14, batted .270 (10-for-37) with 5R, 2 doubles, 4RBI, 2BB and 1SB...was returned from rehab and reinstated from the injured list on 9/15...

PERSONAL: Full name is José Francisco Peraza Polo... Was originally signed by the Atlanta Braves as a non-drafted free agent on 7/2/10...has batted .266 (534-for-2,011) with 234R, 82 doubles, 14 triples, 35HR, 182RBI, 89BB and 79SB in 618 career games over parts of seven Major League seasons with the Los Angeles Dodgers (2015), Cincinnati Reds (2016-19), Boston Red Sox (2020) and New York Mets (2021)...is 79-for-110 (71.8%) in stolen base attempts in his career...has appeared defensively at SS (285G/252GS), 2B (236G/188GS), 3B (15G/7GS) and all three outfield positions (LF: 47G/25GS; CF: 21G/15GS; RF: 1G) in his career, posting a .973 fielding percentage (50E, 1,855TC)...has also pitched three times in his career (twice in 2019, once in 2020)...has made four career Opening Day rosters with Cincinnati (2017-19) and Boston (2020)...

OSWALD PERAZA | INF



R/R | 6'0" | 165 LBS | Opening Day Age: 21 |

Barquisimeto, Venezuela |

MiLB Free Agent, 6/28/2020 | MLB Service: 0.000 |

2021 BATTING STATISTICS

TERM	G	AVG	H	R	2B	3B	HR	RBI	SB	CS
Hudson Valley Renegades	28	.306	34	20	10	0	5	16	16	1
Somerset Patriots	79	.294	96	51	16	2	12	40	20	8
SWB RailRiders	8	.286	8	5	0	0	1	2	2	1
MiLB CAREER (6 Years)	274	.280	304	183	48	8	23	123	82	20

2022 Preseason Prospect Rankings: *Baseball America* - NYY No. 2, MiLB No. 55; *MLB Pipeline* - NYY No. 3, MiLB No. 57; *Fangraphs* - NYY No. 2, MiLB No. 39

2021: Eleven games with three hits or more in 115 games played across three levels... Played eight games with Scranton/Wilkes-Barre, going 8 for 28 (.286)... Hit first AAA home run on 9/22 against Syracuse Mets... Played 79 games for the Somerset Patriots... Led team in average (.294), on base percentage (.348) and RBI (78)... Began season with Hudson Valley Renegades... Five hit game with three doubles against Jersey Shore BlueClaws 5/27 (both career highs)...

2020: Did not play due to the COVID-19 pandemic...

2019: Played 46 games with the Charleston RiverDogs (A)... Eleven game hit streak from 8/9 to 8/21 (17 for 44, .386)... Played 19 games for the Staten Island Yankees (Short-Season)... Six multi-hit performances with Staten Island...

PERSONAL: Full name is Oswald Dair Peraza... Entering 2022, The Athletic's Keith Law named him "perhaps the best defensive shortstop in the strong Yankees' system."

2022 SWB RAILRIDERS

EVERSON PEREIRA | OF



R/R | 6'0" | 190 LBS | Opening Day Age: 20 |

Cabudare, Venezuela |

Non-Drafted Free Agent, 7/02/2017 | MLB Service: 0.000 |

2021 BATTING STATISTICS

TEAM	G	AVG	H	R	2B	3B	HR	RBI	SB	CS
FCL Yankees	3	.375	3	3	2	0	1	3	0	0
Tampa Tarpons	19	.361	26	17	5	1	5	22	4	1
Hudson Valley Renegades	27	.259	28	27	3	0	14	32	5	2
MLB CAREER (3 Years)	108	.266	113	77	21	3	24	85	15	5

2022 Preseason Prospect Rankings: *Baseball America* - NYY No. 11; *MLB Pipeline* - NYY No. 13; *Fangraphs* - NYY No. 8

2021: Played 27 games for the Hudson Valley Renegades... Southeast League Player of the Week 7/5-7/11 (9 for 18, two home runs, nine RBI)... Finished third on team with 14 home runs, leading the team with .676 slugging percentage and 1.030 OPS... Three home run game 9/5 @ Greensboro Grasshoppers, career high, first career multi-homer game... Play 19 games with the Tampa Tarpons, going 10 for his first 21 (.476) across five games... Five hit performance 8/12 vs. Jersey Shore BlueClaws (career high)... Began season with the FCL Yankees, playing just three games...

2020: Did not play due to the COVID-19 pandemic...

2019: Played just 18 games for the Staten Island Yankees of the New York-Penn League (A-) due to leg injury after crashing into outfield wall... Tallied three doubles and a home run with three RBI...

PERSONAL: Full name is Everson Jose Pereira... When he makes RailRiders debut, will be first player in franchise history with the first name 'Everson'... Entered 2021 ranked as no. 19 (*Baseball America*), no. 17 (*MLB Pipeline*) and no. 18 (*Fangraphs*) Yankees' prospect.

CRISTIAN PEREZ | INF



R/R | 5'10" | 170 LBS | Opening Day Age: 23 |

Cagua, Venezuela |

Trade (Kansas City), 12/23/2019 | MLB Service: 0.000 |

2021 BATTING STATISTICS

TEAM	G	AVG	H	R	2B	3B	HR	RBI	SB	CS
Hudson Valley Renegades	3	.200	2	2	1	0	0	0	0	0
Somerset Patriots	9	.214	6	4	1	0	0	0	4	0
SWB RailRiders	47	.220	29	20	5	0	1	13	5	0
MLB CAREER (5 Years)	370	.310	321	163	54	1	5	151	39	28

2021: Appeared in 47 games for Scranton/Wilkes-Barre... Went 5-5 in stolen base attempts... Two three-hit games 8/12 and 8/20... Tallied three four-game hit streaks (5/18-5/22, 7/9-7/21, 8/25-8/31)... Played in nine games with the Somerset Patriots in June and July... Back-to-back two-hit performances on June 10 and June 13... Began season with Hudson Valley, playing just three games...

2020: Did not play due to the COVID-19 pandemic...

2019: Played 117 games for the Wilmington Blue Rocks (A+) in the Carolina League for the Kansas City Royals... Doubled 11 times, driving 42 runs with a .252 average... Tallied a hit in 14 of 17 games from 4/15 to 5/4 (19 for 62, .306)... Four-hit game with a double and RBI vs Down East Wood Ducks 8/23...

2018: Played 87 games for the Lexington Legends of the South Atlantic League (A)... Put up a career high .278 batting average with 37 RBI... Began season on a four-game hit streak, going 6 for 17 (.353)... Batted .348 in June with four doubles and 12 RBI, including a 16-game hit streak from 6/1-6/15...

PERSONAL: Full name is Cristian Hernan Perez... Entering 2021, has struck out just 172 times in 1,250 at-bats... Career high five hits (5-5) on 7/14/17 with the AZL Royals... Was originally signed as a non-drafted free agent by Kansas City on 10/13/15... Acquired by the Yankees from the Kansas City Royals in exchange for RHP Chance Adams on 12/23/19... Resides in San Francisco de Asis, Venezuela.

2022 SWB RAILRIDERS

BLAKE PERKINS | OF



S/R | 5'11" | 181 LBS | Opening Day Age: 25 |

Litchfield Park, AZ | Verrado H.S. (AZ) |

MiLB Free Agent, 12/13/2021 | MLB Service: 0.000 |

2021 BATTING STATISTICS

TEAM	G	AVG	H	R	2B	3B	HR	RBI	SB	CS
Northwest Arkansas Naturals	72	.202	48	33	8	1	7	30	9	2
MiLB CAREER (5 Years)	564	.232	464	334	80	15	28	181	105	36

2021: Spent the entire season with Double-A Northwest Arkansas, batting .202 (48-for-238) with 33R, 8 doubles, 1 triple, 7HR, 30RBI, 40BB and 9SB in 72 games...batted .298/.412/.474 (17-for-57) with 4 doubles, 2HR, 5RBI and 11BB vs. left-handed pitching...recorded two 4RBI games on 7/29 and 8/1 vs. Wichita after only collecting only one such game his previous four minor league seasons (not including the 2020 season)...also had 4RBI 8/18/19 vs. Tulsa with Northwest Arkansas...

2020: Did not play due to the COVID-19 pandemic...

2019: In 122 combined games between Single-A Wilmington and Double-A Northwest Arkansas, batted .224 (89-for-398) with 53R, 13 doubles, 6 triples, 8HR, 34RBI, 61BB and 22SB...matched his career high in home runs (also 8HR in 2017)...spent the majority of the season with Wilmington, batting .226 (65-for-288) with 43R, 11 doubles, 4 triples, 6HR, 22RBI, 52BB and 18SB in 86 games...hit a single-game career-high 2HR (both solo) on 7/18 at Winston-Salem...batted .218 (24-for-110) with 10R, 2 doubles, 2 triples, 2HR, 12RBI, 9BB and 4SB in 36 games over two stints with Northwest Arkansas...

PERSONAL: Full name is Blake Alexander Perkins... Was originally selected by the Washington Nationals in the second round of the 2015 First-Year Player Draft...over six minor league seasons with the Washington Nationals (2015-18) and Kansas City Royals (2018-21)... Graduated from Verrado (Ariz.) H.S....batted .461/.583/.966 (41-for-89) with 51R, 8 doubles, 8 triples, 7HR, 35RBI and 23BB in 29 games during his senior season... was named a 2015 Honorable Mention All-American and a West Region First Team by Perfect Game and was selected to the Arizona Republic All-Arizona Team for the second consecutive season...following the 2014 season, earned Division 2 First-Team All-State honors and was selected to the All-Arizona Team by the Arizona Republic.

MATT PITA | INF/OF



R/R | 5'10" | 175 LBS | Opening Day Age: 24 |

Lithia, FL | Virginia Military Institute |

12th Round, 2018 MLB Draft | MLB Service: 0.000 |

2021 BATTING STATISTICS

TEAM	G	AVG	H	R	2B	3B	HR	RBI	SB	CS
Somerset Patriots	33	.225	23	33	11	0	1	12	10	1
SWB RailRiders	27	.228	18	12	2	0	7	15	2	4
MiLB CAREER (3 Years)	176	.210	113	69	30	4	11	60	22	9

2021: Played in 27 games for the RailRiders, batting .228 with seven home runs and 15 RBI... Had a pair of two-hit games on 7/20 and 7/16... Played 33 games for the Somerset Patriots, batting .225... Stole 10 bags with 11 attempts for most stolen bases with one team of career...

2020: Did not play due to the COVID-19 pandemic...

2019: Appeared in 25 games for the Tampa Tarpons (A+)... Played in 26 games for the Charleston RiverDogs (A)... Played 35 games with the Staten Island Yankees (Short-Season A), most games he's played with a single team in Minor League career...

2018: Played 27 games with the GCL Yankees, three with the Tampa Tarpons... Five extra base hits in those 30 games played, stealing three bases...

PERSONAL: Full name is Brandon Matthew James Pita... Made professional debut 7/05/2018 for the GCL Yankees... Played three seasons (2016-18) at VMI, batting .359 (211-for-588) with 146 R, 47 doubles, 11 triples, 32 HR, 116 RBI and 40 SB in 150 games... was a 2018 ABCA/Rawlings Third Team All-American... was the third All-American in VMI history... first player in school history to earn VaSID Player of the Year Honors... is a 2015 graduate of Cosby (Va.) H.S., where he also played football.

2022 SWB RAILRIDERS

MANNY RAMIREZ | RHP



R/R | 5'11" | 215 LBS | Opening Day Age: 22 |

Santo Domingo, Dominican Republic |

Rule 5 Draft (Triple-A Phase) | MLB Service: 0.000 |

2021 PITCHING STATISTICS

TERM	W-L	ERR	G/GS	SV	IP	H	K	BB	BAB	WHIP
Did Not Play										
MLB CAREER (3 Years)	3-5	4.33	35/14	0	95.2	73	126	77	.210	1.57

2021: Did not appear in a game...selected the Yankees in the second round of the Triple-A Phase of the 2021 Rule 5 Draft from Houston...

2020: Did not pitch due to the COVID-19 pandemic...

2019: Combined with Single-A Quad Cities and short-season Single-A Tri-City to go 0-3 with a 4.97 ERA (38.0IP; 21ER) and 53K in 15 appearances (seven starts)...

2018: Went 1-1 with a 4.12 ERA (39.1IP; 18ER) and 55K in 12 appearances (six starts) between the GCL Astros and short-season Single-A Tri-City...

2017: Made his professional debut with the DSL Astros Blue, going 2-1 with a 3.44 ERA (18.1IP; 7ER) and 18K in eight appearances (one start).

PERSONAL: Full name is Manny Alexander Ramirez.

STEPHEN RIDINGS | RHP



R/R | 6'8" | 220 LBS | Opening Day Age: 26 |

Huntington, NY | Haverford College |

MiLB Free Agent, 1/18/2021 | MLB Service: 0.014 |

2021 PITCHING STATISTICS

TERM	W-L	ERR	G/GS	SV	IP	H	K	BB	BAB	WHIP
Somerset Patriots	4-0	0.47	14/0	2	19.0	8	30	2	.123	0.53
SWB RailRiders	1-0	2.70	8/0	1	10.0	8	12	2	.211	1.00
New York Yankees	0-0	1.80	5/0	0	5.0	4	7	2	.235	1.20
MLB CAREER (1 Years)	0-0	1.80	5/0	0	5.0	4	7	2	.235	1.00
MLB CAREER (4 Years)	12-8	4.25	69/19	3	142.0	110	200	68	.212	1.25

2022 Preseason Prospect Rankings: Baseball America - NYY No. 24; Fangraphs - NYY No. 20

2021: Made MLB debut 8/3 against Baltimore Orioles, tossing a scoreless inning with one hit allowed and three strikeouts... Appeared in five games for the New York Yankees, never throwing more than 1.1 innings in any outing... Allowed just two runs total (one earned) in 5.0 Major League innings... Made eight relief appearances for the RailRiders, tossing ten innings... Three straight scoreless/hitless outings from 7/13 to 7/21... Appeared in 14 games for Somerset Patriots, putting up 0.47 ERA (career low for any MiLB team pitched for) in 19.0 IP... Did not allow a run in first eight games (9.2 IP)...

2020: Did not pitch due to the COVID-19 pandemic...

2019: Pitched in 13 games, making 11 starts for the Idaho Falls Chukars of the Pioneer League (Rookie)... Went 4-3 with a 4.91 ERA in 56.1 IP... Made final career start 9/25, going 6.0 shutout innings with eight strikeouts against the Great Falls Voyagers for his fourth win of the season... Struck out double digit batters twice on 7/19 (11) and 8/29 (12)...

PERSONAL: Full name is Stephen Thomas Ridings... When he made his MLB debut, debuted along with Luis Gil and Brody Koerner, marking the first time the Yankees had three pitchers make their debut in the same game since 1950... Traded from Chicago Cubs to Kansas City Royals for CF Donnie Dewees (3/18/19)... Drafted by the Chicago Cubs (8th round, 2016)... Second-team All-Centennial Conference at Haverford College in 2016... Attended St. Anthony's HS (NY).

2022 SWB RAILRIDERS

BEN RORTVEDT | C



L/R | 5'10" | 205 LBS | Opening Day Age: 24 |

Madison, WI | Verona H.S. (WI) |

Trade (Minnesota), 3/13/22 | MLB Service: 0.113 |

2021 BATTING STATISTICS

TERM	G	AVG	H	R	2B	3B	HR	RBI	SB	CS
St. Paul Saints	34	.254	31	18	6	0	5	22	0	0
Minnesota Twins	39	.169	15	8	1	0	3	7	0	0
MLB CAREER (1 Year)	39	.169	15	8	1	0	3	7	0	0
MLB CAREER (5 Years)	325	.241	271	122	6	4	21	134	2	0

2021: Split season between St. Paul and Minnesota...hit .254 for Saints with five HR and 22RBI...made MLB debut on 4/30 against Kansas City (walked in his first PA)... First big league hit was a single off of Wade Davis...hit his first MLB home run on May 30 off of KC's Brad Keller... appeared in 39 games for Minnesota.

2020: Was an invite to Twins spring training for second consecutive season...was left off the Twins' 60-man Player Pool at St. Paul, MN...participated in Twins Fall Instructional League during October in Ft. Myers, FL... added to Twins 40-man roster on 11/20.

2019: Was invited to Twins spring training, first of career; reassigned to minor league camp March 8 and began season with Single-A Ft. Myers...combined to hit .238 (66-for-277) with 16 doubles, one triple, seven home runs, 29 RBI, 32 runs scored and 35 walks in 79 games between Ft. Myers and Pensacola...promoted to Double-A Pensacola May 14...placed on 7-day Injured List August 12 with a left knee injury, ending his season...

PERSONAL: Full name is Benjamin Thomas Rortvedt... ranked Twins 26th best prospect by MLB.com in 2020...in 2019, played four games with Salt River in the Arizona Fall League...named best defensive catcher in Twins minor league system by Baseball America following 2019 season...Originally selected 56th overall (2nd round) by Minnesota in 2016...2016 graduate of Verona Area High School in Verona, WI...as a senior, hit .406 with 5 doubles, three triples and 10 RBI...earned Wisconsin Baseball Coaches Association All-State First-Team selection as a junior...also played football for Verona as a running back, linebacker, kicker and punter.

CLARKE SCHMIDT | RHP



R/R | 6'1" | 200 LBS | Opening Day Age: 26 |

Acworth, GA | University of South Carolina |

1st Round, 2017 MLB Draft | MLB Service: 1.027 |

2021 PITCHING STATISTICS

TERM	W-L	ERA	G/GS	SV	IP	H	K	BB	BAB	WHIP
FCL Yankees	0-0	0.00	1/1	0	3.0	1	5	2	.111	0.33
Tampa Tarpons	0-0	3.00	1/1	0	3.0	1	4	2	.111	1.00
Somerset Patriots	0-1	4.26	2/2	0	6.1	5	5	2	.208	1.11
SWB RailRiders	0-1	2.10	6/5	0	25.2	25	32	8	.245	1.29
New York Yankees	0-0	1.80	5/0	0	5.0	4	7	2	.235	1.20
MLB CAREER (1 Years)	0-0	1.80	5/0	0	5.0	4	7	2	.235	1.00
MLB CAREER (4 Years)	6-10	3.14	37/34	0	152.0	127	178	46	.225	1.14

2022 Preseason Prospect Rankings: Baseball America - NYY No. 13; MLB Pipeline - NYY No. 5; Fangraphs - NYY No. 6

2021: Appeared in six games, making five starts for the RailRiders to the tune of a 2.10 ERA across 25.2 IP... Tossed season high six innings against Rochester 9/30, allowing just three unearned runs and taking a no decision... Made two starts for the Somerset Patriots... Made one, three inning start for the Tampa Tarpons...

2020: Saw his first Major League action, going 0-1 with a 7.11 ERA (6.1IP, 5ER) in three games (one start) over two stints with the Yankees (9/4-13, 9/27)... Was the first Yankees' first round pick to make his Major League debut with the club since Aaron Judge on 8/13/16 (2013 draft, 32nd overall) and the first pitcher to do so since Andrew Brackman on 9/22/11 (2007 draft, 30th overall)... Was signed to a Major League contract and selected to the active roster between games of a doubleheader on 9/4 at Baltimore... Made his Major League debut in Game 2 on 9/4 at Baltimore after never having pitched professionally above Double-A in his career... Was the seventh Yankee to make his Major League debut in 2020.

PERSONAL: Full name is Clarke Douglas Schmidt... Was the Yankees' first-round pick (16th overall) in the 2017 First-Year Player Draft... In three seasons at South Carolina (2015-17), produced a 15-9 record and 3.21 ERA (229.2 IP, 218 H, 102 R/82 ER, 65 BB, 254 K, 17 HR) in 45 G (36 GS)... As a junior in 2017, went 4-2 and ranked second in the nation with a 1.34 ERA in nine starts... Was named to USA Baseball's Golden Spikes Award Midseason Watch List in both 2016 and 2017.

2022 SWB RAILRIDERS

J.P. SEARS | LHP



R/L | 5'11" | 180 LBS | Opening Day Age: 26 |

Sumter, SC | The Citadel |

Trade (Seattle), 11/18/2017 | MLB Service: 0.000 |

2021 PITCHING STATISTICS

TEAM	W-L	ERR	G/GS	SV	IP	H	K	BB	BAB	WHIP
Somerset Patriots	3-2	4.09	15/8	1	50.2	45	71	18	.242	1.24
SWB RailRiders	7-0	2.87	10/10	0	53.1	41	65	11	.215	0.98
MILB CAREER (4 Years)	16-13	3.07	66/34	5	234.1	178	286	68	.210	1.06

2022 Preseason Prospect Rankings: *Baseball America* - NYY No. 26; *Fangraphs* - NYY No. 24

2021: Made ten starts for Scranton/Wilkes-Barre, leading the team with seven wins, finishing tied for fourth in strikeouts with 65... Issued 11 walks with a 2.87 ERA across 53.1 IP... Twice tied a career high with ten strikeouts against Lehigh Valley (9/14) and Syracuse (9/25)... Appeared in 15 games, making eight starts for the Somerset Patriots... Double-A Northeast Pitcher of the Week for June 1-6 after setting a career high with 10 strikeouts across 5.0 IP against the Reading Fightin Phils...

2020: Did not pitch due to the COVID-19 pandemic...

PERSONAL: Full name is John Patrick Sears... traded along with RHP Juan Then from the Seattle Mariners to the New York Yankees in exchange for reliever Nick Rumbelow... Made professional debut 6/25/17 for the Everett AquaSox... drafted by the Seattle Mariners in the 11th round (333rd) in 2017... semifinalist for the 2017 Golden Spikes Award at The Citadel... A 2014 graduate of Wilson Hall High School (SC)... named to the all-conference and all-state team, selected the SCISA Player of the Year and the High School Sports Report 'Mr. Baseball' and was on the North-South all-star squad ... led team to a record of 29-1 and state championship after finishing as runners-up in 2013 ... also chosen to North-South and all-conference teams his sophomore and junior years and was on the Perfect Game and Palmetto Games all-tournament squads, receiving the Golden Arm Award in the latter event... member of state titlist in football his senior year when he had 107 tackles and three interceptions.

SHAWN SAMPLE | RHP



R/R | 6'1" | 220 LBS | Opening Day Age: 26 |

Voorhees, NJ | University of New Orleans |

11th round, 2017 MLB Draft | MLB Service: 0.000 |

2021 PITCHING STATISTICS

TEAM	W-L	ERR	G/GS	SV	IP	H	K	BB	BAB	WHIP
Hudson Valley Renegades	4-1	2.48	6/6	0	36.1	22	49	9	.172	0.85
Somerset Patriots	6-3	3.76	15/10	0	64.2	52	74	21	.214	1.13
SWB RailRiders	0-1	16.20	3/2	0	5.0	8	1	7	.365	3.00
MILB CAREER (4 Years)	2-17	3.81	76/48	5	312.0	283	329	97	.240	1.22

2021: Combined with Double-A Somerset, High-A Hudson Valley and Triple-A Scranton/Wilkes-Barre to go 10-5 with a 3.91 ERA (106.0IP, 82H, 52R/46ER, 37BB, 124K, 13HR) in 24 games (18 starts)...his 10 wins were tied for the second-most among Yankees' farmhands...was named the Double-A Northeast "Pitcher of the Week" for 7/19-25 with Somerset after tossing 6.0 scoreless innings and recording the win in his start on 7/22 vs. Altoona (2H, 1BB, 9K)...

2020: Did not pitch due to the COVID-19 pandemic...

2019: Appeared in 26 games (20 starts) with Single-A Charleston, Single-A Tampa, Triple-A Scranton/Wilkes-Barre and Double-A Trenton, combining to go 3-7 with a 4.54 ERA (127.0IP, 128H, 71R/64ER, 45BB, 121K, 13HR)...made one start with Scranton/Wilkes-Barre on 5/25 at Syracuse (ND, 3.1IP, 8H, 8ER, 3BB, 2K, 1HR) despite not pitching above Single-A in his career at the time...

2018: Was named the South Atlantic League "Pitcher of the Week" for 8/27-9/3 after going 2-0 with a 1.50 ERA over two starts (12.0IP, 7H, 2ER, 1BB, 17K)...

PERSONAL: Full name is Shawn Sample... Made his professional debut with the GCL Yankees East, finishing 4-0 with 2 saves and a 1.00 ERA (18.0IP, 2ER) in 13 starts...played three seasons at the University of New Orleans (2015-17), going 16-12 with a 3.51 ERA (220.1IP, 218H, 101R/86ER, 69BB, 223K) in 39 career appearances (35 starts)... was named to the 2017 All-Southland Conference First Team... graduated from Paul VI H.S. (N.J.)...

2022 SWB RAILRIDERS

RANDY VASQUEZ | RHP



R/R | 6'0" | 165 LBS | Opening Day Age: 23 |

Navarette, Dominican Republic |

Non-Drafted Free Agent, 5/21/2018 | MLB Service: 0.000 |

2021 PITCHING STATISTICS

TERM	W-L	ERA	G/GS	SV	IP	H	K	BB	BA	WHIP
Hudson Valley Renegades	3-0	1.75	6/6	0	36.0	33	53	8	.241	1.14
Somerset Patriots	2-1	4.22	4/4	0	21.1	23	19	7	.258	1.41
MILB CAREER (3 Years)	13-6	2.62	43/39	0	192.1	143	211	78	.203	1.15

2022 Preseason Prospect Rankings: *Baseball America* - NYY No. 12; *MLB Pipeline* - NYY No. 20; *Fangraphs* - NYY No. 21

2021: Combined with Low-A Tampa, High-A Hudson Valley and Double-A Somerset to go 8-4 with a 2.52 ERA (107.1IP, 91H, 47R/30ER, 38BB, 130K, 4HR) in 23 games (21 starts)...led all Yankees minor leaguers in ERA while ranking tied for fourth in starts and tied for fifth in wins and innings pitched...began the year with Tampa, going 3-3 with a 2.34 ERA (50.0IP, 13ER) and 58K in 13 games (11 starts)...was named the Low-A Southeast "Pitcher of the Week" for 7/5-11 after allowing just 2H over 6.0 scoreless innings (5K, 1HP) in his 7/9 start at Dunedin...was promoted to Hudson Valley on 7/20, posting a 3-0 record with a 1.75 ERA (36.0IP, 7ER) and 53K in six starts...earned High-A East "Pitcher of the Month" honors for August after going 2-0 with a 0.36 ERA (24.2IP, 1ER) and 36K in four starts with Hudson Valley...was promoted to Double-A Somerset on 8/24, going 2-1 with a 4.22 ERA (21.1IP, 10ER) and 19K in four starts...

2020: Did not play due to the COVID-19 pandemic...

2019: Went 4-1 with a 3.29 ERA (54.2IP, 36H, 23R/20ER, 28BB, 53K, 6HR) in 11 starts with Rookie-level Pulaski...ranked fourth in the Appalachian League in innings...limited opponents to an App. League-low .188 BA (36-for-192)...

2018: Made his professional debut with the DSL Yankees and GCL Yankees West, combining to go 1-1 with a 1.78 ERA (30.1IP, 6ER) and 28K in nine games (seven starts)...

PERSONAL: Full name is Randy Marcelino Vasquez.

ANTHONY VOLPE | INF



R/R | 5'11" | 180 LBS | Opening Day Age: 20 |

Watchung, NJ | Delbarton H.S. (NJ) |

1st Round, 2019 MLB Draft | MLB Service: 0.000 |

2021 BATTING STATISTICS

TERM	G	AVG	H	R	2B	3B	HR	RBI	SB	CS
Tampa Tarpons	54	.302	60	56	18	5	12	49	21	5
Hudson Valley Renegades	55	.286	61	57	17	1	15	37	12	4
MILB CAREER (2 Years)	143	.276	147	132	42	8	29	97	39	10

2022 Preseason Prospect Rankings: *Baseball America* - NYY No. 1, MiLB No. 10; *MLB Pipeline* - NYY No. 1, MiLB No. 15; *Fangraphs* - NYY No. 1, MiLB No. 12

2021: Batted .294/.423/.604 (121-for-412) with 113R, 35 doubles, 6 triples, 27HR, 86RBI, 78BB and 33SB in 109 combined games with Low-A Tampa and High-A Hudson Valley...led the minors in runs scored, ranked third in extra-base hits (68) and tied for fourth in OPS (1.027)...led all Yankees minor leaguers in on-base percentage, slugging, OPS, doubles, walks, extra-base hits and tied for first in total bases (249)...also ranked among Yankees minor leaguers in RBI (second), triples (tied for second), home runs (third), batting average (fourth) and stolen bases (fourth)...appeared in games at SS (85), 3B (three) and 2B (two)...began the year with Tampa, hitting .302/.455/.623 (60-for-199) with 56R, 18 doubles, 5 triples, 12HR, 49RBI, 51BB and 21SB in 54 games...recorded a career-high 15-game hitting streak from 6/2-6/19, batting .444/.545/.963 (24-for-54) with 13R, 6 doubles, 2 triples, 6HR, 17RBI, 12BB and 5SB over that span...on 6/3 vs. Lakeland, hit a career-high 2HR and 6RBI (3-for-5, 2R, 1 double, 1BB, 2SB) in the Tarpons' 16-2 win (also recorded 2HR on 6/19 vs. Bradenton)...was named the Low-A Southeast "Player of the Week" from 5/31-6/6 after hitting .435/.519/1.000 (10-for-23) with 6R, 2 doubles, 1 triple, 3HR, 7RBI, 4BB and 3SB over six games with the Tarpons...was also tabbed the Low-A Southeast "Player of the Month" in June with Tampa, hitting .392/.515/.848 (31-for-79) with 9 doubles, 3 triples, 7HR, 22RBI, 18BB and 8SB in 22 games...following the season, was named to the 2021 Baseball America Minor League All-Star team...additionally, was ranked by Baseball America as the No. 1 prospect in the Yankees organization, No. 1 prospect in Low-A Southeast, No. 2 prospect in High-A East and No. 10 prospect in all of Baseball...was also labeled by the publication as the "Best Hitter for Average" and "Best Strike-Zone Discipline" in the Yankees system...

PERSONAL: Full name is Anthony Michael Volpe...Graduated in 2019 from the Delbarton (N.J.) School...led Delbarton to the 2019 NJSIAA Non-Public A State Championship as a senior...helped the USA Baseball 18U National Team win the gold medal at the Pan-American Championships in December 2018, earning all-tournament honors by hitting .459 (17-for-37) with 17R, 14RBI and 6SB in 9G...was ranked by Baseball America as the No. 52 prospect in the 2019 draft, and the No. 25 prep prospect by Perfect Game...had signed to play collegiately at Vanderbilt...was the first player from the tri-state area to be selected in the first round by the Yankees since INF Cito Culver (Irondequoit H.S. in western New York) in 2010, and the first from New Jersey since INF Eric Duncan (Seton Hall Prep) in 2003.

2022 SWB RAILRIDERS

KEN WALDICHUK | LHP



L/L | 6'4" | 220 LBS | Opening Day Age: 24 |

San Diego, CA | Saint Mary's College |

5th Round, 2019 MLB Draft | MLB Service: 0.000 |

2021 PITCHING STATISTICS

TEAM	W-L	ERA	G/GS	SV	IP	H	K	BB	BAB	WHIP
Hudson Valley Renegades	2-0	0.00	7/7	0	30.2	12	55	13	.120	0.82
Somerset Patriots	4-3	4.20	16/14	0	79.1	64	108	38	.218	1.29
MILB CAREER (3 Years)	6-5	3.17	33/31	0	139.1	95	212	58	.190	1.10

2022 Preseason Prospect Rankings: *Baseball America* - NYY No. 10; *MLB Pipeline* - NYY No. 9; *Fangraphs* - NYY No. 15

2021: Combined with High-A Hudson Valley and Double-A Somerset to go 6-3 with a 3.03 ERA (110.0IP, 76H, 44R/37ER, 51BB, 163K, 13HR) in 23 games (21 starts)...his 163K were tied for fourth-most in the minors...ranked among Yankees minor leaguers in strikeouts (first), opp. BA (second, .193), ERA (fourth), innings pitched (fourth) and games started (tied for fourth)...allowed 3R-or-fewer in 18 of his 21 starts, including 2R-or-fewer in 14 of those starts...began the season with Hudson Valley, posting a career-long 30.2 scoreless inning streak over seven starts with the Renegades...was promoted to Somerset on 6/15, going 4-3 with a 4.20 (79.1IP, 37ER) and 108K in 16 games (14 starts)...ranked third in the Double-A Northeast with 108K...following the season, was named by *Baseball America* as the No. 10 prospect in the Yankees organization...was named a MiLB.com Organization All-Star...

2020: Did not pitch due to the COVID-19 pandemic...

2019: Made his professional debut with Rookie-level Pulaski, going 0-2 with a 3.68 ERA (29.1IP, 19H, 12ER, 7BB, 49K, 2HR) over 10 starts...

PERSONAL: Full name is Kenneth Dieter Waldichuk... Pitched three seasons (2017-19) at Saint Mary's (Calif.)... was a 2018 Collegiate Baseball Second-Team All-American after winning the West Coast Conference ERA title (2.05) as a sophomore... was named a 2019 Second-Team Preseason All-American by Collegiate Baseball... graduated from University City (Calif.) H.S. in 2016.

RYAN WEBER | RHP



R/R | 6'1" | 175 LBS | Opening Day Age: 31 |

St. Petersburg, FL | St. Petersburg College |

MiLB Free Agent, 3/13/2022 | MLB Service: 2.153 |

2021 PITCHING STATISTICS

TEAM	W-L	ERA	G/GS	SV	IP	H	K	BB	BAB	WHIP
Worcester Red Sox	2-2	4.63	7/6	0	35.0	35	33	10	.265	1.29
Boston Red Sox	0-0	17.47	1/0	0	5.2	13	7	2	.481	3.00
Milwaukee Brewers	0-0	0.00	1/0	0	1.0	1	0	0	.333	2.00
Nashville Sounds	0-1	6.75	2/2	0	8.0	13	59	2	.371	1.75
Tacoma Rainiers	4-2	3.58	10/10	0	60.1	54	59	2	.235	0.93
Seattle Mariners	0-0	6.00	2/0	0	3.0	1	1	2	.111	1.33
MILB CAREER (7 Years)	4-12	5.28	63/16	0	167.0	186	107	39	.282	1.35
MILB CAREER (12 Years)	51-52	3.66	269/134	12	966.2	989	729	171	.265	1.20

2021: In four Major League relief appearances between Boston, Milwaukee and Seattle, posted a 12.10 ERA (9.2IP, 15H, 13ER, 4BB, 8K, 5HR) without recording a decision...spent the majority of the season in the minors, going 6-5 with a 4.18 ERA (103.1IP, 48ER) and 102K in 19 games (18 starts) with Triple-A Worcester, Triple-A Nashville and Triple-A Tacoma...began the season in the Red Sox organization at their Alternate Site...was transferred to Worcester on 5/4, going 2-2 with a 4.63 ERA (35.0IP, 18ER) and 33K in seven appearances (six starts)...had his contract selected by Boston on 6/13 and made his lone appearance for the club that day vs. Toronto, allowing 11ER in 5.2IP of relief (13H, 2BB, 7K, 4HR)...surrendered career highs in runs and earned runs, hits and home runs allowed...was designated for assignment by Boston on 6/14...was claimed off waivers by Milwaukee on 6/16 and assigned to Nashville (did not make an appearance)...was recalled by the Brewers on 6/22 and made his lone appearance for the club on 6/27 vs. Colorado, tossing a scoreless inning (1.0IP, 1H)...was optioned to Nashville on 6/28 and made two starts with the Sounds, going 0-1 with a 6.75 ERA (8.0IP, 6ER) and 10K...was designated for assignment by Milwaukee on 7/13...was claimed off waivers by Seattle and optioned to Triple-A Tacoma on 7/16...made one start with Tacoma before being recalled on 7/25 and posting a 6.00 ERA (3.0IP, 1H, 2ER, 2BB, 1K, 1HR, 1HP) over two relief appearances with Seattle from 7/27-28...was optioned back to Triple-A Tacoma on 7/28 and spent the remainder of the season with the club, going 4-2 with a 3.70 ERA (56.0IP, 23ER) and allowing just 2BB in nine starts...earned Triple-A West "Pitcher of the Month" honors for August after going 2-0 with a 1.04 ERA (26.0IP, 3ER) and 25K without allowing a walk over four starts, while holding opponents to a .135 BA (12-for-89)...was named the Triple-A West "Pitcher of the Week" for 8/2-8 after allowing 1H over 6.0 scoreless innings in his start on 8/5 at Reno (W, 7K)...

PERSONAL: Full name is James Ryan Weber... Was originally selected by the Atlanta Braves in the 22nd round of the 2009 First-Year Player Draft...in 63 career appearances (16 starts) over seven Major League seasons with the Atlanta Braves (2015-16), Seattle Mariners (2017, '21), Tampa Bay Rays (2018), Boston Red Sox (2019-21) and Milwaukee Brewers (2021), has gone 4-12 with a 5.28 ERA (167.0IP, 186H, 104R/98ER, 39BB, 107K, 28HR)...attended St. Petersburg College (Fla.), where he played his freshman season before being drafted by Atlanta...had originally committed to the University of Florida...pitched for both the youth and junior national teams for USA Baseball...was selected by the Philadelphia Phillies in the 12th round of the 2008 First-Year Player Draft out of Clearwater Central Catholic H.S. (Fla.), but did not sign.

2022 SWB RAILRIDERS

GREG WEISSERT | RHP



R/R | 6'2" | 215 LBS | Opening Day Age: 27 |

Bay Shore, NY | Fordham |

18th Round, 2016 MLB Draft | MLB Service: 0.000 |

2021 PITCHING STATISTICS

TEAM	W-L	ERA	G/GS	SV	IP	H	K	BB	BAB	WHIP
Somerset Patriots	1-2	0.71	12/0	4	12.2	9	20	5	.191	1.11
SWB RailRiders	3-1	1.96	28/0	2	36.2	20	40	22	.156	1.15
MILB CAREER (5 Years)	13-14	3.16	151/0	23	222.1	162	282	110	.200	1.22

2021: Split the season between Double-A Somerset and Triple-A Scranton/Wilkes-Barre, going 4-3 with six saves and a 1.64 ERA (49.1IP, 29H, 13R/9ER, 27BB, 60K, 2HR) in 40 relief appearances...ranked among Yankees minor leaguers in appearances (tied for first) and saves (tied for third)...following the season, was tabbed by Baseball America as having the "Best Slider" among Yankees farmhands...

2020: Did not play due to the COVID-19 pandemic... following the season, was named by Baseball America as having the "Best Slider" among Yankees farmhands...

2019: Spent the entire regular season split between A-Adv. Tampa and Double-A Trenton, going 3-4 with a 4.02 ERA (4 SV, 65.0 IP, 46 H, 34 R/29 ER, 35 BB, 77 K, 3 HR) in 39 G... Did not allow a run in 10 of his 14 appearances with Trenton... Went 1-1 with an 0.82 ERA (11.0 IP, 1 H, 1 R/1 ER, 7 BB, 14 K) in eight appearances from 8/4-25... Promoted to Triple-A Scranton/Wilkes-Barre for the 2019 Governor's Cup Playoffs... Made two appearances in the Governor's Cup Semifinals vs Durham, combining to throw 1.0 scoreless inning (1 H, 1 BB, 1 K)... Returned to Trenton after Scranton/Wilkes-Barre was eliminated from the playoffs and made two scoreless appearances in the Eastern League Championship Series, including 1.0 IP of relief in the decisive game four.

PERSONAL: Played three seasons (2014-16) at Fordham University... In his final season with the Rams, went 5-4 with a 4.04 ERA (78.0 IP, 64 H, 44 R/35 ER, 42 BB, 82 K) in 14 GS, leading Fordham in W, and ranking second in IP and K... Left Fordham as No. 12 on the school's all-time strikeouts list (186)... Attended Bay Shore H.S. (N.Y.).

HAYDEN WESNESKI | RHP



R/R | 6'3" | 210 LBS | Opening Day Age: 24 |

Houston, TX | Sam Houston |

6th Round, 2019 MLB Draft | MLB Service: 0.000 |

2021 PITCHING STATISTICS

TEAM	W-L	ERA	G/GS	SV	IP	H	K	BB	BAB	WHIP
Somerset Patriots	8-4	4.01	15/15	0	83.0	10	92	22	.241	1.18
SWB RailRiders	2-1	3.27	3/2	0	11.0	10	12	5	.244	1.36
MILB CAREER (2 Years)	12-7	3.52	43/24	3	158.2	142	181	42	.237	1.16

2022 Preseason Prospect Rankings: *Baseball America* - NYY No. 6; *MLB Pipeline* - NYY No. 15; *Fangraphs* - NYY No. 19

2021: Split the season with High-A Hudson Valley, Double-A Somerset and Triple-A Scranton/Wilkes-Barre, finishing 11-6 with two complete games and a 3.25 ERA (130.1IP, 110H, 52R/47ER, 36BB, 151K, 13HR) in 25 games (24 starts)...tossed at least 5.0 innings in 20 of his 24 starts...allowed 3R-or-fewer in 19 of his starts...ranked among Yankees minor leaguers in wins (first), innings pitched (first), games started (first), complete games (first), strikeouts (second), WHIP (fourth, 1.12) and ERA (fifth)...began the season with Hudson Valley, posting a 1-1 record with a 1.49 ERA (36.1IP, 6ER) and 47K in seven starts...was promoted to Somerset on 6/15, going 8-4 with a 4.01 ERA (83.0IP, 37ER) and 92K in 15 starts...recorded his first two career double-digit strikeout games in consecutive starts (10K on 9/5 at Bowie and 14K on 9/11 vs. Hartford-G2)...his 14K on 9/11-G2 vs. Hartford were tied for the third-most in the minors this season and tied for the most by a Yankees' prospect in 2021...was named the Double-A Northeast "Pitcher of the Month" for September after going 3-0 with one complete game and a 1.35 ERA (20.0IP, 8H, 3ER, 2BB, 32K, 3HR) in three starts...was promoted to Scranton/Wilkes-Barre on 9/21, going 2-1 with a 3.27 ERA (11.0IP, 4ER) and 12K in three games (two starts) with the RailRiders...following the season, was ranked as the No. 6 prospect in the Yankees organization by Baseball America...was named an Organization All-Star by MiLB.com...

2020: Did not pitch due to the COVID-19 pandemic...

PERSONAL: Pitched three seasons (2017-19) at Sam Houston State (Tex.)...was a 2017 Collegiate Baseball Freshman All-American...is a 2016 graduate of Cy-Fair (Tex.) H.S....was originally selected by Tampa Bay in the 33rd round of the 2016 First-Year Player Draft but did not sign.

2022 INTERNATIONAL LEAGUE INFORMATION



INTERNATIONAL LEAGUE INFORMATION

On February 12, 2021, Major League Baseball announced its new plan for affiliated baseball, with 120 Minor League clubs officially agreeing to join the new Professional Development League (PDL).

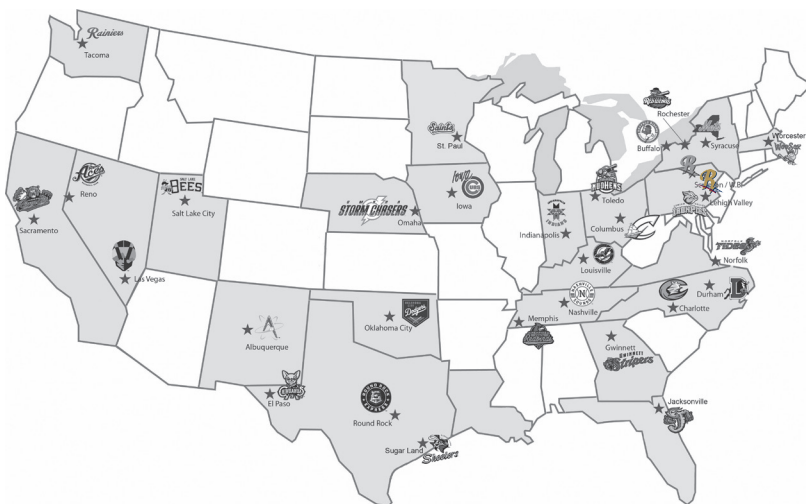
In total, the new player development system includes 179 teams across 17 leagues in 43 states and four provinces. Including the AZL and GCL, there are 209 teams across 19 leagues in 44 states and four provinces. That includes the 150 teams in the PDL and AZL/GCL along with the four partner leagues: the American Association, Atlantic League, Frontier League and Pioneer League.

The long-standing league names return this season after 2021 was played under directional monickers. The International League (formerly Triple-A East) consists of 20 teams; all 14 from the old iteration of the IL, plus teams moving from the old Pacific Coast League, the Southern League and the independent Atlantic League. The Pacific Coast League (Triple-A West in 2021) is comprised of nine former Pacific Coast League teams and one addition from the Atlantic League.

These changes were made to help reduce travel and allow Major League teams to have their affiliates, in most cases, within 200 miles of the parent club (or play at their Spring Training facilities).



TM



TRIPLE-A CLUBS & AFFILIATES

INTERNATIONAL LEAGUE

MIDWEST

Columbus (Cleveland Indians)
Indianapolis (Pittsburgh Pirates)
Iowa (Chicago Cubs)
Louisville (Cincinnati Reds)
Omaha (Kansas City Royals)
St. Paul (Minnesota Twins)
Toledo (Detroit Tigers)

NORTHEAST

Buffalo (Toronto Blue Jays)
Lehigh Valley (Philadelphia Phillies)
Rochester (Washington Nationals)
Scranton/ Wilkes-Barre (New York Yankees)
Syracuse (New York Mets)
Worcester (Boston Red Sox)

SOUTHEAST

Charlotte (Chicago White Sox)
Durham (Tampa Bay Rays)
Gwinnett (Atlanta Braves)
Jacksonville (Miami Marlins)
Memphis (St. Louis Cardinals)
Nashville (Milwaukee Brewers)
Norfolk (Baltimore Orioles)

PACIFIC COAST LEAGUE

EAST

Albuquerque (Colorado Rockies)
El Paso (San Diego Padres)
Oklahoma City (Los Angeles Dodgers)
Round Rock (Texas Rangers)
Sugar Land (Houston Astros)

WEST

Las Vegas (Oakland A's)
Reno (Arizona Diamondbacks)
Sacramento (San Francisco Giants)
Salt Lake (Los Angeles Angels of Anaheim)
Tacoma (Seattle Mariners)

2021 TRIPLE-A EAST FINAL STANDINGS & TEAM STATISTICS

2021 TRIPLE-A EAST STANDINGS:

NORTHEAST DIVISION	W	L	PCT	GB	Home	Away	Diff.
@Buffalo Bisons	79	47	.627	--	43-22	36-25	+169
SWB RailRiders	75	52	.591	4.5	33-31	42-21	+152
Worcester WooSox	74	54	.578	6.0	35-29	39-25	0
Lehigh Valley IronPigs	53	75	.414	27.0	29-36	24-39	-104
Syracuse Mets	50	75	.400	28.5	22-38	28-37	-104
Rochester Red Wings	49	77	.389	30.0	25-37	24-40	-13

MIDWEST DIVISION	W	L	PCT	GB	Home	Away	Diff.
@Toledo Mud Hens	72	56	.569	--	43-22	31-34	+119
Omaha Storm Chasers	73	56	.566	0.5	37-28	36-28	+36
St. Paul Saints	67	63	.515	7.0	37-28	30-35	+59
Indianapolis Indians	61	67	.477	12.0	34-30	27-37	-43
Columbus Clippers	59	68	.465	13.5	30-33	29-35	-87
Louisville Bats	55	73	.430	18.0	31-33	24-40	-44
Iowa Cubs	51	78	.395	22.5	21-43	30-35	-118

SOUTHEAST DIVISION	W	L	PCT	GB	Home	Away	Diff.
@Durham Bulls	86	44	.662	--	45-20	41-24	+263
Jacksonville Jumbo Shrimp	75	55	.577	11.0	36-29	39-26	-1
Gwinnett Strippers	71	58	.550	14.5	38-26	33-32	+110
Nashville Sounds	70	58	.547	15.0	41-24	29-34	+47
Memphis Redbirds	61	67	.477	24.0	36-27	25-40	-79
Norfolk Tides	52	78	.400	34.0	30-35	22-43	-129
Charlotte Knights	47	81	.367	38.0	26-39	21-42	-133

FINAL STRETCH	W	L	PCT	GB
Durham Bulls	9	1	.900	--
Buffalo Bisons	8	1	.889	0.5
Worcester WooSox	8	2	.800	1.0
Nashville Sounds	7	2	.778	1.5
Omaha Storm Chasers	7	2	.778	1.5
SWB RailRiders	7	3	.700	2.0
Jacksonville Jumbo Shrimp	6	4	.600	3.0
St. Paul Saints	6	4	.600	3.0
Toledo Mud Hens	5	5	.500	4.0
Memphis Redbirds	4	4	.500	4.0
Indianapolis Indians	4	5	.444	4.5
Louisville Bats	4	5	.444	4.5
Norfolk Tides	4	6	.400	5.0
Columbus Clippers	3	6	.333	5.5
Syracuse Mets	3	6	.333	5.5
Gwinnett Strippers	3	7	.300	6.0
Charlotte Knights	2	6	.250	6.0
Rochester Red Wings	2	8	.200	7.0
Iowa Cubs	1	8	.111	7.5
Lehigh Valley IronPigs	1	9	.100	8.0

2021 TRIPLE-A EAST TEAM BATTING:

TEAM BATTING	AVG	R	H	2B	3B	HR	RBI	BB	SO	SB	CS	SLG	OBP
Buffalo Bisons	.262	640	1,061	219	21	136	598	506	1,044	117	37	.427	.353
Omaha Storm Chasers	.260	746	1,129	213	23	231	708	493	1,163	150	37	.478	.341
Toledo Mud Hens	.257	710	1,111	213	38	190	677	534	1,258	66	27	.455	.345
Durham Bulls	.255	732	1,092	262	23	183	683	532	1,185	142	36	.456	.343
SWB RailRiders	.255	680	1,052	218	18	146	635	537	1,160	148	40	.423	.352
Columbus Clippers	.253	605	1,079	254	16	159	574	452	1,153	71	27	.432	.333
St. Paul Saints	.251	686	1,098	204	20	178	642	462	1,229	76	26	.429	.332
Charlotte Knights	.247	585	1,049	216	15	173	548	362	1,244	65	22	.428	.311
Louisville Bats	.246	531	1,036	201	21	98	500	465	993	65	29	.373	.329
Gwinnett Strippers	.245	614	1,030	191	15	164	580	471	1,197	99	36	.414	.325
Syracuse Mets	.244	582	976	199	12	142	543	529	1,031	124	42	.407	.343
Memphis Redbirds	.244	587	1,014	191	21	137	544	448	1,080	60	34	.400	.324
Worcester WooSox	.244	600	1,015	211	23	147	569	497	1,263	140	23	.411	.331
Iowa Cubs	.243	588	1,042	192	21	120	557	526	1,199	92	27	.382	.335
Jacksonville Jumbo Shrimp	.243	577	1,026	182	33	136	535	406	1,204	112	35	.398	.319
Nashville Sounds	.241	618	1,006	221	19	136	580	524	1,233	85	25	.401	.332
Lehigh Valley IronPigs	.236	564	971	188	25	88	520	513	1,071	81	30	.358	.328
Indianapolis Indians	.235	600	991	208	14	139	557	499	1,193	71	26	.391	.325
Rochester Red Wings	.233	534	952	186	15	144	501	444	1,048	49	16	.383	.316
Norfolk Tides	.220	527	908	171	23	141	492	498	1,228	82	32	.376	.312

2021 TRIPLE-A EAST TEAM PITCHING:

TEAM PITCHING	W-L	PCT	ERA	CG	SHO	SV	IP	H	R	ER	HR	BB	SO
Durham Bulls	86-44	.662	3.40	0	14	29	1,126.0	873	469	426	143	362	1,326
Buffalo Bisons	79-47	.627	3.46	0	9	36	1,074.2	900	471	413	118	406	1,148
Gwinnett Strippers	71-58	.550	3.72	3	9	31	1,112.0	950	504	460	124	439	1,191
SWB RailRiders	75-52	.591	3.79	1	9	30	1,089.0	920	528	458	108	545	1,241
Jacksonville Jumbo Shrimp	75-55	.577	3.94	3	9	36	1,129.1	998	578	494	168	436	1,202
Nashville Sounds	70-58	.547	4.07	0	12	27	1,112.0	1,019	571	503	121	439	1,202
Louisville Bats	55-73	.430	4.14	1	9	26	1,114.2	982	575	513	146	457	1,219
Toledo Mud Hens	74-46	.569	4.27	0	8	33	1,125.0	1,028	591	534	138	486	1,144
Worcester WooSox	74-54	.578	4.39	1	8	36	1,100.0	1,042	600	536	135	471	1,161
Indianapolis Indians	61-67	.477	4.55	0	5	22	1,119.1	1,100	643	566	143	466	1,104
St. Paul Saints	67-63	.515	4.55	0	8	28	1,142.1	1,062	627	578	144	522	1,180
Norfolk Tides	52-78	.400	4.77	2	6	27	1,102.0	1,108	656	584	168	451	1,099
Memphis Red Birds	61-67	.477	4.79	2	4	28	1,100.2	1,130	666	586	158	491	1,096
Lehigh Valley IronPigs	53-75	.414	5.03	1	5	23	1,082.2	1,036	668	605	128	579	1,113
Rochester Red Wings	49-77	.386	5.05	1	6	22	1,071.1	1,073	647	601	136	483	982
Iowa Cubs	52-78	.395	5.16	0	7	19	1,118.1	1,067	706	641	203	524	1,173
Columbus Clippers	59-68	.465	5.22	0	10	26	1,099.0	1,059	692	637	177	563	1,160
Omaha Storm Chasers	73-56	.566	5.26	0	3	32	1,128.1	1,173	710	659	187	496	1,226
Charlotte Knights	47-81	.367	5.33	0	6	19	1,094.0	1,062	718	648	165	530	1,237
Syracuse Mets	50-75	.397	5.35	1	7	27	1,053.2	1,056	686	626	167	541	972

2021 TRIPLE-A EAST LEAGUE LEADERS

2021 HITTING LEADERS

		AVG	G	AB	H
Jose Miranda	STP	.343	80	341	117
Johan Camargo	GWN	.326	104	386	126
Yairo Muñoz	WOR	.308	88	351	108
Jake Noll	ROC	.300	118	437	131
Tomás Telis	NOR	.312	127	520	162
Tyler White	BUF	.292	105	353	103
Josh Lowe	DUR	.291	111	402	117
Connor Marabell	COL	.291	99	337	98
Aderlin Rodriguez	TOL	.290	116	434	126
Juan Yepez	MEM	.289	92	304	88

GAMES

Darick Hall	LHV	120
Jake Noll	ROC	118
Kramer Robertson	MEM	118
Alfredo Rodriguez	LOU	117
Two Tied		116

HOME RUNS

Ryan McBroom	OMA	32
Aderlin Rodriguez	TOL	29
Dalton Kelly	DUR	27
Mikie Mahtook	CLT	26
Josh Lowe	DUR	22

RBI

Aderlin Rodriguez	TOL	94
Ryan McBroom	OMA	88
Josh Lowe	DUR	78
Dalton Kelly	DUR	74
Two Tied		69

STOLEN BASES

Vidal Bruján	DUR	44
Brian Miller	JAX	36
Forrest Wall	BUF	35
Andrew Velazquez	SWB	29
Drew Walters	GWN	28

HITS

Jake Noll	ROC	131
Johan Camargo	GWN	126
Aderlin Rodriguez	TOL	126
Tomás Telis	STP	125
Gabriel Arias	COL	124

ON-BASE PERCENTAGE

Khalil Lee	SYR	.451
Tyler White	BUF	.424
Johan Camargo	GWN	.401
Jose Miranda	STP	.397
Juan Yepez	MEM	.382

SLUGGING PERCENTAGE

Juan Yepez	MEM	.589
Aderlin Rodriguez	TOL	.565
Jose Miranda	STP	.563
Kevin Smith	BUF	.561
Johan Camargo	GWN	.557

2021 PITCHING LEADERS

		W-L	ERA	IP	SO
Kyle Wright	GWN	10-5	3.02	137.0	137
Josh Lindblom	NAS	5-4	3.10	104.2	117
Raynel Espinal	WOR	11-4	3.44	117.2	115
Bowden Francis	BUF	10-6	3.95	111.2	110
Matthew Liberatore	MEM	9-9	4.04	124.2	123
Kyle Hart	WOR	6-9	4.22	106.2	90
Riley O'Brien	LOU	7-7	4.55	112.2	121
Kirk McCarty	COL	9-6	5.01	124.0	104
James Marvel	IND	7-7	5.26	131.2	98
Drew Strotman	STP	10-5	5.29	112.1	104

WINS

Raynel Espinal	WOR	11
Ricardo Pinto	TOL	11
Bowden Francis	BUF	10
Drew Strotman	STP	10
Kyle Wright	GWN	10

SAVES

Kaleb Ort	WOR	19
Luke Barker	NAS	13
Bryan Baker	BUF	11
Andrew Bellatti	JAX	11
Luis García	SWB	11

STRIKEOUTS

Kyle Wright	GWN	137
Cory Abbot	IOW	130
Matthew Liberatore	MEM	123
Riley O'Brien	LOU	121
Josh Lindblom	NAS	117

INNINGS PITCHED

Kyle Wright	GWN	137.0
James Marvel	IND	131.2
Matthew Liberatore	MEM	124.2
Kirk McCarty	COL	124.0
Beau Sulser	IND	122.2

WALKS

Deivi García	SWB	68
Drew Strotman	STP	63
Ben Braymer	ROC	60
Jesús Reyes	SYR	60
Zack Thompson	MEM	57

WHIP

Raynel Espinal	WOR	1.10
Bowden Francis	BUF	1.12
Kyle Wright	GWN	1.18
Josh Lindblom	NAS	1.22
Matthew Liberatore	MEM	1.25

BATTING AVERAGE AGAINST

Raynel Espinal	WOR	.202
Bowden Francis	BUF	.205
Riley O'Brien	LOU	.222
Kyle Wright	GWN	.228
Two Tied		.246

INTERNATIONAL LEAGUE NORTHEAST



BUFFALO BISONS

One James D. Griffin Plaza
Buffalo, NY 14203

Phone: (716) 846-2000
Press Box: (716) 846-2215
Website: www.bisons.com
E-Mail: info@bisons.com

SAHLEN FIELD

Surface: Natural Grass
Dimensions: LF - 325
CF - 404
RF - 325

Year Opened: 1988
Capacity: 18,025

Affiliation (Since)	Toronto Blue Jays (2013)
Distance from Moosic, PA	288 Miles
Manager	Casey Candaele (2021)
Pitching Coach.....	Jeff Ware
Hitting Coach.....	Corey Hart
Position Coach.....	Devon White
President	Mike Buczkowski
General Manager	Anthony Sprague
Broadcasters	Pat Malacaro & Duke McGuire
All-Time Series vs. Scranton/Wilkes-Barre	209-180 (.537)

2021 GAME-BY-GAME:

DATE	FINAL	WIN	LOSS	SAVE
5/25	vs Buffalo	L 5-2	Beasley (1-0)	L. Garcia (0-1)
5/26	vs Buffalo	W 4-1	Warren (2-0)	Pearson (0-1)
				L. Garcia (6)
				<i>Suspended in top of the 4th (inclement weather) - Completed on 5/27</i>
5/27	vs Buffalo	W 3-2	Romano (1-0)	Lawrence (0-1)
				Goody (1)
5/28	vs Buffalo	<i>Postponed (inclement weather) - Rescheduled as part of a doubleheader on 8/31</i>		
5/29	vs Buffalo	W 3-1	Koerner (1-1)	Alleyger (1-2)
				L. Garcia (7)
5/30	vs Buffalo	<i>Postponed (inclement weather) - Rescheduled as part of a doubleheader 9/04</i>		
6/08	@ Buffalo (TRN)	W 7-5	Bristo (3-0)	Saucedo (2-1)
				L. Garcia (9)
6/09	@ Buffalo (TRN)	<i>Postponed (inclement weather) - Rescheduled as part of a doubleheader 6/10</i>		
6/10-1	@ Buffalo (TRN)	W 3-2	Goody (2-1)	Waguespack (1-2)
				L. Garcia (10)
6/10-2	@ Buffalo (TRN)	L 10-0	Pearson (1-2)	D. Garcia (1-2)
				-
6/12	@ Buffalo (TRN)	L 4-2	Snead (1-0)	Koerner (1-3)
				Baker (3)
6/13-1	@ Buffalo (TRN)	W 6-4 (10)	Goody (3-1)	Harris (0-1)
				-
6/13-2	@ Buffalo (TRN)	W 8-0	Warren (3-0)	Kay (0-1)
				-
8/31-1	vs Buffalo	L 5-1	Francis (8-4)	King (0-1)
				-
8/31-2	vs Buffalo	L 3-0	Cole (1-0)	Keller (1-2)
				Harris (7)
9/01	vs Buffalo	<i>Canceled (rain)</i>		
9/02	vs Buffalo	L 5-3	Logue (7-3)	Krook (3-5)
				Barnes (1)
9/03	vs Buffalo	L 1-0	Merryweather (1-0)	Bristo (5-3)
				Thornton (1)
9/04-1	vs Buffalo	L 8-4	Hatch (2-5)	Koerner (3-4)
				-
9/04-2	vs Buffalo	L 6-2	Waguespack (7-2)	D. Garcia (2-7)
				-
9/02	vs Buffalo	L 9-6 (11)	Thornton (1-0)	Goody (4-6)
				Harris (8)

2022 HEAD-TO-HEAD:

DATE	LOCATION	TIME
4/19	@ Buffalo	6:05 PM
4/20	@ Buffalo	1:05 PM
4/21	@ Buffalo	6:05 PM
4/22	@ Buffalo	6:05 PM
4/23	@ Buffalo	6:05 PM
4/24	@ Buffalo	1:05 PM
6/28	vs. Buffalo	6:35 PM
6/29	vs. Buffalo	6:35 PM
6/30	vs. Buffalo	6:35 PM
7/01	vs. Buffalo	6:35 PM
7/02	vs. Buffalo	6:05 PM
7/03	vs. Buffalo	1:05 PM
8/02	vs. Buffalo	6:35 PM
8/03	vs. Buffalo	6:35 PM
8/04	vs. Buffalo	6:35 PM
8/05	vs. Buffalo	6:35 PM
8/06	vs. Buffalo	6:05 PM
8/07	vs. Buffalo	1:05 PM
9/26	vs. Buffalo	6:35 PM
9/27	vs. Buffalo	6:35 PM
9/28	vs. Buffalo	6:35 PM

DID YOU KNOW?

The original Buffalo Bisons (1877-1970) once played at Offermann Stadium from 1924 to 1960, located just three miles north of their current home at Sahlen Field. Offermann Stadium also served as the home for the Indianapolis Clowns of the Negro American League from 1951 to 1955. The Clowns were the first professional men's baseball team to sign women players long term: Tonie Stone, Mamie "Peanut" Johnson and Connie Morgan, who all played at Offermann Stadium.

INTERNATIONAL LEAGUE NORTHEAST



LEHIGH VALLEY IRONPIGS

1050 IronPigs Way
Allentown, PA 18109
Phone: (610) 841-7447
Press Box: (610) 841-1317

www.ironpigsbaseball.com
info@ironpigsbaseball.com

COCA-COLA PARK

Surface: Natural Grass
Dimensions: LF - 323
CF - 400
RF - 325

Year Opened: 2008
Capacity: 10,100

Affiliation (Since) Philadelphia Phillies (2008)
Distance from Moosic, PA 74 Miles
Manager (Since) Gary Jones (2018)
Pitching Coach Aaron Fultz
Hitting Coach Darryl Robinson

General Manager Kurt Landes
Media Relations Manager Mike Ventola
Broadcasters Patrick McCarthy & Mike Ventola
All-Time Series vs. Scranton/Wilkes-Barre 128-97 (.569)

2022 GAME-BY-GAME:

DATE	FINAL	WIN	LOSS	SAVE
5/11	vs Lehigh Valley	W 6-0	D. García (1-0)	Rosso (0-1)
5/12	vs Lehigh Valley	L 3-2	Paulino (1-0)	Goody (0-1)
5/13	vs Lehigh Valley	W 5-2	McClain (2-0)	Parkinson (0-1)
5/14	vs Lehigh Valley	W 6-4	Barradough (1-0)	Sánchez (0-1)
5/15	vs Lehigh Valley	L 5-4	Medina (2-0)	Montgomery (0-2)
5/16	vs Lehigh Valley	W 3-1	Kriske (1-0)	Paulino (1-1)
6/01	vs Lehigh Valley	L 5-1	Mitchell (2-0)	Green (0-1)
6/02	vs Lehigh Valley	W 10-2	Abreu (1-0)	Medina (3-2)
6/03	vs Lehigh Valley	W 5-1	Barradough (3-0)	Moore (0-1)
6/04	vs Lehigh Valley	L 5-4	Falter (2-0)	D. García (1-1)
6/05	vs Lehigh Valley	L 9-6	Mitchell (3-0)	Koerner (1-2)
6/06	vs Lehigh Valley	W 4-3	McClain (3-0)	Evanko (2-1)
6/22	@ Lehigh Valley	W 14-5	Bristo (5-0)	Parkinson (0-4)
6/23	@ Lehigh Valley	L 3-2 (12)	Llovera (2-0)	L. García (1-2)
6/24	@ Lehigh Valley	W 10-2	Nelson (1-0)	García (0-3)
6/25	@ Lehigh Valley	L 6-3	Appel (1-0)	D. García (1-3)
6/26	@ Lehigh Valley	W 10-4	McClain (4-0)	Medina (3-5)
6/27	@ Lehigh Valley	W 19-1	Koerner (2-3)	Parkinson (0-5)
8/10	vs Lehigh Valley	L 8-1	Sánchez (3-4)	D. García (2-5)
8/11	vs Lehigh Valley	L 9-3	Appel (3-2)	Maciejewski (0-2)
8/12	vs Lehigh Valley	W 10-3 (8)	Boyle (1-0)	Parkinson (1-8)
8/13	vs Lehigh Valley	L 6-4	Leverett (1-1)	Bristo (5-2)
8/14	vs Lehigh Valley	W 6-5 (10)	Weissert (3-0)	Bredrosian (1-2)
8/15	vs Lehigh Valley	L 5-4	Sánchez (4-4)	Warren (3-3)
8/24	@ Lehigh Valley	W 5-2	Gil (4-0)	Appel (3-4)
8/25	@ Lehigh Valley	W 10-3	Warren (4-3)	Parkinson (1-10)
8/26	@ Lehigh Valley	W 6-0	Krook (3-4)	Perkins (0-1)
8/27	@ Lehigh Valley	W 11-4	Sears (2-0)	Sánchez (4-6)
8/28	@ Lehigh Valley	L 9-8 (12)	Ogle (3-3)	Green (2-2)
8/29	@ Lehigh Valley	L 10-5	Ross (1-0)	Nelson (2-3)
9/14	@ Lehigh Valley	W 4-2	Sears (4-0)	Eastman (0-1)
9/15	@ Lehigh Valley	W 2-0	Krook (5-5)	Hendrickson (0-1)
<i>Suspended in the bottom of the 2nd (rain); Completed on 9/18</i>				
9/16	@ Lehigh Valley	L 9-5	Singer (3-1)	Nelson (3-4)
9/17	@ Lehigh Valley	L 10-8	Hernandez (3-2)	Semple (0-1)
9/18	@ Lehigh Valley	W 4-1	German (1-0)	Appel (3-5)
9/19	@ Lehigh Valley	W 5-1	Sears (5-0)	Singer (3-2)

2022 HEAD-TO-HEAD:

DATE	LOCATION	TIME
4/26	vs. Lehigh Valley	6:35 PM
4/27	vs. Lehigh Valley	6:35 PM
4/28	vs. Lehigh Valley	6:35 PM
4/29	vs. Lehigh Valley	6:35 PM
4/30	vs. Lehigh Valley	4:05 PM
5/01	vs. Lehigh Valley	1:05 PM
5/31	vs. Lehigh Valley	6:35 PM
6/01	vs. Lehigh Valley	6:35 PM
6/02	vs. Lehigh Valley	6:35 PM
6/03	vs. Lehigh Valley	6:35 PM
6/04	vs. Lehigh Valley	6:05 PM
6/05	vs. Lehigh Valley	1:05 PM
7/22	@ Lehigh Valley	7:05 PM
7/23	@ Lehigh Valley	6:35 PM
7/24	@ Lehigh Valley	5:35 PM
9/20	@ Lehigh Valley	7:05 PM
9/21	@ Lehigh Valley	7:05 PM
9/22	@ Lehigh Valley	7:05 PM
9/23	@ Lehigh Valley	7:05 PM
9/24	@ Lehigh Valley	6:35 PM
9/25	@ Lehigh Valley	1:35 PM

DID YOU KNOW?

Hall of Fame second baseman Ryne Sandberg managed five Minor League teams including the IronPigs in 2011 and 2012. He led the IronPigs to their first-ever winning record (80-64), playoff appearance and International League championship series in his first season. Baseball America named him its 2011 Minor League Manager of the Year.

INTERNATIONAL LEAGUE NORTHEAST



ROCHESTER RED WINGS

One Morrie Silver Way
Rochester, NY 14608
Phone: (585) 454-1001
Press Box: (585) 454-1001 x3095

www.redwingsbaseball.com
info@redwingsbaseball.com

FRONTIER FIELD

Surface: Natural Grass
Dimensions: LF - 325
CF - 402
RF - 335

Year Opened: 1997
Capacity: 10,840

Affiliation (Since)	Washington Nationals (2021)
Distance from Moosic, PA	225 Miles
Manager (Since).....	Matthew LeCroy (2020)
Pitching Coach.....	Rafael Chaves
Coach	Brian Daubach
Development Coach.....	Billy McMillon
General Manager	Dan Mason
Director of Game Day Operations.....	Morrie Silver
Broadcaster	Josh Whetzel
All-Time Series vs. Scranton/Wilkes-Barre	307-247 (.554)

2021 GAME-BY-GAME:

DATE	FINAL	WIN	LOSS	SAVE
5/18	@ Rochester	W 11-6	Lane (1-0) Braymer (0-2)	-
5/19	@ Rochester	W 3-2	Barradough (2-0) Bacus (0-1)	L. Garcia (4)
5/20	@ Rochester	L 5-3	Miller (1-0) Cortes (1-1)	-
5/21	@ Rochester	W 6-3	Montgomery (1-2) Fuentes (0-2)	L. Garcia (5)
5/22	@ Rochester	W 9-8	Goody (1-1) Bacus (0-2)	-
5/23	@ Rochester	L 3-1	Braymer (1-2) Koerner (0-1)	Miller (1)
7/20	vs Rochester	W 7-6 (10)	Weissert (2-0) Goody (4-3)	-
7/21	vs Rochester	W 8-0	Gil (3-0) Eppler (1-7)	-
7/22	vs Rochester	L 9-0	Braymer (2-6) Krook (2-2)	-
7/23	vs Rochester	W 14-5	Otto (1-0) Tomshaw (0-5)	-
7/24	vs Rochester	W 4-1	Koerner (3-3) Nolin (3-3)	-
7/25	vs Rochester	L 7-4	Rogers (5-5) Nelson (1-2)	-
9/07	vs Rochester	W 4-1	Krook (4-5) Wells (0-3)	King (1)
9/08	vs Rochester	Postponed (rain): Rescheduled as part of a doubleheader 9/09		
9/09-1	vs Rochester	W 5-1	Sears (3-0) Reyes (4-4)	-
9/09-2	vs Rochester	W 11-3	Keller (2-2) Sharp (4-4)	-
9/10	vs Rochester	W 3-1	D. Garcia (3-7) Cavalli (0-3)	Warren (2)
9/11	vs Rochester	W 11-9	Nelson (3-3) Lee (0-1)	Weissert (2)
9/12	vs Rochester	L 8-7	Rainey (1-0) Kriske (1-1)	Bonnell (1)
9/29	@ Rochester	W 10-6	Krook (6-5) Cavalli (1-5)	-
9/30	@ Rochester	W 6-4	Marinaccio (1-0) Klobosits (1-2)	-
10/01	@ Rochester	W 10-3	Sears (7-0) Fuentes (0-5)	-
10/02	@ Rochester	W 5-2	Wesneski (2-1) Rodriguez (2-1)	Marinaccio (2)
10/03	@ Rochester	W 4-0 (6)	Green (3-2) Tetreault (0-1)	-

2022 HEAD-TO-HEAD:

DATE	LOCATION	TIME
5/03	@ Rochester	6:05 PM
5/04	@ Rochester	11:05 AM
5/05	@ Rochester	6:05 PM
5/06	@ Rochester	6:05 PM
5/07	@ Rochester	1:05 PM
5/08	@ Rochester	1:05 PM
6/14	vs. Rochester	6:35 PM
6/15	vs. Rochester	6:35 PM
6/16	vs. Rochester	6:35 PM
6/17	vs. Rochester	6:35 PM
6/18	vs. Rochester	6:05 PM
9/19	vs. Rochester	1:05 PM
7/26	@ Rochester	7:05 PM
7/27	@ Rochester	6:05 PM
7/28	@ Rochester	11:05 AM
7/29	@ Rochester	7:05 PM
7/30	@ Rochester	7:05 PM
7/31	@ Rochester	1:05 PM

DID YOU KNOW?

The Rochester Red Wings hosted the 2000 Triple-A All-Star Game at Frontier Field. Scranton Wilkes-Barre RailRiders' manager Marc Bombard served as the International League manager. His three-man coaching staff included Pawtucket's Rich Bombard, Marc's younger brother. Future New York Yankee Alfonso Soriano played short then as a member of the Columbus Clippers. The International League cruised to an 8-2 win over the Pacific Coast League.

INTERNATIONAL LEAGUE NORTHEAST



SYRACUSE METS

One Tex Simone Drive
Syracuse, NY 13208
Phone: (315) 474-7833
Press Box: (315) 474-5256

www.syracusechiefs.com
baseball@syracusechiefs.com

NBT BANK STADIUM

Surface: Natural Grass
Dimensions: LF - 330
CF - 400
RF - 330

Year Opened: 1997
Capacity: 11,071

Affiliation (Since)	New York Mets (2019)
Distance from Moosic, PA (Miles)	139 Miles
Manager (Since)	Kevin Boles (2022)
Pitching Coach	Steve Schrenk
Hitting Coach	Joel Chimelis
Bench Coach	Jay Pecci
Development Coach	Chris Jacobs
General Manager	Jason Smorol
Director of Broadcasting & Media Relations/ Broadcaster	Michael Tricarico
All-Time Series vs. Scranton/Wilkes-Barre	325-226 (.590)

2021 GAME-BY-GAME:

DATE	FINAL	WIN	LOSS	SAVE
5/04 @ Syracuse	L 4-3	Eickhoff (1-0)	Montgomery (0-1)	Smith (1)
5/05 @ Syracuse	W 7-5	Warren (1-0)	Reyes (0-1)	Kriske (1)
5/06 @ Syracuse	W 17-11	Bristo (1-0)	Tarpley (0-1)	-
5/07 @ Syracuse	W 7-3 (6)	Cortes (1-0)	Zamora (0-1)	-
5/08 @ Syracuse	W 4-2	McClain (1-0)	Yamamoto (0-1)	L. Garcia (1)
5/08 @ Syracuse	W 15-10	Bristo (2-0)	Hildenberger (0-1)	Warren (1)
6/15 vs Syracuse	W 12-6	Barradough (4-0)	Nogosek (0-4)	-
6/16 vs Syracuse	W 10-7 (10)	Goody (4-1)	Díaz (0-1)	-
6/17 vs Syracuse	W 4-2	Lane (2-0)	Oswalt (1-1)	-
6/18 vs Syracuse	W 7-5	Bristo (4-0)	Roney (0-2)	Abreu (1)
6/19 vs Syracuse	Postponed (inclement weather) - Rescheduled as part of a doubleheader 7/07			
6/20 vs Syracuse	W 4-3	L. Garcia (1-1)	Cobb (0-2)	-
7/06 vs Syracuse	W 8-3	Gil (2-0)	Szapucki (0-4)	-
7/07-1 vs Syracuse	W 3-2	Lane (4-0)	Reyes (0-7)	-
7/07-2 vs Syracuse	L 5-0	Banda (1-0)	Keller (0-1)	-
7/08 vs Syracuse	Postponed (rain) - Rescheduled as part of a doubleheader 7/10			
7/09 vs Syracuse	L 2-1 (10)	Nogosek (1-5)	Romano (1-1)	Roney (1)
7/10-1 vs Syracuse	L 6-5 (8)	Cobb (1-2)	Warren (3-1)	Windle (1)
7/10-2 vs Syracuse	W 1-0	Krook (1-1)	Bostick (0-3)	Lane (1)
7/11 vs Syracuse	L 9-8 (10)	Windle (1-1)	McClain (4-1)	-
7/27 @ Syracuse	L 10-8	Schugel (1-1)	McClain (5-2)	-
7/28 @ Syracuse	W 9-8 (10)	Green (1-1)	Windle (1-3)	-
7/29 @ Syracuse	W 3-1	Ridings (1-0)	Hartleib (1-2)	-
7/30 @ Syracuse	L 6-0	Reyes (1-8)	Maciejewski (0-1)	-
7/31 @ Syracuse	L 5-3	Williams (2-0)	D. Garcia (2-4)	-
8/01 @ Syracuse	Canceled (rain)			
9/22 vs Syracuse	W 5-3	Wesneski (1-0)	Yamamoto (0-2)	-
9/23 vs Syracuse	Suspended in the top of the 5 th (lights); Completed on 9/24			
9/24 vs Syracuse	L 7-3	Oller (4-1)	Schmidt (0-1)	-
9/25-1 vs Syracuse	W 4-0	Sears (6-0)	Gsellman (1-1)	-
9/25-2 vs Syracuse	L 6-3	Orze (1-0)	Warren (4-4)	Hackimer (5)
9/26 vs Syracuse	L 5-1	Eickhoff (9-2)	Wesneski (1-1)	-

2022 HEAD-TO-HEAD:

DATE	LOCATION	TIME
4/05	@ Syracuse	6:35 PM
4/06	@ Syracuse	6:35 PM
4/07	@ Syracuse	6:35 PM
4/08	@ Syracuse	6:35 PM
4/09	@ Syracuse	6:35 PM
4/10	@ Syracuse	1:05 PM
5/10	vs. Syracuse	6:05 PM
5/11	vs. Syracuse	11:05 AM
5/12	vs. Syracuse	6:35 PM
5/13	vs. Syracuse	6:35 PM
5/14	vs. Syracuse	4:05 PM
5/15	vs. Syracuse	1:05 PM
6/07	@ Syracuse	6:35 PM
6/08	@ Syracuse	6:35 PM
6/09	@ Syracuse	6:35 PM
6/10	@ Syracuse	6:35 PM
6/11	@ Syracuse	6:35 PM
6/12	@ Syracuse	1:05 PM
8/30	vs. Syracuse	6:35 PM
8/31	vs. Syracuse	6:35 PM
9/01	vs. Syracuse	6:35 PM
9/02	vs. Syracuse	6:35 PM
9/03	vs. Syracuse	6:05 PM
9/04	vs. Syracuse	1:05 PM

DID YOU KNOW?

Syracuse professional baseball dates back to 1934 and has been uninterrupted aside from the 2020 pandemic stricken season since 1961. The then Syracuse Chiefs served as a Triple-A affiliate of the New York Yankees from 1967-1977. Future Hall of Fame manager Bobby Cox played for the Chiefs in 1970 and managed the club from 1973 to 1976. Cox compiled 304 wins across four seasons in Syracuse. It would be his final Minor League job before becoming manager of the Atlanta Braves in 1978. He would go on to win 2,496 games as a big-league manager.

INTERNATIONAL LEAGUE NORTHEAST



WORCESTER RED SOX

122 Madison St.
Worcester, MA 01610
Phone: (401) 724-7303
Press Box: (401) 724-7305

www.woosox.com
pr@woosox.com

POLAR PARK

Surface: Natural Grass
Dimensions: LF - 329
CF - 402
RF - 320

Year Opened: 2021
Capacity: 10,000

Affiliation (Since) Boston Red Sox (1973)
Distance from Moosic, PA 294 Miles
Manager (Since) Chad Tracy (2022)
Pitching Coach Paul Abbott
Hitting Coach Rich Gedman
Assistant Hitting Coach Mike Montville
Coach Jose Flores

General Manager Dan Rea III
Vice President, Communications Bill Wanless
Broadcasters Mike Antonellis, Jay Burnham, Jim Cain & Tyler Murray
All-Time Series vs. Scranton/Wilkes-Barre (incl. Pawtucket) 287-265 (.520)

2022 GAME-BY-GAME:

DATE	FINAL	WIN	LOSS	SAVE
7/13 @ Worcester	W 5-2	Weissert (1-0)	Hall (2-2)	Ridings (1)
7/14-1 @ Worcester	W 4-3	D. Garcia (2-3)	Hart (4-5)	Romano (1)
7/14-2 @ Worcester	L 3-2	Adames (1-0)	Bristo (5-1)	-
7/15 @ Worcester	W 11-3	Krook (2-1)	McCarthy (1-2)	Wojciechowski (1)
7/16 @ Worcester	W 7-2	McClain (5-1)	Gonsalves (3-4)	-
7/17 @ Worcester	Suspended (rain) - Resumed on 7/18; Suspended (again) (rain) - Completed on 8/17 (Game 86)			
7/18 @ Worcester	Postponed (rain) - Rescheduled as part of a doubleheader 8/19			
8/03 vs Worcester	L 7-2	Crawford (1-1)	Krook (2-3)	-
8/04 vs Worcester	W 7-2	Nelson (2-2)	Brennan (0-2)	-
8/05 vs Worcester	L 5-3 (11)	Blair (2-0)	Weissert (2-1)	-
8/06 vs Worcester	L 4-3 (11)	Adames (2-0)	Wagner (0-1)	Hall (1)
8/07 vs Worcester	L 2-1	Feltman (1-0)	Warren (3-2)	Kelly (1)
8/08 vs Worcester	W 4-3	Green (2-1)	Ort (1-2)	Weissert (1)
8/17 @ Worcester	W 7-4	Kluber (1-0)	Schreiber (1-1)	-
Completion of 7/17 game				
8/17 @ Worcester	L 2-0	Valdez (1-0)	Goody (4-5)	Ort (12)
8/18 @ Worcester	W 9-1	Keller (1-1)	Hart (4-7)	-
8/19-1 @ Worcester	L 5-3	Brasier (1-0)	Krook (2-4)	-
8/19-2 @ Worcester	W 5-0	Boyle (2-0)	Blair (2-1)	-
8/20 @ Worcester	W 14-2	Sears (1-0)	Crawford (1-3)	-
8/21 @ Worcester	L 2-0	Seabold (1-3)	D. Garcia (2-6)	-
8/22 @ Worcester	Canceled due to Hurricane Henri			

2022 HEAD-TO-HEAD:

DATE	LOCATION	TIME
5/17 @ Worcester		6:45 PM
5/18 @ Worcester		6:45 PM
5/19 @ Worcester		6:45 PM
5/20 @ Worcester		6:45 PM
5/21 @ Worcester		4:05 PM
5/22 @ Worcester		1:05 PM
7/04 @ Worcester		6:45 PM
7/06 @ Worcester		6:45 PM
7/07 @ Worcester		6:45 PM
7/08 @ Worcester		6:45 PM
7/09 @ Worcester		4:05 PM
7/10 @ Worcester		1:05 PM
8/09 vs. Worcester		6:35 PM
8/10 vs. Worcester		6:35 PM
8/11 vs. Worcester		6:35 PM
8/12 vs. Worcester		6:35 PM
8/13 vs. Worcester		6:05 PM
8/14 vs. Worcester		1:05 PM
9/13 vs. Worcester		6:35 PM
9/14 vs. Worcester		6:35 PM
9/15 vs. Worcester		6:35 PM
9/16 vs. Worcester		6:35 PM
9/17 vs. Worcester		6:05 PM
9/18 vs. Worcester		1:05 PM

DID YOU KNOW?

2021 WooSox outfielder Johan Mieses made a name for himself on the international stage during the 2021 Tokyo Olympics. Playing for Team Dominican Republic, Mieses led off the bottom of the ninth trailing 6-5 to Team Israel on August 3, 2021. The slugger launched a 1-1 pitch from Zack Weiss to deep left field to tie the game. The Dominican Republic went on to win 7-6 later in the inning on a walk-off single, courtesy of former Major Leaguer Jose Bautista. The result eliminated Israel. The Dominican Republic eventually finished the summer games with a bronze medal.

INTERNATIONAL LEAGUE



CHARLOTTE KNIGHTS

324 South Mint Street
Charlotte, NC 28202
Phone: (704) 357-8071
Press Box: (704) 274-8300

www.charlotteknights.com
knights@charlotteknights.com

TRUIST FIELD

Surface: Natural Grass
Dimensions: LF - 330
CF - 400
RF - 315

Year Opened: 2014
Capacity: 10,000

Affiliation (Since)	Chicago White Sox (1999)
Distance from Moosic, PA (Miles)	592 Miles
Manager	Wes Helms (2020)
Pitching Coach	Matt Zaleski
Hitting Coach	Chris Johnson
Chief Operating Officer	Dan Rajkowski
General Manager	Rob Egan
Vice President, Communications	Tommy Viola
Broadcasters	Matt Swierad & Mike Pacheco
All-Time Series	121-109 (.526)

DID YOU KNOW?

The Charlotte Hornets of the NBA play just down the road at Spectrum Center, less than a mile from Truist Field. The name "Charlotte Hornets" in sports dates back to 1892 as a Minor League Baseball team. The Hornets baseball franchise, however, did not consistently compete until 1901. The Hornets would go on to affiliate with the Washington Senators and the Minnesota Twins. Going through many changes in the 20th century, the Charlotte Hornets name in baseball ceased after the 1972 season.

2022 HEAD-TO-HEAD:

DATE	LOCATION	TIME
Do Not Play		



COLUMBUS CLIPPERS

330 Huntington Park Lane
Columbus, OH 43215
Phone: (614) 462-5250
Press Box: (614) 462-7595

www.clippersbaseball.com
info@clippersbaseball.com

HUNTINGTON PARK

Surface: Natural Grass
Dimensions: LF - 325
CF - 400
RF - 318

Year Opened: 2009
Capacity: 10,000

Affiliation (Since)	Cleveland Indians (2006)
Distance from Moosic, PA	468 Miles
Manager (Since)	Andy Tracy (2020)
Pitching Coach	Rigo Beltrán
Hitting Coach	Jason Esposo
Bench Coach	Kyle Lundquist
Pitching Strategist	Cody Buck
General Manager	Ken Schna
Director of Communications & Media Relations	Joe San
Broadcasters	Ryan Mitchell & Scott L
All-Time Series vs. Scranton/Wilkes-Barre	131-159 (.456)

DID YOU KNOW?

The Columbus Clippers were an affiliate of the New York Yankees from 1979-2006. When the Yankees won their third straight World Series in 2000, 8 of the 22 players who made an appearance during the five-game series against the New York Mets had appeared for the Clippers before the title run. Notable alumni include: Derek Jeter, Bernie Williams, Jorge Posada and Mariano Rivera.

2022 HEAD-TO-HEAD:

DATE	LOCATION	TIME
Do Not Play		

INTERNATIONAL LEAGUE



DURHAM BULLS
409 Blackwell Street
Durham, NC 27702
Phone: (919) 687-6500
Press Box: (919) 687-0681

www.durhambulls.com
info@durhambulls.com

DURHAM BULLS ATHLETIC PARK
Surface: Natural Grass
Dimensions: LF - 305
CF - 400
RF - 327

Year Opened: 1995
Capacity: 10,000

Affiliation (Since)	Tampa Bay Rays (1998)
Distance from Moosic, PA (Miles)	486 Miles
Manager	Brady Williams (2019)
Pitching Coach	Brian Reith
Hitting Coach	Will Bradley
Bench Coach	Reinaldo Ruiz
VP of Baseball Operations	Mike Birling
Media Relations	Andrew Green
Broadcaster	Patrick Kinas
All-Time Series vs. Scranton/Wilkes-Barre	75-90 (.455)

DID YOU KNOW?

The movie "Bull Durham" was actually filmed at four different ballparks. The famous "rainout" scene in which Kevin Costner's character turns on the sprinklers to destroy the field was filmed at Fleming Stadium in Wilson, North Carolina. Fleming Stadium, now home of the Wilson Tobs of the summer collegiate Coastal Plain League, was flooded for the scene. In 2002, Justin Verlander pitched for the Tobs, becoming the first eventual first-rounder in team history. He was joined in 2021 by Trey Sweeney when he was taken 20th overall by the Yankees. Sweeney played for Wilson in 2020.

2022 HEAD-TO-HEAD:

DATE	LOCATION	TIME
9/05	@ Durham	5:05 PM
9/07	@ Durham	6:35 PM
9/08	@ Durham	6:35 PM
9/09	@ Durham	6:35 PM
9/10	@ Durham	6:35 PM
9/11	@ Durham	5:05 PM

GWINNETT STRIPERS

2500 Buford Drive
Lawrenceville, GA 30043
Phone: (678) 277-0300
Press Box: (678) 277-0321

www.gostripers.com
stripersinfo@braves.com

COOLRAY FIELD

Surface: Natural Grass
Dimensions: LF - 325
CF - 400
RF - 325

Year Opened: 2009
Capacity: 10,427



Affiliation (Since)	Atlanta Braves (2009)
Distance from Moosic, PA (Miles)	809 Miles
Manager (Since)	Matt Tuiasosopo (2021)
Pitching Coach	Mike Maroth
Hitting Coach	Carlos Mendez
Coach	Wigberto Nevarez
Coach	Devon Travis
VP/General Manager	Erin McCormick
Media Relations Manager/ Broadcaster	Dave Lezotte
All-Time Series vs. Scranton/Wilkes-Barre	42-31 (.575)

DID YOU KNOW?

The first player to win an International League award in Stripers history (since 2008) is now-Dodger Freddie Freeman. Freeman was awarded Rookie of the Year honors after the 2010 season. Freeman hit .319 with 18 home runs and 87 RBI during the 2010 season. On August 26, 2010, Freeman went 5-5 with four RBI including a two-run home run in a victory over the Durham Bulls to cement himself as the Rookie of the Year.

2021 HEAD-TO-HEAD:

DATE	LOCATION	TIME
Do Not Play		

INTERNATIONAL LEAGUE



INDIANAPOLIS INDIANS

501 West Maryland Street
Indianapolis, IN 46225
Phone: (317) 269-3542
Press Box: (317) 269-3545

www.indyindians.com
indians@indyindians.com

VICTORY FIELD

Surface: Natural Grass
Dimensions: LF - 320
CF - 402
RF - 320

Year Opened: 1996
Capacity: 14,500

Affiliation (Since)	Pittsburgh Pirates (2005)
Distance from Moosic, PA	641 Miles
Manager (Since).....	Miguel Perez (2022)
Pitching Coach.....	Dan Meyer
Hitting Coach.....	Eric Munson
Bench Coach	Gary Green
President & General Manager.....	Randy Lewandowski
Baseball Communications Coordinator.....	Anna Kayser
Broadcaster.....	Howard Kellman
All-Time Series vs. Scranton/Wilkes-Barre	95-82 (.537)

DID YOU KNOW?

In 1956, future-Yankee, then-Indianapolis Indian Roger Maris played 131 games as a Cleveland Indian prospect. As a member of the American Association, Maris and the Indians defeated the Rochester Red Wings in a four-game sweep in the Junior World Series that season. The outfielder set a Junior World Series record in game two with seven RBI. 1956 was the final season that Indianapolis was a Cleveland farm team.

2022 HEAD-TO-HEAD:

DATE	LOCATION	TIME
Do Not Play		



IOWA CUBS

Principal Park
One Line Drive
Des Moines IA 50309
Phone: (515) 243-6111

www.iowacubs.com
info@iowacubs.com

PRINCIPAL PARK

Surface: Natural Grass
Dimensions: LF - 335
CF - 400
RF - 335

Year Opened: 1992
Capacity: 11,500

Affiliation (Since)	Chicago Cubs (1981)
Distance from Moosic, PA	1,018 Miles
Manager (Since).....	Marty Pevey (2013)
Pitching Coach.....	Ron Villone
Hitting Coach.....	Desi Wilson
Bench Coach	Griffin Benedict
Development Coach.....	Thomas Boucher
President / General Manager.....	Sam Bernabe
VP / Assistant General Manager.....	Randy Wehofer
Media Relations Manager.....	Colin Connolly
Broadcasters	Deene Ehlis & Alex Cohen
All-Time Series vs. Scranton/Wilkes-Barre	3-7 (.300)

DID YOU KNOW?

The Iowa Cubs (formerly Iowa Oaks) have been affiliated with both MLB Chicago teams in the Chicago Cubs (1981-present) and Chicago White Sox (1973-1974, 1976-1980). Of the current four main Minor League teams in the Cubs' system, three of them have been affiliated with the Cubs and White Sox at some point in their respective franchises histories. Joining Iowa in this regard are the Tennessee Smokies (AA) and South Bend Cubs (A+). The only current Cubs' affiliate never associated with the White Sox are the Myrtle Beach Pelicans (A-).

2022 HEAD-TO-HEAD:

DATE	LOCATION	TIME
Do Not Play		

INTERNATIONAL LEAGUE



**JACKSONVILLE
JUMBO SHRIMP**
301 A. Philip Randolph Blvd.
Jacksonville, FL 32202
Phone: (904) 358-284

www.jaxshrimp.com
info@jaxshrimp.com

121 FINANCIAL BALLPARK

Surface: Natural Grass
Dimensions: LF - 321
CF - 420
RF - 317

Year Opened: 2003
Capacity: 11,000

Affiliation (Since) Miami Marlins (2009)
Distance from Moosic, PA 938 Miles
Manager (Since) Daren Brown (2022)
Pitching Coach Jeremy Powell
Hitting Coach Phil Plantier
Defensive Coach Jose Ceballos

Owner/ CEO Ken Babby
EVP/ General Manager Harold Crow
Media & Public Relations Manager/ Broadcaster Scott Kornberg
All-Time Series vs. Scranton/Wilkes-Barre Have Never Met

DID YOU KNOW?

In 2021, Lewin Diaz swatted 20 home runs for Jacksonville, which set a record in the Jumbo Shrimp era (since 2018). Diaz's 20 home runs(74 games) surpassed Monte Harrison's 19 set in 2018. Twenty homers is the most Diaz has hit with a single team in his career. He hit 27 home runs across three levels during the 2019 season (121 games).

2022 HEAD-TO-HEAD:

DATE	LOCATION	TIME
5/24	vs. Jacksonville	6:05 PM
5/25	vs. Jacksonville	11:05 AM
5/26	vs. Jacksonville	6:35 PM
5/27	vs. Jacksonville	6:35 PM
5/28	vs. Jacksonville	4:05 PM
5/29	vs. Jacksonville	1:05 PM



LOUISVILLE BATS
401 East Main Street
Louisville, KY 40202

Phone: (502) 212-2287
Press Box: (502) 212-2054
www.batsbaseball.com
info@batsbaseball.com

LOUISVILLE SLUGGER FIELD

Surface: Natural Grass
Dimensions: LF - 325
CF - 405
RF - 340

Year Opened: 2000
Capacity: 13,131

Affiliation (Since) Cincinnati Reds (2000)
Distance from Moosic, PA 673 Miles
Manager (Since) Pat Kelly (2020)
Pitching Coach Seth Etherton
Hitting Coach Alex Pelaez
Bench Coach Dick Schofield
Coach Mike Jacobs

Senior Vice President Greg Gallette
Director of Communications Chris Robinson
Broadcaster Nick Curran
All-Time Series vs. Scranton/Wilkes-Barre 100-79 (.559)

DID YOU KNOW?

One mile down the street from Louisville Slugger Field is the Louisville Slugger Museum and Factory, home of the Guinness Record holder for "Largest Replica Baseball Bat". The bat, created in 1995, is 120 feet in height and weighs 68,000 pounds. It is modeled after the "R43" bat made for Babe Ruth, the same model he set the then-record 60 home run season in 1927. The museum is not in the same location of the original factory, which was located on South First Street seven blocks east.

2022 HEAD-TO-HEAD:

DATE	LOCATION	TIME
7/12	vs. Louisville	6:35 PM
7/13	vs. Louisville	6:35 PM
7/14	vs. Louisville	6:35 PM
7/15	vs. Louisville	6:35 PM
7/16	vs. Louisville	6:05 PM
7/17	vs. Louisville	1:05 PM

INTERNATIONAL LEAGUE



MEMPHIS REDBIRDS

198 Union Avenue
Memphis, Tennessee 38103
Phone: (901) 721-6000

www.memphisredbirds.com
info@memphisredbirds.com

AUTOZONE PARK

Surface: Natural Grass
Dimensions: LF - 319
CF - 400
RF - 322
Year Opened: 2000
Capacity: 10,000

Affiliation (Since)	St. Louis Cardinals (1998)
Distance from Moosic, PA (Miles)	1,045 Miles
Manager	Ben Johnson (2019)
Pitching Coach	Dernier Orozco
Coach	Brandon Allen
President & General Manager	Craig Unger
Media Relations	Sarah Jent
All-Time Series vs. Scranton/Wilkes-Barre	Have Never Met

DID YOU KNOW?

In 2021, Memphis first baseman Juan Yezpez led Triple-A East with a .979 OPS. It's the first time in Memphis history that a RedBird led this league in OPS. It's the best OPS finish since the RedBirds were a member of the Pacific Coast League. First baseman Brock Peterson finished second in the PCL with an .895 OPS behind Eric Campbell (.910) of the Las Vegas 51s.

2022 HEAD-TO-HEAD:

DATE	LOCATION	TIME
Do Not Play		



NASHVILLE SOUNDS

19 Junior Gilliam Way
Nashville, TN 37219
Phone: (615) 690-6487

www.nashvillesounds.com
info@nashvillesounds.com

FIRST HORIZON PARK

Surface: Natural Grass
Dimensions: LF - 330
CF - 403
RF - 310
Year Opened: 2015
Capacity: 10,000

Affiliation (Since)	Milwaukee Brewers (2021)
Distance from Moosic, PA (Miles)	833 Miles
Manager	Rick Sweet (2014)
Pitching Coach	Jeremy Accardo
Hitting Coach	Al LeBoeuf
General Manager/ COO	Adam English
Assistant General Manager	Adam English
Director of Communications	Chad Seely
Broadcaster	Jeff Hem
All-Time Series vs. Scranton/Wilkes-Barre	8-8 (.500)

DID YOU KNOW?

The Sounds have retired two team numbers, one of which is former Yankee great Don Mattingly's number 18. Then as a member of the Double-A Southern League, Mattingly played 141 games for the Nashville Sounds. As a 20 year old, Mattingly led the team in RBIs (98), hits (173) and doubles (35) while batting .316. Mattingly led the Sounds to a first place divisional finish with an 81-62 record, ultimately falling to the Orlando Twins in the Southern League finals. Nashville was a Yankees affiliate from 1980 to 1984.

2022 HEAD-TO-HEAD:

DATE	LOCATION	TIME
Do Not Play		

INTERNATIONAL LEAGUE



NORFOLK TIDES
150 Park Avenue
Norfolk, VA 23510
Phone: (757) 622-2222
Press Box: (757) 622-2222 x 112

www.norfolktides.com
receptionist@norfolktides.com

HARBOR PARK
Surface: Natural Grass
Dimensions: LF - 333
CF - 410
RF - 338

Year Opened: 1993
Capacity: 12,067

Affiliation (Since)	Baltimore Orioles (2007)
Distance from Moosic, PA	378 Miles
Manager (Since)	Buck Britton (2022)
Pitching Coach	Justin Ramsey
Hitting Coach	Tim Gibbons
Coach	Ramon Sambo
Coach	Joshua Rodrigues
President	Ken Young
General Manager	Joe Gregory
Director of Communications	John Stanley
Broadcaster	Pete Michaud
All-Time Series vs. Scranton/Wilkes-Barre	152-134 (.531)

DID YOU KNOW?

Since its inception in 1961, the Norfolk Tides have played all but one season as an affiliate of a Major League team. In 1963, the then-Tidewater Tides played in the affiliated Carolina League (Class-A) as an unaffiliated ballclub. The Tides were added to the league alongside the Peninsula Senators from the Hampton-Newport News area of Virginia. The addition of those teams expanded the league to ten clubs, split into East and West divisions of five teams apiece. The Tides gained affiliation once more in 1964 with the Chicago White Sox.

2022 HEAD-TO-HEAD:

DATE	LOCATION	TIME
4/12	vs. Norfolk	6:35 PM
4/13	vs. Norfolk	6:35 PM
4/14	vs. Norfolk	6:35 PM
4/15	vs. Norfolk	6:35 PM
4/16	vs. Norfolk	4:05 PM
4/17	vs. Norfolk	1:05 PM



OMAHA STORM CHASERS
12356 Ballpark Way
Papillion, NE 68046
Phone: (614) 462-5250

www.omahastormchasers.com
info@omahastormchasers.com

WERNER PARK
Surface: Natural Grass
Dimensions: LF - 310
CF - 402
RF - 315

Year Opened: 2011
Capacity: 9,023

Affiliation (Since)	Kansas City Royals (1969)
Distance from Moosic, PA	1,164 Miles
Manager (Since)	Brian Poldberg (2014)
Pitching Coach	Dane Johnson
Hitting Coach	Brian Buchanan
General Manager	Martie Cordaro
Vice President & General Manager	Laurie Schlender
Director of Marketing and Communications	Justin Rolfe
Broadcaster	Jake Eisenberg
All-Time Series vs. Scranton/Wilkes-Barre	5-7 (.417)

DID YOU KNOW?

Since its inception in 1969, Omaha has always been a farm team of the Kansas City Royals. Prior to the Storm Chasers name, Omaha went by the Royals and Golden Spikes. When the team switched to Storm Chasers in 2011, their scheduled home opener at Werner Park was ironically rained out on April 15, 2011. The first home RBI as the Storm Chasers was recorded by future World Series champion Mike Moustakas one day later. He drove in fellow 2015 champion Eric Hosmer with a double.

2022 HEAD-TO-HEAD:

DATE	LOCATION	TIME
8/23	@ Omaha	8:05 PM
8/24	@ Omaha	8:05 PM
8/25	@ Omaha	8:05 PM
8/26	@ Omaha	8:05 PM
8/27	@ Omaha	8:05 PM
8/28	@ Omaha	3:05 PM

All Times Eastern

INTERNATIONAL LEAGUE



ST. PAUL SAINTS

360 North Broadway St.
Saint Paul, MN 55101
Phone: (651) 644-3517

www.saintsbaseball.com
info@saintsbaseball.com

CHS FIELD

Surface: Natural Grass
Dimensions: LF - 330
CF - 405
RF - 320

Year Opened: 2015
Capacity: 7,210

Affiliation (Since)	Minnesota Twins (2021)
Distance from Moosic, PA	1,097 Miles
Manager (Since)	Toby Gardenhire (2021)
Pitching Coaches	Cibney Bello & Virgil Vasquez
Hitting Coach	Ryan Smith
Infield Coach	Tyler Smarslok
President & Co-Owner	Derek Sharrer
VP/ Director of Broadcasting & Media Relations/ Broadcaster	Sean Aronson
Broadcasters	Sean Aronson & JW Cox
All-Time Series vs. Scranton/Wilkes-Barre	<i>Have Never Met</i>

DID YOU KNOW?

In 1993, then as an independent league team, the St. Paul Saints featured a 63-year old Orestes Miñoso in the lineup as a designated hitter. He grounded out to the mound in his only plate appearance on June 30, 1993. He would return on July 16, 2003 to once again play for the Saints, drawing a walk to become the first player to play professional baseball in seven different decades. Miñoso, a Negro, Major and Mexican League legend will be inducted into Cooperstown in 2022 after the Golden Days Era Committee posthumously voted him into the Hall of Fame.

2022 HEAD-TO-HEAD:

DATE	LOCATION	TIME
8/16	@ St. Paul	8:07 PM
8/17	@ St. Paul	8:07 PM
8/18	@ St. Paul	8:07 PM
8/19	@ St. Paul	8:07 PM
8/20	@ St. Paul	8:07 PM
8/21	@ St. Paul	3:07 PM

All Times Eastern



TOLEDO MUD HENS

406 Washington Street
Toledo, OH 43604

Phone: (419) 725-4367

Press Box: (419) 725-4367 x149

www.mudhens.com
pressbox@mudhens.com

FIFTH THIRD FIELD

Surface: Natural Grass
Dimensions: LF - 320
CF - 415
RF - 315

Year Opened: 2002
Capacity: 8,943

Affiliation (Since)	Detroit Tigers (1987)
Distance from Moosic, PA	468 Miles
Manager (Since)	Lloyd McClendon (2021)
Pitching Coach	Doug Bochtler
Hitting Coach	Adam Melhuse
Bench Coach	Tony Cappucilli
President/CEO	Joe Napoli
Media Relations	Matt Melzak
Broadcasters	Jim Weber & Matt Melzak
All-Time Series vs. Scranton/Wilkes-Barre	153-136 (.529)

DID YOU KNOW?

The Mud Hens were once a brief affiliate of the New York Yankees from 1965-1966. However, a few future Yankees appeared for the Mud Hens outside of the short affiliate window including Curtis Granderson and Freddy Garcia. Garcia pitched just one game in 2008 for the Mud Hens, but Granderson played 111 games in 2005 for. Granderson hit .290 with 15 home runs (4th on team) and 65 RBI (2nd on team) en route to a first-place finish (89-55).

2022 HEAD-TO-HEAD:

DATE	LOCATION	TIME
6/21	@ Toledo	7:05 PM
6/22	@ Toledo	7:05 PM
6/23	@ Toledo	7:05 PM
6/24	@ Toledo	7:05 PM
6/25	@ Toledo	7:05 PM
6/26	@ Toledo	4:05 PM

2021 YEAR-IN-REVIEW



2021 RAILRIDERS STATISTICS

2021 RAILRIDERS INDIVIDUAL HITTING:

HITTERS	AVG	G	AB	R	H	2B	3B	HR	RBI	BB	SO	SB	CS	OBP	SLG
Allen, Greg	.326	73	215	49	70	13	1	5	28	26	45	26	2	.442	.465
Alvarez, Armando	.236	106	360	46	85	25	0	10	52	37	70	2	1	.303	.389
Amburgey, Trey	.276	71	257	36	71	23	2	8	52	25	81	1	0	.337	.475
Andujar, Miguel	.333	16	54	13	18	1	0	5	13	7	6	0	0	.397	.630
Brantly, Rob	.289	68	228	35	66	9	1	9	43	20	41	1	0	.379	.456
Brito, Socrates	.251	107	375	57	94	16	2	9	53	32	95	23	3	.315	.376
Burt, Max	.187	36	107	16	20	8	0	1	10	11	33	2	0	.261	.290
Cabrera, Oswaldo	.500	9	30	11	15	2	1	5	11	5	9	1	0	.583	1.13
Chirinos, Robinson	.278	13	36	6	10	1	0	3	6	9	16	0	0	.422	.556
Cuevas, Frederick	.167	8	24	4	4	1	0	1	2	1	4	1	0	.200	.333
Davis, Jonathan	.193	17	57	13	11	2	1	2	8	9	20	4	2	.347	.368
Deegan, Kellin	.233	12	30	3	7	1	0	1	3	2	10	0	0	.281	.367
Dietrich, Derek	.215	36	107	19	23	4	0	5	22	27	46	0	0	.413	.393
Floral, Estevan	.218	78	312	65	68	17	1	13	41	42	112	13	7	.315	.404
Ford, Mike	.083	7	24	3	2	0	0	0	1	3	8	0	0	.207	.083
Gittens, Chris	.301	45	146	37	44	8	0	14	44	36	46	0	0	.440	.644
Holder, Kyle	.216	78	250	23	54	10	1	1	23	24	67	2	2	.295	.276
Illig, Chase	1.000	1	1	0	1	0	0	0	0	0	0	0	0	1.000	1.00
LaMarre, R	.277	60	206	27	57	13	2	6	34	27	62	14	6	.379	.447
Lopez, Jason	.300	3	10	1	3	1	0	1	3	2	5	0	0	.417	.700
McDowell, Max	.227	45	128	26	29	6	0	1	10	20	35	3	1	.381	.297
Milone, Thomas	.285	40	137	19	39	8	1	4	13	11	41	5	2	.347	.445
Park, Hoy	.327	48	171	44	56	9	1	10	29	46	46	8	4	.475	.567
Peraza, O	.286	8	28	5	8	0	0	1	2	2	5	2	1	.323	.393
Perez, Cristian	.220	47	132	20	29	5	0	1	13	14	23	5	0	.304	.280
Pita, Matt	.228	27	79	12	18	2	0	7	15	6	24	2	4	.307	.519
Sands, Donny	.272	42	147	20	40	6	0	8	29	16	32	0	1	.339	.476
Torres, Gleyber	.167	2	6	0	1	0	0	0	0	0	1	0	0	.286	.167
Velazquez, Andrew	.273	77	264	40	72	20	3	7	46	37	87	29	3	.362	.451
Voit, Luke	.344	9	32	8	11	3	0	4	9	3	8	0	0	.417	.813
Wagner, Brandon	.158	57	133	18	21	2	0	4	16	27	67	1	1	.307	.263
Zehner, Zack	.143	12	35	4	5	2	1	0	4	10	15	3	0	.333	.257
Team Totals	.255	127	4121	680	1052	218	18	146	635	537	1160	148	40	.352	.423
Opponent Totals	.229	127	4026	528	920	160	13	108	489	545	1241	122	32	.326	.355

2021 RAILRIDERS INDIVIDUAL PITCHING:

PITCHERS	W	L	ERA	G	GS	SV	IP	H	R	ER	HR	BB	SO	WHIP	AVG
Abreu, Albert	1	0	3.78	10	0	2	16.2	10	7	7	0	11	31	1.26	.169
Barracough, Kyle	4	0	3.21	11	0	0	14.0	5	5	5	2	11	24	1.14	.114
Boyle, Sean	2	0	1.07	6	4	0	25.1	15	3	3	1	4	25	0.75	.170
Bristo, Braden	5	3	4.86	38	1	0	50.0	40	28	27	7	30	61	1.40	.221
Britton, Zach	0	0	27.00	2	1	0	1.1	3	4	4	1	2	1	3.75	.500
Cortes, Nestor	1	1	1.20	5	1	1	15.0	8	2	2	1	1	18	0.60	.160
Gadea, Kevin	0	0	0.00	2	0	0	5.0	1	1	0	0	1	5	0.40	.063
Garcia, Deivi	3	7	6.85	24	22	0	90.2	102	73	69	21	68	97	1.86	.285
Garcia, Luis	1	2	3.63	18	0	11	17.1	16	8	7	2	3	19	1.10	.246
Germán, Domingo	1	0	2.25	2	0	0	4.0	4	1	1	0	2	7	1.50	.267
Gil, Luis	4	0	4.81	13	10	1	48.2	35	26	26	7	32	67	1.38	.202
Goody, Nick	4	3	4.28	28	0	1	33.2	24	18	16	7	11	46	1.04	.198
Green, Nick	3	2	3.95	25	7	0	54.2	47	29	24	3	35	53	1.50	.234
Keller, Brian	2	2	2.77	26	11	0	55.1	43	21	17	3	46	65	1.61	.214
King, Mike	0	1	4.76	3	1	1	5.2	5	3	3	1	0	11	0.88	.227
Kluber, Corey	1	0	9.00	1	0	0	3.0	2	3	3	1	2	4	1.33	.182
Koerner, Brody	3	4	3.39	26	15	0	77.0	75	30	29	8	23	64	1.27	.258
Kriske, Brooks	1	1	3.81	24	0	1	28.1	15	12	12	2	14	41	1.02	.155
Krook, Matt	6	5	3.17	17	14	0	76.2	51	33	27	4	49	88	1.10	.185
Lane, Trevor	4	0	1.99	17	0	1	22.2	20	6	5	1	5	28	1.30	.241
Maciejowski, Josh	0	2	6.50	4	4	0	18.0	24	14	13	3	10	11	1.89	.316
Marinaccio, Ron	1	0	2.36	18	0	2	26.2	18	8	7	2	8	41	0.08	.186
McClain, Reggie	5	2	1.79	36	1	0	55.1	37	12	11	1	26	57	1.14	.193
Montgomery, Mike	1	2	7.56	4	4	0	16.2	19	15	14	2	9	16	1.68	.288
Nelson, Nick	3	4	3.81	29	5	1	52.0	50	31	22	6	29	62	1.52	.250
O'Day, Darren	0	0	0.00	3	0	0	3.0	2	0	0	0	0	6	0.67	.182
Otto Jr., Glenn	1	0	4.35	2	2	0	10.1	14	5	5	0	3	12	1.65	.311
Ridings, Stephen	1	0	2.70	8	0	1	10.0	8	6	3	2	2	12	1.00	.211
Romano, Sal	1	1	3.56	25	0	2	30.1	36	18	12	1	5	25	1.35	.298
Russ, Addison	0	0	8.74	8	0	0	11.1	12	11	11	2	14	13	2.30	.279
Schmidt, Clarke	0	1	2.10	6	5	0	25.2	25	14	6	4	8	32	1.29	.245
Sears, JP	7	0	2.87	10	10	0	53.1	41	19	17	5	11	65	0.98	.215
Semple, Shawn	0	1	16.20	3	2	0	5.0	8	10	9	0	7	1	3.00	.364
Tallion, Jameson	0	0	6.00	1	1	0	3.0	4	2	2	0	0	2	1.33	.308
Wagner, Brandon	0	1	0.00	2	0	0	2.1	2	1	0	0	0	0	0.96	.250
Warren, Adam	4	4	3.59	38	1	2	57.2	55	26	23	5	29	60	1.46	.252
Weissert, Greg	3	1	1.96	28	0	2	36.2	20	11	8	2	22	40	1.15	.156
Wesneski, Hayden	2	1	3.27	3	2	0	11.0	10	4	4	0	5	12	1.36	.244
Wilson, Justin	0	0	0.00	3	0	0	3.0	0	0	0	0	2	2	0.67	.000
Wojciechowski, Asher	0	1	5.68	4	3	1	12.2	14	8	8	1	5	17	1.50	.298
Team Totals	75	52	3.79	127	127	30	1089.0	920	528	458	108	545	1241	1.35	.229
Opponent Totals	52	75	5.26	127	127	29	1076.2	1052	680	629	146	537	1160	1.48	.255

2021 RAILRIDERS STATISTICS

2021 GAME HIGHS & LOWS:

MISCELLANEOUS:

Winning Streak:		8 (6/12 - 6/22)
Losing Streak:		9 (8/28 - 9/5)
Home Winning Streak:		8 (6/6 - 7/7 (G1))
Home Losing Streak:		9 (8/15 - 9/5)
Road Winning Streak:		8 (9/18 - Present)
Road Losing Streak:		3 (7/30 - 8/17)
Winning Margin:		18 (6/27 @ Lehigh Valley)
Losing Margin:		10 (6/10 (G2) @ Buffalo)
Longest Extra-Inning Game:	No Delay	4:31 (8/28 @ Lehigh Valley)
	Delay	N/A
Longest 9-Inning Game:	No Delay	4:09 (5/6 @ Syracuse)*
	Delay	3:08, 4:33 delay (7/17 @ Worcester)
Shortest Game:	9 Innings	2:14 (7/21 vs Rochester)
	7 Innings	1:52 (5/27 vs Buffalo)
Largest Home Crowd:		6,654 (7/9 vs Syracuse)
Smallest Home Crowd:		2,359 (5/12 vs Lehigh Valley)
Largest Road Crowd:		10,100 (6/26 @ Lehigh Valley)
Smallest Road Crowd:		1,010 (5/7 @ Syracuse)

TEAM BATTING:

Most Runs:	Game:	19 (6/27 @ Lehigh Valley)
	Inning:	10 (3 rd Inning, 6/27 @ Lehigh Valley)
Most Hits:	Game:	23 (6/27 @ Lehigh Valley)
	Inning:	7 (3 rd Inning, 6/27 @ Lehigh Valley)
Fewest Hits:	9 Innings:	1 (8/21 @ Worcester)
	7 Innings:	3 (4x, Last: 8/31 (G2) vs Buffalo)
Most Doubles:		7 (6/27 @ Lehigh Valley)
Most Triples:		1 (18x, Last: 9/25 (G2) vs Syracuse)
Most Home Runs:		6 (7/23 vs Rochester)
Most Walks:		11 (2x, Last: 8/15 vs Lehigh Valley)
Most Strikeouts:		18 (8/5 vs Worcester)**
Most Stolen Bases:		7 (6/29 @ Worcester)**
Most Runners LOB:		15 (8/6 vs Worcester)

TEAM PITCHING:

Runs Allowed:	Game:	11 (5/6 @ Syracuse)
	Inning:	6 (2 nd Inning, 8/29 @ Lehigh Valley)
Hits Allowed:	Game:	15 (9/16 @ Lehigh Valley)
	Inning:	5 (4x, Last: 8 th Inning, 9/16 @ Lehigh Valley)
Fewest Hits Allowed:	9 Innings:	0 (7/21 vs Rochester)**
	7 Innings:	0 (8/19 (G2) @ Worcester)**
Most Strikeouts:		17 (9/3 vs Buffalo)
Most Walks:		16 (7/28 @ Syracuse)**
Home Runs Allowed:		4 (7/25 vs Rochester)

TEAM FIELDING:

Most Errors:	SWB:	6 (9/29 @ Rochester)**
	Opponent:	4 (2x, Last: 7/17 @ Worcester)
Most DP's Turned:	SWB:	4 (2x, Last: 8/28 @ Lehigh Valley)
	Opponent:	3 (6x, Last: 9/26 vs. Syracuse)

INDIVIDUAL BATTING:

Most Runs Scored:		4 (3x, Last: Gittens, 6/27 @ Lehigh Valley)
Most Hits:		4 (5x, Last: Allen, Gittens & Park, 6/27 @ Lehigh Valley)
Most Doubles:		3 (Amburgey, 6/27 @ Lehigh Valley)
Most Triples:		1 (18x, Last: Cabrera, 9/25 (G2) vs Syracuse)
Most HR:		2 (5x, Last: Velazquez, 7/23 vs Rochester)
Most RBI:		8 (Gittens, 6/27 @ Lehigh Valley)
Most Walks:		4 (3x, Last: Velazquez, 9/15 @ Lehigh Valley)
Most Stolen Bases:		3 (2x, Last: Velazquez, 8/5 vs Worcester)

INDIVIDUAL PITCHING:

Most Innings	Starter:	7.0 (2x, Last: Boyle, 8/19 (G2) @ Worcester)
	Reliever:	6.2 (Krook, 9/15 @ Lehigh Valley)
Most Strikeouts	Starter:	11 (Krook, 8/8 vs Worcester)
	Reliever:	7 (4x, Last: Krook, 9/15 @ Lehigh Valley)
Most Walks	Starter:	7 (2x, Last: Gil, 6/22 @ Lehigh Valley)
	Reliever:	7 (Krook, 8/13 vs Lehigh Valley)
Most Runs Allowed	Starter:	7 (Koerner, 6/5 vs Lehigh Valley)
	Reliever:	5 (Romano, 6/10 (G2) @ Buffalo)
Most HR Allowed	Starter:	3 (2x, Last: Garcia, 7/31 @ Syracuse)
	Reliever:	2 (2x, Last: Bristo, 9/12 vs Rochester)

*Indicates SWB franchise record

**Indicates tied SWB franchise record

General Information

2022 Field Staff

2022 Railriders

International League

2021 Review

All-Time Roster & Stats

SWB Records

Additional Information

2021 GAME-BY-GAME RESULTS

Game	Date/Opponent	Score	Winning Pitcher	Losing Pitcher	Save	Record	Standings	Attendance	Time
1	5/04 @ Syracuse	L 4-3	Eickhoff (1-0)	Montgomery (0-1)	Smith (1)	0-1	14th/-1.0	2,163	2:30
2	5/05 @ Syracuse	W 7-5	Warren (1-0)	Reyes (0-1)	Kriske (1)	1-1	13rd/-1.0	1,369	2:43
3	5/06 @ Syracuse	W 17-11	Bristo (1-0)	Tarpley (0-1)		2-1	3rd/-1.0	1,986	4:09
4	5/07 @ Syracuse	W 7-3 (6)	Cortes (1-0)	Zamora (0-1)		3-1	11st/+2.0	1,010	3:00
5	5/08 @ Syracuse	W 4-2	McClain (1-0)	Yamamoto (0-1)	L. Garcia (1)	4-1	11st/+1.0	1,656	3:12
6	5/08 @ Syracuse	W 15-10	Bristo (2-0)	Hildenberger (0-1)	Warren (1)	5-1	11st/+1.0	1,896	4:03
7	5/11 vs Lehigh Valley	W 6-0	D. Garcia (1-0)	Rosso (0-1)		6-1	11st/+1.0	2,910	2:51
8	5/12 vs Lehigh Valley	L 3-2	Paulino (1-0)	Goody (0-1)		6-2	11st/+1.0	2,359	3:28
9	5/13 vs Lehigh Valley	W 5-2	McClain (2-0)	Parkinson (0-1)	L. Garcia (2)	7-2	11st/+1.0	2,684	2:50
10	5/14 vs Lehigh Valley	W 6-4	Barracough (1-0)	Sánchez (0-1)	L. Garcia (3)	8-2	11st/+1.0	2,994	3:54
11	5/15 vs Lehigh Valley	L 5-4	Medina (2-0)	Montgomery (0-2)	Feliz (1)	8-3	11st/+1.0	2,953	2:37
12	5/16 vs Lehigh Valley	W 3-1	Kriske (1-0)	Paulino (1-1)	Cortes (1)	9-3	11st/+2.0	2,745	2:26
13	5/18 @ Rochester	W 11-6	Lane (1-0)	Braymer (0-2)		10-3	11st/+1.0	4,527	3:13
14	5/19 @ Rochester	W 3-2	Barracough (2-0)	Bacus (0-1)	L. Garcia (4)	11-3	11st/+2.0	2,122	3:06
15	5/20 @ Rochester	L 5-3	Miller (1-0)	Cortes (1-1)		11-4	11st/+1.0	2,135	3:11
16	5/21 @ Rochester	W 6-3	Montgomery (1-2)	Fuentes (0-2)	L. Garcia (5)	12-4	11st/+1.0	2,999	3:19
17	5/22 @ Rochester	W 9-8	Goody (1-1)	Bacus (0-2)		13-4	11st/+2.0	3,242	4:06
18	5/23 @ Rochester	L 3-1	Braymer (1-2)	Koerner (0-1)	Miller (1)	13-5	11st/+2.0	2,294	2:35
19	5/25 vs Buffalo	L 5-2	Beasley (1-0)	L. Garcia (0-1)	Baker (2)	13-6	11st/+1.0	2,433	3:12
20	5/26 vs Buffalo	W 4-1	Warren (2-0)	Pearson (0-1)	L. Garcia (6)	14-6		2,375	2:57
<i>Suspended in top of the 4th (inclement weather) - Completed on 5/27</i>									
21	5/27 vs Buffalo	W 3-2	Romano (1-0)	Lawrence (0-1)	Goody (1)	15-6	11st/+2.0	2,602	1:52
<i>Postponed (inclement weather) - Rescheduled as part of a doubleheader 8/31</i>									
22	5/29 vs Buffalo	W 3-1	Koerner (1-1)	Allgeyer (1-2)	L. Garcia (7)	16-6	1st/+2.5	2,658	2:55
<i>Postponed (inclement weather) - Rescheduled as part of a doubleheader 9/04</i>									
23	6/01 vs Lehigh Valley	L 5-1	Mitchell (2-0)	Green (0-1)	Hammer (1)	16-7	1st/+2.0	2,716	3:14
24	6/02 vs Lehigh Valley	W 10-2	Abreu (1-0)	Medina (3-2)		17-6	1st/+3.0	2,679	2:50
25	6/03 vs Lehigh Valley	W 5-1	Barracough (3-0)	Moore (0-1)		18-7	1st/+3.0	2,851	3:15
26	6/04 vs Lehigh Valley	L 5-4	Falter (2-0)	D. Garcia (1-1)	Feliz (3)	18-8	1st/+2.0	3,949	3:05
27	6/05 vs Lehigh Valley	L 9-6	Mitchell (3-0)	Koerner (1-2)	Paulino (1)	18-9	1st/+2.0	4,007	2:51
28	6/06 vs Lehigh Valley	W 4-3	McClain (3-0)	Evanko (2-1)	L. Garcia (8)	19-9	1st/+3.0	2,217	2:41
29	6/08 @ Buffalo (TRN)	W 7-5	Bristo (3-0)	Saucedo (2-1)	L. Garcia (9)	20-9	1st/+3.0	2,574	3:32
<i>6/09 @ Buffalo (TRN) Postponed (inclement weather) - Rescheduled as part of a doubleheader 6/10</i>									
30	6/10-1 @ Buffalo (TRN)	W 3-2	Goody (2-1)	Waguespack (1-2)	L. Garcia (10)	21-9			
31	6/10-2 @ Buffalo (TRN)	L 10-0	Pearson (1-2)	D. Garcia (1-2)		21-10	1st/+2.0	2,716	2:36
32	6/12 @ Buffalo (TRN)	L 4-2	Snead (1-0)	Koerner (1-3)	Baker (3)	21-11	1st/+1.0	3,302	3:39
33	6/13-1 @ Buffalo (TRN)	W 6-4 (10)	Goody (3-1)	Harris (0-1)		22-11	1st/+1.0	3,516	3:21
34	6/13-2 @ Buffalo (TRN)	W 8-0	Warren (3-0)	Kay (0-1)		23-11	1st/+1.0	3,431	3:14
35	6/15 vs Syracuse	W 12-6	Barracough (4-0)	Nogosek (0-4)		24-11	1st/+1.0	3,505	3:38
36	6/16 vs Syracuse	W 10-7 (10)	Goody (4-1)	Diáz (0-1)		25-11	1st/+2.0	4,003	4:01
37	6/17 vs Syracuse	W 4-2	Lane (2-0)	Oswalt (1-1)		26-11	1st/+2.0	3,647	3:07
38	6/18 vs Syracuse	W 7-5	Bristo (4-0)	Roney (0-2)	Abreu (1)	27-11	1st/+2.0	5,113	3:30
<i>6/19 vs Syracuse Postponed (inclement weather) - Rescheduled as part of a doubleheader 7/07</i>									
39	6/20 vs Syracuse	W 4-3	L. Garcia (1-1)	Cobb (0-2)		28-11	1st/+1.5	5,076	2:56
40	6/22 @ Lehigh Valley	W 14-5	Bristo (5-0)	Parkinson (0-4)		29-11	1st/+1.5	4,735	3:46
41	6/23 @ Lehigh Valley	L 3-2 (12)	Llovera (2-0)	L. Garcia (1-2)		29-12	1st/+1.5	5,741	3:33
42	6/24 @ Lehigh Valley	W 10-2	Nelson (1-0)	Garcia (0-3)		30-12	1st/+2.5	6,102	3:27
43	6/25 @ Lehigh Valley	L 6-3	Appel (1-0)	D. Garcia (1-3)		30-13	1st/+2.5	9,565	3:05
44	6/26 @ Lehigh Valley	W 10-4	McClain (4-0)	Medina (3-5)		31-13	1st/+3.5	10,100	3:24
45	6/27 @ Lehigh Valley	W 19-1	Koerner (2-3)	Parkinson (0-5)		32-13	1st/+4.5	6,031	3:20
46	6/29 @ Worcester	W 9-7	Gil (1-0)	Walden (2-3)		33-13	1st/+5.5	5,831	3:24
47	6/30 @ Worcester	L 6-2	Espinal (7-1)	Nelson (1-1)		33-14		5,959	3:17
<i>SUSP in top of the 3rd (inclement weather) - Completed on 7/01</i>									
48	7/01 @ Worcester	W 1-0 (5)	Lane (3-0)	Hall (2-1)		34-14	1st/+5.0	5,047	1:56
<i>7/02 @ Worcester PPD (rain) - Rescheduled as part of a doubleheader 7/14</i>									
49	7/03 @ Worcester	L 4-3	Hart (4-4)	Krook (0-1)	Ort (8)	34-15	1st/+4.5	6,187	3:22
50	7/04 @ Worcester	L 5-4	Gossett (5-3)	Wojciechowski (0-1)	Ort (9)	34-16	1st/+3.5	8,536	3:11
51	7/06 vs Syracuse	W 8-3	Gil (2-0)	Szapucki (0-4)		35-16	1st/+3.5	4,157	3:25
52	7/07-1 vs Syracuse	W 3-2	Lane (4-0)	Reyes (0-7)		36-16			2:09
53	7/07-2 vs Syracuse	L 5-0	Banda (1-0)	Keller (0-1)		36-17	1st/+4.0	3,539	2:24
<i>7/08 vs Syracuse Postponed (rain) - Rescheduled as part of a doubleheader 7/10</i>									
54	7/09 vs Syracuse	L 2-1 (10)	Nogosek (1-5)	Romano (1-1)	Roney (1)	36-18	1st/+3.0	6,654	3:09
55	7/10-1 vs Syracuse	L 6-5 (8)	Cobb (1-2)	Warren (3-1)	Windle (1)	36-19			2:51
56	7/10-2 vs Syracuse	W 1-0	Krook (1-1)	Bostick (0-3)	Lane (1)	37-19	1st/+4.0	6,402	1:59
57	7/11 vs Syracuse	L 9-8 (10)	Windle (1-1)	McClain (4-1)		37-20	1st/+3.5	5,064	3:51
58	7/13 @ Worcester	W 5-2	Weissert (1-0)	Hall (2-2)	Ridings (1)	38-20	1st/+4.0	5,810	3:22
59	7/14-1 @ Worcester	W 4-3	D. Garcia (2-3)	Hart (4-5)	Romano (1)	39-20			2:29
60	7/14-2 @ Worcester	L 3-2	Adames (1-0)	Bristo (5-1)		39-21	1st/+3.5	9,291	2:27
61	7/15 @ Worcester	W 11-3	Krook (2-1)	McCarthy (1-2)	Wojciechowski (1)	40-21	1st/+3.5	6,705	3:01
62	7/16 @ Worcester	W 7-2	McClain (5-1)	Gonsalves (3-4)		41-21	1st/+3.5	7,340	3:26
<i>7/17 @ Worcester Suspended (rain) - Resumed on 7/18; Suspended (again) (rain) - Completed on 8/17 (Game 86)</i>									
<i>7/18 @ Worcester Postponed (rain) - Rescheduled as part of a doubleheader 8/19</i>									
63	7/20 vs Rochester	W 7-6 (10)	Weissert (2-0)	Goody (4-3)		42-21	1st/+3.5	4,003	3:08
64	7/21 vs Rochester	W 8-0	Gil (3-0)	Eppler (1-7)		43-21	1st/+3.5	3,828	2:14
65	7/22 vs Rochester	L 9-0	Braymer (2-6)	Krook (2-2)		43-22	1st/+2.5	3,663	2:50
66	7/23 vs Rochester	W 14-5	Otto (1-0)	Tomshaw (0-5)		44-22	1st/+2.5	5,893	3:19
67	7/24 vs Rochester	W 4-1	Koerner (3-3)	Nolin (3-3)		45-22	1st/+2.5	6,420	2:25
68	7/25 vs Rochester	L 7-4	Rogers (5-5)	Nelson (1-2)		45-23	1st/+1.5	4,594	2:56
69	7/27 @ Syracuse	L 10-8	Schugel (1-1)	McClain (5-2)		45-24	1st/+1.0	3,511	3:25
70	7/28 @ Syracuse	W 9-8 (10)	Green (1-1)	Windle (1-3)		46-24	1st/+1.0	4,427	4:07
71	7/29 @ Syracuse	W 3-1	Ridings (1-0)	Hartleib (1-2)		47-24	1st/+1.5	4,672	2:19
72	7/30 @ Syracuse	L 6-0	Reyes (1-8)	Maciejewski (0-1)		47-25	1st/+1.5	5,699	2:50
73	7/31 @ Syracuse	L 5-3	Williams (2-0)	D. Garcia (2-4)		47-26	1st/+1.5	7,162	2:50
<i>8/01 @ Syracuse Canceled (rain) W</i>									

2021 GAME-BY-GAME RESULTS

Game	Date/Opponent	Score	Winning Pitcher	Losing Pitcher	Save	Record	Standings	Attendance	Time
74	8/03 vs Worcester	L 7-2	Crawford (1-1)	Krook (2-3)		47-27	1st/+2.0	4,333	3:33
75	8/04 vs Worcester	W 7-2	Nelson (2-2)	Brennan (0-2)		48-27	1st/+3.0	3,791	3:06
76	8/05 vs Worcester	L 5-3 (11)	Blair (2-0)	Weissert (2-1)		48-28	1st/+2.0	4,110	3:49
77	8/06 vs Worcester	L 4-3 (11)	Adames (2-0)	Wagner (0-1)	Hall (1)	48-29	1st/+2.0	5,548	4:19
78	8/07 vs Worcester	L 2-1	Feltman (1-0)	Warren (3-2)	Kelly (1)	48-30	1st/+1.0	6,572	3:04
79	8/08 vs Worcester	W 4-3	Green (2-1)	Ort (1-2)	Weissert (1)	49-30	1st/+1.0	4,176	2:51
80	8/10 vs Lehigh Valley	L 8-1	Sánchez (3-4)	D. García (2-5)		49-31	1st/+4.5	4,707	3:14
81	8/11 vs Lehigh Valley	L 9-3	Appel (3-2)	Maciejewski (0-2)		49-32	2nd/-1.0	3,129	2:42
82	8/12 vs Lehigh Valley	W 10-3 (8)	Boyle (1-0)	Parkinson (1-8)		50-32	2nd/-1.0	4,136	3:03
83	8/13 vs Lehigh Valley	L 6-4	Leverett (1-0)	Bristo (5-2)	Bedrosian (2)	50-33	2nd/-2.0	6,192	3:16
84	8/14 vs Lehigh Valley	W 6-10	Weissert (3-1)	Bedrosian (1-2)		51-33	2nd/-1.0	6,348	4:02
85	8/15 vs Lehigh Valley	L 5-4	Sánchez (4-4)	Warren (3-3)		51-34	2nd/-2.0	5,236	3:14
86	8/17 @ Worcester	W 7-4	Kluber (1-0)	Schreiber (1-1)		52-34	2nd/-1.5	6,913	3:08
<i>Completion of 7/17 game</i>									
87	8/17 @ Worcester	L 2-0	Valdez (1-0)	Goody (4-5)	Ort (12)	52-35	2nd/-2.0	6,149	2:38
88	8/18 @ Worcester	W 9-1	Keller (1-1)	Hart (4-7)		53-35	2nd/-1.5	6,256	3:22
89	8/19-1 @ Worcester	L 5-3	Brasier (1-0)	Krook (2-4)		53-36			2:24
90	8/19-2 @ Worcester	W 5-0	Boyle (2-0)	Blair (2-1)		54-36	2nd/-0.5	5,902	2:15
91	8/20 @ Worcester	W 14-2	Weissert (1-0)	Crawford (1-3)		55-36	2nd/-0.5	8,331	3:09
92	8/21 @ Worcester	L 2-0	Seabold (1-3)	D. García (2-6)		55-37	2nd/-0.5	7,432	2:35
<i>Cancelled due to Hurricane Henri</i>									
93	8/24 @ Lehigh Valley	W 5-2	Gil (4-0)	Appel (3-4)	Romano (2)	56-37	1st/+7.5	5,705	3:07
94	8/25 @ Lehigh Valley	W 10-3	Warren (4-3)	Parkinson (1-10)		57-37	1st/+1.0	5,945	3:42
95	8/26 @ Lehigh Valley	W 6-0	Krook (3-4)	Perkins (0-1)		58-37	1st/+2.0	5,765	3:16
96	8/27 @ Lehigh Valley	W 11-4	Sears (2-0)	Sánchez (4-6)		59-37	1st/+3.0	7,422	3:46
97	8/28 @ Lehigh Valley	L 9-8 (12)	Ogle (3-3)	Green (2-2)		59-38	1st/+3.0	7,801	4:31
98	8/29 @ Lehigh Valley	L 10-5	Ross (1-0)	Nelson (2-3)		59-39	1st/+2.0	6,020	3:22
99	8/31-1 vs Buffalo	L 5-1	Francis (8-4)	King (1-0)		59-40			2:18
100	8/31-2 vs Buffalo	L 3-0	Cole (1-0)	Keller (1-2)	Harris (7)	59-41	1st/+5.0	4,216	2:08
<i>Cancelled (rain)</i>									
101	9/02 vs Buffalo	L 5-3	Logue (7-3)	Krook (3-5)	Barnes (1)	59-42	2nd/-1.0	3,357	3:17
102	9/03 vs Buffalo	L 1-0	Merryweather (1-0)	Bristo (5-3)	Thornton (1)	59-43	2nd/-2.0	5,064	2:43
103	9/04-1 vs Buffalo	L 8-4	Hatch (2-5)	Koerner (3-4)		59-44			2:53
104	9/04-2 vs Buffalo	L 6-2	Waguespack (7-2)	D. García (2-7)		59-45	2nd/-4.0	4,702	2:20
105	9/05 vs Buffalo	L 9-6 (11)	Thornton (1-0)	Goody (4-6)	Harris (8)	59-46	t2nd/-5.0	4,008	4:17
106	9/07 vs Rochester	W 4-1	Krook (4-5)	Wells (0-3)	King (1)	60-46	t2nd/-5.0	3,111	2:37
<i>Postponed (rain): Rescheduled as part of a doubleheader 9/09</i>									
107	9/09-1 vs Rochester	W 5-1	Sears (3-0)	Reyes (4-4)		61-46			1:56
108	9/09-2 vs Rochester	W 11-3	Keller (2-2)	Sharp (4-4)		62-46	2nd/-5.0	2,726	2:23
109	9/10 vs Rochester	W 3-1	D. García (3-7)	Cavalli (0-3)	Warren (2)	63-46	2nd/-5.0	4,755	2:45
110	9/11 vs Rochester	W 11-9	Nelson (3-3)	Lee (0-1)	Weissert (2)	64-46	2nd/-4.0	4,374	3:34
111	9/12 vs Rochester	L 8-7	Rainey (1-0)	Kriske (1-1)	Bonnell (1)	64-47	2nd/-4.0	4,003	3:08
112	9/14 @ Lehigh Valley	W 4-2	Sears (4-0)	Eastman (0-1)	Marinaccio (1)	65-47	2nd/-4.0	5,061	3:01
113	9/15 @ Lehigh Valley	W 6-2	Krook (5-5)	Hendrickson (0-1)		66-47	2nd/-4.0	5,788	3:17
<i>Suspended in the bottom of the 2nd (rain); Completed on 9/18</i>									
114	9/16 @ Lehigh Valley	L 9-5	Singer (3-1)	Nelson (3-4)		66-48	2nd/-4.5	5,284	3:37
115	9/17 @ Lehigh Valley	L 10-8	Hernandez (3-2)	Semple (0-1)		66-49	2nd/-4.5	5,435	3:34
116	9/18 @ Lehigh Valley	W 4-1	Germán (1-0)	Appel (3-5)	Nelson (1)	67-49	2nd/-3.0	8,004	2:25
117	9/19 @ Lehigh Valley	W 5-1	Sears (5-0)	Singer (3-2)		68-49	2nd/-3.0	6,995	3:00

End of 2021 Regular Season

2021 Triple-A Final Stretch

Game	Date/Opponent	Score	Winning Pitcher	Losing Pitcher	Save	Record	Standings	Attendance	Time
118	9/22 vs Syracuse	W 5-3	Wesneski (1-0)	Yamamoto (0-2)		69-49	2nd/-2.5	3,503	3:10
<i>Suspended in the top of the 5th (lights); Completed on 9/24</i>									
<i>Postponed (rain): Rescheduled as part of a doubleheader 9/25</i>									
119	9/24 vs Syracuse	L 7-3	Oller (4-1)	Schmidt (0-1)		69-50	2nd/-3.5	4,290	2:26
120	9/25-1 vs Syracuse	W 4-0	Sears (6-0)	Gsellman (1-1)		70-50			2:03
121	9/25-2 vs Syracuse	L 6-3	Orze (1-0)	Warren (4-4)	Hackmeier (5)	70-51	2nd/-4.0	4,737	2:29
122	9/26 vs Syracuse	L 5-1	Eickhoff (9-2)	Wesneski (1-1)		70-52	2nd/-5.0	3,741	3:03
123	9/29 @ Rochester	W 10-6	Krook (6-5)	Cavalli (1-5)		71-52	2nd/-5.0	4,316	3:53
124	9/30 @ Rochester	W 6-4	Marinaccio (1-0)	Klobosits (1-2)		72-52	2nd/-5.0	2,723	2:56
125	10/01 @ Rochester	W 10-3	Sears (7-0)	Fuentes (0-5)		73-52	2nd/-5.0	4,291	2:56
126	10/02 @ Rochester	W 5-2	Wesneski (2-1)	Rodriguez (2-1)	Marinaccio (2)	74-52	2nd/-5.0	4,757	2:46
127	10/03 @ Rochester	W 4-0 (6)	Green (3-2)	Tetraulot (0-1)		75-52	2nd/-4.5	2,036	1:52

End of 2021 Season

2021 RAILRIDERS MONTH-BY-MONTH:

	W-L	ERR	AVG/OBP/SLG	HR
MAY	16-6	3.90	.246/.362/.434	31
JUNE	17-8	4.07	.281/.386/.466	33
JULY	15-12	4.03	.251/.346/.421	30
AUG.	11-15	3.66	.236/.321/.374	22
SEPT.	13-11	3.65	.259/.347/.420	27
OCT.	3-0	1.88	.277/.340/.447	3
TOTAL	75-52	3.79	.255/.352/.423	146

2021 TRANSACTION LOG

MAY TRANSACTIONS (42)

DATE	PLAYER	ACTION
May 2		Scranton/Wilkes-Barre Break Camp roster announced
May 4	Luke Voit	Commences MLB rehab assignment with Triple-A Scranton/Wilkes-Barre
	RHP David Sosebee	Placed on the 60-day Injured List
	RHP Asher Wojciechowski	Placed on the 7-day Injured List
May 5	RHP Albert Abreu	Recalled by the New York Yankees
May 7	INF Miguel Andujar	Recalled by the New York Yankees
	RHP Albert Abreu	Optioned to Triple-A Scranton/Wilkes-Barre (Yet to report)
May 9	INF Miguel Andujar	Optioned to Triple-A Scranton/Wilkes-Barre (Yet to report)
May 11	INF Luke Voit	Returned to New York Yankees from Rehab assignment
May 13	OF Zack Zehner	Transferred from Double-A Somerset Patriots
	INF Cristian Perez	Transferred from High-A Hudson Valley Renegades
	INF Miguel Andujar	Recalled by the New York Yankees
	OF Trey Amburgey	Placed on the 7-day injured list, retroactive to 5/12
May 14	INF Kyle Holder	Placed on the 7-day injured list, retroactive to 5/13
	OF Estevan Florial	Transferred from Double-A Somerset Patriots
	C Max McDowell	Transferred to Double-A Somerset Patriots
May 16	OF Ryan LaMarre	Signed to an MLB contract and recalled by the New York Yankees
May 17	RHP Albert Abreu	Recalled by the New York Yankees
	OF Greg Allen	Placed on the 7-day Injured List, retroactive to 5/16
May 18	RHP Albert Abreu	Optioned to Triple-A Scranton/Wilkes-Barre (Yet to report)
	OF Thomas Milone	Transferred from Double-A Somerset Patriots
	INF Hoy Park	Transferred from Double-A Somerset Patriots
	INF Brandon Wagner	Transferred from Double-A Somerset Patriots
	INF Chris Gittens	Placed on the Temporally Inactive List
May 21	RHP Sal Romano	Signed by the Yankees and assigned to Triple-A Scranton/Wilkes-Barre
May 25	INF Chris Gittens	Activated from the Temporally Inactive List
	LHP Trevor Lane	Placed on the Temporally Inactive List
	C Robinson Chirinos	Placed on the Temporally Inactive List
	C Kellin Deglan	Placed on the Temporally Inactive List
	C Max McDowell	Transferred from Double-A Somerset Patriots
May 27	OF Estevan Florial	Recalled by the New York Yankees
	RHP Albert Abreu	Recalled by the New York Yankees
	OF Trey Amburgey	Activated from the 7-day injured list
	RHP Nick Nelson	Recalled by the New York Yankees as the "27th man" for doubleheader
May 28	OF Estevan Florial	Optioned to Triple-A Scranton/Wilkes-Barre
	RHP Nick Nelson	Returned to Triple-A Scranton/Wilkes-Barre
	RHP Albert Abreu	Optioned to Triple-A Scranton/Wilkes-Barre (Yet to report)
May 29	RHP Albert Abreu	Recalled by the New York Yankees
	RHP Deivi Garcia	Recalled by the New York Yankees
May 30	RHP Albert Abreu	Optioned to Triple-A Scranton/Wilkes-Barre (Yet to report)
	RHP Deivi Garcia	Optioned to Triple-A Scranton/Wilkes-Barre (Yet to report)
	LHP Nestor Cortes	Signed to an MLB contract and recalled by the New York Yankees
	RHP Nick Nelson	Recalled by the New York Yankees

JUNE TRANSACTIONS (43 / 85)

DATE	PLAYER	ACTION
June 1	LHP Mike Montgomery	Released from contract by New York Yankees
June 2	INF Mike Ford	Optioned to Triple-A Scranton/Wilkes-Barre (Yet to report)
	RHP Brooks Kriske	Recalled by the New York Yankees
June 4	OF Greg Allen	Activated from the 7-day injured list
June 5	RHP Nick Nelson	Optioned to Triple-A Scranton/Wilkes-Barre
	OF Zack Zehner	Transferred to Double-A Somerset Patriots
	INF Cristian Perez	Transferred to Double-A Somerset Patriots
	C Chase Illig	Transferred from Double-A Somerset Patriots
	INF Chris Gittens	Signed to an MLB contract and recalled by the New York Yankees
	C Rob Brantly	Placed on the 7-day injured list
June 8	LHP Zack Britton	MLB Rehab assignment transferred from Double-A Somerset Patriots
	OF Ryan LaMarre	Commences MLB Rehab assignment with Triple-A Scranton/Wilkes-Barre
	C Robinson Chirinos	Activated from the Temporally Inactive List
	C Kellin Deglan	Activated from the Temporally Inactive List
	LHP Trevor Lane	Activated from the Temporally Inactive List
June 9	C Chase Illig	Transferred to Double-A Somerset Patriots
June 12	LHP Zack Britton	Completed MLB rehab assignment and reinstated from 60-day IL
	INF Mike Ford	Designated for assignment by the New York Yankees
	RHP Brooks Kriske	Optioned to Triple-A Scranton/Wilkes-Barre
	C Rob Brantly	Activated from the 7-day injured list
June 13	INF Luke Voit	Begins MLB rehab assignment with Triple-A Scranton/Wilkes-Barre
June 15	INF Luke Voit	MLB rehab assignment transferred to Double-A Somerset Patriots
	RHP Luis Gil	Transferred from Double-A Somerset Patriots
	RHP Greg Weissert	Transferred from Double-A Somerset Patriots
	LHP Matt Krook	Transferred from Double-A Somerset Patriots

RHP Nick Green	Transferred to Double-A Somerset Patriots
RHP Addison Russ	Transferred to Double-A Somerset Patriots
OF Ryan LaMarre	Completed MLB rehab assignment and outrighted to Triple-A SWB
OF Thomas Milone	Transferred to Double-A Somerset Patriots
RHP Kyle Barradough	Released from minor league contract by New York Yankees
OF Ryan LaMarre	Reports to Triple-A Scranton/Wilkes-Barre
C Robinson Chirinos	Placed on the Temporary Inactive List
INF Chris Gittens	Optioned to Triple-A Scranton/Wilkes-Barre (Yet to report)
LHP Justin Wilson	Commences MLB rehab assignment with Triple-A Scranton/Wilkes-Barre
RHP Darren O'Day	Commences MLB rehab assignment with Triple-A Scranton/Wilkes-Barre
INF Chris Gittens	Reports to Triple-A Scranton/Wilkes-Barre
INF Kyle Holder	Activated from the 7-day Injured List
RHP Asher Wojciechowski	Activated from the 7-day Injured List
RHP Brooks Kriske	Optioned to Triple-A Scranton/Wilkes-Barre
RHP Darren O'Day	Completed MLB rehab assignment and reinstated from 10-day IL
C Robinson Chirinos	Activated from the Temporary Inactive List
RHP Albert Abreu	Optioned to Triple-A Scranton/Wilkes-Barre (Yet to report)
LHP Justin Wilson	Completed MLB rehab assignment and reinstated from 10-day IL

JULY TRANSACTIONS (46 / 131)

DATE	PLAYER	ACTION
July 2	INF Chris Gittens	Placed on the 7-day Injured List
July 4	C Robinson Chirinos	Released from minor league contract by New York Yankees
	INF Derek Diorch	Released from minor league contract by New York Yankees
	RHP Nick Goody	Released from minor league contract by New York Yankees
July 5	INF/OF Tyler Wade	Optioned to Triple-A Scranton/Wilkes-Barre (Yet to report)
July 6	INF/OF Tyler Wade	Reports to Triple-A Scranton/Wilkes-Barre
	RHP Albert Abreu	Reports to Triple-A Scranton/Wilkes-Barre
	RHP Luis Garcia	Released from minor league contract by New York Yankees
	RHP Stephen Ridings	Transferred from Double-A Somerset Patriots
	RHP Nick Nelson	Recalled by the New York Yankees
July 8	INF/OF Tyler Wade	Recalled by the New York Yankees
July 10	RHP Albert Abreu	Recalled by the New York Yankees
	RHP Brooks Kriske	Recalled by the New York Yankees
July 13	RHP Glenn Otto	Transferred from Double-A Somerset Patriots
	INF Chris Gittens	Activated from the 7-day Injured List
July 15	OF Trey Amburgey	Signed to a MLB contract and selected to the Yankees 26-man roster
July 16	INF Chris Gittens	Recalled by the New York Yankees
	C Rob Brantly	Signed to a MLB contract and selected to the Yankees 26-man roster
	INF Hoy Park	Signed to a MLB contract and selected to the Yankees 26-man roster
	OF Greg Allen	Selected to the 26-man roster by the New York Yankees
	OF Thomas Milone	Transferred from Double-A Somerset Patriots
	INF Cristian Perez	Transferred from Double-A Somerset Patriots
	INF/OF Matt Pita	Transferred from Double-A Somerset Patriots
	C Donny Sands	Transferred from Double-A Somerset Patriots
July 18	OF Ryan LaMarre	Selected to the 26-man roster by the New York Yankees
July 20	OF Estevan Florial	Recalled by the New York Yankees
	OF Frederick Cuevas	Transferred from High-A Hudson Valley Renegades
	RHP Nick Green	Transferred from Double-A Somerset Patriots
July 21	RHP Asher Wojciechowski	Signed to a MLB contract and selected to the Yankees 26-man roster
	INF Hoy Park	Outrighted off the Yankees 26-man roster and reports to Triple-A Scranton/Wilkes-Barre
July 22	RHP Sal Romano	Signed to a MLB contract and selected to the Yankees 26-man roster
	RHP Brooks Kriske	Optioned to Triple-A Scranton/Wilkes-Barre (Yet to report)
July 23	LHP Trevor Lane	Placed on the 7-day injured list
	RHP Nick Nelson	Optioned to Triple-A Scranton/Wilkes-Barre (Yet to report)
	RHP Brooks Kriske	Reports to Triple-A Scranton/Wilkes-Barre
July 24	RHP Nick Nelson	Reports to Triple-A Scranton/Wilkes-Barre
July 26	INF Hoy Park	Traded to the Pittsburgh Pirates
	C Rob Brantly	Returned to Triple-A SWB from New York Yankees
July 27	OF Estevan Florial	Optioned to Triple-A Scranton/Wilkes-Barre (Yet to report)
	RHP Albert Abreu	Optioned to Triple-A Scranton/Wilkes-Barre (Yet to report)
July 28	OF Estevan Florial	Recalled by the New York Yankees
	RHP Albert Abreu	Recalled by the New York Yankees
July 29	RHP Glenn Otto	Traded to the Texas Rangers
July 30	OF Estevan Florial	Optioned to Triple-A Scranton/Wilkes-Barre (Yet to report)
	RHP Albert Abreu	Optioned to Triple-A Scranton/Wilkes-Barre (Yet to report)
	LHP Josh Maciejewski	Transferred from High-A Hudson Valley Renegades

AUGUST TRANSACTIONS (81 / 212)

DATE	PLAYER	ACTION
July 2	INF Chris Gittens	Placed on the 7-day Injured List
August 1	RHP Albert Abreu	Recalled by the New York Yankees
August 2	OF Matt Pita	Placed on the 7-day Injured List, retroactive to 8/1
	OF Ryan LaMarre	Outrighted to Triple-A Scranton/Wilkes-Barre (Yet to report)

2021 TRANSACTION LOG

August 3	LHP Josh Maciejewski OF Estevan Florial LHP JP Sears C Kellin Deglan RHP Luis Gil	Transferred to High-A Hudson Valley Reports to Triple-A Scranton/Wilkes-Barre Transferred to Triple-A Scranton/Wilkes-Barre Traded to Toronto Blue Jays Signed to a MLB contract and selected as a replacement player Commences MLB rehab assignment with Triple-A Scranton/Wilkes-Barre
	INF Luke Voit	Signed to a MLB contract and selected as a replacement player
	RHP Stephen Ridings	Signed to a MLB contract and selected to the Yankees 26-man roster
	RHP Brody Koerner	Returned to Triple-A Scranton/Wilkes-Barre
August 4	RHP Luis Gil	Returned to Triple-A Scranton/Wilkes-Barre
August 5	OF Greg Allen OF Ryan LaMarre OF Frederick Cueva RHP Kevin Gadea LHP Josh Maciejewski C Rob Brantly	Reports to Triple-A Scranton/Wilkes-Barre Transferred to Double-A Somerset Patriots Transferred from Double-A Somerset Patriots Transferred from High-A Hudson Valley Renegades Recalled by the Yankees as a replacement player
August 7	RHP Sean Boyle RHP Nick Nelson C Jason Lopez	Transferred from High-A Hudson Valley Renegades Recalled by the New York Yankees Transferred from Double-A Somerset Patriots
August 8	OF Matt Pita RHP Nick Nelson INF Luke Voit RHP Luis Gil	Activated from the 7-day Injured List Optioned to Triple-A Scranton/Wilkes-Barre Returned to New York Yankees from rehab assignment Signed to Triple-A Scranton/Wilkes-Barre
August 9	INF Andrew Velazquez	Returned to a MLB contract and selected to the Yankees 26-man roster
	RHP Nick Nelson	Recalled by the New York Yankees
August 10	INF Max Burt RHP Ron Marinaccio OF Thomas Milone RHP Kevin Gadea OF Trey Amburgey	Transferred from Double-A Somerset Patriots Transferred from Double-A Somerset Patriots Transferred to Double-A Somerset Patriots Transferred to Double-A Somerset Patriots Commences MLB rehab assignment with Triple-A Scranton/Wilkes-Barre
August 11	RHP Brooks Kriake RHP Clarke Schmidt	Recalled by the New York Yankees as a replacement player Optioned to Triple-A Scranton/Wilkes-Barre
August 12	OF Estevan Florial	Recalled by the Yankees as the "27th man" for Field of Dreams Game
August 13	RHP Luis Severino	MLB rehab assignment transferred from Double-A Somerset
	INF Chris Gittens	Optioned to Triple-A Scranton/Wilkes-Barre (Yet to report)
August 14	OF Estevan Florial RHP Kevin Gadea RHP Sal Romano	Returned by the Yankees to Triple-A Scranton/Wilkes-Barre Transferred from Double-A Somerset Patriots Signed to a minor league contract by the Yankees and assigned to Triple-A Scranton/Wilkes-Barre
August 15	RHP Luis Severino RHP Kevin Gadea	Returned from MLB rehab assignment Transferred to Double-A Somerset Patriots
August 16	RHP Brooks Kriake C Rob Brantly RHP Stephen Ridings	Returned by the Yankees to Triple-A Scranton/Wilkes-Barre Returned by the Yankees to Triple-A Scranton/Wilkes-Barre (Yet to report)
August 17	RHP Corey Kluber	MLB rehab assignment transferred from Double-A Somerset
	RHP Nick Goody	Signed to a minor league contract by the Yankees and assigned to Triple-A Scranton/Wilkes-Barre
	INF Miguel Andújar	Commences MLB Rehab Assignment with Triple-A Scranton/Wilkes-Barre
	RHP Luis Gil	Recalled by the Yankees as the "27th man" for a doubleheader
August 18	RHP Luis Gil	Returned by the Yankees to Triple-A Scranton/Wilkes-Barre
	C Jason Lopez	Transferred to Double-A Somerset Patriots
	OF Trey Amburgey	Returned from MLB rehab assignment at returned to Triple-A Scranton/Wilkes-Barre
	OF Jonathan Davis RHP Nick Nelson	Optioned to Triple-A Scranton/Wilkes-Barre (Yet to report) Optioned to Triple-A Scranton/Wilkes-Barre (Yet to report)
August 19	RHP Nick Nelson	Reports to Triple-A Scranton/Wilkes-Barre
August 20	OF Jonathan Davis RHP Stephen Ridings RHP Luis Gil INF/OF Matt Pita LHP Josh Maciejewski RHP Brody Koerner	Reports to Triple-A Scranton/Wilkes-Barre Reports to Triple-A Scranton/Wilkes-Barre Reports to Triple-A Scranton/Wilkes-Barre Transferred to Double-A Somerset Patriots Transferred to High-A Hudson Valley Renegades Optioned to Triple-A Scranton/Wilkes-Barre (Yet to report)
August 21	OF Estevan Florial	Recalled by the New York Yankees
August 22	OF Estevan Florial	Optioned to Triple-A Scranton/Wilkes-Barre (Yet to report)
August 23	INF/OF Miguel Andújar	Returned from his rehab assignment and transferred to the 60-day IL
	OF Jonathan Davis RHP Brody Koerner OF Estevan Florial	Recalled by the New York Yankees Reports to Triple-A Scranton/Wilkes-Barre Reports to Triple-A Scranton/Wilkes-Barre
August 24	INF Chris Gittens RHP Stephen Ridings INF/OF Matt Pita RHP Sean Boyle RHP Corey Kluber	Placed on the 7-day Injured List (retroactive to 8/21) Placed on the 7-day Injured List (retroactive to 8/22) Transferred from Double-A Somerset Patriots Transferred to Double-A Somerset Patriots MLB rehab assignment transferred to Double-A Somerset Patriots
August 25	OF Jonathan Davis	Optioned to Triple-A Scranton/Wilkes-Barre (Yet to report)

August 26	RHP Brody Koerner	Outrighted off the 40-man roster and assigned to Triple-A Scranton/Wilkes-Barre
	OF Jonathan Davis RHP Albert Abreu	Reports to Triple-A Scranton/Wilkes-Barre Optioned to Triple-A Scranton/Wilkes-Barre (Yet to report)
August 30	C Chase Illig RHP Michael King Scranton/Wilkes-Barre INF Gleyber Torres	Transferred from Double-A Somerset Patriots Commences MLB rehab assignment with Triple-A Scranton/Wilkes-Barre
August 31	C Chase Illig RHP Michael King Scranton/Wilkes-Barre INF Gleyber Torres	MLB rehab assignment transferred to Triple-A Scranton/Wilkes-Barre

SEPTEMBER TRANSACTIONS (47 / 259)

DATE	PLAYER	ACTION
September 1	RHP Brooks Kriake OF Estevan Florial	Recalled by the New York Yankees Recalled by the New York Yankees
September 3	INF Gleyber Torres OF Estevan Florial	Returned from MLB rehab assignment to the Yankees Optioned to Triple-A Scranton/Wilkes-Barre (Yet to report)
September 4	RHP Albert Abreu OF Estevan Florial RHP Reggie McClain RHP Albert Abreu	Reports to Triple-A Scranton/Wilkes-Barre Reports to Triple-A Scranton/Wilkes-Barre Recalled by the New York Yankees
September 5	INF Chris Gittens	Activated from the 7-day injured list
September 7	RHP Luis Gil	Recalled by the New York Yankees
September 9	RHP Brooks Kriake RHP Sal Romano	Optioned to Triple-A Scranton/Wilkes-Barre Selected to the Yankees 26-man roster
September 10	OF Jonathan Davis RHP Shawn Sample RHP Michael King	Designated for assignment by the New York Yankees Transferred from Double-A Somerset Patriots Returned to New York Yankees from MLB rehab assignment
September 11	OF Jonathan Davis	Outrighted to Triple-A Scranton/Wilkes-Barre
September 12	RHP Clarke Schmidt INF Andrew Velazquez	Recalled by the New York Yankees Optioned to Triple-A Scranton/Wilkes-Barre (Yet to report)
September 13	RHP Clarke Schmidt	Optioned to Triple-A Scranton/Wilkes-Barre (Yet to report)
September 14	INF Andrew Velazquez RHP Clarke Schmidt RHP Brooks Kriake RHP Domingo Germán	Reports to Triple-A Scranton/Wilkes-Barre Reports to Triple-A Scranton/Wilkes-Barre Designated for assignment by the Yankees Commences MLB rehab assignment with Triple-A Scranton/Wilkes-Barre
September 15	RHP Brian Keller	Placed on the 7-day injured list
September 17	RHP Clarke Schmidt	Recalled by the New York Yankees
September 18	RHP Sean Boyle	Transferred from Double-A Somerset Patriots
September 19	RHP Luis Gil	Optioned to Triple-A Scranton/Wilkes-Barre (Yet to report)
	OF Estevan Florial INF Miguel Andújar	Recalled by the New York Yankees Commences MLB rehab assignment with Triple-A Scranton/Wilkes-Barre
September 21	RHP Luis Gil RHP Clarke Schmidt INF Oswaldo Cabrera INF Oswaldo Peraza RHP Hayden Wesneski C Chase Illig INF Cristian Perez INF/OF Matt Pita	Reports to Triple-A Scranton/Wilkes-Barre Reports to Triple-A Scranton/Wilkes-Barre Transferred from Double-A Somerset Patriots Transferred from Double-A Somerset Patriots Transferred from Double-A Somerset Patriots Transferred to Double-A Somerset Patriots Transferred to Double-A Somerset Patriots Transferred to Double-A Somerset Patriots
September 22	RHP Domingo Germán RHP Jameson Taillon	Returned to Yankees from MLB rehab assignment Commences MLB rehab assignment with Triple-A Scranton/Wilkes-Barre
	OF Estevan Florial RHP Deivi García	Optioned to Triple-A Scranton/Wilkes-Barre Placed on the 7-day injured list
September 29	RHP Albert Abreu RHP Jameson Taillon C Donny Sands INF Armando Alvarez C Chase Illig	Optioned to Triple-A Scranton/Wilkes-Barre Returned to Yankees from MLB rehab assignment Placed on the 7-day injured list Placed on the 7-day injured list Transferred from Double-A Somerset Patriots
September 30	RHP Albert Abreu	Recalled by the New York Yankees

OCTOBER TRANSACTIONS (8 / 267)

DATE	PLAYER	ACTION
September 30	RHP Albert Abreu	Recalled by the New York Yankees
October 2	RHP Brian Keller RHP Deivi García INF Andrew Velazquez RHP Shawn Sample RHP Albert Abreu	Activated from the 7-day injured list Activated from the 7-day injured list Recalled by the New York Yankees Transferred to Double-A Somerset Patriots Optioned to Triple-A Scranton/Wilkes-Barre
October 3	RHP Brody Koerner RHP Luis Gil	Contract selected by the New York Yankees Recalled by the New York Yankees

ALL-TIME ROSTER, HITTING & PITCHING STATISTICS



ALL-TIME SWB ROSTER

== A ==				Josh Bell	13	Billy Burns	19	Dave Coggin	00-01,03-04
Kyle Abbott	92-93	Frank Bellino	90	Pat Burrell	99-00	Phil Coke	08	16	
Paul Abbott	04	Rigo Beltran	01	Max Burt	21	Lou Collier	04		
Albert Abreu	21	Esteban Beltre	96	Darren Burton	97-00	A.J. Cole	18		
Andury Acevedo	15	Gary Bennett	95-96, 98, 00	Essex Burton	96	Pat Combs	89,91-95		
Domingo Acevedo	17, 19	Joel Bennett	98-99	Jared Burton	15	Vicente Conde	15, 18		
Alfredo Aceves	08-10, 14	Mike Benjamin	96	Paul Bush	09	Clay Condey	04-06		
Dustin Ackley	15	Rob Bergeron	06	Rob Butler	95-97	Dennis Cook	01		
David Adams	13	Adam Bernero	06	Marlon Byrd	02-05	Garrett Cooper	17		
Chance Adams	17-19	Doug Bernier	09, 11-12	Paul Byrd	00-01	Reegie Corona	09-10, 13		
Lane Adams	16	Angel Berroa	09			Nestor Cortes	16-19, 21		
Terry Adams	05	Quintin Berry	18	== C ==					
Jim Adduci	89-90	Dellin Betances	11-13	Cesar Cabral	13-14	Chris Coste	05-06		
Sal Agostinelli	90-91	Wilson Betemit	08	Jose Cabrera	03	Caleb Cotham	13-15		
Darrel Akerfelds	91	Daniel Bies	19	Melky Cabrera	08	Neal Cotts	16		
Jonathan Albaladejo	08-10	Steve Bieser	93-95	Oswaldo Cabrera	21	Danny Coulombe	19		
Gary Alexander	91-92	Bruce Billings	14	Bruce Caldwell	18	Dan Cox	08		
Greg Allen	21	Greg Bird	15, 17-18	Daniel Camarena	16-19	Danny Cox	91		
Ronnie Allen	93	Ron Blazier	96-97	Ryan Cameron	06	J.B. Cox	08-09		
Zolio Almonte	13-14	Jeremy Bleich	14	Juan Camillo	03	Carlos Crawford	96		
Armando Alvarez	19, 21	Richard Bleier	16	Vicente Campos	16	Rashad Crawford	18		
Clemente Alvarez	99-00	Brennan Boesch	13	Sil Campusano	91	Hector Crespo	13		
Daral Alvarez	19	Devyn Bolasky	17-18	Andy Cannizaro	07	Jim Crowell	02-04, 06		
Manny Amador	97	Ryan Bollinger	18	Russ Canzler	14	Jose Cruz Jr.	07		
Ruben Amaro	92-93, 96	Rod Bolton	99	Nick Capra	92	Cito Culver	5-17		
Trey Amburgey	19, 21	Chris Booker	06	Chris Capuano	15	Jeremy Cummings	06		
Larry Andersen	94	Kevin Bootay	89	Buddy Carlyle	11	Federick Cuevas	21		
Marlon Anderson	98, 00	Chris Bootcheck	13	Don Carman	94	Colin Curtis	09-10, 12		
Miguel Andujar	17, 21	Toby Borland	92-95, 98	Amalio Carreno	91	Matt Cusick	10		
Carmen Angelini	14	Rick Bottalico	94, 98	Omar Carrizales	19	Jack Cust	12		
Doug Angeli	97-98	Eric Boudreaux	89-90	Cody Carroll	18				
Dean Anna	14	Michael Bouch	06	Matt Carson	08	== D ==			
Matt Antonelli	12	Brent Bowers	97	Andy Carter	93-95	Jeff D'Amico	02		
Wilkins Arias	11	Shane Bowers	00, 04	Michael Carter	99	Matt Daley	13-14		
Cory Arbiso	09	Jason Boyd	00-01	Will Carter	19	Darren Daulton	91		
Francisco Arcia	14, 19	Sean Boyle	21	Steve Carver	98-99	Kyle Davies	15		
Cody Asche	18	Andrew Brackman	11	Kevin Cash	09	Allen Davis	05-06		
Andy Ashby	91-92	Pat Brady	92-94	Uriel Casilla	02-03	Ike Davis	16		
Tyler Austin	15-18	Ryan Brannan	98	John Castellano	04-05	Jonathan Davis	21		
Abiatel Avelino	17-18	Cliff Brantley	91-93	Ali Castillo	15	Walter Dawkins	98		
Bruce Aven	02	Jeff Brantley	00	Braulio Castillo	91-92	Yurendell de Caster	09		
John Axford	07	Rob Brantly	21	Wilkin Castillo	17-18	Kellin Deglan	19		
Bob Ayrault	91-93	Russell Branyan	12	Bernie Castro	08	Jose DeJesus	90		
Luis Ayala	11	Billy Brewer	97-99	Kelvin Castro	11	Joel De La Cruz	14-15		
== B ==				Colten Brewer	17	Starlin Castro	17		
		Dan Brewer	11	Jake Cave	15-17	Randall Delgado	19		
Mike Bacsik	05	Brad Brink	89,92-93	Blas Cedenio	01-02	Sam Demel	13		
Andrew Bailey	15	Eude Brito	05-06	Juan Cedenio	12-13	Jose De Paula	15		
Matt Bailie	01	Socrates Brito	21	Francisco Cervelli	09, 11-12, 14	Kellin Deglan	21		
Ryan J. Baker	12-13	Chris Britton	07-08	Luis Cessa	16-18	Jim Desahies	95		
Scott Bakum	96	Zack Britton	21	Joba Chamberlain	07, 13	Matt DeSalvo	07		
Jay Baller	91-92	Chris Brock	01	Wes Chamberlain	91-92	Cesar Diaz	18		
Manny Banuelos	11-14	EJ Brophy	95	Carlos Chantres	05	Francisco Diaz	16-18		
Johnny Barbato	15-17	Rex Brothers	19	Darrin Chapin	92	Jonathan Diaz	16-17		
Kevin Barker	04	Ben Broussard	08	Travis Chapman	02-03	Mario Diaz	96		
Jake Barrett	19	Jim Brower	07	Angel Chavez	06-07	Chris Dickerson	11-12		
Kyle Barraclough	21	Jason Brown	08	Raul Chavez	07	Philip Diehl	18		
Tommy Barrett	89	Mark Brownson	00	Bruce Chen	01	Derek Dietrich	21		
Daniel Barrios	18	Braden Bristo	21	Robinson Chirinos	01	Gordon Dillard	89		
Manny Barrios	00	Duff Brumley	96	Ja-Man Choi	17	Robert Dodd	96, 98-00		
Tony Barron	97-98	Brian Bruney	07-09	Justin Christian	07-08, 10	Andy Dominique	01		
Chris Basak	07-08	Eric Bruntlett	10	Mckay Christensen	03	Blake Doolan	96		
Fletcher Bates	01	Mark Budzinski	04-05	Matt Cimo	89	Bruce Dostal	92-93		
Kim Batiste	91-92, 95	Jason Bulger	12	Anthony Claggett	07, 09	David Doster	96-98, 00,02		
Howard Battle	96	Kirk Bullinger	00	Preston Claiborne	12-14	Brandon Drury	18		
T.J. Beam	07	Eric Bullock	89	Danny Clay	89	Brian DuBois	94-95		
Colter Bean	07	Rich Buonanotony	90	Roger Clemens	07	Rob Ducey	01		
Kevin Bearse	91	Danny Burawa	14-15	Tyler Clippard	07	Ryan Dull	19		
Andrew Beattie	07	John Burgos	91	JD Closser	08	Eric Duncan	07-09		
Matt Beech	96-97	Erick Burke	05, 07	Tyler Cloyd	16	Shelley Duncan	07-09		
Heath Bell	14	Gary Burnham	06	Robert Coello	14	Brandon Duckworth	01,03		

ALL-TIME SWB ROSTER

Grant Duff.....09-10	== G ==	Cole Hamels.....06	== J ==
Taylor Dugas.....14-15	Robert Gaddy.....93-95	Jimmy Hamilton.....02	Austin Jackson.....07, 09
Michael Dunn.....09	Kevin Gadea.....21	Robby Hammock.....10	Ken Jackson.....89
Mike Dunne.....94	Giovanny Gallegos.....15-18	Josh Hancock.....03-04	Steven Jackson.....07-09
Erubiel Durazo.....07	Jonathan Galvez.....15	Buzz Hannahan.....04-05	Russ Jacobson.....04
Lenny Dykstra.....94	Ben Gamel.....15-16	J.A. Happ.....06	Thomas Jaquez.....99-01
	Jesus Garces.....91	Mike Hartley.....92	Jason Jaramillo.....06
== E ==	Adonis Garcia.....13-14	Joe Harvey.....18-19	Greg Jefferies.....96
Adam Eaton.....99	Deivi Garcia.....19, 21	Brendan Harris.....13	Dan Jennings.....19
Edgmer Escalona.....14	Freddy Garcia.....11	Ryan Hawblitzel.....97	Derek Jeter.....13
Tom Edens.....89	Luis Gracia.....21	David Hayden.....95	Jason Jimenez.....04
Rocky Elli.....91	Brett Gardner.....07-09, 12	Charlie Hayes.....89	Barry Johnson.....99-00
Donnie Elliott.....96	Cole Garner.....12	Von Hayes.....91	Cody Johnson.....13
Robert Ellis.....04-05	Kevin Garner.....94	Kyle Haynes.....15-16	Dan Johnson.....13
Jacoby Ellsbury.....17	Shawn Garrett.....06	Kelly Heath.....90	Jason Johnson.....09
Kevin Elster.....95	Taylor Garrison.....13	Slade Heathcott.....15-16	Jason Jones.....08
Edwin Encarnacion.....19	Geoff Geary.....01-05	Chaz Hebert.....15	Ron Jones.....90-91
Dietrich Enns.....16-17	Domingo German.....17-19, 21	Bronson Heflin.....96-98	Tyler Jones.....17
Cody Eppley.....12-13	Justin Germano.....06	Dan Held.....96, 98	Kevin Jordan.....94-95, 97
Raynel Espinal.....18-19	Brett Gerritse.....14	Ben Heller.....16-17, 19	Ricardo Jordan.....96
Bobby Estalella.....96-99	Jason Giambi.....07	Sean Henn.....07-08	Ricky Jordon.....90, 92
Johnny Estrada.....01-02	John Gibbons.....90	Jairo Heredia.....13-14	Corban Joseph.....12-14
Thairo Estrada.....18-19	Dan Giese.....03-06, 08	David Hernandez.....19	Jeff Juden.....94-95
	Phil Geisler.....94-95	Fernando Hernandez.....11	Aaron Judge.....15-16, 19
== F ==	Jose Gil.....1-14	Michel Hernandez.....04	Erik Junge.....02-04, 07
Chris Farley.....07	Luis Gil.....21	Runelvys Hernandez.....07	Mike Juhl.....95
Jeff Farnham.....13	Shawn Gilbert.....94-95	Yoel Hernandez.....03-06	Janson Junk.....19
Danny Farquhar.....12, 19	Chris Gittens.....21	David Herndon.....13-14	
Sean Fesh.....98-00, 05	Greg Golson.....10-11	Ronald Herrera.....16-17	== K ==
J.P. Feyereisen.....17-19	Wayne Gomes.....97, 00, 03	Craig Heyer.....12	Tommy Kahnle.....18
Cole Figueroa.....15	Anyeolo Gomez.....17-18	Aaron Hicks.....17-19	Ryan Karp.....95-97
Nelson Figueroa.....12	Alberto Gonzalez.....07-08, 13	Kyle Higashioka.....15-19	Jeff Karstens.....07-08
John Finn.....99	Edwar Gonzalez.....10	Cary Hills.....02	Matt Kata.....05
Jared Fernandez.....05	Gio Gonzalez.....19	Eric Hill.....95	Gosuke Katoh.....19
Jose Fernandez.....93	Jose Gonzalez.....92	Rich Hill.....14	Kurt Keene.....04
Cole Figueroa.....15	Nick Goody.....15-16, 21	A.J. Hinch.....04-05	Brian Keller.....19, 21
Nelson Figueroa.....00-01, 12	Brian Gordon.....11, 14	Jason Hirsh.....09-10	Shawn Kelley.....14
Tony Fiore.....97-99	Terrance Gore.....19	Brian Hitchcox.....03-04	Conner Kendrick.....15
Dan Fiorito.....13-16	Reid Gorecki.....10	Kevin Hodge.....05	Ian Kennedy.....07-09
David Fisher.....96	Mike Grace.....95, 98-99	Jonathan Holder.....15-19	Logan Kensinger.....11
Billy Fleming.....17-19	Tim Gradoville.....05-06	Kyle Holder.....21	Jason Kershner.....01
Ryan Fleming.....05-06	Joe Grahe.....99-00	Rick Holielfield.....94-95	Brennan King.....06
Darrin Fletcher.....91	Rob Grable.....95	Matt Holliday.....17	Keith Kimberlin.....94
Paul Fletcher.....92-95	J.R. Graham.....16-17	Dave Hollins.....91, 94, 02-03	Cesar King.....00
Jose Flores.....96-99	Curtis Granderson.....10, 13	Craig Holman.....96-98	Michael King.....18-19, 21
Ramon Flores.....14-15	Juan Graterol.....15	Mario Holmann.....07	Mike Kinkade.....07
Randy Flores.....11	Didi Gregorius.....19	Mark Holzemer.....00	Corey Kluber.....21
Estevean Florial.....21	Chad Green.....16-17, 19	Alan Horne.....08	Chris Knabenshue.....90-91
Gavin Floyd.....04-06	Nick Green.....08	Tyler Houston.....03	Jason Knupper.....01-03
Jordan Foley.....15	Nick Green.....21	Ryan Howard.....04-05	Brian Koelling.....95
P.J. Forbes.....00-02	Tyler Green.....92-94, 97, 99	Ken Howell.....91	Brody Koerner.....18-19, 21
Casey Fossum.....09	Shane Greene.....14	Rex Hudler.....97	George Kontos.....09-11
Curt Ford.....90	Tommy Greene.....90, 92, 94, 96	David Huff.....13	Ben Kozlowski.....07
Mike Ford.....17-19, 21	Cody Grice.....13	Larry Huff.....99	Pete Kozma.....16
Tim Fortugno.....97	Jason Grimsley.....90-91	Chad Huffman.....10	Erik Kratz.....18-19
Kevin Foster.....93	Nate Grindell.....05	Phil Hughes.....07-09, 13	Brooks Kriske.....21
Dustin Fowler.....17	Jeff Grotewold.....91-92	Brian L. Hunter.....01	Josh Kroeger.....06
Eric Fox.....97	Matt Grott.....96	Rich Hunter.....96	Zach Kroenke.....09
David Francia.....00-03	Creighton Gubanich 01 (playoffs)	Drew Hutchison.....19	Matt Krook.....21
Juan Francia.....07	Orlando Guevara.....06	Ryan Hutchison.....04	John Kruk.....94
Martitre Franco.....05	Matt Guillano.....99	Lee Hyde.....12	Austin Krum.....11
Caleb Frare.....17-18	Jason Gurka.....17	Mickey Hyde.....93	Ray Kruml.....11-12
Clint Frazier.....16-19	Freddy Guzman.....09	Greg Kubes.....03-04	Chris Kunda.....08
Lou Frazier.....99		== I ==	
Marvin Freeman.....90	== H ==	Walter Ibarra.....13	
Steve Frey.....95-96	Eric Hacker.....07, 09	Ryota Igarashi.....12	== L ==
Ernesto Frieri.....17	Talley Haines.....06	Kei Igawa.....07-11	Aaron Laffey.....11
Todd Frohworth.....89-90	David Hale.....18-19	Chase Illig.....21	Brady Lail.....15-19
Kosuke Fukudome.....12	Bo Hall.....08	Blaise Ilsley.....95-96	Brandon Laird.....10-12
	Shaefter Hall.....11	Kennedy Infante.....90	Ryan LaMarre.....21
	Drew Hall.....93	Jeff Innis.....95	Mike Lamb.....11

ALL-TIME SWB ROSTER

Jason Lane.....08	Cameron Maybin.....19	== N ==	Tomas Perez.....00
Trevor Lane.....19, 21	L.J. Mazzilli.....18	Xavier Nady.....09	Yorkis Perez.....98
Ryan Lavarney.....19	Brian Mazzone.....06	Jeff Natale.....10	Pat Perry.....91
Tim Lavigne.....07	Zach McAllister.....09-10	Rey Navarro.....18	Robert Person.....02
Tommy Layne.....17	Ryan McBroom.....18-19	Thomas Neal.....13	Vinnie Pestano.....16
Jalal Leach.....00	Reggie McClain.....21	Nick Nelson.....19, 21	Brian Peterson.....09
Seung-Hak Lee.....03-06	Sam McConnell.....02	David Newhan.....00	Jace Peterson.....18
Greg Legg.....89-94	Dan McCutchen.....08	Doug Nickle.....01-02	Gregorio Petit.....15
Carlos Leon.....05-06	Darnell McDonald.....12	Tom Nieto.....89-90	Andy Pettitte.....12
Chris Leroux.....14	Max McDowell.....21	Wil Nieves.....07	David Phelps.....10-12
Jesse Lewis.....03	Chuck McElroy.....89-90	Jayson Nix.....12	Andy Phillips.....07
Fred Lewis.....13-14	Billy McKinney.....17-18	Rico Noel.....15	Heath Phillips.....08
Ryan Lidge.....19	Billy McMillon.....97-99	Hector Nosi.....10-11	J.R. Phillips.....96
Mike Lieberthal.....92-95, 06	Rusty McNamara.....01	Dickie Noles.....90	Kirk Pierce.....98
Brent Lillibridge.....13	Fred McNair.....95-96	Nick Noonan.....15	P.J. Plittiere.....09-11
Adam Lind.....18	Louie Meadows.....90-91	Jamie Norheimer.....97	Branden Pinder.....14-16
Jim Lindeman.....91-92	Neil Medchill.....13	Tim Norton.....10-11	Michael Pineda.....13-15
Jacob Lindgren.....15	Anthony Medrano.....05	Ivan Nova.....09-11, 13, 15	Jose Pirela.....13-15
Doug Lindsey.....92-93	Mark Melancon.....08-10	Zach Nuding.....13-14	Matt Pita.....21
Matt Lipka.....19	Jose Melendez.....95	Tom Nuneviller.....94	Erik Platenberg.....97
Felipe Lira.....01	Jon Meloan.....12	Edwardo Nunez.....09	Grant Plumley.....07
Pedro Liriano.....05	Carlos Mendoza.....09	Eduardo Nunez.....10, 12	Placido Polanco.....04
Pat Listach.....98	Hector Mercado.....02-03	Franklin Nunez.....02	Cliff Polite.....00
Jonathan Loaisiga.....19	Melky Mesa.....12-13	Luis Nunez.....08-09, 11	Sidney Ponson.....08
Ron Lockett.....94	Jason Michaels.....01-02	Vidal Nuno.....12-13	Justin Pope.....07
Carlton Loewer.....97-98	Doug Mientkiewicz.....07	Ryan Nye.....96-99	Ryan Pope.....11, 13
Boone Logan.....10	Thomas Milone.....21		Greg Porter.....08
Jaron Long.....15	Adan Millan.....97-99	== O ==	John Posey.....89
Tony Longmire.....91, 93	Adam Miller.....12	Michael O'Connor.....12	Brian Powell.....03-04
Brian Looney.....99	Andrew Miller.....15	Darren O'Day.....21	Todd Pratt.....92-93
Aquilino Lopez.....05	Brad Miller.....19	Ross Ohlendorf.....07-08	Luke Pridhoda.....09
Jason Lopez.....21	Keith Miller.....89-90	Jim Olander.....89	Tom Prince.....99
Andrew Lorraine.....01	Jim Miller.....13-14	Omar Olivares.....95	Mark Prior.....11
Torey Lovullo.....99	Joe Millette.....92-93	Tyler Olson.....16	Chris Pritchett.....00
Lou Lucca.....99	Kevin Millwood.....11	Randy O'Neal.....89	Scott Proctor.....11
Spike Lundberg.....04	Michael Mims.....96-97	Steve Ontiveros.....89, 91	Cesar Puello.....16
Tyler Lyons.....19	Travis Minix.....05-06	Kevin Orie.....01	Ken Pumphrey.....02-03
	Damon Minor.....03	Eddie Oropesa.....01	Nick Punto.....01-03
== M ==	Juan Miranda.....08-10	Kaleb Ort.....19	
Anderson Machado.....04	Bryan Mitchell.....14-17	Ramon Ortiz.....12	== Q ==
Josh Maciejewski.....19, 21	D.J. Mitchell.....10-12	Russ Ortiz.....09	Paul Quantrill.....94
Garry Maddox II.....03	Larry Mitchell.....96	Ricky Otero.....96-97	Tom Quinlan.....94
Mike Maddux.....89	Sergio Mitre.....09-10	Glenn Otto.....21	Rafael Quirico.....96
Alex Madrid.....89-90	Jason Moler.....94	Pablo Ozuna.....04	
Ryan Madson.....03	Gustavo Molina.....11-12		== R ==
Calvin Maduro.....97-98	Jose Molina.....09	== P ==	Edwar Ramirez.....07-09
Wendell Magee.....96-99, 03	Jordan Montgomery.....16-17, 19	Jorge Padilla.....04-05	Jose Ramirez.....13-15
Kevin Mahoney.....13	Mark Montgomery.....13-16	Vicente Padilla.....01, 04-05	Peter Ramos.....06
John Maine.....12	Mike Montgomery.....21	Al Pardo.....89	Cody Ransom.....08-09
Chris Malec.....09	Steve Montgomery.....99	Chan-Ho Park.....10	Clay Rapada.....13
Chuck Malone.....90-91	Chad Moeller.....08, 10	Hoy Park.....21	Darrell Rasner.....07-08
Anthony Manahan.....95-96	Jesus Montero.....10-11	Chris Parmelee.....16	Floyd Rayford.....89-91
Charlie Manning.....07	Charlie Montoyo.....94-95	Jordan Parraz.....11	Tim Redding.....10
Joe Mantiply.....17, 19	Brad Moore.....89-90	Steve Parris.....92-93	Joe Redfield.....89
Jeff Manto.....93	Mickey Morandini.....90-91	Corey Patterson.....13	Rob Refsnyder.....14-17
Ron Marinaccio.....21	Diego Moreno.....14-16	Jeff Patterson.....92-94	Jeff Reed.....01
Tom Marsh.....92-95	Logan Morrison.....19	Scott Patterson.....07-08	Kevin Reese.....07
Brett Marshall.....13	Dustin Moseley.....10	Mark Payton.....16-18	Brian Reeves.....18
Damaso Marte.....09	Lyle Mouton.....03	James Pazos.....15-16	James Reith.....02
Chris Martin.....15	Yadil Mujica.....12	Steve Pearce.....12	Desi Relaford.....96-97
John Martin.....89	Terry Mulholland.....90	Julio Pegoero.....91-92	Chuck Ricci.....94-95
Fernando Martinez.....13	Connor Mullee.....15-16	Jose Pena.....17	Stephen Ridings.....21
Manny Martinez.....96	Bobby Munoz.....94-96	Ramiro Pena.....09, 11-12	Antoan Richardson.....14
Jeff Marquez.....08	Glenn Murray.....96	Lance Pendleton.....10-11	Wendell Rijo.....19
Addison Maruszak.....11, 13	Matt Murray.....96	Cliff Pennington.....19	Royce Ring.....10
John Marzano.....94	John Ryan Murphy.....13-14	Oswaldo Peraza.....21	Wally Ritchie.....89-92
Greg Mathews.....92	Luke Murlon.....13	Cristian Perez.....21	Ben Rivera.....92-94
Scott Mathieson.....06	Ronnie Mustelier.....12-14	Franklin Perez.....04-05	Rene Rivera.....10
Nick Mattioni.....06	Brett Myers.....02	Josue Perez.....03	Joe Roa.....02
Tim Mauser.....90-93	Jimmy Myers.....99	Kelvin Perez.....12-13	J.P. Roberge.....01-04
Jason Maxwell.....11	Aaron Myette.....03	Oliver Perez.....18	David Robertson.....08-09, 12

General Information

2022 Field Staff

2022 Railriders

International League

2021 Review

All-Time Roster & Stats

SWB Records

Additional Information

ALL-TIME SWB ROSTER

Mike Robertson.....	97	J.P. Sears.....	21	Ruben Tejada.....	17	David West.....	95-96
Shane Robinson.....	18	Bob Sebra.....	89	Fausto Tejero.....	00	Zelous Wheeler.....	14
Richie Robnett.....	09	Kevin Sefcik.....	95-97, 03	Amaury Telemaco.....	00-05	Kevin Whelan.....	09-12
Alex Rodriguez.....	11,13	Scott Service.....	89-90	Kanekoa Teixeira.....	11	Matt White.....	06
Eddy Rodriguez.....	15-17	Rob Segedin.....	14-15	Marcus Thames.....	10	Steven White.....	07-08
Eladio Rodriguez.....	08	Zach Segovia.....	10	Evan Thomas.....	98, 00-02	Matt Whiteside.....	98
John Rodriguez.....	09	Shawn Semple.....	19, 21	Justin Thomas.....	12	Chase Whitley.....	12-15
Victor Rodriguez.....	92-93	Luis Severino.....	15-16, 19	Kevin Thompson.....	07	Scott Wiegandt.....	92,94-96
Wilking Rodriguez.....	15	Ben Shaffar.....	06	Joe Thurston.....	06	Cary Williams.....	92-94
Esmil Rogers.....	15	Steve Sharts.....	89-90	Terry Tiffee.....	11	Jeff Williams.....	09
Josh Rogers.....	18	Justus Sheffield.....	18	Jess Todd.....	11	Mason Williams.....	15-17
Chris Rojas.....	05	Mike Shelton.....	89	David Tokheim.....	95-96	Mike Williams.....	92-95
Sal Romano.....	21	Chasen Shreve.....	15-17	Brett Thorne.....	09	Mitch Williams.....	96
Scott Rolen.....	96	Anthony Shumaker.....	99	Gleyber Torres.....	17-18, 21	Shad Williams.....	99
Kyle Roller.....	14-15	Carlos Silva.....	11	Ronald Torreyes.....	18	Scott Williamson.....	07
Jimmy Rollins.....	99-00	Brian Simmons.....	03	Jose Toussen.....	14	Bobby Wilson.....	13
Josh Romanski.....	13	Mark Sims.....	91-92	Josh Towers.....	09	Gary Wilson.....	91
Deibinson Romero.....	16	Andrew Sisco.....	11	Billy Traber.....	08	Justin Wilson.....	21
J.C. Romero.....	11	Steve Sisco.....	01	Chad Tracy.....	10	David Winfree.....	10
Austin Romine.....	11-15	Jay Sitzman.....	02 (playoffs)	Matt Tracy.....	12-15	Darrin Winston.....	97-98
Marc Ronan.....	99	Scott Sizemore.....	14	Mark Tranberg.....	95	Dewayne Wise.....	12
Francisco Rondon.....	12-14	Joe Slusarski.....	94	Gary Tremblay.....	91	Asher Wojciechowski.....	21
Adonis Rosa.....	17-19	Bud Smith.....	02, 04	Keith Troutman.....	96, 98	Randy Wolf.....	98-99, 01
Ed Rosado.....	92	Caleb Smith.....	15, 17	Marc Trugwell.....	06	Steve Woodard.....	02
Jose Rosario.....	15-16	Greg Smith.....	11	Nik Turley.....	13-14	Kenny Woods.....	00-02
Victor Rosario.....	89-90	Mark Smith.....	04			Eric Wooten.....	15
Trevor Rosenthal.....	19	Matt Smith.....	06	== U ==			
Aaron Royster.....	00-01	Mike Smith.....	05	Giovanny Urshela.....	18-19	Eric Wordekemper.....	09-11
Scott Ruffcorn.....	97	Chris Snusz.....	98	Chase Utley.....	02-04	Matt Wotherspoon.....	16-17
Bruce Ruffin.....	89,91	Justin Snyder.....	10			Chase Wright.....	07-08
Carlos Ruiz.....	05-06	Clint Sodowsky.....	01	== V ==			
Randy Ruiz.....	13	Donovan Solano.....	16-17	Raul Valdes.....	11	Rick Wrona.....	96
Nick Rumbelow.....	14-17	Yangervis Solarte.....	14	Jerry Valdez.....	01	== Y ==	
Jim Rushford.....	04-06	Layne Somsen.....	16	Jose Valdez.....	09	Ed Yarnall.....	04
Addison Russ.....	21	Rafael Soriano.....	11	Breyvic Valera.....	19	Kirby Yates.....	16
Kevin Russo.....	09-12	Juan Sosa.....	03, 06	Eric Valent.....	01-02	Chris Young.....	14
Eric Ruth.....	14-17	David Sosebee.....	18-19	John Van Benschoten.....	10	== Z ==	
Mark Rutherford.....	00	Josh Spence.....	13	Cesar Vargas.....	15		
Mark Ryal.....	89	Dennis Springer.....	95	Jim Vatcher.....	90, 95	Mike Zagurski.....	13
Brendan Ryan.....	15	Steve Stanicek.....	89-90	Jorge Vazquez.....	10-11	Victor Zambrano.....	08
Ken Ryan.....	97-99	Giancarlo Stanton.....	19	Andrew Velazquez.....	21	Peter Zamora.....	01-02
Sean Ryan.....	93	Jay Stephens.....	09	Gil Velazquez.....	13	Zack Zehner.....	18-19, 21
== S ==				Ray Stephens.....	92	Pat Venditte.....	12-14
Jeremy Salazar.....	01-03	Garrett Stephenson.....	97-98	Casey Stevenson.....	13	Jose Veras.....	07-08
Ron Salcedo.....	89	Matt Stevens.....	92	Shane Victorino.....	05	Jon Zuber.....	95-99
Brian Sanches.....	04-06	Chris Stewart.....	08-09	Ron Villone.....	07		
Gary Sanchez.....	15-19	Kevin Stocker.....	93-94,96	Luke Voit.....	18-19		
Humberto Sanchez.....	09	Jeff Stone.....	92	Ed Vosberg.....	00-01		
Romulo Sanchez.....	09-10	Graham Stoneburner.....	13-14	== W ==			
Danny Sandoval.....	05-06	Scott Strickland.....	08	Cory Wade.....	11-12		
Donny Sands.....	21	Jamal Strong.....	07	Scott Wade.....	91, 94		
Amaury Sanit.....	09-11	Miguel Sulbaran.....	15	Tyler Wade.....	17-19		
Julio Santana.....	03	Ricky Surum.....	18	Brandon Wagner.....	19, 21		
Jose Santiago.....	02	Pedro Swann.....	06	Matt Walbeck.....	01		
Omir Santos.....	07	Erik Swanson.....	18	Casey Waller.....	91-93		
Bronson Sardinha.....	07	Anthony Swarzak.....	16	Chien-Ming Wang.....	09, 13		
Bobby Scales.....	06	Nick Swisher.....	16	Bryan Ward.....	00		
Bob Scanlan.....	90			Turner Ward.....	01		
Steve Scarsons.....	91-92	== T ==				Adam Warren.....	11-13, 18, 21
Gene Schall.....	93-96, 00-02	Jeff Tabaka.....	89	Dusty Wathan.....	06		
Curt Schilling.....	94,96, 00	Jameson Taillon.....	21	Eric Weaver.....	02		
Clark Schmidt.....	21	Masahiro Tanaka.....	15, 18	Tyler Webb.....	14-17		
Josh Schmidt.....	10-11	Stephen Tarpley.....	18-19	Jon Weber.....	10		
Steve Schrenk.....	99-00	Yoshinori Tateyama.....	13-14	Jeremy Wedel.....	02-03		
Rick Schu.....	91-92	Craig Tatum.....	12	Eric Wedge.....	97		
Chris Schwinden.....	12	Mike Tauchman.....	19	Greg Weissert.....	19 (Playoffs), 21		
Darryl Scott.....	98-99	Reggie Taylor.....	00-01	Mike Welch.....	98-99		
Elio Serrano.....	02	Sam Taylor.....	93,95	Bob Wells.....	93-94		
Ray Seavage.....	91	Mark Teixeira.....	16	Hayden Wesneski.....	21		
Steve Searcy.....	92	Robinson Tejada.....	05	Mickey Weston.....	92		

ALL-TIME SWB HITTING STATISTICS

PLAYER	AVG	G	AB	R	H	2B	3B	HR	RBI	BB	SO	SB	CS
Ackley, Dustin	.471	5	17	4	8	1	0	2	4	1	3	1	0
Adams, David	.268	59	220	28	59	11	2	5	21	29	43	0	0
Adams, Lane	.267	8	30	2	8	1	0	0	3	2	10	0	0
Adduci, Jim	.238	195	604	61	144	20	3	12	70	32	140	4	5
Agostinelli, Sal	.200	85	200	12	40	2	1	0	15	23	24	6	2
Alexander, Gary	.215	199	610	85	131	35	1	29	101	57	136	1	1
Allen, Greg	.326	73	215	49	70	13	1	5	28	26	45	26	2
Almonte, Zolio	.275	173	680	80	187	30	2	24	105	59	152	10	5
Alvarez, Clemente	.179	14	39	4	7	4	0	0	6	3	11	0	0
Alvarez, Armando	.253	172	598	77	151	43	0	16	96	55	109	3	3
Amador, Manny	.343	23	70	12	24	5	0	1	9	6	11	0	0
Amaro, Ruben	.288	171	660	112	190	44	9	12	69	54	79	34	7
Amburgey, Trey	.275	195	727	109	200	54	5	30	114	57	193	7	2
Anderson, Marlon	.306	239	972	161	297	50	22	24	139	67	120	48	22
Andujar, Miguel	.320	74	281	49	90	14	1	14	43	24	39	3	0
Angeli, Doug	.228	120	359	36	82	15	2	3	29	35	89	1	4
Angelini, Carmen	.238	84	265	28	63	12	1	4	28	13	54	1	2
Anna, Dean	.192	36	130	13	25	4	3	1	14	14	20	0	1
Antonelli, Matt	.197	15	61	11	12	1	1	1	4	5	9	0	0
Arcia, Francisco	.254	52	173	17	44	8	0	1	15	8	37	0	0
Asche, Cody	.169	16	59	4	10	1	0	1	6	21	0	0	0
Austin, Tyler	.271	203	735	115	199	55	1	33	122	84	224	13	1
Avelino, Abiatal	.245	94	335	38	82	7	7	5	44	19	71	13	3
Aven, Bruce	.244	59	205	26	50	11	0	8	42	36	35	3	1

PLAYER	AVG	G	AB	R	H	2B	3B	HR	RBI	BB	SO	SB	CS
Baker, Ryan J.	.500	1	2	0	1	1	0	0	2	0	1	0	0
Barker, Kevin	.194	12	36	3	7	1	0	2	4	3	8	0	0
Barrett, Tommy	.278	120	443	65	123	14	6	0	25	51	47	44	13
Barrios, Daniel	.000	3	1	0	0	0	0	0	0	0	0	0	0
Barron, Tony	.298	194	704	111	210	44	5	36	140	66	147	10	8
Basak, Chris	.253	128	454	63	115	28	3	7	49	26	81	19	3
Bates, Fletcher	.000	3	5	0	0	0	0	0	0	0	1	0	0
Batiste, Kim	.273	225	853	94	233	41	13	7	88	20	128	25	18
Battle, Howard	.228	115	391	37	89	24	1	8	44	21	53	3	8
Beattie, Andrew	.206	19	63	8	13	0	0	2	6	9	15	0	0
Bell, Josh	.226	52	177	25	40	8	0	5	21	28	45	0	0
Bellino, Frank	.167	9	18	0	3	0	0	0	2	1	5	0	1
Beltre, Esteban	.133	4	15	1	2	0	0	0	1	0	1	0	0
Benjamin, Mike	.385	4	13	2	5	2	0	0	4	3	0	0	0
Bennett, Gary	.269	276	905	128	243	57	1	30	130	91	130	2	0
Bernier, Doug	.212	232	692	78	145	31	6	0	59	98	198	6	2
Bergeron, Peter	.202	34	104	12	21	7	0	2	9	10	21	10	0
Berroa, Angel	.316	14	57	7	18	4	0	2	13	4	7	0	2
Berry, Quintin	.157	7	13	1	2	1	0	0	0	0	3	0	0
Betemit, Wilson	.333	8	27	5	9	4	0	1	5	6	7	0	0
Bieser, Steve	.266	214	556	82	148	29	7	1	52	40	110	29	13
Bird, Greg	.296	53	199	30	59	11	1	11	35	24	43	0	0
Boesch, Brennan	.200	8	30	6	6	2	0	0	2	7	8	0	0
Bolasky, Devyn	.212	34	104	10	22	1	1	1	10	7	9	1	0
Bootay, Kevin	.132	23	53	3	7	1	0	0	4	7	12	5	2
Bourn, Michael	.283	38	152	34	43	5	7	1	15	20	33	15	1
Bowers,Brent	.255	39	110	15	28	2	0	3	7	8	28	1	1
Brady, Pat	.201	95	264	30	53	11	4	8	29	58	62	1	4
Brantley, Rob	.289	68	228	35	66	9	1	9	43	20	41	1	-
Branyan, Russell	.309	33	110	19	34	5	0	11	39	26	31	0	0
Brewer, Dan	.278	46	151	17	69	9	1	0	9	14	47	8	4
Brophy, El	.200	34	65	7	13	2	0	1	8	8	15	0	0
Broussard, Ben	.276	64	239	44	66	18	1	13	46	18	45	18	45
Brown, Jason	.067	7	15	0	1	0	0	0	0	2	8	0	0
Brito, Socrates	.251	107	375	57	94	16	2	9	53	32	95	23	3
Bruntlett, Eris	.265	70	253	35	67	14	0	9	38	16	59	4	0
Budzinski, Mark	.276	259	977	151	270	55	23	10	94	90	211	25	6
Bullock, Eric	.274	80	281	37	77	10	8	3	40	18	30	16	7
Burnham, Gary	.391	10	46	9	18	5	0	1	8	3	7	0	0
Burns, Billy	.258	93	267	42	69	15	3	2	25	27	41	14	3
Burrell, Pat	.267	50	176	35	47	15	1	5	29	36	44	1	2
Burt, Max	.187	36	107	16	20	8	0	1	10	11	33	2	0
Burton, Darren	.260	319	1085	151	282	71	9	39	167	123	227	21	2
Burton, Essex	.172	16	58	4	10	3	0	0	1	7	16	5	3
Butler, Rob	.279	204	696	93	194	35	12	7	78	45	93	8	13
Byrd, Marlon	.295	179	713	121	210	50	8	20	85	56	120	17	4

PLAYER	AVG	G	AB	R	H	2B	3B	HR	RBI	BB	SO	SB	CS
Cabrera, Oswaldo	.500	9	30	11	15	2	1	5	11	5	9	1	0
Cabrera, Melky	.333	15	57	8	19	2	0	0	5	8	9	1	3
Caldwell, Bruce	.231	48	160	21	37	6	0	6	22	16	49	0	0
Camilo, Juan	.333	5	18	7	6	2	0	0	0	1	3	0	0
Campano, Sil	.262	94	305	44	80	12	1	8	47	23	63	9	6
Cannizzaro, Andy	.295	52	166	27	49	12	0	2	20	21	30	0	1
Canzler, Russ	.263	51	175	25	46	12	2	2	24	20	45	1	0
Capra, Nick	.286	18	56	12	16	3	0	1	3	10	7	3	2
Carrizales, Omar	.167	5	12	0	2	0	0	0	0	3	4	0	0
Carson, Matt	.289	84	305	53	88	10	6	10	38	21	63	10	3

ALL-TIME SWB HITTING STATISTICS

PLAYER	AVG	G	AB	R	H	2B	3B	HR	RBI	BB	SO	SB	CS
Carter, Michael	.161	9	31	2	5	1	1	1	4	0	8	0	1
Carver, Steve	.241	106	311	36	75	20	1	12	42	36	111	2	1
Cash, Kevin	.221	23	68	7	15	1	0	2	9	9	23	0	0
Castillas, Uriel	.355	22	62	8	22	5	0	1	6	7	6	0	0
Castillo, Ali	.367	20	79	7	29	8	0	0	13	4	7	4	3
Castillo, Braulio	.260	121	446	73	116	30	6	13	62	46	103	10	5
Castillo, Wilkin	.220	86	282	23	62	10	1	4	23	13	41	1	1
Castro, Bernie	.266	83	282	44	75	11	0	1	21	30	36	21	9
Castro, Kelvin	.000	2	0	0	0	0	0	0	0	0	0	0	0
Castellano, John	.276	94	312	45	86	17	0	6	45	28	41	5	2
Castro, Starlin	.333	6	24	4	8	0	0	1	2	1	4	0	0
Cave, Jake	.296	162	624	98	185	34	10	20	78	47	168	4	6
Cervelli, Francisco	.246	126	447	52	110	20	2	3	47	43	100	6	2
Chamberlain, Wes	.292	73	271	28	79	13	4	6	46	19	26	13	6
Chapman, Travis	.272	134	478	62	130	36	0	12	82	44	97	2	2
Chavez, Angel	.276	174	640	89	183	48	2	17	94	40	121	12	3
Chavez, Raul	.221	86	290	29	64	14	0	4	31	11	39	1	0
Chirinos, Robinson	.278	13	36	6	10	1	0	3	6	9	16	0	0
Choi, Ji-Man	.288	87	288	42	83	25	1	15	69	39	86	3	1
Christensen, McKay	.238	47	181	26	43	10	1	4	13	14	48	7	2
Christian, Justin	.304	130	503	89	153	25	5	7	65	38	62	41	6
Cimo, Matt	.241	85	216	32	52	7	4	6	22	14	51	3	3
Closser, JD	.248	50	149	17	37	7	0	4	19	23	28	0	1
Collier, Lou	.326	101	387	62	126	26	3	14	66	34	82	14	3
Conde, Vicente	.067	6	15	0	1	0	0	0	1	2	6	0	0
Cooper, Garrett	.000	2	7	0	0	0	0	0	0	0	1	0	0
Corona, Reggie	.227	149	547	59	124	27	5	8	45	45	78	18	1
Coste, Chris	.266	173	653	85	174	34	1	22	103	49	113	4	5
Cox, Daniel	.000	1	1	0	0	0	0	0	0	0	1	0	0
Crawford, Rashad	.333	6	18	5	6	1	1	0	3	1	2	0	0
Crespo, Hector	.111	5	17	2	2	0	0	0	0	1	6	0	0
Cruz Jr., Jose	.274	18	62	12	17	4	0	1	7	9	12	3	0
Cuevas, Frederick	.167	8	24	4	4	1	0	1	2	1	4	1	0
Culver, Cito	.236	135	454	54	107	20	4	13	63	41	137	2	1
Curtis, Colin	.247	207	740	83	183	47	2	12	79	77	139	14	7
Cusick, Matt	.265	29	83	11	22	6	0	0	9	10	7	0	0
Cust, Jack	.249	98	337	63	84	14	1	20	66	81	127	2	0

PLAYER	AVG	G	AB	R	H	2B	3B	HR	RBI	BB	SO	SB	CS
Daulton, Darren	.222	2	9	1	2	0	0	1	1	0	0	0	0
Davis, Ike	.217	26	92	11	20	1	0	5	16	14	32	0	0
Davis, Jonathan	.193	17	57	13	11	2	1	2	8	9	20	4	2
Dawkins, Walter	.269	42	108	15	29	6	0	3	14	9	23	2	1
de Caster, Yurendell	.301	53	186	23	56	12	0	5	21	13	28	3	0
Deglan, Kellin	.204	18	49	6	10	1	0	2	5	4	16	0	0
Diaz, Cesar	.333	2	3	1	1	0	0	0	0	0	1	0	0
Diaz, Francisco	.265	40	113	13	30	4	1	0	13	17	30	0	0
Diaz, Jonathan	.214	129	379	50	81	10	1	3	30	61	77	5	3
Diaz, Mario	.278	46	180	20	50	6	0	3	22	11	9	0	0
Dickerson, Chris	.282	126	478	90	135	34	5	9	41	79	136	35	7
Dietrich, Derek	.215	36	107	19	23	4	0	5	22	27	46	0	0
Dominique, Andy	.170	40	135	16	23	6	0	3	18	12	34	0	0
Dostal, Bruce	.221	71	181	32	40	7	0	1	8	47	40	11	5
Doster, David	.284	604	2340	346	665	147	23	59	368	185	551	58	21
Drury, Brandon	.291	56	199	30	58	13	1	5	30	32	58	3	1
Ducey, Rob	.300	4	20	3	6	1	0	1	5	2	6	0	0
Dugas, Taylor	.308	78	237	24	73	6	2	0	22	30	38	3	4
Duncan, Eric	.228	328	1171	128	267	61	3	26	145	101	263	9	6
Duncan, Shelley	.275	272	993	181	273	62	2	67	222	150	231	10	3
Durazo, Erubiel	.263	29	95	17	25	5	0	3	12	18	19	0	0
Dykstra, Lenny	.286	3	7	1	2	1	1	0	1	1	1	0	0

PLAYER	AVG	G	AB	R	H	2B	3B	HR	RBI	BB	SO	SB	CS
Ellsbury, Jacoby	.375	2	8	1	3	2	0	0	2	0	1	0	0
Elster, Kevin	.294	5	17	2	5	3	0	0	2	2	3	0	0
Encarnacion, Edwin	.125	2	8	2	1	0	0	0	1	0	2	0	0
Estalella, Bobby	.243	320	1097	177	267	72	3	51	184	178	268	7	1
Estrada, Johnny	.281	150	565	62	159	40	0	11	83	31	59	1	0
Estrada, Thairo	.252	68	274	40	69	18	2	8	35	14	58	3	1

PLAYER	AVG	G	AB	R	H	2B	3B	HR	RBI	BB	SO	SB	CS
Farnham, Jeff	.205	14	39	4	8	1	0	0	3	8	9	0	0
Fernandez, Jose	.188	16	32	2	6	1	0	0	1	4	11	0	0
Figueroa, Cole	.292	121	449	45	131	19	1	3	44	44	27	4	4
Finn, John	.218	42	124	18	27	1	0	4	10	15	12	2	0
Fiorito, Dan	.230	25	87	4	20	4	0	0	3	8	17	2	0
Fisher, David	.156	26	64	6	10	1	0	1	3	7	15	1	1
Fleming, Billy	.265	55	189	20	50	10	0	2	22	10	41	1	0
Fleming, Ryan	.231	88	242	27	56	11	3	1	20	20	38	4	6
Fletcher, Darrin	.284	90	306	39	87	13	1	8	50	23	29	1	3
Flores, Jose	.270	259	847	130	229	39	5	7	73	126	149	28	11
Flores, Ramon	.268	136	511	73	137	28	6	14	57	72	88	6	4
Florial, Estevan	.218	78	312	65	68	17	1	13	41	42	112	13	7
Forbes, P.J.	.288	323	1203	175	346	69	4	8	135	100	148	16	3

ALL-TIME SWB HITTING STATISTICS

PLAYER	AVG	G	AB	R	H	2B	3B	HR	RBI	BB	SO	SB	CS
Ford, Curt	.221	56	195	28	43	5	3	5	12	22	39	14	5
Ford, Mike	.256	213	779	129	209	46	0	45	134	104	149	1	1
Fowler, Dustin	.293	70	297	49	87	19	8	13	43	15	63	13	5
Fox, Eric	.285	87	246	39	70	16	3	3	26	19	48	2	3
Francia, David	.234	215	599	65	140	18	4	6	63	48	98	31	14
Francia, Juan	.301	38	136	23	41	5	2	0	16	9	12	7	6
Frazier, Clint	.263	213	811	136	213	55	9	33	96	84	207	14	6
Frazier, Lou	.247	89	308	54	76	16	7	6	32	44	79	21	3
Fukudome, Kosuke	.276	39	127	17	35	5	1	2	16	37	25	1	1

PLAYER	AVG	G	AB	R	H	2B	3B	HR	RBI	BB	SO	SB	CS
Galvez, Jonathan	.237	40	139	17	33	9	0	0	12	16	31	2	2
Gamel, Ben	.304	245	983	157	299	54	19	16	115	89	202	32	13
Garcia, Adonis	.300	136	541	75	160	29	4	12	55	28	72	15	7
Garces, Jesus	.125	3	8	0	1	0	0	0	0	1	0	0	0
Gardner, Brett	.283	145	538	109	152	16	15	4	41	96	121	61	12
Garrett, Shawn	.220	69	245	21	54	12	5	3	26	16	66	1	1
Garner, Kevin	.267	54	187	30	50	12	1	14	39	20	61	0	0
Garner, Cole	.258	64	236	27	61	13	1	6	25	16	75	3	1
Geisler, Phil	.195	74	226	16	44	10	1	1	18	20	61	2	2
Giambi, Jason	.111	4	9	1	1	0	0	1	1	6	2	0	1
Gibbons, John	.223	78	202	29	45	8	2	6	30	33	66	2	0
Gil, Jose	.267	22	60	6	16	2	0	0	4	5	10	0	0
Gilbert, Shawn	.259	277	1083	165	280	59	6	9	94	110	188	36	26
Gittens, Chris	.301	45	146	37	44	8	0	14	44	36	46	0	0
Golson, Greg	.263	221	799	106	210	32	12	18	73	55	209	32	9
Gonzalez, Alberto	.232	208	763	77	177	33	10	6	70	54	112	15	9
Gonzalez, Edwar	.154	4	13	1	2	0	0	0	0	1	5	0	0
Gonzalez, Jose	.171	16	41	10	7	4	0	1	3	7	10	3	1
Gore, Terrance	.164	21	55	8	9	3	1	0	1	12	17	3	0
Gorecki, Reid	.253	78	281	45	71	18	5	3	30	32	67	12	3
Grable, Rob	.229	26	83	7	19	4	0	3	11	7	34	3	0
Gradovalle, Tim	.217	10	23	0	5	0	0	0	4	1	9	0	1
Granderson, Curtis	.333	10	36	2	12	0	0	1	5	3	6	0	0
Graterol, Juan	.200	20	70	8	14	1	0	1	9	1	10	0	0
Green, Nick	.233	112	391	41	91	15	2	12	50	26	102	3	2
Gregorius, Didi	.120	6	25	1	3	0	0	0	1	0	2	0	0
Grice, Cody	.238	23	80	10	19	1	2	2	9	6	29	3	0
Grindell, Nate	.238	60	210	17	50	11	0	1	23	10	29	1	3
Gretewold, Jeff	.262	104	327	41	86	14	6	6	46	32	71	0	2
Guevara, Orlando	.143	3	7	0	1	0	0	0	0	1	4	0	0
Guiliano, Matt	.190	71	216	20	41	15	0	2	24	17	61	3	2
Guzman, Freddy	.286	6	21	7	6	0	1	0	1	5	5	7	0

PLAYER	AVG	G	AB	R	H	2B	3B	HR	RBI	BB	SO	SB	CS
Hammock, Robby	.180	22	61	6	11	2	0	0	4	11	13	0	1
Hannahan, Buzz	.258	176	512	70	132	22	7	1	42	47	130	9	9
Harris, Brendan	.233	22	73	9	17	3	0	1	4	13	12	0	0
Hayden, David	.293	20	41	6	12	1	0	2	3	6	13	0	2
Hayes, Charlie	.407	7	27	4	11	3	1	1	3	0	3	0	0
Hayes, Von	.250	2	8	2	2	1	0	0	0	2	3	0	0
Heath, Kelly	.237	79	232	33	55	7	3	7	32	33	46	3	3
Heathcott, Slade	.257	87	338	39	87	12	4	2	34	23	92	8	6
Held, Dan	.257	123	412	65	106	28	3	15	57	35	102	2	3
Hernandez, Michel	.255	77	231	34	59	9	0	6	31	25	24	0	1
Hicks, Aaron	.379	9	29	8	11	5	1	1	2	4	3	2	0
Higashioka, Kyle	.246	181	647	89	159	37	1	37	120	57	139	2	1
Hinch, A.J.	.257	162	534	51	137	24	3	5	76	46	93	0	0
Hitchcox, Brian	.232	62	181	24	42	11	1	2	7	18	19	3	1
Holder, Kyle	.216	78	250	23	54	10	1	1	23	24	67	2	2
Holifield, Rick	.191	94	278	37	53	7	3	3	24	27	71	21	6
Holliday, Matt	.278	5	18	5	5	0	0	0	1	3	2	0	0
Hollins, Dave	.245	121	384	63	94	14	8	13	57	70	72	5	3
Holmann, Mario	.000	3	3	0	0	0	0	0	0	0	2	0	0
Houston, Tyler	.174	6	23	2	4	1	1	0	0	1	1	0	0
Howard, Ryan	.326	90	331	59	108	29	0	25	83	53	103	0	0
Hudler, Rex	.333	3	9	0	3	0	0	0	0	0	0	0	0
Huff, Larry	.235	9	17	4	4	2	0	0	1	5	2	0	0
Huffman, Chad	.274	104	368	48	101	20	0	10	45	40	81	0	2
Hunter, Brian L.	.111	2	9	1	1	0	0	0	0	1	3	0	0
Hyde, Mickey	.167	2	6	1	1	0	0	0	0	0	1	0	0

PLAYER	AVG	G	AB	R	H	2B	3B	HR	RBI	BB	SO	SB	CS
Ibarra, Walter	.254	38	122	14	31	5	0	2	9	8	42	1	1
Illig, Chase	1.000	1	1	0	1	0	0	0	0	0	0	0	0
Infante, Kennedy	.229	40	131	12	30	4	0	2	10	6	14	0	0

PLAYER	AVG	G	AB	R	H	2B	3B	HR	RBI	BB	SO	SB	CS
Jackson, Austin	.300	133	507	69	152	24	9	4	65	42	125	25	4
Jackson, Ken	.225	59	178	30	40	5	2	2	15	29	41	6	4
Jacobson, Russ	.286	2	7	0	2	1	0	0	1	1	3	0	0
Jaramillo, Jason	.167	2	6	0	1	0	0	0	1	0	1	0	0
Jeffries, Gregg	.118	4	17	1	2	0	1	0	0	1	3	0	0
Jeter, Derek	.222	7	18	4	4	1	0	0	1	5	3	0	0

ALL-TIME SWB HITTING STATISTICS

PLAYER	AVG	G	AB	R	H	2B	3B	HR	RBI	BB	SO	SB	CS
Joseph, Corban	.268	70	235	28	63	12	2	4	28	19	31	0	1
Johnson, Cody	.167	18	54	6	9	2	0	1	4	10	32	0	0
Johnson, Dan	.253	133	459	57	116	26	0	21	69	93	82	1	0
Jones, Ron	.258	92	298	30	77	11	1	7	52	38	38	8	2
Jordan, Kevin	.301	194	754	110	227	53	7	17	119	59	70	5	2
Jordon, Ricky	.276	31	123	9	34	1	0	2	13	6	20	0	0
Joseph, Corban	.256	131	515	80	132	34	2	19	75	74	96	2	1
Judge, Aaron	.248	159	596	91	148	28	1	28	95	79	179	11	2

PLAYER	AVG	G	AB	R	H	2B	3B	HR	RBI	BB	SO	SB	CS
Kata, Matt	.313	24	96	10	30	5	1	0	4	4	14	2	1
Katoh, Gosuke	.279	83	262	45	73	10	0	11	39	42	82	8	4
Keene, Kurt	.250	6	8	2	2	0	0	0	2	1	2	1	0
Kimberlin, Keith	.108	20	37	2	4	1	0	0	1	4	9	0	0
King, Brennan	.261	97	364	40	95	25	2	12	48	20	69	5	0
King, Cesar	.233	43	129	13	30	7	0	2	19	8	25	0	0
Kinkade, Mike	.300	5	20	6	6	1	1	0	3	1	3	2	0
Knabenshue, Chris	.234	146	414	64	97	18	1	18	70	86	120	12	7
Knupper, Jason	.237	278	933	132	221	43	4	3	74	110	212	33	9
Koelling, Brian	.264	16	53	5	14	1	0	0	3	1	14	3	1
Kozma, Pete	.209	130	445	48	93	19	0	2	32	31	91	11	4
Kratz, Erik	.269	63	206	37	60	12	0	11	37	24	52	1	0
Kroeger, Josh	.231	119	441	41	102	26	4	9	41	23	104	6	3
Kruml, Raymond	.225	24	71	6	16	3	0	1	7	4	22	7	2
Kruk, John	.125	4	16	2	2	0	0	1	3	0	3	0	0
Krum, Austin	.246	64	224	33	55	10	2	0	13	26	51	9	4
Kruml, Ray	.150	12	40	3	6	1	0	0	3	6	11	3	1
Kunda, Chris	.333	2	3	0	1	1	0	0	2	1	0	0	0

PLAYER	AVG	G	AB	R	H	2B	3B	HR	RBI	BB	SO	SB	CS
Laird, Brandon	.256	284	1087	118	278	64	2	33	158	55	214	1	0
LaMarre, Ryan	.277	60	206	27	57	13	2	6	34	27	62	14	6
Lamb, Mike	.296	53	203	27	60	13	2	6	26	13	29	0	0
Lane, Jason	.236	97	347	54	82	19	3	16	51	50	70	3	3
Lavarnway, Ryan	.213	35	108	13	23	2	0	3	19	17	26	0	0
Leach, Jalal	.267	65	180	24	48	9	2	4	21	19	34	4	5
Legg, Greg	.268	473	1498	196	402	59	9	9	159	181	173	13	9
Leon, Carlos	.265	34	113	13	30	4	0	0	17	13	14	2	1
Leone, Justin	.178	55	185	17	33	11	0	4	28	21	59	2	0
Levis, Jesse	.279	79	265	26	74	16	0	0	30	18	18	1	0
Lidge, Ryan	.182	3	11	1	2	1	0	0	0	0	5	0	0
Lieberthal, Mike	.258	299	1007	109	260	55	2	14	120	91	92	4	5
Lillibridge, Brent	.273	41	150	24	41	8	1	7	18	13	36	12	2
Lind, Adam	.241	16	58	7	14	4	0	2	7	5	13	0	1
Lindeman, Jim	.290	26	93	12	27	1	2	2	15	12	17	0	0
Linden, Todd	.312	60	237	43	74	17	5	7	42	27	61	5	0
Lindsey, Doug	.197	125	395	37	78	13	1	6	34	42	90	0	2
Lipka, Matt	.281	18	64	7	18	5	0	2	11	8	16	4	1
Listach, Pat	.221	55	204	27	45	5	2	1	12	23	41	14	4
Lockett, Ron	.228	90	267	34	61	10	1	5	18	11	56	6	4
Longmire, Tony	.296	156	558	74	165	39	6	6	76	49	91	16	8
Lopez, Jason	.300	3	10	1	3	1	0	1	3	2	5	0	0
Lucca, Lou	.268	136	533	61	143	33	2	12	70	22	94	4	6
Lovullo, Torey	.279	139	519	90	145	36	3	21	106	78	89	3	4

PLAYER	AVG	G	AB	R	H	2B	3B	HR	RBI	BB	SO	SB	CS
Machado, Anderson	.227	78	295	51	67	12	5	6	26	50	73	11	6
Maddox II, Garry	.214	18	56	4	12	3	0	0	8	1	12	0	1
Magee, Wendell	.281	420	1615	262	454	101	13	65	234	160	329	25	26
Malec, Chris	.226	19	62	8	14	1	0	1	13	6	10	1	0
Mahoney, Kevin	.273	5	11	3	3	1	0	0	2	3	2	0	0
Manahan, Anthony	.267	107	337	39	90	13	1	3	32	30	48	6	1
Manto, Jeff	.289	106	388	62	112	30	1	17	88	55	58	4	1
Marsh, Tom	.279	315	1217	169	339	76	20	39	188	50	174	29	17
Martinez, Fernando	.325	22	83	9	27	7	0	4	18	6	12	1	0
Martinez, Manny	.209	17	67	8	14	1	1	0	5	4	17	3	0
Maruszak, Addison	.251	97	307	43	77	21	1	4	32	32	61	0	1
Marzano, John	.211	88	280	25	59	19	2	1	19	24	32	2	3
Maxwell, Justin	.260	48	177	36	46	8	1	16	35	26	72	11	2
Maybin, Cameron	.462	3	13	4	6	2	0	1	2	1	2	0	0
Mazzilli, J.J.	.243	79	230	28	56	15	0	7	25	22	44	1	2
McBroom, Ryan	.306	213	772	136	236	47	1	37	112	80	206	3	6
McDonald, Darnell	.194	31	108	18	21	1	0	3	7	15	29	1	2
McDowell, Max	.227	45	128	26	29	6	0	1	10	20	35	3	1
McKinney, Billy	.306	111	421	59	112	21	8	23	67	30	105	0	0
McMillon, Billy	.288	235	823	157	237	62	6	33	144	111	162	19	5
McNair, Fred	.240	9	25	1	6	1	0	0	2	3	6	0	0
McNamara, Rusty	.143	5	14	2	2	0	0	1	2	1	1	0	0
Meadows, Louie	.240	121	358	52	86	15	5	8	31	48	76	14	5
Medchill, Neil	.219	11	32	3	7	1	9	1	6	8	10	0	0
Medrano, Anthony	.221	111	367	45	81	15	0	3	45	27	46	6	1
Mendoza, Carlos	.222	3	9	1	2	1	0	0	1	1	3	0	0
Mesa, Melky	.252	117	440	59	111	23	4	22	60	18	115	18	3

ALL-TIME SWB HITTING STATISTICS

PLAYER	AVG	G	AB	R	H	2B	3B	HR	RBI	BB	SO	SB	CS
Michaels, Jason	.262	118	450	61	118	21	3	17	76	42	131	12	6
Mientkiewicz, Doug	.381	5	21	5	8	3	0	1	7	1	2	0	0
Millan, Adan	.148	10	27	5	4	1	0	1	4	7	9	0	0
Miller, Brad	.294	41	136	31	40	9	1	10	29	24	40	1	3
Miller, Keith	.272	281	982	157	267	51	9	24	136	151	188	20	16
Millette, Joe	.242	185	599	51	145	26	3	2	47	34	86	8	6
Milone, Thomas	.285	40	137	19	39	8	1	4	13	11	41	5	2
Minor, Damon	.232	91	328	45	76	17	1	16	65	27	60	1	2
Miranda, Juan	.287	301	1089	166	313	67	3	46	177	143	251	4	1
Moeller, Chad	.232	51	168	14	39	10	0	2	16	11	37	0	0
Moler, Jason	.243	44	144	16	35	9	1	2	16	18	26	2	2
Molina, Gustavo	.221	76	271	16	60	11	0	8	39	11	66	0	0
Molina, Jose	.250	2	4	0	1	1	0	0	1	1	0	0	0
Montero, Jesus	.290	232	873	118	253	52	4	39	142	82	189	0	0
Montoyo, Charlie	.265	206	675	96	179	41	1	12	81	124	106	5	6
Morandini, Mickey	.261	150	548	84	143	28	10	2	40	65	96	18	6
Morrison, Logan	.289	43	152	29	44	11	0	15	37	8	26	0	1
Mouton, Lyle	.290	10	31	3	9	2	0	0	4	6	8	1	0
Mujica, Yadiel	.308	13	39	2	12	3	0	0	1	3	5	1	1
Murphy, John Ryan	.259	110	409	43	106	28	0	12	49	36	83	0	1
Murray, Glenn	.366	41	142	31	52	10	2	7	22	22	29	7	0
Mustelier, Ronnier	.289	186	732	90	212	45	1	17	91	51	102	12	4
Murton, Luke	.188	23	80	5	15	2	0	0	6	6	26	0	0

PLAYER	AVG	G	AB	R	H	2B	3B	HR	RBI	BB	SO	SB	CS
Nady, Xavier	.200	2	5	0	1	1	0	0	0	1	1	0	0
Natale, Jeff	.182	14	22	3	4	1	0	0	6	3	1	0	0
Navarro, Rev	.242	62	215	20	52	6	0	19	28	13	28	1	1
Neal, Thomas	.325	72	265	36	86	17	0	2	29	23	53	2	1
Newhan, David	.196	38	138	14	27	4	0	3	10	15	26	3	1
Nieto, Tom	.206	83	248	17	51	5	0	3	22	20	66	0	0
Nieves, Wil	.256	27	90	5	23	1	2	1	8	6	10	1	0
Nix, Jayson	.233	8	30	5	7	4	0	0	4	3	9	0	0
Noel, Rico	.059	22	17	5	1	0	0	0	0	4	7	9	3
Northmeier, Jamie	.154	4	13	1	2	0	0	0	1	1	6	0	0
Noonan, Nick	.262	67	244	28	64	13	0	1	26	17	68	1	1
Nuneviller, Tom	.259	80	266	25	69	16	1	2	28	19	35	4	0
Nunez, Eduardo	.273	156	627	73	171	29	3	6	66	39	88	39	8
Nunez, Luis	.228	106	335	36	78	16	0	3	31	18	40	7	1

PLAYER	AVG	G	AB	R	H	2B	3B	HR	RBI	BB	SO	SB	CS
Olander, Jim	.252	111	274	35	69	17	4	3	29	27	69	5	7
Orie, Kevin	.293	134	509	77	149	34	2	13	45	77	63	11	6
Otero, Ricky	.318	84	333	62	106	19	13	2	24	41	26	11	6
Ozuna, Pablo	.307	126	472	77	145	27	3	6	76	22	43	31	12

PLAYER	AVG	G	AB	R	H	2B	3B	HR	RBI	BB	SO	SB	CS
Padilla, Jorge	.259	176	568	76	147	18	1	8	62	63	116	15	12
Pardo, Al	.239	103	306	32	73	20	3	5	30	36	56	4	2
Park, Hoy	.327	48	171	44	56	9	1	10	29	46	46	8	4
Parnelee, Chris	.248	64	214	29	53	10	0	11	29	29	42	0	0
Parraz, Jordan	.289	126	443	66	128	28	6	9	52	42	91	5	4
Payton, Mark	.269	144	472	63	127	21	4	12	47	60	100	7	11
Pearce, Steve	.318	53	192	37	61	15	0	11	30	29	33	3	1
Peguero, Julio	.267	207	795	112	212	34	11	3	60	64	125	35	29
Pena, Ramiro	.257	199	725	85	186	34	4	8	56	72	137	9	6
Patterson, Corey	.206	53	209	22	43	9	0	6	14	7	42	4	2
Pennington, Cliff	.196	29	92	15	18	3	1	5	16	14	24	4	0
Peraza, Oswald	.286	8	28	5	8	0	0	1	2	2	5	2	1
Perez, Josue	.220	32	123	6	27	5	0	0	8	7	31	2	5
Perez, Tomas	.294	77	279	44	82	16	2	10	56	16	48	4	1
Peterson, Brian	.176	6	17	3	3	1	0	0	1	4	7	0	0
Peterson, Jace	.250	1	4	0	1	0	0	0	0	1	0	0	0
Petit, Gregorio	.230	46	174	19	40	10	0	2	15	8	22	0	0
Phillips, Andy	.301	65	249	37	75	11	2	11	36	32	43	2	1
Phillips, J.R.	.285	53	200	33	57	14	2	13	42	19	53	2	2
Pierce, Kirk	.077	4	13	2	1	0	0	0	0	3	2	0	0
Pitlittere, P.J.	.263	72	209	18	55	12	0	2	19	16	32	1	1
Pirela, Jose	.310	195	789	130	245	35	12	13	84	62	98	21	9
Pita, Matt	.228	27	79	12	18	2	0	7	15	6	24	2	4
Plumley, Grant	.111	3	9	0	1	0	0	0	0	0	4	0	0
Polanco, Placido	.000	1	3	1	0	0	0	0	0	1	0	0	0
Porter, Greg	.261	72	245	27	64	15	0	2	19	18	55	3	2
Posey, John	.125	3	8	2	1	0	0	1	2	2	1	0	0
Pratt, Todd	.313	44	134	21	42	10	1	7	29	33	15	1	0
Prince, Tom	.091	7	22	2	2	0	0	1	1	3	5	1	0
Pritchett, Chris	.238	117	391	55	93	18	2	6	60	56	65	5	2
Puello, Cesar	.283	78	230	35	65	13	0	5	31	35	56	18	3
Punto, Nick	.257	263	1017	150	261	38	11	1	77	151	211	82	18

PLAYER	AVG	G	AB	R	H	2B	3B	HR	RBI	BB	SO	SB	CS
Quinlan, Tom	.240	76	262	38	63	12	2	9	23	28	91	4	2

General Information

2022 Field Staff

2022 Rainbirds

International League

2021 Review

All-Time Roster & Stats

SWB Records

Additional Information

ALL-TIME SWB HITTING STATISTICS

PLAYER	AVG	G	AB	R	H	2B	3B	HR	RBI	BB	SO	SB	CS
Ramos, Peeter	.000	1	2	0	0	0	0	0	0	0	2	0	0
Ransom, Cody	.252	147	519	93	131	31	4	25	87	69	137	9	5
Rayford, Floyd	.198	81	197	13	39	12	0	3	33	13	40	0	0
Redfield, Joe	.241	123	428	45	103	13	6	9	49	40	74	21	8
Reed, Jeff	.235	31	98	12	23	1	0	4	8	14	24	0	0
Reese, Kevin	.249	115	433	58	108	14	3	10	59	54	74	9	7
Refsnyder, Rob	.290	286	1,084	158	317	68	6	21	123	129	200	24	7
Relaford, Desi	.262	152	602	94	158	38	5	10	64	51	96	36	9
Richardson, Antoon	.271	93	258	41	70	7	4	3	22	33	56	26	1
Rijo, Wendell	.270	43	137	18	37	10	0	7	17	8	35	1	0
Rivera, Rene	.250	19	68	3	17	3	0	2	11	1	17	0	0
Roberge, J.P.	.277	320	1,092	113	303	71	4	12	113	84	181	10	3
Roberson, Chris	.292	74	284	44	83	14	2	1	17	23	57	25	9
Robertson, Mike	.298	121	416	61	124	17	3	12	72	58	67	0	2
Robinson, Shane	.261	50	188	25	49	7	3	0	14	8	27	9	0
Robnett, Richie	.000	2	2	0	0	0	0	0	0	0	0	0	0
Rodriguez, Alex	.294	5	17	1	5	0	0	1	3	2	6	0	0
Rodriguez, Eddy	.203	151	479	34	90	20	0	11	49	28	228	1	2
Rodriguez, Eladio	.333	1	3	0	1	1	0	0	0	2	1	0	0
Rodriguez, John	.261	93	322	47	84	18	2	14	59	37	85	0	2
Rodriguez, Victor	.298	166	597	73	178	32	5	13	91	20	60	2	4
Rolen, Scott	.274	45	168	23	46	17	0	2	19	28	28	4	5
Roller, Kyle	.256	227	804	106	206	43	6	31	110	109	261	0	0
Rollins, Jimmy	.269	137	483	67	130	29	11	12	69	50	56	25	7
Romero, Deibinson	.132	17	53	3	7	0	1	1	6	8	13	0	0
Romine, Austin	.251	208	741	83	186	38	0	17	96	58	132	1	1
Rosado, Ed	.000	4	10	0	0	0	0	0	0	0	1	0	0
Rosario, Jose	.291	30	110	17	32	4	2	2	13	4	23	2	2
Rosario, Victor	.253	199	629	61	159	30	6	5	58	16	120	11	4
Royster, Aaron	.208	22	48	6	10	2	0	0	3	1	19	1	0
Ruiz, Carlos	.303	200	715	106	217	50	9	20	109	72	104	8	8
Ruiz, Randy	.274	71	277	38	76	15	0	17	42	14	75	0	0
Rushford, Jim	.287	327	1,207	162	346	72	5	24	171	104	124	10	3
Russo, Kevin	.285	385	1,537	202	438	74	13	10	137	148	295	49	20
Ryal, Mark	.281	59	210	16	59	14	0	2	21	12	31	1	6
Ryan, Brendan	.200	3	10	0	2	0	0	0	0	1	3	0	0
Ryan, Sean	.221	66	208	14	46	9	0	1	16	26	39	0	0

PLAYER	AVG	G	AB	R	H	2B	3B	HR	RBI	BB	SO	SB	CS
Salazar, Jeremy	.204	160	520	42	106	26	0	4	51	36	120	1	0
Salcedo, Ron	.276	69	170	22	47	8	0	5	18	37	20	2	3
Sanchez, Gary	.282	118	462	64	130	32	1	21	79	33	89	8	3
Sandoval, Danny	.295	195	735	84	217	37	1	9	87	45	99	12	12
Sands, Donny	.272	42	147	20	40	6	0	8	29	16	32	0	1
Santos, Omir	.234	51	167	13	39	8	0	3	19	10	35	1	1
Sardinha, Bronson	.222	109	388	48	86	21	5	11	56	46	77	10	3
Scales, Bobby	.291	105	357	46	104	22	7	7	44	44	100	3	3
Scarsone, Steve	.274	200	730	95	200	43	10	17	96	43	155	20	2
Schall, Gene	.283	588	2,075	315	587	133	16	86	381	259	444	17	12
Schu, Rick	.315	217	755	125	238	48	8	24	106	95	100	10	2
Sisco, Steve	.231	3	13	0	3	0	0	0	0	0	4	1	0
Smith, Mark	.281	116	398	54	112	29	1	11	62	42	69	3	1
Snusz, Chris	.111	3	9	0	1	1	0	0	0	0	2	0	0
Seçik, Kevin	.302	214	821	133	248	56	12	11	98	67	79	26	8
Segedin, Rob	.234	67	239	31	56	10	1	5	26	19	48	2	0
Simmons, Brian	.275	42	178	26	49	9	1	5	13	7	45	2	2
Sizemore, Scott	.266	81	289	31	77	17	5	7	41	26	87	0	0
Solano, Donovan	.319	230	884	108	268	62	3	11	115	49	139	3	1
Solarte, Yangelvis	.600	5	20	3	12	3	1	0	5	1	2	0	0
Sosa, Juan	.238	195	583	59	139	24	3	4	46	25	85	12	3
Snyder, Justin	.333	2	6	0	2	0	0	0	1	0	0	0	0
Stanicek, Steve	.284	230	793	95	225	48	3	19	130	87	119	2	4
Stanton, Giancarlo	.091	3	11	1	1	0	0	1	3	0	7	0	0
Stephens, Ray	.205	17	44	4	9	1	0	1	2	3	10	0	0
Stewart, Chris	.280	164	504	55	141	30	0	3	42	53	67	3	2
Stocker, Kevin	.235	99	370	60	87	18	1	5	25	30	60	18	6
Stone, Jeff	.148	14	27	6	4	1	0	0	2	5	7	4	0
Strong, Jamal	.286	40	91	23	26	3	2	0	6	16	16	3	1
Stevenson, Casey	.417	4	12	3	5	1	0	3	6	2	3	1	0
Surum, Ricky	.240	10	25	4	6	1	0	0	3	2	6	1	1
Swann, Pedro	.282	28	117	17	33	8	1	2	14	9	26	6	0
Swisher, Nick	.255	55	220	17	56	6	0	7	25	14	54	0	0

PLAYER	AVG	G	AB	R	H	2B	3B	HR	RBI	BB	SO	SB	CS
Tatum, Craig	.179	8	28	3	5	0	0	1	6	3	6	0	0
Tauchman, Mike	.274	28	95	22	26	10	3	2	16	16	16	4	0
Taylor, Reggie	.269	209	886	116	238	30	17	22	93	45	181	54	28
Taylor, Sam	.241	70	198	27	47	7	1	6	26	21	38	4	2
Teixeira, Mark	.111	3	9	0	1	0	0	0	1	1	1	0	0
Tejada, Ruben	.269	37	130	22	35	7	0	6	21	15	17	0	2
Tejero, Fausto	.115	36	87	3	10	3	1	0	9	5	20	0	0
Thames, Marcus	.200	4	15	0	3	0	0	0	1	0	1	0	0
Thompson, Kevin	.281	77	267	39	75	18	3	5	37	42	56	24	8
Thurston, Joe	.282	127	479	74	135	29	9	5	55	43	65	20	10
Tiffec, Terry	.345	29	110	16	38	12	0	3	13	1	18	0	0

ALL-TIME SWB HITTING STATISTICS

Tokheim, David	250	219	705	99	176	28	12	12	87	29	92	11	12
Torres, Gleyber	316	39	136	15	43	7	2	3	27	18	37	3	3
Torreyes, Ronald	247	26	97	9	24	3	0	0	8	7	11	0	0
Toussen, Jose	167	2	6	0	1	0	0	0	0	0	1	0	0
Tracy, Chad	324	18	68	14	22	5	0	6	18	4	6	0	0
Tremblay, Gary	245	53	147	18	36	7	0	3	16	15	25	1	0
Tugwell, Marc	000	1	3	0	0	0	0	0	0	0	0	0	0

PLAYER	AVG	G	AB	R	H	2B	3B	HR	RBI	BB	SO	SB	CS
Ursheila, Giovanni	364	29	110	16	40	9	2	2	13	4	15	0	0
Utley, Chase	294	271	1008	176	296	73	4	41	172	105	193	22	9

PLAYER	AVG	G	AB	R	H	2B	3B	HR	RBI	BB	SO	SB	CS
Valent, Eric	247	391	1444	196	357	91	6	42	213	158	301	0	3
Vatcher, Jim	268	64	205	34	55	13	4	5	24	33	37	2	4
Valdez, Jerry	308	5	13	1	4	0	0	1	2	0	3	0	0
Valent, Eric	261	257	994	134	259	64	4	30	162	98	199	0	3
Valera, Breyvic	315	83	305	44	96	18	2	13	49	34	34	8	6
Vazquez, Jorge	265	194	748	114	198	41	0	50	155	47	261	0	0
Velazquez, Andrew	273	77	264	40	72	20	3	7	46	37	87	29	3
Velazquez, Gil	173	27	75	3	13	0	0	0	2	8	11	0	1
Victorino, Shane	310	126	494	93	153	25	16	18	70	51	74	17	9
Voit, Luke	359	22	78	15	28	7	0	7	16	8	17	0	0

PLAYER	AVG	G	AB	R	H	2B	3B	HR	RBI	BB	SO	SB	CS
Wade, Scott	247	143	384	54	95	19	7	12	52	39	99	6	5
Wade, Tyler	281	255	1,005	158	287	59	12	15	96	98	233	50	18
Wagner, Brandon	165	59	139	19	23	2	0	4	18	27	69	1	1
Walbeck, Matt	298	40	141	18	42	11	0	2	21	11	20	0	2
Waller, Casey	200	85	245	31	49	11	1	1	21	16	23	3	1
Ward, Turner	275	70	222	28	61	22	4	4	27	30	31	9	0
Wathan, Dusty	239	80	238	25	57	10	0	5	27	21	47	1	0
Weber, Jon	258	47	163	18	42	7	2	0	11	18	25	0	2
Wedge, Eric	256	47	129	25	33	8	1	7	36	22	40	0	0
Wheeler, Zelous	296	82	304	49	90	25	0	9	40	28	61	1	0
Williams, Cary	223	194	617	66	135	34	5	7	55	38	95	10	8
Williams, Mason	306	157	605	75	168	37	6	7	65	51	93	22	7
Wilson, Bobby	208	66	216	28	45	12	0	7	38	32	38	0	0
Winfree, David	264	52	201	24	53	16	0	5	33	9	32	0	0
Wise, Dewayne	329	21	76	17	25	7	0	4	10	9	16	2	0
Woods, Kenny	288	185	677	112	195	33	10	5	56	49	67	25	18
Wooten, Shawn	293	61	225	28	66	22	0	4	34	24	29	0	1
Wrona, Rick	229	61	175	10	40	8	0	5	20	7	41	1	1

PLAYER	AVG	G	AB	R	H	2B	3B	HR	RBI	BB	SO	SB	CS
Young, Chris	200	4	15	1	3	0	0	1	2	1	6	0	0

PLAYER	AVG	G	AB	R	H	2B	3B	HR	RBI	BB	SO	SB	CS
Zehner, Zack	264	154	529	75	135	32	5	19	84	51	172	6	3
Zuber, Jon	305	554	1932	316	590	125	18	23	283	317	253	16	9
Zupcic, Bob	235	44	119	12	28	5	0	2	16	13	20	1	0



ALL-TIME SWB PITCHING STATISTICS

PITCHER	W-L	ERA	G	GS	CG	SHO	SV	IP	H	R	ER	BB	SO
Abbott, Kyle	11-11	3.55	32	32	3	1	0	208.0	183	91	82	78	143
Abbott, Paul	1-2	6.15	5	5	1	0	0	26.1	26	18	18	17	19
Abreu, Albert	1-0	3.78	10	0	0	0	2	16.2	10	7	7	11	31
Acevedo, Andury	1-2	2.31	10	0	0	0	1	11.2	14	3	3	9	11
Acevedo, Domingo	2-1	4.91	10	2	0	0	0	29.1	31	16	16	12	29
Aceves, Alfredo	4-4	4.45	24	19	0	0	1	99.1	94	49	45	32	88
Adams, Chance	19-14	4.04	66	59	3	1	1	310.0	259	148	139	139	296
Adams, Terry	1-2	4.41	14	0	0	0	0	16.1	22	14	8	8	14
Akerfeldt, Darrel	3-3	6.32	11	11	0	0	0	52.2	52	37	37	39	36
Allaladejo, Jonathan	7-2	1.52	88	0	0	0	54	106.1	68	20	18	25	113
Allen, Ronnie	0-2	5.18	5	5	0	0	0	24.1	30	15	14	8	12
Alvarez, Daniel	0-0	0.00	1	0	0	0	0	0.2	0	0	0	0	0
Alvarez, Daniel	0-0	0.00	6	3	0	0	1	8.1	3	1	0	1	9
Anderson, Larry	0-0	6.00	1	1	0	0	0	6.0	4	4	4	4	1
Arbiso, Cory	0-0	13.50	1	0	0	0	0	0.2	1	1	1	0	0
Arias, Wilkins	11-14	3.38	33	33	7	3	0	194.1	167	91	73	74	131
Ashby, Andy	0-0	13.50	1	0	0	0	0	0.2	2	1	1	1	1
Axford, John	0-0	1.80	3	0	0	0	0	5.0	6	1	1	0	7
Ayala, Luis	13-7	4.66	93	0	0	0	9	131.1	118	75	68	65	142
Ayrault, Bob													

PITCHER	W-L	ERA	G	GS	CG	SHO	SV	IP	H	R	ER	BB	SO
Bacsik, Mike	7-10	4.55	30	27	0	0	0	160.1	184	90	81	41	112
Bailey, Andrew	0-0	2.19	9	0	0	0	4	12.1	12	3	3	3	13
Bailie, Matt	0-0	0.00	1	0	0	0	0	1.1	0	0	0	0	0
Baker, Ryan J.	1-1	5.87	4	0	0	0	0	7.2	10	5	5	2	1
Bakkum, Scott	1-5	6.06	30	2	0	0	6	49.0	68	44	33	20	25
Baller, Jay	8-9	3.32	105	1	0	0	39	135.2	132	56	50	58	146
Banuelos, Manny	3-4	4.18	17	17	1	1	0	73.1	79	36	34	39	66
Barbato, Johnny	7-3	1.98	46	2	0	0	6	77.1	56	20	17	36	80
Barker, Kevin	0-0	0.00	1	0	0	0	0	1.0	0	0	0	0	0
Barracough, Kyle	4-0	3.21	11	0	0	0	0	14.0	5	5	5	11	24
Barrett, Jake	0-1	1.17	10	0	0	0	1	15.1	10	2	2	3	3
Barrios, Manny	6-5	4.92	47	0	0	0	4	64.0	71	35	35	31	60
Beam, T.J.	4-3	3.59	29	0	0	0	3	47.2	51	20	19	10	45
Bean, Colter	2-0	5.95	28	5	0	0	0	59.0	66	40	39	31	56
Bearse, Kevin	1-1	5.79	6	5	0	0	0	23.1	30	18	15	12	14
Beech, Matt	5-1	24.60	7	7	1	0	0	45.0	33	26	23	11	52
Bell, Heath	0-1	7.50	5	0	0	0	2	6.0	7	5	5	6	8
Beltran, Rigo	2-5	2.96	37	11	0	0	2	115.2	87	40	38	41	113
Bennett, Joel	11-6	4.79	28	27	1	1	0	174.2	185	100	93	72	160
Bernero, Adam	1-1	1.80	5	5	1	0	0	25.0	11	5	5	4	17
Betances, Dellin	9-12	3.01	58	26	1	0	5	179.2	85	90	60	126	206
Bies, Daniel	0-0	3.00	1	0	0	0	0	3.0	2	2	1	3	3
Billings, Bruce	5-5	5.06	15	15	1	0	0	80.0	89	49	45	27	54
Blazier, Ron	4-3	2.86	44	0	0	0	13	56.2	50	24	18	12	48
Bleich, Jeremy	0-4	6.68	11	5	0	0	0	31.0	37	24	23	22	24
Bleier, Richard	2-3	3.72	12	10	0	0	1	58.0	66	25	24	23	49
Bollinger, Ryan	0-1	3.00	3	3	0	0	0	15.0	12	6	5	5	10
Bolton, Rod	11-10	3.82	24	24	4	2	0	153.0	161	76	65	52	85
Borland, Toby	6-8	3.94	100	1	0	0	12	134.2	111	63	59	76	142
Bottalico, Ricky	3-2	6.75	29	5	0	0	4	34.2	40	31	26	31	26
Booker, Chris	0-0	1.29	6	0	0	0	0	7.0	4	1	1	3	7
Boothcheck, Chris	10-7	3.69	24	23	2	0	0	136.2	135	61	56	41	97
Boudreaux, Eric	6-3	5.23	27	2	0	0	0	53.1	40	33	31	22	27
Bowers, Shane	9-10	4.85	51	26	4	1	1	189.1	194	109	102	56	135
Boyd, Jason	3-8	1.93	63	2	0	0	12	75.0	52	20	16	36	76
Boyle, Sean	2-0	1.07	6	4	1	1	0	25.1	15	3	3	4	25
Brackman, Andrew	3-6	6.00	33	13	0	0	1	96.0	82	65	64	75	75
Brannan, Ryan	1-1	7.56	16	0	0	0	0	2	16.2	21	18	14	13
Brantley, Cliff	6-8	3.60	20	18	0	0	0	105.0	94	54	42	67	71
Brantley, Jeff	0-0	3.60	5	1	0	0	0	5.0	3	2	2	1	4
Brewer, Billy	8-2	3.69	44	5	0	0	3	78.0	69	39	32	33	66
Brewer, Colten	0-0	11.70	6	0	0	0	1	10.0	17	16	13	4	11
Brink, Brad	15-10	3.85	38	38	7	4	0	229.0	215	107	98	67	184
Bristo, Braden	5-3	4.86	38	1	0	0	0	50.0	40	28	27	30	61
Brito, Eude	16-10	3.84	54	38	2	1	1	246.0	223	119	104	84	179
Britton, Chris	7-3	2.44	58	0	0	0	8	85.0	79	26	23	21	88
Britton, Zack	0-0	27.00	2	1	0	0	0	1.1	3	4	4	2	1
Brock, Chris	6-2	3.55	13	13	2	0	0	75.2	75	31	31	16	56
Brothers, Rex	0-3	4.93	34	0	0	0	0	45.2	37	25	25	36	81
Brower, Jim	4-2	2.27	38	0	0	0	21	47.2	44	12	12	13	45
Brownson, Mark	10-8	4.55	31	20	4	0	0	132.2	134	70	67	36	104
Brumley, Duff	2-1	5.85	20	0	0	0	7	20.0	19	18	13	22	15
Bruneau, Brian	2-0	5.02	12	2	0	0	1	14.1	14	9	8	9	13
Bulger, Jason	2-1	3.41	24	1	0	0	1	34.1	25	13	13	21	28
Bullinger, Kirk	0-1	0.72	26	0	0	0	12	25.0	19	4	2	10	16
Buonantony, Rich	0-0	5.40	8	0	0	0	0	11.2	11	8	7	11	10
Burawa, Danny	4-4	4.14	63	1	0	0	4	91.2	84	45	42	47	94
Burgos, John	1-3	2.95	24	6	1	1	0	64.0	54	25	21	29	32
Burke, Erick	3-0	4.42	35	0	0	0	1	36.2	36	19	18	26	34
Burton, Jared	0-1	6.75	3	0	0	0	0	4.0	4	3	3	2	5
Bush, Paul	2-2	4.86	7	2	0	0	0	16.2	13	10	9	7	20
Byrd, Paul	3-3	2.86	8	8	2	0	0	63.0	54	24	20	13	45

PITCHER	W-L	ERA	G	GS	CG	SHO	SV	IP	H	R	ER	BB	SO
Cabral, Cesar	0-1	8.10	17	0	0	0	0	16.2	18	15	15	16	23
Cabrera, Jose	3-4	2.76	25	1	0	0	1	45.2	45	16	14	10	33
Camarena, Daniel	10-14	5.31	34	31	0	0	0	179.2	204	116	108	55	156

ALL-TIME SWB PITCHING STATISTICS

PITCHER	W-L	ERA	G	GS	CG	SHO	SV	IP	H	R	ER	BB	SO
Cameron, Ryan	6-2	3.19	45	1	0	0	7	59.1	48	21	21	31	45
Campos, Vicente	0-0	0.00	1	1	0	0	0	5.0	8	1	1	1	1
Canzler, Russ	0-0	0.00	1	0	0	0	0	0.2	0	0	0	0	0
Capuano, Chris	2-1	1.27	6	6	0	0	0	28.1	20	4	4	7	25
Carlyle, Buddy	2-2	3.98	27	2	0	0	1	43.0	35	19	19	16	31
Carmen, Don	0-0	8.31	3	0	0	0	0	4.1	6	4	4	3	3
Carreno, Amalio	4-8	5.33	33	8	1	0	0	81.0	88	51	48	26	52
Carroll, Cody	3-0	2.38	32	0	0	0	9	41.2	27	13	11	18	55
Cartier, Andy	9-9	4.15	69	14	0	0	3	160.2	143	79	74	61	13
Cartier, Will	1-1	9.33	10	0	0	0	0	18.1	21	19	19	16	7
Cedeno, Blas	3-5	4.79	38	0	0	0	1	62.0	62	33	33	24	53
Cedeno, Juan	4-0	2.49	63	0	0	0	4	76.0	74	25	21	26	66
Cessa, Luis	13-9	3.16	35	32	1	1	0	182.0	160	79	64	53	163
Chamberlain, Joba	1-0	0.00	4	2	0	0	0	9.0	7	0	0	1	18
Chantres, Carlos	0-0	3.00	1	1	0	0	0	6.0	4	4	2	3	3
Chapin, Darrin	5-4	5.11	40	0	0	0	4	61.2	72	39	35	33	67
Chen, Bruce	1-0	3.86	3	3	0	0	0	18.2	14	8	8	5	14
Claggett, Anthony	7-7	3.21	40	6	0	0	4	87.0	83	35	31	33	44
Clairborne, Preston	4-1	3.80	43	0	0	0	6	64.0	65	32	27	24	59
Clay, Danny	5-6	4.58	33	7	0	0	2	72.2	75	46	37	51	49
Clemens, Roger	1-0	0.00	1	1	0	0	0	6.0	2	0	0	2	6
Clippard, Tyler	4-4	4.15	14	14	0	0	0	69.1	82	40	32	35	55
Cloyd, Tyler	1-1	1.37	4	3	0	0	0	19.2	13	7	3	10	17
Coello, Robert	2-1	1.69	26	0	0	0	4	32.0	21	7	6	21	44
Coggin, David	10-10	3.74	44	35	0	0	0	202.1	182	94	84	83	122
Coke, Phil	7-5	3.31	34	12	0	0	0	87.1	87	40	32	26	83
Cole, A.J.	0-1	27.00	2	1	0	0	0	1.2	6	5	5	3	1
Combs, Pat	20-33	4.88	95	73	7	1	0	453.1	512	289	246	191	277
Condrey, Clay	20-19	4.68	91	51	4	0	2	338.2	406	184	176	78	172
Cook, Dennis	0-0	9.00	1	1	0	0	0	1.0	1	1	1	2	1
Cortes, Nestor	12-13	2.98	47	32	2	0	1	220.1	172	82	73	63	217
Coshow, Cale	3-6	4.83	56	0	0	0	7	78.1	78	50	42	40	92
Coste, Chris	0-0	0.00	0	0	0	0	0	1.0	0	0	0	1	1
Cotham, Caleb	8-10	4.68	46	22	0	0	1	144.2	165	85	75	46	107
Cotts, Neal	0-0	4.91	7	0	0	0	0	7.1	8	5	4	1	2
Coulombe, Danny	3-2	6.49	17	0	0	0	1	23.1	26	13	13	15	43
Cox, Danny	1-0	3.00	1	1	0	0	0	6.0	5	2	2	2	3
Cox, J.B.	5-5	5.59	40	1	0	0	1	56.1	59	39	35	26	27
Crawford, Carlos	9-10	4.54	28	25	3	1	1	158.2	169	87	80	63	89
Crowell, Jim	11-14	3.28	144	11	0	0	27	217.0	226	91	79	70	129
Cummings, Jeremy	8-6	3.97	25	25	1	1	0	138.6	119	64	61	49	102

PITCHER	W-L	ERA	G	GS	CG	SHO	SV	IP	H	R	ER	BB	SO
D'Amico, Jeff	4-6	4.13	14	14	0	0	0	72.0	77	46	33	25	45
Davies, Kyle	11-8	3.30	27	26	0	0	0	152.2	155	61	56	37	99
Davis, Allen	4-3	6.11	7	3	0	0	0	35.1	43	24	24	8	21
Daley, Matt	3-5	3.51	58	0	0	0	10	74.2	71	30	29	14	101
DeJesus, Jose	1-4	3.38	10	10	1	0	0	56.0	41	30	21	39	45
De La Cruz, Joel	10-5	3.92	32	19	0	0	0	126.2	133	68	55	35	67
Delcarmen, Manny	3-5	4.42	39	2	0	0	3	57.0	62	35	28	36	59
Delgado, Randall	2-5	6.49	10	10	0	0	0	51.1	62	41	37	16	44
Demel, Sam	1-1	1.72	35	0	0	0	3	52.1	38	11	19	23	65
De Paula, Jose	2-3	5.20	6	6	0	0	0	27.2	32	16	16	10	12
DeSalvo, Matt	9-5	2.70	20	20	0	0	0	113.1	92	39	34	56	102
Deshaies, Jim	7-8	3.45	19	19	2	1	0	117.1	105	51	45	26	79
Dillard, Gordon	6-16	5.02	28	26	4	1	0	157.2	174	92	88	64	96
Dodd, Robert	8-3	4.18	70	11	1	0	7	125.0	132	65	58	59	91
Doolan, Blake	1-1	6.50	18	0	0	0	1	18.0	26	15	13	7	8
DuBois, Brian	5-5	3.55	76	0	0	0	3	88.2	86	41	35	36	73
Duckworth, Brandon	15-3	2.72	25	23	2	1	0	165.2	143	57	50	40	164
Duff, Grant	0-0	6.00	4	0	0	0	0	6.0	8	4	4	2	6
Dugas, Taylor	0-2	6.00	3	0	0	0	0	3.0	5	2	2	2	1
Dull, Ryan	1-0	2.70	4	0	0	0	0	6.2	3	3	2	2	4
Dunn, Michael	1-0	2.25	12	0	0	0	0	20.0	17	5	5	14	23
Dunne, Mike	2-2	5.22	6	6	0	0	0	29.1	36	21	17	8	12

PITCHER	W-L	ERA	G	GS	CG	SHO	SV	IP	H	R	ER	BB	SO
Eaton, Adam	1-1	3.00	3	3	0	0	0	21.0	17	10	7	6	10
Edens, Tom	1-1	3.19	7	6	0	0	0	42.1	45	16	15	11	16
Elli, Rocky	1-0	4.26	18	0	0	0	0	19.0	23	13	9	20	13
Elliott, Donnie	5-11	4.79	21	19	1	0	0	103.1	105	62	55	59	93
Ellis, Robert	5-8	4.23	16	16	1	1	0	110.2	111	54	52	18	55
Enns, Dietrich	8-3	1.81	21	17	0	0	1	104.1	77	24	21	36	87
Eppley, Cody	2-2	5.77	26	0	0	0	5	28.1	33	18	18	16	32
Escalona, Edgmer	1-2	2.08	19	1	0	0	4	30.1	26	9	7	5	23
Espinal, Raynel	12-9	3.74	59	15	0	0	2	142.0	128	64	59	48	174

PITCHER	W-L	ERA	G	GS	CG	SHO	SV	IP	H	R	ER	BB	SO
Farquhar, Danny	0-0	12.60	3	0	0	0	0	5.0	6	7	7	2	5
Farley, Chris	0-1	12.27	1	1	0	0	0	3.2	9	5	5	2	6
Fernandez, Jared	4-2	2.66	7	7	0	0	0	40.2	40	18	12	14	30
PITCHER	W-L	ERA	G	GS	CG	SHO	SV	IP	H	R	ER	BB	SO
Fesh, Sean	4-6	4.07	117	0	0	0	3	132.2	120	66	60	88	97
Feyereisen, J.P.	18-11	3.12	101	0	0	0	9	164.2	128	66	57	76	195
Figuerola, Nelson	15-7	3.30	38	29	5	0	0	210.0	203	96	77	54	145
Fiore, Tony	7-12	4.51	63	16	1	0	1	175.2	180	105	88	93	140

General Information

2022 Field Staff

2022 Ballplayers

International League

2021 Review

All-Time Roster & Stats

SWB Records

Additional Information

ALL-TIME SWB PITCHING STATISTICS

PITCHER	W-L	ERA	G	GS	CG	SHO	SV	IP	H	R	ER	BB	SO
Fleming, Ryan	0-0	0.00	1	0	0	0	0	1.0	1	0	0	0	0
Fletcher, Paul	15-22	4.67	132	36	5	2	5	362.0	352	218	188	144	282
Flores, Randy	1-3	3.07	29	0	0	0	4	34.1	36	17	16	19	31
Floyd, Gavan	14-16	5.25	46	45	2	0	0	283.0	311	179	165	113	200
Foley, Jordan	0-1	4.50	2	1	0	0	0	6.0	5	3	5	5	5
Fortugno, Tim	0-1	6.63	19	0	0	0	3	17.2	21	13	13	8	15
Fossum, Casey	3-3	3.38	10	10	0	0	0	50.2	50	24	19	16	43
Foster, Kevin	1-1	3.93	17	9	1	0	0	71.0	63	32	31	29	59
Franco, Martire	5-6	4.86	44	10	0	0	2	100.0	122	59	54	39	71
Frare, Caleb	0-0	9.00	1	0	0	0	0	1.0	2	1	1	0	1
Freeman, Marvin	3-5	4.93	12	12	0	0	0	49.1	50	31	27	24	51
Frey, Steve	2-2	4.42	14	0	0	0	0	18.1	14	9	9	10	12
Frieri, Ernesto	2-0	3.00	17	0	0	0	7	21.0	13	8	7	9	24
Frohworth, Todd	12-9	2.81	88	0	0	0	28	115.1	106	45	36	43	85

PITCHER	W-L	ERA	G	GS	CG	SHO	SV	IP	H	R	ER	BB	SO
Gaddy, Robert	15-23	4.69	67	45	5	2	0	299.2	315	193	156	159	199
Gadea, Kevin	0-0	0.00	2	0	0	0	0	5.0	1	0	1	5	5
Galleago, Giovanni	11-4	2.19	72	0	0	0	9	119.0	82	31	29	28	166
Garcia, Deivi	4-10	6.41	35	28	0	0	0	130.2	141	98	93	88	142
Garcia, Freddy	1-0	4.50	1	0	0	0	0	4.0	8	2	2	1	0
Garcia, Luis	1-2	3.63	18	0	0	0	11	17.1	16	8	7	3	19
Garrison, Taylor	0-0	9.00	1	0	0	0	0	1.0	2	1	1	0	0
Geary, Geoff	15-13	3.10	122	14	0	0	17	240.2	255	101	83	66	221
Germán, Domingo	8-2	3.27	18	15	0	0	0	85.1	69	33	31	26	93
Germiano, Justin	2-0	2.83	6	6	0	0	0	38.1	40	13	12	2	25
Gerritse, Brett	0-0	0.00	1	0	0	0	0	2.0	0	0	0	0	0
Giese, Dan	23-13	3.13	150	10	1	1	5	264.1	240	104	92	47	215
Gil, Jose	0-0	0.00	0	0	0	0	0	1.0	0	0	0	2	0
Gil, Luis	4-0	4.81	13	10	0	0	1	48.2	35	26	26	32	67
Gomes, Wayne	7-3	2.48	75	0	0	0	21	90.2	65	29	25	49	90
Gomez, Anyelo	0-0	1.93	8	0	0	0	1	9.1	7	3	2	3	8
Gonzalez, Gio	2-1	6.00	3	3	0	0	0	15.0	19	10	10	6	19
Goody, Nick	5-5	2.78	60	0	0	0	10	77.2	50	27	24	22	106
Gordon, Brian	4-6	4.49	15	14	0	0	0	82.2	93	46	41	28	57
Grace, Mike	12-14	4.46	35	33	7	0	0	213.2	245	115	106	64	134
Graham, J.R.	2-1	5.79	20	0	0	0	1	23.1	35	19	15	11	27
Grahe, Joe	3-1	3.46	26	7	0	0	10	52.0	57	23	20	18	30
Green, Chad	9-7	2.24	24	24	0	0	0	128.2	105	38	32	34	196
Green, Tyler	21-41	5.47	88	61	12	0	0	413.1	446	280	251	185	268
Green, Nick	3-2	3.95	25	7	0	0	0	54.2	47	29	24	35	53
Greene, Shane	3-2	4.61	15	13	0	0	0	66.1	79	39	34	26	57
Greene, Tommy	7-1	2.54	16	16	1	1	0	92.0	72	29	26	18	72
Grimsley, Jason	10-8	4.05	31	31	0	0	0	180.0	159	96	81	115	142
Grott, Matt	1-3	4.88	27	12	0	0	0	86.2	92	48	47	22	63
Gurka, Jason	0-0	5.40	13	0	0	0	0	16.2	25	14	10	2	20

PITCHER	W-L	ERA	G	GS	CG	SHO	SV	IP	H	R	ER	BB	SO
Hacker, Eric	1-1	7.71	4	3	0	0	0	18.2	24	16	16	5	15
Hale, David	6-4	4.18	18	18	1	0	0	88.1	94	44	41	27	74
Haines, Talley	0-1	2.95	9	0	0	0	0	18.1	15	8	6	4	5
Hall, Bo	1-0	3.00	3	0	0	0	0	6.0	9	2	2	4	2
Hall, Drew	2-2	2.76	61	0	0	0	7	65.1	55	25	20	23	62
Hall, Shauffer	1-0	2.84	1	1	0	0	0	6.1	5	2	2	0	3
Hamels, Cole	2-0	0.39	3	3	1	1	0	23.0	10	1	1	1	36
Hancock, Josh	18-16	3.92	46	45	3	2	0	273.1	254	130	119	67	187
Happ, JA	1-0	1.50	1	1	0	0	0	6.0	3	1	1	1	4
Hartley, Mike	1-2	4.09	3	3	0	0	0	11.0	9	6	5	7	10
Harvey, Joe	3-3	2.13	60	0	0	0	17	80.1	48	21	19	36	99
Hawblitzel, Ryan	6-9	4.99	34	15	1	1	2	115.1	132	65	64	33	80
Haynes, Kyle	8-7	4.59	25	25	1	0	0	133.1	143	79	68	56	100
Hebert, Chaz	2-0	1.06	3	3	1	1	0	17.0	17	2	2	2	12
Heflin, Bronson	5-1	2.96	75	0	0	0	25	91.1	66	38	30	35	66
Heller, Ben	5-5	2.44	58	4	0	0	8	73.2	42	23	20	26	102
Henn, Sean	2-3	2.93	21	3	0	0	0	40.0	34	14	13	10	37
Heredia, Jairo	1-0	6.96	6	1	0	0	0	18.1	27	15	14	11	19
Hernandez, David	0-1	7.71	8	0	0	0	0	7.0	5	7	6	8	11
Hernandez, Fernando	0-0	9.00	1	0	0	0	0	2.0	4	2	2	2	5
Hernandez, Rinelvis	0-1	3.56	6	6	0	0	0	30.1	30	17	12	12	22
Hernandez, Yoel	7-4	4.24	65	2	0	0	6	99.2	107	52	47	35	81
Herrndon, David	1-2	6.92	11	1	0	0	0	18.2	28	15	14	6	9
Herrera, Ronald	0-1	5.87	3	3	0	0	0	15.1	13	12	10	6	14
Heyer, Craig	0-0	0.00	1	0	0	0	0	4.1	2	0	0	1	2
Hiles, Cary	4-4	3.78	39	2	0	0	1	78.2	82	35	33	32	38
Hill, Eric	4-3	4.30	21	0	0	0	2	23.0	24	13	11	9	16
Hill, Rich	0-0	0.00	4	0	0	0	0	4.0	2	0	0	1	10
Hirsch, Jason	13-7	3.44	32	25	0	0	0	149.1	126	59	57	45	89
Hodge, Kevin	3-2	5.40	20	0	0	0	3	28.1	27	17	17	8	28

PITCHER	W-L	ERA	G	GS	CG	SHO	SV	IP	H	R	ER	BB	SO
Holder, Jonathan	4-2	2.06	38	12	0	0	9	60.1	44	16	15	15	84
Holman, Craig	7-6	5.12	90	9	0	0	3	168.2	213	105	96	70	131
Holzemer, Mark	3-2	3.63	24	3	0	0	2	44.2	40	19	18	16	35
Horne, Alan	2-3	5.63	8	8	0	0	0	32.0	35	25	20	22	24
Howell, Ken	2-0	5.11	6	6	0	0	0	24.2	30	15	14	16	20
Huff, David	4-7	3.90	22	14	0	0	1	92.1	97	44	40	22	92
Hughes, Phil	8-1	3.51	14	14	0	0	0	77.0	67	30	30	20	78
Hunter, Rich	2-4	6.69	8	7	1	0	0	40.1	39	31	30	22	22
Hutchison, Drew	5-4	5.14	12	10	0	0	0	63.0	64	44	36	28	61

ALL-TIME SWB PITCHING STATISTICS

PITCHER	W-L	ERA	G	GS	CG	SHO	SV	IP	H	R	ER	BB	SO
Hutchison, Ryan	1-0	2.84	4	0	0	0	0	6.1	8	2	2	0	2
Hyde, Lee	0-0	4.76	6	0	0	0	0	5.2	6	3	3	5	3
PITCHER	W-L	ERA	G	GS	CG	SHO	SV	IP	H	R	ER	BB	SO
Igawa, Kei	33-22	3.76	89	75	3	0	0	476.2	473	215	199	136	373
Igarashi, Ryota	4-3	2.45	30	0	0	0	10	36.2	30	11	10	18	55
Ilisley, Blaise	9-12	4.07	34	32	2	1	0	201.1	234	108	91	38	111
Innis, Jeff	0-2	4.30	15	0	0	0	6	14.2	13	8	7	8	14
PITCHER	W-L	ERA	G	GS	CG	SHO	SV	IP	H	R	ER	BB	SO
Jackson, Steven	7-8	4.44	59	13	0	0	5	131.2	153	78	65	51	112
Jacquez, Thomas	10-7	2.74	71	10	1	0	1	167.2	157	59	51	49	124
Jennings, Dan	0-0	33.75	2	0	0	0	0	1.1	5	5	0	0	2
Jimenez, Jason	0-2	5.33	14	0	0	0	0	27.0	32	23	16	14	20
Johnson, Barry	13-14	4.14	87	19	1	1	3	217.1	223	108	100	79	145
Johnson, Jason	2-2	5.50	7	7	0	0	0	37.2	49	27	23	16	14
Jones, Jason	0-1	2.38	2	2	0	0	0	11.1	6	3	3	1	11
Jones, Tyler	6-4	4.38	44	0	0	0	3	63.2	61	32	31	20	76
Jordan, Ricardo	3-3	5.26	32	0	0	0	1	39.1	40	30	23	22	40
Juden, Jeff	8-6	5.14	20	19	0	0	0	108.2	103	71	62	52	93
Juhl, Mike	0-0	0.00	1	0	0	0	0	0.1	0	0	0	0	1
Junge, Eric	16-11	4.22	56	46	1	0	0	283.2	276	146	133	113	204
Junk, Janson	0-0	11.57	1	1	0	0	0	2.1	5	4	3	0	2
PITCHER	W-L	ERA	G	GS	CG	SHO	SV	IP	H	R	ER	BB	SO
Kahnle, Tommy	2-2	4.01	25	0	0	0	1	24.2	23	14	11	11	37
Karp, Ryan	12-5	3.96	52	25	0	0	1	195.1	188	92	86	87	158
Karstens, Jeff	9-4	3.16	18	17	0	0	0	99.2	91	37	35	24	82
Keller, Brian	3-4	4.14	31	16	0	0	0	82.2	79	42	38	55	90
Kelley, Shawn	0-0	0.00	1	1	0	0	0	1.0	1	0	0	0	0
Kendrick, Conner	0-1	15.00	1	1	0	0	0	3.0	5	5	3	1	1
Kennedy, Ian	7-4	2.14	23	22	0	0	0	126.1	95	32	30	35	131
Kensing, Logan	1-1	4.28	21	0	0	0	4	27.1	32	16	13	13	32
Kershner, Jason	1-1	3.60	6	1	0	0	0	15.0	12	8	6	3	7
King, Michael	7-2	2.50	13	10	1	0	1	68.1	45	20	19	12	70
Kluber, Corey	1-0	9.00	1	0	0	0	0	3.0	2	3	2	4	4
Koerner, Brody	8-13	4.87	56	36	0	0	0	225.2	250	134	122	69	173
Kontos, George	8-11	3.03	59	13	1	0	2	151.1	131	57	51	49	136
Kozlowski, Ben	5-7	3.00	42	6	0	0	1	81.0	71	32	27	31	80
Kriske, Brooks	1-1	3.81	24	0	0	0	1	28.1	15	12	12	14	41
Kroenke, Zach	8-1	1.97	40	2	0	0	4	82.1	61	27	18	32	65
Krook, Matt	6-5	3.17	17	14	0	0	0	76.2	51	33	27	49	88
Kubes, Greg	11-7	4.08	86	10	0	0	3	170.0	212	93	77	42	108
PITCHER	W-L	ERA	G	GS	CG	SHO	SV	IP	H	R	ER	BB	SO
Laffey, Aaron	0-1	7.36	2	1	0	0	0	3.2	5	5	3	2	1
Lail, Brady	21-20	5.10	88	46	0	0	2	321.0	344	200	186	110	228
Lane, Trevor	4-0	2.30	19	0	0	0	1	27.1	22	8	7	7	33
Lavigne, Tim	0-1	6.14	2	1	0	0	0	7.1	10	5	5	2	2
Layne, Tommy	0-0	2.70	6	0	0	0	1	6.2	4	2	2	2	4
Lee, Seung-Hak	10-15	5.30	69	19	0	0	3	181.2	201	114	107	60	135
Leroux, Chris	6-4	4.94	12	11	1	0	0	58.1	58	35	32	21	49
Lewis, Fred	0-0	7.06	9	0	0	0	0	10.2	18	10	8	4	10
Lindgren, Jacob	1-1	1.23	15	0	0	0	3	22.0	16	7	3	10	29
Lira, Felipe	0-1	5.19	2	2	0	0	0	8.2	17	5	5	0	6
Liriano, Pedro	4-9	3.90	22	17	1	0	0	99.1	90	49	43	48	79
Loewer, Carlton	12-16	4.01	41	41	9	2	0	278.0	287	154	124	72	221
Logan, Boone	0-1	2.11	14	0	0	0	0	21.1	18	5	5	4	23
Loaisiga, Jonathan	0-2	6.32	5	4	0	0	0	15.2	14	11	11	5	19
Long, Jaron	5-6	4.94	17	16	0	0	0	85.0	115	55	47	23	53
Looney, Brian	1-0	3.94	3	3	0	0	0	16.0	19	9	7	6	12
Lopez, Aquilino	0-0	1.00	4	0	0	0	0	9.0	5	1	1	1	11
Lundberg, Spike	6-3	3.26	44	0	0	0	3	66.1	69	35	24	14	57
Lyons, Tyler	0-0	1.93	3	0	0	0	0	4.2	5	1	1	3	5
PITCHER	W-L	ERA	G	GS	CG	SHO	SV	IP	H	R	ER	BB	SO
Maciejewski, Josh	0-3	6.00	7	6	0	0	0	30.0	37	22	20	19	22
Maddux, Mike	7-7	3.66	19	17	3	1	0	123.0	119	55	50	26	100
Madrid, Alex	6-14	4.72	32	25	1	0	0	160.0	155	89	84	70	107
Madson, Ryan	12-8	3.50	26	26	0	0	0	157.0	157	70	61	42	138
Maduro, Calvin	18-13	5.67	41	40	6	1	0	257.0	282	171	162	125	173
Maine, John	8-5	4.97	16	15	1	0	0	79.2	76	51	44	31	66
Malone, Chuck	4-7	7.99	31	16	0	0	0	89.0	63	84	79	110	88
Manning, Charlie	3-2	4.38	34	1	0	0	2	51.1	41	27	25	24	59
Mantiply, Joe	6-5	3.05	41	6	0	0	1	79.1	83	33	27	19	69
Marinaccio, Ron	1-0	2.36	18	0	0	0	2	26.2	18	8	7	8	41
Marquez, Jeff	6-7	4.69	14	14	1	0	0	80.2	93	51	42	24	33
Marshall, Brett	7-10	5.13	25	25	0	0	0	138.2	144	88	79	68	120
Marte, Damaso	0-1	2.45	11	0	0	0	0	11.0	10	3	3	4	9
Martin, Chris	0-1	3.18	20	0	0	0	2	28.1	26	12	10	10	25
Martin, John	0-3	13.78	7	3	0	0	0	16.1	28	26	25	17	11
Mathews, Greg	3-7	2.96	16	15	1	0	0	85.0	93	40	28	23	63
Mathieson, Scott	3-1	3.93	5	5	0	0	0	34.1	26	16	15	10	36
Mattioni, Nick	0-0	3.60	3	0	0	0	0	5.0	3	4	2	3	2
Mauset, Tim	21-24	3.32	116	39	5	1	15	347.1	281	153	128	139	229
Mazone, Brian	13-3	2.04	20	20	0	0	0	128.2	108	40	29	36	85
McAllister, Zach	8-10	5.09	24	24	1	0	0	132.2	165	82	75	38	88
McCutchen, Dan	4-6	3.58	11	11	2	2	0	70.1	73	32	28	11	58

General Information

2022 Field Staff

2022 Railriders

International League

2021 Review

All-Time Roster & Stats

SWB Records

Additional Information

ALL-TIME SWB PITCHING STATISTICS

PITCHER	W-L	ERA	G	GS	CG	SHO	SV	IP	H	R	ER	BB	SO
McConnell, Sam	0-3	3.53	7	7	0	0	0	35.2	41	17	14	16	23
McClain, Reggie	5-2	1.79	36	1	0	0	0	55.1	37	12	11	26	57
McElroy, Chuck	7-10	2.76	71	1	0	0	10	91.1	88	30	28	45	90
Melancon, Mark	11-2	3.20	84	0	0	0	10	129.1	111	53	46	46	134
Melendez, Jose	0-0	6.00	2	0	0	0	0	3.0	6	4	2	2	1
Meloan, Jon	0-0	0.00	1	0	0	0	0	2.0	0	0	0	2	1
Mercado, Hector	3-4	1.52	40	2	0	0	3	65.1	56	18	11	23	63
Miller, Adam	0-1	4.50	5	0	0	0	0	10.0	13	5	5	4	1
Miller, Andrew	0-0	0.00	1	0	0	0	0	1.0	2	0	0	0	1
Miller, Jim	9-9	3.44	79	1	0	0	8	120.2	111	51	46	45	152
Millwood, Kevin	1-1	8.00	2	2	1	0	0	9.0	14	8	8	2	7
Mimbs, Michael	6-3	4.58	18	11	1	0	0	72.2	79	41	37	25	61
Minix, Travis	1-0	2.17	54	0	0	0	4	66.1	53	21	16	15	40
Mitchell, Bryan	12-10	3.18	40	38	1	0	0	189.1	175	75	67	68	175
Mitchell, D.J.	21-13	3.81	46	41	3	2	0	264.2	259	126	112	99	200
Mitchell, Larry	1-1	2.55	11	0	0	0	1	24.2	19	8	7	10	2
Mitre, Sergio	3-2	3.08	9	9	0	0	0	52.2	49	19	18	7	42
Montgomery, Jordan	5-1	1.08	8	8	0	0	0	41.2	32	6	5	9	43
Montgomery, Mark	5-5	3.00	72	0	0	0	5	102.0	75	38	34	55	123
Montgomery, Mike	1-2	7.56	4	4	0	0	0	16.2	19	15	14	9	16
Montgomery, Steve	0-0	6.23	14	0	0	0	7	13.0	17	9	9	11	13
Moore, Brad	9-17	3.53	96	13	1	0	5	198.2	183	89	78	77	112
Moreno, Diego	11-4	3.99	84	7	0	0	4	149.0	156	71	66	48	136
Moseley, Dustin	4-4	4.21	12	12	0	0	0	72.2	83	40	34	18	55
Mulholland, Terry	0-1	3.00	1	1	0	0	0	6.0	9	4	2	2	2
Mulles, Connor	4-0	0.90	27	0	0	0	6	40.0	23	5	4	11	50
Munoz, Bobby	3-3	1.62	8	7	1	1	0	50.0	35	11	9	17	34
Murray, Matt	1-8	7.67	13	13	0	0	0	56.1	63	52	48	49	34
Myers, Brett	9-6	3.59	19	19	4	1	0	128.0	121	54	51	20	97
Myers, Jimmy	1-0	3.77	11	0	0	0	1	14.1	15	6	6	3	6
Myette, Aaron	5-4	4.27	11	10	0	0	0	59.0	50	28	28	20	54
PITCHER	W-L	ERA	G	GS	CG	SHO	SV	IP	H	R	ER	BB	SO
Nelson, Nick	4-5	4.07	33	9	0	0	1	73.0	70	42	33	36	86
Nickle, Doug	12-8	2.21	81	2	0	0	14	146.1	120	43	36	53	97
Noesi, Hector	2-2	3.95	9	8	1	0	0	43.1	51	21	19	13	31
Noles, Dickie	3-2	3.35	26	0	0	0	6	37.2	31	15	14	14	18
Norton, Tim	1-0	0.00	2	0	0	0	0	2.0	2	0	0	1	2
Nova, Ivan	17-10	3.51	43	20	1	0	0	256.2	250	107	100	88	200
Nuding, Zach	3-5	5.05	15	14	0	0	0	76.2	95	47	43	25	51
Nuno, Vidal	2-0	1.44	5	5	0	0	0	25.0	14	4	4	2	30
Nye, Ryan	23-22	4.83	68	63	3	2	0	395.1	422	236	212	131	317
PITCHER	W-L	ERA	G	GS	CG	SHO	SV	IP	H	R	ER	BB	SO
O'Connor, Michael	3-6	3.73	31	15	0	0	0	108.2	117	49	45	28	95
O'Day, Darrel	0-0	0.00	3	0	0	0	0	3.0	2	0	0	0	6
Ohlendorf, Ross	4-4	4.77	26	14	0	0	0	88.2	114	50	47	29	73
Olivares, Omar	0-3	4.87	75	7	0	0	0	44.1	49	25	24	20	28
Olson, Tyler	1-2	5.27	11	3	0	0	0	27.1	31	17	16	8	21
O'Neal, Randy	4-4	2.53	18	11	5	2	1	96.0	82	33	27	23	71
Ontiveros, Steve	2-1	2.62	8	8	0	0	0	34.1	32	11	10	13	21
Oropesa, Eddie	1-1	2.35	14	1	0	0	0	15.1	14	5	4	4	11
Ort, Kaleb	4-0	4.05	24	0	0	0	2	33.3	29	17	15	24	51
Ortiz, Ramon	13-6	3.45	27	27	1	0	0	169.1	167	75	65	37	104
Ortiz, Russ	2-1	1.59	3	3	0	0	0	17.0	14	4	3	8	12
Otto Jr., Glenn	1-0	4.35	2	2	0	0	0	10.1	14	5	5	3	12
PITCHER	W-L	ERA	G	GS	CG	SHO	SV	IP	H	R	ER	BB	SO
Park, Chan-Ho	0-0	0.00	1	1	0	0	0	1.0	1	0	0	0	2
Padilla, Vicente	8-0	3.05	19	19	0	0	0	91.1	76	33	31	18	85
Parris, Steve	3-3	4.89	14	6	0	0	1	57.0	66	34	31	20	33
Patterson, Corey	0-1	9.00	1	0	0	0	0	1.0	3	1	1	0	0
Patterson, Jeff	15-10	3.58	125	2	0	0	14	201.1	191	86	80	98	143
Patterson, Scott	2-1	3.58	44	0	0	0	5	50.1	47	22	20	13	55
Pazos, James	5-3	1.79	44	0	0	0	3	60.1	44	14	12	34	78
Pena, Jose	0-1	9.95	3	1	0	0	0	6.1	8	7	7	5	6
Pendleton, Lance	5-4	3.49	24	15	0	0	1	100.2	87	40	39	36	67
Perez, Franklin	1-12	5.35	67	6	0	0	23	104.1	109	72	62	40	65
Perez, Kelvin	1-6	6.73	15	4	0	0	0	32.1	47	24	24	14	34
PITCHER	W-L	ERA	G	GS	CG	SHO	SV	IP	H	R	ER	BB	SO
Perez, Oliver	1-0	2.57	16	0	0	0	0	14.0	17	5	4	3	15
Perez, Yorkis	0-0	0.00	4	1	0	0	0	4.1	2	0	0	1	3
Perry, Pat	2-4	3.98	36	1	0	0	4	54.1	60	26	24	21	3
Persson, Robert	0-1	4.32	2	2	0	0	0	8.1	8	4	4	1	7
Pestano, Vinnie	1-1	3.38	8	0	0	0	0	10.2	8	4	4	1	16
Pettitte, Andy	0-1	5.40	1	1	0	0	0	5.0	8	5	3	2	5
Phelps, David	11-8	3.03	31	30	1	1	0	184.1	195	73	62	42	154
Phillips, Heath	3-4	5.50	35	4	0	0	0	55.2	67	39	34	22	43
Pinder, Brandon	2-3	2.86	38	0	0	0	3	56.2	50	22	18	15	56
Pineda, Michael	1-2	3.07	9	9	0	0	0	35.2	30	12	12	8	40
Politte, Cliff	8-4	3.12	21	20	1	0	0	112.2	94	45	39	41	106
Ponson, Sidney	0-0	2.25	1	1	0	0	0	4.0	3	2	1	3	2
Pope, Justin	2-1	6.00	13	2	0	0	0	24.0	27	17	16	5	10
Pope, Ryan	3-1	6.25	19	1	0	0	0	33.1	43	23	23	8	27
Powell, Brian	5-5	3.25	16	15	4	2	0	97.0	84	44	35	18	65
Prihoda, Luke	1-0	1.69	2	0	0	0	0	5.1	5	1	1	1	4
Prior, Mark	0-0	0.00	1	0	0	0	0	1.0	1	0	0	0	2

ALL-TIME SWB PITCHING STATISTICS

PITCHER	W-L	ERA	G	GS	CG	SHO	SV	IP	H	R	ER	BB	SO
Proctor, Scott	0-0	2.57	6	0	0	0	0	7.0	8	2	2	2	8
Pumphrey, Ken	9-9	6.09	25	25	2	0	0	133.0	162	100	90	44	80

PITCHER	W-L	ERA	G	GS	CG	SHO	SV	IP	H	R	ER	BB	SO
Quantrill, Paul	3-3	3.47	8	8	1	1	0	57.0	55	25	22	6	36
Quirico, Rafael	4-4	3.32	13	13	1	0	0	65.0	48	29	24	26	51

PITCHER	W-L	ERA	G	GS	CG	SHO	SV	IP	H	R	ER	BB	SO
Ramirez, Edwar	3-5	1.98	62	0	0	0	10	100.0	61	23	22	31	144
Ramirez, Jose	7-3	3.38	49	8	0	0	11	93.1	82	42	35	54	100
Rapada, Clay	1-0	4.66	10	0	0	0	1	9.2	13	5	5	4	30
Rasner, Darrell	5-0	0.69	7	6	0	0	0	39.0	23	4	3	8	40
Reedding, Tim	7-4	2.46	13	12	1	0	0	84.0	68	24	23	17	62
Reeves, James	0-0	5.40	1	0	0	0	0	1.2	1	1	1	3	1
Reith, Brian	0-4	7.00	4	4	0	0	0	18.0	26	18	14	11	13
Ricci, Chuck	8-6	3.26	112	1	0	0	31	129.2	108	52	47	46	138
Richardson, Antaoan	0-0	0.00	1	0	0	0	0	1.0	0	0	0	2	0
Riddings, Stephen	1-0	2.70	8	0	0	0	1	10.0	8	6	3	2	12
Ring, Royce	2-1	1.93	52	0	0	0	2	42.0	35	12	9	11	39
Ritchie, Wally	13-7	3.90	76	35	5	2	7	260.2	246	129	113	76	157
Rivera, Ben	3-1	2.33	5	4	1	0	0	27.0	19	7	7	7	23
Roa, Joe	14-0	1.86	17	17	1	0	0	111.0	83	24	23	16	74
Roberge, J.P.	0-0	0.00	1	0	0	0	0	0.1	0	0	0	0	0
Robertson, David	4-3	1.92	31	1	0	0	3	51.2	30	18	11	23	78
Rodriguez, Wilking	2-0	1.69	7	0	0	0	0	10.2	7	2	2	3	13
Rogers, Esmil	1-1	3.38	7	7	0	0	0	34.2	37	16	13	12	18
Rogers, Josh	6-8	3.95	19	19	1	1	0	109.1	118	53	48	29	83
Rojas, Chris	0-1	3.86	1	1	0	0	0	7.0	6	4	3	2	4
Romano, Sal	1-1	3.56	25	0	0	0	2	30.1	26	18	12	5	25
Romanski, Josh	0-1	45.00	1	0	0	0	0	1.0	4	5	5	2	2
Romero, J.C.	1-0	2.92	11	0	0	0	0	12.1	11	5	4	5	10
Rondon, Francisco	3-1	3.90	16	1	0	0	0	30.0	28	15	13	18	28
Rosa, Adonis	9-1	3.58	19	14	0	0	0	93.0	97	48	37	22	72
Rosenthal, Trevor	0-0	108.00	1	1	0	0	0	0.1	0	4	4	3	0
Ruffcorn, Scott	2-0	1.16	5	5	2	2	0	31.0	22	6	4	10	20
Ruffin, Bruce	9-6	4.67	22	22	1	0	0	125.1	126	71	65	80	94
Rumbelow, Nick	7-5	3.12	65	0	0	0	14	98.0	82	39	34	26	106
Russ, Addison	0-0	8.74	8	0	0	0	0	11.1	12	11	11	14	13
Ruth, Eric	2-1	4.01	6	6	0	0	0	33.2	33	16	15	7	19
Rutherford, Mark	1-1	3.60	2	2	0	0	0	10.0	11	5	4	2	5
Ryan, Ken	4-2	4.73	40	0	0	0	8	53.1	66	32	28	25	45

PITCHER	W-L	ERA	G	GS	CG	SHO	SV	IP	H	R	ER	BB	SO
Sanches, Brian	8-5	3.26	91	2	0	0	20	132.2	114	50	48	43	131
Sanchez, Humberto	2-0	0.00	3	0	0	0	0	5.0	2	0	0	4	6
Sanchez, Romulo	15-13	4.04	50	27	0	0	0	169.0	154	81	75	93	160
Saniz, Amauri	5-6	5.99	50	3	0	0	0	76.2	98	52	51	29	57
Sanitana, Julio	1-1	3.64	19	0	0	0	3	29.2	29	12	12	12	26
Santiago, Jose	3-2	1.29	22	0	0	0	7	28.0	28	6	4	7	21
Scanlan, Bob	8-11	4.85	23	23	1	0	0	130.0	128	79	70	59	74
Schilling, Curt	1-0	1.57	4	4	0	0	0	23.0	15	4	4	10	16
Schmidt, Clarke	0-1	2.10	6	5	0	0	0	25.2	25	14	6	8	32
Schmidt, Josh	6-2	3.41	21	0	0	0	1	37.0	34	15	14	14	32
Schrenk, Steve	5-2	2.21	58	0	0	0	5	77.1	56	22	19	26	61
Schwinden, Chris	0-1	6.75	1	1	0	0	0	4.0	8	4	3	1	2
Scott, Darryl	11-11	4.34	90	4	0	0	20	145.0	137	77	70	62	128
Seavage, Ray	1-0	5.79	3	0	0	0	0	4.2	5	4	3	2	3
Searcy, Steve	0-2	3.46	8	3	0	0	1	26.0	19	10	10	12	22
Sears, J.P.	7-0	2.87	10	10	0	0	0	53.1	41	19	17	11	65
Sebra, Bob	3-4	4.73	11	11	1	0	0	64.2	61	36	34	21	56
Segovia, Zack	3-2	4.19	44	0	0	0	4	62.1	68	32	29	14	51
Shaw, Shawn	0-1	18.36	4	3	0	0	0	8.1	16	18	17	10	3
Semple, Shawn	1-3	2.92	43	0	0	0	5	71.0	64	28	23	17	45
Serrano, Elito	8-5	4.10	68	9	0	0	8	129.2	122	64	59	67	117
Severino, Luis	15-1	2.90	25	24	0	0	0	139.2	118	51	45	35	130
Shaffar, Ben	0-0	10.13	3	0	0	0	0	5.1	6	6	6	4	2
Sharts, Steve	7-4	3.11	113	4	0	0	9	150.1	127	55	52	42	76
Sheffield, Justus	6-4	2.56	20	15	0	0	0	88.0	66	28	25	36	84
Shelton, Mike	0-3	6.35	10	3	0	0	1	28.1	35	20	20	13	21
Shreve, Chasen	1-0	1.48	23	1	0	0	2	30.1	15	5	5	11	39
Shumaker, Anthony	3-6	5.86	15	15	1	0	0	93.2	125	64	61	35	50
Silva, Carlos	2-1	3.52	4	4	0	0	0	23.0	21	9	9	4	13
Sims, Mark	9-6	3.04	89	2	0	0	2	118.1	114	55	40	47	67
Sisco, Andrew	2-0	1.88	16	0	0	0	0	14.1	8	3	3	12	15
Slusarski, Joe	2-3	7.82	10	4	0	0	0	38.0	50	36	33	10	29
Smith, Bud	0-2	4.43	4	4	0	0	0	20.1	24	12	10	8	11
Smith, Caleb	9-1	2.55	19	18	0	0	0	102.1	80	37	29	33	101
Smith, Greg	3-3	4.84	13	10	0	0	0	57.2	68	34	31	27	36
Smith, Matt	0-0	2.00	9	0	0	0	4	9.0	5	2	2	6	6
Smith, Mike	0-0	9.82	1	1	0	0	0	3.2	5	4	4	3	2
Sodowsky, Clint	0-0	3.86	7	0	0	0	3	7.0	8	4	3	3	8
Somsen, Layne	1-0	0.00	4	0	0	0	0	6.0	3	0	0	5	10
Soriano, Rafael	1-0	4.50	2	0	0	0	0	2.0	1	1	1	0	2
Sosbee, David	4-1	3.33	35	0	0	0	6	54.0	51	25	20	22	65
Spence, Josh	1-1	3.98	33	9	9	9	1	43.0	50	19	19	17	41
Springer, Dennis	10-11	4.68	30	23	4	0	0	171.0	163	101	89	4	115
Stephens, Jason	1-1	5.40	3	1	0	0	0	6.2	7	9	4	5	8
Stephenson, Garrett	4-9	5.44	20	14	2	0	0	102.2	108	68	62	28	75

General Information

2022 Field Staff

2022 Railriders

International League

2021 Review

All-Time Roster & Stats

SWB Records

Additional Information

ALL-TIME SWB PITCHING STATISTICS

PITCHER	W-L	ERA	G	GS	CG	SHO	SV	IP	H	R	ER	BB	SO
Stevens, Matt	1-0	6.23	9	0	0	0	0	13.0	19	11	9	4	11
Strickland, Scott	4-0	3.53	52	0	0	0	12	66.1	50	28	26	27	72
Stoneburner, Graham	4-6	4.26	19	15	0	0	0	76.0	78	41	36	23	39
Sulbaran, Miguel	1-0	0.00	1	1	0	0	0	5.0	5	0	0	2	3
Swanson, Erik	3-2	3.86	14	13	1	0	0	72.1	63	32	31	14	78
Swarzak, Anthony	1-4	3.86	15	6	1	0	7	46.2	47	20	20	8	43
PITCHER	W-L	ERA	G	GS	CG	SHO	SV	IP	H	R	ER	BB	SO
Tabaka, Jeff	0-4	6.32	6	6	0	0	0	31.1	32	26	22	23	15
Taillon, Jameson	0-0	6.00	1	1	0	0	0	3.0	4	2	2	0	2
Tanaka, Masahiro	0-0	4.09	3	3	0	0	0	11.0	9	5	5	2	10
Tarpley, Stephen	7-3	2.88	35	2	0	0	3	65.2	48	25	21	24	72
Tejeda, Robinson	2-0	2.22	5	5	0	0	0	28.1	21	8	7	13	28
Tateyama, Yoshinori	2-3	2.77	30	1	0	0	1	55.2	53	18	17	7	59
Telemaco, Amaury	20-15	3.56	61	54	3	2	0	331.1	300	144	131	78	248
Texeira, Kanekoa	0-1	22.85	5	0	0	0	0	4.1	16	13	11	3	4
Thomas, Evan	26-25	4.19	72	67	3	2	0	397.0	401	199	185	129	281
Thomas, Justin	2-1	3.45	30	6	0	0	1	57.1	49	23	22	20	49
Todd, Jess	0-1	10.80	2	0	0	0	0	1.2	1	2	2	2	1
Tomko, Brett	1-0	0.64	10	0	0	0	4	14.0	8	1	1	4	17
Towers, Josh	7-6	2.74	19	18	0	0	0	101.2	89	32	31	24	55
Traber, Billy	2-1	3.40	40	2	0	0	4	47.2	46	19	18	13	41
Tracy, Matt	2-9	4.79	26	18	0	0	1	107.0	122	67	57	43	69
Tranberg, Mark	1-4	7.23	11	2	0	0	0	23.2	32	19	19	6	15
Troutman, Keith	7-4	4.39	51	0	0	0	0	94.2	99	53	46	36	87
Turley, Nik	5-3	4.34	14	13	0	0	0	66.1	57	37	32	46	48
PITCHER	W-L	ERA	G	GS	CG	SHO	SV	IP	H	R	ER	BB	SO
Valdes, Raul	1-0	0.00	3	0	0	0	0	3.0	5	0	0	0	2
Valdez, Jose	2-1	4.19	9	0	0	0	0	19.1	23	9	9	10	18
Van Benschoten, John	2-0	2.31	6	1	0	0	1	11.2	13	3	3	6	8
Vargas, Cesar	0-0	6.75	3	0	0	0	1	5.1	6	4	4	0	11
Venditte, Pat	3-6	3.25	33	2	0	0	0	69.1	65	25	25	23	65
Veras, Jose	2-0	3.10	25	0	0	0	13	29.0	25	11	10	11	38
Villone, Ron	0-1	1.90	17	0	0	0	1	23.2	21	6	5	10	27
Vosberg, Ed	1-0	2.79	28	0	0	0	5	29.0	24	9	9	13	24
PITCHER	W-L	ERA	G	GS	CG	SHO	SV	IP	H	R	ER	BB	SO
Wade, Cory	3-0	2.16	18	0	0	0	5	33.1	22	12	8	9	20
Wagner, Brandon	0-1	0.00	2	0	0	0	0	2.1	2	1	0	0	0
Wang, Chien-Ming	1-0	0.00	2	2	1	1	0	13.0	7	0	0	3	7
Ward, Bryan	3-2	2.30	22	0	0	0	6	27.1	23	11	7	8	17
Warren, Adam	17-21	3.74	92	55	3	1	2	363.1	368	162	151	130	279
Webb, Tyler	11-7	3.40	99	5	0	0	5	164.0	157	71	62	44	196
Wedel, Jeremy	8-1	3.00	60	1	0	0	1	87.0	88	36	29	29	52
Weissert, Greg	3-1	1.96	28	0	0	0	2	36.2	20	11	8	22	40
Welch, Mike	4-6	6.59	44	11	0	0	2	109.1	143	86	80	30	43
Wells, Bob	1-3	2.65	22	0	0	0	0	34.0	37	13	10	11	21
Wesneski, Hayden	2-1	3.27	3	2	0	0	0	11.0	10	4	4	5	12
West, David	1-0	0.00	1	1	1	1	0	7.0	2	0	0	0	6
Weston, Mickey	10-6	3.16	26	24	2	1	1	170.2	166	65	60	29	79
Whelan, Kevin	7-4	3.59	100	0	0	0	37	110.1	87	45	44	53	134
White, Matt	7-9	3.58	38	13	0	0	1	110.2	111	46	44	36	69
White, Steven	10-8	4.73	41	25	1	0	1	173.1	179	103	91	75	108
Whiteside, Matt	1-4	6.48	30	1	0	0	5	33.1	47	24	24	7	21
Whitley, Chase	17-9	2.89	83	16	0	0	4	196.1	157	65	63	60	178
Wiegandt, Scott	1-3	3.75	54	0	0	0	2	60.0	66	28	25	36	46
Williams, Jeff	0-0	0.00	1	0	0	0	0	2.0	0	0	0	0	0
Williams, Mike	20-11	3.61	47	46	6	2	0	283.2	276	120	115	84	173
Williams, Mitch	2-2	10.20	9	0	0	0	0	15.0	25	20	17	11	15
Williams, Shad	0-2	19.80	2	2	0	0	0	5.0	17	11	11	3	2
Williams, Scott	0-1	9.82	4	0	0	0	0	3.2	5	4	4	3	7
Wilson, Gary	3-7	4.92	40	10	0	0	0	104.1	121	65	57	45	46
Wilson, Justin	0-0	0.00	3	0	0	0	0	3.0	0	0	0	2	2
Winston, Darrin	7-6	4.70	55	11	1	0	0	113.0	114	65	59	46	84
Woiciechowski, Asher	0-1	5.68	4	3	0	0	1	12.2	14	8	8	11	44
Wolf, Randy	13-13	4.30	38	37	1	0	0	234.1	250	130	112	82	197
Woodard, Steve	3-1	2.16	15	1	0	0	5	25.0	17	6	6	6	13
Wooten, Eric	2-5	4.66	12	8	0	0	0	56.0	67	30	29	16	44
Wordekemper, Eric	7-3	3.57	76	0	0	0	4	98.1	102	39	39	33	74
Wotherspoon, Matt	3-0	2.10	16	2	0	0	4	34.1	30	8	8	10	26
Wright, Chase	2-1	2.41	6	6	0	0	0	37.1	27	12	10	9	19
PITCHER	W-L	ERA	G	GS	CG	SHO	SV	IP	H	R	ER	BB	SO
Yarnall, Ed	5-5	3.97	24	23	0	0	0	118.0	103	54	52	56	93
Yates, Kirby	0-1	1.62	14	0	0	0	4	16.2	12	3	3	6	19
PITCHER	W-L	ERA	G	GS	CG	SHO	SV	IP	H	R	ER	BB	SO
Zagurski, Mike	6-3	2.66	39	0	0	0	2	47.1	37	16	14	21	75
Zambrano, Victor	0-1	18.00	1	1	0	0	0	4.0	11	8	8	3	2
Zamora, Peter	13-6	3.38	100	6	0	0	18	141.0	127	54	53	70	111

INDIVIDUAL, TEAM & POSTSEASON RECORDS



HEAD-TO-HEAD RECORDS

REGULAR SEASON PNC FIELD RECORD

	'89	'90	'91	'92	'93	'94	'95	'96	'97	'98	'99	'00	'01	'02	'03	'04	'05	'06
Buffalo	0-0	2-0	1-1	---	---	---	---	---	---	2-5	5-4	5-4	4-4	3-5	4-4	2-6	5-3	6-1
Charlotte	---	---	---	---	3-4	3-4	---	3-4	3-4	2-1	0-3	2-2	2-2	4-0	4-0	2-2	5-1	2-2
Columbus	3-3	1-5	2-5	2-8	4-3	1-6	2-5	4-3	2-5	2-2	3-1	1-3	0-4	2-2	2-2	3-1	4-0	---
Denver	2-0	2-1	---	---	---	---	---	---	---	---	---	---	---	---	---	---	---	---
Durham	---	---	---	---	---	---	---	---	---	4-0	2-2	2-2	1-3	1-3	1-2	3-1	2-2	2-2
Gwinnett	---	---	---	---	---	---	---	---	---	---	---	---	---	---	---	---	---	---
Indianapolis	3-0	1-2	1-2	---	---	---	---	---	---	1-3	0-4	3-1	3-1	1-3	2-2	3-1	2-2	2-2
Iowa	0-3	2-0	---	---	---	---	---	---	---	---	---	---	---	---	---	---	---	---
Lehigh Valley	---	---	---	---	---	---	---	---	---	---	---	---	---	---	---	---	---	---
Louisville	2-0	2-1	2-1	---	---	---	---	---	---	1-3	4-0	4-0	3-1	3-1	3-1	3-1	2-2	1-3
Nashville	1-1	2-1	1-1	---	---	---	---	---	---	---	---	---	---	---	---	---	---	---
Norfolk	2-4	4-2	5-2	12-0	4-3	5-2	6-1	3-4	3-4	1-2	2-3	4-0	2-2	3-1	2-2	0-4	3-1	3-1
Oklahoma City	1-2	---	---	---	---	---	---	---	---	---	---	---	---	---	---	---	---	---
Omaha	1-2	1-1	---	---	---	---	---	---	---	---	---	---	---	---	---	---	---	---
Ottawa	---	---	---	---	4-5	3-6	5-4	5-4	7-2	7-1	4-4	7-1	7-1	7-1	5-3	4-4	2-6	6-2
Pawtucket	6-3	6-3	6-5	9-4	5-4	3-6	6-3	3-6	4-5	5-3	6-2	4-4	5-3	6-2	4-4	2-6	4-6	5-3
Richmond	4-2	3-3	4-3	11-2	2-5	3-4	2-5	4-3	5-2	2-2	2-2	4-0	1-3	1-3	2-2	1-3	3-1	4-0
Rochester	5-2	4-5	5-6	7-3	3-6	3-6	5-3	7-2	6-3	5-3	6-2	4-4	7-1	8-0	5-3	6-2	2-6	4-4
Syracuse	4-2	4-5	4-7	8-2	6-3	6-3	5-4	4-5	5-4	2-6	5-3	5-3	3-5	3-5	7-1	4-3	7-1	5-3
Toledo	5-1	4-2	2-5	7-3	6-1	4-3	2-5	5-2	4-3	3-1	3-1	2-2	2-2	3-1	2-2	1-3	2-2	3-1
Worcester	---	---	---	---	---	---	---	---	---	---	---	---	---	---	---	---	---	---
TOTALS	39-25	39-33	33-38	56-22	37-34	31-40	36-34	38-33	39-32	37-32	41-32	49-24	39-33	46-26	41-30	35-36	40-34	47-24

	'07	'08	'09	'10	'11	'12	'13	'14	'15	'16	'17	'18	'19	'21	TOTAL
Buffalo	5-3	7-1	4-4	3-5	5-3	4-4	4-4	3-5	7-4	8-3	5-3	8-2	3-8	---	109-90
Charlotte	2-1	3-1	2-2	4-0	2-2	2-2	3-1	1-3	1-2	2-2	3-1	0-3	---	---	65-55
Columbus	2-2	2-2	1-3	2-2	1-3	3-1	1-3	1-3	2-1	1-3	1-2	2-1	3-1	---	62-89
Denver	---	---	---	---	---	---	---	---	---	---	---	---	---	---	4-1
Durham	3-1	4-0	1-3	1-3	0-4	1-3	1-3	2-2	1-3	3-1	1-2	1-2	2-1	---	39-45
Gwinnett	---	---	2-2	1-3	1-3	4-0	2-2	2-2	1-2	2-1	1-2	2-1	1-2	---	18-18
Indianapolis	2-2	2-2	1-2	4-0	2-2	1-3	1-3	4-0	2-1	3-0	2-1	2-3	2-1	---	50-43
Iowa	---	---	---	---	---	---	---	---	---	---	---	---	---	---	70-49
Lehigh Valley	---	7-1	5-3	5-3	3-5	5-3	5-3	3-5	6-4	6-4	4-3	5-4	9-9	---	50-38
Louisville	2-2	1-3	2-2	4-0	2-2	2-2	1-3	1-3	2-2	1-2	2-1	1-1	1-2	---	4-3
Nashville	---	---	---	---	---	---	---	---	---	---	---	---	---	---	91-59
Norfolk	3-1	1-3	3-1	3-1	2-2	2-2	2-2	1-3	1-2	2-1	2-1	2-2	3-0	---	2-4
Oklahoma City	---	---	---	---	---	---	---	---	---	---	---	---	---	---	2-3
Omaha	---	---	---	---	---	---	---	---	---	---	---	---	---	---	79-46
Ottawa	6-2	---	---	---	---	---	---	---	---	---	---	---	---	---	151-115
Pawtucket	7-1	4-4	7-1	5-3	2-6	4-4	1-7	4-4	8-3	4-3	10-1	4-3	5-2	---	62-49
Richmond	1-3	3-1	---	---	---	---	---	---	---	---	---	---	---	---	172-106
Rochester	4-0	5-3	7-1	8-0	6-2	4-4	4-4	6-4	3-4	7-3	6-5	7-4	9-3	---	171-106
Syracuse	7-1	5-3	2-6	5-3	6-2	6-2	6-2	6-2	3-4	8-1	6-3	5-5	7-2	10-7	86-60
Toledo	1-3	2-2	3-1	3-1	2-2	3-1	2-2	2-2	3-0	2-1	1-1	1-2	1-2	---	2-4
Worcester	---	---	---	---	---	---	---	---	---	---	---	---	---	---	1,245-960
TOTALS	45-26	46-26	40-31	48-24	34-38	41-31	33-39	35-37	39-33	44-27	44-26	39-29	46-28	34-31	

REGULAR SEASON ROAD RECORD

	'89	'90	'91	'92	'93	'94	'95	'96	'97	'98	'99	'00	'01	'02	'03	'04	'05	'06
Buffalo	0-3	1-2	1-2	---	---	---	---	---	---	1-7	6-1	3-5	4-4	3-5	3-5	3-5	2-6	5-3
Charlotte	---	---	---	---	3-4	3-4	6-1	5-2	2-5	2-2	1-4	2-2	1-3	3-1	2-2	3-1	1-1	2-2
Columbus	3-3	3-3	3-4	4-6	0-7	4-3	6-1	2-5	3-4	2-2	0-4	2-2	3-1	3-1	1-3	3-1	3-1	1-3
Denver	0-3	2-1	---	---	---	---	---	---	---	---	---	---	---	---	---	---	---	---
Durham	---	---	---	---	---	---	---	---	---	0-4	1-3	2-2	1-3	3-1	1-3	0-4	1-3	3-1
Gwinnett	---	---	---	---	---	---	---	---	---	---	---	---	---	---	---	---	---	---
Indianapolis	0-3	2-1	0-2	---	---	---	---	---	---	2-2	2-2	1-3	2-2	2-2	3-1	4-0	1-3	2-2
Iowa	1-1	0-3	---	---	---	---	---	---	---	---	---	---	---	---	---	---	---	---
Lehigh Valley	---	---	---	---	---	---	---	---	---	---	---	---	---	---	---	---	---	---
Louisville	1-2	1-2	1-1	---	---	---	---	---	---	4-0	2-2	1-3	1-3	4-0	3-1	3-1	3-1	2-2
Nashville	0-3	0-2	3-0	---	---	---	---	---	---	---	---	---	---	---	---	---	---	---
Norfolk	3-3	1-5	2-5	3-3	2-5	1-6	2-5	2-5	3-4	3-2	2-1	1-3	2-2	2-2	4-0	4-0	2-2	3-1
Oklahoma City	3-0	2-0	---	---	---	---	---	---	---	---	---	---	---	---	---	---	---	---
Omaha	1-2	2-2	---	---	---	---	---	---	---	---	---	---	---	---	---	---	---	---
Ottawa	---	---	---	---	3-6	5-4	3-6	3-6	1-8	3-5	6-2	5-3	3-5	2-6	4-4	2-6	3-5	2-6
Pawtucket	3-6	3-6	4-8	5-6	4-5	2-7	3-6	4-5	4-4	2-6	4-4	6-1	6-2	6-2	2-6	0-8	3-5	1-7
Richmond	4-0	3-3	4-3	3-4	3-4	2-6	2-5	3-4	2-5	3-1	3-1	3-1	3-1	3-1	3-1	2-0	2-2	2-2
Rochester	4-7	3-6	7-4	3-7	4-5	3-6	4-6	4-5	3-6	3-5	7-1	5-3	4-4	6-2	3-5	3-5	4-4	6-2
Syracuse	4-8	3-6	5-6	7-3	4-5	5-4	6-3	6-3	7-2	1-7	4-4	5-3	6-2	5-3	3-5	5-4	3-5	6-1
Toledo	2-4	3-3	2-5	3-7	1-6	4-3	3-4	3-4	2-5	3-1	3-1	2-2	3-1	3-1	2-2	2-2	1-3	2-2
Worcester	---	---	---	---	---	---	---	---	---	---	---	---	---	---	---	---	---	---
TOTALS	25-54	29-45	32-40	28-36	25-46	31-40	34-38	32-39	27-44	30-43	37-34	36-36	39-32	45-27	32-40	34-37	29-41	37-34

	'07	'08	'09	'10	'11	'12	'13	'14	'15	'16	'17	'18	'19	'21	TOTAL
Buffalo	3-5	3-5	6-2	5-3	5-3	7-1	4-4	3-5	6-3	9-1	5-4	3-5	5-6	4-2	100-97
Charlotte	2-2	3-1	2-2	1-3	2-2	3-1	2-2	1-3	4-0	1-3	2-2	1-1	0-3	---	51-56
Columbus	2-2	4-0	1-2	3-1	2-2	3-1	0-4	0-4	1-2	3-0	1-1	2-2	3-0	---	71-75
Denver	---	---	---	---	---	---	---	---	---	---	---	---	---	---	2-4
Durham	2-2	3-1	2-2	2-2	3-1	4-0	1-3	1-3	4-0	1-2	2-2	1-2	1-2	---	39-46
Gwinnett	---	---	3-1	2-2	2-2	3-1	4-0	4-0	1-2	4-0	3-0	0-3	1-2	---	27-13
Indianapolis	4-0	3-1	3-1	3-1	2-2	1-3	1-3	2-2	2-2	2-1	2-1	1-2	1-2	---	48-44
Iowa	---	---	---	---	---	---	---	---	---	---	---	---	---	---	1-4
Lehigh Valley	---	7-1	5-3	2-6	6-2	3-5	3-5	3-5	4-4	4-2	3-0	4-7	2-7	12-6	124-139
Louisville	3-1	1-3	1-3	1-3	3-1	0-4	3-1	3-1	3-1	3-1	2-1	2-1	0-3	---	51-42
Nashville	---	---	---	---	---	---	---	---	---	---	---	---	---	---	3-5
Norfolk	1-3	2-2	2-1	2-2	1-3	2-2	2-2	2-2	1-2	2-1	2-2	2-1	2-1	---	65-78
Oklahoma City	---	---	---	---	---	---	---	---	---	---	---	---	---	---	5-0
Omaha	---	---	---	---	---	---	---	---	---	---	---	---	---	---	3-4
Ottawa	4-4	---	---	---	---	---	---	---	---	---	---	---	---	---	49-76
Pawtucket	7-1	4-4	5-3	4-4	4-4	3-5	4-4	7-1	5-3	5-4	3-4	6-5	6-1	---	124-139
Richmond	4-4	2-2	---	---	---	---	---	---	---	---	---	---	---	---	48-55
Rochester	1-7	4-4	5-3	6-2	5-3	6-2	4-4	1-7	5-5	5-5	4-3	3-4	1-7	9-2	135-141
Syracuse	4-4	5-3	4-4	5-2	3-3	5-3	4-4	4-4	6-3	5-3	5-3	5-2	7-4	7-4	154-120
Toledo	2-2	1-3	2-2	3-1	1-3	3-1	1-3	2-2	2-1	3-1	3-1	2-1	2-1	---	71-78
Worcester	---	---	---	---	---	---	---	---	---	---	---	---	---	10-7	10-7
TOTALS	39-33	42-30	41-29	39-32	39-31	43-29	35-37	33-39	42-30	47-25	42-29	34-36	31-39	42-21	1,100-1,107

RECORD BREAKDOWN

	HOME	ROAD	NORTH/EA.	WEST	AA/SOUTH	SHUTOUTS
1989	39-25 (.609)	25-54 (.316)	26-28 (.520)	22-26 (.458)	16-25 (.390)	9-14 (.391)
1990	39-33 (.542)	29-45 (.453)	23-31 (.426)	22-26 (.458)	23-21 (.523)	5-13 (.278)
1991	33-38 (.465)	32-40 (.444)	31-36 (.463)	24-32 (.429)	10-10 (.500)	10-5 (.667)
1992	56-22 (.718)	28-36 (.485)	39-25 (.609)	45-33 (.577)	-----	12-12 (.500)
1993	37-34 (.521)	25-46 (.352)	34-38 (.472)	28-42 (.400)	-----	7-5 (.583)
1994	31-40 (.437)	31-40 (.437)	32-40 (.444)	30-40 (.429)	-----	9-9 (.500)
1995	36-34 (.514)	34-38 (.472)	36-36 (.500)	34-36 (.486)	-----	8-4 (.667)
1996	38-33 (.535)	32-39 (.451)	35-37 (.486)	35-35 (.500)	-----	3-9 (.250)
1997	39-32 (.549)	27-44 (.380)	37-35 (.514)	29-41 (.414)	-----	7-9 (.438)
1998	37-32 (.536)	30-43 (.411)	33-46 (.418)	18-14 (.563)	16-15 (.516)	6-6 (.500)
1999	41-32 (.562)	37-34 (.521)	50-30 (.625)	17-15 (.531)	11-21 (.344)	11-9 (.550)
2000	49-24 (.671)	36-36 (.500)	49-32 (.605)	16-16 (.500)	20-12 (.625)	10-6 (.625)
2001	39-33 (.542)	39-32 (.549)	48-31 (.608)	17-15 (.531)	13-19 (.406)	7-13 (.350)
2002	46-26 (.639)	45-27 (.625)	50-30 (.625)	21-11 (.656)	20-12 (.625)	10-8 (.556)
2003	41-30 (.577)	32-40 (.444)	38-42 (.475)	18-14 (.563)	17-14 (.544)	15-6 (.714)
2004	35-36 (.493)	34-37 (.479)	33-47 (.413)	21-11 (.656)	15-15 (.500)	8-6 (.571)
2005	40-34 (.541)	29-41 (.414)	33-47 (.413)	17-15 (.531)	19-13 (.594)	6-3 (.667)
2006	47-24 (.662)	37-34 (.521)	46-32 (.590)	17-15 (.531)	21-11 (.656)	13-11 (.542)
2007	45-26 (.634)	39-33 (.542)	48-32 (.600)	18-14 (.563)	18-13 (.581)	13-5 (.722)
2008	46-26 (.638)	42-30 (.583)	51-29 (.638)	16-16 (.500)	21-11 (.656)	14-10 (.583)
2009	40-31 (.563)	41-29 (.586)	50-30 (.6250)	14-16 (.467)	17-14 (.548)	16-8 (.667)
2010	48-24 (.667)	39-32 (.549)	48-31 (.608)	23-9 (.719)	16-16 (.500)	7-9 (.438)
2011	34-38 (.472)	39-31 (.557)	45-33 (.577)	15-17 (.469)	13-19 (.406)	13-6 (.684)
2012	41-31 (.569)	43-29 (.597)	47-33 (.588)	16-16 (.500)	21-11 (.656)	11-10 (.524)
2013	33-39 (.458)	35-37 (.486)	39-41 (.488)	10-22 (.313)	19-13 (.594)	12-3 (.386)
2014	35-37 (.486)	33-39 (.458)	39-41 (.488)	15-17 (.469)	14-18 (.438)	10-8 (.550)
2015	39-33 (.542)	42-30 (.583)	52-38 (.578)	17-10 (.630)	12-15 (.444)	11-5 (.688)
2016	44-27 (.620)	47-25 (.653)	56-33 (.629)	18-9 (.667)	17-10 (.630)	24-8 (.750)
2017	44-26 (.629)	42-29 (.592)	55-35 (.611)	15-9 (.625)	16-11 (.593)	13-9 (.542)
2018	39-29 (.574)	34-36 (.486)	48-41 (.539)	13-11 (.542)	12-13 (.480)	7-13 (.350)
2019	45-26 (.634)	31-39 (.443)	53-39 (.576)	13-12 (.520)	10-14 (.417)	6-3 (.667)
2021	34-31 (.523)	42-21 (.667)	75-52 (.591)	-----	-----	9-8 (.529)

1,245-960 (.565) 1,100-1,107 (.498) 1,379-1,151 (.545) 634-615 (.508) 407-366 (.527) 322-253 (.560)

	DAY	NIGHT	VS LHP	VS RHP	EX. INN.	DH
1989	4-14 (.222)	60-65 (.444)	23-18 (.561)	41-61 (.402)	9-13 (.409)	18-12 (.600)
1990	5-13 (.278)	63-65 (.492)	16-29 (.356)	52-49 (.515)	8-4 (.667)	13-15 (.464)
1991	9-15 (.375)	56-63 (.471)	26-22 (.542)	39-56 (.411)	2-3 (.400)	5-7 (.417)
1992	11-7 (.611)	73-51 (.589)	28-12 (.700)	56-46 (.549)	9-8 (.529)	27-11 (.711)
1993	11-15 (.423)	51-65 (.440)	16-24 (.381)	46-56 (.451)	6-7 (.462)	4-2 (.667)
1994	9-10 (.474)	53-70 (.431)	20-27 (.426)	42-53 (.442)	10-4 (.714)	6-16 (.273)
1995	12-18 (.400)	58-54 (.518)	18-14 (.563)	52-58 (.473)	6-6 (.500)	9-5 (.643)
1996	13-15 (.464)	57-57 (.500)	15-16 (.484)	55-56 (.495)	7-4 (.636)	12-10 (.546)
1997	13-14 (.481)	53-62 (.461)	22-12 (.647)	44-64 (.407)	4-7 (.364)	9-11 (.450)
1998	14-13 (.519)	53-62 (.461)	17-17 (.500)	50-58 (.463)	4-8 (.333)	6-2 (.750)
1999	16-12 (.571)	62-54 (.534)	14-14 (.500)	64-52 (.552)	6-5 (.545)	5-7 (.417)
2000	19-11 (.633)	66-49 (.574)	20-14 (.588)	65-46 (.586)	14-7 (.667)	15-9 (.625)
2001	10-15 (.400)	68-50 (.576)	25-14 (.641)	53-51 (.510)	11-7 (.611)	2-0 (1.000)
2002	16-17 (.485)	75-36 (.676)	16-15 (.516)	75-38 (.664)	11-8 (.579)	2-6 (.250)
2003	15-16 (.484)	58-54 (.518)	15-20 (.429)	58-50 (.537)	8-6 (.571)	11-5 (.688)
2004	18-14 (.581)	51-59 (.464)	13-14 (.481)	56-59 (.487)	12-6 (.667)	9-11 (.450)
2005	20-21 (.488)	49-54 (.476)	19-14 (.576)	50-61 (.451)	7-6 (.538)	10-4 (.714)
2006	27-13 (.675)	57-45 (.559)	24-15 (.615)	60-43 (.583)	4-10 (.286)	7-7 (.500)
2007	27-14 (.659)	57-45 (.559)	20-18 (.526)	64-41 (.610)	8-6 (.571)	9-5 (.643)
2008	15-15 (.500)	73-41 (.640)	33-14 (.702)	55-42 (.567)	10-3 (.769)	9-5 (.643)
2009	19-11 (.633)	62-49 (.559)	22-14 (.611)	59-47 (.557)	7-6 (.538)	20-12 (.625)
2010	14-10 (.583)	73-46 (.613)	26-20 (.565)	61-36 (.629)	4-3 (.571)	5-5 (.500)
2011	18-12 (.600)	55-57 (.491)	23-14 (.626)	50-55 (.476)	5-6 (.455)	11-8 (.579)
2012	21-15 (.583)	63-45 (.583)	26-12 (.684)	58-48 (.547)	11-5 (.688)	5-7 (.417)
2013	13-16 (.448)	55-60 (.478)	22-19 (.537)	46-57 (.447)	7-9 (.438)	14-8 (.636)
2014	24-17 (.585)	44-59 (.427)	16-19 (.457)	52-56 (.481)	5-5 (.500)	10-10 (.500)
2015	19-15 (.559)	62-48 (.564)	23-22 (.511)	58-41 (.586)	8-6 (.571)	2-2 (.500)
2016	19-14 (.576)	72-38 (.655)	29-23 (.558)	62-29 (.681)	8-3 (.727)	8-2 (.800)
2017	18-9 (.667)	68-46 (.596)	24-19 (.558)	62-36 (.633)	9-1 (.900)	6-5 (.545)
2018	16-20 (.444)	57-45 (.559)	20-24 (.455)	53-41 (.564)	5-7 (.417)	7-5 (.583)
2019	20-21 (.488)	56-44 (.560)	21-16 (.566)	55-49 (.529)	10-6 (.625)	14-8 (.636)
2021	14-13 (.500)	62-38 (.620)	27-15 (.634)	48-37 (.565)	5-7 (.417)	8-10 (.444)

499-455 (.523) 1,922-1,676 (.534) 679-560 (.548) 1,741-1,572 (.526) 239-192 (.555) 298-232 (.562)

RECORD BREAKDOWN

YEAR	W-L	PLACE	PLAYOFFS	YEAR	W-L	PLACE	PLAYOFFS
1989	64-79 (.448)	3rd		2008	88-56 (.611)	1st	Beat Pawtucket, 3-1
1990	68-78 (.466)	2nd					Beat Durham, 3-1
1991	65-78 (.455)	4th					Lost to Sacramento, 1-0
1992	84-58 (.592)	1st	Beat Pawtucket, 3-1 Lost to Columbus, 3-2	2009	81-60 (.574)	1st	Beat Gwinnett, 3-1 Lost to Durham, 3-0 Lost to Columbus, 3-1
1993	62-80 (.437)	3rd		2010	87-56 (.608)	1st	
1994	62-80 (.437)	5th		2011	73-69 (.514)	3rd	
1995	70-72 (.493)	4th		2012	84-60 (.583)	1st	Lost to Pawtucket, 3-1
1996	70-72 (.493)	3rd		2013	68-76 (.472)	5th	
1997	66-76 (.465)	3rd		2014	68-76 (.472)	5th	
1998	67-75 (.472)	6th		2015	81-63 (.562)	1st	Lost to Indianapolis 3-0
1999	78-66 (.542)	1st	Lost to Charlotte, 3-2	2016	91-52 (.636)	1st	Beat Lehigh Valley, 3-0 Beat Gwinnett, 3-1 Beat El Paso, 1-0 Beat Lehigh Valley, 3-1 Lost to Durham, 3-1
2000	85-60 (.586)	2nd*	Beat Buffalo, 3-1 Lost to Indianapolis, 3-2 Beat Buffalo, 3-2 Lost to Louisville, 1-0	2017	86-55 (.610)	1st	Beat Lehigh Valley, 3-1 Lost to Durham, 3-2 Lost to Durham, 3-0
2001	78-65 (.545)	2nd*	Lost to Buffalo, 3-0	2018	73-65 (.529)	2nd*	
2002	91-53 (.632)	1st		2019	76-65 (.539)	1st	
2003	73-70 (.510)	3rd		2021	75-52 (.590)	2nd	
2004	69-73 (.486)	4th		TOTALS	2,420-2,132 (.532)		
2005	69-75 (.479)	T-5th		* Wild Card Winner			
2006	84-58 (.592)	1st	Lost to Rochester, 3-1				
2007	84-59 (.587)	1st	Lost to Richmond, 3-1				

Scranton/Wilkes-Barre All-Time:

2,420-2,132 (.532)

Red Barons (1989-2006):

1,305-1,268 (.507)

Yankees (2007-2012):

497-360 (.580)

RailRiders (2013-Current):

618-504 (.551)

YEAR	APRIL	MAY	JUNE	JULY	AUGUST	SEPT.	OCT.
1989	5-15 (.250)	16-13 (.552)	8-20 (.286)	18-14 (.563)	17-16 (.515)	0-1 (.000)	
1990	9-12 (.429)	14-15 (.483)	17-14 (.548)	15-14 (.517)	11-22 (.333)	2-1 (.667)	
1991	6-12 (.333)	11-19 (.367)	15-14 (.517)	18-13 (.581)	14-18 (.438)	1-2 (.333)	
1992	10-6 (.625)	14-13 (.519)	19-13 (.594)	18-14 (.563)	20-8 (.714)	3-4 (.429)	
1993	12-9 (.571)	13-17 (.433)	11-18 (.379)	9-19 (.321)	15-15 (.500)	2-2 (.500)	
1994	8-11 (.421)	13-18 (.419)	9-21 (.300)	15-14 (.517)	16-14 (.533)	1-2 (.333)	
1995	8-11 (.421)	10-21 (.323)	20-10 (.667)	19-11 (.633)	12-18 (.400)	1-1 (.500)	
1996	10-12 (.455)	15-16 (.484)	15-15 (.500)	15-13 (.536)	14-15 (.483)	1-1 (.500)	
1997	11-11 (.500)	12-17 (.414)	13-16 (.448)	14-16 (.467)	15-16 (.484)	1-0 (1.000)	
1998	8-12 (.400)	15-13 (.536)	14-16 (.467)	12-16 (.429)	14-16 (.467)	4-2 (.667)	
1999	13-9 (.591)	11-17 (.393)	16-11 (.593)	17-13 (.567)	17-13 (.567)	4-3 (.571)	
2000	12-9 (.571)	19-10 (.655)	15-15 (.500)	16-14 (.533)	19-11 (.633)	4-1 (.800)	
2001	12-12 (.500)	11-19 (.367)	16-13 (.551)	20-8 (.714)	18-11 (.621)	1-2 (.333)	
2002	14-11 (.560)	18-12 (.600)	20-9 (.690)	17-10 (.630)	20-11 (.645)	2-0 (1.000)	
2003	11-14 (.440)	15-14 (.517)	15-14 (.517)	18-11 (.621)	14-16 (.467)	0-1 (.000)	
2004	12-9 (.571)	17-12 (.586)	20-8 (.714)	7-22 (.241)	13-16 (.448)	0-6 (.000)	
2005	12-10 (.545)	10-19 (.345)	17-12 (.586)	14-15 (.483)	12-17 (.414)	4-2 (.667)	
2006	16-8 (.667)	13-15 (.464)	15-14 (.517)	20-9 (.690)	17-12 (.586)	3-0 (1.000)	
2007	10-12 (.455)	17-13 (.567)	15-13 (.536)	17-10 (.629)	22-10 (.688)	3-1 (.750)	
2008	18-9 (.667)	18-12 (.600)	13-16 (.448)	20-8 (.714)	19-10 (.655)	0-1 (.000)	
2009	17-3 (.750)	15-15 (.500)	12-14 (.462)	13-14 (.481)	18-12 (.600)	6-2 (.750)	
2010	13-8 (.542)	17-13 (.567)	15-14 (.517)	18-10 (.643)	19-9 (.679)	5-2 (.714)	
2011	14-9 (.609)	13-13 (.500)	14-15 (.483)	16-13 (.552)	14-16 (.467)	2-3 (.400)	
2012	13-10 (.565)	17-13 (.567)	17-14 (.548)	14-12 (.538)	22-9 (.710)	1-2 (.333)	
2013	13-11 (.541)	11-18 (.379)	15-15 (.500)	16-13 (.551)	13-17 (.433)	0-2 (.000)	
2014	11-13 (.458)	17-13 (.567)	12-17 (.414)	14-15 (.483)	13-18 (.419)	1-0 (1.000)	
2015	10-12 (.454)	16-13 (.552)	17-11 (.607)	17-12 (.586)	17-12 (.586)	4-3 (.571)	
2016	12-11 (.522)	18-11 (.621)	19-10 (.655)	18-9 (.667)	19-11 (.633)	5-0 (1.000)	
2017	12-10 (.545)	18-10 (.643)	19-11 (.633)	19-8 (.704)	18-12 (.600)	0-4 (.000)	
2018	10-13 (.435)	14-15 (.483)	17-11 (.607)	15-11 (.577)	15-14 (.517)	2-1 (.667)	
2019	10-13 (.435)	19-8 (.704)	17-14 (.548)	16-12 (.571)	12-17 (.414)	2-1 (.667)	
2021		16-6 (.727)	17-8 (.680)	15-12 (.555)	11-15 (.423)	13-11 (.541)	3-0 (1.000)
352-327 (.518)		473-453 (.511)	494-436 (.531)	494-392 (.558)	493-447 (.524)	78-64 (.549)	3-0 (1.000)

SINGLE-GAME TERM RECORDS

MOST RUNS, GAME

SCRANTON/WILKES-BARRE

	RUNS	OPPONENT	DATE
1)	26	@ Toledo	May 31, 1998
2)	24	@ Durham	May 13, 2000
3)	21	@ Toledo	June 19, 1993
4)	20	vs. Ottawa	July 6, 2007
T-5)	19	@ Syracuse	August 10, 1997
	19	@ Norfolk	May 13, 1999
	19	vs. Columbus	June 24, 2002
	19	vs. Toledo	July 25, 2004
	19	@ Lehigh Valley	June 27, 2021
T-9)	18	Pawtucket	August 20, 1993
	18	Ottawa	August 27, 1996

OPPONENTS

	RUNS	OPPONENT	DATE
1)	26	@ Pawtucket	April 29, 1989
2)	21	Pawtucket	April 29, 1994
3)	20	@ Denver	July 22, 1989
4)	19	@ Pawtucket	August 27, 1998
T-5)	18	Buffalo	April 28, 1998
	18	Rochester	April 13, 1999
	18	Toledo	July 25, 2004
T-8)	17	@ Pawtucket	July 16, 1996
	17	@ Buffalo	July 2, 1998
	17	Syracuse	April 20, 1999
	17	@ Durham	July 27, 1999
	17	@ Ottawa	April 21, 2007

MOST RUNS, INNING

SCRANTON/WILKES-BARRE

	RUNS	OPPONENT	DATE
1)	12 (4th)	@ Charlotte	August 17, 1993
	12 (6th)	@ Charlotte	July 20, 2016
2)	11 (1st)	Pawtucket	September 5, 1998
3)	10 (3rd)	@ Lehigh Valley	June 27, 2021
T-4)	9 (3rd)	@ Syracuse	July 2, 1991
	9 (5th)	@ Toledo	June 19, 1993
	9 (4th)	Ottawa	August 27, 1996
	9 (5th)	Syracuse	April 20, 1999
	9 (1st)	@ Pawtucket	August 26, 2001
	9 (4th)	vs. Rochester	August 13, 2004
	9 (7th)	vs. Syracuse	August 15, 2006
	9 (3rd)	vs. Syracuse	August 1, 2008
	9 (1st)	vs. Toledo	July 15, 2010

OPPONENTS

	RUNS	OPPONENT	DATE
1)	13 (7th)	@ Durham	May 13, 2000
T-2)	10 (7th)	@ Pawtucket	Aug 23, 1990
	10 (7th)	Norfolk	May 19, 1994
T-4)	9 (9th)	Pawtucket	April 29, 1994
	9 (5th)	Pawtucket	August 1, 1996
	9 (6th)	Buffalo	April 28, 1998
	9 (4th)	@ Syracuse	August 1, 2003
	9 (2nd)	Indianapolis	June 9, 2005
	9 (4th)	@ Norfolk	May 4, 2010
	9 (1st)	@ Rochester	Sept. 2, 2011

MOST HITS, GAME

SCRANTON/WILKES-BARRE

	HITS	OPPONENT	DATE
1)	27	@ Toledo	May 31, 1998
2)	26	@ Toledo	June 19, 1993
3)	24	@ Louisville	May 26, 2014
4)	23	@ Lehigh Valley	June 27, 2021
T-5)	22	@ Charlotte	May 4, 1997
	22	@ Syracuse	August 10, 1997
	22	Toledo	July 25, 2004
	22	@ Durham	June 24, 2011
T-9)	21	@ Pawtucket	July 14, 1994
	21	@ Durham	April 12, 2008
T-10)	20	@ Syracuse	July 2, 1991
	20	@ Rochester	August 27, 1991
	20	@ Pawtucket	June 5, 1994
	20	Ottawa	August 27, 1996
	20	@ Buffalo	July 2, 1998
	20	@ Charlotte	May 8, 2002
	20	@ Rochester	August 13, 2004
	20	vs. Norfolk	April 17, 2006
	20	@ Richmond	May 20, 2007
	20	vs. Ottawa	July 6, 2007
	20	@ Rochester	August 18, 2012
	20	vs. Toledo	July 25, 2013
	20	@ Syracuse	June 15, 2018

OPPONENTS

	HITS	OPPONENT	DATE
T-1)	24	@ Pawtucket	July 16, 1996
	24	vs. Louisville	June 26, 2015
T-3)	23	@ Pawtucket	April 29, 1989
	23	@ Buffalo	July 2, 1998
	23	@ Durham	May 13, 2000
	23	vs. Columbus	May 11, 2007
T-6)	22	vs. Norfolk	June 4, 2014
T-6)	22	@ Denver	July 22, 1989
	22	@ Pawtucket	August 27, 1998
	22	vs. Louisville	April 29, 2002
T-11)	21	@ Buffalo	April 28, 1998
T-11)	21	Pawtucket	August 18, 1999
	21	Indianapolis	August 2, 2012

INDIVIDUAL HITTING RECORDS

MOST SEASONS

Career - (7), Gene Schall

MOST GAMES

Season - (143), Keith Miller, Victor Rosario and David Doster; 2002

Career - (604), David Doster

MOST AT-BATS

Game - (8), Many Players

Season - (579), David Doster; 1998 and 2002

Career - (2,340), David Doster

MOST RUNS SCORED

Game - (5), Mickey Morandini; July 30, 1990 vs. Toledo

Gene Schall; July 13, 1996 @ Syracuse

David Doster; August 2 @ Pawtucket

Season - (104), Marlon Anderson; 1998

Career - (346), David Doster

MOST CONSECUTIVE TIMES REACHING BASE

(10); Rob Butler; June 23-25, 1995

MOST HITS

Game - (5), 22x Last: Ryan McBroom, June 15, 2018 @ Syracuse

Consecutive - (8); Jim Rushford, May 3-5, 2005

Doubleheader - (7), Mark Budzinski; June 4, 2005 vs. Toledo

Season - (176), Marlon Anderson; 1998

Career - (665), David Doster

MOST SINGLES

Game - (5), Mark Budzinski; May 7, 2004 @ Syracuse

Season - (122), David Doster

Career - (436), David Doster

MOST DOUBLES

Game - (3), Multiple times, Last: Trey Amburgey, 6/27/2021 @ Lehigh Valley

Season - (39), Chase Utley; 2002

Career - (147), David Doster

MOST TRIPLES

Game - (2), Multiple times, Last: Billy McKinney; July 28, 2017 @ Charlotte

Season - (16), Shane Victorino; 2005

Career - (23), David Doster and Mark Budzinski

MOST HOME RUNS

Game, Extra Innings - (3), Gary Bennett; August 16, 1998 @ Buffalo

Tyler Austin; June 24, 2016 @ Pawtucket

Game - (3) Zoilo Almonte; July 23, 2014 @ Gwinnett

Mike Ford; April 7, 2019 @ Bufalo

Game, Pitcher - (1), Rich Bounantony; April 24, 1990 vs. Tidewater

Chuck Malone; July 21, 1990 @ Louisville

Darrel Akerfelds; July 25, 1991 vs. Tidewater

Pat Combs; July 3, 1994 @ Ottawa

Randy Wolf; June 5, 1999 vs. Richmond

Blas Cedenio; July 28, 2001 vs. Indianapolis

Jeff D'Amico; June 12, 2002 @ Louisville

Consec. Games - (4), Tom Marsh; May 2-5, 1993

Tomas Perez; May 24-27, 2000

Season - (32), Jorge Vazquez; 2011

Career - (86), Gene Schall

Doubleheader - (3), Wendell Magee, Jr., June 22, 1997 @ Toledo

Month - (11), Logan Morrison, June 2019

Season, Left-Handed Hitter - (23), Mike Ford, 2019

Season, Right-Handed Hitter - (32), Jorge Vazquez; 2011

INDIVIDUAL HITTING RECORDS

MOST HOME RUNS CONT.

At Home, Season - (16), Shelley Duncan; 2009 & Jorge Vazquez; 2011
On Road, Season - (20), Wendell Magee Jr.; 1998
At Home, Career - (36), Gene Schall
On Road, Career - (50), Gene Schall

MOST EXTRA-BASE HITS

Game - (4), Dustin Fowler; April 30, 2017 vs. Indianapolis
Wendell Magee Jr.; May 13, 1999 @ Norfolk
Kevin Sefcik; May 7 @ Louisville,
Mark Budzinski; July 25, 2004 vs. Toledo
Shelley Duncan; April 10, 2008 @ Louisville
Season - (62), Marlon Anderson; 1998
Career - (235), Gene Schall

MOST TOTAL BASES

Game - (13), Gary Bennett; August 16, 1998 @ Buffalo
Season - (284), Marlon Anderson; 1998
Career - (1,035), David Doster

MOST RUNS BATTED IN

Game - (9), Mark Budzinski; July 25, 2004 vs. Toledo
Consecutive RBI Games - (10), David Tokheim; 7/13-21, 1995
Season - (106), Torey Lovullo; 1999
Month - (39), Jeff Manto; August 1993
Career - (381), Gene Schall
Doubleheader - (6), Gene Schall; May 14, 2000 @ Durham

MOST SACRIFICE HITS

Game - (2), Multiple Times
Season - (16), Anthony Medrano; 2005
Jonathan Diaz; 2016
Career - (22), Greg Legg

MOST SACRIFICE FLIES

Game - (2), Multiple Players, Last: Francisco Cervelli, Aug. 18, 2012 @ Rochester
Season - (10), David Doster; 1998
Career - (32), David Doster

MOST WALKS

Game - (5), Colin Curtis; April 12, 2012 @ Buffalo
Kosuke Fukudome; August 27, 2012 @ Lehigh Valley
Season - (93), Dan Johnson; 2013
Career - (317), Jon Zuber; 1998

MOST INTENTIONAL WALKS

Game - (2), Multiple Players
Season - (12), Marlon Anderson; 2000
Career - (18), Jon Zuber

MOST HIT BY PITCH

Game - (2), Multiple, Last: Greg Allen, September 11, 2021 vs. Rochester
Season - (20), Chase Utley; 2002
Career - (59), Gene Schall

MOST STRIKEOUTS

Game - (4), Multiple Times, Last: Esetvan Florial, October 1, 2021
Season - (166), Jorge Vazquez; 2011
Career - (444), Gene Schall

MOST STOLEN BASES

Game - (4), Marlon Anderson; May 14, 1998 @ Louisville
Season - (44), Tommy Barrett; 1989
Career - (82), Nick Punto

General Information

2022 Field Staff

2022 Rainmakers

International League

2021 Review

All-Time Roster & Stats

SWB Records

Additional Information

INDIVIDUAL HITTING RECORDS

HIGHEST BATTING AVERAGE (MIN 394 PLATE APP.)

Season - (.331), Danny Sandoval
Career - (.331), Danny Sandoval

HIGHEST SLUGGING PCT (MIN 394 PLATE APP.)

Season - (.577), Shelley Duncan; 2007
Career - (.640), Ryan Howard

HIGHEST ON BASE PCT. (MIN 394 PLATE APP.)

Season - (.421), Jon Zuber, 1997 & 1999
Career - (.421), Ryan Howard

MOST GROUND INTO DP

Game - (3), Keith Miller; May 26, 1989 vs. Louisville
Eric Duncan; April 28, 2009 vs. Lehigh Valley
Season - (25), Chris Coste; 2005

LONGEST BATTING STREAK

(27), Pablo Ozuna; July 27 - August 24, 2004

LONGEST ON-BASE STREAK

(42), Trey Amburgey; August 26, 2019 - July 10, 2021 (G1)



TERM HITTING RECORDS

MOST GAMES

Season - (146); 1990

PLAYERS

Most Season - (84); 2019

Fewest Season - (37); 1990

Most Roster Moves - (340); 2019

MOST AT-BATS

Game - (70), July 25, 2013 vs Toledo

Season - (4,947); 2001

MOST RUNS

Inning - (12), 2x, Last: July 20, 2016 @ Charlotte; 6th inning

Inning, Opponent - (13), May 13, 2000 @ Durham; 5th Inning

Game - (26), May 31, 1998 @ Toledo

Game, Opponent - (26), April 29, 1989 @ Pawtucket

Game, Combined - (37), July 25, 2004 vs. Toledo

Opening Game - (11), April 9, 2009 vs. Lehigh Valley

Shutout Game - (19), May 13, 1999 @ Norfolk

Shutout Game, Opponent - (15), August 18, 1999 vs. Pawtucket

Most Players Scoring Runs, Game - (11), August 10, 1994 @ Toledo

Season - (786); 2019

Fewest, Season - (547); 1989

Consecutive Innings, without scoring - (45.0), May 9-15, 2008

MOST HITS

Game - (27), May 31, 1998 @ Toledo

Game Opp. - (24), July 16, 1996 @ Pawtucket

Game, Combined - (41), July 25, 2004 vs. Toledo

Inning - (10), September 5, 1998 vs Pawtucket (1st Inning)

Season - (1,380); 2005

Fewest Season - (1,136); 1992

MOST SINGLES

Game - (16); 9x, last July 25, 2013 vs Toledo

Season - (971); 2005

MOST DOUBLES

Game - (11), August 10, 1997 @ Syracuse

Season - (303); 1997

Fewest, Season - (184); 1993

MOST TRIPLES

Game - (4), July 14, 2002 vs. Rochester

Season - (59); 1991

Fewest Season - (19); 2003

MOST HOME RUNS

Game - (7), May 31, 1998 @ Toledo

Game, Opponent - (6), August 8, 2000 @ Syracuse

August 22, 2004 vs. Buffalo

July 17, 2005 @ Columbus

Most Consecutive Games, 1+ HR - (10), July 12-21, 1997

Most Consecutive Games, 0 HR - (14), July 15-26, 1989

Season - (212); 2019

Fewest, Season - (71); 1989

Most at Home, Season - (109); 2019

Most on Road, Season - (107); 1998

Grand Slams, Inning - (1), Multiple Times

Grand Slams, Game - (1), Multiple Times

Grand Slams, Season - (8); 2019

MOST EXTRA-BASE HITS

Game - (14), May 31, 1998 @ Toledo

Season - (530); 2019

General Information

2022 Field Staff

2022 RailRiders

International League

2021 Review

All-Time Roster & Stats

SWB Records

Additional Information

TEAM HITTING RECORDS

MOST TOTAL BASES

Game - (55), May 31, 1998 @ Toledo
Season - (2,282); 2019

MOST RUNS BATTED IN

Game - (24), May 31, 1998 @ Toledo
Season - (741); 2019

MOST SACRIFICE HITS

Game - (4), Several Times

MOST SACRIFICE FLIES

Game - (5), April 12, 2005 vs. Richmond

MOST WALKS

Game - (14), August 17, 1998 @ Buffalo
Season - (652), 2002

MOST INTENTIONAL WALKS

Game - (4), July 13, 2001 @ Pawtucket
Season - (36), 1989

MOST HIT BY PITCH

Game - (5), July 29, 2002 vs. Syracuse

MOST STRIKEOUTS

Game - (18); 2x, last August 5, 2021 vs Worcester
Season - (1,147); 2011
Fewest, Season - (727); 1993

MOST STOLEN BASES

Game - (7); 2x, last June 29, 2021 @ Worcester
Opponent - (9); May 4, 2009 @ Indianapolis
Season - (148); 2021

HIGHEST BATTING AVERAGE

Season - (.283); 2005

LOWEST BATTING AVERAGE

Season - (.249); 1994

HIGHEST SLUGGING PERCENTAGE

Season - (.484); 2019

LOWEST SLUGGING PERCENTAGE

Season - (.360); 1990

HIGHEST ON BASE PERCENTAGE

Season - (.352), 2021

LOWEST ON BASE PERCENTAGE

Season - (.317), 2003

MOST GDP'S

Game - (5), 3x, Last: April 24, 2016 @ Syracuse
Season - (149); 2000
Fewest, Season - (96); 1989

PINCH-HITTING RECORDS

MOST AT-BATS

Season - (26), Eric Fox; 1997
Career - (43), Greg Legg

MOST HITS

Season - (5), David Francia; 2002
Career - (8), Greg Legg

MOST HOME RUNS

Season - (2), Floyd Rayford; 1989
Career - (2), Floyd Rayford & Scott Wade

MOST RUNS BATTED IN

Season - (12), Floyd Rayford; 1989
Career - (15), Floyd Rayford

GRAND SLAM HISTORY

1989

Keith Miller
Greg Legg
Floyd Rayford

April 19 @ Syracuse
May 15 vs Oklahoma City
June 24 vs Tidewater (PH)

1990

Steve Stanicek
John Gibbons
Kelly Heath
Steve Stanicek

May 1 @ Richmond
July 27 @ Indianapolis
August 21 @ Pawtucket
August 22 @ Pawtucket

1991

Sil Campusano
Sil Campusano

April 27 @ Columbus
June 10 @ Columbus

1992

Steve Scarsone
Gary Alexander
Rick Schu
Ruben Amaro
Gary Alexander

April 11 vs Syracuse
June 3 @ Syracuse
July 5 vs Syracuse
August 7 @ Pawtucket
September 7 @ Columbus

1993

Victor Rodriguez

May 18 vs Ottawa

1994

None

1995

Phil Geisler

August 12 vs Pawtucket

1996

Gene Schall
David Doster
Wendell Magee

April 27 @ Rochester
May 22 @ Norfolk
August 3 vs Charlotte

1997

Mike Robertson
Tony Barron
Wendell Magee Jr.
Mike Robertson

May 1 @ Columbus
May 16 @ Syracuse
June 28 vs Pawtucket
August 10 @ Syracuse

1998

Doug Angeli
Gary Bennett

June 8 @ Charlotte
August 16 @ Buffalo

1999

Torey Lovullo
Billy McMillon

May 13 @ Norfolk
May 23 vs Durham

2000

Gene Schall
Tomas Perez
David Doster
Jimmy Rollins

April 30 @ Syracuse
May 12 vs. Richmond
June 19 @ Toledo
August 23 vs. Buffalo

2001

Gene Schall
Jason Michaels

May 25 vs. Richmond
June 14 @ Durham

2002

David Doster

Sept. 2, 2002 @ Pawtucket

2003

Jeremy Salazar
Travis Chapman

June 22 vs. Durham
August 19 @ Buffalo

2004

Michel Hernandez
Jorge Padilla
Mark Smith
Shawn Wooten

June 8, 2004 @ Indianapolis
June 11, 2004 @ Louisville
June 14, 2004 @ Louisville
August 13, 2004 @ Rochester

2005

Shane Victorino
Chris Coste
Ryan Howard
Anthony Medrano
Jorge Padilla

May 10 vs. Pawtucket
May 15 @ Rochester
May 28 @ Richmond
August 10 @ Syracuse
August 15 @ Louisville

2006

Brennan King
Joe Thurston
Michael Bourn

July 14, 2006 vs. Toledo
July 28, 2006 vs. Richmond
August 15, 2006 vs. Syracuse

2007

Shelley Duncan
Kevin Reese

June 18, 2007 @ Durham
July 22, 2007 vs. Charlotte

2008

Jason Lane
Nick Green

May 4, 2008 vs. Durham
July 13, 2008 @ Columbus

2009

Colin Curtis
Chris Stewart
Shelley Duncan

July 3 @ Pawtucket
July 7 @ Buffalo
August 30 vs. Pawtucket

2010

Jesus Montero

May 17 vs. Charlotte

2011

Kevin Russo

July 15 @ Toledo

2012

Cole Garner

July 21 @ Gwinnett

2013

Cody Grice
Melky Mesa

June 19, 2013
August 9, 2013

2014

Zelous Wheeler
Rob Segedin

May 28 @ Louisville
July 22 @ Gwinnett

2015

Tyler Austin
Austin Romine
Ben Gamel

June 2 vs. Pawtucket
July 31 vs. Columbus
August 31 @ Buffalo

2016

Chris Parmelee
Ike Davis
Gary Sanchez
Aaron Judge

May 19 @ Louisville
June 30 @ Buffalo
July 20 @ Charlotte
August 7 vs. Syracuse

2017

Eddy Rodriguez
Billy McKinney

May 15 vs. Pawtucket
July 28 @ Charlotte

2018

Brandon Drury
Billy McKinney

May 11 vs. Rochester
July 27 vs. Gwinnett

2019

Billy Fleming
Trey Amburgey
Kyle Higashioka
Breyvic Valera
Mike Ford
Zack Zehner
Wendell Rijo
Gosuke Katoh

April 15 vs. Lehigh Valley
April 29 vs. Rochester
May 5 @ Syracuse
May 24 @ Syracuse
June 9 vs. Syracuse
July 19 vs. Louisville
July 25 @ Columbus
August 31 vs. Buffalo

2021

Chris Gittens

June 27 @ Lehigh Valley
September 15 @ Lehigh Valley
October 3 @ Rochester

Grand Slams, Season (2)

Steve Stanicek (1990)
Sil Campusano (1991)
Gary Alexander (1992)
Mike Robertson (1997)
Chris Gittens (2021)
Gene Schall;
David Doster

Grand Slams, Career (3)

General Information

2022 Field Staff

2022 RailRiders

International League

2021 Review

All-Time Roster & Stats

SWR Records

Additional Information

INDIVIDUAL PITCHING RECORDS

MOST GAMES

Season - (68), Bob Ayrault; 1991
Chuck Ricci; 1995
Career - (150), Dan Giese

MOST GAMES STARTED

Season - (29), Blaise Ilsley; 1995
Carlton Loewer; 1997
Eric Jung; 2002
Career - (75), Kei Igawa

MOST COMPLETE GAMES

Season - (6), Andy Ashby; 1991
Career - (12), Tyler Green

MOST INNINGS PITCHED

Game - (10.1), Dennis Springer; August 13, 1995
Season - (185.1), Blaise Ilsley; 1995
Season, Reliever - (98.2), Bob Ayrault; 1991
Career - (476.2), Kei Igawa

MOST HITS ALLOWED

Game - (16), Brody Koerner; August 9, 2019 vs. Gwinnett
Shutout Game - (11), Rod Bolton; August 10, 1999 vs. Rochester
Season - (211), Calvin Maduro; 1998
Career - (512), Pat Combs

FEWEST HITS ALLOWED

7-Inning Game - (0) Ben Rivera; July 25, 1992 vs. Pawtucket
Tyler Green; July 4, 1993 vs. Ottawa
Robert Ellis; June 6, 2004 vs. Louisville
Sean Boyle; August 23, 2021
9-Inning Game - (0) Jeremy Cummings, Sept. 3, 2006 @ Rochester
(1) Pat Combs; August 19, 1989 @ Pawtucket
Andy Ashby; July 22, 1991 vs. Richmond
John Burgos; August 16, 1991 vs. Columbus
Brett Myers; April 25, 2002 vs. Toledo
Chad Green; July 14, 2016 @ Gwinnett

MOST RUNS ALLOWED

Game - (11), Jaron Long, June 25, 2015 vs. Louisville
John Martin; April 29, 1989 @ Pawtucket
Clay Condrey; July 25, 2004 vs. Toledo
Season - (123), Calvin Maduro; 1998
Career - (289), Pat Combs

MOST EARNED RUNS ALLOWED

Game - (11), Jaron Long, June 25, 2015 vs. Louisville
Clay Condrey; July 25, 2004 vs. Toledo
Season - (118), Calvin Maduro; 1998
Career - (251), Tyler Green

MOST CONSECUTIVE SCORELESS INNINGS

(29.2), Jordan Montgomery; August 7-31, 2016

MOST CONSECUTIVE BATTERS RETIRED

(24), Robert Gaddy; August 29, 1994 vs Norfolk

MOST HOME RUNS ALLOWED

Game - (6), Nelson Figueroa; August 8, 2000 @ Syracuse
Season - (28), Calvin Maduro; 1998
Career - (55), Tyler Green & Kei Igawa

INDIVIDUAL PITCHING RECORDS

MOST WALKS

Game (11), Chuck Malone; May 11, 1991 @ Tidewater
Season - (78), Jason Grimsley & C. Malone; 1990
Career - (191), Pat Combs
Consecutive Innings, no walks - (39.1), Brett Myers June 14-18, 2002

MOST STRIKEOUTS

Game, RHP - (15), Joel Bennett; April 27, 1999 @ Buffalo
Game, LHP - (14), Cole Hamels; April 17 @ Norfolk
Consecutive (Game) - (11), Jonathan Holder; August 28, 2016 @ Rochester
Season - (152), Carlton Loewer; 1997
Career - (373); Kei Igawa

MOST HIT BATSMEN

Game - (4), Gavin Floyd, June 23 @ Buffalo
Season - (19), Gavin Floyd; 2005
Career - (31), Gavin Floyd

MOST WILD PITCHES

Game - (4), Jose DeJesus; May 21, 1990 vs. Oklahoma City
Bruce Ruffin; April 25, 1989 @ Richmond
Ivan Nova; July 7, 2011 vs. Buffalo
Season - (21), Paul Fletcher; 1993
Career - (37), Paul Fletcher

MOST WINS

Season, RHP - (14), Joe Roa; 2002
Season, LHP - (14), Kei Igawa; 2008
Season, Reliever - (12), Dan Giese; 2004
Consecutive - (14), Joe Roa; April 8 - July 6, 2002
Career - (33), Kei Igawa
At Home, Season - (10), Evan Thomas; 2000
On Road, Season - (8), Kyle Abbott; 1993
At Home, Career - (19); Kei Igawa
On Road, Career - (14); Kei Igawa

HIGHEST WINNING PERCENTAGE (10 OR MORE DEC.)

Season - (1.000), Joe Roa (14-0); 2002
Career - (1.000), Joe Roa (14-0)

MOST LOSSES

Season - (16), Gordon Dillard; 1989
Tyler Green; 1994
Season, Reliever - (9), Brad Moore; 1989
Career - (41), Tyler Green
Consecutive - (15), Pat Combs, August 27, 1992 - June 8, 1994
At Home, Season - (8), Tim Mauser; 1991
Robert Gaddy; 1994
On Road, Season - (11), Gordon Dillard; 1989
At Home, Career - (18), Tyler Green
On Road, Career - (23), Tyler Green

MOST SHUTOUTS

Season - (3), Andy Ashby; 1991
Career - (4), Brad Brink

MOST SAVES

Season - (43), Jonathan Albaladejo; 2010
Career - (54), Jonathan Albaladejo

LOWEST ERA (MINIMUM 115.0 IP)

Season - (2.03), Brian Mazzone; 2006
Career - (2.03), Brian Mazzone

General Information

2022 Field Staff

2022 RailRiders

International League

2021 Review

All-Time Roster & Stats

SWR Records

Additional Information

TERM PITCHING RECORDS

NUMBER OF PITCHERS, GAME

Most - (8); April 5, 2002 @ Pawtucket

MOST COMPLETE GAMES

Season - (20); 1989 and 1997

MOST INNINGS

Game - (20) July 7, 2013-vs Toledo

Season - (1,300.1); 2001

Fewest, Season - (1,188.1); 2018

Playoff Game - (19), September 9, 2001 @ Buffalo

MOST HITS ALLOWED

Game - (24), June 25, 2015 vs. Louisville
July 16, 1996 @ Pawtucket

Season - (1,373); 1998

Fewest, Season - (1,056); 2018

MOST RUNS ALLOWED

Inning - (13), May 13, 2000 @ Durham

Game - (26), April 29, 1989 @ Pawtucket

Season - (751); 1998

Fewest, Season - (499); 1992

MOST EARNED RUNS ALLOWED

Season - (681); 1998

Fewest, Season - (437); 1992



TERM PITCHING RECORDS

MOST CONSECUTIVE SCORELESS INNINGS

(32.1); June 23-28, 2007

MOST HOME RUNS ALLOWED

Game - (6), August 8, 2000 @ Syracuse
August 22, 2004 vs. Buffalo
May 25, 2008 @ Pawtucket
April 25, 2009 @ Rochester

Season - (178); 2019

Fewest, Season - (83); 1992

MOST WALKS

Game - (16), 2x, last July 28, 2021 @ Syracuse

Season - (609); 1991

Fewest, Season - (334); 2003

MOST STRIKEOUTS

Game - (22), August 19, 2016 vs. Pawtucket

Game, Extra-Innings - (22), August 28, 2016 @ Rochester

Bullpen, Game - (14), August 28, 2016 @ Rochester

Season - (1,319); 2019

Fewest, Season - (802); 1989

MOST HIT BATSMEN

Game - (5); May 20, 2002 @ Durham

June 23, 2006 @ Buffalo

Season - (74); 2007

Fewest, Season - (25); 2016

MOST WILD PITCHES

Game - (7); July 18, 2001 @ Columbus

Season - (88); 2011

Fewest, Season - (37); 2002

MOST WINS

Season - (91); 2002 & 2016

Fewest, Season - (62); 1993 & 1994

MOST LOSSES

Season - (80); 1993 & 1994

Fewest, Season - (52); 2x, last 2021

MOST SHUTOUTS

Season, Won - (24); 2016

Season, Lost - (14); 1989

Fewest Won, Season - (4); 1996 & 2005

MOST SAVES

Season - (58); 2010

Fewest, Season - (26); 1994

LOWEST ERA

Season - (2.98); 2016

HIGHEST ERA

Season - (4.94); 2019

General Information

2022 Field Staff

2022 RailRiders

International League

2021 Review

All-Time Roster & Stats

SWB Records

Additional Information

MISCELLANEOUS RECORDS

FIELDING ERRORS

Game - (6); May 17, 1997 @ Syracuse
 July 4, 1997 vs. Rochester
 September 29, 2021 @ Rochester
 Game, Both Clubs - (11)
 April 30, 1996 vs. Richmond
 Most, Season - (155), 1994
 Fewest, Season - (67), 2011
 Player, Season - (38), Kim Batiste; 1991
 Player, Career - (63), David Doster

MOST PASSED BALLS

Season - (21), 2016

FEWEST PASSED BALLS

Season - (4), 2002

OLDEST PLAYER

Larry Andersen; 45 years, 236 days (2007)

YOUNGEST PLAYER

Jesus Garces, 18 years, 364 days (1991)

WON-LOST PERCENTAGE

Highest, Season - (.636); 2016
 Lowest, Season - (.437); 2x, Last: 1994

MOST GAMES WON

Season - (91); 2x, Last: 2016
 Consecutive, Season - (11), April 9-19, 2009
 Fewest, Season - (62); 2x, Last: 1994

MOST GAMES LOST

Season - (80); 2x, Last: 1994
 Consecutive, Season - (10), August 18-26, 1990
 Fewest, Season - (52); 2x Last 2021

MOST HOME GAMES WON

Season - (56); 1992
 Consecutive - (14), May 22-June 11, 1992
 Fewest, Season - (31), 1994

MOST ROAD GAMES WON

Season - (47); 2016
 Consecutive - (12), June 26-July 17, 2016
 Fewest, Season - (25); 1989

MOST HOME GAMES LOST

Season - (40); 1994
 Consecutive - (7), August 8 - September 1, 1990 &
 April 23 - May 15, 1991
 Fewest, Season - (22); 1992

MOST ROAD GAMES LOST

Season - (54); 1989
 Consecutive - (12), June 20-July 17, 1993
 Fewest, Season - (25); 2016

LARGEST MARGIN OF VICTORY

Game - (22); May 31, 1998 @ Toledo

LARGEST MARGIN OF DEFEAT

Game - (23), April 29, 1989 @ Pawtucket

LARGEST COMEBACK

Game - (8), August 23, 2000 vs. Buffalo
 (Trailed 8-0 in 1st; Won 10-9)

LONGEST GAMES

Innings, Home - (20); July 25, 2013 vs Toledo
 Innings, Road - (17); May 12, 1994 @ Richmond
 Time (7 innings) - (3:02); April 8, 1990 vs. Rochester
 Time (9 innings) - (4:09); May 6, 2021 @ Syracuse
 Time, Home - (5:26); July 25, 2013 vs Toledo
 Time, Road - (5:07); May 12, 1994 @ Richmond
 July 16, 2004 @ Buffalo (G2)

SHORTEST GAMES

Time, Home - (1:28), April 28 vs. Syracuse (7 inn.)
 Time, Road - (1:30), May 4, 1994 @ Charlotte (7 inn.)
 Time, (9 inn) - (1:38); April 4, 2002 @ Ottawa
 Time, (7 inn) - (1:28), April 28, 2003 vs. Syracuse



SWB PLAYOFF RECORDS

INDIVIDUAL HITTING (GAME)

Most At-Bats	9	R. Taylor, S. Sisco, P.J.Forbes, C. Gubanich @ Buffalo 9/9/01
Most Hits	4	2x, Last: R. Navarro @ Lehigh Valley, 9/7/18
Most Doubles	2	Multiple Times, Last: G. Urshela vs. Durham, 9/12/18
Most Triples	1	Multiple Times, Last: M. Payton vs. Lehigh Valley, 9/6/18
Most Home Runs	2	P. Burrell @ Charlotte, 9/8/99
Most Extra Base Hits	2	Multiple Times, Last: G. Katoh @ Durham, 9/4/19
Most Total Bases	10	P. Burrell @ Charlotte, 9/8/99
Most RBI	6	J. Miranda @ Durham, 9/12/08
Most Runs	4	C. Basack @ Durham, 9/12/08
Most Walks	3	Last: D. Bernier vs. Gwinnett, 9/12/09
Most Intentional Walks	2	G. Alexander vs. Columbus, 9/15/92
Most Times HBP	2	2x, Last: K. Woods vs. Indianapolis, 9/12/00
Most GDP	2	K. Woods @ Buffalo, 9/9/00
Most Strikeouts	5	J. Vazquez @ Columbus, 9/9/10
Most SB	3	2x, Last: R. Gorecki @ Columbus, 9/9/10
Most CS	2	J. Francia vs. Richmond, 9/7/07

TEAM HITTING (GAME)

Most Runs (9 Innings)	20	@ Durham, 9/12/08
Most Runs (Extra Innings)	9	@ Columbus, 9/17/92
Fewest Runs	0	6x, Last: @ Durham, 9/12/17 @ Durham
Most Runs (Inning)	8	@ Durham, 9/12/08
Most Hits	18	@ Durham, 9/12/08
Fewest Hits	1	2x, Last: vs. Rochester, 9/9/06 & vs. Columbus, 9/10/10
Most Doubles	5	Multiple Times, Last: @ Durham, 9/12/08
Most Triples	2	2x, Last: @ Buffalo, 9/6/02 & vs. Columbus, 9/11/10
Most HR	4	@ Charlotte, 9/8/99
Most Extra-Base Hits	7	@ Pawtucket, 9/3/08 (4 2B, 3 HR)
Most SB	3	Multiple Times, Last: @ Columbus, 9/9/10
Most Walks	10	@ Durham, 9/12/08
Most Intentional Walks	2	vs. Columbus, 9/15/92
Most HBP	2	4x, Last: vs. Durham, 9/15/17
Most Strikeouts	16	@ Gwinnett, 9/16/16
Most Strikeouts (Extra Innings)	18	@ Buffalo, 9/9/01
Most GDP	2	Multiple Times, Last: @ Columbus, 9/8/10
Most Runners LOB	14	2x, Last: @ Lehigh Valley, 9/17/18
Fewest Runners LOB	1	vs. Pawtucket, 9/7/08
Most Opponents LOB	14	vs. Columbus, 9/9/10
Fewest Opponents LOB	3	vs. Buffalo, 9/7/00

MISCELLANEOUS

Largest Margin of Victory	18	@ Durham, 9/12/08
Largest Margin of Defeat	15	vs. Durham, 9/7/19
Largest Deficit Overcome	8	vs. Charlotte, 9/10/99
Most Combined Runs Scored	22	@ Durham, 9/12/08
Most Innings in a Game	19	@ Buffalo, 9/9/01
Longest Game Time (9 Innings)	3:31	vs. Charlotte, 9/10/99
Shortest Game Time (9 Innings)	1:54	vs. Lehigh Valley, 9/6/18
Longest Extra Inning Game	5:13	vs. Buffalo, 9/9/01
Most Stolen Bases Allowed	5	vs. Durham, 9/17/09
Largest Home Crowd	10,109	vs. Pawtucket, 9/11/92
Largest Road Crowd	12,109	@ Pawtucket, 9/2/12
Come From Behind Victories	14	Last: vs. Lehigh Valley, 9/9/17
Walkoff Wins	4	Last: vs. Gwinnett, 9/14/16
Last AB Victories	6	Last: @ Columbus, 9/9/10
Most Consecutive Scoreless IP	23.0	9/14/16 - 9/16/16

General Information

2022 Field Staff

2022 Railriders

International League

2021 Review

All-Time Roster & Stats

SWB Records

Additional Information

SWB PLAYOFF RECORDS

INDIVIDUAL PITCHING (GAME)

Most Runs Allowed, Starter	9	H. Noesi vs. Columbus, 9/11/10
Most ER Allowed, Starter	9	H. Noesi vs. Columbus, 9/11/10
Most Hits Allowed	11	2x, Last: H. Noesi vs. Columbus, 9/11/10
Most HR Allowed, Starter	4	A. Schumaker @ Charlotte, 9/9/99
Most Extra Base Hits Allowed	6	A. Schumaker @ Charlotte, 9/9/99, (2 2B, 4HR)
Fewest Runs Allowed, Starter	0	Multiple Times, Last: D. German @ Durham, 9/13/17
Fewest Hits Allowed, Starter	1	D. German @ Durham, 9/13/17
Most Walks Allowed, Starter	4	Multiple Times, Last: M. King @ Durham, 9/6/19
Most Walks Allowed, Reliever	4	2x, Last: D. Garcia vs. Durham, 9/7/19
Most HBP's, Game	1	Multiple Times, Last: B. Koerner vs. Durham 9/7/19
Most Strikeouts, Game	12	P. Hughes @ Durham, 9/12/08
Most Innings Pitched (Starter)	9.0	N. Figueroa @ Indianapolis, 9/14/00
Most IP, Reliever	4.0	K. Igawa @ Durham, 9/16/09
Fewest IP, Starter	0.2	J. Montgomery vs. Gwinnett, 9/13/16
Most Wild Pitches, Game	2	2x, Last: N. Nelson vs. Durham 9/7/19
Most Consecutive Scoreless IP	10.0	P. Coke 9/8-9/14/16
Most Balks, Game	1	E. Thomas @ Indianapolis, 9/15/00

TEAM PITCHING (GAME)

Fewest Hits Allowed	3	2x, Last: @ Durham, 9/13/17
Fewest Runs Allowed	0	Multiple Times, Last: @ Durham, 9/13/17
Most Hits Allowed	18	vs. Charlotte, 9/12/99
Most Runs Allowed (Game)	17	vs. Durham, 9/7/19
Most Runs Allowed (Inning)	7	T4, vs. Columbus, 9/11/10
Most Strikeouts	15	@ Durham, 9/12/08
Most Walks	12	@ Columbus, 9/9/10
Fewest Walks	1	vs. Columbus, 9/11/10
Most Balks	1	@ Indianapolis, 9/15/00
Most Wild Pitches	2	vs. Durham, 9/7/19
Most IBB	3	@ Columbus, 9/17/92
Most HBP	2	Multiple Times, Last: Z. McAllister vs. Gwinnett, 9/12/09
Most Extra Base hits	6	@ Charlotte, 9/9/99 (2B-2 HR-4)
Most Doubles Allowed	3	2x, Last: vs. Durham, 9/7/19
Most Triples Allowed	1	Multiple Times, Last vs. Richmond, 9/7/07
Most HR's Allowed	4	@ Charlotte, 9/9/99

FIELDING (GAME)

Most Individual Chances	17	C. Stewart vs. Durham, 9/10/08
Most Putouts	17	C. Stewart vs. Durham, 9/10/08
Most Assists	7	Multiple Times, Last: L. Huff vs. Charlotte, 9/11/99
Most Errors (Individual)	2	Multiple Times, Last: D. Wathan vs. Rochester, 9/7/06
Most Errors (Team)	4	vs. Rochester, 9/7/06
Most Opponent Errors in a Game	4	vs. Buffalo, 9/9/00
Most DP Turned	2	Multiple Times, Last: vs. Durham, 9/10/08

SWB PLAYOFF RECORDS

MOST GAMES

Season - 9, Many Players
Career - 19, Juan Miranda

MOST HITS

Season - 16, Gary Alexander, 1992
Career - 21, Donovan Solano

HIGHEST AVERAGE

Season - .522, Pat Burrell, 1999
Career - .522, Pat Burrell

MOST AB

Season - 39, David Doster & Kenny Woods, 2000
Career - 74, Juan Miranda

MOST RUNS

Season - 9, Pat Burrell, 1999
Career - 10, Justin Christian & Donovan Solano

MOST DOUBLES

Season - 5, Gary Alexander, 1992
Career - 5, Gary Alexander & Donovan Solano

MOST TRIPLES

Season - 2, Kim Batiste, 1992
Career - 2, Kim Batiste, Jason Knupfer, Mark Payton

MOST HOME RUNS

Season - 3, Gary Alexander (1992), Pat Burrell (1999), Mike Ford (2018)
Career - 4, Mike Ford

MOST RBI

Season - 12, Gary Alexander, 1992
Career - 19, Juan Miranda

MOST STOLEN BASES

Season - 5, Justin Christian, 2008
Career - 5, Justin Christian

MOST WINS

Season; 2, (3x); Last: Giovanni Gallegos, 2016
Career; 3, Nelson Figueroa, Evan Thomas, Giovanni Gallegos

MOST LOSSES

Season - 1; Several Players
Career - 2; Kei Igawa, Brady Lail

LOWEST ERA (10 or more innings)

Season - 0.53, Nelson Figueroa, 2000
Career - 0.53, Nelson Figueroa

MOST SAVES

Season - 2, Kirk Bullinger, 2000
Career - 2, Kirk Bullinger

MOST INNINGS PITCHED

Season - 18.1, Evan Thomas, 2000
Career - 29.1, Brady Lail

MOST STRIKEOUTS

Season - 23, Phil Hughes, 2008
Career - 28, Brady Lail

General Information

2022 Field Staff

2022 RailRiders

International League

2021 Review

All-Time Roster & Stats

SWB Records

Additional Information

YEARLY HITTING LEADERS

YR	AVG.		GAMES		AT-BATS		RUNS	
1989	Stanicek	.285	Miller	138	Miller	474	Miller	75
1990	Stanicek	.282	Rosario	143	Miller	508	Miller	82
1991	Schu	.321	Peguero	133	Peguero	506	Peguero	71
1992	Schu	.310	Alexander	120	Alexander	401	Castillo	59
1993	Rodriguez	.305	Longmire	120	Longmire	447	Amaro	76
1994	Schall	.285	Gilbert	141	Gilbert	547	Gilbert	81
1995	Jordan	.310	Gilbert	136	Gilbert	536	Gilbert	84
1996	Zuber	.311	Zuber	118	Zuber	412	Schall	66
1997	Zuber	.315	Relaford	131	Relaford	517	Zuber	85
1998	Anderson	.306	Doster	141	Doster	579	Anderson	104
1999	McMillon	.304	Magee	142	Magee	566	McMillon	97
2000	Anderson	.305	Rollins/Woods	133	Woods	512	Woods	89
2001	Forbes	.305	Orie	134	Forbes	514	Forbes	79
2002	Roberge	.300	Doster	143	Doster	579	Byrd	103
2003	Utley	.323	Valent/Chapman	134	Sefcik	492	Utley	80
2004	Collier	.326	Budzinski	135	Rushford	517	Budzinski	79
2005	Sandoval	.331	Coste	134	Coste	506	Victorino	93
2006	Ruiz	.307	Thurston	127	Thurston	479	Thurston	74
2007	Duncan, S	.295	Reese	115	Reese	433	Chavez, A	62
2008	Gardner	.296	Duncan, E	120	Duncan, E	437	Ransom	69
2009	Russo	.326	Jackson	132	Jackson	504	Duncan, S	85
2010	Montero/Nunez	.289	Montero	123	Nunez	464	Montero	66
2011	Parraz	.289	Parraz	126	Laird	462	Vazquez	67
2012	Mustelier	.303	Laird	130	Laird	503	Cust	63
2013	Neal	.325	D. Johnson	133	D. Johnson	459	D. Johnson	57
2014	Pirela	.305	Pirela	130	Pirela	535	Pirela	87
2015	Gamel	.300	Gamel	129	Gamel	500	Gamel	77
2016	Solano	.319	Solano	131	Solano	511	Gamel	80
2017	Solano	.282	Williams	106	Williams	399	Wade	68
2018	McBroom	.295	Ford	102	Ford	367	McBroom	49
2021	Brito	.251	Brito	107	Brito	375	Florial	65

YR	HITS		DOUBLES		TRIPLES		HOME RUNS	
1989	Miller	125	Stanicek	25	Bullock	8	Miller	13
1990	Miller	142	Miller	27	Morandini	10	Knabenschue	18
1991	Peguero	138	Schu	30	Peguero	9	Alexander	17
1992	Schu	124	Alexander	26	Batiste	6	Castillo	13
1993	Longmire	136	Longmire	36	Marsh	8	Manto	17
1994	Gilbert	139	Schall	35	Marsh	5	Schall	16
1995	Gilbert	141	Jordan	29	Tokheim	8	Schall	12
1996	Zuber	128	Battle	24	Butler/Otero	8	Schall	17
1997	Relaford	138	Zuber	37	Otero	5	Barron	18
1998	Anderson	176	Doster	38	Anderson	14	Magee	24
1999	Magee	160	McMillon	38	Frazier	7	Lovullo	21
2000	Woods	155	3 Tied	28	Rollins	11	Schall	21
2001	Forbes	157	Orie	34	Taylor	9	Valent	21
2002	Doster	171	Utley	39	Doster	10	Utley	17
2003	Utley	139	Chapman	36	Sefcik	4	Utley	18
2004	Ozuna	145	Rushford	30	Budzinski	15	Collier	14
2005	Victorino	153	Rushford	29	Victorino	16	Coste	20
2006	Thurston	135	Thurston	29	Thurston	9	Ruiz	16
2007	Chavez, A	125	Chavez, A/Duncan, E	26	Gonzalez	8	Duncan, S	25
2008	Ransom	108	Ransom	24	Gardner	11	Ransom	22
2009	Jackson	151	Miranda/Duncan, S	30	Jackson	9	Duncan, S	30
2010	Nunez	134	Montero	34	Corona/Golson/Gorecki	5	Montero	21
2011	Parraz	128	Parraz	28	Golson	7	Vazquez	32
2012	Laird	128	Laird	31	Dickerson	4	Cust	20
2013	D. Johnson	116	D. Johnson	26	Mesa	3	D. Johnson	21
2014	Pirela	163	Roller	24	Pirella	11	Almonte	18
2015	Gamel	150	Gamel/Refsnyder	28	Gamel	14	Roller	14
2016	Solano	163	Solano	33	Cave	6	Judge	19
2017	Solano/Wade/Williams	105	Solano	29	Fowler	8	Cave/Choi	15
2018	McBroom	106	Ford	21	Avelino	6	Ford	15
2019	McBroom	130	Amburgey	31	Wade	4	McBroom	26
2021	Brito	94	Alvarez	25	Velazquez	3	Gittens	14

YEARLY HITTING LEADERS

YR	RBI		WALKS		STRIKEOUTS		SB	
1989	Miller	62	Miller	75	Miller	101	Barrett	44
1990	Stanicek	76	Knabenshue	76	Knabenshue	108	Morandini	16
1991	Schu	57	Schu	50	Scarsone	81	Peguero	21
1992	Alexander	53	Schu/Dostal	45	Alexander	86	Peguero	14
1993	Manto	88	Manto	55	Longmire	71	Amaro	25
1994	Schall	89	Montoyo	74	Quinlan	91	Gilbert	20
1995	Tokheim	66	Gilbert	64	Gilbert	102	Holifield	21
1996	Schall	67	Zuber	58	Schall	92	Otero	15
1997	Doster	79	Zuber	79	Estalella	109	Relaford	29
1998	Anderson	86	Estalella	66	Held/Magee	102	Anderson	24
1999	Lovullo	106	Lovullo	78	Magee	124	Frazier	21
2000	Schall	80	Pritchett	56	Schall	94	Anderson/Rollins	24
2001	Valent	78	Orie	77	Michaels	126	Punto	33
2002	Doster	91	Punto	76	Byrd	98	Punto	42
2003	Chapman	82	Valent	60	Valent	102	Knupfer	13
2004	Ozuna	76	Machado	50	Budzinski	103	Ozuna	31
2005	Coste	89	Victorino	51	Budzinski	108	Victorino	17
2006	Ruiz	69	Scales	44	Kroeger	104	Roberson	25
2007	Duncan, S	79	Reese	54	Duncan, S	82	Thompson	24
2008	Ransom	71	Gardner	70	Ransom	115	Gardner	37
2009	Duncan, S	99	Duncan, S	64	Jackson	123	Jackson	24
2010	Montero	75	Montero	46	Golson	99	Nunez	23
2011	Vazquez	93	Parraz	42	Vazquez	166	Dickerson	18
2012	Laird	77	Cust	81	Cust	127	Dickerson	17
2013	D. Johnson	69	D. Johnson	93	Mesa	112	Mesa	13
2014	Almonte	69	Roller	49	Roller	125	Richardson	26
2015	Gamel	64	Roller	60	Roller	136	Gamel	13
2016	Solano	67	Diaz, J./Judge	47	Judge	98	Gamel	19
2017	Choi	69	Choi	39	Rodriguez	134	Wade	26
2018	Ford	52	Wade/Ford	37	McBroom	106	Wade	11
2019	McBroom	66	McBroom	58	Amburgey	112	Burns	14
2021	Brito	53	Park	46	Florial	112	Velazquez	29



YEARLY PITCHING LEADERS

YR	WINS		LOSSES		ERA (Min. 115.0 inn.)		GAMES	
1989	Maddux/Ritchie	7	Dillard	16	Maddux	3.66	Moore	61
1990	Frohworth	9	Scanlan	11	Grimley	3.93	Frohworth	67
1991	Ashby	11	Ashby/Mausier	11	Ashby	3.46	Ayrault	68
1992	Weston	10	Combs	7	Weston	3.16	Sims	44
1993	Abbott	12	Abbott	10	Abbott	3.95	Patterson	62
1994	Gaddy	9	Green	16	Gaddy	3.59	Patterson	52
1995	Springer	10	Springer	11	Deshaies	3.45	Ricci	68
1996	Crawford	9	Elliott	11	Crawford	4.54	Wiegandt	46
1997	Winston	7	Loewer	13	Loewer	4.60	Holman	48
1998	Maduro	12	Maduro	9	Nye	4.05	Troutman	43
1999	Bolton	11	Bolton/Johnson	10	Bolton	3.82	Scott	57
2000	Thomas	13	Thomas	10	Thomas	3.53	Johnson	56
2001	Duckworth	13	Thomas	13	Duckworth	2.63	Boyd	52
2002	Roa	14	Three with	6	Junge	3.54	Serrano/Wedel	43
2003	Madson	12	Hancock/Telemaco	9	Telemaco	3.24	Crowell	54
2004	Giese	12	Condrey	9	Yarnall	3.97	Giese	54
2005	Bacsik/Condrey	7	Bacsik	10	Condrey	4.15	Perez	58
2006	Mazone	13	White	9	Mazone	2.03	Cameron	45
2007	DeSalvo	9	Jackson	8	DeSalvo	2.70	Brower	38
2008	Igawa	14	Marquez	7	Igawa	3.45	Strickland	52
2009	Igawa	10	Igawa	8	Igawa	4.15	Claggett	39
2010	Nova	12	McAllister	10	Nova	2.86	Albaladejo	57
2011	Mitchell	13	Mitchell	9	Mitchel	3.18	Whelan	45
2012	Ortiz	13	Warren	9	Ortiz	3.45	Cedeno	53
2013	Bootcheck	10	Marshall	10	Bootcheck	3.69	Miller	43
2014	Leroux/Miller	6	Gordon/Tracy	6	Billings	5.06	Miller	36
2015	Davies	11	Davies	8	Davies	3.30	Rumbelow	37
2016	Severino	8	Green/Lail	6	Green	1.52	Webb	36
2017	Adams	11	Cessa	6	Adams	2.89	Jones	44
2018	Espinal	7	Rogers	8	Cortes	3.71	Espinal	41
2019	Feyereisen	10	Camarena	8	Adams	4.63	Feyereisen	40
2021	Sears	7	D. Garcia	7	D. Garcia	6.85*	Bristo/ Warren	38

* 90.2 Innings Pitched

YR	STARTS		COMPLETE GAMES		SHUTOUTS		SAVES	
1989	Dillard	26	O'Neal	5	O'Neal	2	Frohworth	7
1990	Scanlan	23	Mausier	4	Mausier/Ritchie	1	Frohworth	21
1991	Ashby	26	Ashby	6	Ashby	3	Baller	17
1992	Weston	24	Brink	5	Brink	2	Baller	22
1993	Abbott	27	Green	4	Brink	2	Mausier	10
1994	Green	26	Gaddy	5	Gaddy	2	Ricci	6
1995	Ilsey	29	Springer	4	Three with	1	Ricci	25
1996	Crawford	25	Crawford	3	Crawford	1	Blazier/Heflin	12
1997	Loewer	29	Loewer/Grace	4	Ruffcorn	2	Heflin	13
1998	Maduro	27	Loewer	5	Loewer/Nye	2	Scott	10
1999	Bolton	24	Bolton	4	Bolton	2	Grahe/Scott	10
2000	Thomas	27	Brownson	4	Thomas	2	Bullinger	12
2001	Duckworth	20	Figueroa	3	Duckworth	1	Boyd	12
2002	Junge	29	Myers	4	Myers	1	Zamora	15
2003	Hancock	27	Telemaco	3	Hancock/Telemaco	2	Gomes	14
2004	Condrey	27	Condrey/Powell	2	Ellis/Powell	1	Crowell	16
2005	Bacsik	27	Condrey	2	N/A	0	Perez	23
2006	Cummings	25	Floyd/Brito	2	Brito/Cummings/Hamels	1	Sanches	19
2007	DeSalvo	20	N/A	0	N/A	0	Brower	21
2008	Igawa	24	McCutchen/Igawa	2	McCutchen	2	Strickland	15
2009	Igawa	26	Severl	1	Wang	1	Albaladejo	11
2010	McAllister	24	Severl	1	N/A	0	Albaladejo	43
2011	Warren	27	Mitchell	3	Mitchell	2	Whelan	23
2012	Ortiz	27	Warren	2	Warren	1	Whelan	12
2013	Marshall	25	Bootcheck	2	N/A	0	Miller	6
2014	Billings	15	Billings/Leroux	1	N/A	0	Daley	9
2015	Davies	26	Mitchell/Hebert	1	Hebert	1	Ramirez	10
2016	Haynes	18	Cessa/Haynes/Swarzak	1	Cessa	1	Swarzak	7
2017	Lail	22	Cortes/C. Smith	1	C. Smith	1	Frieri	7
2018	Adams	23	Adams	2	Rogers	1	Carroll	9
2019	Koerner/Camarena	16	3 Tied With	1	Adams	1	Harvey	9
2021	D. Garcia	22	Boyle	1	Boyle	1	L. Garcia	11

YEARLY PITCHING LEADERS

YR	INNINGS	HITS	RUNS	ER
1989	Dillard	157.2	Dillard	92
1990	Scanlan	130.0	Scanlan	79
1991	Ashby	161.1	Ashby	78
1992	Weston	170.2	Weston	60
1993	Abbott	173.0	Abbott	85
1994	Gaddy	165.1	Green	110
1995	Ilisley	185.1	Springer	101
1996	Crawford	158.2	Crawford	87
1997	Loewer	184.0	Loewer	120
1998	Maduro	177.2	Maduro	123
1999	Bolton	153.0	Johnson	83
2000	Thomas	171.0	Bowers	73
2001	Duckworth	147.0	Thomas	68
2002	Junge	180.2	Junge	77
2003	Hancock	165.2	Hancock	78
2004	Condrey	155.0	Condrey	106
2005	Bacsik	160.1	Floyd	103
2006	Brito	147.2	Cummings	64
2007	DeSalvo	113.1	Jackson	57
2008	Igawa	156.1	Igawa	65
2009	Igawa	145.1	Igawa	75
2010	Nova	145.0	McAllister	82
2011	Mitchell	161.1	Warren	68
2012	Ortiz	169.1	Ortiz/Warren	75
2013	Marshall	138.2	Marshall	88
2014	Billings	80.0	Billings/Gordon	49
2015	Davies	152.2	Davies	61
2016	Haynes	95.2	Haynes	60
2017	Lail	132.1	Lail	80
2018	Adams	113.0	Rogers	118
2019	Koerner	112.0	Koerner	80
2021	D.Garcia	90.2	D. Garcia	73

YR	HR	WALKS	STRIKEOUTS	WP
1989	Dillard	20	Dillard	64
1990	Scanlan	11	Grimsley/Malone	78
1991	Ashby	12	Ashby	60
1992	Brink	15	Mauser	45
1993	Abbott/Fletcher	21	Abbott	62
1994	Green	25	Green	77
1995	Springer	19	Gaddy	56
1996	Grott	18	Crawford	63
1997	Loewer/Nye	20	Maduro	57
1998	Maduro	28	Maduro	68
1999	Shumaker	15	Bolton	52
2000	Bowers	19	Thomas	50
2001	Duckworth/Thomas	14	Beltran/Zamora	41
2002	Junge	16	Junge	67
2003	Telemaco	15	Hancock	46
2004	Condrey	23	Yarnall	56
2005	Bacsik	23	Floyd	66
2006	Cummings	18	Brito	55
2007	Jackson	11	DeSalvo	56
2008	Igawa	15	Igawa	45
2009	Igawa	21	Igawa	40
2010	McAllister	20	Sanchez	58
2011	Mitchell	13	Brackman	75
2012	Ortiz	18	Betances	69
2013	Marshall	17	Marshall	68
2014	Billings	9	Turley	43
2015	Davies	8	Mitchell/Davies	37
2016	Haynes	13	Haynes	42
2017	Lail	19	Adams	43
2018	Adams	16	Adams	58
2019	Camarena	21	Adams	38
2021	D.Garcia	21	D. Garcia	68

Maddux	100	Ruffin	9
Grimsley	99	Grimsley	18
Ashby	113	Wilson	12
Brink	92	Baller	8
Fletcher	116	Fletcher	21
Gaddy	117	Green	14
Springer	115	Gaddy	10
Elliott	93	Elliott	9
Loewer	152	Four with	6
Bennett	134	Nye	7
Bennett	125	Brewer	9
Thomas	127	Thomas	7
Duckorth	150	Four with	5
Junge	126	Junge	10
Strikeouts	122	Madson	6
Yarnall	93	Floyd	3
Bacsik	112	Floyd	10
Brito	103	Brito/Floyd	7
DeSalvo	102	White/Wright	7
Igawa	117	White/Igawa/Phillips	5
Igawa	105	Ramirez/Sanchez, R	8
Nova	115	McAllister/Melancon	7
Mitchell	112	Brackman	19
Warren	107	Betances	13
Marshall	120	Marshall	12
Miller	60	Billings/Turley	7
Davies	99	Rumbelow/Mitchell/Barua	6
Green	100	Haynes	6
Adams	103	Heller	8
Adams	113	Espinal	6
Feyereisen	94	Brothers	13
D. Garcia	97	Nelson	13

CAREER HITTING TOP-10

GAMES		AT-BATS		AVG. (394 PA)		HITS	
Doster	604	Doster	2,340	Collier	.326	Doster	665
Schall	588	Schall	2,075	Howard	.326	Zuber	590
Zuber	554	Zuber	1,932	Schu	.315	Schall	587
Legg	473	Magee Jr.	1,615	Victorino	.310	Magee Jr.	454
Magee Jr.	420	Russo	1,537	Ozuna	.308	Russo	438
Valent	391	Legg	1,498	Anderson	.306	Legg	402
Russo	385	Valent	1,444	McBroom	.306	Valent	357
Duncan, E	328	Marsh	1,217	Zuber	.305	Forbes	346
Rushford	327	Rushford	1,207	Christian	.304	Rushford	346
Forbes	323	Forbes	1,203	Ruiz/Solano	.303	Marsh	339

SINGLES		DOUBLES		TRIPLES		HR	
Doster	436	Doster	147	Budzinski	23	Schall	86
Zuber	424	Schall	133	Doster	23	Duncan	67
Schall	352	Zuber	125	Anderson	22	Magee Jr.	65
Russo	341	Magee Jr.	101	Marsh	20	Doster	59
Legg	325	Valent	91	Gamel	19	Estalella	51
Magee Jr.	275	Marsh	76	Zuber	18	Vazquez	50
Forbes	265	Russo	74	Taylor	17	Miranda	46
Rushford	245	Utley	73	Schall	16	Ford	45
Valent	218	Estalella	72	Victorino	16	Valent	42
Roberge	216	Rushford	72	Gardner	14	Utley	41

EXTRA-BASE HITS		TOTAL BASES		RUNS		RBI	
Schall	235	Doster	1,035	Doster	346	Schall	381
Doster	229	Schall	1,010	Zuber	316	Doster	368
Magee Jr.	179	Zuber	820	Schall	315	Zuber	283
Zuber	166	Magee Jr.	776	Magee Jr.	262	Magee Jr.	234
Valent	139	Valent	586	Russo	202	Duncan	222
Marsh	135	Marsh	572	Legg	196	Valent	213
Duncan, S.	131	Russo	568	Valent	196	Marsh	188
Estalella	126	Duncan, S.	540	Duncan, S.	181	Estalella	184
Burton	119	Miranda	525	Estalella	177	Miranda	177
Utley	118	Legg	506	Utley	176	Utley	172

ON BASE %		SLUGGING %		SACRIFICE FLIES		SAC HITS	
Howard	.421	Howard	.640	Doster	32	Legg	22
Zuber	.402	Duncan, S	.544	Schall	23	Budzinski	17
Russo	.397	Victorino	.534	Magee Jr.	19	Flores	17
Schu	.395	Barron	.528	Zuber	17	Diaz	16
Orie	.394	Vazquez	.520	Lieberthal	15	Medrano	16
Gardner	.391	Collier	.517	Utley	14	Doster	15
Robertson	.384	Ford	.514	McMillon	13	Montoyo	15
Collier	.383	McBroom	.513	Valent	13	Hannahan	15
Montoyo	.382	Manto	.503	Laird	13	Knupper/Sosa	14
Victorino	.377	McMillon	.498	Russo	13	Millette/Thurston	14

WALKS		STRIKEOUTS		HBP		SB	
Zuber	317	Schall	444	Schall	59	Punto	82
Schall	259	Doster	351	Utley	31	Gardner	61
Doster	185	Magee Jr.	329	Doster	22	Doster	58
Legg	181	Valent	301	Russo	21	Taylor	54
Estalella	178	Russo	295	Allen	19	Wade	50
Magee Jr.	160	Estalella	268	Lieberthal	19	Russo	49
Valent	158	Vazquez	261	Cervelli	17	Anderson	48
Miller	151	Duncan, E	263	Hinch	17	Barrett	44
Punto	151	Zuber	253	Russo	17	Christian	39
Duncan, S.	150	Miranda	251	Bieser/Estalella/ Hannahan	16	Relaford/Gilbert	36

CAREER PITCHING TOP-10

GAMES		GAMES STARTED		INNINGS PITCHED		COMPLETE GAMES	
Giese	150	Combs	73	Combs	453.1	Green, T.	12
Crowell	144	Igawa	71	Igawa	447.0	Loewer	9
Fletcher	132	Thomas	67	Green, T.	413.1	Ashby	7
Patterson	125	Nye	63	Thomas	397.0	Brink	7
Geary	122	Green, T.	61	Nye	395.1	Combs	7
Fesh	117	Adams	59	Fletcher	362.0	Grace	7
Mauser	116	Telemaco	54	Mauser	347.1	Maduro	6
Sharts	113	Warren	54	Condrey	338.2	Several Tied At	5
Baller	105	Condrey	51	Telemaco	331.1		
Ricci	102	Williams/Lail	46	Lail	321.0		

WINS		LOSSES		SAVES		ERA (min. 115.0 IP)	
Igawa	33	Green, T.	41	Albaladejo	54	Mazone	2.04
Thomas	26	Combs	33	Baller	39	Kennedy	2.14
Giese	23	Thomas	25	Whelan	37	Gallegos	2.19
Nye	23	Mauser	24	Ricci	31	Nickle	2.21
Green, T.	21	Gaddy	23	Frohwirth	28	Green, C.	2.24
Mauser/Lail	21	Nye	22	Crowell	27	Duckworth	2.72
Williams	20	Fletcher	22	Heflin	25	Jacquez	2.74
Combs/Condrey		Igawa	22	Perez	23	Frohwirth	2.81
Telemaco		Lail	20	Brower	21	Cortes	2.93
				Gomes	21	Whitley/Beltran	2.96

RUNS		EARNED RUNS		STRIKEOUTS		WALKS	
Combs	289	Green, T.	251	Igawa	373	Combs	191
Green, T.	280	Combs	246	Nye	317	Green, T.	185
Nye	236	Nye	212	Fletcher	282	Gaddy	159
Fletcher	218	Igawa	199	Thomas	281	Fletcher	144
Igawa	215	Fletcher	188	Combs	277	Mauser	139
Lail	200	Lail	186	Green, T.	268	Nye	131
Thomas	199	Thomas	185	Telemaco	248	Thomas	129
Gaddy	193	Condrey	176	Mauser	229	Maduro	125
Condrey	184	Floyd	165	Lail	228	Igawa	123
Floyd	179	Maduro	162	Loewer/Geary	221	Lail	120

HITS		HR		HBP		WILD PITCHES	
Combs	512	Igawa	57	Floyd	31	Fletcher	37
Igawa	451	Green, T.	55	Green, T.	23	Green, T.	29
Green, T.	446	Nye	46	White	19	Combs	26
Nye	422	Combs	43	Fletcher	17	Gaddy	24
Condrey	406	Lail	43	Gaddy	16	Floyd	20
Thomas	401	Fletcher	41	Adams	16	Grimasley	20
Fletcher	352	Maduro	38	Bean	14	Baller	19
Lail	344	Thomas	38	Lee	14	Brackman	19
Gaddy	315	Condrey	37	Nye	14	Mitchell	18
Floyd	311	Junge/Telemaco/Adams	36	Juden/Thomas/Combs	13	Patterson	17

SHUTOUTS		RELIEF APP.		RELIEF WINS	
Brink	4	Giese	140	Giese	19
Ashby	3	Crowell	133	Feyereisen	18
Bolton/Fletcher	2	Patterson	123	Patterson	14
Gaddy/McCutchen		Fesh	117	Ayrault	13
Loewer/Powell		Sharts	109	Frohwirth	12
O'Neal/Hancock		Geary	108	Geary	12
Ritchie/Telemaco		Baller	104	Gallegos	11
Ruffcorn/Nye/Mitchell		Ricci	101	Webb	11
Thomas/Williams		Feyereisen	101	Mauser	11
		Wiegandt	100	Scott	11

General Information

2022 Field Staff

2022 Railriders

International League

2021 Review

All-Time Roster & Stats

SWR Records

Additional Information

MISCELLANEOUS INFORMATION



REHABBING MAJOR LEAGUERS

PHILADELPHIA PHILLIES:

1989

Marvin Freeman (P)
Tom Nieto (C)
Steve Ontiveros (P)

1990

Ricky Jordan (1B)
Terry Mulholland (P)
Dickie Noles (P)

1991

Danny Cox (P)
Darren Daulton (C)
Jason Grimsley (P)
Ron Jones (OF)
Steve Ontiveros (P)

1992

Andy Ashby (P)
Tommy Greene (P)
Mike Hartley (P)
Ricky Jordan (1B)
Jim Lindeman (OF)
Ben Rivera (P)

1993

Todd Pratt (C)

1994

Larry Andersen (P)
Lenny Dykstra (OF)
Tommy Greene (P)
Dave Hollins (OF)
John Kruk (1B)
Ben Rivera (P)
Curt Schilling (P)
Kevin Stocker (SS)

1995

Toby Borland (P)
Tommy Greene (P)
Tom Marsh (OF)
Bobby Munoz (P)
David West (P)

1996

Mike Benjamin (SS)
Gregg Jeffries (1B)
Mike Mims (P)
Bobby Munoz (P)
Glenn Murray (OF)
Curt Schilling (P)
David West (P)

1997

Rob Butler (OF)
Tyler Green (P)
Rex Hudler (INF/OF)
Ken Ryan (P)

1998

Ricky Bottalico (P)
Yorkis Perez (P)
Ken Ryan (P)

1999

Bobby Estalella (C)
Tyler Green (P)
Steve Montgomery (P)
Tom Prince (C)
Desi Relaford (SS)

2000

Jason Boyd (P)
Jeff Brantley (P)
Wayne Gomes (P)
Curt Schilling (P)

2001

Dennis Cook (P)
Rob Ducey (OF)
Brian L. Hunter (OF)
David Newhan (2B)
Eddie Oropesa (P)
Vicente Padilla (P)
Randy Wolf (P)

2002

Dave Hollins (1B)
Robert Person (P)

2003

Marlon Byrd (OF)
David Coggin (P)
Tyler Houston (3B)
Hector Mercado (P)

2004

Vicente Padilla (P)
Brian Powell (P)
Placido Polanco (INF)
Amaury Telemaco (P)

2005

Marlon Byrd (OF)
Vicente Padilla (P)

2006

Chris Booker (P)
Mike Lieberthal (C)

NEW YORK YANKEES:

2007

Roger Clemens (P)
Jason Giambi (1B)
Phil Hughes (P)
Jeff Karstens (P)
Doug Mientkiewicz (1B)
Jose Veras (P)

2008

Wilson Betemit (INF)
Brian Bruney (P)
Sean Henn (P)
Jeff Karstens (P)

2009

Brian Bruney (P)
Brett Gardner (OF)
Damaso Marte (P)
Jose Molina (C)
Xavier Nady (OF)
Cody Ransom (INF)
Chien-Ming Wang (P)

2010

Alfredo Aceves (P)
Curtis Granderson (OF)
Sergio Mitre (P)
Chan-Ho Park (P)
Marcus Thames (OF)

2011

Luis Ayala (P)
Francisco Cervelli (C)
Freddy Garcia (P)
Alex Rodriguez (3B)
Rafael Soriano (P)

2012

Brett Gardner (OF)
Andy Pettitte (P)
David Phelps (P)
David Robertson (P)

2013

Joba Chamberlain (P)
Curtis Granderson (OF)
Derek Jeter (SS)
Ivan Nova (P)
Michael Pineda (P)
Alex Rodriguez (INF)

2014

Francisco Cervelli (C)
Shawn Kelley (P)
Michael Pineda (P)

2015

Dustin Ackley (OF)
Chris Capuano (P)
Slade Heathcott (OF)
Andrew Miller (P)
Ivan Nova (P)
Michael Pineda (P)
Jose Pirela (INF)
Brendan Ryan (INF)
Masahiro Tanaka (P)

2016

Conor Mullee (P)
Chris Parmelee (1B)
Chasen Shreve (P)
Mark Teixeira (1B)

2017

Starlin Castro (2B)
Garrett Cooper (1B)
Jacoby Ellsbury (OF)
Aaron Hicks (OF)
Matt Holliday (OF)
Gary Sanchez (C)

2018

Greg Bird (INF)
A.J. Cole (P)
Brandon Drury (INF)
Clint Frazier (OF)
Aaron Hicks (OF)
Tommy Kahnle (P)
Billy McKinney (OF)
Gary Sanchez (C)
Masahiro Tanaka (P)
Adam Warren (P)

2019

Edwin Encarnacion (INF)
Thairo Estrada (INF)
Domingo German (RHP)
Didi Gregorius (INF)
Ben Heller (RHP)
Aaron Hicks (OF)
Aaron Judge (OF)
Jonathan Loaisiga (RHP)
Cameron Maybin (OF)
Jordan Montgomery (LHP)
Gary Sanchez (C)
Luis Severino (RHP)
Giancarlo Stanton (OF)
Luke Voit (INF)

2021

Trey Amburgey (OF)
Miguel Andujar (INF/OF)
Zack Britton (LHP)
Domingo German (RHP)
Michael King (RHP)
Corey Kluber (RHP)
Ryan LaMarre (OF)
Darren O'Day (RHP)
Luis Severino (RHP)*
Jameson Tallion (RHP)
Gleyber Torres (INF)
Luke Voit (INF)
Justin Wilson (LHP)

* Did Not Play

SWB WEEKLY AWARD WINNERS

BATTERS:		PITCHERS:	
1989	Keith Miller (5/14 - 5/20)	Gordan Dillard (7/16 - 7/22)	
1990	Keith Miller (8/26 - 9/3)	Jason Grimsley (4/15 - 4/22)	
		Wally Ritchie (5/20 - 5/26)	
		Jose DeJesus (5/27 - 6/2)	
		Jose DeJesus (6/3 - 6/9)	
1991	Rick Schu (8/4 - 8/10)	Andy Ashby (6/2 - 6/8)	
		Andy Ashby (6/21 - 6/27)	
		Andy Ashby (8/11 - 8/17)	
1992	Braulio Castillo (4/9 - 4/18)	Brad Brink (4/26 - 5/2)	
	Tom Marsh (5/17 - 5/23)	Ben Rivera (7/19-7/25)	
	Gary Alexander (5/31 - 6/6)	Mickey Weston (8/2-8/8)	
	Todd Pratt (6/28 - 7/4)	Tommy Greene (8/23-8/29)	
1993	Tom Marsh (5/2 - 5/8)	Tyler Green (8/22 - 8/28)	
		Brad Brink (8/29 - 9/4)	
1994		Bob Gaddy (4/17 - 4/23)	
		Bob Gaddy (7/10 - 7/16)	
1995		Bobby Munoz (7/17 - 7/23)	
1996	Glenn Murray (4/19 - 5/5)	Carlos Crawford (7/15 - 7/21)	
1997	Tony Barron (5/5 - 5/11)	Scott Ruffcorn (5/26 - 6/1)	
	Tony Barron (5/12 - 5/18)	Mike Grace (7/28 - 8/3)	
	Mike Robertson (6/2 - 6/8)		
	Bobby Estalella (6/9 - 6/15)		
1998	Tony Barron (7/25 - 8/2)	Carlton Loewer (4/27 - 5/3)	
		Ryan Nye (8/10-8/16)	
		Ryan Nye (8/24 - 8/30)	
1999	Jon Zuber (4/26 - 5/2)	Randy Wolf (4/8 - 4/18)	
		Rod Bolton (4/26 - 5/2)	
		Barry Johnson (6/7 - 6/13)	
		Robert Dodd (8/23 - 8/29)	
2000	Tomas Perez (5/22 - 5/29)	Evan Thomas (7/3 - 7/9)	
	Jimmy Rollins (7/10 - 7/16)		
	Gene Schall (7/17 - 7/23)		
2001	Kevin Orie (7/23 - 7/29)		
2002	Johanny Estrada (5/6 - 5/12)	Brett Myers (4/22 - 4/28)	
	Eric Lunge (5/13 - 5/19)		
2003	Josh Hancock (4/21-4/27)		
	Josh Hancock (6/16 - 6/22)		
	Josh Hancock (8/11 - 8/17)		
2004	Jim Rushford (6/7 - 6/13)		
	Shawn Wooten (8/16 - 8/22)		
2005	Danny Sandoval (6/20 - 6/26)		
	Shane Victorino (7/25 - 7/31)		
	Shane Victorino (8/8 - 8/14)		
2006	Brennan King (7/10 - 7/16)	Cole Hamels (4/24 - 4/30)	
		Cole Hamels (5/1 - 5/7)	
		Eude Brito (7/3 - 7/9)	
		Brian Mazone (8/7 - 8/13)	
		Jeremy Cummings (8/28 - 9/4)	
2007	Shelley Duncan (4/5 - 4/15)	Steven White (6/25 - 7/1)	
		Phil Hughes (7/23 - 7/29)	
2008	Nick Green (8/25 - 9/1)	Darrell Rasner (4/21 - 4/28)	
		Jeff Karstens (6/16 - 6/23)	
		Darrell Rasner (4/21 - 4/28)	
2009	Juan Miranda (4/9 - 4/13)	Sergio Mitre (7/6 - 7/13)	
	Shelley Duncan (4/27 - 5/4)	Josh Towers (7/27-8/3)	
		Josh Towers (8/17 - 8/24)	
2010		Jonathan Albaladejo (7/5 - 7/12)	
		Jonathan Albaladejo (7/12 - 7/19)	
		Tim Redding (7/26 - 8/2)	
		Jason Hirsh (8/2 - 8/9)	
2011	Jorge Vazquez (4/11 - 4/17)	D.J. Mitchell (8/29 - 9/5)	
	Jorge Vazquez (7/25 - 4/31)		
	Justin Maxwell (5/23 - 5/29)		
2012	Dewayne Wise (4/9 - 4/16)	Ramon Ortiz (5/21 - 5/29)	
	Steve Pearce (5/7 - 5/14)		
	Russell Branyan (6/4 - 6/11)		
2013	Zolio Almonte (4/29 - 5/5)	Vidal Nuno (4/15 - 4/21)	
	Melky Mesa (8/5 - 8/11)	Chien-Ming Wang (5/27 - 6/2)	
	Ronniere Mustelier (8/19 - 8/25)		
2014	Jose Pirela (5/26 - 6/1)	Bryan Mitchell (7/21 - 7/27)	
2015	Rob Refsnyder (5/11 - 5/17)		
	Cole Figueroa (5/25 - 5/31)		
	Greg Bird (8/3 - 8/9)		
	Ali Castillo (8/31 - 9/7)		
2016	Kyle Higashioka (6/6 - 6/12)	Jonathan Holder (8/22 - 8/28)	
	Aaron Judge (6/20 - 6/26)		
2017	Dustin Fowler (4/24 - 4/30)		
	Jake Cave (7/17 - 7/23)		
	Billy McKinney (7/24 - 7/30)		
2018	Gleyber Torres (4/9 - 4/15)		
	Brandon Drury (6/11 - 6/17)		
2019	Breyvic Valera (5/20 - 5/26)		
	Mike Ford (6/24 - 6/30)		
2021	Chris Gittens (6/21 - 6/27)	Deivi Garcia (5/11 - 5/16)	
		Luis Gil (7/19 - 7/25)	
		Sean Boyle (8/16 - 8/22)	

INTERNATIONAL LEAGUE ALL-STARS

	MID-SEASON ALL-STAR:	POSTSEASON ALL-STAR:
1989	Keith Miller	
1990	Keith Miller	Todd Frohwirth
	Bill Dancy	
1991	Steve Scarsons	
1992	Steve Scarsons	Steve Scarsons
	Rick Schu	Lee Elia
1993	Tony Longmire	Tony Longmire
	George Culver	
1994	Gene Schall	
	Mike Quade	
1995	Kevin Jordan	Kevin Jordan
	David Tokheim	
	Craig Strobel	
1996	Jon Zuber	
1997	Tony Barron	Tony Barron
	Jon Zuber	Bobby Estalella
	Bobby Estalella	
1998	Bobby Estalella	
	Calvin Maduro	
1999	Jon Zuber	
2000	Gary Bennett	Gary Bennett
	Marlon Anderson	Marlon Anderson
	Marc Bombard	
2001	Kevin Orie	Kevin Orie
	B. Duckworth	B. Duckworth
	P.J. Forbes	P.J. Forbes
	Nelson Figueroa	
	Eric Valent	
2002	Joe Roa *	Joe Roa
	Johnny Estrada	Johnny Estrada
	Nick Punto	Nick Punto
	Peter Zamora	David Doster
		Marlon Byrd
		Marc Bombard
2003	Travis Chapman	Chase Utley
	Ryan Madson	
	Chase Utley	
	Marc Bombard	
2004	Lou Collier	
	Jim Crowell	
	Dan Giese	
	Jim Rushford	
2005	Chris Coste	Shane Victorino
2006	Joe Thurston	Joe Thurston
		Carlos Ruiz
		John Russell
2007	Shelley Duncan	Shelley Duncan
	Jim Brower	Dave Miley
2008	Dave Miley	
2009	Zach Kroenke	Kevin Russo
	Chris Stewart	Shelley Duncan
	Austin Jackson	
	Shelley Duncan	
2010	Jonathan Albaladejo	Jonathan Albaladejo
	Jesus Montero	Jesus Montero
	Eduardo Nunez	Eduardo Nunez
2011	Adam Warren	Jorge Vazquez
2012	Juan Cedenio	Dave Miley
2013	Chris Bootcheck	
	Thomas Neal	
2014	Jose Pirela	
2015	Kyle Roller	Ben Gamel
	Austin Romine	
2016	Ben Gamel	Ben Gamel
	Chad Green	Aaron Judge
	Aaron Judge	Gary Sanchez
	Gary Sanchez	Donovan Solano
2017	Dustin Fowler	Tyler Wade
	Caleb Smith	
2018	Cody Carroll	
	Brandon Drury	
2019	Mike Ford	Ryan McBroom
	J.P. Feyerisen	
	Ryan McBroom	
	Kyle Higashioka	

General Information

2022 Field Staff

2022 Railriders

International League

2021 Review

All-Time Roster & Stats

SWB Records

Additional Information

INTERNATIONAL LEAGUE MVPS



SHANE VICTORINO – 2005

Shane Victorino became the first Scranton/Wilkes-Barre player to win the International League's Most Valuable Player Award in 2005. At mid-season he was not even named to the All-Star team. However, a strong second half propelled him to the league's highest honor and a place on the post-season All-Star team. Overall he finished 6th in batting (.310), 2nd in runs (93), 1st in triples (16), 2nd in total bases (264), 5th in extra-base hits (59), 5th in slugging (.534) and 8th in OBP (.377). In addition he slugged 18 HR and drove in 70.



SHELLEY DUNCAN – 2009

Shelley Duncan became the second Scranton/Wilkes-Barre player and first Yankee to win the award for his outstanding 2009 season. Duncan established a new franchise record by clubbing 30 home runs. He led the International League in home runs, RBI (99), extra-base hits (61), runs scored (85) and total bases (247). All this despite missing 20 games due to multiple big league callups. This combined with mid-season and post-season all-star selections made Duncan's 2009 season one of the best in franchise history.



BEN GAMEL – 2016

Ben Gamel became the third Scranton/Wilkes-Barre player and first RailRider to win the award after an All-Star-caliber performance in 2016. The Neptune Beach, Fla. native owned the circuit's sixth-best batting average (.308) and finished fourth in the IL with 149 hits. He led the league with 80 runs scored to go with 26 doubles, five triples, six home runs, 51 RBI and led the team with 19 stolen bases. Gamel was the International League Rookie of the Year in 2015.

HOME & SEASON OPENERS

HOME OPENERS:

YEAR	DATE	OPPONENT	SCORE	WIN	LOSS	SAVE	ATT.
1989	4/26	Tidewater	L 9-2	Whitehurst	Martin	Edens	10,958
1990	4/6	Rochester	L 6-3	M. Jones	Freeman	Tirado	9,247
1991	4/15	Pawtucket	W 9-4	Ruffin	Manzanillo	--	9,235
1992	4/9	Syracuse	W 7-6	Ayrault	Linton	Chapin	7,223
1993	4/8	Richmond	L 9-0	Birkbeck	Brink	--	8,625
1994	4/7	Columbus	L 7-4	Ojala	Dunne	Quirico	6,227
1995	4/10	Norfolk	W 4-1	Springer	Telgheder	Innis	6,675
1996	4/4	Ottawa	L 2-1	Bullinger	Wiegandt	Pachecho	5,394
1997	4/3	Richmond	W 9-5	Nye	Woodall	--	6,376
1998	4/13	Syracuse	L 4-3	Romano	Nye	Johnson	6,777
1999	4/8	Pawtucket	W 7-0	Wolf	Pena	--	5,537
2000	4/6	Rochester	L 6-3	Towers	Shumaker	--	6,268
2001	4/5	Ottawa	L 4-3	Bridges	Thomas	Scanlan	8,050
2002	4/8	Buffalo	W 7-4	Roa	Drew	Zamora	8,001
2003	4/3	Ottawa	L 5-4	Carrasco	Telemaco	Garcia	12,117
2004	4/14	Buffalo	L 7-4	Guthrie	Jimenez	--	3,723
2005	4/8	Norfolk	L 7-4	McGinley	Giese	Bell	4,711
2006	4/14	Norfolk	L 6-4	Fortunato	Sanches	Bell	5,113
2007	4/5	Norfolk	L 7-5	Green	Beam	Doyne	10,310
2008	4/3	Lehigh Valley	W 4-0	Igawa	Happ	--	8,381
2009	4/17	Rochester	W 11-0	Hughes	Santos	--	8,266
2010	4/8	Buffalo	W 1-0	Melancon	O'Connor	Albaladejo	6,511
2011	4/13	Buffalo	L 4-0	Mejia	Phelps	--	3,637
2012*	4/14	Syracuse	W 6-3	Warren	Duke	Eppley	3,928
2013	4/4	Pawtucket	L 8-4	Wilson	Miller	--	8,443
2014	4/10	Syracuse	W 7-2	Burawa	Tatusko	Montgomery	6,870
2015	4/9	Syracuse	W 8-3	Rumbelow	Rivero	--	7,493
2016	4/7	Rochester	L 3-0	Kintzler	Green	Graham	10,000
2017	4/10	Lehigh Valley	W 2-0	Cessa	Appel	Frieri	11,515
2018	4/8	Syracuse	W 6-5	Feyereisen	Smith	--	9,327
2019	4/11	Buffalo	W 9-8 (10)	Coshow	Law	--	10,000
2021	5/11	Lehigh Valley	W 6-0	Garcia	Rosso	--	2,910

SEASON OPENERS:

YEAR	DATE	OPPONENT	SCORE	WIN	LOSS	SAVE	ATT.
1989	4/6	@ Rochester	L 3-1	Schilling	Dillard	Huisman	4,322
1990	4/6	Rochester	L 6-3	M. Jones	Freeman	Tirado	9,247
1991	4/10	@ Syracuse	W 9-2	Ruffin	Guzman	--	3,969
1992	4/9	Syracuse	W 7-6	Ayrault	Linton	Chapin	7,223
1993	4/8	Richmond	L 9-0	Birkbeck	Brink	--	8,625
1994	4/7	Columbus	L 7-4	Ojala	Dunne	Quirico	6,227
1995	4/7	@ Rochester	L 7-3	McGehee	Ilsey	--	7,775
1996	4/4	Ottawa	L 2-1	Bullinger	Wiegandt	Pachecho	5,394
1997	4/3	Richmond	W 9-5	Nye	Woodall	--	6,376
1998	4/9	@ Ottawa	W 5-1	Loewer	Boskie	--	3,400
1999	4/8	Pawtucket	W 7-0	Wolf	Pena	--	5,537
2000	4/6	Rochester	L 6-3	Towers	Shumaker	--	6,268
2001	4/5	Ottawa	L 4-3	Bridges	Thomas	Scanlan	8,050
2002	4/4	@ Ottawa	L 1-0	Blank	Myers	Cubillan	3,114
2003	4/3	Ottawa	L 5-4	Carrasco	Telemaco	Garcia	12,117
2004	4/8	@ Ottawa	L 2-0	Borkowski	Hancock	Cubillan	2,650
2005	4/8	Norfolk	L 7-4	McGinley	Giese	Bell	4,711
2006	4/6	@ Columbus	L 13-1	Henn	Davis	--	8,218
2007	4/5	Norfolk	L 7-5	Green	Beam	Doyne	10,310
2008	4/3	Lehigh Valley	W 4-0	Igawa	Happ	--	8,381
2009	4/9	@ Lehigh Valley	W 11-3	Claggett	Borkowski	--	10,000
2010	4/8	Buffalo	W 1-0	Melancon	O'Connor	--	6,511
2011	4/7	@ Lehigh Valley	L 7-2	Worley	Phelps	--	9,255
2012	4/5	@ Lehigh Valley	L 3-0	Cloyd	Delcarmen	Schwimer	9,722
2013	4/4	Pawtucket	L 8-4	Wilson	Miller	--	8,443
2014	4/3	@ Syracuse	W 4-1	Billings	Rosenbaum	Daley	6,661
2015	4/9	Syracuse	W 8-3	Rumbelow	Rivero	--	7,493
2016	4/7	Rochester	L 3-0	Kintzler	Green	Graham	10,000
2017	4/8	@ Buffalo	L 4-2	Grube	Barbato	Darnes	7,418
2018	4/8	Syracuse	W 6-5	Feyereisen	Smith	--	9,327
2019	4/4	@ Buffalo	L 8-3	Waguespack	Gonzalez	--	12,898
2021	5/04	@Syracuse	L 5-2	Eickhoff	Montgomery	Smith	2,163

SWB FRANCHISE FIRSTS

SCRANTON/WILKES-BARRE RAILRIDERS FIRSTS

AB:	David Adams	April 4, 2013	vs. Pawtucket
Hit:	Corban Joseph	April 4, 2013	vs. Pawtucket
Run:	Corban Joseph	April 4, 2013	vs. Pawtucket
RBI:	Melky Mesa	April 4, 2013	vs. Pawtucket
2B:	David Adams	April 4, 2013	vs. Pawtucket
3B:	Melky Mesa	April 16, 2013	@ Rochester
HR:	Melky Mesa	April 8, 2013	vs. Rochester
BB:	Zolio Almonte	April 4, 2013	vs. Pawtucket
K:	Dan Johnson	April 4, 2013	vs. Pawtucket
SB:	Dan Johnson	April 4, 2013	vs. Pawtucket
CS:	Melky Mesa	April 5, 2013	vs. Pawtucket
HBP:	Melky Mesa	April 7, 2013	vs. Pawtucket
E:	Zolio Almonte	April 4, 2013	vs. Pawtucket
Win:	vs. Ryan Pope	April 8, 2013	vs. Rochester
Loss:	vs. Jim Miller	April 4, 2013	vs. Pawtucket

SCRANTON/WILKES-BARRE RED BARONS FIRSTS

AB:	Kevin Bootay	April 6, 1989	@ Rochester
Hit:	Ron Salcedo	April 6, 1989	@ Rochester
Run:	Matt Cimo	April 6, 1989	@ Rochester
RBI:	Tommy Barrett	April 6, 1989	@ Rochester
2B:	Greg Legg	April 7, 1989	@ Syracuse
3B:	Steve Stanicek	April 8, 1989	@ Syracuse
HR:	Al Pardo	April 14, 1989	@ Rochester
BB:	Kevin Bootay	April 6, 1989	@ Rochester
K:	Tommy Barrett	April 6, 1989	@ Rochester
SB:	Kevin Bootay	April 7, 1989	@ Rochester
CS:	Matt Cimo	April 6, 1989	@ Rochester
HBP:	Al Pardo	April 6, 1989	@ Rochester
E:	Gordon Dillard	April 6, 1989	@ Rochester
Win:	vs Rochester	April 14, 1989	@ Rochester
Loss:	vs Rochester	April 6, 1989	@ Rochester



ATTENDANCE HISTORY

YEARLY ATTENDANCE

YEAR	TOTAL	DATES	AVERAGE
1989	445,000	57	7,807
1990	545,844	66	8,270
1991	546,533	68	8,037
1992	560,454	68	8,242
1993	542,558	68	7,979
1994	476,053	66	7,212
1995	489,040	68	7,192
1996	458,033	64	7,156
1997	441,410	65	6,897
1998	406,735	67	6,071
1999	439,171	68	6,458
2000	458,584	65	7,055
2001	452,007	70	6,457
2002	460,596	70	6,580
2003	427,445	66	6,476
2004	402,676	65	6,195
2005	400,726	70	5,725
2006	376,284	68	5,534
2007	580,908	66	8,802
2008	485,999	68	7,147
2009*	358,888	58	6,188
2010	338,731	68	4,981
2011	298,098	65	4,586
2012#	272,168	69	3,944
2013	435,839	68	6,409
2014	401,618	68	5,906
2015	402,731	70	5,753
2016	424,991	70	6,071
2017	439,412	68	6,462
2018	386,819	63	6,140
2019	414,891	65	6,383
2021	236,559	58	4,596
TOTAL**	13,511,351	2,050	6,606

* Includes 23,282 for four home games played away from PNC Field
Spent season on road due to renovations to PNC Field. Home games were played at Rochester (37 games), Syracuse (10), Lehigh Valley (8), Batavia, NY (7), Buffalo (6), Pawtucket (4)

LARGEST BY TEAM

TEAM	TOTAL	DATE
Buffalo	11,045	July 4, 2006
Charlotte	11,502	June 13, 1996
Columbus	12,092	July 4, 2004
Denver	10,050	August 3, 1990
Durham	12,048	May 14, 2004
Indianapolis	10,016	May 24, 2000
Iowa	10,417	June 26, 1990
Lehigh Valley	11,515	April 10, 2017
Louisville	10,544	July 14, 1990
Nashville	9,515	June 15, 1991
OKC	10,100	May 20, 1990
Omaha	10,081	August 4, 1990
Ottawa	12,241	July 4, 2002
Pawtucket	12,257	July 4, 2003
Richmond	12,142	June 7, 1992
Rochester	11,300	July 24, 1993
Syracuse	11,647	July 4, 1992
Norfolk/Tidewater	11,637	July 5, 1996
Toledo	11,432	June 12, 1993

LARGEST HOME CROWDS

DATE	TOTAL	OPPONENT
1) July 4, 2003	12,257	Pawtucket
2) July 4, 2002	12,241	Ottawa
3) June 7, 1992	12,142	Richmond
4) April 3, 2003	12,117	Ottawa
5) July 4, 2004	12,092	Columbus
6) May 14, 2004	12,048	Durham
7) August 22, 1992	11,914	Richmond
8) July 20, 1994	11,714	Ottawa
9) July 25, 1992	11,659	Pawtucket
10) July 4, 1992	11,647	Syracuse

ORGANIZATIONAL AWARDS

SCRANTON/WILKES-BARRE PLAYERS OF THE YEAR

	HITTER	PITCHER		HITTER	PITCHER
1989	Tommy Barrett	Wally Ritchie	2006	Carlos Ruiz	Brian Mazone
1990	Keith Miller	Todd Frohwirth	2007	Shelley Duncan	Matt DeSalvo
1991	Rick Schu	Andy Ashby	2008	Juan Miranda	Kei Igawa
1992	Rick Schu	Jay Baller	2009	Shelley Duncan	Zach Kroenke
1993	Victor Rodriguez	Kyle Abbott	2010	Jesus Montero	Jonathan Albaladejo
1994	Gene Schall	Robert Gaddy	2011	Jorge Vazquez	D.J. Mitchell
1995	Shawn Gilbert	Chuck Ricci	2012	Tyler Austin*	Mark Montgomery*
1996	Jon Zuber	Carlos Crawford	2013	Greg Bird	Shane Greene
1997	David Doster	Darrin Winston	2014	Rob Refsnyder	Luis Severino
1998	Marlon Anderson	Calvin Maduro	2015	-----	-----
1999	Torey Lovullo	Darryl Scott	2016	Aaron Judge	-----
2000	Gary Bennett	Evan Thomas	2017	Miguel Andujar	Domingo Acevedo
2001	P.J. Forbes	Brandon Duckworth	2018	-----	Michael King
2002	David Doster	Joe Roa	2019	-----	Deivi García
2003	Chase Utley	Geoff Geary			
2004	Lou Collier	Jim Crowell/Dan Giese			
2005	Shane Victorino	Eude Brito			

*Beginning in 2012, the Yankees announced one MiLB player of the year, as opposed an award for each affiliate.

INTERNATIONAL LEAGUE MANAGER OF THE YEAR

1992:	Lee Elia	2007:	Dave Miley
2002:	Marc Bombard	2012:	Dave Miley*
2006:	John Russell	2016:	Al Pedrique
		2017:	Al Pedrique

*Named 2012 MiLB Manager of the Year by *Baseball America*

BASEBALL FEVER TENTH MAN AWARD

2003:	Geoff Geary	2007:	Angel Chavez
2004:	Buzz Hannahan	2008:	Chris Stewart
2005:	Shane Victorino	2009:	Eric Duncan
2006:	Ryan Fleming	2010:	Zack Segovia

*2010 was the final year the Baseball Fever Tenth Man Award

SCRANTON/WILKES-BARRE COMMUNITY SERVICE AWARD

2000:	Evan Thomas	2006:	Ryan Fleming
	Fausto Tejero	2007:	Ben Kozlowski
2001:	Thomas Jaquez	2008:	Nick Green
2002:	Geoff Geary	2009:	Mark Melancon
2003:	Travis Chapman	2010:	Zack Segovia
	Greg Kubes	2011:	Eric Wordekemper
2004:	Greg Kubes		
2005:	Shane Victorino		

*Award ceased after the conclusion of the 2011 season

INTERNATIONAL LEAGUE BATTING CHAMPION

2005:	Danny Sandoval (.331)
-------	-----------------------

INTERNATIONAL LEAGUE MONTHLY AWARD

2001:	RHP Brandon Duckworth (July)
2016:	OF Aaron Judge (June)
2017:	OF Jake Cave (July)
2018:	RHP Michael King (August)

MISCELLANEOUS ACCOMPLISHMENTS

TRIPLE PLAYS

DATE	OPPONENT	TEAM BATTING	BATTER	SEQUENCE
6/5/1997	@Norfolk	Norfolk	Chris Saunders	L6-6-3
6/8/2019	Syracuse	SWB	Mike Tauchman	L3-3-5

The only triple play turned by Scranton/Wilkes-Barre in team history occurred June 5, 1997 at the Norfolk Tides. In game two of a doubleheader, singles by Wes Chamberlain and Phil Geisler put runners on first and second. Chris Saunders then hit a soft liner to shortstop Desi Relaford who stepped on second doubling up Chamberlain then threw to first to complete the triple play.

SWITCH-HIT HOME RUNS

On April 23, 1998 at Rochester, Darren Burton became the first Scranton/Wilkes-Barre player to switch-hit home runs (homer from both sides of the plate) in the same game. In the third inning, he hit a solo shot off righty Joel Bennett, then in the ninth inning, he connected for a three-run blast off lefty Vince Horsman.

Andrew Velazquez homered from both sides of the plate in July 23, 2021, at PNC Field against the Rochester Red Wings. The infielder hit a right-handed home run in the fourth inning off of Red Wings left-hander Matt Tomshaw. In the sixth, Velazquez added a solo shot off righty Ronald Pena.

SEVEN+ RBI IN ONE GAME

9	Mark Budzinski	July 25, 2004 vs. Toledo
8	Wendell Magee	May 13, 1999 @ Norfolk
	Brennan King	July 14, 2006 vs. Toledo
	Chris Gittens	June 27, 2021 @ Lehigh Valley
7	Phil Geisler	August 12, 1995 vs. Pawtucket
	Wendell Magee	June 28, 1997 vs. Pawtucket
	Mike Robertson	August 10, 1997 @ Syracuse
	Zoilo Almonte	July 23, 2014 @ Gwinnett
	Kyle Higashioka	May 5, 2019 @ Syracuse

CYCLES

Jon Zuber	May 1, 1997	@ Columbus
Brennan King	July 14, 2006	vs. Toledo
Ramon Flores	April 9, 2015	vs. Syracuse
Dustin Fowler	April 30, 2017	vs. Indianapolis

NO-HITTERS

Jeremy Cummings	September 3, 2006	@ Rochester
Ben Rivera	July 25, 1992	vs. Pawtucket (7-Inning)
Tyler Green	July 4, 1993	vs. Ottawa (7-Inning)
Robert Ellis	June 6, 2004	vs. Louisville (7-Inning)
Luis Gil, Reggie McClain & Stephen Ridings	July 21, 2021	vs. Rochester
Sean Boyle	August 19, 2021	@ Worcester (G2; 7-Inning)

1-HITTERS

Pat Combs	August 19, 1989	@ Pawtucket
Andy Ashby	July 22, 1991	vs. Richmond
John Burgos	August 16, 1991	vs. Columbus
Brett Myers	April 25, 2002	vs. Toledo
Chad Green	July 14, 2016	@ Gwinnett
Brian Keller, Sal Romano & Nick Goody	May 27, 2021	vs. Buffalo

MISCELLANEOUS HISTORY

NEW YORK YANKEES ALL-TIME TRIPLE-A AFFILIATES

YEARS	TEAM	LEAGUE
2007-Present	Scranton/Wilkes-Barre Yankees/RailRiders	International League/Triple-A
1979-2006	Columbus Clippers	International League
1978	Tacoma Yankees	Pacific Coast League
1967-77	Syracuse Chiefs	International League
1965-66	Toledo Mud Hens	International League
1956-64	Richmond Virginians	International League
1955-58	Denver Bears	American Association
1953	Syracuse Chiefs	International League
1951	San Francisco Seals	Pacific Coast League
1946-54	Kansas City Blues	American Association
1946-49	Newark Bears	International League

*The New York Yankees operated two Triple-A clubs in the 1946-49, 1951, 1953, and 1956-58 seasons.

100 YEARS (...AND COUNTING) OF RAILRIDERS BASEBALL

The International League franchise that eventually became the Scranton/Wilkes-Barre RailRiders is one of the oldest franchises in the circuit, with its first season of play coming in 1919. The RailRiders franchise has relocated nine times and played home games in two countries before settling into a home in Northeast Pennsylvania in 1989.

YEARS	TEAM NAME	CITY	AFFILIATION
2013-Present	Scranton/Wilkes-Barre RailRiders	Moosic, PA	New York Yankees
2007-12	Scranton/Wilkes-Barre Yankees	Moosic, PA	New York Yankees
1989-2006	Scranton/Wilkes-Barre Red Barons	Moosic, PA	Philadelphia Phillies
1988	Maine Phillies	Old Orchard Beach, ME	Philadelphia Phillies
1984-87	Maine Guides	Old Orchard Beach, ME	Cleveland Indians (1984-86) Philadelphia Phillies (1987)
1971-83	Charleston Charlies	Charleston, WV	Pittsburgh Pirates (1971-76) Houston Astros (1977-79) Texas Rangers (1980) Cleveland Indians (1981-83) Kansas City Athletics (1955-56) Pittsburgh Pirates (1957-70)
1955-1970	Columbus Jets	Columbus, OH	Philadelphia Athletics
1952-54	Ottawa Athletics	Ottawa, Ontario, Canada	New York Giants
1951	Ottawa Giants	Ottawa, Ontario, Canada	New York Giants
1937-50	Jersey City Giants	Jersey City, NJ	N/A
1933-36	Albany Senators	Albany, NY	N/A
1923-32	Reading Keystones	Reading, PA	N/A
1921-22	Reading Aces	Reading, PA	N/A
1920	Reading Marines	Reading, PA	N/A
1919	Reading Coal Barons	Reading, PA	N/A

SWB IN THE MLB ALL-STAR FUTURES GAME

Each season since 1999, Major League Baseball, in conjunction with the 30 Major League Clubs, MLB.com and *Baseball America*, select the 25-man rosters for the AL and NL (formerly U.S. Team and the World Team) in the annual All-Star Futures Game. Players from all full-season minor leagues are eligible to participate. The players listed below represent a list of players who appeared in the MLB All-Star Futures Game and played with Scranton/Wilkes-Barre before their MLB debuts.

YEAR	PLAYER, POS. (TEAM)	YEAR	PLAYER, POS. (TEAM)
2019	RHP Deivi Garcia (AL)	2007	RHP Joba Chamberlain (U.S.)
2018	RHP Domingo Acevedo (World)	2006	RHP Phil Hughes (U.S.)
2017	RHP Domingo Acevedo (World)	2005	OF Melky Cabrera (World)
2016	C Gary Sanchez (World)		RHP Scott Mathieson (World)
2015	OF Aaron Judge (U.S.)	2004	RHP Gavin Floyd (U.S.)
	C Gary Sanchez (World)	2003	RHP Gavin Floyd (U.S.)
2014	RHP Luis Severino (World)		INF Ryan Howard (U.S.)
2013	None	2002	OF Marlon Byrd (U.S.)
2012	OF Tyler Austin (U.S.)		RHP Brett Myers (U.S.)
2011	C Austin Romine (U.S.)	2001	RHP Brett Myers (U.S.)
2010	C Austin Romine (U.S.)		INF Chase Utley (U.S.)
	RHP Hector Noesi (World)	2000	None
2009	LHP Manny Banuelos (World)	1999	OF Pat Burrell (U.S.)
2008	C Jesus Montero (World)		
	INF Ramiro Peña (World)		

DRAFT & PROSPECT INFORMATION

2021 First-Year Player Draft

ROUND	NAME	POSITION	B/T	HEIGHT	WEIGHT	SCHOOL	SIGNING BONUS
1 (20)	Trey Sweeney	SS	L/R	6'4"	200 LBS	Eastern Illinois	\$3,000,000
2 (55)	Brendan Beck	RHP	R/R	6'2"	205 LBS	Stanford	\$1,050,000
3 (92)	Brock Selvidge	LHP	R/L	6'3"	205 LBS	Hamilton HS (AZ)	\$1,500,000
4 (122)	Cooper Bowman	2B	R/R	6'0"	205 LBS	Louisville	\$353,000
4 (153)	Tyler Hardman	1B	R/R	6'3"	204 LBS	Oklahoma	\$200,000
6 (183)	Richard Fitts	RHP	R/R	6'3"	215 LBS	Auburn	\$346,800
7 (213)	Robert Ahlstrom	LHP	L/L	6'2"	176 LBS	Oregon	\$140,000
8 (243)	Will Warren	RHP	R/R	6'2"	175 LBS	Southeastern Louisiana University	\$150,000
9 (273)	Chandler Champlain	RHP	R/R	6'2"	175 LBS	USC	\$150,000
10 (303)	Benjamin Cowles	SS	R/R	6'5"	220 LBS	Maryland	\$140,000
11 (333)	Jack Neely	RHP	R/R	6'8"	225 LBS	Ohio State	\$150,000
12 (363)	Ben Rice	C	L/R	6'2"	205 LBS	Dartmouth (NH)	\$125,000
13 (393)	Zach Messinger	RHP	R/R	6'6"	225 LBS	Virginia	\$225,000
14 (423)	Sean Hermann	RHP	R/R	6'0"	160 LBS	Durant HS (FL)	\$135,000
14 (453)	Danny Watson	RHP	R/R	6'7"	235 LBS	VCU	\$125,000
16 (483)	Cole Ayers	RHP	R/R	6'3"	185 LBS	State College of Florida Manatee-Sarasota	\$125,000
17 (513)	Grant Richardson	OF	L/L	6'2"	210 LBS	Indiana	\$125,000
18 (543)	Bailey Dees	RHP	R/R	6'8"	250 LBS	Penn State	\$50,000
19 (573)	Dominic Keegan	C	R/R	6'0"	210 LBS	Vanderbilt	Unsigned
20 (603)	Sean Hard	RHP	R/R	6'5"	195 LBS	St. Joseph Regional School (NJ)	Unsigned

2022 NEW YORK YANKEES TOP-30 PROSPECTS

Baseball America

- Anthony Volpe (SS)
- Oswald Peraza (SS)
- Jason Dominguez (OF)
- Luis Gil (RHP)
- Austin Wells (C)
- Hayden Wesneski (RHP)
- Trey Sweeney (SS)
- Oswaldo Cabrera (SS/2B)
- Luis Medina (RHP)
- Ken Waldichuk (LHP)
- Everson Pereira (OF)
- Randy Vasquez (RHP)
- Clarke Schmidt (RHP)
- Deivi Garcia (RHP)
- Estevan Florial (OF)
- Brendan Beck (RHP)
- Brock Selvidge (LHP)
- Elijah Dunham (OF)
- Yoendrys Gomez (RHP)
- Josh Breaux (C)
- Ron Marinaccio (RHP)
- Antonio Gomez (C)
- Brandon Lockridge (OF)
- Stephen Ridings (RHP)
- Beck Way (RHP)
- J.P. Sears (LHP)
- Anthony Garcia (1B/OF)
- Alexander Vargas (SS)
- Hans Montero (SS)
- Greg Weissert (RHP)

MLB Pipeline

- Anthony Volpe (SS)
- Jason Dominguez (OF)
- Oswald Peraza (SS)
- Luis Gil (RHP)
- Clarke Schmidt (RHP)
- Austin Wells (C)
- Trey Sweeney (SS)
- Luis Medina (RHP)
- Ken Waldichuk (LHP)
- Yoendrys Gomez (RHP)
- Deivi Garcia (RHP)
- Alexander Vargas (SS)
- Everson Pereira (OF)
- Brendan Beck (RHP)
- Hayden Wesneski (RHP)
- Oswaldo Cabrera (SS/2B)
- Brock Selvidge (LHP)
- Josh Breaux (C)
- Brandon Lockridge (OF)
- Justin Lange (RHP)
- Randy Vasquez (RHP)
- Estevan Florial (OF)
- Beck Way (RHP)
- Jake Sanford (OF)
- Elijah Dunham (OF)
- Antonio Gomez (C)
- Ryder Green (OF)
- Matt Sauer (RHP)
- Fidel Montero (OF)
- Cooper Bowman (2B)

FanGraphs

- Anthony Volpe (SS)
- Oswald Peraza (SS)
- Luis Medina (RHP)
- Jason Dominguez (OF)
- Alexander Vargas (SS)
- Clarke Schmidt (RHP)
- Yoendrys Gomez (RHP)
- Ezequiel Duran (2B)
- Everson Pereira (OF)
- Antonio Gomez (C)
- Deivi Garcia (RHP)
- Luis Gil (RHP)
- Oswaldo Cabrera (SS/2B)
- Trey Sweeney (SS)
- Ken Waldichuk (LHP)
- Austin Wells (OF)
- Justin Lange (RHP)
- T.J. Sikkema (LHP)
- Hayden Wesneski (RHP)
- Ron Marinaccio (RHP)
- Stephen Ridings (RHP)
- Randy Vasquez (RHP)
- Anthony Garcia (OF)
- Matt Sauer (RHP)
- J.P. Sears (LHP)
- Beck Way (RHP)
- Brock Selvidge (LHP)
- Brendan Beck (RHP)
- Anthony Siegler (C)
- Marcos Cabrera (3B)

Bold = Appeared for the RailRiders in 2021

YANKEES DRAFT HISTORY

ALL-TIME YANKEES NO. 1 DRAFT PICKS

YEAR	ROUND	SELECTION	PLAYER	POSITION	SCHOOL (STATE)	W/NYY IN MLB
2021	1	20	Trey Sweeney	SS	Eastern Illinois University	--
2020	1	28	Austin Wells	C	University of Arizona	--
2019	1	30	Anthony Volpe	2B	Delbarton School (NJ)	--
2018	1	23	Anthony Seigler	C	Cartersville HS (GA)	--
2017	1	16	Clarke Schmidt	RHP	University of South Carolina	2020-Present
2016	1	18	Blake Rutherford	OF	Chaminade College Prep HS (CA)	--
2015	1	16	James Kaprielian	RHP	UCLA	--
	1	30	Kyle Holder	SS	University of San Diego	--
2014	2	55	Jacob Lindgren	LHP	Mississippi State University	2015
2013	1	26	Eric Jagielo	3B	University of Notre Dame	--
	1	32	Aaron Judge	CF	Fresno State University	2016-Present
	1	33	Ian Clarkin	LHP	James Madison HS (CA)	--
2012	1	30	Ty Hensley	RHP	Edmond Santa Fe HS (OK)	--
2011	Comp A	51	Dante Bichette, Jr.	3B	Orangewood Christian HS (FL)	--
2010	1	32	Cito Culver	SS	Irondequoit HS (NY)	--
2009	1	29	Slade Heathcott	OF	Texas HS (TX)	2015
2008	1	28	Gerrit Cole	RHP	Orange Lutheran HS (CA)	Did not sign
2007	1	30	Andrew Brackman	RHP	North Carolina State University	2011
2006	1	21	Ian Kennedy	RHP	University of Southern California	2007-09
2005	1	17	Carl (C.J.) Henry	SS	Putnam City HS (OK)	--
2004	1	23	Phil Hughes	RHP	Foothill HS (CA)	2007-13
2003	1	27	Eric Duncan	3B	Seton Hall Prep (NJ)	--
2002	2	71	Brandon Weeden	RHP	Santa Fe HS (NM)	--
2001	1	23	John-Ford Griffin	OF	Florida State University	--
	1	34	Bronson Sardinha	INF	Kamehameha HS (HI)	2007
	1	42	Jon Skaggs	RHP	Rice University	--
2000	1	28	David Parrish	C	University of Michigan	--
1999	1	27	David Walling	RHP	University of Arkansas	--
1998	1	24	Andrew Brown	OF	Richmond HS (IN)	--
	1	43	Mark Prior	RHP	University HS (CA)	Did not sign
1997	1	24	Tyrell Godwin	OF	East Bladen HS (NC)	--
	1	40	Ryan Bradley	RHP	Arizona State University	1998
1996	1	20	Eric Milton	LHP	University of Maryland	--
1995	1	27	Shea Morenz	RF	University of Texas	--
1994	1	24	Brian Buchanan	OF	University of Virginia	--
1993	1	13	Matt Drews	RHP	Sarasota HS (FL)	--
1992	1	6	Derek Jeter	SS	Kalamazoo Central HS (MI)	1995-2014
1991	1	1	Brien Taylor	LHP	East Carteret HS (NC)	--
1990	1	10	Carl Everett	OF	Hillsborough HS (FL)	--
1989	2	45	Andy Fox	3B	Christian Brothers HS (CA)	1995-97
1988	4	105	Todd Malone	LHP	Casa Robles HS (CA)	--
1987	3	81	Bill Dacosta	RHP	New York Tech	--
1986	2	53	Rich Scheid	LHP	Seton Hall University	--
1985	1	28	Rick Balaban	RHP	Conestoga HS (PA)	--
1984	1	22	Jeff Pries	RHP	UCLA	--
1983	4	93	Mitch Lyden	C	Beaverton HS (OR)	--
1982	2	36	Tim Birtsas	LHP	Michigan State University	--
	2	50	Bo Jackson	SS	McAdory HS (AL)	Did not sign
1981	2	52	John Elway	OF	Stanford University	--
1980	3	74	Billy Cannon, Jr.	SS	Braodmoor HS (LA)	Did not sign
1979	2	51	Todd Demeter	INF	Grant HS (OK)	--
1978	1	18	Rex Hudler	SS	Bullard HS (CA)	1984-85
1977	1	23	Steve Taylor	RHP	University of Delaware	--
1976	1	15	Pat Tabler	OF	McNicholas HS (OH)	--
1975	1	19	Jim McDonald	1B	Verbum Dei HS (CA)	--
1974	1	12	Dennis Sherrill	SS	South HS (FL)	1978, '80
1973	1	13	Doug Heinholt	RHP	Stroman HS (TX)	--
1972	1	14	Scott McGregor	LHP	El Segundo HS (CA)	--
1971	1	19	Terry Whitfield	OF	Palo Verde HS (CA)	1974-76
1970	1	12	Dave Cheadle	LHP	Asheville HS (NC)	--
1969	1	11	Charlie Spikes	OF	Central Memorial HS (LA)	1972
1968	1	4	Thurman Munson	C	Kent State University	1969-79
1967	1	1	Ron Blomberg	1B	Druid Hills HS (GA)	1969, '71-76
1966	1	10	Jim Lytle	OF	Florida State University	1969-71
1965	1	19	Bill Burbach	RHP	Wahlert HS (WI)	1969-71

* Bold indicated played for SWB under NYY Affiliation, not including during MLB rehab stints.



2021: The Summer of No-Hitters

Entering the 2021 season, Scranton/Wilkes Barre pitchers had authored four no-hitters in franchise history. Ben Rivera pitched the first on July 25, 1992, against Pawtucket. Tyler Green followed with one of his own nearly a year later on July 4, 1993, at Ottawa. Over a decade passed before Robert Ellis no-hit Louisville in Moosic on June 6, 2004. Jeremy Cummings worked a solo, nine-inning no-no at Rochester on September 5, 2006.

Enter The Summer of No-Hitters.

RailRiders pitchers weaved two no-hit bids into the fabric of the 2021 season.

On July 21, Luis Gil, Reggie McClain and Stephen Ridings combined for a nine-inning no-hitter against the Rochester Red Wings; the first no-hit effort by the team's pitching staff since the Yankees affiliation with Scranton/Wilkes-Barre began.

Gil tossed the first six innings for the RailRiders, allowing a walk with one out in the top of the first before settling down to retire the next 14 batters he faced. The right-hander struck out a season-high nine batters and walked two in the outing. McClain followed him and contributed two perfect innings of relief in the seventh and eighth, while Ridings turned the Red Wings aside 1-2-3 in the ninth to close out the no-hitter.

Just under a month later on August 19, Sean Boyle pitched a seven-inning no-no in game two of a doubleheader on the road at Worcester; the first no-hitter by any pitcher in the WooSox brand new confines of Polar Park.

Boyle was making his first career start in Triple-A and only the seventh start of his professional career. He threw a career-high 95 pitches and allowed only two WooSox batters to reach base in finishing off a complete-game no-hitter, striking out six.

Both Gil and Boyle were tabbed by Triple-A East as "Pitchers-of-the-Week" for their respective efforts.



PNC FIELD

235 MONTAGE MOUNTAIN RD

MOOSIC, PA 18507

P: (570) 969-2255

WWW.SWBRAILRIDERS.COM

