

OMAHA STORM CHASERS GAME NOTES

@ INDIANAPOLIS INDIANS

LHP Austin Cox (2-1, 3.38 ERA) @ LHP Cam Alldred (2-0, 3.90 ERA)

Tuesday, June 6, 2023 | Game #56 | Road Game #25

6:05 CT/7:05 ET First Pitch | Victory Field | Indianapolis, Indiana

Radio: stormchasers.mixlr.com | TV: Bally Live, MiLB.TV

23-32

28-28

Omaha Storm Chasers | 12356 Ballpark Way, Papillion, Nebraska 68046 | (402) 738-5100 | OmahaStormChasers.com | @OMASstormChasers

UPCOMING SCHEDULE & PROBABLE PITCHERS

UPCOMING GAMES

OPPONENT





TIME (CT)

PROBABLE PITCHERS

Wednesday, June 7	@ Indianapolis	12:35 p.m. CT	RHP Jonathan Heasley (1-5, 7.76 ERA) @ RHP Quinn Priester (6-3, 4.38 ERA)
Thursday, June 8	@ Indianapolis	6:05 p.m. CT	LHP Drew Parrish (2-2, 5.32 ERA) @ RHP Osvaldo Bido (3-3, 4.06 ERA)
Friday, June 9	@ Indianapolis	6:05 p.m. CT	RHP Max Castillo (0-6, 5.55 ERA) @ LHP Kent Emanuel (4-1, 6.08 ERA)
Saturday, June 10	@ Indianapolis	6:05 p.m. CT	LHP Anthony Veneziano (1-0, 6.92 ERA) @ TBD

THE MATCHUP

(UNDERLINE = MiLB LEADER) (BOLD = TRIPLE-A LEADER) (ITALICS = TRIPLE-A WORST)

			
.263 (8TH) AVG > .267 (3RD)	5.73 (18TH) ERA > 4.20 (1ST)		
303 (13TH) R > 314 (9TH)	1.63 (18TH) WHIP > 1.43 (3RD)		
490 (11TH) H > 494 (7TH)	.279 (20TH) AVG > .245 (4TH)		
64 (12TH) < HR 60 (15TH)	487.1 (10TH) < IP 482.0 (14TH)		
249 (14TH) BB > 260 (9TH)	534 (19TH) H > 450 (3RD)		
471 (6TH) < K 514 (14TH)	348 (18TH) R > 258 (1ST)		
108 (1ST) < SB 52 (12TH)	82 (18TH) HR > 47 (1ST)		
.356 (10TH) OBP > .364 (6TH)	258 (11TH) BB > 249 (6TH)		
.436 (8TH) SLG > .443 (7TH)	478 (16TH) K > 509 (10TH)		
.792 (9TH) OPS > .807 (7TH)	1 (12TH) SHO > 5 (1ST)		

ALL-TIME vs. Indians 289-294 (.496)
SINCE 2021 in Omaha 16-7 (.696)
SINCE 2021 in Indianapolis 8-7 (.533)

2023 vs. Indians 3-0 (1.000)
2023 at Werner Park
2023 at Victory Field 3-0 (1.000)

DATE	H/R	SCORE	WIN	LOSS	SAVE
3/31	R	W, 8-6	C. Snider	Y. De Los Santos	J. Staumont
4/1	R	W, 12-1	D. Parrish	C. Smith	-
4/2	R	W, 8-3	J. Kowar	D. Zamora	-
6/6	R				
6/7	R				
6/8	R				
6/9	R				
6/10	R				
6/11	R				
7/14	H				
7/15	H				
7/16	H				
9/12	H				
9/13	H				
9/14	H				
9/15	H				
9/16	H				
9/17	H				

STORM CHASERS ON THE RISE

5 Omaha players that appear on a Top-30 Royals prospects ranking

PLAYER (POSITION)	MLB PIPELINE	BASEBALL AMERICA
Tyler Gentry (OF)	Royals No. 7	Royals No. 7
Samad Taylor (INF/OF)	Royals No. 20	Royals No. 24
Tucker Bradley (OF)	Royals No. 27	-
Jackson Kowar (RHP)	-	Royals No. 17
Max Castillo (RHP)	-	Royals No. 18

STORM CHASERS PRESS BOX



Game Notes compiled by Nicholas Badders

Credential Requests: nicholasb@omahastormchasers.com

Omaha Storm Chasers gameday information, as well as the 2023 Storm Chasers Media Guide can be found at milb.com/omaha/ballpark/media or by scanning the QR code to the right.



SUNDAY'S GAME

	1	2	3	4	5	6	7	8	9	R	H	E	LO
 Memphis	0	0	0	1	0	0	0	4	1	6	9	1	9
 Omaha	1	2	0	2	0	0	0	0	0	5	12	1	11

WIN: JoJo Romero (1-1) | LOSS: Jonah Dipoto (2-1) | SAVE: None

PAPILLION, NEB. – Despite holding a five-run lead for the first seven innings, the Storm Chasers fell to the Redbirds Sunday evening, as Memphis scored five runs across the final two innings to leap back and take the series with a 6-5 win over Omaha.

- ✦ The Chasers worked onto the board in the 1st inning, as **Johan Camargo** reached on an error that scored **Samad Taylor** from second base ... after a walk to **Logan Porter** in the 2nd inning and **Clay Dungan** singled, **Tucker Bradley** doubled both in for a 3-0 lead.
- ✦ While the Redbirds struck for a run in the fourth, Omaha countered with two in the bottom half, as Dungan and Bradley singled to open the inning, then Taylor singled Dungan in and Camargo drove home Bradley on a fielder's choice for a 5-1 lead.
- ✦ That four-run advantage carried into the 8th inning, on the back of another strong start from **Anthony Veneziano** ... the left-hander held the Redbirds to one run on five hits over 5.0 innings with seven strikeouts, in position for his second win of the week.
- ✦ **James McArthur** followed Veneziano with 2.0 scoreless innings and a pair of strikeouts, then **Dylan Coleman** took over in the 8th with the four-run advantage.
- ✦ Coleman walked his first two batters of the 8th inning, then got two quick outs before allowing an RBI single and his third walk of the inning to load the bases ... **Jonah Dipoto** took over and allowed all three inherited runners to score – first on a bases-loaded walk on a full-count pitch, then allowed a game-tying two-run single to **Masyn Winn**.
- ✦ A pair of hits in the bottom of the 8th inning for Omaha, including Dungan's second of the day, were erased on a double play.
- ✦ Dipoto came back out for the 9th inning and allowed a leadoff walk, but got two outs, then allowed an RBI single that scored the go-ahead run just before the batter, **Junior Querecuto**, was out at second trying to stretch it into a double.
- ✦ **Nate Eaton** singled and Porter walked in the bottom of the 9th inning, but Omaha stranded the tying and winning runs on to drop the series, four games to two.

NOTES AND NUGGETS

THAT'S WHAT SPEED DO

With two steals Sunday, the Chasers have 108 steals in 55 games (average 1.98 SB/game) and have been caught only 22 times for a success rate of 83.08%.

- ✦ 106 steals are the most of any Triple-A team and 6th of all teams in Minor League Baseball ... the Lynchburg Hillcats lead the minors (14) and Kansas City's Single-A affiliate, the Columbia Fireflies are tied 2nd in MiLB (121).
- ✦ Outfielder **Dairon Blanco** stole two bases Friday and is 2nd in *Minor League Baseball* with 37 steals this season (in 42 tries), trailing just Victor Scott II of the Peoria Chiefs, who has 39 ... Blanco stole 22 bases in 19 games in May but just 2 of his last 8 games, with already has NINE games of 2+ steals this year.
- ✦ With 37 steals in Omaha's 55 games played, Blanco is on pace for 100 steals this year ... last year he set the Storm Chasers (2011-present) record with 45 steals, he will likely challenge for Omaha's (1968-present) single-season record of 75 steals in 1979 set by German Barranca ... Blanco's 90 career steals with Omaha are tied for the third-most all-time in franchise history.
- ✦ **Samad Taylor** is 2nd on the team behind Blanco with 27 steals (in 32 attempts) and ranks tied 3rd in the league, 3rd in Triple-A and is tied 8th in the Minors ... he stole 14 bases in 26 games last month and has 1 in 4 games this month.
- ✦ The Chasers have stolen at least one base in 38 of 55 games (69%), with multiple steals in 31 games and SEVEN occasions of 5+ steals.

AYEEEE JOHAN

With 9 games under his belt, infielder **Johan Camargo** has been a welcomed addition to the Storm Chasers lineup, playing all over the field and getting on base constantly.

- ✦ Albeit a small sample size, Camargo is slashing .400/.550/.633 (12-for-30) with the Chasers, with 2 home runs, 6 runs batted in, 5 runs scored and 10 walks ... he's reached base in 22 of his 40 plate appearances and reached base 2 or more times in his first 8 games.
- ✦ Camargo has started at each of the four infield positions over his last four games, the only Storm Chaser to play all four infield positions this season.

WHITE HOT BLANCO

While he is one of the fastest players in Royals system and International League, **Dairon Blanco** has gotten on base plenty too, as one of the league's best hitters.

- ✦ Among qualified international League hitters, Blanco ranks tied 8th in on-base percentage (.431) and 10th in average (.325), on top of his Triple-A best 37 steals.
- ✦ He has hits in 10 of his last 11 games, including 5 multi-hit games ... Friday's 4-hit game was his first this season, his first 3-RBI game as well with the walk-off sac fly.

(K)RISKE AND (K)OLEMAN

Two of the best strikeout pitchers in the Royals system reside in Omaha's bullpen – righties **Brooks Kiske** and **Dylan Coleman**.

- ✦ Among Royals minor league pitchers with at least 10 innings pitched this season, Coleman ranks 2nd with a 16.47 K/9 (25 K in 13.2 IP), while Kiske is 5th with a 15.49 K/9 (39 K in 22.2 IP) ... among International League pitchers with 10 innings, Coleman ranks 2nd in K/9 and Kiske ranks 5th.
- ✦ Kiske has struck out 36.2% of his hitters faced this season (4th in KC system), Coleman has a 36.2% K% (5th in KC system).
- ✦ 30 of Kiske's 39 strikeouts have come on his splitter, the most strikeouts with one pitch of any Omaha pitcher and 5th-most of any Triple-A reliever ... Coleman's sweeper has 15 strikeouts, which ranks tied 6th on the team, while his four-season fastball has 10 strikeouts.

AT A GLANCE

RECENT (L2)

Last 5 Games 1-4
Last 10 Games 3-7
Last 20 Games 9-11

HOME/AWAY

Home Games 11-20
Away Games 12-12

TIME OF DAY

Night Games 14-22
Day Games 9-10

MONTH

March 1-0
April 9-15
May 12-14
June 1-3
July
August
September

OPPONENT

vs. Columbus
vs. Gwinnett 1-5
vs. Indianapolis 3-0
vs. Iowa 2-2
vs. Louisville 2-4
vs. Memphis 2-4
vs. Nashville 2-4
vs. Rochester
vs. Scranton/WB 3-3
vs. St. Paul 2-4
vs. Toledo 6-6

DAY OF THE WEEK

on Monday
on Tuesday 2-7
on Wednesday 2-7
on Thursday 3-6
on Friday 8-2
on Saturday 3-6
on Sunday 5-4

LAST WEEK'S SERIES

Record 2-4
Batting Average (.286)
Runs/Per Game 34/5.7
Home Runs 6
ERA 6.71 (41 ER / 55.0 IP)
Strikeouts (K/9) ... 56 (9.16)
Saves/Opportunities ... 1/3

QUICK FACTS

Founded.....	2011 (1969-2010: Omaha Royals)
Colors.....	Royal Blue, Twister Gold, Blackout Black
League.....	International League (Since 2021)
Ownership.....	Alliance Baseball Omaha LLC
General Manager.....	Laurie Schlender (4th Year)
Home Ballpark (Capacity).....	Werner Park (9,023, 6,254 fixed seats)
Dimensions.....	LF- 310 CF- 402 RF- 315

ROSTER BREAKDOWN

Age 23.....0	Native of Cuba.....1
Age 24.....3	Native of Panama.....1
Age 25.....4	Native of United States.....22
Age 26.....10	Native of Venezuela.....2
Age 27.....5	Acquired by Royals via Free Agency.....8
Age 28.....1	(International).....1 (Minor League).....5 (Undrafted).....3
Age 29.....2	Acquired by Royals via Trade.....7
Age 30.....2	Acquired by Royals via First Year Player Draft.....11
Age 31.....0	(High School).....0 (Rounds 1-5).....2 (2015-17 Drafts).....2
Age 32.....0	(2nd Year/College).....1 (Rounds 6-10).....4 (2018 Draft).....4
Average Age.....26 Years 162 Days	(3rd Year/College).....7 (Rounds 11-20).....2 (2019 Draft).....4
Median Age.....26	(4th+ Year/College).....3 (Rounds 21-40).....3 (2020 Draft).....1

PRO-NUN-SEE-AY-SHUNS

PLAYERS

0 SAMAD TAYLOR.....	(suh-mod)
2 RYAN GOINS.....	(GO-ins)
6 CLAY DUNGAN.....	(duhn-ginn)
12 JOHAN CAMARGO.....	(YO-hahn kuh-MAR-go)
16 DAIRON BLANCO.....	(DYE-rone)
17 ANGELO CASTELLANO.....	(kass-tay-AH-noh)
36 DANIEL MENGDEN.....	(MING-den)
41 ANDRÉS NÚÑEZ.....	(ahn-drez NOON-yez)
50 MAX CASTILLO.....	(ca-STEE-yo)
55 JONAH DIPOTO.....	(dih-POH-to)
56 ANTHONY VENEZIANO.....	(va-nee-ee-ah-no)
58 BROOKS KRISKE.....	(KRIS-kee)

COACHES

23 MIKE JIRSCHKE.....	(jursh-LEE)
33 DAVID NOWORYTA.....	(Nova-REE-tah)
52 BIJAN RADEMACHER.....	(bee-ZHON RAH-de-moch-err)

UNIFORM RECORDS

STANDARD UNIFORMS

Blue Vortex Home: 5-10 Road: 0-0	Blue O-Bolt Home: 2-1 Road: 12-13	Powder SC Home: 3-5 Road: 0-0	Powder O Home: 1-0 Road: 0-0
Home White Home: 4-9 Road: 0-0	Road Grey Home: 0-0 Road: 7-7	Blue O-Bolt Home: 2-1 Road: 5-6	Powder Blue Home: 3-5 Road: 0-0

SPECIALTY/THEME NIGHTS

Black O-Bolt Home: 0-2 Road: 0-0	Patriotic Home: 0-0 Road: 0-0	Runzas Home: 0-1 Road: 0-0	Cattlemen Home: 0-0 Road: 0-0	Rockets Home: 0-0 Road: 0-0	Marvel Home: 0-0 Road: 0-0	Throwback Home: 0-0 Road: 0-0
Community Home: 0-2 Road: 0-0	Star Wars Home: 1-0 Road: 0-0	Patriotic Home: 0-1 Road: 0-0	Runzas Home: 0-1 Road: 0-0	Cattlemen Home: 0-0 Road: 0-0	Rockets Home: 0-0 Road: 0-0	Marvel Home: 0-0 Road: 0-0

RECENT TRANSACTIONS

2023 BREAKING ROSTER

Pitchers (15): RHP Max Castillo, LHP Austin Cox, RHP Jonathan Heasley, RHP Jackson Kowar, RHP Brooks Kriske, LHP Marcelo Martinez, RHP Mike Mayers, RHP Andrés Núñez, LHP Drew Parrish, LHP Evan Sisk, RHP Collin Snider, RHP Josh Staumont, LHP Josh Taylor, RHP Ryan Weiss, RHP Nick Wittgren

Catchers (3): Freddy Fermin, Logan Porter, Jakson Reetz

Infielders (6): CJ Alexander, Angelo Castellano, Maikel Garcia, Nick Loftin, Nick Pratto, Samad Taylor

Outfielders (3): Dairon Blanco, Tucker Bradley, Brewer Hicklen

18. 5/3	LHP Austin Cox selected by Kansas City from Omaha	38.	RHP Jackson Kowar recalled by KANSAS CITY from Omaha
19.	RHP Jose Cuas optioned to Omaha	39. 5/17	RHP Mike Mayers selected by KANSAS CITY from Omaha
20. 5/4	LHP Marcelo Martinez played on the Development List	40. 5/19	LHP Anthony Veneziano transferred to Omaha from NW Arkansas (AA)
21.	OF Franmil Reyes optioned to Omaha	41.	RHP Max Castillo recalled by KANSAS CITY from Omaha
22.	INF Clay Dungan activated from the 7-Day Injured List	42. 5/20	RHP Jackson Kowar optioned to Omaha
23.	LHP Austin Cox optioned to Omaha	43.	RHP Ryan Weiss released
24. 5/5	RHP Jonathan Heasley recalled by KANSAS CITY from Omaha	44. 5/22	INF Nicky Lopez returned to KANSAS CITY from rehab assignment to Omaha
25.	OF Nate Eaton recalled by KANSAS CITY from Omaha	45. 5/23	INF Greyson Jenista activated by Omaha
26. 5/6	RHP Daniel Mengden activated from the Development List	46.	INF CJ Alexander placed on the 7-Day Injured List
27. 5/7	LHP Daniel Lynch 's rehab assignment transferred to Omaha	47.	RHP Nick Wittgren selected by KANSAS CITY from Omaha
28.	RHP Jonathan Heasley optioned to Omaha	48.	RHP Max Castillo optioned to Omaha
29.	RHP Max Castillo recalled by KANSAS CITY from Omaha	49. 5/24	OF Nate Eaton optioned to Omaha
30. 5/8	RHP Jose Cuas recalled by KANSAS CITY from Omaha	50. 5/26	OF Drew Waters returned to KANSAS CITY from rehab assignment
31.	RHP James McArthur optioned to Omaha	51. 5/28	LHP Daniel Lynch returned to KANSAS CITY from rehab assignment
32.	OF Franmil Reyes designated for assignment.	52.	INF CJ Alexander activated from the 7-Day Injured List
33. 5/9	OF Drew Waters sent on a rehab assignment to Omaha	53.	INF Greyson Jenista transferred to NW Arkansas (AA) from Omaha
34. 5/12	RHP Brett de Geus assigned to Omaha and placed on the Development List	54. 5/30	RHP Brett de Geus transferred to NW Arkansas (AA) from Omaha
35. 5/16	INF Nicky Lopez sent on a rehab assignment to Omaha	55. 6/1	INF Nick Loftin placed on the 7-Day Injured List
36.	INF Johan Camargo activated from the 7-Day Injured List	56.	LHP Marcelo Martinez activated from the Development List
37.	RHP Max Castillo optioned to Omaha	57. 6/2	RHP Jackson Kowar recalled by KANSAS CITY from Omaha



MANAGER: MIKE JIRSCHLE • #23

- Mike Jirschele returns for his 15th season as Omaha's manager, his 18th season managing in Minor League Baseball and 32nd season overall with the Royals organization, named to the position of Storm Chasers manager on January 13, 2023, after previously managing Triple-A Omaha from 1995-97 and 2003-13.
- Jirschele served on the Kansas City Royals coaching staff as the Third Base Coach from 2014-19 and won the World Series in 2015. Jirschele most recently served as the bench coach under manager Chris Widger during the 2022 season with the Double-A Northwest Arkansas Naturals. He spent the 2021 season as Widger's bench coach for the High-A Central champion Quad Cities River Bandits and served as Special Assistant to the General Manager in 2020.
- In his second stint as Omaha's manager, over 11 years from 2003 to 2013, he led the team to four division titles, three consecutive trips to the Pacific Coast League Championship Series (2011-2013), two PCL titles (2011, 2013) and the team's first of two Triple-A National Championships in 2013.
- He earned the 2011 Mike Coolbaugh Award for *outstanding baseball work ethic, knowledge of the game and skill in mentoring young players on the field* and he is a four-time recipient of the Dick Howser Award (1992, 1994, 2005, 2011), recognizing outstanding work in player development within the Royals organization.
- Prior to his time with Omaha and Kansas City, he served as the Royals Minor League Infield Coordinator for four years, from 1998-2002, and he held managerial positions with Wilmington (1994), Rockford (1993) and the Gulf Coast Royals (1992).
- He appeared 999 games in the Minor Leagues across 13 years, between 1977 and 1990, including 22 games with the Omaha Royals between 1988 and 1989.



PITCHING COACH: DANE JOHNSON • #59

- Dane Johnson enters his fourth year in the Royals organization and as the Storm Chasers pitching coach, after joining Kansas City ahead of the 2020 season. 2023 marks his 24th season coaching overall.
- He previously spent one season in the Miami Marlins organization (2019) as a Pitching Consultant and 19 seasons with the Toronto Blue Jays as a Minor League Pitching Coach from 2000-03, Pitching Coordinator from 2004-14 and Major League Bullpen Coach from 2015-18.
- Prior to entering coaching, spent 15 years as a player, including over 280 games in the Minor Leagues and parts of three seasons in the Majors with the Chicago White Sox (1994), Blue Jays (1996) and Oakland Athletics (1997), also playing two seasons (1990-1991) in the Chinese Professional Baseball League.
- Johnson and his wife, Gina, reside in Palm Harbor, Florida. They have two children: a daughter, Madison (31), and son, Cobi (27).



HITTING COACH: BIJAN RADEMACHER • #52

- Bijan Rademacher (*bi-ZHON RAH-de-moch-err*) joins the Royals as the Omaha Storm Chasers Hitting Coach this year after spending the last two years with the Arizona Diamondbacks as their Minor League Hitting Coordinator (2021) and ACL Hitting Coach (2022).
- Prior to coaching, he spent eight years playing professionally (2012-2019), spanning seven seasons in the Chicago Cubs organization (2012-18) and slashed .280/.361/.402 over 702 career MiLB games, reaching as high as Triple-A. He also played one season in independent baseball (2019) with the New Britain Bees in the Atlantic League, in addition to an offseason in the Mexican Pacific Winter League.
- Over 243 career Triple-A games with the Iowa Cubs, he played 11 games at Werner Park and was a .378 hitter (14-for-37) with one homer and 5 runs batted in while playing in Omaha.
- Rademacher lives in Tempe, Arizona with his wife Melissa.



BENCH COACH: DAVID NOWORYTA • #33 (3RD BASE COACH)

- David Noworyta (*Nova-REE-tah*) enters his second year in the Royals organization and first as Omaha's Bench Coach, after making his coaching debut in 2022 as the Assistant Hitting Coach for the River Bandits Kansas City's High-A affiliate.
- Prior to coaching, he spent four years playing professionally (2018-21), including three minor league seasons in the Detroit Tigers organization (2018-20), and one with the Independent Pioneer League's Billings Mustangs in 2021. Before signing with Detroit in 2018, Noworyta graduated from the University of Hawaii with a bachelor's degree in communications and journalism, and played in parts of three seasons for their baseball team.
- Noworyta attended Holy Cross Academy (N.J.), where he played baseball and basketball, and was selected by the Royals in the 37th round of the 2014 MLB Draft. He resides in Hainesport, N.J. in the offseason.



CERTIFIED ATHLETIC TRAINER: JAMES STONE

- James Stone is entering his fifth season as the Certified Athletic Trainer for the Storm Chasers after serving the previous seven seasons with the Wilmington Blue Rocks (Royals High-A), including the 2015 season, in which he was named Carolina League Athletic Trainer of the Year.
- He joined the Kansas City organization in 2010 as the athletic trainer for the Class-A Burlington Bees. He came to the Royals after spending one season with the Central Valley Coyotes (Fresno, California) in Arena Football 2.
- Stone worked three seasons in the Florida Marlins organization, with stops in Jupiter (2008), Greensboro (2007) and Jamestown (2006), winning New York-Penn League Trainer of the Year honors in 2006.
- He was the Strength and Conditioning Coach for the Baltimore Orioles Class-A affiliate, the Delmarva Shorebirds, in 2005.
- Stone graduated with a bachelor's of science in kinesiology from Cal State-Northridge. He resides in Simi Valley, California with his dog, Ozzie.



STRENGTH & CONDITIONING COACH: YANNICK PLANTE

- Yannick Plante is entering his third season as the Strength & Conditioning Coach for the Storm Chasers, after being slated to serve in that role with Northwest Arkansas in 2020.
- He began with the Kansas City Organization in 2019 as the athletic trainer for the Burlington Royals (Advanced Rookie, Appalachian League). He was then a staff member of the Surprise Saguaros of the Arizona Fall League in the fall of 2019.
- Plante has a master's degree in kinesiology from the University of Calgary and a bachelor's degree in human kinetics with specialization in biophysics from the University of Ottawa. He currently lives in Ottawa, Ontario.



TONY MEDINA
MINOR LEAGUE/LATIN AMERICA
MEDICAL COORDINATOR



BEN NICHOLAS
PLAYER DEVELOPMENT TRAINEE



JEREMY OWENS
PLAYER DEVELOPMENT TRAINEE



Austin Cox - Pitching - Stat Splits - 2023 - Regular Season

Split	Team	W	L	ERA	G	GS	CG	SHO	SV	IP	H	R	ER	HR	HB	BB	IBB	SO	WHIP	AVG	AB	WP	BK	GIDP	TBF	NP-S
Home Games	OMA	1	1	4.15	4	3	0	0	0	17.1	16	9	8	7	0	10	0	13	1.50	.246	65	2	0	2	75	307 - 183
Away Games	OMA	1	0	3.60	6	5	0	0	0	25.0	25	10	10	4	2	10	0	23	1.40	.287	87	1	0	6	100	416 - 260
Day Games	OMA	0	0	4.40	4	3	0	0	0	14.1	13	7	7	5	2	7	0	18	1.40	.260	50	0	0	2	59	256 - 157
Night Games	OMA	2	1	3.54	6	5	0	0	0	28.0	28	12	11	6	0	13	0	18	1.46	.275	102	3	0	6	116	467 - 286
On Grass	OMA	2	1	3.83	10	8	0	0	0	42.1	41	19	18	11	2	20	0	36	1.44	.270	152	3	0	8	175	723 - 443
April	OMA	1	0	2.21	5	4	0	0	0	20.1	15	5	5	4	1	11	0	22	1.28	.217	69	2	0	4	81	362 - 220
May	OMA	1	1	5.32	5	4	0	0	0	22.0	26	14	13	7	1	9	0	14	1.59	.313	83	1	0	4	94	361 - 223
On Tuesdays	OMA	0	0	12.00	1	0	0	0	0	3.0	7	4	4	1	0	0	0	1	2.33	.538	13	1	0	2	14	49 - 32
On Wednesdays	OMA	0	1	7.00	2	2	0	0	0	9.0	10	8	7	7	0	5	0	8	1.67	.278	36	0	0	1	41	157 - 99
On Thursdays	OMA	2	0	1.56	4	3	0	0	0	17.1	15	3	3	2	0	9	0	13	1.38	.250	60	0	0	3	69	305 - 179
On Fridays	OMA	0	0	1.80	1	1	0	0	0	5.0	3	1	1	0	0	3	0	4	1.20	.176	17	2	0	1	20	86 - 53
On Saturdays	OMA	0	0	3.38	2	2	0	0	0	8.0	6	3	3	1	2	3	0	10	1.13	.231	26	0	0	1	31	126 - 80
In games following a win	OMA	1	1	4.00	4	4	0	0	0	18.0	15	9	8	6	2	8	0	16	1.28	.234	64	0	0	2	74	282 - 175
In games following a loss	OMA	1	0	3.70	6	4	0	0	0	24.1	26	10	10	5	0	12	0	20	1.56	.295	88	3	0	6	101	441 - 268
Starter	OMA	2	1	2.92	8	8	0	0	0	37.0	30	13	12	8	2	18	0	32	1.30	.233	129	2	0	6	149	609 - 376
Reliever	OMA	0	0	10.13	2	0	0	0	0	5.1	11	6	6	3	0	2	0	4	2.44	.478	23	1	0	2	26	114 - 67

Austin Cox - Opposing Hitting - Stat Splits - 2023 - Regular Season

Split	Team	AVG	G	AB	R	H	2B	3B	HR	RBI	BB	IBB	SO	SB	CS	OBP	SLG	OPS	HBP	SAC	SF	GIDP
vs Left	OMA	.243	10	37		9	2	0	2	6	6	0	11			.356	.459	.815	1	0	1	1
vs Right	OMA	.278	10	115		32	6	0	9	13	14	0	25			.362	.565	.927	1	0	0	7
Team is ahead	OMA	.233	6	60		14	2	0	5	6	8	0	18			.333	.517	.850	1	0	0	2
Team is behind	OMA	.356	5	45		16	3	0	3	6	7	0	6			.434	.622	1.056	0	0	1	4
Score is tied	OMA	.234	8	47		11	3	0	3	7	5	0	12			.321	.489	.810	1	0	0	2
Batting First	OMA	.368	10	19		7	1	0	3	5	3	0	4			.435	.895	1.330	0	0	1	1
Batting Second	OMA	.227	10	22		5	0	0	2	4	1	0	5			.261	.500	.761	0	0	0	0
Batting Third	OMA	.143	10	14		2	0	0	0	0	5	0	3			.368	.143	.511	0	0	0	0
Batting Fourth	OMA	.250	10	16		4	1	0	0	1	2	0	1			.368	.313	.681	1	0	0	2
Batting Fifth	OMA	.278	10	18		5	1	0	1	1	0	0	6			.278	.500	.778	0	0	0	2
Batting Sixth	OMA	.250	10	16		4	0	0	2	5	3	0	2			.368	.625	.993	0	0	0	1
Batting Seventh	OMA	.313	10	16		5	2	0	0	0	3	0	5			.450	.438	.888	1	0	0	1
Batting Eighth	OMA	.118	10	17		2	1	0	1	1	1	0	5			.167	.353	.520	0	0	0	1
Batting Ninth	OMA	.500	10	14		7	2	0	2	2	2	0	5			.563	1.071	1.634	0	0	0	0
Leading Off	OMA	.316	10	38		12	4	0	4	4	4	0	10			.381	.737	1.118	0	0	0	0
First Inning	OMA	.222	8	27	2	6	1	0	1	2	3	0	6	0	0	.300	.370	.670	0	0	0	2
Second Inning	OMA	.120	8	25	1	3	1	0	0	0	5	0	9	1	0	.290	.160	.450	1	0	0	1
Third Inning	OMA	.265	10	34	6	9	2	0	5	9	4	0	9	2	1	.359	.765	1.124	1	0	0	2
Fourth Inning	OMA	.389	9	36	4	14	3	0	2	4	4	0	7	0	1	.450	.639	1.089	0	0	0	3
Fifth Inning	OMA	.280	7	25	3	7	1	0	1	2	3	0	5	1	0	.345	.440	.785	0	0	1	0
Sixth Inning	OMA	.400	2	5	3	2	0	0	2	2	1	0	0	0	0	.500	1.600	2.100	0	0	0	0
Bases Empty	OMA	.283	10	92		26	8	0	8	8	13	0	26			.377	.630	1.007	1	0	0	0
Runner at 1st	OMA	.250	10	20		5	0	0	0	0	3	0	3			.375	.250	.625	1	0	0	4
Runner at 2nd	OMA	.333	6	15		5	0	0	1	3	4	0	2			.474	.533	1.007	0	0	0	0
Runner at 3rd	OMA	.000	2	3		0	0	0	0	0	0	0	2			.000	.000	.000	0	0	0	0
Runners at 1st & 2nd	OMA	.188	9	16		3	0	0	0	0	0	0	3			.188	.188	.376	0	0	0	4
Runners at 1st & 3rd	OMA	.000	2	3		0	0	0	0	1	0	0	0			.000	.000	.000	0	0	1	0
Runners at 2nd & 3rd	OMA	1.000	1	1		1	0	0	1	3	0	0	0			1.000	4.000	5.000	0	0	0	0
Bases Loaded	OMA	.500	2	2		1	0	0	1	4	0	0	0			.500	2.000	2.500	0	0	0	0
Runners On	OMA	.250	10	60		15	0	0	3	11	7	0	10			.333	.400	.733	1	0	1	8
Scoring Position	OMA	.250	10	40		10	0	0	3	11	4	0	7			.311	.475	.786	0	0	1	4
No Outs	OMA	.394	10	66		26	4	0	7	10	6	0	12			.444	.773	1.217	0	0	0	4
One Out	OMA	.125	10	40		5	1	0	2	3	8	0	12			.265	.300	.565	0	0	1	4
Two Outs	OMA	.217	10	46		10	3	0	2	6	6	0	12			.333	.413	.746	2	0	0	0
Ahead in Count	OMA	.289	10	45		13	4	0	1	2	0	0	18			.304	.444	.748	1	0	0	1
Behind in Count	OMA	.220	10	50		11	1	0	3	7	20	0	9			.437	.420	.857	0	0	1	1
0-0 Count	OMA	.476	10	21		10	2	0	5	6	0	0	0			.476	1.286	1.762	0	0	0	3
0-1 Count	OMA	.500	10	10		5	1	0	1	1	0	0	0			.500	.900	1.400	0	0	0	0
0-2 Count	OMA	.167	9	12		2	1	0	0	0	0	0	7			.167	.250	.417	0	0	0	0
1-0 Count	OMA	.077	10	13		1	0	0	0	1	0	0	0			.071	.077	.148	0	0	1	0
1-1 Count	OMA	.214	10	14		3	1	0	0	0	0	0	0			.214	.286	.500	0	0	0	2
1-2 Count	OMA	.261	10	23		6	2	0	0	1	0	0	11			.292	.348	.640	1	0	0	1
2-0 Count	OMA	.667	10	3		2	0	0	1	4	0	0	0			.667	1.667	2.334	0	0	0	0
2-1 Count	OMA	.571	10	7		4	0	0	2	2	0	0	0			.571	1.429	2.000	0	0	0	0
2-2 Count	OMA	.182	10	22		4	0	0	2	4	0	0	9			.217	.455	.672	1	0	0	1
3-0 Count	OMA	.000	8	1		0	0	0	0	0	3	0	0			.750	.000	.750	0	0	0	0
3-1 Count	OMA	.000	9	4		0	0	0	0	0	5	0	0			.556	.000	.556	0	0	0	0
3-2 Count	OMA	.182	10	22		4	1	0	0	0	12	0	9			.471	.227	.698	0	0	0	1
Pitcher	OMA	.270	10	152		41	8	0	11	19	20	0	36			.360	.539	.899	2	0	1	8



#31 AUSTIN COX

LEFT-HANDED PITCHER

BORN: March 28, 1997 in Macon, Georgia (Age 26)
HOMETOWN: Macon, Georgia
RESIDES: Kansas City, Missouri
HEIGHT/WEIGHT: 6'4" / 235 LBS
DRAFTED: 2018 MLB Draft – Round 5 (152ND Overall)
COLLEGE: Mercer University (Macon, Georgia)
HIGH SCHOOL: First Presbyterian Day HS (Bibb County, Georgia)
SEASON WITH STORM CHASERS: 3rd Season

SCOUTING REPORT (4SFB, CH, CB, SL)

4-SEAM FASTBALL: Sits 90-92, averages 91.0 MPH & 2,068 RPM ... Last outing: 58% usage (53/92 pitches), Season usage: 48%
CHANGEUP: Sits 81-84, averages 82.6 MPH & 1,702 RPM ... Last outing: 20% usage (18/92 pitches), Season usage: 23%
CURVEBALL: Sits 75-77, averages 76.1 MPH & 2,404 RPM ... Last outing: 22% usage (20/92 pitches), Season usage: 20%
SLIDER: Sits 82-84, averages 83.0 MPH & 2,289 RPM ... Last outing: 1% usage (1/92 pitches), Season usage: 9%

LAST OUTING: WEDNESDAY, MAY 31 vs. MEMPHIS

Allowed a season-high 6 runs (5 earned) and tied a season-high with 7 hits allowed ... set a career-high with 5 home runs, all solo shots ... first two innings were scoreless, allowed solo homers to 2 of his first 3 batters of the 3rd inning, then threw a scoreless 4th ... allowed a solo homer to open up the 5th, then allowed homers to his first two batters of the 6th, walked a batter and was removed ... 3 of his 5 home runs allowed came on the first pitch of the inning, all 5 HR were to different hitters.

2023 SEASON (4-5 IN GAMES COX STARTS)

- Has made eight starts for Omaha, with a 2.92 ERA (12 ER in 37.0 IP), a 1.19 WHIP and .233 opponents' average (30-for-129).
- Has pitched twice in relief (2.1 IP on 4/6 vs. **TOL**, 3.0 IP on 5/9 @ **SWB**) with a 10.13 ERA (6 ER in 5.1 IP) & .478 opponents' average (11-for-23).
- Opened the season with 3.0 scoreless innings and 5 strikeouts on a start on 4/1 @ **Indianapolis**.
- Threw his first quality start of the season on 4/28 @ **Nashville**, held the Sounds to four hits and three walks over six shutout innings, with 1-2-3 innings in the 2nd, 3rd and 6th ... had runners throw out at home in the 1st and 4th, otherwise nobody made it past 2nd base.
- Sated to start Wednesday 5/3 vs. Louisville but had his contract selected by Kansas City that morning ... made his MLB debut the next day on 5/4 vs. **Baltimore**, pitching 2.0 hitless & scoreless innings ... threw a 5-pitch 1-2-3 6th inning to begin his debut, first strikeout was **Anthony Santander** in the 6th ... was in line for the win, but Orioles scored 5 runs between the 8th and 9th after he exited to win the game.
- In his first week back with Omaha, pitched twice @ **Scranton/WB** (5/9 and 5/13), once out of the bullpen and one start, combining to throw 128 pitches over 8.0 innings, with 7 R on 12 H.
- Earned his second win of the year 5/18 vs. **Toledo**, threw 5.0 shutout innings and allowed just four baserunners on only 64 pitches.

CAREER NOTES

- Spent the entire season with Omaha (AAA) and made 29 appearances (24 starts) for the Storm Chasers, going 7-7 with his 1st career save ... maintained a 4.21 ERA (69 ER in 147.1 IP) with a career-high 105 strikeouts.
- His 147.1 innings pitched ranked first among all Royals farmhands, while 24 games started ranked fourth, seven wins ranked tied fourth and 105 strikeouts was sixth ... ranked second in the International League in innings pitched, eighth among the league's qualified pitchers in ERA and 10th in opponents' batting average.
- Led Omaha's pitching staff with six quality starts, the most since 2019 (Foster Griffin – 8) ... his first three quality starts of the year came in a four-outing span in June, while the other three came consecutively in September, his final three starts of the year on 9/2, 9/8 and 9/14.
- 24 of his first 27 outings of the year were starts, then pitched in long relief his last two games of the year ... threw 7.0 innings in relief on 9/22 vs. Iowa (CHC) and 5.0 innings on 9/27 @ St. Paul (MIN), following Max Castillo and Angel Zerpa respectively ... 7.0 innings out of the bullpen is tied for the 2nd-longest relief outing in modern Omaha history (2005-present) behind José Capellán's 8.0 on July 21, 2008 vs. Round Rock.
- Joined NW Arkansas (AA) at the end of May, made his 2021 debut May 26 vs. San Antonio (SD) and remained with the Nationals through the end of the postseason, before a promotion to Omaha (AAA) for the Triple-A final stretch.
- Appeared in 15 games (all starts) for the Nationals, going 4-1 with a 3.00 ERA (21 ER in 63.0 IP) and 56 strikeouts ... promoted to Omaha on September 26, where he pitched in two games (one start).
- Over 5 starts in July, went 3-0 with a 1.80 ERA (5 ER in 25.0 IP), 20 strikeouts ... opponents hit .211 off him in that span.
- Pitched the Nationals' first of three complete games of the season in the second game of a DH on August 4 @ **ARK** (SEA) ... allowed one run on four hits in 7.0 innings with six strikeouts in a 5-1 win ... named the Double-A Central Pitcher of the week on August 8 for his performance.
- Missed the first three weeks of the season with arm soreness, missed a month in-season, not pitching between Aug. 11 and Sept. 10.
- Made his final Double-A start in Game 1 of the Double-A Central Championship Series, when he allowed three runs on six hits in 4.0 innings vs. Wichita, then promoted to Triple-A and made his Omaha debut 9/26 vs. Indianapolis (PIT) and his first Triple-A start on 10/2 @ Iowa (CHC).

- Spent the season at the Alternate Training Site in Kansas City, Kansas ... participated in the Royals' postseason camp/instructional league at Kauffman Stadium in October.
- Named a South Atlantic League mid-season All-Star, splitting the season between Lexington (A) and Wilmington (A+).
- His eight wins ranked fourth among Royals Minor League arms, trailing Brady Singer (12), Jonathan Bowlan (11) and Kris Bubic (11).
- Went 5-0 with a 1.79 ERA (10 ER in 50.1 IP) over his last eight starts with the Legends, including 6.1 innings of one-hit ball on May 28 at West Virginia (SEA), which earned him South Atlantic League Pitcher of the Week honors.
- Joined Wilmington on June 23, recorded a career-high 10 strikeouts and no walks over 7.0 innings on July 23 vs. Potomac, his sixth start with the Blue Rocks.
- Tossed 12.0 scoreless innings with 14 strikeouts (three walks) over two postseason starts, including 6.0 innings of one-hit ball in a Game 4 victory (2-0) in the Carolina League Championship Series.

- Spent his first professional season with the Burlington Royals (R), making nine starts with 51 strikeouts in 33.1 innings (13.8 K/9).
- Struck out a season-high nine batters over 3.2 innings in his second pro start, July 2 at Bluefield (TOR) ... matched that total over 5.0 innings in his next outing, July 8 vs. Greenville (CIN).
- COLLEGE: MERCER UNIVERSITY (2016-18)**
- Pitched three seasons at Mercer University (Georgia) and became the fifth-highest MLB Draft selection in program history (152ND overall pick, fifth round) ... school has produced 13 big leaguers since the program's inception in 1897.
- In 2018, recorded the second-best strikeout rate among NCAA Division 1 pitchers (12.7 K/9) in 2018, posting 124 K's ... ranked 5th in the south Conference with seven victories during his junior campaign (2018), also leading the team in starts (17) ... had three starts with double-digit strikeouts, including a career-best 13 punchouts in 5.0 innings on February 23 vs. UNC-Asheville.

MISCELLANEOUS

- Was a two-sport athlete at First Presbyterian Day School (Georgia), the same school as former Royals pitcher Richard Lovelady ... pitched to a 2.19 ERA during his prep career and served as captain of the football team.

CAREER PITCHING

SEASON TEAM	W	L	ERA	G	GS	CG	SHO	SV	SVO	IP	H	R	ER	HR	HB	BB	IBB	SO	WHIP	AVG	AB	WP	BK	GIDP	TBF	NP-S	
2018 Burlington (R)	1	1	3.78	9	9	0	0	0	0	33.1	29	19	14	1	1	15	0	51	1.32	.228	127	2	0	1	143	565 - 368	
2019 Lexington (A)	5	3	2.75	13	13	0	0	0	0	75.1	59	30	23	5	1	22	0	77	1.08	.206	286	7	0	2	311	1160 - 777	
Wilmington (A+)	3	3	2.77	11	10	0	0	0	0	55.1	53	19	17	6	1	16	0	52	1.25	.260	204	4	0	6	223	846 - 554	
2020	Did not play (no Minor League season)																										
2021 NW Arkansas (AA)	4	1	3.00	15	15	1	0	0	0	63.0	54	23	21	8	0	25	0	56	1.25	.232	233	5	0	4	260	1012 - 632	
Omaha (AAA)	0	0	18.00	2	1	0	0	0	0	5.0	9	10	10	3	2	5	0	4	2.80	.375	24	0	0	1	31	103 - 60	
2022 Omaha (AAA)	7	7	4.21	29	24	1	0	1	1	147.1	161	80	69	20	6	50	0	105	1.43	.273	589	3	1	10	648	2372 - 1512	
2023 Omaha (AAA)	2	1	3.83	10	8	0	0	0	0	42.1	41	19	18	11	2	20	0	36	1.44	.270	152	3	0	8	175	723 - 443	
KANSAS CITY	0	0	0.00	1	0	0	0	0	0	2.0	0	0	0	0	0	1	0	1	0.50	.000	6	0	0	0	7	18 - 12	
MAJOR LEAGUE TOTALS (1 Season)	0	0	0.00	1	0	0	0	0	0	2.0	0	0	0	0	0	1	0	1	0.50	.000	6	0	0	0	7	18 - 12	
Minor League Totals (5 Seasons)	22	16	3.67	89	80	2	0	1	1	421.2	406	200	172	54	13	153	0	381	1.33	.251	1615	24	1	32	1791	6781 - 4346	

SEASON / CAREER HIGHS

SEASON	CAREER
4/28/2023 @ Nashville 6.0	INNINGS PITCHED 8.0 6/14/19 @ Columbia
Last: 5/31/2023 vs. Memphis 7 (2x)	HITS ALLOWED 10 6/29/22 @ St. Paul
5/31/2023 vs. Memphis 6	RUNS ALLOWED 7 8/2/22 vs. St. Paul
5/31/2023 vs. Memphis 5	EARNED RUNS ALLOWED 5 (6x) Last: 8/2/22 vs. St. Paul
5/31/2023 vs. Memphis 5	HOME RUNS ALLOWED 5 5/31/2023 vs. Memphis
Last: 5/31/2023 vs. Memphis 3 (3x)	WALKS ALLOWED 5 (2x) Last: 5/7/22 vs. Columbus
Last: 5/13/2023 @ Scranton/WB 5 (4x)	STRIKEOUTS 10 7/23/19 vs. Potomac
5/31/2023 vs. Memphis 25	BATTERS FACED 30 6/14/2019 @ Columbia
4/28/2023 @ Nashville 99	PITCHES THROWN 119 6/14/2019 @ Columbia
4/21/2023 to 4/28/2023 9.2 IP	SCORELESS STREAK 15.2 IP 5/23/2019 to 6/4/2019

2023 RUN SUPPORT (OMAHA STARTS ONLY)

RUNS SCORED	0	1	2	3	4	5	6	7	8	9	10+
GAMES	1	1	1	2	3						
PLAYER W-L	0-0	0-0	1-0	1-0	0-1						
Team W-L	0-1	0-1	1-0	2-0	1-2						

2023 GAME-BY-GAME

OMAHA STORM CHASERS, AAA

DATE	OPPONENT	RES	LEFT GAME	DEC	IP	H	R	ER	HR	HB	BB	SO	BF	NP-S
4/1	@ Indianapolis	W, 12-1	Middle 4th, winning 3-0	-	3.0	1	0	0	0	1	1	5	11	47 - 30
4/6 *	vs. Toledo	L, 8-5	End 5th, losing 6-3	-	2.1	4	2	2	2	0	2	3	12	65 - 35
4/12	@ Iowa	W, 10-6	Middle 5th, winning 4-2	-	4.0	3	2	2	2	0	2	5	16	65 - 42
4/21	vs. Gwinnett	L, 7-3	End 5th, tied 1-1	-	5.0	3	1	1	0	0	3	4	20	86 - 53
4/28	@ Nashville (Q)	W, 2-1	Middle 7th, winning 2-0	W	6.0	4	0	0	0	0	3	5	22	99 - 60
5/4 *	vs. BALTIMORE	L, 13-10	End 7th, winning 9-8	-	2.0	0	0	0	0	0	1	1	7	18 - 12
5/9 *	@ Scranton/WB	L, 14-2	Middle 6th, losing 9-2	-	3.0	7	4	4	1	0	0	1	14	49 - 32
5/13	@ Scranton/WB	L, 8-6	Middle 6th, winning 4-3	-	5.0	5	3	3	1	1	2	5	20	79 - 50
5/18	vs. Toledo	W, 9-0	End 5th, winning 3-0	W	5.0	2	0	0	0	0	2	3	18	64 - 38
5/25	@ St. Paul	L, 8-6	Middle 5th, losing 1-0	-	4.0	5	1	1	0	0	2	2	17	77 - 46
5/31	vs. Memphis	L, 9-4	Top 6th, losing 5-4	L	5.0	7	6	5	5	0	3	3	25	92 - 57

(Q) Indicates Quality Start

* Indicates Relief Appearance

INDICATES GAME WITH KANSAS CITY

2022 BATTED BALL STATISTICS (TRIPLE-A ONLY)

BABIP	GB/FB	LD%	GB%	FB%	IFFB%	HR/FB	Pull%	Cent%	Oppo%	SwStr%
.283	1.41	19.7%	47.0%	33.3%	23.1%	28.2%	41.0%	24.8%	34.2%	9.1%

vs. INDIANAPOLIS IN 2023

W	L	ERA	G	GS	CG	SHO	GF	HLD	SV	SVO	IP	H	R	ER	HR	HB	BB	IBB	SO	WHIP	AVG
0	0	1.80	1	1	0	0	0	0	0	0	5.0	3	1	1	0	0	3	0	4	1.20	.176

vs. INDIANAPOLIS HITTERS IN 2023

PLAYER	AVG	AB	H	2B	3B	HR	RBI	BB	SO
Andujar, M	.000	1	0	0	0	0	0	0	0
Gonzales, N	.000	2	0	0	0	0	0	0	2
Heineman, T	.000	0	0	0	0	0	0	1	0
Mathias, M	1.000	1	1	0	0	0	0	0	0
Mitchell, C	.000	1	0	0	0	0	0	0	1
PLAYER	AVG	AB	H	2B	3B	HR	RBI	BB	SO
Nuñez, M	.000	0	0	0	0	0	0	0	0
Owings, C	.000	1	0	0	0	0	0	0	1
Swaggerty, T	.000	1	0	0	0	0	0	0	1
Young, C	.000	2	0	0	0	0	0	0	0



PLAYER	QUICK NOTES	CAREER HIGHS
50 MAX CASTILLO RHP • R/R • 6'2" • 285 lbs • 5/4/1999 (23) <i>Traded from Toronto — 8/2/2022</i> Born/Resides: Caracas, Venezuela	Ranked by <i>Baseball America</i> as the No. 18 Royals prospect 2023: Appeared in 4 Cactus League games for the Royals and went 2-0 with a 11.12 ERA (7 ER in 5.21 IP) and 7 K ... opened the season with Omaha and went 0-5 with a 6.66 ERA cross 5 starts, was recalled by KC on 5/7 and pitched in 3 games, allowed 3 ER in 9.0 IP (2.89 ERA), optioned to OMA on 5/16. 2022: Began the 2022 season in the Blue Jays organization and made 20 appearances (11 in MLB and 9 in MLB) before being traded to Kansas City on 8/2 with Samad Taylor in exchange for Whit Merrifield ... had three stints with the Royals ... in three stints with Omaha, pitched 17 games (6 starts) with 22 strikeouts in 21.1 innings. 2021: Spent the entire season with New Hampshire (AA), appearing in 21 games (20 starts) while going 11-4 with a 4.85 ERA (55 ER in 102.0 IP) and 89 strikeouts. 4SFB (90-93), CH, SL CONSECUTIVE BATTERS RETIRED: 0 SCORELESS STREAK: 0.0 IP	IP 17.0 (3x) Last: 5/20/22 vs. Syracuse K 9 5/30/18 vs. Lake County BB 4 (6x) Last: 9/25/22 vs. SEATTLE H 10 (2x) Last: 8/7/21 vs. Hartford ER 8 (2x) Last: 6/10/18 @ Fort Wayne NP 100 6/3/23 vs. Memphis IP 3.0 8/31/19 vs. Lansing K 4 (4x) Last: 9/12/21 @ St. Paul BB 4 4/10/23 @ TEXAS H 5 7/4/21 @ Springfield ER 6 4/10/23 @ TEXAS NP 38 8/22/18 @ Great Lakes IP 8.0 6/14/19 @ Columbia K 10 7/23/19 vs. Potomac BB 5 (2x) Last: 5/7/22 vs. Columbus H 10 6/29/22 @ St. Paul ER 5 (6x) Last: 8/22/22 vs. St. Paul NP 119 6/14/19 @ Columbia IP 3.0 (4x) Last: 5/16/21 vs. Cedar Rapids K 6 5/16/21 vs. Cedar Rapids BB 4 (2x) Last: 4/8/22 @ Springfield H 5 8/24/22 vs. Springfield ER 4 8/24/22 vs. Springfield NP 50 8/24/22 vs. Springfield IP 7.0 (4x) Last: 4/19/23 vs. Gwinnett K 12 6/25/19 vs. Columbia BB 6 (2x) Last: 5/25/22 @ ARIZONA H 11 5/21/23 vs. Toledo ER 11 4/13/23 @ Iowa NP 108 9/3/22 @ DETROIT IP 3.1 8/1/18 vs. Aberdeen K 6 8/8/18 vs. Lowell BB 5 9/12/21 vs. Rochester H 5 7/2/18 vs. Brooklyn ER 5 (2x) Last: 9/6/21 vs. TORONTO NP 53 8/8/18 vs. Lowell IP 7.1 7/7/22 vs. Toledo K 12 (2x) Last: 8/1/18 @ Pulaski BB 6 5/10/22 vs. Wichita H 10 7/13/21 @ Indianapolis ER 8 (3x) Last: 9/11/22 vs. Indianapolis NP 104 7/30/19 vs. Fayetteville IP 7.0 8/28/19 vs. Lakeland K 10 8/13/21 vs. Akron BB 6 6/9/21 vs. Hartford H 8 (2x) Last: 4/27/22 @ New Hampshire ER 6 (2x) Last: 4/27/22 @ New Hampshire NP 98 6/15/22 vs. Portland IP 9.0 (2x) Last: 5/26/18 vs. ARIZONA K 9 (4x) Last: 5/12/22 vs. St. Paul BB 5 (4x) Last: 6/9/22 vs. Lehigh Valley H 12 6/13/15 @ Lake Elsinore ER 8 (3x) Last: 9/7/22 vs. Iowa NP 118 9/15/17 @ PHILADELPHIA IP 5.0 6/23/19 vs. Greenville K 6 7/16/19 @ Rome BB 3 (2x) Last: 6/13/21 @ Frisco H 5 (5x) Last: 4/8/23 vs. Toledo ER 8 9/11/21 @ St. Paul NP 60 6/23/19 vs. Greenville IP 7.0 (4x) Last: 5/13/22 vs. Wichita K 9 (3x) Last: 5/13/22 vs. Wichita BB 6 6/22/22 vs. Columbus H 10 5/4/23 vs. Louisville ER 9 5/4/23 vs. Louisville NP 100 (2x) Last: 7/8/22 vs. Toledo IP 3.2 7/16/21 @ Myrtle Beach K 5 (2x) Last: 4/15/22 vs. Cedar Rapids BB 4 (3x) 8/17/22 vs. San Antonio H 5 (4x) Last: 8/13/22 @ Arkansas ER 6 8/17/22 vs. San Antonio NP 58 6/22/22 vs. Springfield IP 3.0 (5x) Last: 6/18/21 @ Wichita K 5 (4x) Last: 8/20/21 @ Springfield BB 3 (4x) Last: 7/22/22 @ Indianapolis H 5 (3x) Last: 8/12/21 @ Tulsa ER 4 8/12/21 @ Tulsa NP 55 8/20/21 @ Springfield IP 6.0 4/8/18 vs. Charleston K 5 (2x) Last: 6/30/21 @ Springfield BB 3 (3x) Last: 5/30/23 vs. Memphis H 11 9/2/18 @ Greenville ER 7 5/14/21 @ Columbus NP 90 4/13/18 @ Augusta IP 7.0 6/9/22 @ Tulsa K 10 (3x) Last: 7/23/22 vs. Springfield BB 5 (3x) Last: 8/25/22 vs. Springfield H 12 7/29/19 vs. Missoula ER 8 (2x) Last: 7/2/22 @ Amarillo NP 101 5/30/23 vs. Memphis
57 DYLAN COLEMAN RHP • R/R • 6'5" • 235 lbs • 9/16/1996 (26) <i>Traded from San Diego — 11/5/2020</i> Born: Potosi, Missouri • Resides: Mineral Point, Missouri	2023: Made his second consecutive Opening Day Roster with the Royals, allowed 10 ER in 5.0 IP (18.00 ERA) in 5 games with 7 H, 7 BB & 5 K ... has allowed 3 ER in 13.0 IP (2.08 ERA) with Omaha ... optioned to Omaha on 4/14, appeared in his first game 5/2 vs. LOU ... 24 of 41 outs he's recorded with Omaha this year are strikeouts (10 on 4SFB & 15 on Sweeper) 16.46 K/9 (23 K in 13.0 IP) ranks 2nd in the organization among Royals minor league arms (min 10.0 IP). 2022: Spent nearly the entire season in Kansas City, pitching in 68 games for the Royals with a 5-2 record and 2.78 (27 ER in 68.0 IP) and 71 strikeouts ... 2nd-most appearances among rookie relievers, 8th in ERA, and 9th in strikeouts ... did not allow a HR over the final 26.0 innings of the season ... pitched 1 game for Omaha on May 24. 2021: Opened the season in NW Arkansas (AA) and assigned to Omaha on 7/8 ... earned his first MLB call-up on 9/20 and pitched in 5 games for Kansas City with 7 K in 6.1 IP. 4SFB (95-97), SW, SL CONSECUTIVE BATTERS RETIRED: 0 SCORELESS STREAK: 0.0 IP	
31 AUSTIN COX LHP • L/L • 6'4" • 235 lbs • 3/28/1997 (26) 2018 MLB Draft — Round 5 (Mercer) Born: Macon, Georgia • Resides: Kansas City, Missouri	2023: As a non-roster invitee, appeared in 4 Cactus League games for the Royals and went 0-1 with a 2.08 ERA (1 ER in 4.1 IP) and 8 K ... 2 of 4 starts were scoreless (4/1 @ IND and 4/27 @ NAS) ... contract selected by Kansas City on 5/3, threw 2.0 scoreless innings in MLB Debut vs. BAL 5/4, optioned 5/5. 2022: Spent the entire season with Omaha and made 29 appearances (24 starts) for the Storm Chasers, going 7-7 with his first career save ... maintained a 4.21 ERA (69 ER in 147.1 IP) with a career-high 105 strikeouts ... 147.1 IP ranked 1st among all Royals farmhands, while 24 starts ranked 4th, 7 W ranked tied 4th and 105 K was 6th. 2021: Joined NW Arkansas (AA) at the end of May, made his 2021 debut 5/26 and remained with the Nationals through the end of the postseason, made 15 Double-A starts. 4SFB (90-92), CH, CB, CUT, SL CONSECUTIVE BATTERS RETIRED: 0 SCORELESS STREAK: 0.1 IP (5/31)	
55 JONAH DIPOTO RHP • R/R • 6'1" • 225 lbs • 9/3/1996 (26) 2019 MLB Draft — Round 35 (UC San Diego) Born: Queens, N.Y. • Resides: San Diego, Calif.	2023: For the 2nd straight year, made his spring debut with a scoreless Cactus League inning against his dad's Seattle Mariners, on 2/26 ... opened the regular season with NW Arkansas (AA) and pitched 10.1 scoreless innings with 1 ER and 13 K across 7 relief outings ... assigned to Omaha (AAA) on 5/3, made his Triple-A debut 5/4, struck out 2 and allowed 2 unearned runs ... has not allowed an earned run in 6 of 10 outings. 2022: Pitched a scoreless Cactus League inning with a strikeout on 3/29 against his dad's Seattle Mariners ... spent the entire season with NW Arkansas (AA) and led the Nationals with 42 games pitched ... 11.87 K/9 ranked second among Royals minor leaguers (min. 60.0 IP), 212 opponents' batting average and 28.1% K% ranked 3rd. MISC: Full name is <i>Jonah Seaver Dipoto</i> , after Tom Seaver ... father Jerry Dipoto is currently the President of Baseball Operations for the Seattle Mariners, formerly their GM. SNK (93-95), SL, CB CONSECUTIVE BATTERS RETIRED: 3 (6/4) SCORELESS STREAK: 0.0 IP	
60 JONATHAN HEASLEY RHP • R/R • 6'3" • 235 lbs • 1/27/1997 (26) 2018 MLB Draft — Round 13 (Oklahoma State) Born: Plano, Texas • Resides: Dallas, Texas	2023: Appeared in 4 Cactus League games for the Royals (2 starts) and went 0-1 with a 17.36 ERA (18 ER in 9.1 IP) and 7 K ... 2 of first 4 starts were quality starts, 4/7 vs. TOL and 4/15 @ GWN ... called up 5/5 vs. OAK with 4 H & 2 BB, optioned back to Omaha on 5/16. 2022: Split the season between KC and Omaha, making 21 starts over four stints with the Royals, plus nine starts with the Chasers ... 21 MLB starts ranked 7th among Major League relievers ... opened the year in Triple-A, made six starts before his first call-up to KC on 5/12 ... across all nine outings with Omaha, struck out 45 in 39.1 innings (10.3 K/9). 2021: Named Kansas City's Double-A Pitcher of the Year with NW Arkansas (AA) and spent much of the season with the Nationals before making his MLB debut with Kansas City on 9/17 and finishing the year with the Royals ... in 22 appearances (21 starts) with NWA, went 7-3 with a 3.33 ERA (39 ER in 105.1 IP) and 120 strikeouts (10.3 K/9). 4SFB (92-94), CB, SL, CH, SNK CONSECUTIVE BATTERS RETIRED: 6 (6/1) SCORELESS STREAK: 2.0 IP (6/1)	
58 BROOKS KRISKE RHP • R/R • 6'3" • 210 lbs • 2/3/1994 (29) Signed 12/14/2022 as a Minor League Free Agent Born/Resides: Scottsdale, Arizona	2023: 10-20 appearances with Omaha have been scoreless, including a perfect 1.2 innings on 5/11 @ SWB ... 15.49 K/9 (39 K in 22.2 IP) ranks 2nd in the organization among Royals minor league pitchers with at least 0.0 IP ... 30 strikeouts on the splitter is the most of any Chasers pitcher with one pitch. 2022: Signed with the Yokohama DeNA BayStars of Nippon Professional Baseball (NPB) on December 8, 2021 and pitched in 32 games, going 1-1 with two saves, a 3.25 ERA (13 ER in 36.0 IP) and 56 strikeouts (10.3 K/9) between Japan's Central League (equivalent to Major League Baseball) and Eastern League (Japan's Minor League). 2020-2021: Pitched 16 games in the Major Leagues between New York (AL) and Baltimore, with a 2-1 record and 14.40 ERA (24 ER in 15.0 IP) and 19 strikeouts ... pitched a scoreless ninth inning to finish the game his Major League debut on July 29 @ Baltimore. 4SFB (93-95), SPL, SL CONSECUTIVE BATTERS RETIRED: 1 (6/2) SCORELESS STREAK: 3.0 IP (6/2)	
46 MARCELO MARTINEZ LHP • L/L • 6'2" • 190 lbs • 8/10/1996 (26) Signed 3/7/2018 as an International Free Agent Born/Resides: Reynosa, México	2023: Retired 6 straight to end his outing 4/11 @ Iowa, first 3 in next outing 4/22 vs. GWN ... first five games this year were all in relief, at least 2.0 IP each ... threw 5.0 innings in a spot start 5/3 vs. LOU, opened on the development list 5/4 and activated 6/1. 2022: Spent the majority of the season with Omaha, appearing in 27 games with the Storm Chasers but also made three starts with NW Arkansas (AA) in a stint from 5/3-21 ... Made 15 starts with the Chasers, while making 12 relief appearances as well, with a season-high five straight starts between 6/19 and 7/13 ... 9 of his 11 relief appearances with Omaha were 2.0 innings or longer, including 4.0 scoreless frames on 7/22 vs. Iowa. 2021: Began the season with NW Arkansas (AA), promoted to Omaha on 6/15, where he pitched for the remainder of the season ... ranked 4th in the system with 117 K. 4SFB (86-89), SL, CH CONSECUTIVE BATTERS RETIRED: 3 (6/1) SCORELESS STREAK: 1.1 IP (6/1)	
48 JAMES MCARTHUR RHP • R/R • 6'7" • 230 lbs • 12/11/1996 (26) <i>Traded from Philadelphia — 5/8/2023</i> Born/Resides: New Braunfels, Texas	2023: Traded by the Phillies to the Royals on 5/8 in exchange for OF Junior Marin and cash ... made 5 appearances (4 starts) with Lehigh Valley (AAA) and went 0-2 with a 7.31 ERA (13 ER in 16.0 IP) with 15 strikeouts and 7 walks ... threw 2 scoreless innings in his Royals organization debut on 5/12 @ SWB, struck out three and retired his last four ... struck out 5 over 2.0 innings 5/16 vs. TOL and 5 over 2.1 IP on 5/24 @ STP ... 3 of 7 OMA outings have been scoreless. 2022: Limited to 15 starts for Reading (A), where he went 2-6 with a 5.05 ERA ... placed over the IL on 6/22 with a right posterior elbow impingement, reinstated on 6/29, recalled by the Phillies and placed on the 60-day IL for the remainder of the season with a right elbow stress reaction. 2021: Selected to Philadelphia's 40-man roster in November, recorded a 4.25 ERA (37 ER in 78.1 IP) with 83 K in 20 games (15 starts) between Jersey Shore (A-) and Reading (AA). SNK (93-95), CB, CH, CUT CONSECUTIVE BATTERS RETIRED: 1 (6/4) SCORELESS STREAK: 2.2 IP (5/31 to 6/4)	
36 DANIEL MENGDEN RHP • R/R • 6'1" • 215 lbs • 2/19/1993 (30) Signed 3/29/2023 as a Minor League Free Agent Born/Resides: Houston, Texas	2023: Re-signed with Kansas City as a Minor League Free Agent on March 29 ... opened the season on the Development List for Omaha, activated May 6 for his first appearance of the season and allowed 5 ER on 7 H in 3.0 IP, rebounded with 4.2 scoreless IP on 5/19 vs. TOL ... pitched out of the bullpen for the first time this season on 5/27 @ STP, allowed 6 R (4 ER) on 4 H and 2 BB. 2022: Signed with Kansas City as a minor league free agent on March 10, 2022 and appeared in 5 games (1 start) for the Royals, going 0-1 with 1 save and a 5.14 ERA (4 ER in 7.0 IP) ... began the season with Omaha and spent most of the year with the Chasers, appearing in 25 games (20 starts) with a 7-7 record and 5.20 ERA. 2021: Played overseas for the Kia Tigers of the Korean Baseball Organization ... went 8-3 in 21 starts with a 3.60 ERA (48 ER in 120.0 IP) and 104 K (20.7% of batters faced). 4SFB (91-93), CUT, CH, CB CONSECUTIVE BATTERS RETIRED: 0 SCORELESS STREAK: 0.0 IP	
41 ANDRÉS NUÑEZ RHP • R/R • 6'4" • 265 lbs • 9/20/1995 (27) 2019 MLB Draft — Round 29 (Florida International) Born/Resides: Southwest Ranches, Florida	2023: Has allowed just 1 of 9 inherited runners to score ... 8 of his last 10 appearances were scoreless, with a 1.54 ERA (2 ER in 11.2 IP) over 9 games between 4/26 and 5/21 ... opened the year with a 9.72 ERA (9 ER in 8.1 IP) over his first 7 games. 2022: Spent the entire season with Omaha, making 21 starts over four stints with the Royals, plus nine starts with the Chasers ... threw 5.4 scoreless innings in his Royals organization debut on 5/12 @ SWB, struck out 3.61 ERA (25 ER in 62.1 IP) with 69 strikeouts to just 17 walks (4.06 K/BB) in a team-best 54 relief appearances ... threw the longest scoreless streak in KC, a stretch of 26.1 innings and 22 appearances from 5/19 to 7/26 in which he did not allow a run, holding opponents to a .183 average (17- for 93) with 34 strikeouts. 2021: Began the season with NW Arkansas (AA), split the season between the Nationals and Omaha, combined for the 3rd-most appearances among KC minor leaguers (47). SNK (90-93), SW, CUT, CH CONSECUTIVE BATTERS RETIRED: 1 (5/25) SCORELESS STREAK: 0.1 IP (5/25)	
53 DREW PARRISH LHP • L/L • 5'11" • 119 lbs • 2/8/1997 (25) 2019 MLB Draft — Round 8 (Florida State) Born: Cape Canaveral, Fla. • Resides: Tallahassee, Fla.	2023: 3 of his 9 starts this year have been scoreless, including each of his last 2 ... opened the season with 3.0 hitsless and scoreless frames 4/1 @ IND, has only started since. 2022: Began the season with NW Arkansas (AA), made 10 starts before being assigned to Omaha on 6/3, where he finished the season, pitched in 17 games (15 starts) for Omaha) and went 3-8 with a 5.62 ERA (46 ER in 73.2 IP) ... with the Nationals, was named the Texas League Pitcher of the Week back-to-back, on 5/9 and 5/16, did not allow an earned run in 28.2 innings between 5/1 and 5/26 ... was the Texas League's May Pitcher of the Month right before getting called up to Triple-A. 2021: Split the season between Quad Cities (A+) and NW Arkansas (AA), with a break in between to pitch for Team USA at the 2021 WBSC Olympic Baseball Qualifiers ... named an MLB.com Organization All-Star ... among qualified MLB pitchers (96.0 IP), ranked 14th in WHIP, 14th in opponents average (1.98) and 16th in ERA (2.83). SNK (88-91), CH, CB CONSECUTIVE BATTERS RETIRED: 0 SCORELESS STREAK: 0.1 IP (6/2)	
40 WALTER PENNINGTON LHP • L/L • 6'2" • 205 lbs • 4/14/1998 (25) Signed 8/19/2020 as an Undrafted Free Agent (Coca-Cola School of Mines) Born: Englewood, Colo. • Resides: Broomfield, Colo.	2023: Opened the season with NW Arkansas (AA) and pitched 9.2 scoreless innings with 11 strikeouts across 8 relief outings, allowed 4 H and 4 BB for a 0.83 WHIP and .129 BAA ... assigned to Omaha (AAA) on 5/3 and made his Triple-A debut 5/5 vs. LOU, struck out his first 2 batters in a 1-2-3 7th inning ... allowed runs in first two appearances, then had four straight scoreless between 5/13 and 5/24 ... 5 of 9 appearances this year have been scoreless. 2022: Opened the season with Quad Cities (A+) and pitched 5.2 scoreless innings with nine strikeouts, across three relief outings ... assigned to NW Arkansas (AA) on 4/21, where he ended the season ... earned decisions in 5 of first 6 outings with Nationals (3 W, 1 L, 1 SV) ... 13 of 33 NWA outings were scoreless, allowed 1 ER or less in 20 of 33 ... first pro start 6/22 vs. SPR ... was on the injured list from 8/18 to 9/1, three scoreless 1.1 inning in first outing back 9/5. MISC: Graduated from the Colorado School of Mines with a mechanical engineering degree, threw 22.4 innings, but also hit .288 with a 1.142 OPS as an outfielder. SNK (92-94), SL, CH, 4SFB CONSECUTIVE BATTERS RETIRED: 0 SCORELESS STREAK: 0.0 IP	
47 EVAN SISK LHP • L/L • 6'2" • 195 lbs • 4/23/1997 (26) <i>Traded from Minnesota — 1/24/2023</i> Born: Pineville, N.C. • Resides: Chester, S.C.	2023: Appeared in 6 Cactus League games for the Royals in his first MLB Spring Training and went 1-0 with a 4.50 ERA (3 ER in 6.0 IP) and 3 K ... has not allowed an earned run in 16 of his team-best 22 appearances, tied 7th in the league in games pitched ... threw 2.0 perfect innings 5/6 vs. LOU. 2022: Split his first full season in the Twins organization between Wichita (AA) and St. Paul (AAA), earned Minnesota's MLB.com Organization All-Star honors as a relief pitcher ... posted a 1.57 ERA (11 ER in 63.0 IP) with 76 strikeouts against 29 walks (10.86 K/9 and 2.62 K/BB) across 50 games between the two levels, the best ERA in 2022 among all MLB relievers that made 50+ appearances and threw a minimum of 60.0 IP. 2021: Began the season in the Cardinals organization, acquired by Minnesota via trade on July 30 ... split the year between Peoria (A+), Springfield (AA) and Wichita (AA), combining to pitch in 39 games with a 3-1 record and 3.91 ERA (23 ER in 53.0 IP), striking out 69 with 35 walks ... originally drafted by St. Louis in the 16th Round in 2018. SNK (90-92), SL, 4SFB, CH CONSECUTIVE BATTERS RETIRED: 1 (6/3) SCORELESS STREAK: 2.0 IP (6/3)	
43 COLLIN SNIDER RHP • R/R • 6'4" • 205 • 10/10/1995 (27) 2019 MLB Draft — Round 12 (Vanderbilt) Born/Resides: Murfreesboro, Tennessee	2023: Appeared in 7 Cactus League games for the Royals and went 1-0 with a 3.52 ERA (3 ER in 7.2 IP) and 10 K to just 1 BB ... 9 of 20 appearances have been scoreless, including 5 straight between May 10 and 19 ... has allowed more than 1 run just four times this year. 2022: Made the Opening Day Roster and his MLB debut with Kansas City ... in his first season in the big leagues, started and ended the season with Kansas City ... pitched in 42 games across five stints with the Royals, going 4-2 with a 6.55 ERA (25 ER in 34.1 IP) ... began his career with 5.1 scoreless innings over 6 games, and pitched in 27 of KC's first 50 games during his first stint from Opening Day through 6/9 ... also appeared in 20 games with Omaha (AAA) with a 5-40 ERA (13 ER in 47.1 IP) and 12 scoreless outings. 2021: Split the season between NW Arkansas (AA) and Omaha, making a career-high 48 appearances with a career-high 64 strikeouts and 26 walks ... joined the Storm Chasers a week into the season, returned to NWA on June 6, transferred back to Triple-A on August 24 ... posted a 3.15 ERA in 25 Double-A outings before returning to Omaha. SNK (93-96), SL CONSECUTIVE BATTERS RETIRED: 5 (6/3) SCORELESS STREAK: 1.2 IP (6/3)	
56 ANTHONY VENEZIANO LHP • L/L • 6'6" • 200 • 9/1/1997 (25) 2019 MLB Draft — Round 10 (Coastal Carolina) Born/Resides: Hackettstown, New Jersey	2023: Was the Opening Day starter for NW Arkansas (AA) and made 8 starts for the Nationals, going 5-1 with a 2.13 ERA (10 ER in 42.1 IP) with 5 BB and 48 K (9.6 K/BB, 10.2 K/9) ... 4 of his first 7 starts were scoreless, promoted to Omaha on 5/19 ... allowed 5 ER on 5 H in 2.0 IP in Triple-A debut, 5/24 @ STP. 2022: Spent the entire season with NW Arkansas (AA) and went 6-9 over 26 outings (25 starts) with a 5.72 ERA (78 ER in 122.2 IP) and 129 strikeouts, with a team best eight quality starts ... led the Nationals staff in games started (25) and innings pitched (122.2 IP) ... ranked 3rd among Royals farmhands in strikeouts, behind only Alec Marsh (156) and Adrian Alcantara (130), tied 3rd in the organization in games started and 4th in innings pitched. 2021: Named Quad Cities (A+) Pitcher of the Year ... across 27 starts, went 6-4 with a 3.75 ERA (39 ER in 93.2 IP), while striking out an organization-best 127 and walking just 37 ... named the High-A Central Pitcher of the Year and All-Star left-handed starting pitcher. 4SFB (91-94), CH, CL CONSECUTIVE BATTERS RETIRED: 2 (6/4) SCORELESS STREAK: 1.2 IP (6/4)	



RELIEVERS		ENTRANCE SITUATION			INNING ENTERING THE GAME										INHERITED RUNNERS			1-2-3 INNINGS		
PITCHER	LEAD	TRAIL	TIED	1	2	3	4	5	6	7	8	9	10+	BR INHER.	BR SCORE	% SCORE	TOTAL	POSSIBLE	% 1-2-3	
57 Coleman, Dylan	8	5	-	-	-	-	-	-	2	1	9	1	-	5	3	60.0%	4	12	33.3%	
31 Cox, Austin	-	1	1	-	-	2	-	-	-	-	-	-	-	5	3	60.0%	0	4	0.0%	
55 Dipoto, Jonah	3	5	2	-	-	1	1	1	2	1	2	1	1	7	6	85.7%	3	10	30.0%	
58 Kriske, Brooks	10	9	1	-	-	-	-	2	3	6	4	5	-	12	3	25.0%	5	19	26.3%	
46 Martinez, Marcelo	2	4	-	-	-	2	1	-	-	2	1	-	-	4	4	100.0%	5	11	45.5%	
48 McArthur, James	3	3	1	-	-	-	1	2	2	1	1	-	-	-	-	-	1	11	9.1%	
36 Mengden, Daniel	-	2	-	-	-	-	-	1	1	-	-	-	-	2	0	0.0%	0	1	0.0%	
41 Núñez, Andrés	5	8	4	-	-	-	2	4	5	3	2	-	1	11	1	9.1%	4	16	25.0%	
53 Parrish, Drew	1	-	-	-	-	1	-	-	-	-	-	-	-	-	-	-	2	3	66.7%	
40 Pennington, Walter	5	4	-	-	-	-	2	-	4	2	-	1	-	7	2	28.6%	5	10	50.0%	
47 Sisk, Evan	6	13	3	-	-	-	-	1	7	7	4	2	1	7	5	71.4%	4	17	23.5%	
43 Snider, Collin	11	8	1	-	-	-	-	-	5	4	9	2	-	5	3	60.0%	4	15	26.7%	
Quas, Jose	1	-	-	-	-	-	-	-	-	-	-	1	-	-	-	-	0	1	0.0%	
Dye, Josh	-	2	1	-	-	1	-	-	-	1	-	1	-	1	1	100.0%	1	3	33.3%	
Kowar, Jackson	6	9	-	-	-	-	-	4	4	3	4	-	-	11	6	54.5%	0	17	0.0%	
Staubert, Josh	2	2	-	-	-	-	-	-	-	-	-	4	-	-	-	-	1	4	25.0%	
Taylor, Josh	3	2	-	-	-	-	-	-	1	2	1	1	-	2	2	100.0%	1	5	20.0%	
Weiss, Ryan	4	8	-	-	-	-	-	-	-	4	4	4	-	-	-	-	1	11	9.1%	
Wittgren, Nick	13	3	1	-	-	-	-	1	2	1	5	8	-	9	3	33.3%	8	19	42.1%	
	83	88	15	0	0	6	8	16	38	38	46	31	3	88	42	47.7%	49	189	25.9%	

STORM CHASERS BULLPEN USAGE (PITCH COUNT, LAST TWO WEEKS)

DAY OF WEEK	TUE	WED	THU	FRI	SAT	SUN	MON 6/5	TUE	WED	THU	FRI	SAT	SUN	LAST OMAHA RELIEF APPEARANCE											
DATE	5/30	5/31	6/1	6/2	6/3	6/4		6/6	6/7	6/8	6/9	6/10	6/11	GAME	IP	H	R	ER	BB	SO	HR	BF			
57 Coleman, Dylan	18			23		32								SUN 6/4 vs. Memphis	0.2	1	4	4	3	1	0	6			
55 Dipoto, Jonah		21		14		31								SUN 6/4 vs. Memphis, L	1.1	2	1	1	2	1	0	7			
58 Kriske, Brooks	10			31										FRI 6/2 vs Memphis	2.1	0	0	0	1	3	0	8			
46 Martinez, Marcelo (L)			30											THU 6/1 vs. Memphis	1.1	2	1	1	0	0	1	6			
48 McArthur, James		37				38								SUN 6/4 vs. Memphis	2.0	1	0	0	1	2	0	9			
36 Mengden, Daniel			49											THU 6/1 vs. Memphis	2.2	3	2	2	1	3	0	11			
41 Núñez, Andrés														THU 5/25 @ St. Paul, L	1.0	3	4	3	1	2	0	7			
40 Pennington, Walter (L)	11			47										FRI 6/2 vs Memphis	2.0	3	1	1	2	1	0	10			
47 Sisk, Evan (L)			25		28									SAT 6/3 vs. Memphis	2.0	1	0	0	0	2	0	8			
43 Snider, Collin	28		18		19									SAT 6/3 vs. Memphis	1.2	0	0	0	0	1	0	5			

OMAHA STARTING PITCHER SPLITS

PITCHER	GS	W-L	TEAM W-L	R SUPPORT	SUPPORT/START
60 Heasley, Jonathan	11	1-5	5-6	31	2.82
53 Parrish, Drew	10	1-2	5-5	34	3.40
31 Cox, Austin	8	2-1	4-4	22	2.75
Mayers, Mike	8	2-1	3-5	15	1.88
50 Castillo, Max	7	0-6	0-7	11	1.57
Lynch, Daniel	4	2-0	3-1	15	3.75
56 Veneziano, Anthony	3	1-1	1-2	12	4.00
36 Mengden, Daniel	2	0-0	2-1	6	3.00
46 Martinez, Marcelo	1	0-1	0-1	1	1.00
Kowar, Jackson	1	0-1	0-1	1	1.00
	55			148	2.69

1st Pitch Strikes

FPS	TBF	% FPS
151	247	61.1%
100	188	53.2%
82	149	55.0%
99	160	61.9%
93	157	59.2%
43	75	57.3%
28	58	48.3%
13	36	36.1%
13	22	59.1%
9	14	64.3%
631	1,106	57.1%

1-2-3 INNINGS

TOTAL	POSSIBLE	% 1-2-3
14	52	26.9%
10	40	25.0%
13	37	35.1%
9	34	26.5%
12	33	36.4%
6	17	35.3%
4	13	30.8%
1	4	25.0%
2	5	40.0%
0	2	0.0%
71	237	30.0%

OMAHA STARTERS VS. RELIEVERS

STARTERS	RELIEVERS
9-17	W-L
5.93	ERA
247.1	INNINGS
281 (50)	HITS (HR)
172 (163)	R (ER)
111	BB
207	K
1.58	WHIP
.289	AVG
	14-15
	5.51
	240.0
	253 (32)
	176 (147)
	147
	271
	1.67
	.270

OMAHA STARTING PITCHER/CATCHER MATCHUPS

PITCHER	LOGAN PORTER							JAKSON REETZ							FREDDY FERMIN							TOTALS												
	GS	W-L	ERA	IP	ER	BB	SO	GS	W-L	ERA	IP	ER	BB	SO	GS	W-L	ERA	IP	ER	BB	SO	GS	W-L	ERA	IP	ER	BB	SO	GS	W-L	ERA	IP	ER	BB
60 Heasley, Jonathan	5	0-4	6.84	26.1	20	7	26	2	0-0	4.84	9.1	5	5	7	4	1-1	10.20	17.2	21	9	16	-	11	1-5	7.76	53.1	46	21	49					
53 Parrish, Drew	5	0-2	8.72	21.2	21	11	15	3	1-0	1.46	12.1	2	12	10	2	0-0	3.86	7.0	3	3	11	-	10	1-2	5.71	41.0	26	26	36					
31 Cox, Austin	6	1-1	3.81	26.0	11	12	23	2	1-0	0.82	11.0	1	6	9	-	-	-	-	-	-	-	-	8	2-1	2.92	37.0	12	18	32					
Mayers, Mike	-	-	-	-	-	-	-	5	2-0	4.91	22.0	12	11	20	3	0-1	10.50	12	14	6	9	-	8	2-1	6.88	34.0	26	17	29					
50 Castillo, Max	2	0-2	4.66	9.2	6	2	2	3	0-2	4.86	16.2	9	4	13	2	0-2	7.71	9.1	8	5	4	-	7	0-6	5.55	35.2	22	11	19					
Lynch, Daniel	1	1-0	0.00	6.0	0	0	5	3	1-0	5.25	12.0	7	3	13	-	-	-	-	-	-	-	-	4	2-0	3.50	18.0	7	3	18					
56 Veneziano, Anthony	2	1-0	4.09	11.0	5	4	12	1	0-0	22.50	2.0	5	2	1	-	-	-	-	-	-	-	-	3	1-0	6.92	13.0	10	6	13					
36 Mengden, Daniel	2	0-0	5.87	7.2	5	4	5	-	-	-	-	-	-	-	-	-	-	-	-	-	-	-	2	0-0	5.87	7.2	5	4	5					
46 Martinez, Marcelo	1	0-1	9.00	5.0	5	1	3	-	-	-	-	-	-	-	-	-	-	-	-	-	-	-	1	0-1	9.00	5.0	5	1	3					
Kowar, Jackson	-	-	-	-	-	-	-	-	-	-	-	-	-	-	-	-	-	-	-	-	-	-	1	0-1	13.50	2.2	4	4	3					
Relievers	-	6-6	5.99	100.7	84	65	115	-	3-8	5.29	85.0	50	51	99	-	5-1	4.97	54.1	30	31	57	-	-	-	-	-	-	-	14-15	5.51	240.0	147	147	271
TOTALS	24	9-16	5.85	214.0	139	106	206	19	8-10	4.81	170.3	91	94	172	12	6-6	6.99	103.0	80	58	100	-	55	23-32	5.73	487.1	310	258	478					
	CS/ATT		8/36	PCT		22.22%		CS/ATT		3/22	PCT		13.64%		CS/ATT		3/10	PCT		30.00%		CS/ATT		/	PCT		0.0%		CS/ATT		14/66	PCT		21.21%

OMAHA CATCHER PITCHING STATS

CATCHERS	W	L	ERA	GS	SV	IP	H	R	ER	HR	HB	BB	IBB	SO	WHIP	AVG	WP	GDP	TBF	SB	CS	ATT	%CS	PB
14 Logan Porter	9	16	5.85	24	2	214.0	242	160	139	43	14	106	2	206	1.63	.287	9	31	969	28	8	36	22.22%	2
25 Jakson Reetz	8	10	4.81	19	6	170.1	173	103	91	22	11	94	0	172	1.57	.263	14	13	770	19	3	22	13.64%	0
4 Freddy Fermin	6	6	6.99	12	2	103.0	119	85	80	17	8	58	1	100	1.72	.288	9	8	488	7	3	10	30.00%	2

PITCH TIMER VIOLATIONS CALLED ON OMAHA PITCHERS (13)

DATE	PITCHER (# IN '23)	INNING	UMPIRE	COUNT AT CALL	BATTER RESULT (COUNT)	DATE	PITCHER (# IN '23)	INNING	UMPIRE	COUNT AT CALL	BATTER RESULT (COUNT)
1. April 4 vs. Toledo	Marcelo Martinez (1)	▲ 7	Dane Poncsak	0-0	Strikeout Swinging (1-2)	13. May 28 @ St. Paul	Max Castillo (3)	▼ 1	Mike Rains	1-2	Groundout, 3-1 (3-2)
2. April 7 vs. Toledo	Ryan Weiss (1)	▲ 9	Matt Bates	1-0	Walk (3-0)						
3. April 9 vs. Toledo	Max Castillo (1)	▲ 3	Cody Oakes	0-0	Strikeout Swinging (3-2)						
4. April 18 vs. Gwinnett	Mike Mayers (1)	▲ 5	Takahito Matsuda	0-0	Flyout, F7 (1-0)						
5. April 20 vs. Gwinnett	Max Castillo (2)	▲ 4	Ben Phillips	0-0	Walk (3-1)						
6. April 22 vs. Gwinnett	Drew Parrish (1)	▲ 5	Jose Navas	0-0	Walk (3-1)						
7. April 23 vs. Gwinnett	Evan Sisk (1)	▲ 7	Ben Phillips (2)	0-0	Lineout (1-1)						
8. April 27 @ Nashville	Austin Cox (1)	▼ 3	Mark Bass	1-2	Strikeout Swinging (2-2)						
9. April 30 @ Nashville	Andrés Núñez (1)	▲ 9	Mark Bass (2)	2-0	Walk (3-0)						
10. May 4 vs. Louisville	Drew Parrish (2)	▲ 3	Randy Rosenberg	1-1	Walk (3-2)						
11. May 6 vs. Louisville	Daniel Mengden (1)	▲ 3	Louie Krupa	0-0	RBI Single (1-1)						
12. May 10 @ Scranton/WB	Mike Mayers (2)	▼ 3	Raul Moreno	1-1	Strikeout Looking (3-2)						



PLAYER

QUICK NOTES

CAREER HIGHS

19 CJ
ALEXANDER

INFIELD/OUTFIELD • L • 6'3" • 215 • 7/16/1996 (26)
Traded from Atlanta — 2018, 20th Round
Born: Merrillville, Indiana • Resides: Surprise, Arizona

16 DAIRON
BLANCO

OUTFIELDER • R/R • 6'0" • 200 • 4/26/1993 (30)
Traded from Oakland — 7/27/2019
Born: Florida, Cuba • Resides: Miami, Florida

3 TUCKER
BRADLEY

OUTFIELDER • L/L • 6'0" • 195 • 5/6/1998 (24)
Signed 6/23/2020 as an Undrafted Free Agent (Georgia)
Born/Resides: Chickamauga, Georgia

12 JOHAN
CAMARGO

INFIELDER • S/R • 6'0" • 205 • 12/13/1993 (30)
Signed 1/25/2023 as a Minor League Free Agent
Born/Resides: Panama City, Panama

17 ANGELO
CASTELLANO

INFIELDER • R/R • 6'0" • 165 • 1/13/1995 (28)
Signed 7/16/2011 as an International Free Agent
Born/Resides: San Diego, Venezuela

6 CLAY
DUNGAN

INFIELDER • L/R • 6'1" • 195 • 6/2/1996 (27)
2019 MLB Draft — Round 9 (Indiana State)
Born: Muncie, Indiana • Resides: Alexandria, Indiana

24 NATE
EATON

INFIELD/OUTFIELD • R/R • 5'11" • 200 • 12/22/1996 (26)
2018 MLB Draft — Round 21 (VMI)
Born/Resides: Chester, Virginia

28 TYLER
GENTRY

OUTFIELDER • R/R • 6'2" • 215 • 2/1/1999 (24)
2020 MLB Draft — Round 3 (Alabama)
Born: Memphis, Tenn. • Resides: Arlington, Tenn.

18 BREWER
HICKLEN

OUTFIELDER • R/R • 6'2" • 220 • 2/9/1996 (27)
2017 MLB Draft — Round 7 (Alabama at Birmingham)
Born/Resides: Huntsville, Alabama

14 LOGAN
PORTER

CATCHER/INFIELDER • R/R • 6'0" • 200 • 7/12/1995 (27)
Signed 6/21/2018 as an Undrafted Free Agent (Dixie State)
Born: Phoenix, Texas • Resides: Surprise, Arizona

25 JAKSON
REETZ

CATCHER • R/R • 6'0" • 215 • 1/3/1996 (27)
Signed 12/12/2020 as a Minor League Free Agent
Drafted by Washington — 2014, 3rd Round (Norris HS)
Born: Hickman, Nebraska • Resides: Elkhorn, Nebraska

0 SAMAD
TAYLOR

INFIELD/OUTFIELD • R/R • 5'10" • 160 • 7/11/1998 (24)
Traded from Toronto — 8/2/2023
Drafted by Cleveland — 2013, 10th Round (Corona HS)
Born: Corona, California • Resides: Sioux Falls, South Dakota

- 2023: Appeared in 17 Cactus League games for the Royals and slashed .391/.462/.783 (9-for-23) with 4 XBH (2 HR) and 6 RBI ... has made first 4 starts of his career in RF this season, 4 of his 5 career starts in the OF ... tied for team lead with 19 XBH (10 2B, 1 3B, 8 HR) ... activated from 7-Day IL on 5/28.
- 2022: Began year with Mississippi Braves (AA) in the Southern League, traded with 2 players to KC from Atlanta on 7/11, assigned to NW Arkansas ... in 114 total games, tied 6th in Double-A in RBI (87), tied 10th in HR (25) ... set career highs in games played, 2B (18), HR, RBI, and SB (19) ... Double-A leader in Avg. in RBI (29), tied 1st in league in HR (8).
- 2018-21: Played 182 games in the Braves' system, between R, A, A+ and AA ... slashed .229/.310/.374 (144-for-628) with 14 HR and 66 RBI ... began and ended 2019 in Double-A with Mississippi, spent July in High-A with the Florida Fire Frogs ... played 87 games in Double-A with league-champion Mississippi in 2021.
- MISC: Brother Blaze is prospect in the Diamondbacks system, a 2022 Texas League Postseason All-Star with Amarillo, added to the D-backs' 40-man roster in November 2022.

HIT STREAK:

ON-BASE BASE STREAK:

- 2023: Opened the season 7-14 @ IND with 6 1B and 1 HR ... leads qualified Omaha hitters with .329 average, .438 OBP, and .890 OPS ... 6th in the league in OBP and 8th in average ... 2nd in Minor League baseball with 37 steals (in 42 attempts), stole 4 bases 5/25 @ STP for the first time in his career.
- 2022: Played in 107 games for Omaha (AAA) but also appeared in five games with Kansas City from May 19 to June 3 ... slashed .301/.367/.486 (110-for-366) for Omaha and led the team in batting average while stealing a career-high 45 bases in Triple-A, a Storm Chasers single-season record ... made his MLB debut May 20 vs. Minnesota, went 2-for-7 over five games ... in September, slashed .436/.480/.649 (41-for-94) with 12 XBH (7 2B, 2 3B, 3 HR), 23 RBI and 11 SB, led the league in AVG, OBP and hits in the last month.
- 2021: Split the season between NW Arkansas (AA) and Omaha (AAA), slashing a combined .277/.350/.441 (117-for-422) across 117 games with a career-best 41 stolen bases, while hitting 14 home runs and driving in 53 runs ... his 41 steals ranked 12th in MiLB and second in the Royals organization, behind Tyler Tolbert (55).

HIT STREAK: 4 Games (6/1 to 6/4) .368 (7-for-19), 1 2B

ON-BASE BASE STREAK: 16 Games (5/13 to 6/4) .393 (22-for-56), 10 BB, 3 HBP

Ranked by MLB Pipeline as the No. 27 Royals prospect

- 2023: Appeared in 18 Cactus League games for the Royals and slashed .273/.346/.545 (6-for-22) with 2 HR and 6 RBI ... hit first Triple-A HR in 6th inning on 4/12 @ IOW, 2-run HR ... hit pinch-hit 2-run 2B in win on 4/14 and had 3 RBI off the bench in comeback win ... 3-for-3, 2 RBI on his birthday, 5/6 vs. LOU.
- 2022: Spent the entire season with NW Arkansas (AA) and reached base in 90 of 109 games (82.57%), reached base multiple times in team-best 56 games ... 1st on team with 33 multi-hit games ... 2 of 12 home runs this season were grand slams, on 4/23 @ Frisco and 5/12 vs. Wichita, both in 5th inning, first two of his pro career ... reached base at least twice in seven straight games from 7/26 to 8/2 ... homered in three straight games, 8/30 to 9/2 ... season-high 12-game on-base streak from 6/24 to 7/9.
- 2021: Began his professional career splitting the year between Columbia (A) and Quad Cities (A+), .380 OBP ranked fourth among qualified Royals Minor Leaguers.

HIT STREAK: 3 Games (5/13 to 6/4) .455 (5-for-11), 2 2B

ON-BASE BASE STREAK: 6 Games (5/21 to 6/4) .348 (8-for-23), 2 BB

- 2023: Appeared in 18 Cactus League games for the Royals and hit .208 (5-for-24) with 1 2B ... opened the season on Omaha's Injured List, activated on 5/16 and went 2-for-3 with a walk in his Chasers debut, did not play between 5/16 and 5/26, has reached base in 22 of 40 plate appearances now (.550 OBP).
- 2022: Signed with the Phillies as a free agent on 12/21/2021 and made his third Opening Day roster (first with Philadelphia) ... appeared in 52 games with the Phillies and slashed .237/.297/.316 (26-for-152), missed time with two stints on the 10-day Injured List ... also played 41 games with Lehigh Valley (AAA) and 4 on rehab with Reading (AA) ... optioned to Triple-A on 7/30 and played in 35 games between Aug. and Sept. to end the season, DFA'd by Philadelphia on 9/25, outrighted off the 40-man on 9/27, a free agent on 10/6.
- 2021: Split the season between Gwinnett Strippers (AAA) and Atlanta, appeared in 15 games for the Braves across seven stints ... led Braves Minor League hitters in hits (126), total bases (215), batting average (.326), slugging percentage (.557) and OPS (.958), while tied for the system lead in triples (4).

HIT STREAK: 5 Games (5/31 to 6/4) .368 (7-for-19), 1 2B, 1 HR

ON-BASE BASE STREAK: 9 Games (5/16 to 6/4) .400 (12-for-30), 10 BB

- 2023: Has hits in 24 of 39 games ... reached base in his first 9 games of the season ... started 31 of Omaha's last 42 games at shortstop, after playing 55 once in his first 7 games and Omaha's first 13 games ... this season in his 13th in the Royals organization, all in the Minors, with 842 games played (178 in Triple-A).
- 2022: In his 11th year as a member of the Royals' organization, began the year with Omaha, but assigned to NW Arkansas (AA) on 8/9 and finished the season with the Nationals ... over 59 games with the Storm Chasers, slashed .218/.318/.316 (38-for-174) while playing six different positions (1B, 2B, 3B, SS, LF & RF) ... made at least 10 starts at each SS (150.2 innings), 3B (121.0 innings) and 1B (115.0 innings) ... snapped 0-for-27 stretch with Nationals on 8/21 vs. San Antonio ... 15-for-67 over last 20 games after hitless streak ended ... played 800th MLB game (all in Royals system) on 9/15 vs. Frisco, entered as defensive replacement.
- 2011-2023: Has played 803 games in the Royals' minor league system, slashing .232/.311/.312 (606-for-2610), with 29 HR and 271 RBI ... 2013 Dominican Royals Player of the Year ... 143 games with Omaha between 2021 and 2023, hitting .226 over 80 games in 2021 after an early-season promotion from Double-A.

HIT STREAK:

ON-BASE BASE STREAK: 3 Games (5/27 to 6/3) .404 (4-for-10), 2 BB

- 2023: Opened the season on the injured list with a right hamate fracture he suffered in Spring Training, activated from the injured list 5/4 and made his season debut 5/5 ... first hit of the season was a HR in the 3rd inning on 5/9 @ SWB ... has made 6 starts at 2B, 7 at SS, 1 at 3B this year.
- 2022: Spent the entire season with Omaha and tied for 1st on the team in triples (4), while ranking 2nd in games played (127), plate appearances (515) and runs (64), 3rd in doubles (22), total bases (151), stolen bases (17) and walks (47), 4th in hits (94) and 5th in RBI (52) ... made starts at a career-high six positions for the Chasers, including 2B, (62 G), 3B, (40 G), SS (6 G) and his first professional appearances in the outfield: in LF (13 G), CF (1 G) and RF (2 G).
- 2021: Spent the entire season with NW Arkansas (AA), playing in 108 of the team's 119 regular season games, including 104 starts as the leadoff hitter ... led the Nationals in games played, at-bats (444), runs scored (74) and hits (128) ... led off the game with a hit 32 times, including 10 of his last 19 regular season games.

HIT STREAK:

ON-BASE BASE STREAK: 4 Games (5/28 to 6/4) .286 (4-for-14), 3 BB

- 2023: Made his first Opening Day roster this season with Kansas City, but has hit .058 (3-for-52) in 24 games over two stints with Royals ... optioned to Omaha 4/24, recalled 5/5, optioned again 5/24 ... threw a scoreless inning 4/10 @ TEX, allowed 2 hits and struck out 1, fastball sat 91-95 ... after opening 0-for-25 with KC, had hits in first 2 AB's with OMA, HR in first AB — solo HR in 2nd inning 4/27 @ NAS ... has hits in 12 of 15 games with Omaha, 6 multi-hit games.
- 2022: Split time in the Minor Leagues between NW Arkansas (AA) and Omaha (AAA) but also appeared in 44 games with Kansas City over three separate stints with the Royals: 7/14-17, 8/4-22 and 9/1 through the end of the regular season ... opened the year in Double-A and made his MLB debut July 14 ... led the majors with a 98.1 mph arm strength ... in the 2nd straight year, saw time at five positions in the Minors (SS, 3B, LF, CF and RF), played in the OF for 27 of his first 29 games, then played 3B for 12 of his last 15 games.
- 2021: Began the season with Quad Cities (A+) and played 70 games for the River Bandits, led the team in stolen bases (23) and played in the Arizona Fall League.

HIT STREAK: 7 Games (5/28 to 6/4) .345 (10-for-29), 1 2B, 1 3B, 1 HR

ON-BASE BASE STREAK: 7 Games (5/28 to 6/4) .345 (10-for-29), 2 BB

Ranked by MLB Pipeline as the No. 7 Royals prospect ... Ranked by Baseball America as the No. 7 Royals prospect

- 2023: Has reached base in 40 of 49 games this season ... 2nd on team with 11 doubles and 27 walks, 3rd with 26 RBI and 73 total bases ... hit first Triple-A HR in 6th inning on 4/5 vs. TOL, 3-run HR ... hit .281 (27-for-97) with a .769 OPS in 24 May games after hitting .198 (17-for-86) with a .667 OPS in 23 April games.
- 2022: Named Kansas City's George Brett Award inner (top position player) in the organization and NW Arkansas (AA) ... began season in Quad Cities (A+), assigned to NW Arkansas (6/4) ... ranked 8th in MiLB in batting average (.326), Royals org leader in AVG (.326), SLG (.542) and OPS (.964) ... 2nd in OBP (.422) ... drove in at least one run in 36 of 73 games since joining the Nationals, reached base in 64 of 73 games (87.67%) ... reached in 28 straight games, 7/30 to 9/3, with .485 OBP.
- 2021: Spent his first pro season in Quad Cities (A+), played everyday for the first two months of the season ... placed on the 7-Day injured list on 7/14 and then the 60-Day IL 8/2.

HIT STREAK:

ON-BASE BASE STREAK: 4 Games (6/1 to 6/4) .200 (3-for-15), 4 BB

- 2023: Began the season on the 7-Day Injured list (right elbow strain) ... activated 4/25 and came off the bench to play CF @ NAS, made first start 4/26 ... first 2 hits of the season were both doubles, 4/30 @ NAS ... hit first HR of the year as go-ahead homer in 9th inning on 5/14, hit Omaha's longest HR of the year (443 feet) on 5/18 vs. TOL ... has played in 28 of Omaha's 36 games since he activated, with team-leading 11 starts at DH.
- 2022: Played in 130 games for Omaha (AAA) and was named the Royals Triple-A Player of the Year but also appeared in six games with Kansas City over two separate stints with the Royals: May 26-30 and July 14-17 ... contract was selected by KC May 26 and made his major league debut that night in Minnesota, starting in CF ... reached base in 34 straight games between 7/26 and 9/2 ... set career highs in 2B (30), HR (28), RBI (85) and R (85) ... finished just two homers shy of a 30/30/30 season (HR/SB/2B).
- 2021: Spent the entire year with NW Arkansas (AA), led all Double-A hitters with 40 steals, tied 13th in all of the Minors ... homered twice in the AA-Central Championship Series.

HIT STREAK:

ON-BASE BASE STREAK:

- 2023: 6 HR in 17 games in April, but 1 in 23 games in May ... has reached base in 35 of 43 games played with hits in 29 of 43 games ... had hits in his first 7 games played and reached base in his first 11 games this season ... hit the 3rd two-HR game of career on 4/5 vs. Toledo.
- 2022: Began the season in NW Arkansas (AA) and reached in 66 of 77 games, reached multiple times in 49 games ... assigned to Omaha (AAA) on 8/9 and finished season with Storm Chasers, appeared in 35 games (33 at 1B and hit .301 (34-for-113) with 3 HR and 17 RBI ... combining numbers between Nationals and Chasers, ranked 3RD in MiLB in ON-BASE PERCENTAGE (.442) ... combining his AA & AAA numbers, was the Royals system leader in OBP (.442), 2nd in OPS (.918), 3rd in batting average (.301).
- 2021: Spent the season with Quad Cities (A+) and slashed .241/.368/.451 (62-for-257) in 77 games ... named a High-A Central post-season All-Star at catcher.
- MISC: Grew up down the street from Surprise Stadium, was a draftee for the AZL Royals the summer of 2011 while in high school, also caught bullpens for the team.

HIT STREAK: 4 Games (6/1 to 6/4) .357 (5-for-14)

ON-BASE BASE STREAK: 9 Games (5/24 to 6/4) .286 (10-for-35) 5 BB, 1 HBP

- 2023: Hit his first professional grand slam in 5th inning on 4/1 @ IND ... 9 of his last 16 hits have been doubles, 13 of 21 hits this season are XBH (7 singles, 9 doubles, 4 homers).
- 2022: Signed with Milwaukee in December 2021 and after beginning the year with Biloxi (AA), earned a mid-July promotion to Nashville AAA and ended the year with Omaha (AAA) ... across the three teams, slashed .264/.359/.575 (97-for-364) over 104 games, with 30 HR and 82 RBI ... 25 HR in the Brewers system led all hitters in the organization ... despite playing just 62 games with the Shuckers, named the Double-A Southern League's Most Valuable Player and the league's Postseason All-Star at catcher.
- 2014-2021 Over 7 Minor League seasons, played 472 games in the Washington Nationals organization and made his MLB debut with the Nationals in July 2021 ... in 2019, was named a Carolina League midseason All-Star and MiLB Organizational All-Star for the Nationals ... named a Baseball America Rookie All-Star in 2014, playing for the GCL Nationals.

HIT STREAK:

ON-BASE BASE STREAK:

Ranked by MLB Pipeline as the No. 20 Royals prospect ... Ranked by Baseball America as the No. 24 Royals prospect

- 2023: Has 20 multi-hit games of 53 games played this season & hits in 38 of 53 games ... has reached base in 44 of 53 games ... has hit 1st in order in 39 of 53 games he played (of Omaha's 55), a .307 hitter (23-for-75) with .422 OBP leading off innings ... tied 5th in the league with 40 runs, tied 5th with 52 hits ... 3rd in Triple-A and tied 8th in MiLB in steals (27) ... stole 4 bases on 5/4 vs. LOU, 3 on 5/26 @ STP.
- 2022: Began the season in the Blue Jays organization with Buffalo (AAA) and appeared in 70 games before being acquired by Kansas City at the 2022 Trade Deadline with RHP Max Castillo in exchange for Whit Merrifield, but did not play the rest of the season due to a preexisting injury (left oblique strain) ... stole 9 bases in 21 games for the Surprise Saguaros in the Arizona Fall League after the conclusion of the Minor League season ... added to KC 40-man roster on 11/10/22 ... traded from CLE to TOR on 7/31/2021.

HIT STREAK: 3 Games (6/1 to 6/4) .364 (4-for-11), 1 2B

ON-BASE BASE STREAK: 3 Games (6/1 to 6/4) .364 (4-for-11), 3 BB

SO NICE, THEY DID IT TWICE (OR MORE)	MULTI-HIT GAMES					MULTI-RUN GAMES					MULTI-RBI GAMES					MULTI-BB GAMES					MULTI-K GAMES					MULTI-SB GAMES				
	2	3	4	5+	T	2	3	4	5+	T	2	3	4	5+	T	2	3	4	5+	T	2	3	4	5+	T	2	3	4	5+	T
19 Alexander, CJ	6	2	-	-	8	4	1	-	-	5	3	-	-	-	3	-	-	-	-	-	13	1	-	-	14	-	-	-	-	-
16 Blanco, Dairon	7	4	1	-	12	9	-	-	-	9	2	1	-	-	3	4	1	-	-	5	3	2	-	-	5	7	1	1	-	9
3 Bradley, Tucker	6	2	-	-	8	3	1	-	-	4	3	2	-	-	5	4	-	-	-	4	2	-	1	-	3	2	-	-	-	2
12 Camargo, Johan	4	-	-	-	4	-	-	-	-	-	1	-	-	-	1	3	-	-	-	3	1	-	-	-	1	-	-	-	-	-
17 Castellano, Angelo	6	-	-	-	6	4	-	-	-	4	3	1	-	-	4	2	1	-	-	3	4	1	-	-	5	-	-	-	-	-
6 Dungan, Clay	2	-	-	-	2	1	1	-	-	2	1	-	-	-	1	1	-	-	-	1	2	-	-	-	2	-	-	-	-	-
24 Eaton, Nate	5	1	-	-	6	1	1	-	-	2	2	-	-	-	2	1	-	-	-	1	3	-	-	-	3	1	1	-	-	2
Fermin, Freddy	1	1	1	-	3	3	1	-	-	4	2	1	-	-	1	4	2	1	-	-	3	2	-	-	-	2	-	-	-	-
Garcia, Maikel	4	1	-	-	5	2	-	-	-	2	2	2	-	-	4	3	1	-	-	4	2	1	-	-	3	-	-	-	-	-
28 Gentry, Tyler	11	1	1	-	13	2	2	-	-	4	4	2	-	-	6	4	1	-	-	5	7	5	-	-	12	-	-	-	-	-
18 Hicklen, Brewer	4	-	-	-	4	3	-	-	-	3	1	1	-	-	2	2	-	-	-	2	7	-	-	-	7	-	-	-	-	-
Jenista, Greyson	-	-	-	-	-	-	-	-	-	-	-	-	-	-	-	-	-	-	-	-	2	-	-	-	2	-	-	-	-	-
13 Loftin, Nick	10	3	1	-	14	4	-	-	-	4	4	7	1	-	12	-	-	-	-	-	4	-	-	-	4	-	-	-	-	-
Lopez, Nicky	1	-	-	-	1	-	-	-	-	-	-	-	-	-	-	1	-	-	-	1	-	-	-	-	-	-	-	-	-	-
14 Porter, Logan	9	2	-	-	11	4	-	-	-	4	3	1	-	-	4	3	2	-	-	5	11	5	-	-	16	-	-	-	-	-
Pratto, Nick	-	1	-	-	1	1	-	-	-	1	2	-	-	-	2	3	-	-	-	3	2	1	-	-	3	-	-	-	-	-
25 Reetz, Jakson	4	1	-	-	5	-	-	-	-	-	1	-	-	-	1	2	2	-	-	2	4	2	1	-	7	-	-	-	-	-
Reyes, Frammil	1	-	-	-	1	1	-	-	-	1	1	-	-	-	1	-	-	-	-	-	1	1	-	-	2	-	-	-	-	-
0 Taylor, Samad	17	3	-	-	20	7	2	-	-	9	7	2	-	-	9	6	1	-	-	7	12	1	1	-	14	2	2	1	-	5
Waters, Drew	1	-	3	-	4	2	2	-	-	4	1	1	-	-	2	1	-	-	-	1	1	2	-	-	3	-	-	-	-	-
	96	22	7	0	125	50	11	0	0	61	42	21	1	2	66	41	7	0	0	48	78	24	3	0	105	12	4	2	0	18

HITTING STREAKS

PLAYER	CURRENT	LONGEST	DATES/RESULTS							
			START	END	AVG	2B	3B	HR	RBI	OPS
19 Alexander, CJ	-	5	4/29	5/6	.278 (5- 18)	1	0	0	3	.611
16 Blanco, Dairon	4	6	5/23	5/30	.500 (11- 22)	1	0	1	3	1.242
3 Bradley, Tucker	3	3 (2x)	5/31	6/4	.455 (5- 11)	2	0	0	4	1.136
12 Camargo, Johan	5	5	5/31	6/4	.368 (7- 19)	1	0	1	5	1.057
17 Castellano, Angelo	-	3 (3x)	5/16	5/19	.455 (5- 11)	1	0	1	4	1.356
6 Dungan, Clay	2	3	5/12	5/17	.444 (4- 9)	1	0	0	2	1.171
24 Eaton, Nate	7	7	5/28	6/4	.345 (10- 29)	1	1	1	2	.939
28 Gentry, Tyler	-	5	4/5	4/9	.350 (7- 20)	1	0	1	6	.967
18 Hicklen, Brewer	-	3 (2x)	5/30	6/2	.250 (3- 12)	2	0	1	2	.975
14 Porter, Logan	4	7	4/1	4/12	.370 (10- 27)	2	0	4	7	1.268
25 Reetz, Jakson	-	6	4/23	5/7	.350 (7- 20)	4	0	2	4	1.285
0 Taylor, Samad	3	7	5/12	5/19	.400 (12- 30)	3	0	2	8	1.186

BOLD indicates longest streak in 2023 among active players

ON-BASE STREAKS

CURRENT	LONGEST	DATES/RESULTS							
		START	END	AVG	2B	HR	BB	HBP	OBP
-	7	5/11	5/19	.250 (7- 28)	2	3	3	0	.313
16	16	5/13	6/4	.393 (22- 56)	2	1	10	3	.500
6	6	5/21	6/4	.348 (8- 23)	3	1	2	0	.400
9	9	5/16	6/4	.400 (12- 30)	1	2	10	0	.550
3	9	4/1	4/19	.320 (8- 25)	2	2	6	0	.438
4	6	5/5	5/17	.313 (5- 16)	1	1	6	1	.522
7	7	5/28	6/4	.345 (10- 29)	1	1	2	0	.387
4	9 (2x)	4/12	4/23	.167 (5- 30)	1	1	9	2	.390
-	6	4/30	5/7	.190 (4- 21)	2	0	5	0	.346
9	11	4/1	4/20	.333 (13- 39)	4	5	6	0	.413
-	6	4/23	5/7	.350 (7- 20)	4	2	2	1	.435
3	16	5/12	5/30	.302 (19- 63)	6	2	12	2	.429

Italics indicates longest personal streak is active

PITCHES/PLATE APPEARANCE & PLATE APPEARANCE DEPTH

PLAYER	AVG. P/PA	TOTAL PA	TOTAL P	LONGEST PA (#)	DATE	INN.	PITCHER	RESULT
19 Alexander, CJ	3.97	155	615	8 (4x)	5/18 vs. TOL	▼ 1	Brenan Hanifee	Flyout (F9)
16 Blanco, Dairon	3.60	182	655	10 (2x)	5/13 @ SWB	▲ 2	Tanner Tully	Walk
3 Bradley, Tucker	3.94	113	445	10	4/29 @ NAS	▲ 3	Robert Stock	Groundout (4-3)
12 Camargo, Johan	4.55	40	182	9	6/1 vs. MEM	▼ 6	Kyle Leahy	Walk
17 Castellano, Angelo	4.15	144	597	10	4/18 vs. GWN	▼ 3	Michael Soroka	Strikeout Swinging
6 Dungan, Clay	4.26	57	243	10 (2x)	6/2 vs. MEM	▼ 10	Jake Walsh	Walk
24 Eaton, Nate	4.06	68	276	10	4/29 @ NAS	▲ 7	Pedro Fernandez	Flyout (F9)
28 Gentry, Tyler	4.23	240	1,014	9	5/5 vs. LOU	▼ 7	Hunter Strickland	Flyout (F8)
18 Hicklen, Brewer	3.77	102	385	10	6/3 vs. MEM	▼ 5	Zack Thompson	Strikeout Swinging
14 Porter, Logan	4.05	180	729	8 (8x)	5/24 @ STP	▲ 3	Brent Headrick	Walk
25 Reetz, Jakson	3.98	90	358	13	4/21 vs. GWN	▼ 2	Allan Winans	Strikeout Swinging
0 Taylor, Samad	4.00	257	1,028	9	4/25 @ NAS	▲ 1	Robert Gasser	Strikeout Looking
	4.01	1,628	6,527					

PINCH-HITTING LOG (9)

#	DATE	INNING	PINCH HITTER	HITTING FOR	RESULT
1.	4/5 vs. Toledo	▼ 9	CJ Alexander	Angelo Castellano	Fielder's Choice (4-6)
2.	4/14 @ Iowa	▲ 8	Tucker Bradley	Angelo Castellano	2-RBI Double
3.	4/18 vs. Gwinnett	▼ 9	Tucker Bradley	Angelo Castellano	Strikeout Looking
4.	4/29 @ Nashville	▲ 8	Logan Porter	CJ Alexander	Strikeout Swinging
5.	5/7 vs. Louisville	▼ 9	CJ Alexander	Angelo Castellano	Groundout (4-3)
6.	5/10 @ Scranton/WB	▲ 8	CJ Alexander	Angelo Castellano	Strikeout Swinging
7.	5/12 @ Scranton/WB	▲ 8	Brewer Hicklen	Tucker Bradley	Flyout (F9)
8.	5/20 vs. Toledo	▼ 9	Tucker Bradley	Angelo Castellano	Strikeout Swinging
9.	5/27 @ St. Paul	▲ 7	Clay Dungan	Samad Taylor	Groundout, 6-3
10.					
11.					
12.					
13.					

Omaha Pinch Hitters: 1-for-9, 2B, 2 RBI, 4 K

 Most-Used Pinch Hitter:
CJ Alexander & Tucker Bradley (3x)

 Most Frequently Pinch-Hit For:
Angelo Castellano (6x)

PITCH TIMER VIOLATIONS CALLED ON OMAHA HITTERS (2)

DATE	INNING	UMPIRE	HITTER	COUNT AT CALL	BATTER RESULT (COUNT)
1. April 12 @ Iowa	▲ 9	Tom Hanahan	Samad Taylor (1)	0-1	Single (0-2)
2. June vs. Memphis	▼ 8	Cody Clark	Johan Camargo (1)	0-0	Strikeout (0-2)
3.					
4.					
5.					
6.					
7.					

HR #	PLAYER (SEASON #)	GM # - DATE	OPPONENT	PITCHER	PITCH TYPE	DIRECTION	ON BASE	INNING	OUTS	COUNT	SCORE	FINAL	DISTANCE	EXIT VELO	LAUNCH ANGLE
1.	Logan Porter (1)	2 - April 1	@ Indianapolis	Caleb Smith (L)	4-seam FB	LF	0	▲4	1	2-2	3-0	W, 12-1	417 ft	106.6 mph	32°
2.	Jakson Reetz (1)	2 - April 1	@ Indianapolis	Caleb Smith (L)	Slider	LF	3	▲5	2	2-1	8-0	W, 12-1	408 ft	103.9 mph	25°
3.	Dairon Blanco (1)	3 - April 2	@ Indianapolis	Mike Burrows	4-seam FB	LCF	0	▲5	2	3-2	1-3	W, 8-3	411 ft	105.2 mph	23°
4.	Samad Taylor (1)	3 - April 2	@ Indianapolis	J.C. Flowers	4-seam FB	LF	0	▲8	0	2-1	2-3	W, 8-3	334 ft	104.5 mph	22°
5.	Nick Loftin (1)	3 - April 2	@ Indianapolis	Daniel Zamora (L)	4-seam FB	LF	2	▲8	1	1-2	5-3	W, 8-3	362 ft	97.2 mph	29°
6.	Maikel Garcia (1)	4 - April 4	vs. Toledo	Alex Faedo	4-seam FB	RF	0	▼1	1	2-1	1-0	L, 9-2	349 ft	94.3 mph	35°
7.	Tyler Gentry (1)	5 - April 5	vs. Toledo	Tyler Holton (L)	Cutter	CF	2	▼6	0	2-0	3-1	L, 7-6	417 ft	106.5 mph	27°
8.	Logan Porter (2)	5 - April 5	vs. Toledo	Tyler Holton (L)	Slider	LF	0	▼6	0	3-1	4-1	L, 7-6	346 ft	103.3 mph	37°
9.	Logan Porter (3)	5 - April 5	vs. Toledo	Matt Wisler	4-seam FB	RCF	0	▼8	0	2-2	5-6	L, 7-6	364 ft	94.7 mph	34°
10.	Nick Loftin (2)	6 - April 6	vs. Toledo	Brenan Haniffee	Slider	LCF	0	▼2	0	2-2	1-1	L, 8-5	401 ft	101.8 mph	32°
11.	CJ Alexander (1)	6 - April 6	vs. Toledo	Brenan Haniffee	Sinker	CF	0	▼4	1	2-2	3-6	L, 8-5	409 ft	101.1 mph	35°
12.	Logan Porter (4)	7 - April 7	vs. Toledo	Reese Olson	4-seam FB	LF	0	▼3	0	3-2	5-2	W, 9-4	395 ft	104.3 mph	45°
13.	Freddy Fermin (1)	8 - April 8	vs. Toledo	Will Vest	Slider	CF	3	▼3	2	0-0	6-1	W, 13-8	401 ft	102.1 mph	42°
14.	Angelo Castellano (1)	8 - April 8	vs. Toledo	Will Vest	4-seam FB	LCF	1	▼4	0	2-0	8-1	W, 13-8	401 ft	102.8 mph	33°
15.	Freddy Fermin (2)	8 - April 8	vs. Toledo	Ashton Goudeau	Changeup	CF	1	▼5	0	1-1	10-1	W, 13-8	428 ft	105.9 mph	28°
16.	CJ Alexander (2)	8 - April 8	vs. Toledo	Ashton Goudeau	Changeup	LF	0	▼7	0	1-0	11-8	W, 13-8	351 ft	92.4 mph	43°
17.	Angelo Castellano (2)	9 - April 9	vs. Toledo	Alex Faedo	4-seam FB	LF	0	▼3	1	0-0	1-0	L, 8-2	373 ft	98.0 mph	25°
18.	Samad Taylor (2)	10 - April 11	@ Iowa	Roenis Elias (L)	4-seam FB	CF	2	▲5	2	0-2	3-9	L, 9-6	405 ft	100.9 mph	25°
19.	Freddy Fermin (3)	10 - April 11	@ Iowa	Brandon Hughes (L)	4-seam FB	LF	1	▲6	2	0-1	6-9	L, 9-6	398 ft	100.3 mph	33°
20.	CJ Alexander (3)	11 - April 12	@ Iowa	Riley Thompson	Changeup	RF	0	▲2	0	1-0	2-1	W, 10-6	394 ft	104.3 mph	24°
21.	Tyler Gentry (2)	11 - April 12	@ Iowa	Riley Thompson	Slider	LF	0	▲3	2	1-2	3-1	W, 10-6	393 ft	103.3 mph	26°
22.	Tucker Bradley (1)	11 - April 12	@ Iowa	Rowan Wick	4-seam FB	RCF	1	▲6	2	1-1	7-3	W, 10-6	392 ft	98.2 mph	29°
23.	Nick Loftin (3)	11 - April 12	@ Iowa	Anthony Kay (L)	Slider	CF	0	▲8	0	2-1	8-6	W, 10-6	420 ft	104.3 mph	28°
24.	Nick Loftin (4)	12 - April 13	@ Iowa	Nick Neidert	4-seam FB	LF	0	▲4	2	3-2	1-11	L, 14-1	370 ft	100.4 mph	38°
25.	Nick Pratto (1)	15 - April 19	vs. Gwinnett	Beau Burrows	Slider	CF	0	▼2	0	1-2	1-1	L, 6-2	399 ft	100.2 mph	26°
26.	Logan Porter (5)	15 - April 19	vs. Gwinnett	Beau Burrows	Slider	LF	0	▼4	1	1-2	2-3	L, 6-2	350 ft	94.9 mph	50°
27.	CJ Alexander (4)	17 - April 21	vs. Gwinnett	Allan Winans	Changeup	RF	0	▼2	2	0-0	1-1	L, 7-3	395 ft	96.2 mph	37°
28.	Nick Pratto (2)	18 - April 22	vs. Gwinnett	Dylan Dodd (L)	Changeup	RF	1	▼1	2	3-1	2-0	L, 5-2	350 ft	88.4 mph	39°
29.	Nate Eaton (1)	22 - April 27	@ Nashville	Janson Junk	Sweeper	LF	0	▲2	2	2-2	1-0	W, 2-1	403 ft	103.0 mph	32°
30.	Freddy Fermin (4)	24 - April 29	@ Nashville	Robert Stock	4-seam FB	RCF	2	▲1	1	3-1	4-0	L, 6-5 (10)	381 ft	104.3 mph	23°
31.	Tyler Gentry (3)	25 - April 30	@ Nashville	Robert Gasser (L)	4-seam FB	LF	1	▲3	2	1-0	2-1	W, 10-6	391 ft	100.6 mph	33°
32.	Logan Porter (6)	25 - April 30	@ Nashville	Robert Gasser (L)	Slider	LF	0	▲4	0	2-1	3-1	W, 10-6	389 ft	102.3 mph	29°
33.	Freddy Fermin (5)	25 - April 30	@ Nashville	Robert Gasser (L)	Changeup	LF	0	▲5	1	2-0	5-1	W, 10-6	368 ft	94.8 mph	35°
34.	Nick Loftin (5)	28 - May 4	vs. Louisville	Silvino Bracho	Slider	LF	0	▼7	0	0-0	8-11	L, 12-10	365 ft	101.1 mph	19°
35.	Jakson Reetz (2)	29 - May 5	vs. Louisville	Brandon Williamson (L)	4-seam FB	LF	1	▼2	1	0-0	2-1	W, 6-2	346 ft	100.2 mph	27°
36.	Nick Loftin (6)	29 - May 5	vs. Louisville	Brandon Williamson (L)	Slider	CF	0	▼6	0	0-0	3-1	W, 6-2	395 ft	105.6 mph	24°
37.	Angelo Castellano (3)	30 - May 6	vs. Louisville	Ryan Nutof	Curveball	LF	1	▼7	2	2-2	8-8	W, 11-9	376 ft	95.2 mph	29°
38.	Jakson Reetz (3)	31 - May 7	vs. Louisville	Andrew Abbott (L)	Changeup	LF	0	▼4	1	2-0	1-0	L, 4-3	426 ft	104.4 mph	32°
39.	Franmil Reyes (1)	31 - May 7	vs. Louisville	Andrew Abbott (L)	Curveball	LCF	1	▼5	2	3-2	3-0	L, 4-3	389 ft	100.8 mph	29°
40.	Clay Dungan (1)	32 - May 9	@ Scranton/WB	Mitch Spence	4-seam FB	RCF	0	▲3	0	1-00	2-2	L, 14-2	388 ft	104.0 mph	28°
41.	Dairon Blanco (2)	33 - May 10	@ Scranton/WB	Luis Severino	Changeup	LF	0	▲3	0	0-1	1-1	L, 4-3	377 ft	99.6 mph	24°
42.	CJ Alexander (5)	34 - May 11	@ Scranton/WB	Colten Brewer	Slider	CF	0	▲9	0	1-1	3-1	W, 4-3 (11)	422 ft	106.4 mph	23°
43.	CJ Alexander (6)	36 - May 13	@ Scranton/WB	Greg Weissert	Sweeper	RF	0	▲6	1	0-0	4-3	L, 8-6	377 ft	102.7 mph	39°
44.	CJ Alexander (7)	37 - May 14	@ Scranton/WB	Mitch Spence	4-seam FB	RCF	0	▲2	0	3-2	1-1	W, 6-3	416 ft	109.9 mph	24°
45.	Brewer Hicklen (1)	37 - May 14	@ Scranton/WB	D.J. Snelten (L)	Changeup	LF	0	▲9	0	2-1	4-3	W, 6-3	344 ft	109.5 mph	25°
46.	Samad Taylor (3)	37 - May 14	@ Scranton/WB	D.J. Snelten (L)	4-seam FB	RCF	1	▲9	2	3-1	6-3	W, 6-3	346 ft	95.2 mph	29°
47.	Samad Taylor (4)	39 - May 17	vs. Toledo	Zach Logue (L)	4-seam FB	RCF	1	▼1	0	0-1	2-1	W, 16-8	372 ft	100.0 mph	30°
48.	Logan Porter (7)	39 - May 17	vs. Toledo	Zach Logue (L)	4-seam FB	LF	1	▼1	0	0-0	4-1	W, 16-8	401 ft	102.3 mph	38°
49.	Angelo Castellano (4)	39 - May 17	vs. Toledo	Miguel Del Pozo (L)	4-seam FB	LF	1	▼5	2	1-0	10-5	W, 16-8	385 ft	99.2 mph	26°
50.	Brewer Hicklen (2)	40 - May 18	vs. Toledo	Miguel Diaz	Sinker	LCF	2	▼8	0	2-0	9-0	W, 9-0	443 ft	108.4 mph	32°
51.	Drew Waters (1)	43 - May 21	vs. Toledo	Ashton Goudeau	4-seam FB	RCF	0	▼3	0	1-1	1-2	W, 8-4	408 ft	108.7 mph	29°
52.	Drew Waters (2)	43 - May 21	vs. Toledo	Ashton Goudeau	Changeup	LCF	1	▼4	1	2-0	4-3	W, 8-4	366 ft	99.5 mph	32°
53.	Tucker Bradley (2)	43 - May 21	vs. Toledo	Seth Elledge	Sinker	LCF	1	▼6	0	1-1	6-4	W, 8-4	388 ft	100.5 mph	28°
54.	Jakson Reetz (4)	43 - May 21	vs. Toledo	Braden Bristo	Sweeper	LF	0	▼7	0	2-1	8-4	W, 8-4	412 ft	104.1 mph	36°
55.	Dairon Blanco (3)	44 - May 23	@ St. Paul	Simeon Woods Richardson	4-seam FB	CF	0	▲4	1	1-1	4-0	W, 6-1	455 ft	104.5 mph	28°
56.	Nick Loftin (7)	45 - May 24	@ St. Paul	Brent Headrick (L)	Changeup	LF	2	▲3	1	2-2	3-5	L, 6-5	433 ft	103.7 mph	24°
57.	Nick Loftin (8)	46 - May 25	@ St. Paul	Cody Laweryson	Sweeper	LF	2	▲7	0	1-2	4-4	L, 8-6	357 ft	97.3 mph	22°
58.	Johan Camargo (1)	48 - May 27	@ St. Paul	Randy Dobnak	Changeup	CF	0	▲5	0	1-2	1-3	L, 14-1	426 ft	102.2 mph	26°
59.	Nick Loftin (9)	50 - May 30	vs. Memphis	Jake Woodford	Curveball	LF	1	▼1	2	0-0	2-1	W, 7-6	370 ft	91.0 mph	29°
60.	Tyler Gentry (3)	50 - May 30	vs. Memphis	Connor Thomas (L)	Slider	LCF	1	▼3	0	2-1	4-1	W, 7-6	471 ft	103.6 mph	27°
61.	Johan Camargo (2)	52 - June 1	vs. Memphis	Dakota Hudson	Slider	RCF	1	▼4	2	0-2	2-1	L, 12-6	393 ft	98.2 mph	31°
62.	Brewer Hicklen (3)	52 - June 1	vs. Memphis	Ryan Loutos	Sinker	CF	0	▼7	0	1-0	4-10	L, 12-6	425 ft	105.8 mph	33°
63.	CJ Alexander (8)	52 - June 1	vs. Memphis	Ryan Loutos	Cutter	RCF	1	▼8	0	2-2	5-12	L, 12-6	400 ft	102.8 mph	30°
64.	Nate Eaton (2)	53 - June 2	vs. Memphis	Tommy Parsons	4-seam FB	LF	0	▼1	1	0-0	1-0	W, 10-9 (10)	330 ft	103.3 mph	46°

HOME RUN BREAKDOWN

					OUTS			RUNNERS ON				TIED GO		DIRECTION					BESTS		LAST HOME RUN						
PLAYER	2023 TOTAL	HOME	ROAD	RHP LHP	0	1	2	0	1	2	3	GAME	AHEAD	LF	LCF	CF	RCF	RF	FT	MPH	DATE	OPPONENT	PITCHER	KIND	INN	PA SINCE	
Nick Loftin	9	4	5	5	4	5	2	2	5	1	3	-	2	2	6	1	2	-	-	433	105.6	5/30	vs. Memphis	J. Woodford	2-Run	▼ 1	3
CJ Alexander	8	4	4	8	-	5	2	1	7	1	-	-	2	2	1	-	2	2	3	422	109.9	6/1	vs. Memphis	R. Loutos	2-Run	▼ 8	11
Logan Porter	7	5	2	3	4	5	2	-	6	1	-	-	-	-	6	-	-	1	-	417	106.6	5/17	vs. Toledo	Z. Logue	2-Run	▼ 1	66
Freddy Fermin	5	2	3	3	2	1	2	2	1	2	1	1	-	-	2	-	2	1	-	428	105.9	4/30	@ Nashville	R. Gasser	Solo	▲ 5	2
Tyler Gentry	4	2	2	1	3	2	-	2	1	2	1	-	-	2	2	1	1	-	-	471	106.5	5/30	vs. Memphis	C. Thomas	2-Run	▼ 3	26
Jakson Reetz	4	3	1	1	3	1	2	1	2	1	-	1	-	2	4	-	-	-	-	426	104.4	5/21	vs. Toledo	B. Bristo	Solo	▼ 7	20
Angelo Castellano	4	4	-	3	1	1	1	2	1	3	-	-	1	1	3	1	-	-	-	401	102.8	5/17	vs. Toledo	M. Del Pozo	2-Run	▼ 5	43
Samad Taylor	4	1	3	1	3	2	-	2	1	2	1	-	-	1	1	-	1	2	-	405	104.5	5/17	vs. Toledo	Z. Logue	2-Run	▼ 1	76
Brewer Hicklen	3	2	1	2	1	3	-	-	2	-	1	-	-	1	1	1	1	-	-	443	109.5	6/1	vs. Memphis	R. Loutos	Solo	▼ 7	10
Dairon Blanco	3	-	3	3	-	1	1	1	3	-	-	-	-	1	1	1	1	-	-	455	105.2	5/23	@ St. Paul	S.Woods Richardson	Solo	▲ 4	48
Nate Eaton	2	1	1	2	-	-	1	1	2	-	-	-	-	2	2	-	-	-	-	403	103.3	6/2	vs. Memphis	T. Parsons	Solo	▼ 1	13
Johan Camargo	2	1	1	2	-	1	-	1	1	1	-	-	-	1	-	-	1	1	-	426	102.2	6/1	vs. Memphis	D. Hudson	Solo	▼ 4	17
Drew Waters	2	2	-	2	-	1	1	-	1	1	-	-	-	1	-	1	-	1	-	408	108.7	5/21	vs. Toledo	A. Goudeau	2-Run	▼ 6	12
Tucker Bradley	2	1	1	2	-	1	-	1	-	2	-	-	-	1	-	1	-	1	-	392	100.5	5/21	vs. Toledo	S. Elledge	2-Run	▼ 4	23
Nick Pratto	2	2	-	1	1	1	-	1	1	1	-	-	1	1	-	-	1	-	1	399	100.2	4/22	@ Scranton/WB	D. Dodd	2-Run	▼ 1	19
Clay Dungan	1	-	1	1	-	1	-	-	1	-	-	-	1	-	-	-	-	1	-	388	104.0	5/9	@ Scranton/WB	M. Spence	Solo	▲ 3	53
Franmil Reyes	1	1	-	-	1	-	-	1	-	1	-	-	-	-	-	1	-	-	-	389	100.8	5/7	vs. Louisville	A. Abbott	2-Run	▼ 5	1
Maikel Garcia	1	1	-	1	-	-	1	-	1	-	-	-	-	1	-	-	-	-	1	349	94.3	4/4	vs. Toledo	A. Faedo	Solo	▼ 1	94
	64	36	28	41	23	31	15	18	36	19	7	2	7	19	29	8	12	10	5								

INNING DISTRIBUTION

1st Inning	2nd Inning	3rd Inning	4th Inning	5th Inning	6th Inning	7th Inning	8th Inning	9th Inning	10th Inning	11th Inning
7	7	10	10	8	7	6	6	3	-	-

NOTABLE STORM CHASERS HOME RUNS

BACK-TO-BACK HOMERS (1)		2-HOMER GAMES (3)		3-HOMER GAMES (0)		GRAND SLAMS (2)	
PLAYERS	DATE/OPPONENT (INN.)	PLAYER (CAREER NO.)	DATE/OPPONENT	PLAYER (CAREER NO.)	DATE/OPPONENT	PLAYER (CAREER NO.)	DATE/OPPONENT (INN.)
Tyler Gentry & Logan Porter	4/5 vs. Toledo (6th)	Logan Porter (3rd)	4/5 vs. Toledo			Jakson Reetz (1st)	4/1 @ Indianapolis (5th)
		Freddy Fermin (4th)	4/8 vs. Toledo			Freddy Fermin (3rd)	4/8 vs. Toledo (3rd)
		Drew Waters (3rd)	5/21 vs. Toledo				

LEADOFF HOMERS (0)		INSIDE-THE PARK HOMERS (0)		PINCH-HIT HOMERS (0)		WALK-OFF HOMERS (0)	
PLAYER (CAREER NO.)	DATE/OPPONENT	PLAYER (CAREER NO.)	DATE/OPPONENT (INN.)	PLAYER (CAREER NO.)	DATE/OPPONENT (INN.)	PLAYER	DATE/OPPONENT

HOME RUN SITUATION	# OF	DATE OF LAST	BATTER ('23 HR #)	PITCHER	COUNT	RUNNERS ON	OUTS	INNING	SCORE @ HR	FINAL
GO-AHEAD HOME RUN	19	June 2 vs. Memphis	Nate Eaton (2)	Tommy Parsons	0-0	0	1	▼ 1	1-0	W, 10-9 (10)
GAME-TYING HOME RUN	7	May 25 @ St. Paul	Nick Loftin (8)	Cody Laweryson	1-2	2	0	▲ 7	4-4	L, 8-6

NOTABLE OPPOSING HOME RUNS

BACK-TO-BACK HOMERS (2)		2-HOMER GAMES (2)		3-HOMER GAMES (1)		GRAND SLAMS (3)	
PLAYERS	DATE/OPPONENT (INN.)	PLAYER (CAREER NO.)	DATE/OPPONENT	PLAYER (CAREER NO.)	DATE/OPPONENT	PLAYER	DATE/OPPONENT (INN.)
Encarnacion-Strand & Benson	5/4 vs. Louisville (1st)	Jermaine Palacios (5)	5/17 vs. Toledo	Christian Encarnacion-Strand (1)	5/4 vs. Louisville	Andy Ibáñez	April 6 vs. Toledo (3rd)
Jordan Walker & Moisés Gómez	5/31 vs. Memphis (6th)	Moisés Gómez (7)	5/31 vs. Memphis			Andrés Chaparro	May 9 @ Scranton/WB (7th)
						Jair Camargo	May 28 @ St. Paul (7th)

LEADOFF HOMERS (4)		INSIDE-THE PARK HOMERS (0)		PINCH-HIT HOMERS (0)		WALK-OFF HOMERS (2)	
PLAYER	DATE/OPPONENT	PLAYER	DATE/OPPONENT (INN.)	PLAYER	DATE/OPPONENT (INN.)	PLAYER	DATE/OPPONENT
Christopher Morel	4/14 @ Iowa					Michael Hermosillo	5/10 @ Scranton/WB
Forrest Wall	4/19 vs. Gwinnett					Ben Rortvedt	5/13 @ Scranton/WB
Michael Siani	5/3 vs. Louisville						
Michael Siani	5/5 vs. Louisville						

AFTER-INNING RECORDS

	LEADING	TRAILING	TIED
AFTER 1 INNING	7 - 7	6 - 9	10 - 16
AFTER 2 INNINGS	13 - 8	8 - 13	2 - 11
AFTER 3 INNINGS	16 - 9	4 - 17	3 - 6
AFTER 4 INNINGS	17 - 8	4 - 20	2 - 4
AFTER 5 INNINGS	17 - 7	4 - 22	2 - 3
AFTER 6 INNINGS	18 - 7	4 - 25	1 - 0
AFTER 7 INNINGS	18 - 6	4 - 24	1 - 2
AFTER 8 INNINGS	20 - 1	2 - 27	1 - 3

STORM CHASERS BIG INNINGS

DATE	INNING	RUNS
1. May 17 vs. Toledo	1st	7
April 2 @ Indianapolis	8th	7
3. June 2 vs. Memphis	5th	6
May 18 vs Toledo	8th	6
April 8 vs. Toledo	3rd	6
6.		
7.		
8.		

SCORE BY INNINGS

	1	2	3	4	5	6	7	8	9	10	11+	TOTAL
Omaha	38	26	38	29	48	27	28	39	28	1	1	303
Opponents	36	45	34	30	35	60	34	47	26	1	0	348
Difference	2	-19	4	-1	13	-33	-6	-8	2	0	1	-45

SCORE BY INNINGS V. INDY

	1	2	3	4	5	6	7	8	9	10	11+	TOTAL
Omaha	0	0	2	1	7	2	2	9	5	0	0	28
Indianapolis	5	3	0	0	0	0	1	1	0	0	0	10
vs. Indy Difference	-5	-3	2	1	7	2	1	8	5	0	0	18

MULTI-RUN INNINGS

	2	3	4	5	6	7	8	9	10+	TOTAL
Storm Chasers	41	17	9	2	3	2	-	-	-	74
Opponents	39	22	9	5	4	2	1	1	-	83

RECORD BY RUNS SCORED/ALLOWED

RUNS	0	1	2	3	4	5	6	7	8	9	10	11	12	13+
SCORED	0 - 1	0 - 4	1 - 7	1 - 6	1 - 3	1 - 4	4 - 6	1 - 0	3 - 0	3 - 0	3 - 1	2 - 0	1 - 0	2 - 0
ALLOWED	1 - 0	2 - 0	3 - 0	4 - 0	2 - 6	0 - 2	4 - 4	0 - 3	3 - 5	2 - 5	0 - 2	0 - 0	0 - 2	0 - 3

RECORD BY MARGIN OF VICTORY/DEFEAT

1 Run	2 Runs	3 Runs	4 Runs	5 Runs	6 Runs	7 Runs	8 Runs	9 Runs	10+ Runs
5 - 7	4 - 4	2 - 6	4 - 3	4 - 3	0 - 4	0 - 2	2 - 0	1 - 0	1 - 3

2023 STORM CHASERS MONTH BY MONTH

HITTING

MONTH	AVG	G	AB	R	H	TB	2B	3B	HR	RBI	BB	IBB	SO	SB	CS	OBP	SLG	OPS	SAC	SF	HBP	GIDP	LOB
MARCH	.300	1	40	8	12	16	2	1	0	8	9	0	12	5	0	.429	.400	.829	0	0	0	0	14
APRIL	.250	24	799	124	200	352	49	2	33	118	99	0	204	38	8	.337	.441	.778	1	11	11	24	156
MAY	.269	26	885	148	238	386	53	7	27	131	120	0	218	58	13	.366	.436	.802	1	6	19	28	198
JUNE	.282	4	142	23	40	60	8	0	4	20	21	0	37	7	1	.376	.423	.799	2	1	1	5	35
JULY																							
AUGUST																							
SEPTEMBER																							
TOTAL	.263	55	1866	303	490	814	112	10	64	277	249	0	471	108	22	.356	.436	.792	4	18	31	57	403

PITCHING

MONTH	W	L	ERA	G	GS	CG	SHO	GF	HLD	SV	SVO	IP	H	R	ER	HR	HB	BB	SO	WP	BK	WHIP	AVG
MARCH	1	0	6.00	1	1	0	0	1	0	1	1	9.0	11	6	6	1	1	2	7	0	1	1.44	.297
APRIL	9	15	5.65	24	24	0	0	24	11	3	7	212.0	238	149	133	30	17	104	198	16	2	1.61	.284
MAY	12	14	5.61	26	26	0	1	26	17	6	12	229.1	247	162	143	46	15	126	235	13	1	1.63	.278
JUNE	1	3	6.81	4	4	0	0	4	1	0	2	37.0	38	31	28	5	0	26	38	3	0	1.73	.260
JULY																							
AUGUST																							
SEPTEMBER																							
TOTAL	23	32	5.73	55	55	0	1	55	29	10	22	487.1	534	348	310	82	33	258	478	32	4	1.63	.279

2023 WALK-OFF TRACKER (1 FOR, 5 AGAINST)

GAME #	DATE	OPPONENT	FINAL (INN.)	PLAYER	WINNING RUN	PITCHER	HOW	OUTS	COUNT
23	April 28	@ Nashville	L, 4-3 (9)	Brian Navarreto	Skye Bolt	Josh Dye	Throwing error by 3B Maikel Garcia	2	1-0
24	April 29	@ Nashville	L, 6-5 (10)	Keston Hiura	Eddy Alvarez	Evan Sisk	Infield single to SS Angelo Castellano	1	2-1
33	May 10	@ Scranton/WB	L, 4-3 (9)	Michael Hermosillo	Michael Hermosillo	Dylan Coleman	Solo home run to LF	0	2-1
36	May 13	@ Scranton/WB	L, 8-6 (9)	Ben Rortvedt	Estevan Florial	Brooks Kriske	3-run home run to RCF	1	2-2
45	May 24	@ Toledo	L, 6-5 (9)	Jose Miranda	Andrew Stevenson	Brooks Kriske	RBI single to LF	0	1-1
53	June 2	vs. Memphis	W, 10-9 (10)	Dairon Blanco	Brewer Hicklen	Jake Walsh	Sacrifice fly to RF	1	2-2

Bold Indicates Omaha Walk-Off Win

2023 STORM CHASERS EJECTIONS (4)

DATE	INNING	WHO (POSITION) / # IN 2023	WHY	UMPIRE (POSITION)
1. April 21 vs. Gwinnett	▼ 6	Mike Jirschele (Manager) / 1st	Balls/Strikes	Takahito Matsuda (Home Plate)
2. April 21 vs. Gwinnett	▲ 7	Dane Johnson (Pitching Coach) / 1st	Balk	Takahito Matsuda (Home Plate)
3. April 21 vs. Gwinnett	▼ 8	CJ Alexander (Designated Hitter) / 1st	Balls/Strikes	Takahito Matsuda (Home Plate)
4. May 11 @ Scranton/WB	▼ 9	Mike Jirschele (Manager) / 2nd	Hit By Pitch	Robert Nunez (Home Plate)

ABS CHALLENGE TRACKER (19-FOR-54 / 35.2%)

#	GM # - DATE	OPPONENT	PLAYER CHALLENGING	POSITION	INNING	CALL (COUNT)	OVERTURNED?	PLAY RESULT (COUNT)	OPPONENT	UMPIRE
1.	23 - April 28	@ Nashville	Logan Porter	Catcher	▼ 6	Ball (0-0)	No	Lineout, L9 (1-1)	Thomas Pannone (P)	Paul Clemons
2.	23 - April 28	@ Nashville	Maikel Garcia	Batter	▲ 8	Strike (1-0)	No	Groundout, 5-4 (1-1)	Thomas Pannone (P)	Paul Clemons
3.	29 - May 5	vs. Louisville	Jakson Reetz	Catcher	▲ 8	Ball (0-0)	No	Walk (3-0)	Chuckie Robinson (C)	Tyler Jones
4.	29 - May 5	vs. Louisville	Jakson Reetz	Catcher	▲ 9	Ball (1-0)	No	Strikeout Looking (2-2)	T.J. Hopkins (LF)	Tyler Jones
5.	31 - May 7	vs. Louisville	Dairon Blanco	Batter	▼ 2	Strike (3-2)	No	Strikeout Looking (3-2)	Andrew Abbott (P)	Randy Rosenberg
6.	31 - May 7	vs. Louisville	Brewer Hicklen	Batter	▼ 3	Strike (3-2)	YES	Walk (3-2)	Andrew Abbott (P)	Randy Rosenberg
7.	31 - May 7	vs. Louisville	Jakson Reetz	Catcher	▼ 4	Ball (3-2)	No	Strikeout Looking (3-2)	Nick Martini (RF)	Randy Rosenberg
8.	31 - May 7	vs. Louisville	Logan Porter	Batter	▼ 5	Strike (3-2)	No	Strikeout Looking (3-2)	Andrew Abbott (P)	Randy Rosenberg
9.	35 - May 12	@ Scranton/WB	Jakson Reetz	Catcher	▼ 5	Ball (0-0)	YES	Lineout, L9 (0-2)	Carlos Narvaez (C)	Dillon Wilson
10.	35 - May 12	@ Scranton/WB	Jakson Reetz	Catcher	▼ 7	Ball (2-1)	YES	Strikeout Looking (2-2)	Jamie Westbrook (2B)	Dillon Wilson
11.	35 - May 12	@ Scranton/WB	Jakson Reetz	Batter	▲ 8	Strike (1-1)	No	Strikeout Swinging (1-2)	Matt Bowman (P)	Dillon Wilson
12.	35 - May 12	@ Scranton/WB	Nick Wittgren	Pitcher	▼ 9	Ball (2-1)	No	Walk (3-2)	Jesus Bastidas (SS)	Dillon Wilson
13.	36 - May 13	@ Scranton/WB	Jackson Kowar	Pitcher	▼ 9	Ball (3-2)	No	Walk (3-2)	Billy McKinney (CF)	Raul Moreno
14.	36 - May 13	@ Scranton/WB	Logan Porter	Catcher	▼ 9	Ball (0-0)	No	Home Run (2-2)	Ben Rortvedt (C)	Raul Moreno
15.	37 - May 14	@ Scranton/WB	Jakson Reetz	Catcher	▼ 3	Ball (3-2)	No	Walk (3-2)	Andrés Chaparro (3B)	Robert Nunez
16.	37 - May 14	@ Scranton/WB	Jakson Reetz	Catcher	▼ 5	Ball (3-2)	No	Walk (3-2)	Eljah Dunham (LF)	Robert Nunez
17.	37 - May 14	@ Scranton/WB	Jakson Reetz	Catcher	▼ 7	Ball (2-2)	YES	Strikeout Looking (2-2)	Franchy Cordero (RF)	Robert Nunez
18.	37 - May 14	@ Scranton/WB	Jakson Reetz	Catcher	▼ 8	Ball (1-1)	No	Single (2-1)	Estevan Florial (CF)	Robert Nunez
19.	41 - May 19	vs. Toledo	Daniel Mengden	Pitcher	▲ 5	Ball (1-0)	No	Flyout, F8 (2-0)	Corey Joyce (SS)	John Bacon
20.	42 - May 20	vs. Toledo	Jakson Reetz	Catcher	▲ 2	Ball (2-2)	YES	Strikeout Looking (2-2)	Donny Sands (C)	Jhonatan Biarreta
21.	42 - May 20	vs. Toledo	Jakson Reetz	Catcher	▲ 3	Ball (1-1)	YES	Groundout, 5-3 (1-2)	Justyn-Henry Malloy (3B)	Jhonatan Biarreta
22.	42 - May 20	vs. Toledo	Jakson Reetz	Batter	▼ 3	Strike (2-2)	No	Strikeout Looking (2-2)	Reese Olson (P)	Jhonatan Biarreta
23.	42 - May 20	vs. Toledo	Jakson Reetz	Catcher	▲ 6	Ball (2-0)	No	RBI Walk (3-2)	Justyn-Henry Malloy (3B)	Jhonatan Biarreta
24.	42 - May 20	vs. Toledo	Jakson Reetz	Catcher	▲ 6	Ball (3-0)	YES	RBI Walk (3-2)	Justyn-Henry Malloy (3B)	Jhonatan Biarreta
25.	42 - May 20	vs. Toledo	Jakson Reetz	Catcher	▲ 7	Ball (0-0)	No	Single (3-1)	Andre Lipcius (LF)	Jhonatan Biarreta
26.	43 - May 21	vs. Toledo	Jakson Reetz	Catcher	▲ 2	Ball (0-1)	YES	Walk (3-2)	Donny Sands (C)	Kelvis Velez
27.	43 - May 21	vs. Toledo	Angelo Castellano	Batter	▼ 4	Strike (0-1)	YES	Flyout, F8 (2-2)	Ashton Goudeau (P)	Kelvis Velez
28.	43 - May 21	vs. Toledo	Jakson Reetz	Catcher	▲ 5	Ball (0-1)	No	Hit By Pitch (2-2)	Donny Sands (C)	Kelvis Velez
29.	43 - May 21	vs. Toledo	Brewer Hicklen	Batter	▼ 5	Strike (1-0)	YES	Lineout, L7 (2-1)	Seth Elledge (P)	Kelvis Velez
30.	43 - May 21	vs. Toledo	Jakson Reetz	Catcher	▲ 6	Ball (1-1)	No	Lineout, L6 (2-2)	Justyn-Henry Malloy (DH)	Kelvis Velez
31.	43 - May 21	vs. Toledo	Dairon Blanco	Batter	▼ 6	Strike (3-2)	YES	Walk (3-2)	Seth Elledge (P)	Kelvis Velez
32.	43 - May 21	vs. Toledo	Drew Waters	Batter	▼ 6	Strike (0-2)	YES	Double (1-2)	Seth Elledge (P)	Kelvis Velez
33.	43 - May 21	vs. Toledo	Logan Porter	Batter	▼ 6	Strike (1-1)	YES	Walk (3-2)	Braden Bristo (P)	Kelvis Velez
34.	43 - May 21	vs. Toledo	Jakson Reetz	Catcher	▲ 9	Ball (1-0)	YES	Double Play, 5-4-3 (2-2)	Donny Sands (C)	Kelvis Velez
35.	47 - May 26	@ St. Paul	Jakson Reetz	Catcher	▼ 4	Ball (0-1)	No	Lineout, L5 (1-1)	Chris Williams (DH)	Derek Thomas
36.	47 - May 26	@ St. Paul	Jakson Reetz	Catcher	▼ 6	Ball (3-1)	YES	Strikeout Swinging (3-2)	Chris Williams (DH)	Derek Thomas
37.	47 - May 26	@ St. Paul	Jakson Reetz	Catcher	▼ 6	Ball (0-0)	YES	Groundout, 1-3 (0-1)	Andrew Bechtold (3B)	Derek Thomas
38.	47 - May 26	@ St. Paul	Jakson Reetz	Catcher	▼ 8	Ball (2-2)	No	Walk (3-2)	Hernan Perez (LF)	Derek Thomas
39.	47 - May 26	@ St. Paul	Jakson Reetz	Catcher	▼ 9	Ball (0-0)	No	Double (2-0)	Andrew Stevenson (CF)	Derek Thomas
40.	48 - May 27	@ St. Paul	Logan Porter	Catcher	▼ 4	Ball (1-2)	No	Flyout, F6 (2-2)	Andrew Stevenson (CF)	Darius Ghani
41.	48 - May 27	@ St. Paul	Jonah Dipoto	Pitcher	▼ 5	Ball (1-0)	YES	Strikeout Swinging (2-2)	Andrew Bechtold (2B)	Darius Ghani
42.	48 - May 27	@ St. Paul	Logan Porter	Catcher	▼ 8	Ball (0-0)	No	Fliedler's Chpoe, 6-4 (1-1)	Andrew Stevenson (CF)	Darius Ghani
43.	49 - May 28	@ St. Paul	Jakson Reetz	Catcher	▼ 3	Ball (0-0)	No	Single (2-2)	Jair Camargo (DH)	Mike Rains
44.	49 - May 28	@ St. Paul	Jakson Reetz	Catcher	▼ 5	Ball (0-1)	YES	Strikeout Swinging (0-2)	Alex De Goti (2B)	Mike Rains
45.	49 - May 28	@ St. Paul	Tyler Gentry	Batter	▲ 7	Strike (1-2)	No	Strikeout Looking (1-2)	Josh Winder (P)	Mike Rains
46.	49 - May 28	@ St. Paul	Jakson Reetz	Catcher	▼ 7	Ball (1-1)	No	Walk (3-2)	Ryan LaMarre (RF)	Mike Rains
47.	53 - June 2	vs. Memphis	Tucker Bradley	Batter	▼ 5	Strike (1-2)	No	Walk (3-2)	Andrew Suarez (P)	Paul Clemons
48.	53 - June 2	vs. Memphis	Brewer Hicklen	Batter	▼ 9	Strike (1-1)	No	Strikeout Swinging (1-2)	Jake Walsh (P)	Paul Clemons
49.	54 - June 3	vs. Memphis	Jakson Reetz	Catcher	▲ 2	Ball (1-0)	No	Single (2-0)	Taylor Motter (1B)	Cody Clark
50.	54 - June 3	vs. Memphis	Samad Taylor	Batter	▼ 6	Strike (0-1)	No	Strikeout Swinging (0-2)	Zack Thompson (P)	Cody Clark
51.	54 - June 3	vs. Memphis	Jakson Reetz	Catcher	▲ 7	Ball (2-2)	No	Strikeout Looking (3-2)	Aaron Antonini (DH)	Cody Clark
52.	55 - June 4	vs. Memphis	CJ Alexander	Batter	▼ 3	Strike (0-0)	No	Double Play, 6-4-3 (2-2)	Grant Black (P)	Mark Bass
53.	55 - June 4	vs. Memphis	Logan Porter	Catcher	▲ 6	Ball (0-0)	YES	Groundout, 6-3 (2-2)	Juniel Querecuto (CF)	Mark Bass
54.	55 - June 4	vs. Memphis	Jonah Dipoto	Pitcher	▲ 9	Ball (2-2)	No	RBI Walk (3-2)	Errol Robinson (3B)	Mark Bass

ABS CHALLENGES BY PLAYER

HITTERS - 37% (6-FOR-16)	TOTAL CHALLENGES	SUCCESSFUL CHALLENGES	SUCCESS RATE (%)
CJ Alexander	1	0	0%
Dairon Blanco	2	1	50%
Tucker Bradley	1	0	0%
Angelo Castellano	1	1	100%
Maikel Garcia	1	0	0%
Tyler Gentry	1	0	0%
Brewer Hicklen	3	2	67%
Logan Porter	2	1	50%
Jakson Reetz	2	0	0%
Samad Taylor	1	0	0%
Drew Waters	1	1	100%
CATCHERS - 36% (12-FOR-33)	TOTAL CHALLENGES	SUCCESSFUL CHALLENGES	SUCCESS RATE (%)
Logan Porter	5	1	20%
Jakson Reetz	28	11	39%
PITCHERS - 20% (1-FOR-5)	TOTAL CHALLENGES	SUCCESSFUL CHALLENGES	SUCCESS RATE (%)
Jonah Dipoto	2	1	50%
Jackson Kowar	1	0	0%
Daniel Mengden	1	0	0%
Nick Wittgren	1	0	0%

ABS CHALLENGES BY GAME

DATE	TOTAL	SUCCESSFUL	SUCCESS RATE (%)	DATE	TOTAL	SUCCESSFUL	SUCCESS RATE (%)
April 28	2	0	0%	June 2	2	0	0%
May 5	2	0	0%	June 3	3	0	0%
May 6	0	0	-	June 4	3	1	33%
May 7	4	1	25%	June 9			
May 12	4	2	50%	June 10			
May 13	2	0	0%	June 11			
May 14	4	1	25%				
May 19	1	0	0%				
May 20	6	3	50%				
May 21	9	7	78%				
May 26	5	2	40%				
May 27	3	1	33%				
May 28	3	1	33%				

ABS CHALLENGES BY COUNT

COUNT	TOTAL CHALLENGES	SUCCESSFUL CHALLENGES	SUCCESS RATE (%)
0-0 Count	11	2	18%
0-1 Count	6	3	50%
0-2 Count	1	1	100%
1-0 Count	7	3	43%
1-1 Count	7	3	43%
1-2 Count	3	0	0%
2-0 Count	1	0	0%
2-1 Count	2	1	50%
2-2 Count	6	2	33%
3-0 Count	1	1	100%
3-1 Count	1	1	100%
3-2 Count	8	2	25%

ABS CHALLENGES BY INNING

INNING	CHALLENGES	SUCCESSFUL CHALLENGES	SUCCESS RATE (%)
1st Inning	0	-	-
2nd Inning	4	2	50%
3rd Inning	6	2	33%
4th Inning	4	1	25%
5th Inning	9	4	44%
6th Inning	11	7	64%
7th Inning	6	2	33%
8th Inning	6	0	0%
9th Inning	8	1	13%
Extras	0	-	-



PITCHING

vs. Left-Handed Starter	7-10
vs. Right-Handed Starter	16-22
WITH Left-Handed Starter	12-13
WITH Right-Handed Starter	11-19

0-4 strikeouts	0-1
5-9 strikeouts	15-20
10+ strikeouts	8-11

0 runs of support	0-11
1-4 runs of support	15-18
5-9 runs of support	8-4
10+ runs of support	

SCORING

1-Run Games	5-7
2-Run Games	4-4
3-4-Run Games	6-9
5+ Run Games	8-12

Extra Innings	2-1
Shutouts	1-1
Doubleheaders	

Scoring 0-2 Runs	1-12
3-5 Runs	3-13
6-9 Runs	11-6
10+ Runs	8-1

Opponent 0-2 Runs	7-0
3-5 Runs	7-8
6-9 Runs	9-17
10+ Runs	0-7

Scored in 1st Inning	9-9
Opponent scored in 1st	11-12
Scores first	10-13
Opponent scores first	13-19

HITTING

Omaha 0-5 hits	2-8
6-9 hits	4-15
10+ hits	17-9

Opponent 0-5 hits	2-2
6-9 hits	13-9
10+ hits	8-21

Out-hit opponent	15-8
Out-hit by opponent	6-22
Hits are tied	2-2

Hit 0 home runs	6-13
1 home run	7-13
2 home runs	3-4
3+ home runs	7-2

Opponent hit 0 home runs	8-6
1 home run	8-10
2 home runs	6-7
3+ home runs	1-9

Leave 0-5 runners on base	4-11
6-9 on base	16-16
10+ on base	3-5

Opponent leaves 0-5 runners on base	2-6
6-9 on base	13-20
10+ on base	8-6

Steals 0 bases	5-12
1 base	2-4
2 bases	5-9
3+ bases	11-7

Opponent steals 0 bases	9-14
1 base	9-12
2 bases	5-4
3+ bases	1-4

FIELDING

Made 0 errors	16-10
1 error	3-14
2 errors	2-5
3+ errors	2-3

Opponent made 0 errors	6-13
1 error	7-13
2 errors	6-5
3+ errors	4-1

LONGEST WIN STREAK	
LONGEST LOSING STREAK	
LONGEST HOME WINNING STREAK	
LONGEST HOME LOSING STREAK	
LONGEST ROAD WINNING STREAK	
LONGEST ROAD LOSING STREAK	
LARGEST MARGIN OF VICTORY	
LARGEST MARGIN OF DEFEAT	
LONGEST GAME, INNINGS	
LONGEST GAME, TIME	
LONGEST 9-INNING GAME, TIME	
SHORTEST 9-INNING GAME, TIME	
SHORTEST GAME, TIME	
LARGEST COMEBACK WIN	
LARGEST MARGIN OF LEAD SURRENDERED (LOSS)	
MOST ERRORS, TEAM	
MOST ERRORS, PLAYER	
LARGEST CROWD, HOME	
LARGEST CROWD, ROAD	
WARMEST FIRST PITCH	
COLDEST FIRST PITCH	

MOST RUNS SCORED, GAME	
MOST RUNS SCORED, INNING	
MOST CONSECUTIVE INNINGS SCORED	
FEWEST HITS, GAME	
MOST HITS, GAME	
MOST DOUBLES, GAME	
MOST TRIPLES, GAME	
MOST HOME RUNS, GAME	
MOST EXTRA-BASE HITS, GAME	
MOST RBI, GAME	
MOST RUNNERS LOB, GAME	
MOST TOTAL BASES, GAME	
MOST WALKS, GAME	
MOST STRIKEOUTS, GAME	
FEWEST STRIKEOUTS, GAME	
MOST STOLEN BASES, GAME	
MOST HIT BY PITCHES	

MOST RUNS, GAME	
MOST HITS, GAME	
MOST DOUBLES, GAME	
MOST TRIPLES, GAME	
MOST HOME RUNS, GAME	
MOST RBI, GAME	
MOST WALKS, GAME	
MOST STRIKEOUTS, GAME	
MOST STOLEN BASES, GAME ^	
MOST HIT BY PITCHES, GAME	

MOST RUNS ALLOWED, GAME	
MOST RUNS ALLOWED, INNING	
FEWEST HITS ALLOWED, GAME	
MOST HITS ALLOWED, GAME	
FEWEST STRIKEOUTS, GAME	
MOST STRIKEOUTS, GAME	
FEWEST WALKS ALLOWED, GAME	
MOST WALKS ALLOWED, GAME	
MOST HOME RUNS ALLOWED, GAME	

MOST RUNS ALLOWED, GAME	
MOST EARNED RUNS ALLOWED, GAME ^	
FEWEST HITS ALLOWED, GAME (STARTER)	
MOST HITS ALLOWED, GAME	
MOST HOME RUNS ALLOWED, GAME ^	
MOST STRIKEOUTS	
MOST CONSECUTIVE STRIKEOUTS	
MOST WALKS ALLOWED, GAME	
MOST HIT BATTERS, GAME	
MOST INNINGS PITCHED, STARTER	
MOST PITCHES THROWN, STARTER	
MOST INNINGS PITCHED, RELIEVER	
MOST PITCHES THROWN, RELIEVER	

^ Indicates All-Time Storm Chasers Record Tied

TEAM HIGHS

3 Games (2x)	Last: May 17 - May 19
5 Games	April 18 - April 22
2 Games (3x)	Last: May 21, May 30
3 Games	April 4 - April 6
5 Games	April 18 - April 22
2 Games (5x)	Last: May 27 - May 28
11 Runs	4/1 @ Indianapolis (12-1 Win)
13 Runs (2x)	Last: 5/27 @ St. Paul (14-1 Loss)
11 Innings	5/11 @ Scranton/Wilkes-Barre (4-3 Win)
3:23	6/2 vs. Memphis (10-9 Win, 10 Innings)
3:16	4/14 @ Iowa (11-8 Win)
2:14 (2x)	Last: 5/5 vs. Louisville (6-2 Win)
2:14 (2x)	Last: 5/5 vs. Louisville (6-2 Win)
6 Runs, After 4th	5/6 vs. Louisville (11-9 Win)
5 Runs, After 7th	6/4 vs. Memphis (6-5 Loss)
3 (3x)	Last: 4/23 vs. Gwinnett (5-3 Win)
3, Angelo Castellano	5/27 @ St. Paul (14-1 Loss)
6,882	5/20 vs. Toledo (4-1 Loss)
9,833	4/29 @ Nashville (6-5 Loss, 10 Innings)
88 Degrees	6/3 vs. Memphis (4-2 Loss)
35 Degrees	4/5 vs. Toledo (7-6 Loss)

OFFENSIVE HIGHS

16	5/17 vs. Toledo (16-8 Win)
7 (2x)	Last: 1st Inning, 5/17 vs. Toledo (16-8 Win)
5 (2x)	Last: 4th-8th Innings, 5/17 vs. Toledo (16-8 Win)
2	5/20 vs. Toledo (4-1 Loss)
18	5/17 vs. Toledo (16-8 Win)
7	5/17 vs. Toledo (16-8 Win)
1 (10x)	Last: 5/30 vs. Memphis (7-6 Win)
4 (3x)	Last: 5/21 vs. Toledo (8-6 Win)
10	5/17 vs. Toledo (16-8 Win)
15	5/17 vs. Toledo (16-8 Win)
15	5/16 vs. Toledo (9-2 Loss)
34	5/17 vs. Toledo (16-8 Win)
11	4/20 vs. Gwinnett (9-3 Loss)
16	5/20 vs. Toledo (4-1 Loss)
7	4/13 @ Iowa (14-1 Loss)
4	5/26 @ St. Paul (6-4 Win)
4	5/6 vs. Louisville (11-9 Win)

INDIVIDUAL OFFENSIVE HIGHS

3 (8x)	Last: Tyler Gentry, 5/30 vs. Memphis (7-6 Win)
4 (7x)	Last: Dairon Blanco, 6/2 vs. Memphis (10-9 Win, 10 Innings)
2 (6x)	Last: Drew Waters, 5/23 @ St. Paul (6-1 Win)
1 (10x)	Last: Nate Eaton, 5/30 vs. Memphis (7-6 Win)
2 (3x)	Last: Drew Waters, 5/21 vs. Toledo (8-6 Win)
6, Freddy Fermin	4/8 vs. Toledo (13-8 Win)
3 (8x)	Last: Logan Porter, 6/4 vs. Memphis (6-5 Loss)
4 (3x)	Last: Samad Taylor, 5/31 vs. Memphis (9-4 Loss)
4 (2x)	Last: Dairon Blanco, 5/25 @ St. Paul (8-6 Loss)
2 (2x)	Last: Dairon Blanco, 5/25 @ St. Paul (8-6 Loss)

PITCHING HIGHS

14 (3x)	Last: 5/27 @ St. Paul (14-1 Loss)
9, 7th Inning	5/28 @ St. Paul (10-6 Loss)
3	5/18 vs. Toledo (9-0 Win)
18	5/9 @ Scranton/Wilkes-Barre (14-2 Loss)
3	4/18 vs. Gwinnett (4-1 Loss)
15	5/11 @ Scranton/Wilkes-Barre (4-3 Win, 11 Innings)
1 (3x)	Last: 6/3 vs. Memphis (4-2 Loss)
11	6/1 vs. Memphis (12-6 Loss)
6 (2x)	Last: 5/31 vs. Memphis (9-4 Loss)

INDIVIDUAL PITCHING HIGHS

11, Jonathan Heasley	4/13 @ Iowa (14-1 Loss)
11, Jonathan Heasley	4/13 @ Iowa (14-1 Loss)
1 (4x)	Last: Drew Parrish (4.0 IP), 5/20 vs. Toledo (4-1 Loss)
11, Jonathan Heasley	5/21 vs. Toledo (8-6 Win)
5 (2x)	Last: Austin Cox, 5/31 vs. Memphis (9-4 Loss)
8 (2x)	Last: Jonathan Heasley, 5/27 @ St. Paul (14-1 Loss)
3 (9x)	Last: Brooks Kriske, 5/11 @ Scranton/Wilkes-Barre (4-3 Win, 11 Innings)
5, Drew Parrish	5/20 vs. Toledo (4-1 Loss)
2 (3x)	Last: James McArthur, 5/20 vs. Toledo (4-1 Loss)
7.0, Jonathan Heasley	4/19 vs. Gwinnett (6-2 Loss)
104, Jonathan Heasley	4/25 @ Nashville (8-3 Loss)
3.2, Marcelo Martinez	4/29 @ Nashville (6-5 Loss, 10 Innings)
65, Austin Cox	4/6 vs. Toledo (8-5 Loss)

* Indicates All-Time Storm Chasers Record Set

STATCAST LEADERS

LONGEST MEASURED HOMER DISTANCE (TOP 5)			HIGHEST BATTED BALL EXIT VELOCITY (TOP 5)			HIGHEST PITCH VELOCITY (TOP 5)			HIGHEST PITCH SPIN RATE (TOP 5)		
Player	Distance (Pitcher)	Date	Player	Exit Velo (Batted Ball Type)	Date	Player	Pitch Velo (Pitch Result)	Date	Player	Spin Rate (Pitch Type)	Date
Tyler Gentry	471 (2-Run off Connor Thomas)	5/30 vs. MEM	CJ Alexander	115.3 (Double vs. Reese Olson)	4/7 vs. TOL	Jackson Kowar	99.3 (Justin Dean, Ball)	4/18 vs. GWN	Josh Dye	3,329 (81.2MPH Changeup vs. Joe Hudson)	4/21 vs. GWN
Dairon Blanco	455 (Solo off Simeon Woods Richardson)	5/23 @ STP	Drew Waters	111.8 (Double vs. Sam Clay)	5/19 vs. TOL	Josh Staumont	99.1 (Jermaine Palacios, Strikeout)	4/9 vs. TOL	Jon Heasley	3,090 (93.8MPH 45-Fastball vs. Abraham Toro)	4/30 @ NAS
Brewer Hicklen	443 (3-Run off Miguel Diaz)	5/18 vs. TOL	Brewer Hicklen	110.4 (Double vs. Robert Gasser)	4/30 @ NAS	Jackson Kowar	99.0 (Justin Dean, Walk)	4/18 vs. GWN	Josh Staumont	3,058 (81.0MPH Curveball vs. Miguel Andujar)	3/31 @ IND
Nick Loftin	433 (3-Run off Brent Headrick)	5/24 @ STP	CJ Alexander	109.9 (Home Run vs. Mitch Spence)	5/14 @ SWB	Josh Staumont	98.9 (Jermaine Palacios, Foul Ball)	4/9 vs. TOL	Jonah Dipoto	3,010 (80.5MPH Curveball vs. Kramer Robertson)	5/31 vs. MEM
Freddy Fermin	428 (2-Run off Ashton Goudeau)	4/8 vs. TOL	Dairon Blanco	109.6 (Double Play vs. Kervin Castro)	4/7 vs. TOL	Josh Staumont	98.8 (Michael Papierski, Ball)	4/9 vs. TOL	Jonah Dipoto	3,008 (80.8MPH Slider vs. Masyn Winn)	5/31 vs. MEM



THE LAST TIME OMAHA...

THREW A PERFECT GAME.....	
THREW A 9-INNING NO-HITTER.....	6/20/1988 vs. Columbus (Luis Aquino, 2-0 win)
THREW A 7-INNING NO-HITTER.....	7/13/1990 @ Iowa [G1] (Gene Walter, 3-0 win)
THREW A COMBINED NO-HITTER.....	4/17/1997 vs. Oklahoma City (Jim Converse and Allen McMill, 2-0 win)
THREW A COMBINED 1-HITTER (9 INNINGS).....	8/26/2019 vs. Nashville (5-0 Win) Pitchers: Arnaldo Hernandez (8.0 IP), Gabe Speier (1.0 IP)
THREW A COMBINED 1-HITTER (7 INNINGS).....	
THREW A COMBINED 2-HITTER (9 INNINGS).....	6/12/2022 vs. Lehigh Valley (10-0 Win) Pitchers: Zack Greinke (5.0 IP), Andrés Núñez (1.0 IP), Marcelo Martínez (2.0 IP) & Brad Peacock (1.0 IP)
THREW A COMBINED 2-HITTER (7 INNINGS).....	
GOT NO-HIT (9 INNINGS).....	June 7, 2017 vs. Nashville (4-0 Loss) Pitchers: Chris Smith, Sean Doolittle, Tucker Healy and Simon Castro
GOT NO-HIT (LESS THAN 9 INNINGS).....	6/29/2008 vs. Oklahoma [G1] (Dustin Nippert, 2-0 loss)
GOT 1-HIT.....	8/15/2021 vs. Iowa (10-0 Loss)
GOT 2-HIT.....	5/20/2023 vs. Toledo (4-1 Loss)
THREW A COMBINED 9-INNING SHUTOUT.....	5/18/2023 vs. Toledo (9-0 Win) Pitchers: Austin Cox (5.0 IP), Evan Sisk (1.0 IP), Dylan Coleman (1.0 IP), Collin Snider (1.0 IP), Nick Wittgren (1.0 IP)
THREW SHUTOUTS IN 3 STRAIGHT GAMES.....	8/7/2018 vs. Salt Lake and 8/9 and 8/10/2018 @ Round Rock (5-0, 9-0, 2-0)
THREW BACK-TO-BACK SHUTOUTS.....	8/9 and 8/10/2018 @ Round Rock (9-0 Win & 2-0 Win)
GOT SHUT OUT (9 INNINGS).....	4/26/2023 @ Nashville (16-0 Loss)
GOT SHUT OUT IN BACK-TO-BACK GAMES.....	7/23 and 7/24/2022 vs. Iowa (10-0 Loss, 7-0 Loss)
GOT SHUT OUT IN 3 STRAIGHT GAMES.....	N/A (Since 2005)
GOT SHUT OUT (LESS THAN 9 INNINGS).....	5/28, 2022 @ Louisville [G2] (3-0 Loss)
WON 10 GAMES IN A ROW.....	June 5 to June 16, 2012
WON 9 GAMES IN A ROW.....	May 22 to June 1, 2021
WON 8 GAMES IN A ROW.....	May 23 to May 30, 2010
WON 7 GAMES IN A ROW.....	July 21 to July 26, 2015
WON 6 GAMES IN A ROW.....	August 25 to August 31, 2021
LOST 10 GAMES IN A ROW.....	August 6 to August 16, 2006
LOST 8 GAMES IN A ROW.....	June 6 to June 14, 2016
LOST 7 GAMES IN A ROW.....	April 20 to April 28, 2019
LOST 6 GAMES IN A ROW.....	May 4 to May 9, 2018
STRUCK OUT 19+ OPPOSING HITTERS.....	5/6/2021 vs. St. Paul (19)
STRUCK OUT 17+ OPPOSING HITTERS.....	5/6/2021 vs. St. Paul (19)
STRUCK OUT 15+ OPPOSING HITTERS.....	5/11/2023 @ Scranton/Wilkes-Barre (15)
STRUCK OUT 10+ OPPOSING HITTERS.....	6/4/2023 vs. Memphis (11)
SCORED 20+ RUNS IN ONE GAME.....	7/4/2022 vs. Toledo (20)
SCORED 15+ RUNS IN ONE GAME.....	7/4/2022 vs. Toledo (20)
SCORED 10+ RUNS IN ONE GAME.....	6/2/2023 vs. Memphis (10)
ALLOWED 20+ RUNS IN ONE GAME.....	9/11/2021 @ St. Paul (21)
ALLOWED 15+ RUNS IN ONE GAME.....	9/11/2022 vs. Indianapolis (19)
ALLOWED 10+ RUNS IN ONE GAME.....	6/1/2023 vs. Memphis (12)
HAD 27+ HITS IN ONE GAME.....	7/4/2022 vs. Toledo (27)
HAD 25+ HITS IN ONE GAME.....	7/4/2022 vs. Toledo (27)
HAD 20+ HITS IN ONE GAME.....	7/4/2022 vs. Toledo (27)
HAD 15+ HITS IN ONE GAME.....	5/17/2023 vs. Toledo (18)
HAD 10+ HITS IN ONE GAME.....	6/4/2023 vs. Memphis (12)
ALLOWED 22+ HITS IN ONE GAME.....	8/2/2019 @ Reno (23)
ALLOWED 20+ HITS IN ONE GAME.....	8/2/2019 @ Reno (23)
ALLOWED 15+ HITS IN ONE GAME.....	5/27/2023 @ St. Paul (16)
ALLOWED 10+ HITS IN ONE GAME.....	6/2/2023 vs. Memphis (13)
WALKED 14+ TIMES IN ONE GAME.....	4/14/2022 vs. Louisville (14)
WALKED 10+ TIMES IN ONE GAME.....	4/20/2023 vs. Gwinnett (11)
WALKED 8+ TIMES IN ONE GAME.....	5/26/2023 @ St. Paul (8)
ALLOWED 13+ WALKS IN ONE GAME.....	5/8/2007 vs. Sacramento (13)
ALLOWED 10+ WALKS IN ONE GAME.....	6/1/2023 vs. Memphis (11)
ALLOWED 8+ WALKS IN ONE GAME.....	6/1/2023 vs. Memphis (11)
HIT 9+ HOME RUNS IN A GAME.....	7/3/2022 vs. Toledo (9)
HIT 7+ HOME RUNS IN A GAME.....	7/3/2022 vs. Toledo (9)
HIT 5+ HOME RUNS IN A GAME.....	7/3/2022 vs. Toledo (9)
HIT 3+ HOME RUNS IN A GAME.....	6/1/2023 vs. Memphis (3)
ALLOWED 7+ HOME RUNS IN A GAME.....	9/5/2021 vs. Toledo (7)
ALLOWED 5+ HOME RUNS IN A GAME.....	5/31/2023 vs. Memphis (6)
ALLOWED 3+ HOME RUNS IN A GAME.....	6/1/2023 vs. Memphis (3)
HAD 2 PLAYERS HIT 2 HOME RUNS IN A GAME.....	Nate Eaton & Roman Quinn, 7/4/2022 vs. Toledo (20-6 win)
HIT BACK-TO-BACK HOME RUNS.....	4/5/2023 vs. Toledo (17-0 win) Tyler Gentry (3-run) & Logan Porter (solo)
HIT 3 STRAIGHT HOME RUNS.....	5/21/2021 @ Iowa, 9th Inning (9-8 loss) Anderson Miller (2-run), Sebastian Rivero (solo), Gabriel Cancel (solo)
SCORED 10+ RUNS IN AN INNING.....	12 Runs, 2nd Inning – 4/8/2019 @ Memphis (14-3 win)
SCORED 7+ RUNS IN AN INNING.....	7 Runs, 1st Inning – 5/17/2023 vs. Toledo (16-8 win)
SCORED 5+ RUNS IN AN INNING.....	6 Runs, 5th Inning – 6/2/2023 vs. Memphis (10-9 win)
SCORED 5+ RUNS IN AN EXTRA INNING.....	6 Runs, 11th Inning – 8/3/2021 @ Columbus (11-7 win)
ALLOWED 10+ RUNS IN AN INNING.....	10 Runs, 6th Inning – 7/16/2012 vs. Oklahoma City (16-0 loss)
ALLOWED 7+ RUNS IN AN INNING.....	7 Runs, 4th Inning – 6/2/2023 vs. Memphis (10-9 win)
ALLOWED 5+ RUNS IN AN INNING.....	7 Runs, 4th Inning – 6/2/2023 vs. Memphis (10-9 win)
ALLOWED 5+ RUNS IN AN EXTRA INNING.....	6 Runs, 12th Inning – 7/7/2017 vs. Colorado Springs (8-4 loss)
WON A GAME BY 15+ RUNS.....	14 Runs – 7/4/2023 vs. Toledo (20-6 win)
WON A GAME BY 10+ RUNS.....	11 Runs – 4/1/2023 vs. Indianapolis (12-1 win)
LOST A GAME BY 15+ RUNS.....	16 Runs – 9/11/2022 vs. Indianapolis (19-3 loss)
LOST A GAME BY 10+ RUNS.....	14 Runs – 5/27/2023 @ St. Paul (14-1 loss)
SCORED 12+ RUNS IN CONSECUTIVE GAMES.....	9/25/2021 and 9/26/2021 vs. Indianapolis (12-3 Win & 17-12 loss)
SCORED 10+ RUNS IN CONSECUTIVE GAMES.....	6/26/2022 vs. Columbus & 6/28/2022 @ St. Paul (17-4 Win, 11-2 win)
SCORED JUST ONE RUN WITHOUT AN RBI.....	5/4/2019 vs. Iowa (6-1 loss)
SCORED MULTIPLE RUNS WITHOUT AN RBI.....	4/30/2018 @ Iowa (10-3 loss)
SCORED MORE RUNS THAT RECORDED HITS.....	4/8/2023 vs. Toledo (13-8 win, 13 R on 12 H)
TURNED 6 DOUBLE PLAYS IN ONE GAME.....	8/25/08 vs. New Orleans
TURNED 5 DOUBLE PLAYS IN ONE GAME.....	4/1/2023 @ Indianapolis
TURNED 4 DOUBLE PLAYS IN ONE GAME.....	5/9/2023 @ Scranton/Wilkes-Barre
TURNED 3+ DOUBLE PLAYS IN ONE GAME.....	6/2/2023 vs. Memphis (3)
TURNED A TRIPLE PLAY.....	5/13/1992 @ Denver, 1st Inning (3-2 win) 5-4-3 (Fielders: Sean Berry to Stu Cole to Jeff Conine Batter: Jim Tatum)
HIT INTO A TRIPLE PLAY.....	4/17/2015 vs. New Orleans, Cheslor Cuthbert, 1st Inning (5-3 loss) 5-3-4-6-5-3 (Fielders: Derek Dietrich to Justin Bour to Scott Sizemore to Miguel Rojas to Dietrich to Bour)
COMMITTED 6 ERRORS.....	5/10/2012 @ Sacramento
COMMITTED 5 ERRORS.....	4/16/2006 @ Memphis
COMMITTED 4 ERRORS.....	6/29/2022 @ St. Paul
COMMITTED 3+ ERRORS.....	5/27/2023 @ St. Paul (3)
EVERY STORM CHASER IN THE STARTING LINEUP HAD A HIT.....	6/4/2023 vs. Memphis
EVERY STORM CHASER IN THE STARTING LINEUP SCORED A RUN.....	4/1/2023 vs. Indianapolis
EVERY STORM CHASER IN THE STARTING LINEUP HAD A HIT AND SCORED A RUN.....	
LINEUP BATTED AROUND TWICE IN ONE GAME.....	
WON ON THE LAST AT-BAT OF THE GAME (WALK-OFF WIN).....	6/2/2023 vs. Memphis (10-9 Win, 10 innings)
LOST ON THE LAST AT-BAT OF THE GAME (WALK-OFF LOSS).....	5/24/2023 @ St. Paul (6-5 Loss, 9 innings)
PLAYED BACK-TO-BACK EXTRA-INNING GAMES.....	7/2 and 7/3/2019 @ Round Rock (7-6 Loss & 9-8 Loss, both 10 innings)
WON BOTH GAMES OF A DOUBLEHEADER.....	8/22/2022 vs. Scranton/Wilkes-Barre (9-4 Win & 12-10 Win)
PITCHED SHUTOUTS IN BOTH GAMES OF A DOUBLEHEADER.....	N/A (Since 2005)
LOST BOTH GAMES OF A DOUBLEHEADER.....	8/29/2018 vs. Colorado Springs (3-2 Loss & 7-0 Loss)
SHUT OUT IN BOTH GAMES OF A DOUBLEHEADER.....	6/2/2013 vs. Memphis (7-0 Loss, 5-0 Loss)
OPPOSING HITTER HAD A 3-HOMER GAME.....	Christian Encarnacion-Strand, 5/4/2023 vs. Louisville
OPPOSING HITTER HIT FOR THE A CYCLE.....	Matt McClain, 5/4/2023 vs. Louisville

THE LAST TIME AN OMAHA HITTER...

HAD 6 HITS IN ONE GAME.....	Matt Diaz, 7/27/2005 @ Portland
HAD 5 HITS IN ONE GAME.....	Dairon Blanco, 9/15/2022 @ Columbus
HAD 4 HITS IN ONE GAME.....	Dairon Blanco, 6/2/2023 vs. Memphis
HAD 3 HITS IN ONE GAME.....	Nate Eaton, 5/31/2023 vs. Memphis
HIT 3 HOME RUNS IN ONE GAME.....	Ryan McBroom, 6/13/2021 @ St. Paul
HIT 2 HOME RUNS IN ONE GAME.....	Drew Waters, 5/21/2023 vs. Toledo
HIT 2 TRIPLES IN ONE GAME.....	Angel Franco, 5/6/2016 @ Iowa
HIT 4 DOUBLES IN ONE GAME.....	Jordan Párraz, 5/18/2010 @ Las Vegas
HIT 3 DOUBLES IN ONE GAME.....	Dairon Blanco, 9/15/2022 @ Columbus
HIT 2 DOUBLES IN ONE GAME.....	Drew Waters, 5/23/2023 @ St. Paul
HIT 2 SACRIFICE FLIES IN ONE GAME.....	Samad Taylor, 4/30/2023 @ Nashville
HIT A GRAND SLAM.....	Brent Rooker, 9/26/2022 @ St. Paul
HIT AN INSIDE-THE PARK HOME RUN.....	Bobby Witt Jr., 9/8/2021 @ St. Paul
LED OFF A HOME GAME WITH A HOME RUN.....	Drew Waters, 8/3/2022 vs. St. Paul
LED OFF A ROAD GAME WITH A HOME RUN.....	Drew Waters, 8/16/2022 @ Louisville
HIT A PINCH-HIT HOME RUN.....	Elier Hernández, 5/22/2019 vs. Iowa
HIT A WALK-OFF HOME RUN.....	Nate Eaton, 5/31/2022 vs. Indianapolis
HIT A WALK-OFF GRAND SLAM.....	Jimmy Govea, 5/7/2022 vs. Columbus
HIT A WALK-OFF PINCH-HIT HOME RUN.....	Chad Santos, 8/23/2005 vs. New Orleans
HIT FOR THE CYCLE.....	Jimmy Paredes, 5/12/2014 vs. New Orleans
HAD 11 RBI IN ONE GAME.....	Mike Moustakas, 8/30/2010 vs. Round Rock
HAD 9 RBI IN ONE GAME.....	Brett Eibner, 4/9/2014 vs. Memphis
HAD 8 RBI IN ONE GAME.....	Jimmy Paredes, 5/12/2014 vs. New Orleans
HAD 7 RBI IN ONE GAME.....	Brett Hayes, 4/14/2013 vs. Nashville
HAD 6 RBI IN ONE GAME.....	Freddy Fermin, 4/8/2023 vs. Toledo
HAD 5 RBI IN ONE GAME.....	Jakson Reetz, 4/1/2023 @ Indianapolis
HAD 4 RBI IN ONE GAME.....	Nick Loftin, 5/5/2023 vs. Louisville
SCORED 5 RUNS IN ONE GAME.....	Brett Eibner, 5/12/2014 vs. New Orleans
SCORED 4 RUNS IN ONE GAME.....	Maikel García, 9/15/2022 @ Columbus
SCORED 3 RUNS IN ONE GAME.....	Tyler Gentry, 5/30/2023 vs. Memphis
WALKED 4 TIMES IN ONE GAME.....	MJ Melendez, 8/22/2022 vs. Columbus
WALKED 3 TIMES IN ONE GAME.....	Logan Porter, 6/4/2023 vs. Memphis
STOLE 4 BASES IN ONE GAME.....	Dairon Blanco, 5/25/2023 @ St. Paul
STOLE 3 BASES IN ONE GAME.....	Samad Taylor and Nate Eaton, 5/26/2023 @ St. Paul
STOLE 2 BASES IN ONE GAME.....	Dairon Blanco, 6/2/2023 vs. Memphis
STRUCK OUT 5 TIMES IN ONE GAME.....	Drew Waters, 8/10/2022 @ Toledo
STRUCK OUT 4 TIMES IN ONE GAME.....	Samad Taylor, 5/31/2023 vs. Memphis
STRUCK OUT 3 TIMES IN ONE GAME.....	Tyler Gentry, 6/2/2023 vs. Memphis
REACHED BASE 6 TIMES IN ONE GAME.....	Nicky Lopez, 7/27/2018 @ Fresno
REACHED BASE 5 TIMES IN ONE GAME.....	Dairon Blanco, 5/25/2023 @ St. Paul
REACHED BASE 4 TIMES IN ONE GAME.....	Samad Taylor and Logan Porter, 6/4/2023 vs. Memphis
REACHED BASE IN EVERY TRIP TO THE PLATE (6 PA).....	Brett Eibner, 4/9/2014 vs. Memphis
REACHED BASE IN EVERY TRIP TO THE PLATE (5 PA).....	Dairon Blanco, 5/25/2023 @ St. Paul
REACHED BASE IN EVERY TRIP TO THE PLATE (4 PA).....	Tyler Gentry, 5/30/2023 vs. Memphis
HAD 2 HOME RUNS IN THE SAME INNING.....	Brett Eibner: 5th inning, 5/12/2015 vs. Memphis
HAD 2 DOUBLES IN THE SAME INNING.....	Clay Dungan: 6th inning, 6/26/2022 vs. Columbus
HAD 2 HITS IN THE SAME INNING.....	Dairon Blanco: 5th Inning, 6/2/2023 vs. Memphis
REACHED 2 TIMES IN THE SAME INNING.....	Dairon Blanco: 5th Inning, 6/2/2023 vs. Memphis
SCORED 2 RUNS IN THE SAME INNING.....	Brewer Hicklen: 6th inning, 8/26/2022 vs. Scranton/WB
HIT HOME RUNS IN 6 STRAIGHT GAMES.....	Steve Sisco, June 13 to June 21, 1998
HIT HOME RUNS IN 5 STRAIGHT GAMES.....	Cory Aldridge, July 27 to August 8, 2009
HIT HOME RUNS IN 4 STRAIGHT GAMES.....	Nick Pratto, August 19 to August 22, 2021
HIT HOME RUNS IN 3 STRAIGHT GAMES.....	Brent Rooker, September 23 to September 26, 2022
HIT HOME RUNS IN BACK-TO-BACK GAMES.....	Nick Loftin, May 24 and May 25, 2023
HIT HOME RUNS IN BOTH GAMES OF A DOUBLEHEADER.....	Nick Pratto, 4/7/2022 @ Indianapolis
HIT HOME RUNS FROM BOTH SIDES OF THE PLATE, GAME.....	Tim Raines Jr., 8/20/2009 @ Tacoma
HIT HOME RUN IN FIRST OMAHA AT-BAT.....	Jakson Reetz, 8/28/2022 vs. Scranton/WB [G1]
HAD 2+ HITS IN 7 STRAIGHT GAMES.....	Johnny Givoutella, August 3 to August 14, 2014
HAD 2+ HITS IN 6 STRAIGHT GAMES.....	Dairon Blanco, September 10 to September 17, 2022
HAD 2+ HITS IN 5 STRAIGHT GAMES.....	MJ Melendez, September 25 to October 2, 2021
HAD A 20+ GAME HITTING STREAK.....	Frank Schwindel, 20 Games: July 22 to August 13, 2018
HAD A 18+ GAME HITTING STREAK.....	Frank Schwindel, 20 Games: July 22 to August 13, 2018
HAD A 16+ GAME HITTING STREAK.....	Frank Schwindel, 20 Games: July 22 to August 13, 2018
HAD A 14+ GAME HITTING STREAK.....	Dairon Blanco, 15 Games: May 15 to July 10, 2022
HAD A 12+ GAME HITTING STREAK.....	Dairon Blanco, 15 Games: May 15 to July 10, 2022
HAD A 40+ GAME REACHED BASE STREAK.....	Shane Costa, 46 Games: April 14 to August 8, 2007
HAD A 35+ GAME REACHED BASE STREAK.....	Alex Gordon, 39 Games: May 9 to June 19, 2010
HAD A 30+ GAME REACHED BASE STREAK.....	Freddy Fermin, 33 Games: August 3 to September 15, 2022
HAD A 25+ GAME REACHED BASE STREAK.....	Freddy Fermin, 33 Games: August 3 to September 15, 2022
HAD A 20+ GAME REACHED BASE STREAK.....	Freddy Fermin, 33 Games: August 3 to September 15, 2022

THE LAST TIME AN OMAHA PITCHER...

THREW A 1-HITTER (9 INNINGS).....	Luis Mendoza, 7/21/2011 @ Memphis
THREW A 1-HITTER (7 INNINGS).....	
THREW A 2-HITTER (9 INNINGS).....	Jeff Suppan, 6/21/2011 @ Nashville
THREW A 2-HITTER (7 INNINGS).....	Arnaldo Hernandez, 7/21/2018 vs. Round Rock [G1]
THREW A 9-INNING COMPLETE GAME SHUTOUT.....	Luis Mendoza, 7/18/2011 @ Memphis
THREW A 7-INNING COMPLETE GAME SHUTOUT.....	Jake Kalish, 7/2/2018 vs. Nashville [G1]
THREW A 5-INNING COMPLETE GAME SHUTOUT.....	Anthony Lerew, 8/31/2010 vs. Round Rock
THREW A 9-INNING COMPLETE GAME.....	Arnaldo Hernandez, 8/15/2018 vs. Oklahoma City
THREW AN 8-INNING COMPLETE GAME.....	John Lannan, 6/16/2016 @ Oklahoma City
THREW A 7-INNING COMPLETE GAME.....	Austin Cox, 8/28/2022 vs. Scranton/WB [G1]
THREW A 6-INNING COMPLETE GAME.....	Matt Wright, 8/8/2008 @ Nashville [G2]
THREW A 5-INNING COMPLETE GAME.....	Trevor Oaks, 8/6/2018 vs. Salt Lake
STRUCK OUT 12 IN A GAME.....	Jakob Junis, 5/26/2017 @ Nashville
STRUCK OUT 11 IN A GAME.....	John Lamb, 7/9/2014 vs. Iowa
STRUCK OUT 10 IN A GAME.....	Jackson Kowar, 7/3/2021 @ St. Paul
WALKED 7 IN A GAME.....	Josh Staumont, 5/24/2017 @ Nashville
WALKED 6 IN A GAME.....	Drew Parrish, 6/22/2022 vs. Columbus
WALKED 5 IN A GAME.....	Drew Parrish, 5/20/2023 vs. Toledo
ALLOWED 6 HOME RUNS IN A GAME.....	Matt Wright, 8/18/2007 vs. Albuquerque
ALLOWED 5 HOME RUNS IN A GAME.....	Austin Cox, 5/31/2023 vs. Memphis
ALLOWED 4 HOME RUNS IN A GAME.....	Jake Kalish, 9/24/2021 vs. Indianapolis
ALLOWED 3 HOME RUNS IN A GAME.....	Marcelo Martínez, 5/3/2023 vs. Louisville
ALLOWED 2 HOME RUNS IN A GAME.....	Anthony Veneziano, 5/30/2023 vs. Memphis
THREW 120+ PITCHES IN A GAME.....	Brett Tomko, 5/8/2014 @ Round Rock (127)
THREW 115+ PITCHES IN A GAME.....	Luke Farrell, 6/8/2017 vs. Nashville (116)
THREW 110+ PITCHES IN A GAME.....	Christian Binford, 9/3/2017 vs. Iowa (110)
THREW 100+ PITCHES IN A GAME.....	Max Castillo, 6/3/2023 vs. Memphis (100)
THREW 95+ PITCHES IN A GAME.....	Max Castillo, 6/3/2023 vs. Memphis (100)
THREW 90+ PITCHES IN A GAME.....	Max Castillo, 6/3/2023 vs. Memphis (100)
THREW A QUALITY START.....	Max Castillo, 4/28/2023 @ St. Paul
WON HIS OMAHA DEBUT.....	Alec Marsh, 9/23/2022 vs. Iowa
THREW A AN IMMACULATE INNING.....	Anthony Swarzak, 6/3/2021 vs. Iowa

														STORM CHASERS				OPPONENT			
GM #	MARCH	OPPONENT	SCORE	RECORD	STANDINGS	WIN	LOSS	SAVE	TEMP.	1ST PITCH	TIME	ATT.	HOME ATT.	R	H	E	LO	R	H	E	LO
1.	3/31	@ Indianapolis	W, 8-6	1-0	1st +0.5	C. Snider (1-0)	Y. De Los Santos (0-1)	J. Staumont (1)	66°	7:05 PM	2:54	8,095		8	12	0	14	6	11	2	7
														STORM CHASERS				OPPONENT			
GM #	APRIL	OPPONENT	SCORE	RECORD	STANDINGS	WIN	LOSS	SAVE	TEMP.	1ST PITCH	TIME	ATT.	HOME ATT.	R	H	E	LO	R	H	E	LO
2.	4/1	@ Indianapolis	W, 12-1	2-0	1st +1.0	D. Parrish (1-0)	C. Smith (0-1)	-	42°	1:37 PM	2:26	4,012		12	16	0	11	1	5	2	3
3.	4/2	@ Indianapolis	W, 8-3	3-0	1st +1.0	J. Kowar (1-0)	D. Zamora (0-1)	-	49°	1:36 PM	2:53	4,240		8	12	0	9	3	11	2	10
4.	4/4	TOLEDO	L, 9-2	3-1	2nd -0.5	B. White (1-0)	M. Castillo (0-1)	-	55°	6:42 PM	2:27	3,200	3,200	2	6	0	6	9	12	0	5
5.	4/5	TOLEDO	L, 7-6	3-2	2nd -1.0	T. Holton (1-0)	R. Weiss (0-1)	M. Díaz (2)	35°	12:07 PM	2:40	1,405	4,605	6	8	2	6	7	12	1	9
6.	4/6	TOLEDO	L, 8-5	3-3	3rd -2.0	J. Fry (1-0)	J. Kowar (1-1)	M. Del Pozo (1)	45°	12:06 PM	2:48	1,607	6,212	5	7	1	4	8	10	2	9
7.	4/7	TOLEDO	W, 9-4	4-3	2nd -1.0	J. Heasley (1-0)	R. Olson (0-2)	-	70°	6:35 PM	2:35	1,968	8,180	9	12	0	6	4	9	0	11
8.	4/8	TOLEDO	W, 13-8	5-3	2nd -0.5	M. Martinez (1-0)	M. Lorenzen (0-1)	-	71°	2:05 PM	2:49	2,070	10,250	13	12	3	4	8	13	0	12
9.	4/9	TOLEDO	L, 8-2	5-4	2nd -1.5	T. Holton (2-0)	M. Castillo (0-2)	-	73°	2:11 PM	2:57	2,119	12,369	2	6	3	12	8	13	0	11
10.	4/11	@ Iowa	L, 9-6	5-5	5th -2.5	R. Elias (1-0)	M. Mayers (0-1)	M. Rodriguez (1)	79°	6:38 PM	2:34	3,557		6	10	0	6	9	7	1	6
11.	4/12	@ Iowa	W, 10-6	6-5	5th -1.5	J. Kowar (2-0)	R. Thompson (0-1)	-	77°	12:09 PM	2:26	4,085		10	12	0	5	6	8	0	4
12.	4/13	@ Iowa	L, 14-1	6-6	6th -2.5	N. Neidert (1-1)	J. Heasley (1-1)	-	81°	6:38 PM	2:18	3,647		1	6	1	4	14	15	0	8
13.	4/14	@ Iowa	W, 11-8	7-6	6th -2.0	C. Snider (2-0)	M. Rodriguez (1-1)	N. Wittgren (1)	79°	7:09 PM	3:16	6,257		11	11	2	10	8	11	3	10
	4/15	@ Iowa	PPD/Rain (To be made up April 16)																		
14.	4/16	@ Iowa	Cancelled/Snow																		
15.	4/16	@ Iowa	Cancelled/Snow																		
14.	4/18	GWINNETT	L, 4-1	7-7	5th -3.0	T. Tice (2-0)	J. Kowar (2-2)	Y. Ríos (1)	70°	6:39 PM	2:24	1,703	14,072	1	7	1	8	4	6	0	8
15.	4/19	GWINNETT	L, 6-2	7-8	5th -4.0	B. Burrows (1-0)	J. Heasley (1-2)	-	70°	12:05 PM	2:15	6,641	20,713	2	6	0	5	6	10	0	3
16.	4/20	GWINNETT	L, 9-3	7-9	6th -4.5	B. Moran (1-0)	M. Castillo (0-3)	-	56°	6:37 PM	2:47	2,026	22,739	3	3	1	10	9	10	1	5
17.	4/21	GWINNETT	L, 7-3	7-10	7th -6.0	A. Winans (1-2)	E. Sisk (0-1)	-	44°	6:36 PM	3:01	2,041	24,780	3	9	2	9	7	11	0	8
18.	4/22	GWINNETT	L, 5-2	7-11	6th -7.0	D. Dodd (1-0)	A. Núñez (0-1)	Y. Ríos (2)	42°	2:06 PM	2:27	3,025	27,805	2	4	1	2	5	10	0	10
19.	4/23	GWINNETT	W, 5-3	8-11	6th -6.0	M. Mayers (1-1)	N. Kingham (0-3)	N. Wittgren (2)	49°	2:06 PM	2:23	2,046	29,851	5	12	3	6	3	8	0	9
20.	4/25	@ Nashville	L, 8-3	8-12	6th -7.0	R. Gasser (1-0)	J. Heasley (1-3)	-	67°	6:39 PM	2:14	4,127		3	5	1	3	8	11	0	6
21.	4/26	@ Nashville	L, 5-0	8-13	7th -8.0	C. Boushley (1-1)	M. Castillo (0-4)	-	68°	6:37 PM	2:27	5,455		0	4	0	5	5	11	1	8
22.	4/27	@ Nashville	W, 2-1	9-13	7th -7.0	A. Cox (1-0)	J. Junk (2-1)	N. Wittgren (3)	61°	7:19 PM	2:28 (4:44)	3,507		2	8	0	7	1	6	1	8
23.	4/28	@ Nashville	L, 4-3	9-14	7th -7.0	J. Bukauskas (1-0)	J. Dye (0-1)	-	69°	6:37 PM	2:26	6,707		3	5	1	3	4	7	1	4
24.	4/29	@ Nashville	L, 6-5 (10)	9-15	8th -8.0	L. Erceg (3-0)	E. Sisk (0-2)	-	70°	6:39 PM	2:58	9,833		5	8	0	6	6	13	1	15
25.	4/30	@ Nashville	W, 10-6	10-15	7th -7.0	A. Núñez (1-1)	J. Bukauskas (1-1)	-	61°	3:08 PM	3:00 (7:03)	9,469		10	11	1	9	6	9	3	9
APRIL Hitting Results: .250/.337/.441 (200-for-799), 49 2B, 2 3B, 33 HR, 124 R, 99 BB, 38 SB // APRIL Pitching Results: 9-15, 5.65 ERA (133 ER in 212.0 IP), 3/7 SV, 238 H, 30 HR, 104 BB, 198 K, 1.61 WHIP, .284 AVG																					
														STORM CHASERS				OPPONENT			
GM #	MAY	OPPONENT	SCORE	RECORD	STANDINGS	WIN	LOSS	SAVE	TEMP.	1ST PITCH	TIME	ATT.	HOME ATT.	R	H	E	LO	R	H	E	LO
26.	5/2	LOUISVILLE	L, 10-4	10-16	8th -8.0	A. Abbott (1-0)	M. Castillo (0-5)	-	57°	12:06 PM	2:57	2,024	31,875	4	6	0	10	10	14	2	8
27.	5/3	LOUISVILLE	L, 7-4	10-17	10th -9.0	B. Lively (4-0)	M. Martinez (1-1)	-	60°	11:07 AM	2:20	3,364	35,239	4	10	1	5	7	11	0	7
28.	5/4	LOUISVILLE	L, 12-10	10-18	10th -9.0	R. Wynne (1-1)	D. Parrish (1-1)	-	77°	6:36 PM	2:45	3,333	38,572	10	11	1	9	12	13	4	4
29.	5/5	LOUISVILLE	W, 6-2	11-18	10th -8.0	M. Mayers (2-1)	B. Williamson (1-4)	J. Kowar (1)	63°	6:36 PM	2:14	5,735	44,307	6	5	0	3	2	7	1	7
30.	5/6	LOUISVILLE	W, 11-9	12-18	8th -7.5	E. Sisk (1-2)	J. Kuhnel (0-1)	J. Cuas (1)	78°	6:37 PM	2:57	3,872	48,179	11	12	0	8	9	13	1	6
31.	5/7	LOUISVILLE	L, 4-3	12-19	9th -7.0	Z. Brown (1-1)	B. Kriske (0-1)	A. Busenitz (3)	82°	2:07 PM	2:46	2,469	50,648	3	8	0	7	4	6	0	8
32.	5/9	@ Scranton/WB	L, 14-2	12-20	9th -8.0	M. Spence (3-2)	D. Parrish (1-2)	-	68°	6:06 PM	2:20	3,053		2	4	1	2	14	18	1	7
33.	5/10	@ Scranton/WB	L, 4-3	12-21	10th -8.5	A. McGarity (3-0)	D. Coleman (0-1)	-	60°	11:05 AM	2:41	5,829		3	5	0	9	4	4	1	6
34.	5/11	@ Scranton/WB	W, 4-3 (11)	13-21	9th -8.5	A. Núñez (2-1)	D. Snelten (0-2)	-	76°	6:37 PM	3:02	3,691		4	4	0	6	3	8	2	10
35.	5/12	@ Scranton/WB	W, 3-2	14-21	9th -8.5	D. Lynch (1-0)	R. Vásquez (0-5)	N. Wittgren (4)	79°	6:35 PM	2:22	4,142		3	8	0	5	2	4	1	6
36.	5/13	@ Scranton/WB	L, 8-6	14-22	10th -9.0	A. McGarity (4-0)	B. Kriske (0-2)	-	76°	4:05 PM	2:32	5,027		6	14	0	6	8	10	0	5
37.	5/14	@ Scranton/WB	W, 6-3	15-22	9th -8.0	J. Dipoto (1-0)	D. Snelten (0-3)	N. Wittgren (5)	75°	1:06 PM	3:02	3,058		6	7	0	6	3	9	1	11
38.	5/16	TOLEDO	L, 9-2	15-23	10th -8.0	H. Hembree (4-1)	J. Heasley (1-4)	-	77°	6:36 PM	2:45	2,001	52,649	2	9	1	15	9	12	0	6
39.	5/17	TOLEDO	W, 16-8	16-23	10th -7.5	W. Pennington (1-0)	Z. Logue (1-3)	-	83°	6:37 PM	2:54	2,218	54,867	16	18	0	8	8	14	2	3
40.	5/18	TOLEDO	W, 9-0	17-23	10th -6.5	A. Cox (2-0)	B. Hanifee (0-3)	-	78°	6:37 PM	2:31	3,529	58,396	9	14	0	8	0	3	0	6
41.	5/19	TOLEDO	W, 9-1	18-23	10th -6.0	A. Núñez (3-1)	A. Bergner (1-1)	-	66°	6:36 PM	2:41	5,058	63,454	9	12	1	9	1	6	1	8
42.	5/20	TOLEDO	L, 4-1	18-24	10th -7.5	R. Olson (2-3)	J. McArthur (0-1)	M. Díaz (7)	75°	6:38 PM	2:47	6,882	70,336	1	2	0	8	4	5	1	8
43.	5/21	TOLEDO	W, 8-4	19-24	10th -6.5	N. Wittgren (1-0)	S. Elledge (0-1)	-	81°	5:07 PM	2:50	3,995	74,331	8	12	0	9	4	15	2	11
44.	5/23	@ St. Paul	W, 6-1	20-24	10th -6.5	D. Lynch (2-0)	S. Woods Richardson (0-5)	-	76°	11:09 AM	2:24	7,436		6	10	0	10	1	6	0	7
45.	5/24	@ St. Paul	L, 6-5	20-25	10th -6.5	O. Ortega (2-0)	B. Kriske (0-3)	-	68°	7:08 PM	3:00	4,222		5	11	1	12	6	9	2	9
46.	5/25	@ St. Paul	L, 8-6	20-26	10th -7.5	R. Henriquez (1-0)	A. Núñez (3-2)	P. Murphy (2)	74°	7:09 PM	2:50	7,218		6	10	3	12	8	10	2	6
47.	5/26	@ St. Paul	W, 6-4	21-26	9th -6.5	D. Parrish (2-2)	C. Sadzeck (1-3)	D. Coleman (1)	77°	7:08 PM	2:59	6,080		6	8	1	8	4	8	1	9
48.	5/27	@ St. Paul	L, 14-1	21-27	9th -7.5	R. Dobnak (2-1)	J. Heasley (1-5)	-	80°	7:10 PM	2:51	6,386		1	6	3	8	14	16	1	10
49.	5/28	@ St. Paul	L, 10-6	21-28	10th -8.5	J. Winder (3-1)	J. Kowar (2-3)	-	82°	5:12 PM	2:28	8,640		6	11	2	4	10	9	1	2
50.	5/30	MEMPHIS	W, 7-6	22-28	9th -8.0	A. Veneziano (1-0)	J. Woodford (0-1)	B. Kriske (1)	82°	7:06 PM	2:32	2,352	76,683	7	12	0	6	6	6	3	8
51.	5/31	MEMPHIS	L, 9-4	22-29	10th -8.5	M. McGreevy (4-0)	A. Cox (2-1)	-	84°	7:06 PM	2:37	5,049	81,732	4	9	2	8	9	11	2	8
MAY Hitting Results: .269/.366/.436 (238-for-885), 53 2B, 7 3B, 227 HR, 48 R, 120 BB, 58 SB // MAY Pitching Results: 12-14, 5.61 ERA (162 ER in 229.1 IP), 6/12 SV, 247 H, 46 HR, 126 BB, 235 K, 1.63 WHIP, .278 AVG																					
														STORM CHASERS				OPPONENT			
GM #	JUNE	OPPONENT	SCORE	RECORD	STANDINGS	WIN	LOSS	SAVE	TEMP.	1ST PITCH	TIME	ATT.	HOME ATT.	R	H	E	LO	R	H	E	LO
52.	6/1	MEMPHIS	L, 12-6	22-30	10th -9.0	D. Hudson (2-3)	C. Snider (2-1)	-	70°	7:07 PM	3:12	3,685	85,417	6	9	1	8	12	11	0	9
53.	6/2	MEMPHIS	W, 10-9 (10)	23-30	10th -8.5	J. Dipoto (2-0)	J. Walsh (2-1)	-	76°	7:07 PM	3:23	5,206	90,623	10	13	2	8	9	1		

GM #	JUNE	OPPONENT	SCORE	RECORD	STANDINGS	WIN	LOSS	SAVE	TEMP.	1ST PITCH	TIME	ATT.	HOME ATT.	STORM CHASERS				OPPONENT			
														R	H	E	LO	R	H	E	LO
75	6/28	IOWA																			
76	6/29	IOWA																			
77	6/30	IOWA																			

JUNE Hitting Results: TBD // JUNE Pitching Results: TBD

GM #	JULY	OPPONENT	SCORE	RECORD	STANDINGS	WIN	LOSS	SAVE	TEMP.	1ST PITCH	TIME	ATT.	HOME ATT.	STORM CHASERS				OPPONENT			
														R	H	E	LO	R	H	E	LO
78	7/1	IOWA																			
79	7/2	IOWA																			
80	7/3	IOWA																			
81	7/4	@ Gwinnett																			
82	7/5	@ Gwinnett																			
83	7/6	@ Gwinnett																			
84	7/7	@ Gwinnett																			
85	7/8	@ Gwinnett																			
86	7/9	@ Gwinnett																			
87	7/14	INDIANAPOLIS																			
88	7/15	INDIANAPOLIS																			
89	7/16	INDIANAPOLIS																			
90	7/18	ST. PAUL																			
91	7/19	ST. PAUL																			
92	7/20	ST. PAUL																			
93	7/21	ST. PAUL																			
94	7/22	ST. PAUL																			
95	7/23	ST. PAUL																			
96	7/25	@ Columbus																			
97	7/26	@ Columbus																			
98	7/27	@ Columbus																			
99	7/28	@ Columbus																			
100	7/29	@ Columbus																			
102	7/30	@ Columbus																			

JULY Hitting Results: TBD // JULY Pitching Results: TBD

GM #	AUGUST	OPPONENT	SCORE	RECORD	STANDINGS	WIN	LOSS	SAVE	TEMP.	1ST PITCH	TIME	ATT.	HOME ATT.	STORM CHASERS				OPPONENT			
														R	H	E	LO	R	H	E	LO
101	8/1	@ Louisville																			
102	8/2	@ Louisville																			
103	8/3	@ Louisville																			
104	8/4	@ Louisville																			
105	8/5	@ Louisville																			
106	8/6	@ Louisville																			
107	8/8	IOWA																			
108	8/9	IOWA																			
109	8/10	IOWA																			
110	8/11	IOWA																			
111	8/12	IOWA																			
112	8/13	IOWA																			
113	8/15	@ Toledo																			
114	8/16	@ Toledo																			
115	8/17	@ Toledo																			
116	8/18	@ Toledo																			
117	8/19	@ Toledo																			
118	8/20	@ Toledo																			
119	8/22	ST. PAUL																			
120	8/23	ST. PAUL																			
121	8/24	ST. PAUL																			
122	8/25	ST. PAUL																			
123	8/26	ST. PAUL																			
124	8/27	ST. PAUL																			
125	8/29	LOUISVILLE																			
126	8/30	LOUISVILLE																			
127	8/31	LOUISVILLE																			

AUGUST Hitting Results: TBD // AUGUST Pitching Results: TBD

GM #	SEPTEMBER	OPPONENT	SCORE	RECORD	STANDINGS	WIN	LOSS	SAVE	TEMP.	1ST PITCH	TIME	ATT.	HOME ATT.	STORM CHASERS				OPPONENT			
														R	H	E	LO	R	H	E	LO
128	9/1	LOUISVILLE																			
129	9/2	LOUISVILLE																			
130	9/3	LOUISVILLE																			
131	9/5	@ Iowa																			
132	9/6	@ Iowa																			
133	9/7	@ Iowa																			
134	9/8	@ Iowa																			
135	9/9	@ Iowa																			
136	9/10	@ Iowa																			
137	9/12	INDIANAPOLIS																			
138	9/13	INDIANAPOLIS																			
139	9/14	INDIANAPOLIS																			
140	9/15	INDIANAPOLIS																			
141	9/16	INDIANAPOLIS																			
142	9/17	INDIANAPOLIS																			
143	9/19	@ Columbus																			
144	9/20	@ Columbus																			
145	9/21	@ Columbus																			
146	9/22	@ Columbus																			
147	9/23	@ Columbus																			
148	9/24	@ Columbus																			

SEPTEMBER Hitting Results: TBD // SEPTEMBER Pitching Results: TBD

2ND HALF Hitting Results: TBD // 2ND HALF Pitching Results: TBD

LF

Tucker Bradley, 24 (10-14)
Dairon Blanco, 11 (6-5)
Samad Taylor, 7 (4-3)
Brewer Hicklen, 7 (1-6)
Nick Pratto, 3 (1-2)
Franmil Reyes, 1 (1-0)
Tyler Gentry, 1 (0-1)

CF

Dairon Blanco, 22 (9-13)
Drew Waters, 12 (7-5)
Samad Taylor, 11 (2-9)
Nate Eaton, 6 (3-3)
Brewer Hicklen, 3 (1-2)

RF

Tyler Gentry, 45 (18-27)
Dairon Blanco, 4 (4-0)
CJ Alexander, 4 (1-3)
Nate Eaton, 2 (0-2)

SS

Angelo Castellano, 32 (10-22)
Maikel Garcia, 14 (8-6)
Clay Dungan, 7 (3-4)
Johan Camargo, 1 (1-0)
Nicky Lopez, 1 (1-0)

2B

Samad Taylor, 32 (15-17)
Nick Loftin, 9 (1-8)
Clay Dungan, 6 (4-2)
Angelo Castellano, 4 (2-2)
Nate Eaton, 2 (1-1)
Johan Camargo, 1 (0-1)
Nicky Lopez, 1 (0-1)

SP

Jonathan Heasley, 11 (5-6)
Drew Parrish, 10 (5-5)
Austin Cox, 8 (4-4)
Mike Mayers, 8 (3-5)
Max Castillo, 7 (0-7)
Daniel Lynch, 4 (3-1)
Anthony Veneziano, 3 (1-2)
Daniel Mengden, 2 (2-0)
Jackson Kowar, 1 (0-1)
Marcelo Martinez, 1 (0-1)

3B

Nick Loftin, 32 (18-14)
Maikel Garcia, 10 (2-8)
Johan Camargo, 4 (1-3)
Nate Eaton, 3 (0-3)
Angelo Castellano, 2 (1-1)
Samad Taylor, 2 (0-2)
Clay Dungan, 1 (1-0)
Nicky Lopez, 1 (0-1)

1B

CJ Alexander, 23 (10-13)
Nick Pratto, 16 (6-10)
Logan Porter, 12 (6-6)
Greyson Jenista, 3 (1-2)
Johan Camargo, 1 (0-1)

DH

Brewer Hicklen, 12 (7-5)
CJ Alexander, 9 (5-4)
Dairon Blanco, 6 (3-3)
Tyler Gentry, 5 (2-3)
Tucker Bradley, 4 (3-1)
Logan Porter, 4 (1-3)
Jakson Reetz, 3 (1-2)
Franmil Reyes, 3 (1-2)
Nick Loftin, 3 (0-3)
Johan Camargo, 2 (0-2)
Freddy Fermin, 2 (0-2)
Nate Eaton, 1 (0-1)
Samad Taylor, 1 (0-1)

C

Logan Porter, 24 (9-15)
Jakson Reetz, 19 (8-11)
Freddy Fermin, 12 (6-6)

1	2	3	4	5	6	7	8	9
Samad Taylor, 39 (14-25) Drew Waters, 12 (7-5) Dairon Blanco, 4 (2-2)	Maikel Garcia, 24 (10-14) Samad Taylor, 11 (6-5) Nate Eaton, 9 (3-6) Nick Loftin, 7 (3-4) Nicky Lopez, 3 (1-2) CJ Alexander, 1 (0-1)	Tyler Gentry, 42 (15-27) Nick Loftin, 5 (3-2) Nick Pratto, 4 (3-1) Samad Taylor, 3 (1-2) Nate Eaton, 1 (0-1)	Logan Porter, 15 (5-10) Nick Pratto, 14 (5-9) Tyler Gentry, 9 (5-4) CJ Alexander, 7 (4-3) Franmil Reyes, 4 (2-2) Nick Loftin, 3 (1-2) Johan Camargo, 2 (0-2) Freddy Fermin, 1 (1-0)	Nick Loftin, 25 (9-16) CJ Alexander, 7 (5-2) Logan Porter, 7 (4-3) Johan Camargo, 4 (1-3) Brewer Hicklen, 3 (2-1) Nate Eaton, 3 (0-3) Jakson Reetz, 2 (2-0) Dairon Blanco, 1 (0-1) Freddy Fermin, 1 (0-1) Greyson Jenista, 1 (0-1) Nick Pratto, 1 (0-1)	CJ Alexander, 14 (5-9) Logan Porter, 14 (4-10) Jakson Reetz, 7 (2-5) Brewer Hicklen, 6 (3-3) Dairon Blanco, 4 (2-2) Nick Loftin, 4 (2-2) Freddy Fermin, 2 (2-0) Tucker Bradley, 1 (1-0) Nate Eaton, 1 (1-0) Greyson Jenista, 1 (1-0) Johan Camargo, 1 (0-1)	Dairon Blanco, 17 (9-8) Freddy Fermin, 10 (3-7) Jakson Reetz, 9 (4-5) Brewer Hicklen, 7 (1-6) CJ Alexander, 4 (2-2) Logan Porter, 4 (2-2) Tucker Bradley, 1 (1-0) Nate Eaton, 1 (1-0) Johan Camargo, 1 (0-1) Greyson Jenista, 1 (0-1)	Dairon Blanco, 16 (8-8) Tucker Bradley, 11 (5-6) Clay Dungan, 10 (6-4) Brewer Hicklen, 6 (2-4) Jakson Reetz, 4 (1-3) Angelo Castellano, 4 (0-4) CJ Alexander, 3 (0-3) Johan Camargo, 1 (1-0)	Angelo Castellano, 34 (13-21) Tucker Bradley, 14 (5-9) Clay Dungan, 4 (2-2) Dairon Blanco, 2 (2-0) Brewer Hicklen, 1 (1-0)

PLAYER	GS	POSITION										BATTING ORDER								
		C	1B	2B	3B	SS	LF	CF	RF	OF	DH	1ST	2ND	3RD	4TH	5TH	6TH	7TH	8TH	9TH
Samad Taylor	53			32	2		7	11		18	1	39	11	3						
Tyler Gentry	51						1		45	46	5			42	9					
Nick Loftin	44			9	32						3		7	5	3	25	4			
Dairon Blanco	43						11	22	4	37	6	4				1	4	17	15	2
Logan Porter	41	24	13								4				16	7	14	4		
Angelo Castellano	38			4	2	32													4	34
CJ Alexander	36		23						4	4	9		1		7	7	14	4	3	
Tucker Bradley	28						24			24	4						1	1	12	14
Maikel Garcia	24				10	14							24							
Brewer Hicklen	23						8	3		11	12					3	6	7	6	1
Jakson Reetz	22	19									3					2	7	9	4	
Nick Pratto	18		15				3			3				4	13	1				
Nate Eaton	15			2	3			7	2	9	1		9	1		3	1	1		
Freddy Fermin	14	12									2				1	1	2	10		
Clay Dungan	14			6	1	7													10	4
Drew Waters	12							12		12		12								
Johan Camargo	9		1	1	4	1					2				2	4	1	1	1	
Franmil Reyes	4					1				1	3				4					
Nicky Lopez	3			1	1	1							3							
Greyson Jenista	3		3													1	1	1		

OF LINEUP COMBOS

55 Games

54 Unique Lineup Combinations Used

MOST USED LINEUP (2x)

PLAYER	Pos.
1. Samad Taylor	2B
2. Maikel Garcia	SS
3. Nick Pratto	1B
4. Tyler Gentry	RF
5. Nick Loftin	3B
6. CJ Alexander	DH
7. Freddy Fermin	C
8. Dairon Blanco	CF
9. Tucker Bradley	LF

STORM CHASERS POSITION PRODUCTION

	AVG	AB	H	TB	2B	3B	HR	RBI	BB	SO	OBP	SLG	OPS	SAC	SF	HBP	GIDP
C	.267	202	54	94	13	0	9	27	26	56	.359	.465	.824	0	0	3	6
1B	.211	218	46	92	9	2	11	27	19	70	.273	.422	.695	0	4	1	5
2B	.246	211	52	84	10	2	6	36	30	45	.344	.398	.742	1	3	3	5
3B	.326	215	70	114	14	0	10	47	30	32	.406	.530	.936	0	3	1	9
SS	.251	191	48	74	11	0	5	32	31	44	.353	.387	.740	0	2	0	2
LF	.238	189	45	69	10	1	4	27	33	55	.365	.365	.730	0	2	6	9
CF	.311	212	66	109	17	4	6	20	25	48	.402	.514	.916	1	1	8	11
RF	.237	215	51	77	12	1	4	25	29	58	.340	.358	.698	0	3	6	5
DH	.279	204	57	99	15	0	9	34	26	59	.369	.485	.854	2	0	3	5

STORM CHASERS BATTING ORDER PRODUCTION

	AVG	AB	H	TB	2B	3B	HR	RBI	BB	SO	OBP	SLG	OPS	SAC	SF	HBP	GIDP
1st	.304	230	70	110	17	4	5	33	30	49	.381	.478	.859	0	4	1	8
2nd	.264	220	58	91	16	1	5	39	33	50	.362	.414	.776	1	2	2	7
3rd	.252	214	54	84	11	2	5	34	32	54	.364	.393	.757	0	4	8	7
4th	.242	219	53	98	10	1	11	31	23	61	.310	.447	.757	0	5	1	7
5th	.255	220	56	96	10	0	10	33	17	53	.318	.436	.754	0	1	4	8
6th	.300	207	62	118	17	0	13	29	21	53	.372	.570	.942	0	0	3	6
7th	.216	194	42	69	10	1	5	26	26	54	.324	.356	.680	1	0	5	6
8th	.278	169	47	69	10	0	4	18	45	47	.446	.408	.854	1	1	7	2
9th	.249	193	48	79	11	1	6	34	22	50	.324	.409	.733	1	1	0	6

OUTFIELD ASSIST LOG (17)

#	OUTFIELDER	Pos.	GAME	INNING	BASE	PITCHER	BATTER	RUNNER OUT	PLAY
1.	Tucker Bradley	LF	4/4 vs. Toledo	▲ 6	3rd	Brooks Kiske	Akil Baddoo	Akil Baddoo	Baddoo 3-RBI double, out at 3rd (7-6-5)
2.	Tyler Gentry	RF	4/14 @ Iowa	▼ 5	Home	Andrés Núñez	Matt Mervis	Christopher Morel	Mervis double, Morel out at home (9-4-2)
3.	Dairon Blanco	CF	4/19 vs. Gwinnett	▲ 3	2nd	Jonathan Heasley	Hendrik Clementina	Hendrik Clementina	Clementina RBI single, out at 2nd (8-4)
4.	Samad Taylor	CF	4/26 @ Nashville	▼ 5	2nd	Max Castillo	Andruw Monasterio	Andruw Monasterio	Monasterio single, out at 2nd (8-5-3-5)
5.	Nate Eaton	CF	4/27 @ Nashville	▼ 1	Home	Austin Cox	Keston Hiura	Andruw Monasterio	Hiura single, Monasterio out at home (8-2)
6.	Dairon Blanco	LF	4/28 @ Nashville	▼ 8	2nd	Jackson Kowar	Keston Hiura	Keston Hiura	Hiura 2-RBI single, out at 2nd (7-2-4)
7.	Brewer Hicklen	LF	5/2 vs. Louisville	▲ 5	2nd	Max Castillo	Matt McLain	Matt McLain	McLain 2-RBI single, out at 2nd (7-5-4-3-5)
8.	Dairon Blanco	CF	5/5 vs. Louisville	▲ 4	Home	Mike Mayers	Nick Martini	Will Benson	Martini flies out to CF, Benson out at home (8-2)
9.	Franmil Reyes	RF	5/6 vs. Louisville	▲ 6	2nd	Collin Snider	Matt McLain	Matt McLain	McLain RBI double, out at 2nd (7-6-4-5)
10.	Tyler Gentry	RF	5/11 @ Scranton/WB	▼ 9	Home	Nick Wittgren	Billy McKinney	Michael Hermosillo	McKinney RBI single, Hermosillo out at home (9-5-2)
11.	Drew Waters	CF	5/20 vs. Toledo	▲ 6	3rd	Walter Pennington	Parker Meadows	Jermaine Palacios	Meadows sacrifice fly DP, Palacios out at 3rd (8-6)
12.	Tucker Bradley	LF	5/25 @ St. Paul	▼ 5	2nd	Jackson Kowar	Chris Williams	Chris Williams	Williams RBI single, out at 2nd (7-5-3-4-3)
13.	Dairon Blanco	RF	5/26 @ St. Paul	▼ 3	2nd	Drew Parrish	Andrew Stevenson	Tony Wolters	Stevenson flies into a double play, Wolters out at 2nd (9-1-5)
14.	Tyler Gentry	RF	5/27 @ St. Paul	▼ 1	3rd	Jonathan Heasley	Jose Miranda	Andrew Stevenson	Miranda flies into a double play, Stevenson out at 3rd (9-1-5)
15.	Tyler Gentry	RF	5/28 @ St. Paul	▼ 3	Home	Max Castillo	Jose Miranda	Alex De Goti	Miranda lines into a double play, De Goti out at 3rd (9-2)
16.	Brewer Hicklen	LF	5/28 @ St. Paul	▼ 7	Home	Jackson Kowar	Jose Miranda	Andrew Stevenson	Miranda RBI single, Stevenson scores, Reetz Error (7-2)
17.	Nate Eaton	RF	6/4 vs. Memphis	▲ 9	2nd	Jonah Dipoto	Juniel Querecuto	Juniel Querecuto	Querecuto RBI single, out at 2nd (9-6)

BY PLAYER

	LF	1
DAIRON BLANCO (4)	CF	2
	RF	1
TYLER GENTRY (4)	RF	4
TUCKER BRADLEY (2)	LF	2
	CF	1
NATE EATON (2)	RF	1
BREWER HICKLEN (2)	LF	2
FRANMIL REYES (1)	LF	1
SAMAD TAYLOR (1)	CF	1
DREW WATERS (1)	CF	1



DATE	OPPONENT	RESULT	SP	C	1B	2B	3B	SS	LF	CF	RF	DH
3/31	@ Indianapolis	W, 8-6	Mike Mayers	Freddy Fermin	Nick Pratto	Samad Taylor	Nick Loftin	Maikel Garcia	Tucker Bradley	Dairon Blanco	Tyler Gentry	CJ Alexander
4/1	@ Indianapolis	W, 12-1	Austin Cox	Logan Porter	Nick Pratto	Angelo Castellano	Nick Loftin	Maikel Garcia	Dairon Blanco	Samad Taylor	Tyler Gentry	Jackson Reetz
4/2	@ Indianapolis	W, 8-3	Jonathan Heasley	Freddy Fermin	Nick Pratto	Samad Taylor	Nick Loftin	Maikel Garcia	Tucker Bradley	Dairon Blanco	Tyler Gentry	CJ Alexander
4/4	TOLEDO	L, 9-2	Max Castillo	Freddy Fermin	Nick Pratto	Samad Taylor	Nick Loftin	Maikel Garcia	Tucker Bradley	Dairon Blanco	Tyler Gentry	CJ Alexander
4/5	TOLEDO	L, 6-5	Mike Mayers	Jackson Reetz	Logan Porter	Angelo Castellano	Nick Loftin	Maikel Garcia	Tucker Bradley	Dairon Blanco	Tyler Gentry	Freddy Fermin
4/6	TOLEDO	W, 9-4	Jackson Kowar	Freddy Fermin	CJ Alexander	Samad Taylor	Nick Loftin	Maikel Garcia	Tucker Bradley	Dairon Blanco	Tyler Gentry	Logan Porter
4/7	TOLEDO	W, 13-8	Jonathan Heasley	Freddy Fermin	Logan Porter	Samad Taylor	Angelo Castellano	Maikel Garcia	Tucker Bradley	Dairon Blanco	Tyler Gentry	CJ Alexander
4/8	TOLEDO	W, 13-8	Drew Parrish	Freddy Fermin	Nick Pratto	Samad Taylor	Maikel Garcia	Angelo Castellano	Tucker Bradley	Dairon Blanco	Tyler Gentry	CJ Alexander
4/9	@ Iowa	L, 6-2	Max Castillo	Logan Porter	Nick Pratto	Samad Taylor	Angelo Castellano	Maikel Garcia	Tucker Bradley	Dairon Blanco	Tyler Gentry	Jackson Reetz
4/11	@ Iowa	L, 6-5	Mike Mayers	Freddy Fermin	Nick Pratto	Samad Taylor	Nick Loftin	Maikel Garcia	Tucker Bradley	Dairon Blanco	Tyler Gentry	Logan Porter
4/12	@ Iowa	W, 10-6	Austin Cox	Logan Porter	Nick Pratto	Samad Taylor	Nick Loftin	Maikel Garcia	Tucker Bradley	Dairon Blanco	Tyler Gentry	CJ Alexander
4/13	@ Iowa	W, 14-1	Jonathan Heasley	Freddy Fermin	Nick Pratto	Angelo Castellano	Nick Loftin	Maikel Garcia	Tucker Bradley	Samad Taylor	CJ Alexander	Tyler Gentry
4/14	@ Iowa	W, 11-8	Drew Parrish	Freddy Fermin	CJ Alexander	Angelo Castellano	Nick Loftin	Maikel Garcia	Tucker Bradley	Samad Taylor	Tyler Gentry	Logan Porter
4/15	@ Iowa	Cancelled										
4/16	@ Iowa	Cancelled										
4/16-17	@ Iowa	Cancelled										
4/18	@ Gwinnett	L, 6-5	Mike Mayers	Freddy Fermin	Logan Porter	Nick Loftin	Maikel Garcia	Angelo Castellano	Nick Pratto	Samad Taylor	CJ Alexander	Tyler Gentry
4/19	@ Gwinnett	L, 6-5	Jonathan Heasley	Logan Porter	Nick Pratto	Samad Taylor	Nick Loftin	Angelo Castellano	Tucker Bradley	Dairon Blanco	Tyler Gentry	Jackson Reetz
4/20	@ Gwinnett	L, 7-3	Max Castillo	Freddy Fermin	Nick Pratto	Nick Loftin	Maikel Garcia	Angelo Castellano	Dairon Blanco	Samad Taylor	Tyler Gentry	Logan Porter
4/21	@ Gwinnett	L, 10-3	Austin Cox	Jackson Reetz	Nick Pratto	Nick Loftin	Maikel Garcia	Angelo Castellano	Tucker Bradley	Samad Taylor	Tyler Gentry	CJ Alexander
4/22	@ Gwinnett	L, 5-2	Drew Parrish	Logan Porter	CJ Alexander	Samad Taylor	Maikel Garcia	Angelo Castellano	Nick Pratto	Dairon Blanco	Tyler Gentry	Nick Loftin
4/23	@ Gwinnett	W, 5-3	Mike Mayers	Jackson Reetz	Nick Pratto	Nick Loftin	Maikel Garcia	Angelo Castellano	Tucker Bradley	Samad Taylor	Tyler Gentry	CJ Alexander
4/25	@ Nashville	L, 8-3	Jonathan Heasley	Logan Porter	Nick Loftin	Maikel Garcia	Angelo Castellano	Tucker Bradley	Brewer Hicklen	Samad Taylor	Tyler Gentry	Dairon Blanco
4/26	@ Nashville	W, 5-0	Max Castillo	Logan Porter	Nick Pratto	Nick Loftin	Maikel Garcia	Angelo Castellano	Samad Taylor	Nate Eaton	Tyler Gentry	CJ Alexander
4/27	@ Nashville	W, 2-1	Austin Cox	Jackson Reetz	CJ Alexander	Nick Loftin	Maikel Garcia	Angelo Castellano	Nick Pratto	Dairon Blanco	Tyler Gentry	Nick Loftin
4/28	@ Nashville	L, 4-3	Drew Parrish	Logan Porter	Samad Taylor	Maikel Garcia	Angelo Castellano	Tucker Bradley	Nate Eaton	Dairon Blanco	Tyler Gentry	Brewer Hicklen
4/29	@ Nashville	L, 6-5 (10)	Mike Mayers	Jackson Reetz	CJ Alexander	Nick Loftin	Maikel Garcia	Angelo Castellano	Tucker Bradley	Samad Taylor	Nate Eaton	Freddy Fermin
4/30	@ Nashville	W, 10-6	Jonathan Heasley	Freddy Fermin	Logan Porter	Samad Taylor	Nick Loftin	Maikel Garcia	Tucker Bradley	Nate Eaton	Tyler Gentry	Brewer Hicklen
5/1	LOUISVILLE	L, 10-4	Max Castillo	Jackson Reetz	Logan Porter	Samad Taylor	Nate Eaton	Angelo Castellano	Brewer Hicklen	Dairon Blanco	Tyler Gentry	Nick Loftin
5/3	LOUISVILLE	L, 12-10	Marcelo Martinez	Logan Porter	CJ Alexander	Samad Taylor	Nick Loftin	Angelo Castellano	Tucker Bradley	Nate Eaton	Tyler Gentry	Franmil Reyes
5/4	LOUISVILLE	W, 6-2	Drew Parrish	Logan Porter	CJ Alexander	Samad Taylor	Nick Loftin	Angelo Castellano	Brewer Hicklen	Dairon Blanco	Tyler Gentry	Franmil Reyes
5/5	LOUISVILLE	W, 11-9	Mike Mayers	Jackson Reetz	Logan Porter	Samad Taylor	Nick Loftin	Angelo Castellano	Brewer Hicklen	Dairon Blanco	Tyler Gentry	Franmil Reyes
5/6	LOUISVILLE	W, 11-9	Daniel Mengden	Logan Porter	CJ Alexander	Samad Taylor	Nick Loftin	Angelo Castellano	Brewer Hicklen	Dairon Blanco	Tyler Gentry	Franmil Reyes
5/7	LOUISVILLE	L, 14-2	Drew Parrish	Jackson Reetz	Logan Porter	Samad Taylor	Nick Loftin	Angelo Castellano	Tucker Bradley	Drew Waters	Tyler Gentry	Brewer Hicklen
5/9	@ Scranton/WB	L, 4-3	Jonathan Heasley	Logan Porter	CJ Alexander	Samad Taylor	Nick Loftin	Angelo Castellano	Brewer Hicklen	Dairon Blanco	Tyler Gentry	Samad Taylor
5/10	@ Scranton/WB	W, 4-3	Mike Mayers	Jackson Reetz	Logan Porter	Samad Taylor	Nick Loftin	Angelo Castellano	Tucker Bradley	Dairon Blanco	Tyler Gentry	Brewer Hicklen
5/11	@ Scranton/WB	W, 4-3 (11)	Jonathan Heasley	Logan Porter	CJ Alexander	Samad Taylor	Nick Loftin	Angelo Castellano	Tucker Bradley	Dairon Blanco	Tyler Gentry	Brewer Hicklen
5/12	@ Scranton/WB	L, 8-6	Daniel Lynch	Jackson Reetz	CJ Alexander	Samad Taylor	Nick Loftin	Angelo Castellano	Brewer Hicklen	Dairon Blanco	Tyler Gentry	Dairon Blanco
5/13	@ Scranton/WB	L, 8-6	Austin Cox	Logan Porter	CJ Alexander	Samad Taylor	Nick Loftin	Angelo Castellano	Tucker Bradley	Dairon Blanco	Tyler Gentry	Brewer Hicklen
5/14	@ Scranton/WB	W, 6-3	Drew Parrish	Jackson Reetz	CJ Alexander	Samad Taylor	Nick Loftin	Angelo Castellano	Tucker Bradley	Dairon Blanco	Tyler Gentry	Brewer Hicklen
5/16	TOLEDO	W, 16-8	Jonathan Heasley	Jackson Reetz	Logan Porter	Nicky Lopez	Nick Loftin	Angelo Castellano	Samad Taylor	Drew Waters	Tyler Gentry	Johan Camargo
5/17	TOLEDO	W, 9-1	Drew Parrish	Logan Porter	CJ Alexander	Samad Taylor	Nick Loftin	Angelo Castellano	Samad Taylor	Drew Waters	Tyler Gentry	Dairon Blanco
5/18	TOLEDO	W, 9-1	Austin Cox	Logan Porter	CJ Alexander	Samad Taylor	Nick Loftin	Angelo Castellano	Tucker Bradley	Drew Waters	Tyler Gentry	Brewer Hicklen
5/19	TOLEDO	W, 9-1	Daniel Mengden	Logan Porter	CJ Alexander	Samad Taylor	Nick Loftin	Angelo Castellano	Samad Taylor	Drew Waters	Tyler Gentry	Dairon Blanco
5/20	TOLEDO	W, 9-1	Drew Parrish	Jackson Reetz	CJ Alexander	Samad Taylor	Nick Loftin	Angelo Castellano	Samad Taylor	Drew Waters	Tyler Gentry	Brewer Hicklen
5/21	TOLEDO	W, 8-4	Jonathan Heasley	Jackson Reetz	Logan Porter	Clay Dungan	Nicky Lopez	Angelo Castellano	Tucker Bradley	Drew Waters	Tyler Gentry	Brewer Hicklen
5/22	@ St. Paul	L, 6-5	Daniel Lynch	Logan Porter	Greyson Jenista	Clay Dungan	Nick Loftin	Angelo Castellano	Samad Taylor	Dairon Blanco	Tyler Gentry	Dairon Blanco
5/23	@ St. Paul	L, 6-5	Anthony Veneziano	Jackson Reetz	Logan Porter	Nick Loftin	Angelo Castellano	Angelo Castellano	Samad Taylor	Dairon Blanco	Tyler Gentry	Brewer Hicklen
5/24	@ St. Paul	L, 6-5	Austin Cox	Logan Porter	Greyson Jenista	Nick Loftin	Angelo Castellano	Angelo Castellano	Samad Taylor	Dairon Blanco	Tyler Gentry	Brewer Hicklen
5/25	@ St. Paul	L, 6-5	Drew Parrish	Jackson Reetz	Logan Porter	Clay Dungan	Samad Taylor	Angelo Castellano	Samad Taylor	Dairon Blanco	Tyler Gentry	Brewer Hicklen
5/26	@ St. Paul	W, 6-4	Jonathan Heasley	Logan Porter	Greyson Jenista	Clay Dungan	Samad Taylor	Angelo Castellano	Samad Taylor	Dairon Blanco	Tyler Gentry	Brewer Hicklen
5/27	@ St. Paul	L, 14-1	Max Castillo	Jackson Reetz	CJ Alexander	Samad Taylor	Nick Loftin	Angelo Castellano	Samad Taylor	Dairon Blanco	Tyler Gentry	Brewer Hicklen
5/28	@ St. Paul	W, 10-6	Anthony Veneziano	Logan Porter	CJ Alexander	Samad Taylor	Nick Loftin	Angelo Castellano	Samad Taylor	Dairon Blanco	Tyler Gentry	Brewer Hicklen
5/30	MEMPHIS	W, 6-6	Austin Cox	Logan Porter	Johan Camargo	Samad Taylor	Nick Loftin	Angelo Castellano	Samad Taylor	Dairon Blanco	Tyler Gentry	CJ Alexander
5/31	MEMPHIS	L, 9-4	Jonathan Heasley	Jackson Reetz	CJ Alexander	Nate Eaton	Johan Camargo	Angelo Castellano	Samad Taylor	Brewer Hicklen	Tyler Gentry	Dairon Blanco
6/1	MEMPHIS	W, 12-6	Drew Parrish	Logan Porter	CJ Alexander	Nate Eaton	Johan Camargo	Angelo Castellano	Samad Taylor	Brewer Hicklen	Tyler Gentry	Logan Porter
6/2	MEMPHIS	W, 10-9 (10)	Drew Parrish	Logan Porter	CJ Alexander	Nate Eaton	Johan Camargo	Angelo Castellano	Samad Taylor	Brewer Hicklen	Tyler Gentry	Johan Camargo
6/3	MEMPHIS	L, 4-2	Anthony Veneziano	Logan Porter	CJ Alexander	Samad Taylor	Nate Eaton	Angelo Castellano	Brewer Hicklen	Dairon Blanco	Tyler Gentry	Johan Camargo
6/4	MEMPHIS	L, 6-5	Anthony Veneziano	Logan Porter	CJ Alexander	Samad Taylor	Nate Eaton	Angelo Castellano	Brewer Hicklen	Dairon Blanco	Tyler Gentry	Johan Camargo
6/6	@ Indianapolis											
6/7	@ Indianapolis											
6/8	@ Indianapolis											
6/9	@ Indianapolis											
6/10	@ Indianapolis											
6/11	@ Indianapolis											
6/13	COLUMBUS											
6/14	COLUMBUS											
6/15	COLUMBUS											
6/16	COLUMBUS											
6/17	COLUMBUS											
6/18	COLUMBUS											
6/20	@ Rochester											
6/21	@ Rochester											
6/22	@ Rochester											
6/23	@ Rochester											
6/24	@ Rochester											
6/25	@ Rochester											
6/28	IOWA											
6/29	IOWA											
6/30	IOWA											
7/1	IOWA											
7/2	IOWA											
7/3	IOWA											
7/4	@ Gwinnett											
7/5	@ Gwinnett											
7/6	@ Gwinnett											
7/7	@ Gwinnett											
7/8	@ Gwinnett											
7/9	@ Gwinnett											
7/14	INDIANAPOLIS											
7/15	INDIANAPOLIS											
7/16	INDIANAPOLIS											
7/18	ST. PAUL											
7/19	ST. PAUL											
7/20	ST. PAUL											
7/21	ST. PAUL											
7/22	ST. PAUL											
7/23	ST. PAUL											
7/25	@ Columbus											
7/26	@ Columbus											
7/27	@ Columbus											
7/28	@ Columbus											
7/29	@ Columbus											
7/30	@ Columbus											
8/1	@ Louisville											
8/2	@ Louisville											
8/3	@ Louisville											
8/4	@ Louisville											
8/5	@ Louisville											
8/6	@ Louisville											
8/8	IOWA											
8/9	IOWA											
8/10	IOWA											
8/11	IOWA											
8/12	IOWA											
8/13	IOWA											
8/15	@ Toledo											
8/16	@ Toledo											
8/17	@ Toledo											
8/18	@ Toledo											
8/19	@ Toledo											
8/20	@ Toledo											
8/22	ST. PAUL											
8/23	ST. PAUL											
8/24	ST. PAUL											
8/25	ST. PAUL											
8/26	ST. PAUL											
8/27	ST. PAUL											
8/29	LOUISVILLE											
8/30	LOUISVILLE											
8/31	LOUISVILLE											
9/1	LOUISVILLE											
9/2	LOUISVILLE											
9/3	LOUISVILLE											
9/5	@ Iowa											
9/6	@ Iowa											
9/7	@ Iowa											
9/8	@ Iowa											
9/9	@ Iowa											
9/10	@ Iowa											
9/12	INDIANAPOLIS											
9/13	INDIANAPOLIS											
9/14	INDIANAPOLIS											
9/15	INDIANAPOLIS											

	OPPONENT	RESULT	1	2	3	4	5	6	7	8	9
3/31	@ Indianapolis	W, 8-6	Samad Taylor	Maikel Garcia	Nick Pratto	Tyler Gentry	CJ Alexander	Nick Loftin	Freddy Fermin	Dairon Blanco	Tucker Bradley
4/2	@ Indianapolis	W, 12-1	Samad Taylor	Maikel Garcia	Nick Pratto	Tyler Gentry	Nick Loftin	CJ Alexander	Jakson Reetz	Dairon Blanco	Angelo Castellano
4/4	TOLEDO	L, 9-2	Samad Taylor	Maikel Garcia	Nick Pratto	Tyler Gentry	Nick Loftin	CJ Alexander	Freddy Fermin	Dairon Blanco	Tucker Bradley
4/5	TOLEDO	L, 7-6	Samad Taylor	Maikel Garcia	Tyler Gentry	Logan Porter	Nick Loftin	Jakson Reetz	Freddy Fermin	Dairon Blanco	Angelo Castellano
4/7	TOLEDO	L, 8-5	Samad Taylor	Maikel Garcia	Tyler Gentry	Logan Porter	Nick Loftin	CJ Alexander	Freddy Fermin	Dairon Blanco	Tucker Bradley
4/8	TOLEDO	W, 9-4	Samad Taylor	Maikel Garcia	Tyler Gentry	Logan Porter	CJ Alexander	Freddy Fermin	Dairon Blanco	Tucker Bradley	Angelo Castellano
4/10	TOLEDO	W, 13-8	Samad Taylor	Maikel Garcia	Tyler Gentry	Nick Pratto	CJ Alexander	Freddy Fermin	Dairon Blanco	Tucker Bradley	Angelo Castellano
4/9	TOLEDO	L, 8-2	Samad Taylor	Maikel Garcia	Tyler Gentry	CJ Alexander	Nick Pratto	Logan Porter	Dairon Blanco	Jakson Reetz	Angelo Castellano
4/10	@ Iowa	W, 9-6	Samad Taylor	Maikel Garcia	Tyler Gentry	Nick Pratto	Nick Loftin	Logan Porter	Dairon Blanco	Tucker Bradley	Angelo Castellano
4/12	@ Iowa	W, 10-6	Samad Taylor	Maikel Garcia	Tyler Gentry	Nick Pratto	Nick Loftin	CJ Alexander	Logan Porter	Dairon Blanco	Tucker Bradley
4/13	@ Iowa	L, 14-1	Samad Taylor	Maikel Garcia	Tyler Gentry	Nick Pratto	Nick Loftin	CJ Alexander	Freddy Fermin	Angelo Castellano	Tucker Bradley
4/14	@ Iowa	W, 11-8	Samad Taylor	Maikel Garcia	Tyler Gentry	Nick Pratto	Nick Loftin	CJ Alexander	Freddy Fermin	Dairon Blanco	Angelo Castellano
4/15	@ Iowa	Postponed									
4/16 G1	@ Iowa	Cancelled snow									
4/16 G2	@ Iowa	Cancelled snow									
4/18	WINNETT	L, 4-1	Samad Taylor	Maikel Garcia	Tyler Gentry	Nick Pratto	Nick Loftin	Logan Porter	Freddy Fermin	CJ Alexander	Angelo Castellano
4/19	WINNETT	L, 6-2	Samad Taylor	Nick Loftin	Tyler Gentry	Nick Pratto	Logan Porter	Jakson Reetz	Dairon Blanco	Tucker Bradley	Angelo Castellano
4/20	WINNETT	L, 9-3	Samad Taylor	Maikel Garcia	Tyler Gentry	Nick Pratto	Nick Loftin	Logan Porter	Freddy Fermin	Dairon Blanco	Angelo Castellano
4/21	WINNETT	L, 7-3	Samad Taylor	Maikel Garcia	Tyler Gentry	Nick Pratto	Nick Loftin	CJ Alexander	Jakson Reetz	Tucker Bradley	Angelo Castellano
4/22	WINNETT	L, 5-2	Samad Taylor	Maikel Garcia	Tyler Gentry	Nick Pratto	Nick Loftin	CJ Alexander	Logan Porter	Dairon Blanco	Angelo Castellano
4/23	WINNETT	L, 5-3	Dairon Blanco	Maikel Garcia	Tyler Gentry	Nick Pratto	Nick Loftin	CJ Alexander	Jakson Reetz	Tucker Bradley	Angelo Castellano
4/25	@ Nashville	L, 8-3	Samad Taylor	Maikel Garcia	Tyler Gentry	Nick Pratto	Nick Loftin	Logan Porter	Dairon Blanco	Tucker Bradley	Angelo Castellano
4/26	@ Nashville	L, 5-0	Samad Taylor	Maikel Garcia	Tyler Gentry	Nick Pratto	Nick Loftin	Logan Porter	CJ Alexander	Brewer Hicklen	Angelo Castellano
4/27	@ Nashville	W, 2-1	Samad Taylor	Maikel Garcia	Tyler Gentry	Nick Pratto	Nick Loftin	Nate Eaton	CJ Alexander	Jakson Reetz	Dairon Blanco
4/28	@ Nashville	L, 4-3	Samad Taylor	Maikel Garcia	Tyler Gentry	Logan Porter	Nate Eaton	Brewer Hicklen	Dairon Blanco	CJ Alexander	Angelo Castellano
4/29	@ Nashville	L, 6-5 (10)	Samad Taylor	Maikel Garcia	Nate Eaton	Nick Loftin	Freddy Fermin	CJ Alexander	Jakson Reetz	Tucker Bradley	Angelo Castellano
4/30	@ Nashville	W, 10-6	Samad Taylor	Maikel Garcia	Tyler Gentry	Freddy Fermin	Nick Loftin	Logan Porter	Nate Eaton	Brewer Hicklen	Dairon Blanco
5/2	LOUISVILLE	L, 10-4	Samad Taylor	Nate Eaton	Tyler Gentry	Logan Porter	Nick Loftin	Jakson Reetz	Brewer Hicklen	Dairon Blanco	Angelo Castellano
5/3	LOUISVILLE	L, 7-4	Samad Taylor	Nate Eaton	Tyler Gentry	Logan Porter	Nick Loftin	CJ Alexander	Brewer Hicklen	Tucker Bradley	Angelo Castellano
5/4	LOUISVILLE	L, 12-10	Samad Taylor	CJ Alexander	Tyler Gentry	Franmil Reyes	Nick Loftin	Logan Porter	Brewer Hicklen	Tucker Bradley	Angelo Castellano
5/5	LOUISVILLE	W, 6-2	Samad Taylor	Nick Loftin	Tyler Gentry	Franmil Reyes	Logan Porter	Brewer Hicklen	Jakson Reetz	Dairon Blanco	Clay Dungan
5/6	LOUISVILLE	W, 11-9	Samad Taylor	Nick Loftin	Tyler Gentry	Franmil Reyes	Logan Porter	CJ Alexander	Dairon Blanco	Tucker Bradley	Angelo Castellano
5/9	LOUISVILLE	L, 4-3	Samad Taylor	Nick Loftin	Tyler Gentry	Franmil Reyes	Logan Porter	Jakson Reetz	Dairon Blanco	Brewer Hicklen	Angelo Castellano
5/9	@ Scranton/WB	L, 14-2	Drew Waters	Samad Taylor	Tyler Gentry	Logan Porter	Nick Loftin	CJ Alexander	Brewer Hicklen	Tucker Bradley	Clay Dungan
5/10	@ Scranton/WB	L, 4-3	Samad Taylor	Nick Loftin	Tyler Gentry	Logan Porter	Brewer Hicklen	Jakson Reetz	Dairon Blanco	Clay Dungan	Angelo Castellano
5/11	@ Scranton/WB	W, 4-3 (11)	Drew Waters	Samad Taylor	Nick Loftin	Logan Porter	CJ Alexander	Brewer Hicklen	Dairon Blanco	Tucker Bradley	Angelo Castellano
5/12	@ Scranton/WB	W, 3-2	Drew Waters	Samad Taylor	Tyler Gentry	CJ Alexander	Tucker Bradley	Dairon Blanco	Clay Dungan	Angelo Castellano	Angelo Castellano
5/13	@ Scranton/WB	L, 8-6	Drew Waters	Samad Taylor	Tyler Gentry	Logan Porter	Nick Loftin	CJ Alexander	Brewer Hicklen	Dairon Blanco	Clay Dungan
5/14	@ Scranton/WB	W, 6-3	Samad Taylor	Nick Loftin	Tyler Gentry	CJ Alexander	Jakson Reetz	Brewer Hicklen	Tucker Bradley	Dairon Blanco	Clay Dungan
5/16	TOLEDO	L, 9-2	Drew Waters	Nicky Lopez	Tyler Gentry	Tyler Gentry	Johan Camargo	Nick Loftin	Logan Porter	CJ Alexander	Angelo Castellano
5/17	TOLEDO	W, 16-8	Drew Waters	Samad Taylor	Tyler Gentry	Logan Porter	Nick Loftin	Jakson Reetz	Dairon Blanco	Clay Dungan	Angelo Castellano
5/18	TOLEDO	W, 9-0	Drew Waters	Nicky Lopez	Tyler Gentry	Tyler Gentry	CJ Alexander	Nick Loftin	Logan Porter	Brewer Hicklen	Tucker Bradley
5/19	TOLEDO	W, 9-1	Drew Waters	Samad Taylor	Tyler Gentry	CJ Alexander	Nick Loftin	Logan Porter	Dairon Blanco	Clay Dungan	Angelo Castellano
5/20	TOLEDO	L, 4-1	Drew Waters	Nicky Lopez	Samad Taylor	Tyler Gentry	CJ Alexander	Nick Loftin	Jakson Reetz	Dairon Blanco	Angelo Castellano
5/21	TOLEDO	W, 8-4	Drew Waters	Samad Taylor	Nick Loftin	Logan Porter	Brewer Hicklen	Jakson Reetz	Dairon Blanco	Tucker Bradley	Angelo Castellano
5/22	@ St. Paul	W, 6-1	Drew Waters	Samad Taylor	Nick Loftin	Tyler Gentry	Logan Porter	Greyson Jenista	Dairon Blanco	Clay Dungan	Angelo Castellano
5/23	@ St. Paul	L, 6-5	Samad Taylor	Nick Loftin	Tyler Gentry	Logan Porter	Jakson Reetz	Brewer Hicklen	Dairon Blanco	Jakson Reetz	Angelo Castellano
5/24	@ St. Paul	L, 8-6	Samad Taylor	Nick Loftin	Logan Porter	Greyson Jenista	Dairon Blanco	Brewer Hicklen	Angelo Castellano	Tucker Bradley	Angelo Castellano
5/26	@ St. Paul	W, 6-4	Samad Taylor	Nate Eaton	Nick Loftin	Logan Porter	Brewer Hicklen	Dairon Blanco	Jakson Reetz	Clay Dungan	Angelo Castellano
5/27	@ St. Paul	L, 14-1	Samad Taylor	Nate Eaton	Tyler Gentry	Logan Porter	Dairon Blanco	Johan Camargo	Greyson Jenista	Angelo Castellano	Tucker Bradley
5/28	@ St. Paul	W, 10-6	Samad Taylor	Nate Eaton	Tyler Gentry	Nick Loftin	CJ Alexander	Brewer Hicklen	Johan Camargo	Jakson Reetz	Clay Dungan
5/31	MEMPHIS	W, 7-6	Samad Taylor	Nate Eaton	Tyler Gentry	Tyler Gentry	Logan Porter	Dairon Blanco	Johan Camargo	Brewer Hicklen	Angelo Castellano
6/1	MEMPHIS	L, 9-4	Samad Taylor	Nate Eaton	Tyler Gentry	CJ Alexander	Johan Camargo	Logan Porter	Dairon Blanco	Clay Dungan	Tucker Bradley
6/2	MEMPHIS	L, 12-6	Samad Taylor	Nate Eaton	Tyler Gentry	CJ Alexander	Johan Camargo	Dairon Blanco	Jakson Reetz	Brewer Hicklen	Angelo Castellano
6/7	MEMPHIS	W, 10-9 (10)	Dairon Blanco	Nate Eaton	Tyler Gentry	CJ Alexander	Johan Camargo	Logan Porter	Brewer Hicklen	Clay Dungan	Tucker Bradley
6/8	MEMPHIS	L, 4-2	Dairon Blanco	Samad Taylor	Tyler Gentry	Johan Camargo	Nate Eaton	Logan Porter	Jakson Reetz	Brewer Hicklen	Angelo Castellano
6/4	MEMPHIS	L, 6-5	Dairon Blanco	Samad Taylor	Tyler Gentry	Johan Camargo	Nate Eaton	Logan Porter	CJ Alexander	Clay Dungan	Tucker Bradley
6/6	@ Indianapolis										
6/7	@ Indianapolis										
6/8	@ Indianapolis										
6/9	@ Indianapolis										
6/10	@ Indianapolis										
6/11	@ Indianapolis										
6/13	COLUMBUS										
6/14	COLUMBUS										
6/15	COLUMBUS										
6/16	COLUMBUS										
6/17	COLUMBUS										
6/18	COLUMBUS										
6/20	@ Rochester										
6/21	@ Rochester										
6/22	@ Rochester										
6/23	@ Rochester										
6/24	@ Rochester										
6/25	@ Rochester										
6/28	IOWA										
6/29	IOWA										
6/30	IOWA										
7/1	IOWA										
7/2	IOWA										
7/3	IOWA										
7/4	@ Gwinnett										
7/5	@ Gwinnett										
7/6	@ Gwinnett										
7/7	@ Gwinnett										
7/8	@ Gwinnett										
7/9	@ Gwinnett										
7/14	INDIANAPOLIS										
7/15	INDIANAPOLIS										
7/16	INDIANAPOLIS										
7/18	ST. PAUL										
7/19	ST. PAUL										
7/20	ST. PAUL										
7/21	ST. PAUL										
7/22	ST. PAUL										
7/23	ST. PAUL										
7/25	@ Columbus										
7/26	@ Columbus										
7/27	@ Columbus										
7/28	@ Columbus										
7/29	@ Columbus										
7/30	@ Columbus										
8/1	@ Louisville										
8/2	@ Louisville										
8/3	@ Louisville										
8/4	@ Louisville										
8/5	@ Louisville										
8/6	@ Louisville										
8/8	IOWA										
8/9	IOWA										
8/10	IOWA										
8/11	IOWA										
8/12	IOWA										
8/13	IOWA										
8/15	@ Toledo										
8/16	@ Toledo										
8/17	@ Toledo										
8/18	@ Toledo										
8/19	@ Toledo										
8/20	@ Toledo										
8/22	ST. PAUL										
8/23	ST. PAUL										
8/24	ST. PAUL										
8/25	ST. PAUL										
8/26	ST. PAUL										
8/27	ST. PAUL										
8/29	LOUISVILLE										
8/30	LOUISVILLE										
8/31	LOUISVILLE										
9/1	LOUISVILLE										
9/2	LOUISVILLE										
9/3	LOUISVILLE										
9/5	@ Iowa										
9/6	@ Iowa										
9/7	@ Iowa										
9/8	@ Iowa										
9/9	@ Iowa										
9/10	@ Iowa										
9/12	INDIANAPOLIS										
9/13	INDIANAPOLIS										
9/14	INDIANAPOLIS										
9/15	INDIANAPOLIS										
9/16	INDIANAPOLIS										
9/17	INDIANAPOLIS										
9/19	@ Columbus										
9/20	@ Columbus										
9/21	@ Columbus										
9/22	@ Columbus										
9/23	@ Columbus										
9/24	@ Columbus										



DATE	OPPONENT	RESULT	IP	H	R	ER	BB	SO	2B	3B	HR	TB	AVG	WHIP	WP	BK	HB	GDP	IBB	TBF	SV	SVO	ERA (SEASON)
3/31	@ Indianapolis	W, 8-6	9.0	11	6	6	2	7	4	0	1	18	(.297)	(1.44)	0	1	1	1	0	40	1	1	6.00
4/1	@ Indianapolis	W, 12-1	9.0	5	1	1	2	8	1	0	0	6	(.185)	(0.78)	0	0	2	5	0	31	0	0	3.50
4/2	@ Indianapolis	W, 8-3	9.0	11	3	3	5	10	1	1	1	17	(.314)	(1.78)	0	0	0	3	0	40	0	0	3.33
4/4	TOLEDO	L, 9-2	9.0	12	9	9	4	8	6	0	3	27	(.324)	(1.78)	0	0	0	1	0	41	0	0	4.75
4/5	TOLEDO	L, 7-6	9.0	12	7	6	5	10	3	0	1	18	(.316)	(1.89)	1	0	0	2	0	43	0	1	5.00
4/6	TOLEDO	L, 8-5	9.0	10	8	8	8	12	3	0	3	22	(.286)	(2.00)	0	0	0	1	0	44	0	0	5.50
4/7	TOLEDO	W, 9-4	9.0	9	4	4	5	8	0	2	1	16	(.250)	(1.56)	1	0	1	0	0	42	0	0	5.29
4/8	TOLEDO	W, 13-8	9.0	13	8	7	4	8	2	0	0	15	(.317)	(1.89)	0	1	2	1	0	47	0	0	5.50
4/9	TOLEDO	L, 8-2	9.0	13	8	6	4	10	2	0	3	24	(.317)	(1.89)	0	0	1	1	0	46	0	0	5.56
4/11	@ Iowa	L, 9-6	8.0	7	9	9	7	10	3	0	2	16	(.226)	(1.75)	0	0	1	0	0	39	0	0	5.97
4/12	@ Iowa	W, 10-6	9.0	8	6	6	2	10	2	1	2	18	(.235)	(1.11)	0	0	1	1	0	37	0	0	5.97
4/13	@ Iowa	L, 14-1	8.0	15	14	12	4	8	7	0	2	28	(.375)	(2.38)	0	0	2	0	0	46	0	0	6.54
4/14	@ Iowa	W, 11-8	9.0	11	8	7	4	14	2	0	2	19	(.297)	(1.67)	1	0	2	0	1	45	1	1	6.57
4/15	@ Iowa	PPD/Rain																					
4/16 G1	@ Iowa	Cancelled/Snow																					
4/16 G2	@ Iowa	Cancelled/Snow																					
4/18	GWINNETT	L, 4-1	9.0	6	4	4	6	3	0	1	0	8	(.207)	(1.33)	2	0	0	0	0	39	0	0	6.39
4/19	GWINNETT	L, 6-2	9.0	10	6	6	1	9	3	0	2	19	(.286)	(1.22)	0	0	0	1	0	36	0	0	6.36
4/20	GWINNETT	L, 9-3	9.0	10	9	6	5	7	1	1	1	16	(.286)	(1.67)	2	0	0	1	0	41	0	0	6.34
4/21	GWINNETT	L, 7-3	9.0	11	7	4	4	8	4	0	1	18	(.297)	(1.67)	4	1	0	2	0	42	0	0	6.20
4/22	GWINNETT	L, 5-2	9.0	10	5	4	5	5	1	0	1	14	(.294)	(1.67)	0	0	2	1	0	42	0	0	6.08
4/23	GWINNETT	W, 5-3	9.0	8	3	3	3	7	2	0	0	10	(.229)	(1.22)	2	0	0	1	0	39	1	1	5.91
4/25	@ Nashville	L, 8-3	8.0	11	8	8	3	5	2	1	2	21	(.333)	(1.75)	0	0	0	0	0	38	0	0	6.05
4/26	@ Nashville	L, 5-0	8.0	11	5	5	3	5	3	0	1	17	(.333)	(1.75)	0	0	0	0	0	37	0	0	6.03
4/27	@ Nashville	W, 2-1	9.0	6	1	1	5	10	1	0	0	7	(.200)	(1.22)	0	0	1	1	0	36	1	1	5.80
4/28	@ Nashville	L, 4-3	8.2	7	4	3	4	7	1	0	0	8	(.233)	(1.27)	0	0	0	3	0	34	0	1	5.68
4/29	@ Nashville	L, 6-5 (10)	9.1	13	6	5	6	7	2	0	1	18	(.325)	(2.04)	0	0	1	0	0	48	0	1	5.65
4/30	@ Nashville	W, 10-6	9.0	9	6	6	5	9	1	0	1	13	(.257)	(1.56)	3	0	1	0	0	42	0	1	5.66
5/2	LOUISVILLE	L, 10-4	9.0	14	10	10	5	8	1	0	1	18	(.368)	(2.11)	3	0	0	0	0	45	0	0	5.83
5/3	LOUISVILLE	L, 7-4	9.0	11	7	6	4	10	0	0	3	20	(.306)	(1.67)	0	0	1	1	0	41	0	0	5.84
5/4	LOUISVILLE	L, 12-10	9.0	13	12	10	4	8	1	1	6	34	(.333)	(1.89)	0	0	0	1	0	43	0	0	5.99
5/5	LOUISVILLE	W, 6-2	9.0	7	2	2	3	8	1	0	1	11	(.219)	(1.11)	0	0	0	0	0	36	1	1	5.85
5/6	LOUISVILLE	W, 11-9	9.0	13	9	9	3	9	4	0	2	23	(.342)	(1.78)	0	0	1	0	0	42	1	1	5.95
5/7	LOUISVILLE	L, 4-3	9.0	6	4	4	7	10	2	0	1	11	(.188)	(1.44)	1	1	0	0	0	39	0	1	5.89
5/9	@ Scranton/WB	L, 14-2	8.0	18	14	13	5	6	4	0	4	34	(.486)	(2.88)	1	0	2	4	0	45	0	0	6.14
5/10	@ Scranton/WB	L, 4-3	8.0	4	4	4	8	9	1	0	1	8	(.160)	(1.50)	0	0	1	2	0	34	0	0	6.09
5/11	@ Scranton/WB	W, 4-3 (11)	11.0	8	3	3	6	15	3	0	0	11	(.216)	(1.27)	1	0	1	1	2	44	0	1	5.96
5/12	@ Scranton/WB	W, 3-2	9.0	4	2	2	5	8	0	0	1	7	(.133)	(1.00)	0	0	0	0	0	35	1	1	5.85
5/13	@ Scranton/WB	L, 8-6	8.1	10	8	8	7	7	1	0	2	17	(.333)	(2.04)	1	0	1	2	0	38	0	1	5.92
5/14	@ Scranton/WB	W, 6-3	9.0	9	3	3	5	13	1	0	2	16	(.250)	(1.56)	0	0	0	0	0	41	1	2	5.84
5/16	TOLEDO	L, 9-2	9.0	12	9	7	3	11	3	0	3	24	(.308)	(1.67)	2	0	0	1	0	42	0	0	5.87
5/17	TOLEDO	W, 16-8	9.0	14	8	8	2	14	2	0	3	25	(.341)	(1.78)	1	0	0	0	0	43	0	0	5.92
5/18	TOLEDO	W, 9-0	9.0	3	0	0	4	9	1	0	0	4	(.107)	(0.78)	1	0	1	2	0	33	0	0	5.70
5/19	TOLEDO	W, 9-1	9.0	6	1	0	4	7	2	0	0	8	(.188)	(1.11)	1	0	0	1	0	36	0	0	5.63
5/20	TOLEDO	L, 4-1	9.0	5	4	4	8	8	0	0	0	5	(.179)	(1.44)	0	0	2	1	0	39	0	0	5.59
5/21	TOLEDO	W, 8-4	9.0	15	4	4	1	6	6	0	2	27	(.385)	(1.78)	0	0	2	2	0	42	0	0	5.56
5/23	@ St. Paul	W, 6-1	9.0	6	1	1	2	7	1	0	0	7	(.182)	(0.89)	0	0	0	0	0	35	0	0	5.45
5/24	@ St. Paul	L, 6-5	8.0	9	6	6	6	13	2	0	0	11	(.273)	(1.88)	0	0	0	0	0	39	0	0	5.48
5/25	@ St. Paul	L, 8-6	8.0	10	8	5	5	5	3	1	1	18	(.313)	(1.88)	0	0	1	1	0	38	0	1	5.48
5/26	@ St. Paul	W, 6-4	9.0	8	4	4	7	7	1	0	1	12	(.250)	(1.67)	0	0	1	1	0	40	1	1	5.45
5/27	@ St. Paul	W, 14-1	8.0	16	14	11	6	12	2	1	2	26	(.381)	(2.75)	0	0	0	0	0	48	0	0	5.58
5/28	@ St. Paul	L, 10-6	8.0	9	10	6	3	7	1	0	2	16	(.290)	(1.50)	0	0	1	0	0	36	0	1	5.60
5/30	MEMPHIS	W, 7-6	9.0	6	6	6	9	8	1	0	2	13	(.194)	(1.67)	0	0	0	1	0	41	1	1	5.61
5/31	MEMPHIS	L, 9-4	9.0	11	9	7	4	10	1	0	6	30	(.282)	(1.67)	1	0	0	0	0	44	0	0	5.64
6/1	MEMPHIS	L, 12-6	9.0	11	12	12	11	8	2	0	3	22	(.297)	(2.44)	0	0	0	1	0	48	0	0	5.76
6/2	MEMPHIS	W, 10-9 (10)	10.0	12	9	7	7	10	2	0	1	17	(.300)	(1.90)	0	0	0	3	0	48	0	1	5.77
6/3	MEMPHIS	L, 4-2	9.0	6	4	3	1	9	1	0	1	10	(.176)	(0.78)	2	0	0	0	0	35	0	0	5.72
6/4	MEMPHIS	L, 6-5	9.0	9	6	6	7	11	2	1	0	13	(.257)	(1.78)	1	0	0	1	0	42	0	1	5.73
6/6	@ Indianapolis																						
6/7	@ Indianapolis																						
6/8	@ Indianapolis																						
6/9	@ Indianapolis																						
6/10	@ Indianapolis																						
6/11	@ Indianapolis																						
6/13	COLUMBUS																						
6/14	COLUMBUS																						
6/15	COLUMBUS																						
6/16	COLUMBUS																						
6/17	COLUMBUS																						
6/18	COLUMBUS																						
6/20	@ Rochester																						
6/21	@ Rochester																						
6/22	@ Rochester																						
6/23	@ Rochester																						
6/24	@ Rochester																						
6/25	@ Rochester																						

DATE	OPPONENT	RESULT	AB	R	H	TB	2B	3B	HR	XBH	RBI	BB	IBB	SO	SB	CS	HBP	SAC	SF	GIDP	LOB	AVG (SEASON)
3/31	@ Indianapolis	W, 8-6	40	8	12	16	2	1	0	3	8	9	0	12	5	0	0	0	0	0	14	.300
4/1	@ Indianapolis	W, 12-1	42	12	16	24	2	0	2	4	12	6	0	10	3	0	0	0	2	0	11	.341
4/2	@ Indianapolis	W, 8-3	39	8	12	22	1	0	3	4	8	4	0	5	2	0	1	0	0	0	9	.331
4/4	TOLEDO	L, 9-2	29	2	6	12	1	1	1	3	2	6	0	7	2	0	0	0	0	4	6	.307
4/5	TOLEDO	L, 7-6	34	6	8	18	1	0	3	4	6	4	0	10	1	1	1	0	0	1	6	.293
4/6	TOLEDO	L, 8-5	32	5	7	15	0	1	2	3	3	3	0	12	2	1	0	0	1	1	4	.282
4/7	TOLEDO	W, 9-4	34	9	12	18	3	0	1	4	8	4	0	11	0	0	0	0	1	1	6	.292
4/8	TOLEDO	W, 13-8	36	13	12	26	2	0	4	6	13	5	0	9	0	0	0	0	0	0	4	.297
4/9	TOLEDO	L, 8-2	33	2	6	11	2	0	1	3	2	6	0	12	0	0	2	0	0	0	12	.285
4/11	@ Iowa	L, 9-6	38	6	10	20	4	0	2	6	6	1	0	6	0	0	0	0	0	0	6	.283
4/12	@ Iowa	W, 10-6	38	10	12	29	5	0	4	9	10	3	0	9	1	1	1	0	0	0	5	.286
4/13	@ Iowa	L, 14-1	31	1	6	12	3	0	1	4	1	1	0	4	0	0	0	0	0	1	4	.279
4/14	@ Iowa	W, 11-8	38	11	11	14	3	0	0	3	10	7	0	7	5	1	2	0	1	0	10	.280
4/15	@ Iowa	PPD/Rain																				
4/16 G1	@ Iowa	Cancelled/Snow																				
4/16 G2	@ Iowa	Cancelled/Snow																				
4/18	GWINNETT	L, 4-1	31	1	7	10	3	0	0	3	1	3	0	10	0	1	1	0	1	1	8	.277
4/19	GWINNETT	L, 6-2	31	2	6	14	2	0	2	4	2	3	0	7	2	0	0	0	0	1	5	.272
4/20	GWINNETT	L, 9-3	27	3	3	4	1	0	0	1	3	11	0	10	2	0	0	0	2	1	10	.264
4/21	GWINNETT	L, 7-3	35	3	9	13	1	0	1	2	3	4	0	8	1	0	0	0	0	1	9	.264
4/22	GWINNETT	L, 5-2	27	2	4	8	1	0	1	2	2	4	0	8	0	1	0	0	0	3	2	.259
4/23	GWINNETT	W, 5-3	31	5	12	15	3	0	0	3	5	4	0	7	6	1	0	0	0	0	6	.265
4/25	@ Nashville	L, 8-3	29	3	5	6	1	0	0	1	3	3	0	12	0	0	1	0	0	2	3	.261
4/26	@ Nashville	L, 5-0	30	0	4	5	1	0	0	1	0	2	0	7	3	0	0	0	0	2	5	.255
4/27	@ Nashville	W, 2-1	33	2	8	13	2	0	1	3	2	2	0	11	2	0	1	0	0	1	7	.255
4/28	@ Nashville	L, 4-3	30	3	5	5	0	0	0	0	2	3	0	9	3	1	0	0	0	1	3	.251
4/29	@ Nashville	L, 6-5 (10)	37	5	8	15	4	0	1	5	4	3	0	6	0	0	0	0	0	2	6	.250
4/30	@ Nashville	W, 10-6	34	10	11	23	3	0	3	6	10	7	0	7	3	0	1	1	3	1	9	.253
5/2	LOUISVILLE	L, 10-4	33	4	6	9	1	1	0	2	4	7	0	10	0	1	1	0	0	1	10	.250
5/3	LOUISVILLE	L, 7-4	34	4	10	13	3	0	0	3	4	2	0	6	0	0	0	0	0	3	5	.252
5/4	LOUISVILLE	L, 12-10	40	10	11	17	3	0	1	4	8	4	0	6	6	0	1	0	1	0	9	.253
5/5	LOUISVILLE	W, 6-2	30	6	5	12	1	0	2	3	6	3	0	10	3	0	0	0	0	0	3	.250
5/6	LOUISVILLE	W, 11-9	31	11	12	16	1	0	1	2	10	6	0	6	2	1	4	1	1	0	8	.254
5/7	LOUISVILLE	L, 4-3	35	3	8	17	1	1	2	4	3	2	0	10	2	0	0	0	0	0	7	.253
5/9	@ Scranton/WB	L, 14-2	31	2	4	8	1	0	1	2	1	0	0	5	0	0	0	0	0	1	2	.250
5/10	@ Scranton/WB	L, 4-3	30	3	5	11	1	1	1	3	3	7	0	8	3	1	1	0	1	0	9	.248
5/11	@ Scranton/WB	W, 4-3 (11)	36	4	4	8	1	0	1	2	2	4	0	9	3	0	1	0	0	2	6	.243
5/12	@ Scranton/WB	W, 3-2	32	3	8	10	2	0	0	2	3	2	0	7	1	1	0	0	1	0	5	.243
5/13	@ Scranton/WB	L, 8-6	37	6	14	21	4	0	1	5	6	1	0	8	3	1	1	0	0	0	6	.248
5/14	@ Scranton/WB	W, 6-3	33	6	7	20	2	1	3	6	5	6	0	13	2	1	0	0	0	0	6	.247
5/16	TOLEDO	L, 9-2	36	2	9	10	1	0	0	1	2	8	0	12	2	0	0	0	0	0	15	.247
5/17	TOLEDO	W, 16-8	41	16	18	34	7	0	3	10	15	5	0	9	3	0	2	0	0	1	8	.253
5/18	TOLEDO	W, 9-0	36	9	14	20	3	0	1	4	9	4	0	6	0	0	1	0	0	2	8	.256
5/19	TOLEDO	W, 9-1	32	9	12	18	4	1	0	5	8	8	0	7	5	1	1	0	1	1	9	.259
5/20	TOLEDO	L, 4-1	29	1	2	2	0	0	0	0	1	7	0	16	2	0	0	0	0	0	8	.255
5/21	TOLEDO	W, 8-4	35	8	12	28	2	1	4	7	7	6	0	6	2	0	0	0	0	1	9	.257
5/23	@ St. Paul	W, 6-1	35	6	10	18	5	0	1	6	6	4	0	11	0	0	0	0	1	2	7	.258
5/24	@ St. Paul	L, 6-5	38	5	11	15	1	0	1	2	5	6	0	12	1	1	0	0	0	1	12	.259
5/25	@ St. Paul	L, 8-6	36	6	10	16	3	0	1	4	6	7	0	6	6	0	2	0	0	1	12	.259
5/26	@ St. Paul	W, 6-4	32	6	8	9	1	0	0	1	3	8	0	7	7	1	1	0	0	2	8	.259
5/27	@ St. Paul	L, 14-1	28	1	6	9	0	0	1	1	1	7	0	8	0	2	1	0	0	4	8	.258
5/28	@ St. Paul	L, 10-6	34	6	11	12	1	0	0	1	5	3	0	5	2	0	0	0	0	4	4	.260
5/30	MEMPHIS	W, 7-6	34	7	12	24	4	1	2	7	5	2	0	5	0	2	1	0	0	1	6	.261
5/31	MEMPHIS	L, 9-4	37	4	9	9	0	0	0	0	3	1	0	10	3	0	1	0	0	1	8	.261
6/1	MEMPHIS	L, 12-6	34	6	9	20	2	0	3	5	6	6	0	10	1	0	1	0	0	2	8	.261
6/2	MEMPHIS	W, 10-9 (10)	40	10	13	20	4	0	1	5	9	3	0	8	4	1	0	2	1	0	8	.263
6/3	MEMPHIS	L, 4-2	31	2	6	7	1	0	0	1	1	6	0	11	0	0	0	0	0	1	8	.261
6/4	MEMPHIS	L, 6-5	37	5	12	13	1	0	0	1	4	6	0	8	2	0	0	0	0	2	11	.263
6/6	@ Indianapolis																					
6/7	@ Indianapolis																					
6/8	@ Indianapolis																					
6/9	@ Indianapolis																					
6/10	@ Indianapolis																					
6/11	@ Indianapolis																					
6/13	COLUMBUS																					
6/14	COLUMBUS																					
6/15	COLUMBUS																					
6/16	COLUMBUS																					
6/17	COLUMBUS																					
6/18	COLUMBUS																					
6/20	@ Rochester																					
6/21	@ Rochester																					
6/22	@ Rochester																					
6/23	@ Rochester																					
6/24	@ Rochester																					
6/25	@ Rochester																					

HITTING

SERIES	OPPONENT	DATES	AVG	G	AB	R	H	TB	2B	3B	HR	RBI	BB	IBB	SO	SB	CS	OBP	SLG	OPS	PA	SAC	SF	HBP	GIDP
SERIES 1	@ Indianapolis	3/31 - 4/2	.331	3	121	28	40	62	5	1	5	28	19	0	27	10	0	.420	.512	.932	143	0	2	1	0
SERIES 2	TOLEDO	4/4 - 4/9	.258	6	198	37	51	100	9	2	12	34	28	0	61	5	2	.355	.505	.860	231	0	2	3	7
SERIES 3	@ Iowa	4/11 - 4/16	.269	4	145	28	39	75	15	0	7	27	12	0	26	6	2	.335	.517	.852	161	0	1	3	1
SERIES 4	GWINNETT	4/18 - 4/23	.225	6	182	16	41	64	11	0	4	16	29	0	50	11	3	.330	.352	.682	215	0	3	1	7
SERIES 5	@ Nashville	4/25 - 4/30	.212	6	193	23	41	67	11	0	5	21	20	0	52	11	1	.292	.347	.639	220	1	3	3	9
SERIES 6	LOUISVILLE	5/2 - 5/7	.256	6	203	38	52	84	10	2	6	35	24	0	48	13	2	.349	.414	.763	236	1	2	6	4
SERIES 7	@ Scranton/WB	5/9 - 5/14	.211	6	199	24	42	78	11	2	7	20	20	0	50	12	4	.290	.392	.682	224	0	2	3	3
SERIES 8	TOLEDO	5/16 - 5/21	.321	6	209	45	67	112	17	2	8	42	38	0	56	14	1	.433	.536	.969	252	0	1	4	5
SERIES 9	@ St. Paul	5/23 - 5/28	.276	6	203	30	56	79	11	0	4	26	35	0	49	16	4	.391	.389	.780	243	0	1	4	14
SERIES 10	MEMPHIS	5/30 - 6/4	.286	6	213	34	61	93	12	1	6	28	24	0	52	10	3	.365	.437	.802	243	2	1	3	7
SERIES 11	@ Indianapolis	6/6 - 6/11																							
SERIES 12	COLUMBUS	6/13 - 6/18																							
SERIES 13	@ Rochester	6/20 - 6/25																							
SERIES 14	IOWA	6/28 - 7/3																							
SERIES 15	@ Gwinnett	7/4 - 7/9																							
SERIES 16	INDIANAPOLIS	7/14 - 7/16																							
SERIES 17	ST. PAUL	7/18 - 7/23																							
SERIES 18	@ Columbus	7/25 - 7/30																							
SERIES 19	@ Louisville	8/1 - 8/6																							
SERIES 20	IOWA	8/8 - 8/13																							
SERIES 21	@ Toledo	8/15 - 8/20																							
SERIES 22	ST. PAUL	8/22 - 8/27																							
SERIES 23	LOUISVILLE	8/29 - 9/3																							
SERIES 24	@ Iowa	9/5 - 9/10																							
Series 25	INDIANAPOLIS	9/12 - 9/17																							
Series 26	@ Columbus	9/19 - 9/24																							

PITCHING

SERIES	OPPONENT	DATES	W	L	ERA	G	GS	CG	SHO	GF	HLD	SV	SVO	IP	H	R	ER	HR	HB	BB	IBB	SO	AVG	WP	BK	GIDP
SERIES 1	@ Indianapolis	3/31 - 4/2	3	0	3.33	3	3	0	0	3	0	1	1	27.0	27	10	10	2	3	9	0	25	.273	0	1	9
SERIES 2	TOLEDO	4/4 - 4/9	2	4	6.67	6	6	0	0	6	0	0	1	54.0	69	44	40	11	4	30	0	56	.303	2	1	6
SERIES 3	@ Iowa	4/11 - 4/16	2	2	9.00	4	4	0	0	4	2	1	1	34.0	41	37	34	8	6	17	1	42	.289	1	0	1
SERIES 4	GWINNETT	4/18 - 4/23	1	5	4.50	6	6	0	0	6	3	1	1	54.0	55	34	27	5	2	24	0	39	.268	10	1	6
SERIES 5	@ Nashville	4/25 - 4/30	2	4	4.85	6	6	0	0	6	6	1	4	52.0	57	30	28	5	3	26	0	43	.284	3	0	4
SERIES 6	LOUISVILLE	5/2 - 5/7	2	4	6.83	6	6	0	0	6	3	2	3	54.0	64	44	41	14	2	26	0	53	.298	4	1	2
SERIES 7	@ Scranton/WB	5/9 - 5/14	3	3	5.57	6	6	0	0	6	7	2	5	53.1	53	34	33	10	5	36	2	58	.272	3	0	9
SERIES 8	TOLEDO	5/16 - 5/21	4	2	3.83	6	6	0	1	6	3	0	0	54.0	55	26	23	8	5	22	0	55	.266	5	0	7
SERIES 9	@ St. Paul	5/23 - 5/28	2	4	5.94	6	6	0	0	6	1	1	3	50.0	58	43	33	6	3	29	0	51	.286	0	0	2
SERIES 10	MEMPHIS	5/30 - 6/4	2	4	6.71	6	6	0	0	6	4	1	3	55.0	55	46	41	13	0	39	0	56	.255	4	0	6
SERIES 11	@ Indianapolis	6/6 - 6/11																								
SERIES 12	COLUMBUS	6/13 - 6/18																								
SERIES 13	@ Rochester	6/20 - 6/25																								
SERIES 14	IOWA	6/28 - 7/3																								
SERIES 15	@ Gwinnett	7/4 - 7/9																								
SERIES 16	INDIANAPOLIS	7/14 - 7/16																								
SERIES 17	ST. PAUL	7/18 - 7/23																								
SERIES 18	@ Columbus	7/25 - 7/30																								
SERIES 19	@ Louisville	8/1 - 8/6																								
SERIES 20	IOWA	8/8 - 8/13																								
SERIES 21	@ Toledo	8/15 - 8/20																								
SERIES 22	ST. PAUL	8/22 - 8/27																								
SERIES 23	LOUISVILLE	8/29 - 9/3																								
SERIES 24	@ Iowa	9/5 - 9/10																								
SERIES 25	INDIANAPOLIS	9/12 - 9/17																								
SERIES 26	@ Columbus	9/19 - 9/24																								

 SERIES WINS: 2 (1 at Home, 1 on Road)

 SERIES LOSSES: 6 (4 at Home, 2 on Road)

 SERIES SPLITS: 2 (2 on Road)

STARTING PITCHERS

[illegible]

RELIEVERS

[illegible]