


2010

MEDIA & INFORMATION GUIDE





The 2010 Altoona Curve Media & Information Guide is a publication of the Altoona Curve Communications Department. All information current as of March 25, 2010.

This publication was researched and written by Dan Zangrilli and Mike Passanisi of the Altoona Curve Communications Department. Layout, design and editing by Dan Zangrilli, Mike Passanisi and Bill Bettwy. Front cover design by Drew Miller.

Photos used in this publication provided by The Altoona Mirror, Pittsburgh Pirates' Team Photographer Dave Arrigo, Altoona Curve Team Photographer Jason Sipes, Lynchburg Hillcats Photographer John Mitchell and West Virginia Power Photographer Robin Black.

Statistical information provided in part by Major League Baseball Advanced Media (MLBAM), 75 Ninth Avenue, 5th Floor, New York, NY 10011.

Printed by theprinters.com, 3500 East College Ave, Suite 1000, State College, PA, 16801. Phone: 814.237.7600. Get more information at theprinters.com.

Special thanks to Kyle Stark and Diane DePasquale of the Pirates' Baseball Operations Department for their assistance.

Further information on the 2010 Altoona Curve is available through the Curve Media Relations Department by calling (814) 283-3118 or by visiting www.altoonacurve.com.

© 2010 Lozinak Professional Baseball, LLC

2010 Filler Content

Team MVPs	15	B.A. Top-30/Tools.....	39
Longest Game	20	Pirates Minors Players	
Grand Slam Trivia	24	of the Year	40
Triple Plays	26	Curve Name	42
2006 All-Star Game	29	Homer Happy Curve	43
Pirates E.L. Affiliates	32	Grand Slams To Date	46
Postseason All-Stars.....	34	Pitchers Going Deep	51
First Game.....	35	Curve Futures Game.....	52

2010

ALTOONA CURVE MEDIA & INFORMATION GUIDE

TABLE OF CONTENTS

ALTOONA CURVE FRANCHISE HISTORY	2-5
CLUB DIRECTORY	6
CURVE OWNERSHIP	7-8
2010 ALTOONA CURVE	9-52
Coaching Staff Profiles	10-11
Player Bios	12-52
CURVE HISTORY & RECORDS	53-82
Year-By-Year Results/Postseason Results	54
Year-By-Year Team Leaders	55
Annual Record Breakdown	56
Altoona Curve Players in the Major Leagues.....	57-58
All-Time Roster	59-61
Retired Number: Adam Hyzdu	62
Single Season/Game Records	63-68
Top-5 Single Season Highs	69-70
Opening Day Lineups	71
Year-By-Year	72-82
THE EASTERN LEAGUE.....	83-92
2010 E.L. Umpires/Mileage Chart	84
2009 Eastern League Review	85
2010 Curve Opponents.....	86-91
Eastern League Information.....	91
2010 Eastern League All Star Game	92
PIRATES ORGANIZATION	93-96
Pirates Directory	94
2009 Organizational Leaders/Summary	95
Pirates Affiliates	95-96
GENERAL INFORMATION.....	97-106
Curve Attendance.....	98-99
Blair County Ballpark	100
Curve Ticket Information	101
2010 Broadcasting Information	102-103
Directions/Pregame Schedule/Etc.	104
Media Policies	105

ALTOONA CURVE: A BRIEF HISTORY

Success of Franchise Began Early and Continues Strong

ORGANIZATION

2010 CURVE

HISTORY & RECORDS

EASTERN LEAGUE

PITTSBURGH PIRATES

GENERAL INFO



The future site of Blair County Ballpark with nearby Lakemont Park in the distance.

In the meantime, that same year, Bob and his family went across the country and bought what became one of the most successful franchises in the entire country - the Albuquerque Dukes, the long time Triple-A affiliate of the Los Angeles Dodgers.

Fast forward 16 years.


Like many other decisions in baseball, the latest round of major league expansion had a domino effect on the minor leagues. In 1995, Arizona and Tampa Bay were awarded major league franchises to play their inaugural season in 1998. To keep pace, baseball's rookie level added two teams in 1996. The following year, Class 'A' and Class 'AAA' each increased by two teams.

That left only Class 'AA' in need of expansion to match the number of teams in the big leagues. In 1997, the National Association of Professional Baseball Leagues, as it was then called, decided the Eastern League would receive the two new franchises to start play in 1999. Erie was an easy first choice of the NAPBL's expansion committee. After all, the SeaWolves had established short-season attendance records in the new Uht Park as part of the New York-Penn League from 1995-98.

The awarding of the second franchise wasn't easy. For months, it seemed Springfield, Massachusetts would land the team. However, an inability to finalize land and stadium finance deals left the NAPBL looking for another option. Enter Altoona. City native **Bob Lozinak** and a group of Pennsylvania lawmakers put together an 11th hour stadium financing package and site plan. The proposal was presented to the expansion committee at an October 5, 1997 meeting in Las Vegas. It received unanimous approval and Double-A baseball was on its way to Altoona.



Groundbreaking ceremonies, March 7, 1998



New Curve owner Bob Lozinak dons his Pirates jacket at the press conference announcing what has become one of the longest and most successful affiliations between a minor league franchise and a major league parent club.

Ballpark ground breaking ceremonies took place on March 7, 1998 and the franchise was officially awarded the following month. In June of that year, the team selected "Curve" as its nickname. The combination railroad/baseball moniker beat out several choices like "Lake Monsters," "Ridge Runners" and, believe it or not, "Fish!"

The next step for the Curve was affiliating with a major league team. Erie seemed to have an inside track on becoming the Pirates' new Double-A club, as the SeaWolves had served as Pittsburgh's short-season club from 1995-98. However, after a series of meetings with potential major league parent clubs, the Curve landed the coveted affiliation with the Pirates. The September 1998 announcement took the franchise to another level as the U.S. Route 22 pairing seemed an ideal fit. Central Pennsylvania fans, with their strong Pirates' roots, could now cheer for the Bucs' top prospects on their way to Pittsburgh.



Blair County Ballpark ribbon cutting, April 15, 1999.

The long-awaited first game in Curve history took place on April 9, 1999 in Reading, Pa. The game against the Phillies' affiliate was suspended by rain and completed the next day as part of a doubleheader. For the record, the Curve lost its first contest, 6-2, but recorded its first win hours later with a 6-4 decision in game two of the twinbill.

Finally, the Curve christened BCB on April 15 with a triumph over the Bowie Baysox. A huge crowd of 6,171 attended the history-making contest despite cold, rainy weather and nearly a one-hour delay.

Greenberg on April 2, 2002. Among the limited partners in Greenberg's collective: Pittsburgh Penguins' owner, star center and NHL Hall of Famer **Mario Lemieux**; Pittsburgh Steelers' all-pro running back **Jerome Bettis**; Altoona-based businessmen **Steve Sheetz** and **Don Devorris**. **Todd Parnell** would be tabbed as the team's new General Manager

On August 5, 2002 the Curve announced a new four-year affiliation agreement with Pittsburgh, securing one of baseball's strongest affiliations through 2006. Despite the ownership change, the Curve franchise enjoyed its most successful season to that point, drawing 363,871 fans to Blair County Ballpark

Between the 2002 and '03 seasons, Blair County Ballpark underwent its first major capital expansion project, as a new third-base Picnic Area, left-field Party Deck and outfield reserved seating section were constructed. The additions of the new areas brought the seating capacity of the ballpark to just over 7,200 and created enough room to hold nearly 10,000 fans on any night.

During the 2003 season, the Curve, led by third-year manager **Dale Sveum** took the franchise to new heights on the field, posting a 78-63 regular season record and securing the club's first-ever Eastern League postseason berth. The Curve would lose to the eventual E.L. champion Akron Aeros three-games-to-one in the first round of the playoffs. The playoff run helped fuel yet another franchise attendance record as 365,376 fans came through the gates at Blair County Ballpark.

In 2004, the Curve, now managed by **Tony Beasley**, finished with a league-best 85-56 record and not only returned to the playoffs, but took the next step and advanced to the Eastern League Championship Series for the first time in club history before losing to the New Hampshire Fisher Cats. The '04 season also turned out to be a banner year at the gates as the Curve added a fifth consecutive franchise attendance record after drawing 394,062 fans to Blair County Ballpark. Among those fans who attended Curve home games in 2004 was Vice President **Dick Cheney**, who attended the club's Fourth of July game against Harrisburg. Following the season, Curve General Manager **Todd Parnell** was honored as the Eastern League Executive of the Year, while the franchise was presented the prestigious Larry MacPhail Trophy symbolizing the top promotional effort, both on and off the field, in all of baseball.



Vice President Dick Cheney addresses the crowd on his visit to BCB on July 4, 2004.

The 2005 edition of the Curve reached postseason play in dramatic fashion, sweeping a four-game road series from Bowie during the final weekend of the season to reach the playoffs for a third consecutive season. Despite losing in the first round of the playoffs, the Curve won big earlier in the season when the franchise was named the host of the 2006 E.L. All-Star Game.

Altoona would have a banner year in 2006. The highlight of the season, and arguably the top moment in the first eight seasons of Curve baseball, came on July 12th when Altoona played host to the 2006 Eastern League All-Star Game. A Blair County Ballpark-record crowd of 9,308 were on hand to witness Curve All-Star **Brett Roneberg** take home MVP honors in a 5-3 win for the Southern Division All-Stars.

In the fall of 2006, the franchise won two prestigious awards, most notably, the John H. Johnson President's Trophy, which is given annually to Minor League Baseball's top club on the basis of long-time franchise stability, contributions to and promotion of the baseball industry and the financial success of the team. Also, the Curve were honored by Baseball America as the 2006 winner of the Double-A Bob Freitas Award.



The Curve captured the John H. Johnson Award in 2006 as the top franchise in the country.

The 2007 season proved to be a year in which the Curve continued their winning ways, as the club marched on to its sixth consecutive winning season. However, it wasn't enough to qualify for postseason play, as the club finished with an overall mark of 73-68. That season, plenty of the Pirates' top prospects passed through Blair County Ballpark. In addition to third-baseman **Neil Walker** and outfielder **Andrew McCutchen**, first basemen **Steve Pearce** enjoyed one of the finest seasons in club history en route to being named the 2007 Topps/Minor League Player of the Year.

In 2008, the Curve celebrated its storybook 10th anniversary season welcoming back plenty of former stars, including **Adam Hyzdu** and **Josh Bonifay** among many others. The Curve also unveiled their 10th Anniversary All-Time team.



December 1, 2008: Outgoing President and Managing Partner **Chuck Greenberg** (right) announced he was selling the team back to **Bob Lozinak**, the visionary who brought baseball to Altoona.

Officer, overseeing the day-to-day functions of the ball club.

The final block to the organization's new foundation was laid on December 5, 2008 when the Lozinak Family announced that they would bring back an old friend to steer the Curve into the future -- **Rob Egan**. Egan was the original play-by-play broadcaster for the team from 1999-2004. He left baseball for four years, but returned to the minors to become just the fourth General Manager in the club's 11-year history.

On December 30, 2008 Minor League Baseball approved the sale of the Curve from Greenberg's group back to Lozinak and the second chapter of the Lozinak era officially began.

The new 2009 season saw the Altoona Curve stumble under first-year manager **Matt Walbeck** as the team got off to a franchise worst 0-8 start and was never able to recover, finishing the year 62-80. However, the team did see one of the most prospect-laden lineups ever assembled in team history. As Pirates General Manager **Neal Huntington** traded away many valuable players at the major league level, an influx of talent came back in return. However, no one expected the fan fare that Pirates' 2008 top draft pick and top-rated prospect **Pedro Alvarez** would get when it was learned the New York native was being promoted from Lynchburg (A) on June 23. A throng of media attention ensued and Alvarez lived up to all his hype. The third baseman hit .333 with 13 home runs and 40 RBIs in just 60 games with the Curve. He was named the 2009 Curve M.V.P. not only for those staggering numbers, but primarily for the impact he had in the team's overall success. In games in which Alvarez played, the Curve were 34-26 (.567) while going just 26-51 (.338) in games where Alvarez did not play.

An outstanding partnership with the Pittsburgh Pirates became even stronger during the 2009 season when, on May 23, the Curve and Pirates signed a four-year extension to their Player Development Agreement, which will extend through the 2014 season.

On June 17, **Jimmy Carter**, the 39th President of the United States attended the Curve versus Reading game while on a fishing trip in nearby Huntingdon.

As for the team, though, the Curve underachieved as they suffered their first losing season since 2001, finishing with a mark of 65-77 and a fifth place finish in the Eastern League's Southern Division.

However, 2008 will be remembered not for what happened during the season, but rather what happened following the season. On Dec. 1, 2008, President and Managing Partner, **Chuck Greenberg** announced that his group was selling the Curve back to original owner and visionary, **Bob Lozinak**. Greenberg announced that he was forming a sports consultation service and that many members of the Curve upper management would join his endeavor, including General Manager **Todd Parnell**.

Shortly after the announcement of the sale, it was made public that **David Lozinak** would be appointed as the team's Chief Operating



Altoona Curve third baseman **Pedro Alvarez** was the most heralded prospect in franchise history and delivered on the field. He was named the 2009 Altoona Curve M.V.P.



June 1997	Altoona native Bob Lozinak joins a group that is pushing for a minor league baseball franchise.
Oct. 4, 1997	With just hours to spare, the state of Pennsylvania allocates nearly \$11 million in state funds towards the building of a new ballpark that would play host to the proposed new minor league baseball team.
Oct. 5, 1997	The expansion committee of the National Association of Professional Baseball Leagues unanimously grants Altoona's bid for a new minor league franchise over the bid submitted by the city of Springfield, Mass.
March 7, 1998	Groundbreaking ceremonies take place at the future site of Blair County Ballpark.
April 27, 1998	Altoona is officially granted an expansion franchise by the Eastern League.
July 2, 1998	"Curve" is selected as the new franchise's nickname.
Sept. 15, 1998	The Curve announces a four-year player development contract with the Pirates.
April 10, 1999	After a rainout the day before, the first game in Curve franchise history is played as part of a doubleheader in Reading--the Curve loses 6-2 in game one, but bounces back for a 6-4 win in game two of the twinbill.
April 15, 1999	The Curve's home opener is played before 6,171 fans at Blair County Ballpark with Altoona defeating Bowie 6-1.
Oct. 17, 2001	Curve majority owner Bob Lozinak announces that the franchise will be sold to a new group headed by Pittsburgh sports attorney Chuck Greenberg. Later, Greenberg would welcome Pittsburgh sports stars Jerome Bettis and Mario Lemieux into the new ownership group.
April 3, 2002	Less than 48 hours before the start of the 2002 season, the ownership transfer officially takes place. Todd Parnell is officially named the club's new General Manager.
Aug. 8, 2002	The Curve franchise is featured in a full-page feature story in the sports section of USA Today. The article titled "Curve Shape a Region's Heart" documents the game-day happenings at Blair County Ballpark.
Jan. 2003	Construction begins on a nearly \$1 million privately financed addition to BCB. The project yielded a left-field Picnic Pavilion, Party Deck and outfield bleacher seating section in time for the '03 season.
July 4, 2004	The Curve welcomes U.S. Vice President Dick Cheney for the Fourth of July game against Harrisburg. Cheney tossed out the first pitch and watched the first half of the game with his wife and granddaughter from the skybox of Pennsylvania State Senator Robert Jubelirer.
Dec. 2004	After setting a fifth-straight attendance record and continuing to create more fun in-game and nightly promotions, the Curve are awarded the Larry MacPhail Trophy for promotional excellence in Minor League Baseball.
July 12, 2006	The Curve hosts the 2006 E.L. All-Star Game in front of a record 9,308 fans.
Dec. 2006	The Curve are awarded Minor League Baseball's highest honor, the John H. Johnson President's Trophy signifying the top franchise among all clubs across the U.S. and Canada. The club is also presented with the Baseball America Bob Freitas Award as the top Double-A franchise in the minors.
June 17, 2008	Jimmy Carter, the 39th President of the United States, attends a Curve game while on a fishing trip to Spruce Creek in nearby Huntingdon. Altoona beat Reading, 4-3.
Dec. 1, 2008	Chuck Greenberg announces his group is selling the Curve back to Bob Lozinak, the original owner of the team. Greenberg also announced he was forming a sports consulting firm and that many of the team's upper management would leave with him in this endeavor, including GM Todd Parnell.
Dec. 5, 2008	The original Voice of the Altoona Curve from 1999-2004, Rob Egan, is named the fourth General Manager in Curve History.
Dec. 30, 2008	Minor League Baseball approves the sale of the Altoona Curve. Bob Lozinak and his family once again own their hometown team.
May 23, 2009	The Altoona Curve extend its current Player Development Contract with the Pittsburgh Pirates for an additional four years. The pact not only ensures that the Curve and Pirates will be affiliated with one another through the 2014 season, but the term means the Pirates and Curve will be affiliated for 16 seasons, making the affiliation the longest the Pirates have ever had in their history with a minor league club.



ALTOONA CURVE BASEBALL CLUB

Blair County Ballpark
1000 Park Avenue, Altoona, PA 16602
Phone: (814) 943-5400 or (877) 99-CURVE
Fax: (814) 943-9050 or (814) 942-9132
www.altoonacurve.com
frontoffice@altoonacurve.com

FRONT OFFICE

Managing Members	Bob & Joan Lozinak
Chief Operating Officer	David Lozinak
Chief Administrative Officer	Steve Lozinak
Chief Financial Officer	Mike Lozinak
Senior Advisor	Sal Baglieri
General Manager	Rob Egan
Director of Broadcasting/Communications	Dan Zangrilli
Director of Community Relations	Elsie Zengel
Director of Ballpark Operations	Kirk Stiffler
Director of Merchandising	Claire Martin
Director of Ticketing & Promotions	Matt Hoover
Director of Box Office Operations	Chris Keefer
Director of Mascot/Brand Development	Bill Bettwy
Manager of Concessions	Barbara Rogier
Asst. Manager of Concessions	Glenn McComas
Head Groundskeeper	Brian Soukup
Director of Creative Services	John Foreman
Ticket Account Executives	Matt Hoover, Mike Pence, A.J. Palazzi, Cassie Stroup
Sponsorship Sales Account Executive	Chris Keefer
Administrative Assistant	Chuck Griswold
Media Relations/Broadcasting Assistant	Carol Schmittle
Director of INTERNAL Affairs	Mike Passanisi
	Whitney Jones

FIELD STAFF

Manager	Matt Walbeck
Pitching Coach	Tom Filer
Hitting Coach	Ryan Long
Trainer	Bryan Housand
Strength & Conditioning Coordinator	Chad Uihlein

TEAM PERSONNEL

Team Physician	Dr. Joshua Port
Head of Security	Dave Metzger
Head Usher	Joe Bettwy
Public Address Announcer	Rich DeLeo
Official Scorers	Ted Beam, Dick Wagner
Home Clubhouse Manager	Jake Hunt
Visiting Clubhouse Manager	Ken Robinson

TEAM INFORMATION

Year Established	1999
Ballpark (Seating Capacity)	Blair County Ballpark (7,210)
Major League Affiliation	Pittsburgh Pirates (since 1999)
Team Colors	Cardinal and Hunter Green



Bob and Joan Lozinak on Opening Night 2009, their first game back as owners of the team since 2001.

Bob & Joan Lozinak, Managing Members

Bob and Joan Lozinak, both Altoona natives who always had dreams of bringing professional baseball to their hometown, were finally able to realize that dream in 1999. The original owners of the franchise from 1999-2001, Bob and Joan along with their three sons, Mike, David and Steve, reacquired their hometown team on December 29, 2008.

The Lozinaks had visions of bringing professional baseball to Altoona in the late 1970s, but public opposition thwarted the idea. They then proceeded to buy the Triple-A Albuquerque Dukes from former Los Angeles Dodgers owner Peter O'Malley and over the next 20 years (1979-2000), the Dukes captured six Pacific Coast League titles and numerous awards for club operations. Lozinak is among only a handful of minor league baseball owners to have been awarded the prestigious

John H. Johnson Trophy twice. The Johnson Trophy is awarded annually to the top franchise in Minor League Baseball in the U.S. and Canada. The Dukes were presented the honor in both 1984 and 1991. Additionally, Albuquerque also captured the Larry McPhail Trophy for the country's top promotional effort in 1987.

Lozinak sold the Dukes in 2000 so he could focus his efforts on his new franchise, the Altoona Curve.

After selling the Curve in 2002, the family purchased the West Tenn Diamond Jaxx, and would enjoy Double-A affiliations in the Southern League with both the Chicago Cubs and the Seattle Mariners before the team was sold in the early months of the 2008 season.

Bob was born in Altoona on June 4, 1937. His college education was interrupted by five years of service in the Army during the 1960s. Lozinak completed Officer Candidate's School in Lawton, Oklahoma and was honorably discharged as a 1st Lieutenant. Upon his discharge from the Army, Lozinak returned to finish his education at St. Francis College in Loretto, Pa. and graduated with a Bachelor's Degree in History.


After college, Bob and Joan became McDonald's franchisees in 1969 and their role as an owner-operator continues with stores in Hartford County, Maryland.

Since the purchase of their first McDonald's franchise, Joan has been actively involved in many phases of the operation of the restaurant, whether it means balancing the restaurant budget or appearing at numerous functions within the community.

Joan, a graduate of Altoona Catholic High School, currently serves on the Board of Trustees for Bishop Guilfoyle Catholic High School in Altoona. She is actively involved in long-term planning, policy development, financing, capital improvements, public relations and marketing, development and alumni relations and budgetary management.

Joan has always been actively involved in the Catholic church serving as either a Eucharistic Minister or singing in the choir.

The couple can often be found somewhere inside Blair County Ballpark on game days enjoying Curve baseball with fellow fans and enjoying the fun, affordable family atmosphere they always dreamed of providing through the game of baseball in their hometown.



Lozinak (left) poses for a picture with Pat McKernan. McKernan was the former President of the Eastern League from 1974-81. He also served as Lozinak's General Manager of the Albuquerque Dukes from 1979-99. Together the duo won a pair of John H. Johnson Trophies (1984 and 1991) as the top franchise in the country along with the Larry McPhail Trophy in 1987 for the top promotional effort in the minors. The two are shown pictured in Altoona together in 1999. McKernan was named the "King of Baseball," at Baseball's Winter Meetings in 2000. McKernan passed away in 2001.




David Lozinak, Chief Operating Officer


David Lozinak enters his second year as the Chief Operating Officer of the Altoona Curve. His day-to-day responsibilities will be to oversee the entire operation of the Altoona Curve.

Prior to joining the Curve staff in December, 2008, Lozinak held the same position with the West Tenn Diamond Jaxx and also spent two years working in the Accounting and Concessions departments for the Albuquerque Dukes.

David is a 1987 graduate of Widener University with a degree in Business Administration. He resides in Hollidaysburg with his wife Aimee; daughter, Katie; and son, Will.



David
LOZINAK
C.O.O.



Rob Egan, General Manager

The original play-by-play voice of the Altoona Curve from 1999-2004, Rob Egan returned to professional baseball after a four year hiatus when he was named the fourth General Manager in franchise history on December 5, 2008.

He returned to the Curve after spending nearly four years as the Secretary for Communications for the Catholic Diocese of Altoona-Johnstown (2005-08). Egan also hosted the daily sports talk show "Front & Center" on the ESPN Radio affiliates in Altoona and State College.

Egan brings 10 years of experience in professional baseball and has spent his entire career in the fields of communications and public relations. In addition to his broadcasting responsibilities, Egan was extensively involved in the marketing, promotions and sponsorship sales of all the teams for which he previously worked.

Before getting into baseball, Egan was the afternoon news and sports director for WGHN-FM and AM Radio in Grand Haven, MI from 1992-1995. A 1991 graduate of Central Michigan University, he has performed various play-by-play duties for three Division I schools: Central Michigan, College of Charleston, and St. Francis University. A native of Grand Blanc, MI, Egan resides in Altoona with his wife, CK, and three children: Drew, Gabriel, and Caroline.



Rob
Egan
GM

GENERAL MANAGERS IN ALTOONA CURVE HISTORY

Sal Baglieri.....1999
Jeff Parker.....2000-2001
Todd Parnell.....2002-2008
Rob Egan.....2009-present




Curve
Pa

2010 ALTOONA CURVE

TIM ALDERSON RHP

- 7th Best Prospect in Pirates Organization According to Baseball America
- 22nd Overall Pick in the 2007 Amateur Draft
- 2008 California League Midseason and Postseason All-Star
- MiLB.com Class-A Advanced Starting Pitcher of the Year in 2008
- A combined 9-2 in 2009 at Double-A

**MATT WALBECK****MANAGER****AGE:** 40**BORN:** OCT. 2, 1969**BIRTHPLACE:** SACRAMENTO, CALIF.**RESIDES:** FAIR OAKS, CALIF.**PLAYING POSITION:** CATCHER**COACHING EXPERIENCE:** SEVENTH SEASON (SIXTH AS MANAGER)

The 2010 season will be the second year for 10-year Major League veteran Matt Walbeck as manager of the Altoona Curve.

"Wally" became the fifth manager in the 12-year history of the Altoona Curve in the winter of 2008, succeeding Marty Brown ('99-'00), Dale Sveum ('01-'03), Tony Beasley ('04-'05) and Tim Leper ('06-'08). The former major league catcher spent the 2008 season as the third base coach for the Texas Rangers, his first stint as a major league coach.

From 2004-07, Walbeck managed in the Detroit Tigers minor league system, compiling a combined 312-224 (.561) record. He skippered Low-A West Michigan of the Midwest League for three seasons ('04-'06). For his efforts, he was named Midwest League Manager of the Year in 2006 after leading the Whitecaps to their second championship in three years.

The Tigers brass promoted Walbeck the following year. During the 2007 season he managed the Erie SeaWolves of the Eastern League to an 81-59 record. The 'Wolves won the E.L. South title outright and Walbeck captured E.L. Manager of the Year honors. Walbeck also captured the same honors from Baseball America as the best skipper in all of minor league baseball.

The 2008 season found Matt in the big leagues for the first time as a coach when he joined Ron Washington's staff in Texas as the Rangers third base coach.

A six-year run for Walbeck as a manager and coach was preceded by a successful career as a major league catcher from 1993-2003 with Chicago (NL), Minnesota, Anaheim, Detroit and Philadelphia.

Matt, 40, was born in Sacramento, Calif. and currently resides in Fair Oaks, Calif. with his wife Stephenie and their children Luke, Olivia and Tatum.



Walbeck, known for a positive, steady approach, surveys from the top step of the dugout in 2009.

ALL TIME CURVE MANAGERIAL RECORDS


MANAGER	YEAR	RECORD	WIN %
MARTY BROWN	1999-2000	137-145	.486
DALE SVEUM	2001-2003	213-211	.502
TONY BEASLEY	2004-2005	161-122	.569
TIM LEIPER	2006-2008	213-209	.505
MATT WALBECK	2009-current	62-80	.437

WALBECK'S STATS AS MLB CATCHER

Years:	10
Games Played:	682
Batting Average:	.233
Hits:	492
Home Runs:	28
RBI:	202
CS/ATT:	188/608 (31%)

MATT WALBECK'S MANAGERIAL CAREER

YEAR	CLUB	LEAGUE	W	L	PCT.	FINISH
2004	West Michigan (Tigers)	MID League (A)	69	70	.496	5th/1st
2005	West Michigan (Tigers)	MID League (A)	73	67	.510	5th/2nd
2006	West Michigan (Tigers)	MID League (A)	89	48	.649	1st/1st
2007	Erie SeaWolves (Tigers)	EAS. League (AA)	81	59	.636	1st
2009	Altoona Curve (Pirates)	EAS. League (AA)	62	80	.437	6th
TOTALS			374	324	.536	

**TOM FILER**

AGE: 53 **BORN:** DEC. 1, 1956
BIRTHPLACE: PHILADELPHIA, PA.
RESIDES: LONGSHORE, PA.
PLAYING POSITION: RHP
COACHING EXPERIENCE: 17TH SEASON


PITCHING COACH

Tom Filer joins the Altoona Curve coaching staff for his first season, which is also his first in the Pittsburgh chain.


The summer of 2009 saw Filer in Williamsport of the short-season New York-Penn League tutoring the future arms of the Philadelphia Phillies.

Filer is no stranger to the Eastern League, though. The 53-year old native of Philadelphia spent four years (2005-08) as the pitching coach for the Reading Phillies.

Filer pitched in parts of six seasons in the major leagues for the Cubs (1982), Blue Jays (1985) Brewers (1988-90) and Mets (1992) compiling a 22-17 record with a 4.25 ERA in 67 games (51 starts). He brings a total of 16 seasons of coaching experience in the minor leagues. In addition coaching for the Philadelphia organization (2002-09), Filer has also worked with prospects in the Yankees' and Blue Jays' systems. Filer is a 1974 graduate of Philadelphia's Archbishop Ryan High School and led the school's baseball team to the Catholic League championships. He has a BS in marketing from LaSalle University.



Tom Filer was the pitching coach for the Reading Phillies from 2005-08.

**RYAN LONG**

AGE: 37 **BORN:** FEB. 2, 1973
BIRTHPLACE: HOUSTON, TEXAS
RESIDES: PEARLAND, TEXAS
PLAYING POSITION: INFIELDER
COACHING EXPERIENCE: 10TH SEASON

HITTING COACH

Ryan Long returns for his second season as Altoona Curve hitting instructor and his second season in the Pirates organization. Prior to joining the Curve, Long spent the 2007 and 2008 seasons in the same capacity with the Burlington Bees (A - Kansas City Royals). In 2008, the Bees captured the Midwest League Championship.

Long also spent six seasons (2001-06) in the Chicago White Sox organization. In 2005, he worked as the hitting instructor for the South Atlantic League Champion Kannapolis Intimidators.


Long was originally drafted by Kansas City in 1991 and played for 10 years in the Royals chain, making it to the major leagues in 1997. He played 10 games in the big leagues going 2-for-9 with 2 RBIs. He collected his first major league hit off Seattle's Randy Johnson. He and his wife Olivia reside in Pearland, Texas in the offseason.

**BRYAN HOUSAND**

AGE: 35 **BORN:** JULY 3, 1974
BIRTHPLACE: WILMINGTON, N.C.
RESIDES: MONROE, N.C.
COACHING EXPERIENCE: 10TH SEASON

ATHLETIC TRAINER

Bryan Housand will celebrate his 10th season in the Pirates organization and his first with the Curve. Housand spent the previous four seasons as the athletic trainer with the Lynchburg Hillcats (Advanced-A). Prior to his stint in Lynchburg, Housand was with the South Atlantic League's Hickory Crawdads (2003-05) and Williamsport (2001-02) of the New York-Penn League. Bryan earned a degree in Physical Education with a specialization of Sports Medicine from the University of North Carolina (Chapel Hill). He and his wife Amanda reside in Monroe, N.C.



NATE ADCKOCK

RHP

HEIGHT: 6-5 **WEIGHT:** 218
AGE: 22 **BORN:** FEB. 25, 1988
BIRTHPLACE: ELIZABETHTOWN, KY.
RESIDES: VINE GROVE, KY.
ACQUIRED: OBTAINED IN A TRADE WITH SEATTLE ON 7/29/09

BATS/THROWS: R/R
SCHOOL: NORTH HARDIN (KY.) HS

CAREER TRANSACTIONS...Drafted by the Seattle Mariners in the fifth round of the 2006 amateur draft out of North Hardin (Ky.) HS...Obtained by Pittsburgh on 7/29/09 along with RHP Aaron Pribanic, RHP Brett Lorin, 1B Jeff Clement and INF Ronny Cedeno in exchange for SS Jack Wilson and RHP Ian Snell



This will be Adcock's first full season in the Pirates organization after coming over in a trade with Seattle last July

five of his 16 starts (went at least 7.0 three times)...Allowed three runs or fewer in nine of his 16 starts...Had 3 ER or fewer in 14 of his 16 starts...Earned his first career victory on 5/22/07 vs. Kane County...Pitched better after the break (4 GS, 1-2, 2.86 ERA) than before (1-6, 3.97 ERA)...Held batters to a .189 average with runners in scoring position ...Went 1-0 with a 2.70 ERA in July to earn a promotion to High Desert (CAL)

2006 SEASON...Made first career appearance after being drafted with the AZL Mariners on 7/14/06 at RAN...Suffered first career loss on 7/24/06 vs. RAN...Pitched much better in August (0-1, 2.96 ERA) than in July (0-1, 4.50 ERA)...Excelled as a starter in the Arizona League (0-1, 1.64 ERA in six starts)...Held right handed batters to a .202 batting average

CURVE CUTS...Fifth professional season...Struck out 140 batters while going 12-2 for North Hardin (Ky.) HS in 2006...Named a third-team All-American by the National Baseball Coaches Association (NBCA) his senior year

2009 SEASON...Started season with High Desert (CAL) in the Seattle organization...Pitched his only career nine-inning complete game on 4/17/09 at Lancaster...Was 2-0 with a 3.31 ERA in six games started in May...Was 5-3 with a 3.70 ERA in 14 starts before the All-Star break and 0-4 with a 12.10 ERA in seven games (five starts) after...Went at least six innings in eight of his 19 starts...Involved in seven-player trade with Pittsburgh and was assigned to Lynchburg (CAR)...Made seven appearances (four starts) with the Hillcats...Started and won game three vs. Wilmington in the divisional round of the Carolina League playoffs on 9/12 (5.0 IP, 5H, 2 R, 1 ER, 3 BB, 4 K)

2008 SEASON...Once again began season with Wisconsin (MID)...Allowed three earned runs or fewer in 11 of his 14 starts...Lasted at least six frames in eight of 14 starts (went 7.0 four times)...Struck out at least five batters in 10 of 14 starts...Notched a career-high nine strikeouts three different times (5/6 @ GLL, 5/12 vs. BUR, 6/13 @ CLI)...Placed on the DL with a right elbow strain on 6/6 and missed the remainder of the season


2007 SEASON...Began season with Wisconsin (MID)...Made 16 starts for the Timber Rattlers in his second season of pro ball...Lasted at least six innings in

ADCKOCK CAREER HIGHS

IP Starter: 9.0, 4/17/09 (HD @ LAN)
 IP Reliever: 4.1, 8/28/06 (MAR @ GIA)
 Most Hits: 8 (3x), last 6/2/08 (WIS vs. PEO)
 Strikeouts: 9 (3x), last 6/13/08 (WIS @ CLI)
 Walks: 6 (2x), last 4/26/08 (WIS vs. BEL)

NATE ADCKOCK CAREER STATISTICS

YR	CLUB	W-L	ERA	G	GS	CG	SHO	SV	IP	H	R	ER	HR	BB	SO
2006	AZL Mariners (R)	0-2	3.31	10	6	0	0	0	35.1	33	21	13	1	16	31
2007	Wisconsin (A)	2-8	3.70	17	16	0	0	0	87.2	85	60	36	7	38	66
	High Desert (A)	1-3	8.84	5	5	0	0	0	18.1	20	26	18	0	22	11
2008	Wisconsin (A)	2-5	3.72	15	14	0	0	0	77.1	81	45	32	3	29	82
2009	High Desert (A)	5-7	5.29	21	19	1	0	0	102.0	103	72	60	10	54	71
	Lynchburg (A)	3-2	5.25	7	4	0	0	0	24.0	29	17	14	5	7	15
MINOR LEAGUE TOTALS		13-27	4.52	75	64	1	0	0	344.2	351	241	173	26	166	276



RAMON AGUERO

RHP

HEIGHT: 6-4 **WEIGHT:** 195
AGE: 25 **BORN:** DEC. 21, 1984
BIRTHPLACE: SANTO DOMINGO, D.R.
RESIDES: SANTO DOMINGO, D.R.
ACQUIRED: SIGNED AS A NON-DRAFTED FREE AGENT ON 7/19/05

BATS/THROWS: R/R
SCHOOL: -

ORGANIZATION

CAREER TRANSACTIONS...Signed as a non-drafted free agent on 7/19/05

CURVE CUTS...Fifth professional season, third stateside...Added to 40-man roster in the offseason

2009 SEASON...Made the jump to Low-A West Virginia (SAL) to start the campaign...Made 20 appearances (three spot starts) with the Power...Lost his first outing on 4/13 vs. BG (2.1 IP, 8 H, 5 R, 5 ER)...Bounced back to not allow a run over 4.0 innings in a spot start on 4/17 @ LEX...Permitted one run over 4.1 IP in a start versus DEL on 5/17...Gave up seven runs (three earned) over 17.1 IP in May (1.56 ERA)...Actually had a 2.25 ERA over his three starts (5.50 ERA over his 17 relief appearances)...Pitched three scoreless innings in relief on 6/21 with four strikeouts on 6/21 @ HIC...Logged three scoreless innings in his final appearance with the Power on 6/28 @ GBO...Earned a promotion to High-A Lynchburg (CAR) on 7/2...Made 11 appearances out of the bullpen for the Hillcats (1-0, 2.49 ERA)...Did not allow a run in six of his 11 outings...Kept left-handed batters in check with a .174 batting average...Fanned five over 3.0 innings in his only decision (a win) with the Hillcats on 8/3 @ KIN...Made the jump to Double-A Altoona on 8/14 and recorded his first career save in his first game with the Curve (8/14 vs. NH)...Was 4-for-4 in save opportunities with Altoona...Converted on a save in four of his first five games in Double-A...Did not permit a run in those five games...Took the loss on 8/30 @ ERI after giving up a run in the bottom of the 12th...Finished the regular season with the Curve and was 0-2 with a 2.84 ERA...Returned to Lynchburg for the Carolina League playoffs...Made four appearances in the playoffs for the Hillcats and permitted just one earned run in 8.1 IP (1.08 ERA)...Notched one save in those four playoff outings...Pitched for Aguilas of the Dominican Winter League and was 0-1-2 with a 3.00 ERA (15 appearances)



Aguero was added to the Pirates 40-man roster in the offseason

2008 SEASON...Earned a promotion to Short-Season State College (NYPL) to start the year...Was his first season stateside...Started in 10-of-15 games and lost six of the 10 starts...Led the league in losses...Fared better in a reliever role (1-4, 4.70 ERA) than as a starter (0-6, 7.68 ERA) Gave up seven runs (six earned) on career-high 10 hits in 3.0 innings in his first start with the Spikes on 6/22 vs. AUB...Lone win came on 7/19 vs. JAM (4.2 IP, 2 H, 2 R, 1 ER, 4 K)

2007 SEASON...Once again spent the entire year in the Dominican Summer League...Spent a majority of his time as a starter (13 out of 16 games)...Was 5-2 with a 2.09 ERA in those 13 games started...Struggled in his three relief outings (0-0, 7.71 ERA, 10 R, 2 ER in 2.1 IP)...Allowed one unearned run over six innings of work on 6/13 @ ANG while striking out six for his first win of the year...Finished June 2-0 with a 1.71 ERA in five starts...Tossed a career-high 8.0 innings of shutout baseball in a win over ORI on 7/13...Set a career high for strikeouts in his next start on 7/19 vs. AST with 10...Was 2-1 in six games (five starts) in July (2.18 ERA)...Would reach the double-digit strikeout total again on 8/14 vs. RGR by fanning 10...Was better on the road (3-1, 1.34 ERA) than at home (2-1, 3.31 ERA)...Ended the year tied for the team lead in starts (13) and wild pitches (14)...Was second on team in innings pitched (75.2)

2006 SEASON...Made debut on 6/5 vs. DSL Astros and allowed one run on one hit in four innings of relief work...Suffered first professional loss on 7/8 @ DSL Angels despite allowing two runs (one earned) in five innings as a starter...Enjoyed his best success as a reliever (1-0, 1.93 ERA) in four appearances

AGUERO CAREER HIGHS

IP Starter: 8.0, 7/3/07 (PIR @ ORI)
 IP Reliever: 4.2(2x), last 8/26/08 (SC @ JAM)
 Most Hits: 10, 6/22/08 (SC vs. AUB)
 Strikeouts: 10(2x), last 8/14/07 (PIR vs. RGR)
 Walks: 4 (2x), last 8/30/09 (ALT @ ERI)

RAMON AGUERO CAREER STATISTICS

YR	CLUB	W-L	ERA	G	GS	CG	SHO	SV	IP	H	R	ER	HR	BB	SO
2006	DSL Pirates (R)	1-1	3.41	8	4	0	0	0	29.0	28	15	11	1	9	19
2007	DSL Pirates (R)	5-2	2.26	16	13	1	1	0	75.2	64	31	19	5	22	81
2008	State College (A)	1-10	6.75	15	10	0	0	0	49.1	64	47	37	3	22	35
2009	West Virginia (A)	1-2	4.71	20	3	0	0	0	49.2	58	31	26	5	16	40
	Lynchburg (A)	1-0	2.49	11	0	0	0	0	21.2	20	10	6	1	9	22
	Altoona (AA)	0-2	2.84	8	0	0	0	4	12.2	8	4	4	0	6	13
MINOR LEAGUE TOTALS		9-17	3.89	78	30	1	1	4	238.0	242	138	103	15	84	210

2010 CURVE

HISTORY & RECORDS

EASTERN LEAGUE

PITTSBURGH PIRATES

GENERAL INFO



TIM ALDERSON

RHP

HEIGHT: 6-6 **WEIGHT:** 225
AGE: 21 **BORN:** NOV. 3, 1988
BIRTHPLACE: PHOENIX, ARIZ.
RESIDES: PHOENIX, ARIZ.

BATS/THROWS: R/R
SCHOOL: HORIZON (ARIZ.) HS

ACQUIRED: OBTAINED IN A TRADE WITH SAN FRANCISCO ON 7/29/09

CAREER TRANSACTIONS... Selected in the first round (22nd overall) of the 2007 amateur draft by San Francisco out of Horizon (Ariz.) HS... Obtained in a trade with San Francisco on 7/29/09 in exchange for 2B Freddy Sanchez

CURVE CUTS... Is ranked as the seventh best prospect in the Pirates organization according to Baseball America entering the season... Was slated as the 33rd best pro prospect coming out of high school in 2007 by Baseball America after going 12-0 with a 1.05 ERA and 111 strikeouts in 73.0 innings... Led Horizon to the Arizona 5A title in '07... Earned midseason and postseason California League All-Star accolades for his performance with High-A San Jose in '08... Named MiLB.com Class-A Advanced Starting Pitcher of the Year in 2008... Entered the '09 campaign as the fourth best prospect in the Giants organization as ranked by Baseball America... They also touted him the ninth best RHP in all of baseball as well as having the best curveball in the Giants system entering 2009... Became the first Curve pitcher to hit a home run in a game since '01 (Randy Galvez) when he homered off Eric Arnesen of Harrisburg on 8/19

2009 SEASON... Began the season with High-A San Jose (CAL) and made just five starts before being promoted to Double-A Connecticut (EAS) on 5/10... Was 1-1 with a 4.15 ERA in those five starts but struck out 20 and walked just three (26.0 IP)... Impressed in his first Double-A start, throwing 6.2 IP on 5/10 @ NH without allowing a run and striking out a career-high 10 batters... Notched a win in his first two decisions with Defenders... Allowed four runs total in his first four starts (19.0 IP)... Threw a career-high 8.0 innings on 6/2 vs. New Britain but suffered the loss despite allowing just two runs... Won his last four decisions before being traded to Pittsburgh on 7/29... Hit his first career home run in his last start with Connecticut on 7/23 @ BIN... Compiled a record of 6-1 with a 3.47 ERA in his 13 starts before the trade... Assigned to Double-A Altoona after being acquired by Pittsburgh... Won in his debut with the Curve on 8/1 vs. TRN (5.2 IP, 7 H, 2 R, 1 ER, 1 BB, 4 K)... Blanked New Hampshire on 8/7 for six innings to earn his second win with Altoona (0 H, 1 BB, 3 K)... Won first three decisions with the Curve... Lost his last start on 9/4 @ BIN (5.0 IP, 11 H, 7 R)... Was 4-for-13 (.308) from the plate between Altoona and Connecticut... Ended the year with a 9-2 record at Double-A between Connecticut and Altoona

2008 SEASON... Promoted to High-A San Jose (CAL) where he would spend the duration of the 2008 season... Started 26 games for the Giants and compiled a 13-4 record with a 2.79 ERA... Won his first career decision in his first start with San Jose on 4/6 in Bakersfield... Went on to win six of his first seven decisions from 4/6-5/18... Threw seven innings of shutout baseball while allowing just four hits on 6/15 at Bakersfield... Named to the California League midseason All-Star team but did not pitch in the game... Came back after the break to win five straight starts from 6/29-7/24... Went 4-0 in five July starts (2.48 ERA, 32 K, 6 BB)... Earned California League Pitcher of the Week honors for the week of July 28-Aug. 4 (0-0, 0.00 ERA, 6 H, 0 R, 1 BB, 0 BB, 11 K)... Pitched better after the break (7-1, 2.18 ERA) than before (6-3, 3.29 ERA)... Turned in his best month in terms of ERA in the final month of the year (August) with a 2.10 ERA in five starts... Led the Cal League in ERA (2.79) and was third in wins (13) and fourth in strikeouts (124)... Half of his 26 starts (13) were quality starts... Tossed at least five innings in all but two of his 26 outings... Went at least six in half of his starts (13)... Lasted seven innings on five different occasions (2-0)... Had the lowest BAA of any starting pitcher in the league (.235) and also allowed the fewest baserunners per nine innings for any pitcher in the league... Named the MiLB.com Class-A Advanced Starting Pitcher of the Year following the season


2007 SEASON... Made his professional debut with the Rookie-level AZL Giants on 8/16 in a start where he threw just one inning... Only threw five innings total for the AZL club and did not allow a run or a walk while striking out 12 batters

ALDERSON CAREER HIGHS

IP Starter: 8.0, 6/2/09 (CON vs. NBR)
 IP Reliever: 2.0, 8/27/07 (GIA vs. BRE)
 Most Hits: 11, 9/4/09 (ALT @ BIN)
 Strikeouts: 10, 5/10/09 (CON @ NH)
 Walks: 5, 5/18/08 (SJO @ STO)

TIM ALDERSON CAREER STATISTICS

YR	CLUB	W-L	ERA	G	GS	CG	SHO	SV	IP	H	R	ER	HR	BB	SO
2007	AZL Giants (R)	0-0	0.00	3	2	0	0	0	5.0	4	0	0	0	0	12
2008	San Jose (A)	13-4	2.79	26	26	0	0	0	145.1	125	48	45	4	34	124
2009	San Jose (A)	1-1	4.15	5	5	0	0	0	26.0	31	12	12	4	3	20
	Connecticut (AA)	6-1	3.47	13	13	0	0	0	72.2	76	31	28	5	14	46
	Altoona (AA)	3-1	4.66	7	7	0	0	0	38.2	39	23	20	4	13	18
MINOR LEAGUE TOTALS		23-7	3.29	54	53	0	0	0	287.2	275	114	105	17	64	220

**HARRISON BISHOP****RHP**

HEIGHT: 6-3 **WEIGHT:** 224
AGE: 25 **BORN:** AUG. 17, 1984
BIRTHPLACE: REDMOND, WASH.
RESIDES: KIRKLAND, WASH.
ACQUIRED: 17TH ROUND SELECTION IN THE 2007 AMATEUR DRAFT

BATS/THROWS: R/R
SCHOOL: WASHINGTON

CAREER TRANSACTIONS... Selected by the Baltimore Orioles in the 40th round of the 2004 amateur draft (did not sign)... Selected by Pittsburgh in the 17th round of the 2007 amateur draft out of the University of Washington

CURVE CUTS... Fourth professional season... Sat out 2005 season at Edmonds Community College due to Tommy John Surgery... Played at Washington with fellow Pirates farmhand Matt Hague

2009 SEASON... Used exclusively as a reliever with Lynchburg (Carolina League)... Had a stellar July for Hillcats (1-1, 1.26 ERA, 14.1 IP, 8 H, 20 K, 2 BB)... Better than a 3:1 strikeout-to-walk ratio (73 K, 24 BB)... Had sub-2.30 ERA in sixth, seventh and ninth innings... Had two separate three-game streaks with no runs allowed (5/8-5/17 and 8/27-9/4)... Held opponents to a .240 batting average (.221 for righties and .258 for lefties)... Permitted five home runs in 80.2 IP (about one home run every 16 IP)... Problematic in the eighth frame (26 earned runs allowed in 27.1 IP — 8.56 ERA)... Appeared twice in relief for Lynchburg in the playoffs (0-0, 13.50 ERA)

2008 SEASON... Played entire 2008 season with Hickory Crawdads (SAL)... Owned a 3:1 strikeout-to-walk ratio (60 K, 20 BB)... Stifled South Atlantic League hitters with a .203 batting average against (.183 for righties)... Registered a 1.08 WHIP... Was 4-0-1 with a 2.51 ERA in 14 appearances at home... Suffered first professional loss on 4/13/08 at Knapolis... Didn't suffer a loss after April 20... Posted a 2-0-1 record with a 1.89 ERA in 10 outings after the All-Star break... Recorded first professional save on 8/18/08 vs. Knapolis (2.0 IP, 0 H, 3 BB, 2 K)

2007 SEASON... Made 19 appearances for State College (NYPL) after being drafted out of Washington... In eight appearances on the road (0-0, 1.88 ERA, 16 K, 2 BB)... Pitched a scoreless inning in his professional debut on 6/19/07 at Williamsport... Enjoyed a stellar July (0-0, 0.93 ERA) in seven appearances... Better after the break (1-0, 2.40 ERA, 20 K, 4 BB in 15.0 IP)... Fanned a career-high six batters in three innings on 8/21/07 at Batavia... Picked up first professional win on 8/28/07 over Batavia (1.0 IP, 1 H, 0 R)

BISHOP CAREER HIGHS

IP Reliever: 3.0(15x), last 9/1/09 (LYN @ POT)
 Most Hits: 6(2x), last 6/10/09 (LYN vs. FRE)
 Strikeouts: 6, 8/21/07 (SC @ BAT)
 Walks: 3(2x), last 8/18/08 (HIC vs. KAN)


HARRISON BISHOP CAREER STATISTICS

YR	CLUB	W-L	ERA	G	GS	CG	SHO	SV	IP	H	R	ER	HR	BB	SO
2007	State College (A)	1-0	3.03	19	0	0	0	0	29.2	24	13	10	1	13	33
2008	Hickory (A)	5-2	3.23	29	0	0	0	1	55.2	40	24	20	2	20	60
2009	Lynchburg (A)	2-4	5.02	35	0	0	0	2	80.2	74	51	45	5	24	73
MINOR LEAGUE TOTALS		8-6	4.07	83	0	0	0	3	166.0	138	88	75	8	57	166

CURVE TEAM MVP'S

1999	Adam Hyzdu, OF
2000	Adam Hyzdu, OF***
2001	Shaun Skrehot, INF
2002	Carlos Rivera, 1B
2003	Sean Burnett, LHP +++
2004	Chris Duffy, OF
2005	Jose Bautista, 3B
2006	Brett Roneberg, 1B/OF
2007	Steven Pearce, 1B
2008	Jonel Pacheco, OF
2009	Pedro Alvarez, 3B

*** - Also named 2000 E.L. Most Valuable Player
 +++ - Also named 2003 E.L. Pitcher of the year



KYLE BLOOM

LHP

HEIGHT: 6-4 **WEIGHT:** 197
AGE: 27 **BORN:** FEB. 21, 1983
BIRTHPLACE: SCHAUMBURG, ILL.
RESIDES: BRADENTON, FLA.
ACQUIRED: RETURNED TO PIRATES FROM DETROIT (RULE V) ON 3/28/09

BATS/THROWS: R/L
SCHOOL: ILLINOIS STATE

CAREER TRANSACTIONS... Selected in the fifth round of the 2004 draft by Pittsburgh out of Illinois State... Claimed by the Detroit Tigers in the major league phase of the 2008 Rule-V Draft... Returned to Pittsburgh on 3/28/09 after not making the Tigers Major League roster

CURVE CUTS... Seventh professional season... Led Illinois State in strikeouts in all three seasons he was a Redbird... Compiled a 14-16 record with a 5.31 ERA in his three season at Illinois State... Second-team Louisville Slugger/TPX Freshman All-American selection in 2002... Earned All-Missouri Valley Honorable Mention accolades as a sophomore in 2003... Ended his career at Illinois State with the sixth most strikeouts in school history (219)... Named to the 2005 South Atlantic League Midseason All-Star squad with Hickory... SAL Pitcher of the Week from May 23, 2005 to May 29, 2005... Was Altoona's Opening Day starter of 4/3/08 vs. Reading (L, 3.2 IP, 5 H, 6 R, 6 ER, 3 BB, 2 K)

2009 SEASON... Third season with the Altoona Curve... Selected by Detroit in the Major League phase of the Rule V draft in December 2008 and spent all of spring training with the Tigers in MLB camp but failed to make the 25-man roster... Returned to Pittsburgh organization and assigned to extended spring training to get arm in shape until joining Altoona roster on 5/8... Did not record first win of the season until his eighth start of the year (began season 0-3) on 6/18 vs. New Britain in game two of a doubleheader at Blair County Ballpark despite walking a career-high six batters for the fourth time in his six-year career... Struck out a season-high seven hitters in back-to-back starts on 7/8 vs. Erie and 7/13 @ Bowie... Tossed a season-high 7.0 innings in second to last start of season (8/29 @ Erie)... Held left-handed hitters to a .185 batting average

2008 SEASON... Promoted to Double-A Altoona and spent the entire season with the Curve... Was Altoona's Opening Day starter of 4/3/08 vs. Reading (L, 3.2 IP, 5 H, 6 R, 6 ER, 3 BB, 2 K)... Did much better on the road (4-4, 3.14 ERA) than at home (1-4, 5.59 ERA)... Held opposing left-handed batters to a .219 average... Lost his first two outings of the season, giving up a combined 11 runs on 12 hits in 8.1 IP... Rotated between a starter and a reliever from 4/18-5/30 before making four straight starts... Had his best month in July (2-2, 2.45 ERA in six starts)... Won three of his last four starts of the season including his best start of the year on 8/21 (7.0 IP, 2 H, 0 R, 0 BB, 6 K)

2007 SEASON... Once again reported to Lynchburg in April and spent the entire season there... Tossed seven innings of three-hit, shutout baseball on 4/9 vs. FRD in his first start of the year... Had a rough rest of the month (0-2 in three starts) but rebounded to win five games in May (5-1, 3.03 ERA, 6 GS)... Won four straight starts from 5/14-5/31... One of those wins was a seven-inning, complete-game shutout on 5/26 vs. POT... Ran up eight quality starts in his 25 games as a Hillcat... Crafted an eight-inning, three-hit performance @ FRD on 7/11 for this eighth win of the year... Promoted to Double-A Altoona for a spot start on 8/1/07 (5.0 IP, 2 H, 3 R, 1 ER, 2 BB, 7 K) but suffered the loss... Tied a career high with 10 strikeouts on 8/17 @ WIL as a member of Lynchburg... Made final start of the year on 9/1 for Altoona and threw five scoreless innings for the win

2006 SEASON... Spent the entire season with High-A Lynchburg... His 108 strikeouts with the Hillcats were fourth most in the Pirates farm system... Whiffed nine in 5.0 innings in a win on 4/18 @ POT... April would prove to be his best month of the year (1-1, 2.45 ERA, 2 BB, 15 K in three starts)... Came up with a quality start (6.2 IP, 3 H, 2 R, 2 ER, 3 BB, 6 K) but suffered a no decision on 5/28 vs. FRD... Did not allow a run over six innings in a win over Myrtle Beach on 6/7... Had five or more strikeouts in 11 of his 25 starts

2005 SEASON... Began the season with Low-A Hickory (SAL) and was 4-1 with a 1.87 ERA for the Crawdads in 12 starts... Lasted 5+ innings in nine of 12 starts with the 'Dads... Struck out at least five batters in seven of his 12 starts... Won three straight starts from 5/18-29 (3-0, 17.0 IP, 3 R, 3 ER, 13 BB, 20 K)... SAL Pitcher of the Week for his starts from May 23-29... Set a career high in strikeouts with 10 on 6/4 vs. SAV... Earned promotion to High-A Lynchburg (CAR) on 6/15... Made 12 starts for the Hillcats, going 3-5 with a 5.86 ERA... Walked more batters than he struck out (43 BB to 34 K) in Lynchburg... Best month with Lynchburg was July (2-0, 2.14 ERA in four starts)... Held lefties to a .188 batting average

2004 SEASON... Went 4-3 with a 2.60 ERA in 12 starts for the Short-Season Williamsport Crosscutters of the NYPL... Averaged better than a strikeout per inning (46 K in 45.0 IP)... Fanned 46 while permitting just 34 hits

BLOOM CAREER HIGHS


IP Starter: 8.0, 7/11/07 (LYN @ FRD)
 IP Reliever: 4.0, 8/24/09 (ALT @ BOW)
 Most Hits: 10(3x), last 8/4/08 (ALT vs. AKR)
 Strikeouts: 10(2x), last 8/17/07 (LYN @ WIL)
 Walks: 6 (5x), last 6/18/09 (ALT vs. NBR)

Bloom Career Stats Located On Next Page



KYLE BLOOM CAREER STATISTICS

YR	CLUB	W-L	ERA	G	GS	CG	SHO	SV	IP	H	R	ER	HR	BB	SO
2004	Williamsport (A)	4-3	2.60	12	12	0	0	0	45.0	34	19	13	2	13	46
2005	Hickory (A)	4-1	1.87	12	12	0	0	0	62.2	38	15	13	3	33	58
	Lynchburg (A)	3-5	5.86	12	12	0	0	0	63.0	61	45	41	12	43	34
2006	Lynchburg (A)	7-8	4.30	25	25	0	0	0	127.2	122	63	61	15	61	108
2007	Lynchburg (A)	9-12	5.51	25	25	1	1	0	129.0	144	83	79	14	57	90
	Altoona (AA)	1-1	0.90	2	2	0	0	0	10.0	5	3	1	1	6	10
2008	Altoona (AA)	5-8	4.19	28	22	1	0	0	109.2	103	57	51	9	55	93
2009	Altoona (AA)	6-9	4.05	22	21	0	0	0	104.1	92	60	47	3	57	71
MINOR LEAGUE TOTALS		39-47	4.23	138	131	2	1	0	651.1	599	345	306	59	325	510



TOM BOLESKA

RHP

HEIGHT: 6-0

WEIGHT: 215

AGE: 23

BORN: JULY 30, 1986

BIRTHPLACE: TORONTO, ONTARIO, CANADA

RESIDES: BURLINGTON, ONTARIO, CANADA

ACQUIRED: 35TH ROUND SELECTION IN THE 2007 AMATEUR DRAFT

BATS/THROWS: R/R

SCHOOL: HIGH POINT (N.C.) UNIV.

CAREER TRANSACTIONS... Selected in the 35th round of the 2007 amateur draft out of High Point (N.C.) University

CURVE CUTS... Fourth professional season... Participated in the 2009 Baseball World Cup, playing for Great Britain... His 11 career saves rank second best in HPU history... Was named a second-team All-Big South selection for his working during his redshirt sophomore year (3.16 ERA, 37.0 IP, 53 K, 11 BB)... Fourth player to be drafted out of High Point by Pittsburgh in school history (Joe Keith — 1964, To Turnbull — 1973, Robbie Cecil — 1973)

2009 SEASON... Began campaign with Lynchburg (CAR)... Possessed pinpoint accuracy with a 5:1 strikeout-to-walk ratio (22 K, 4 BB) in 39.1 IP... His 1.60 ERA was second-best on the team behind Michael Dubee (min. 15 appearances)... Owned a 1.09 WHIP... Right-handed batters hit just .222 in 72 AB... Held opposing hitters to a .079 batting average with RISP and a .103 average with runners on and two outs... Pitched six innings (two appearances) before landing on the disabled list on 4/17 with an oblique strain... Rehabbed with GCL Pirates before returning to Lynchburg on 7/19... Did not allow an earned run in 24.1 IP from 7/21-8/26... ERA was a miniscule 0.86 entering game on 8/26 but he allowed at least one run in each of his next five appearances... Did not pitch in Lynchburg's playoff run

2008 SEASON... Began season with Low-A Hickory (SAL)... Averaged better than a strikeout per innings with Crawdads (45 K in 42.0 IP)... Better than a 4:1 strikeout-to-walk ratio with 'Dads (45 K, 11 BB)... Held opposing hitters to a .188 batting average (righties hit just .128)... Was 1-1 in 11 G with a 0.92 ERA at home (2-2-3 with a 3.63 ERA on the road)... Did not allow a run in the ninth inning with Crawdads (9.1 IP, 2 H)... Suffered first professional loss on 4/20/08 at Asheville... Notched first professional win on 4/26/08 at Greenville... Whiffed a career high five batters in three innings on 4/28/08 at Greenville... Turned it up in May (0-1-4, 9 APP, 1.15 ERA)... Promoted to Lynchburg for one game in June (6/21/08 vs. MYR) where he pitched three scoreless, hitless innings... Season cut short in July after he suffered a season-ending oblique strain


2007 SEASON... Made professional debut with GCL Pirates on 8/19/07 at TWI and struck out all three men he faced... Earned first career save on 8/23/07 at ORI... Promoted to State College where he finished the '07 season

BOLESKA CAREER HIGHS

IP Starter: 3.0, 7/15/09 (PIR vs. BLU)
 IP Reliever: 3.0 (11x), last 9/7/09 (LYN vs. SAL)
 Most Hits: 5, 8/26/09 (LYN vs. WIL)
 Strikeouts: 5, 4/28/08 (HIC @ GRE)
 Walks: 3, 5/24/08 (HIC vs. ROM)

TOM BOLESKA CAREER STATISTICS

YR	CLUB	W-L	ERA	G	GS	CG	SHO	SV	IP	H	R	ER	HR	BB	SO
2007	GCL Pirates (R)	0-0	0.00	2	0	0	0	1	2.0	2	0	0	0	0	3
	State College (A)	0-0	1.35	4	0	0	0	1	6.2	8	2	1	0	3	9
2008	Lynchburg (A)	1-0	0.00	1	0	0	0	0	3.0	0	0	0	0	0	1
	Hickory (A)	3-3	2.36	23	0	0	0	5	42.0	28	13	11	3	11	45
2009	GCL Pirates (R)	0-0	1.50	3	3	0	0	0	6.0	5	3	1	0	1	3
	Lynchburg (A)	1-1	1.60	16	0	0	0	0	39.1	39	10	7	2	4	22
MINOR LEAGUE TOTALS		5-4	1.82	49	3	0	0	7	99.0	82	28	20	5	19	83



MIKE CROTTA

RHP

HEIGHT: 6-6 **WEIGHT:** 230
AGE: 25 **BORN:** SEPT. 25, 1984
BIRTHPLACE: FORT LAUDERDALE, FLA.
RESIDES: SOUTHPORT, FLA.
ACQUIRED: 17TH ROUND SELECTION IN THE 2006 AMATEUR DRAFT

BATS/THROWS: R/R
SCHOOL: FLORIDA ATLANTIC UNIV.

CAREER TRANSACTIONS... Selected by Philadelphia Phillies in 47th Round (1,392nd overall) of 2003 draft, but did not sign...Selected in the 17th round of the 2006 amateur draft out of Florida Atlantic University

CURVE CUTS...Fifth professional season...Named first-team All-State in his senior year at Martin County (FL) HS (5-1 0.51 ERA 86 K/54.0 IP)...Played three seasons with Florida Atlantic University, going 12-10 with a 5.69 ERA in 64 games (22 starts)...Pitched for the Bourne Braves in the Cape Cod League during the summer of 2005

2009 SEASON...Spent first full season in Double-A after making an emergency start for the Curve on 7/4/07 at Trenton...Tossed 5.0 shutout innings in 2009 debut at Erie (ND)...Was the winning pitcher when Altoona snapped a franchise record eight-game losing skid to begin the season on 4/18 vs. Erie with a 7-5 victory at BCB...Led team in strikeouts (97) which were the most by a Curve pitcher since Tom Gorzelanny's 124 in 2005...Finished second on the team with 143.2 IP...Tossed a career-high 8.0 innings at Harrisburg on 5/12 allowing just one run on four hits...Twice went over a month without securing a victory (5/12 - 6/20 and 6/25 - 8/4)...Was 0-for-13 with 10 k's at the plate...Became the fifth pitcher in franchise history - and the first since 2003 - to make 27 starts in one season. The others: Brian O'Connor ('99), John Grabow ('02), Sean Burnett and Landon Jacobson ('03).

2008 SEASON...Pitched 6.0 perfect innings in his first start of the season before allowing three runs on no hits in the seventh inning in a win @ Frederick on 4/6 (6.1 IP 3 R 3 ER 0 H 1 BB 2 K 1 HBP)...Went 3-2 with a 3.76 ERA in five April starts...Did not allow an earned run in two starts (10.0 innings) on 4/27 and 5/2...Was the winning pitcher @ Salem on 6/8 (6.2 IP 1 R 1 ER 2 H 0 BB 4 K)...Allowed 10 runs (nine earned) in 1.0 inning of work @ Kinston on 6/19...Pitched seven shutout innings @ Wilmington on 7/1 (7.0 IP 0 R 3 H 0 BB 2 K)...Compiled a 2.74 ground-out to fly-out ratio for the season...Went 3-0 with a 2.96 ERA in five day starts...Went 3-5 with a 3.65 ERA in 13 post All-Star break starts

2007 SEASON...Started the year with three straight no-decisions for Low-A Hickory...Pitched 5.0 perfect innings before allowing a run on two hits in the sixth inning for his first win of the season @ Greensboro on 4/28 (6.0IP 1R 1ER 2H 0BB 7K)...Had a no-hitter through 7.1 innings of work on 5/21 vs. Kannapolis, but got a no-decision after allowing two unearned runs on one hit over 7.2 innings...Suffered his last loss of the season on 6/11 vs. West Virginia (7.0 IP 2 R 2 ER 9 H 1 BB 4 K)...Yielded a season high 16 hits over 4.2 innings in a no decision @ Asheville on 6/29...Made a spot-start for Double-A Altoona @ Trenton on 7/4 (L 2.2 IP 7 R 3 ER 6 H 2 BB 0 K), becoming the first player of the Bucs 2006 draft class to reach Double-A...Won seven of his next eight starts with Hickory from 7/9-8/18 (11ER/44.0IP 2.25 ERA)...Named SAL Pitcher of the Week for the week of 8/6 (2-0 12.0 IP 1 R 6 H 2 BB 7 K)...Started Game One of the best-of-three SAL Divisional Playoff round on 9/5 vs. West Virginia and took the loss, allowing seven runs on 10 hits over 4.0 innings of work in a 12-2 loss


2006 SEASON...Made his professional debut @ Mahoning Valley on 6/23 (3.0 IP 1 R 1 ER 5 H 0 BB 3 K in relief)...Made his first start vs. Auburn in the night-cap of a doubleheader on 6/28 (ND 1.1 IP 0 R 0 H 0 BB 2K)...Picked up his only win with Williamsport on 7/31 @ Jamestown (5.1 IP 0 R 2 H 2 BB 5 K)...Walked just four batters in 43.2 innings of work with Williamsport...Promoted to Low-A Hickory, making his first start on 8/15 @ West Virginia (ND 4.1 IP 6 R 6 ER 11 H 0 BB 1K)...Allowed a run over 7.0 innings of work vs. Greensboro on 8/20 for his only win w/Hickory

CROTTA CAREER HIGHS

IP Starter: 8.0, 5/12/09 (ALT @ HAR)
 IP Reliever: 6.0, 8/5/06 (WPT @ STC)
 Most Hits: 16, 6/29/07 (HCK vs. ASH)
 Strikeouts: 7, (5x) last 8/4/09 (ALT @ POR)
 Walks: 3, (7x) last 8/4/09 (ALT @ POR)

MIKE CROTTA CAREER STATISTICS

YR	CLUB	W-L	ERA	G	GS	CG	SHO	SV	IP	H	R	ER	HR	BB	SO
2006	Williamsport (A)	1-3	2.68	11	7	0	0	0	43.2	43	14	13	1	4	28
	Hickory (A)	1-2	10.38	4	4	0	0	0	17.1	36	20	20	1	2	7
2007	Altoona (AA)	0-1	10.12	1	1	0	0	0	2.2	6	7	3	0	2	0
	Hickory (A)	10-5	4.39	26	25	1	0	0	137.1	169	82	67	10	28	74
2008	Lynchburg (A)	9-10	4.67	28	28	0	0	0	146.1	171	94	76	8	25	97
2009	Altoona (AA)	7-8	4.76	27	27	0	0	0	143.2	181	90	76	7	33	97
MINOR LEAGUE TOTALS		28-29	4.67	97	92	1	0	0	491.0	606	307	255	27	94	303



CHASED'ARNAUD

2B

HEIGHT: 6-2 **WEIGHT:** 201
AGE: 23 **BORN:** JAN. 21, 1987
BIRTHPLACE: TORRANCE, CALIF.
RESIDES: LONG BEACH, CALIF.
ACQUIRED: 4TH ROUND SELECTION IN THE 2008 AMATEUR DRAFT

BATS/THROWS: R/R
SCHOOL: PEPPERDINE

CAREER TRANSACTIONS... Selected in the fourth round of the 2008 amateur draft out of Pepperdine

CURVE CUTS... Enters the 2010 season ranked as the fifth best prospect in the Pirates organization by Baseball America... Also tabbed by BA as the organization's best overall athlete and the player with the best strike-zone discipline... Hit .314 with 17 doubles, 11 home runs and 50 RBI as a junior at Pepperdine... first-team All-WCC selection in 2008... Named a Freshman All-American by Collegiate Baseball in 2006... Member of the All-WCC First-Team and WCC All-Freshman squad in 2006... Brother Travis d'Arnaud is a catcher in the Philadelphia Phillies organization... The two played together on the 2009 South Atlantic League All-Star team

2009 SEASON... Started his first full-season with Low-A West Virginia (SAL)... Ripped off a seven-game hitting streak from 4/20-4/28 (.360 BA and 7 RBI)... Was blistering hot in April (.355 BA, 5 2B, 2 HR, 12 RBI)... Stole two bases on May 27 in Lakewood off brother Travis d'Arnaud... Batted .351 at home for the Power... Played in the SAL All-Star Game in Charleston, W.Va. and went 1-for-1... Hit .291 in the first half with the Power before being promoted to High-A Lynchburg (CAR)... Went 6-for-8 with three doubles, one triple and two RBI from 7/1-7/2... Spent a few weeks on the disabled list from 7/16-8/1... Spurred off a nine-game hitting streak from 8/6-8/15 (.350 BA)... Went 3-for-5 with a home run and a career-high 5 RBI on 8/12 vs. Kinston... Killed lefty pitching in Lynchburg (.413 BA in 63 AB) but struggled against RHP (.245 BA)... Helped lead Lynchburg to a Mills Cup Championship... Named Mills Cup MVP (.308, 3 2B, 7 RBI, 2 R, SB, BB)... Led all players in the playoffs with 9 RBI... Was third in the Pittsburgh organization with his .293 combined average... His 31 combined steals also placed him third among all minor leaguers in the Pirates organization... Played in the Arizona Fall League (Scottsdale) and hit .296 (24-for-81) while leading the league in stolen bases (13)



Chase d'Arnaud swiped 31 bases between West Virginia and Lynchburg in '09. That was good enough for third most among all Pirates farmhands.


2008 SEASON... Began his pro career with the Short Season State College Spikes (NYPL)... Struck his first professional hit on 6/22/08 vs. Auburn... Put together an 11-game hitting streak from 7/21-8/8... Hit .409 with five doubles, two triples and six RBI during the streak... Capped off the streak with a 4-for-6 performance with two doubles, two RBI and three runs scored on 8/8 vs. Williamsport... After going 0-for-3 on 8/9 to snap 11-game streak he started another eight-game streak... Hit in 19-of-20 games from 7/21-8/21 (.398 BA)... Raised batting average from .194 on 7/21 to .342 on 8/21... Successfully reached base in 21-straight games from 7/21-8/22... Slugged first career home run on 8/26 against Jamestown (Off G. Ramirez)... Named to the NYPL Midseason All-Star Team... Finished the season tied for ninth in the NYPL in stolen bases (14)

d'ARNAUD CAREER HIGHS

Hits: 4 (2x), last 8/29/09 (LYN @ WS)
 Runs: 3 (5x), last 9/3/09 (LYN @ POT)
 Home Runs: 1 (8x), last 8/29/09 (LYN @ WS)
 RBI: 5, 8/12/09 (LYN vs. KIN)
 SB: 3, 6/18/09 (WVA @ HIC)

CHASE d'ARNAUD CAREER STATISTICS

YR	CLUB	AVG	G	AB	R	H	2B	3B	HR	RBI	BB	SO	SB	CS	E
2008	State College (A)	.286	43	168	26	48	10	5	1	21	11	30	14	2	13
2009	West Virginia (A)	.291	62	213	32	62	14	3	3	31	30	31	17	3	7
	Lynchburg (A)	.295	54	210	45	62	19	4	4	26	30	41	14	5	14
MINOR LEAGUE TOTALS		.291	159	591	103	172	43	12	8	78	71	102	45	10	34



JOSE DE LOS SANTOS

INF

HEIGHT: 5-10 **WEIGHT:** 176
AGE: 25 **BORN:** FEB. 17, 1985
BIRTHPLACE: SANTO DOMINGO, D.R.
RESIDES: SANTO DOMINGO, D.R.
ACQUIRED: SIGNED AS A NON-DRAFTED FREE AGENT ON 2/18/04

BATS/THROWS: R/R
SCHOOL: -

CAREER TRANSACTIONS...Signed as a non-drafted free agent on 2/18/04

CURVE CUTS...Seventh professional season...Ranked by Baseball America as the fastest baserunner in the Pirates organization...Has not homered since 2005 in the DSL

2009 SEASON...Spent the entire campaign with Lynchburg and finished third in the Carolina League with 53 stolen bases (was caught only eight times all year)...His six triples was good for fifth best in the circuit...Played four different positions for the Hillcats in 2009 (2B, SS, CF, LF)...Was the Hillcats leadoff hitter in 66 games in 2009...Led the team in runs scored (70).

2008 SEASON...Had a 16-game hitting streak (29-for-73, .397) from 4/9-29 for Low-A Hickory... Got off to a torrid start, hitting .347 for the month of April...Committed eight errors in the first 22 games of the season...Called up to High-A Lynchburg on 6/26...Enjoyed back-to-back three hit games @ Salem on 7/3-4...Had a career-high three stolen bases @ Salem on 7/4... Had an eight-game hitting streak (13-for-34, .382) from 8/16-24...Finished strong defensively and committed just one error over his last 13 games.

2007 SEASON...Began his season at Low-A Hickory after spending the first two and a half months in extended spring-training... Had a hit in nine of his first 12 games with Hickory...Did not commit an error in his final 17 games played.

2006 SEASON...Had 11 multi-hit games with the GCL Pirates...Recorded an eight-game hitting streak (10-for-33, .303) from 7/3-13...Hit .281 (41-for-146) over the final two months of the season and had a hit in five of his final six games played...Made a start as a pitcher in 2006 with GCL Pirates and tossed 1.2 innings allowing four runs.

2004 & 2005 SEASONS...Played in the Dominican Summer League where he hit his only two home runs in professional baseball ('05)

DE LOS SANTOS CAREER HIGHS


Hits: 4, 4/12/08 (HIC @ KAN)
 Runs: 4, 4/12/08 (HIC @ KAN)
 Home Runs: Has never homered in organized ball
 RBI: 2, 6x last 8/14/08 (LYN vs. WIN-SAL)
 SB: 3, 7/4/08 (LYN vs. SAL)

JOSE DE LOS SANTOS CAREER STATISTICS

YR	CLUB	AVG	G	AB	R	H	2B	3B	HR	RBI	BB	SO	SB	CS	E
2004	DSL Pirates	.287	52	174	28	50	4	1	0	12	6	15	20	5	-
2005	DSL Pirates	.221	53	190	30	42	7	3	2	16	10	27	34	7	-
2006	GCL Pirates	.277	44	159	29	44	6	0	0	11	13	22	18	5	14
	Williamsport (A)	.000	3	3	0	0	0	0	0	0	0	2	0	1	0
2007	Hickory (A)	.224	36	125	10	28	2	0	0	7	4	20	3	5	7
2008	Hickory (A)	.270	58	244	38	66	5	1	0	20	26	50	14	10	19
	Lynchburg (A)	.233	56	210	27	49	5	3	0	13	17	39	14	10	5
2009	Lynchburg (A)	.247	114	453	70	112	5	6	0	31	29	96	53	8	16
MINOR LEAGUE TOTALS		.251	416	1558	232	391	34	14	2	110	105	271	156	51	61

LONGEST GAME IN ALTOONA CURVE HISTORY

The longest game in Altoona Curve history took place on July 13, 2000 in Norwich, CT, when Altoona outlasted the Navigators, 6-5, in 19 innings. The game took 6 hours and 17 minutes to play. With the score tied 2-2, the Curve scored four times in the top of the 19th inning before they withstood a three-run comeback attempt in the bottom half of the frame to earn the win.



MIKE DUBEE

RHP

HEIGHT: 6-2 **WEIGHT:** 202
AGE: 24 **BORN:** JAN. 12, 1986
BIRTHPLACE: BROCKTON, MASS.
RESIDES: SARASOTA, FLA.
ACQUIRED: OBTAINED IN A TRADE WITH CHICAGO (AL) ON 4/17/09

BATS/THROWS: R/R
SCHOOL: OKALOOSA WALTON CC

CAREER TRANSACTIONS... Selected in the 20th round of the 2004 draft by the Chicago White Sox (did not sign)...Selected in the 32nd round of the 2005 draft by the Kansas City Royals (did not sign)...Selected in the 18th round of the 2006 draft by the Philadelphia Phillies out of Okaloosa Walton CC...Traded from Philadelphia to Chicago (AL) on July 27, 2007 for 2B Tadahito Iguchi...Traded from Chicago (AL) to Pittsburgh on April 17, 2009 for INF/OF Andy Phillips

CURVE CUTS... Fifth professional season...Is the son of current Philadelphia Phillies pitching coach Rich Dubee...Playing with his third organization (Chicago (AL) and Philadelphia)

2009 SEASON... Once again began the year in Winston-Salem (CAR)...Made two appearances with the Dash before being traded from Chicago (AL) to Pittsburgh where he was assigned to Lynchburg...All 23 appearances with the Hillcats came out of the bullpen...Had an overpowering strikeout-to-walk ratio of better than 17:1 with Lynchburg (52 K, 3 BB)...Went 6-for-6 in save opportunities...Had an ERA of 0.93 away from home...Held opponents to a .182 batting average...Completed a near-perfect month of May (12 app., 1-0-4, 0.00 ERA, 17.2 IP, 1 R, 0 ER, 1 BB, 22 K)...Only allowed one earned run from 4/23-6/21 (21 app., 30.2 IP)...Permitted just two runs total during same time span (4/23-6/21)...Promoted to Altoona (EAS) and made first appearance on 6/23 in Erie...Was much better at Blair County Ballpark (12 app. 1-0, 2.16 ERA) than on the road (14 app., 2-0-1, 3.63 ERA)...Lefties hit just .232 during his stint with the Curve...July was his best statistical month in Altoona (12 app., 0-0-1, 2.30 ERA)

2008 SEASON... Played the entire season with the Winston-Salem Warthogs (CAR)...Started the year as a starter and gradually moved to reliever role...Better in front of the home crowd (3-4-1, 3.80 ERA) than on the road (2-3, 5.63 ERA)...Posted much better numbers as a reliever (2-0-1, 2.00 ERA) than a starter (3-7, 5.64 ERA)...Had best month of the year in August (2-1-1, 2.84 ERA in nine appearances)...Fanned four or more batters in 1/3 of his appearances (10 of 30)

2007 SEASON... Began season with Lakewood (SAL) and was used only as a reliever in Lakewood...Averaged just under a strikeout per inning (54 K in 55.2 IP)...Did not allow a run in his first three appearances (5.2 IP)...Logged first career save on 5/22 vs. HAG...After a rough May, rebounded in June to post a 3-1 record with a 1.06 ERA in eight appearances...Did not allow a run in final six appearances in the month of June (10.2 IP)...Traded from Philadelphia to Chicago (AL) on July 27 and reported to Kannapolis (SAL)...Started six of eight games with the Intimidators after being traded...Posted a 1-0 record with a 2.25 ERA at home for Kannapolis...Was 1-0 with 0.00 ERA in two relief stints (5.0 IP, 2 H, 3 BB, 8 K)...Struck out a career-high nine in no decision versus Greensboro on 8/28/07


2006 SEASON... Made professional debut with GCL Phillies on 7/5/06 in a start (4.0 IP, 4 H, 0 R, 1 K) vs. TIG...Suffered first professional loss in first relief appearance on 7/10/06 @ TIG...Promoted to Batavia (NYPL) where he would finish the season...Used primarily as a starter (10 app., nine starts) and was better at home (1-1, 3.15 ERA) than on the road (0-1, 6.75 ERA)...Really pitched well after the All-Star break: (1-1, 1.69 ERA in 3 app.)...Picked up first career win on 8/18/06 vs. Oneonta (5.2 IP, 7 H, 0 R)

DUBEE CAREER HIGHS

IP Starter: 7.2, 4/29/08 (WS @ POT)
 IP Reliever: 4.0 (5x), last 8/9/08 (WS vs. POT)
 Most Hits: 11, 8/7/06 (BAT @ JAM)
 Strikeouts: 9, 8/28/07 (KAN vs. GBO)
 Walks: 4 (2x), last 8/23/07 (KAN @ ASH)

MIKE DUBEE CAREER STATISTICS

YR	CLUB	W-L	ERA	G	GS	CG	SHO	SV	IP	H	R	ER	HR	BB	SO
2006	GCL Phillies (R)	0-1	1.29	2	1	0	0	0	7.0	9	1	1	0	0	1
	Batavia (A)	1-2	4.82	10	9	0	0	0	37.1	49	24	20	2	15	27
2007	Lakewood (A)	4-4	3.88	30	0	0	0	1	55.2	52	25	24	2	22	54
	Kannapolis (A)	3-0	4.09	8	6	0	0	0	33.0	34	16	15	3	13	35
2008	Winston-Salem (A)	5-7	4.37	30	13	1	0	1	103.0	103	57	50	12	37	90
2009	Winston-Salem (A)	0-1	6.00	2	0	0	0	0	3.0	5	2	2	0	0	1
	Lynchburg (A)	2-0	1.05	23	0	0	0	6	34.1	22	5	4	1	3	52
	Altoona (AA)	3-0	2.91	26	0	0	0	1	34.0	39	21	11	5	10	28
MINOR LEAGUE TOTALS		18-15	3.72	131	29	1	0	9	307.1	313	151	127	25	100	288



MILES DURHAM

OF/1B

HEIGHT: 6-3

WEIGHT: 216

BATS/THROWS: R/R

AGE: 27

BORN: MARCH 21, 1983

SCHOOL: NORTHWESTERN STATE

BIRTHPLACE: FORT WORTH, TEXAS

RESIDES: FORT WORTH, TEXAS

ACQUIRED: 22ND ROUND SELECTION IN THE 2006 AMATEUR DRAFT

CAREER TRANSACTIONS... Selected by Pittsburgh Pirates in 22nd Round of 2006 draft

CURVE CUTS... Fifth professional season...Enjoyed a career year in 2009...Played at Northwestern State, a school located in Louisiana and a member of the Southland Conference...Brother Tyler played professionally in the St. Louis Cardinals organization

2009 SEASON... Promoted from Lynchburg (Advanced - A) to Altoona on 6/26 after hitting .296 with 7 HR and 39 RBIs in 65 games with the Hillcats, helping them capture the first half Carolina League Title with a record of 45-24 (.652)...Selected to the California-Carolina League All Star Game...Made his Double-A debut on 6/26 vs. Bowie going 0-for-2 with a walk...Hit his first Double-A homer off Bowie's Luis Lebron on 7/6...From 7/11-8/6 recorded a hit in 21 straight games in which he started (exception was 7/22 appearing as a pinch hitter vs. Reading which snapped a 7-game hitting streak at the time) He would then proceed to hit in 14 straight games after that tying a career high and setting a 2009 team high...Hit .330 (29-for-88) in the month of July...Reached base safely in 36 of the 41 games in which he played.



Durham was an important piece to helping Altoona finish the second half of the 2009 season above .500

2008 SEASON... After going hitless on opening day, proceeded to go on an 11-game hit streak (15-for-43, .349) from 4/5-16...Hit two homers and drove in five runs @ Kannapolis on 4/12...Went 3-for-4 with two homers and five RBI vs. Columbus on 5/23...Named to the South Atlantic League midseason All-Star team...Named the SAL Player of the Week for the week of 6/9-15 (12-for-24, .500, 2HR, 7RBI)...Promoted to High-A Lynchburg on 6/26...Went hitless in his first 21 at-bats until a first inning RBI double vs. Salem on 7/3...Had 15 multi-hit games with Lynchburg

2007 SEASON... Hit the first grand-slam home run in State College Spikes history on 7/1 vs. Batavia


2006 SEASON... With the Williamsport Crosscutters, went 2-for-4 on opening night @ State College on 6/20 (the first game in Medlar Field at Lubrano Park history)...Compiled a six-game hitting streak (7-for-22, .318) from 8/25-9/1...Hit .240 on the road, but just .157 at home.

DURHAM CAREER HIGHS

HITS: 3, several times, last 8/6/08 (LYN vs. POT)
 RUNS: 3 (4x) last on 8/20/08 (LYN @ FRD)
 HR: 2 (2x) last 5/23/08 (HIC vs. COL)
 RBI: 5 (2x) last 5/23/08 (HIC vs. COL)
 SB: 1, several, last 8/30/08 (LYN vs. SAL)

MILES DURHAM CAREER STATISTICS

YR	CLUB	AVG	G	AB	R	H	2B	3B	HR	RBI	BB	SO	SB	CS	E
2006	Williamsport (A)	.201	58	189	8	38	7	3	2	15	7	49	4	4	0
2007	State College (A)	.255	41	141	13	36	11	1	1	13	12	38	1	0	0
2008	Hickory (A)	.348	72	287	53	100	24	1	14	57	17	63	7	1	6
	Lynchburg (A)	.220	57	218	29	48	15	0	4	24	15	49	11	4	2
2009	Lynchburg (A)	.296	65	247	39	73	19	4	7	39	17	55	8	2	4
	Altoona (AA)	.275	65	240	31	66	17	2	5	34	20	57	8	2	6
MINOR LEAGUE TOTALS		.273	358	1322	173	361	93	11	33	182	88	311	39	13	18

HECTOR **GIMENEZ**

C

HEIGHT: 5-10 **WEIGHT:** 225
AGE: 27 **BORN:** SEPT. 28, 1982
BIRTHPLACE: SAN FELIPE, VENEZUELA
RESIDES: CHIVACOA, VENEZUELA
ACQUIRED: SIGNED AS A MINOR LEAGUE FREE AGENT ON 1/18/09

BATS/THROWS: S/R
SCHOOL: -

CAREER TRANSACTIONS...7/2/99 - Signed as non-drafted free agent by Houston...11/27/07 - Signed by Tampa Bay to minor league contract...1/18/09 - Signed by Pittsburgh to minor league contract

CURVE CUTS...11th professional season...Was a Baseball America Top 10 Prospect while in the Houston Astros organization in 2003-2004...Was ranked as the best defensive catcher in the Houston Astros organization according to Baseball America during that time...Made his major league debut with Houston on 9/25/06 against the Phillies.

2009 SEASON...Spent his first season in the Pirates chain and started the year with Altoona...Went 3-for-3 blasting two home runs at HAR on 5/13 - the first multi-homer game of the year for a Curve player...Led team in HR in the month of May before being promoted to Indianapolis (AAA) on 6/23 for the remainder of the season...Played four different defensive positions in 2009 (C, 1B, 3B, LF).

2008 SEASON...Began the season with Triple-A Durham...Recorded a seven-game hit streak where he went 9-for-28 (.321) from 6/11-21...Went 3-for-4 with two doubles and four RBI at Charlotte on April 27...Had just two hits in his last 17 at-bats in Durham...Sent to Vero Beach (A-Advanced) on 7/16.

2007 SEASON...Missed the entire season with a torn rotator cuff

2006 SEASON...Spent most of the season with Triple-A Round Rock before making his major league debut...Had three hitting streaks of seven games or more...While with the Astros, had two major league at-bats which were in a pinch-hitting role in games against Philadelphia and Pittsburgh.

2005 SEASON...Had 36 multi-hit games with Corpus Christi (AA)...Recorded hits in twelve of his last 14 games (17-for-51, .333)...Named to the Texas League All-Star team

2004 SEASON...Hit .352 in the month of June...Had a season-high 12-game hitting streak (17-for-45, .378) from 6/12-30 while spending the entire season with

2003 SEASON...Hit .282 vs. left-handed pitching while playing with Salem (A) of the Carolina League...Had a nine-game hitting streak where he went 13-for-36 (.351) from 7/9-19.

2002 SEASON...Spent the entire year with Lexington (A), his first year out of rookie ball.



Gimenez recorded two pinch-hit appearances with Houston in 2006

GIMENEZ CAREER HIGHS

HITS: 4, 3x, last 7/19/05 (CHR @ MID)
 RUNS: 3, 2x, last 6/12/04 (RRK @ ARK)
 HR: 2, 5/13/09 (ALT @ HAR)
 RBI: 5, 6/15/06 (RRK @ ALB)
 SB: 1, several, last 9/4/06 (RRK @ NAS)

HECTOR GIMENEZ CAREER STATISTICS

YR	CLUB	AVG	G	AB	R	H	2B	3B	HR	RBI	BB	SO	SB	CS	E
2000	Venoco (R)	.297	34	91	9	27	8	0	1	13	12	21	0	4	-
2001	Venoco (R)	.278	42	144	27	40	12	3	5	34	26	30	4	2	-
2002	Lexington (A)	.263	85	297	41	78	16	1	11	42	25	78	2	3	5
2003	Salem (A)	.247	109	381	41	94	17	1	7	54	29	75	2	0	6
2004	Round Rock (AA)	.245	97	331	38	81	16	3	6	46	18	64	2	0	0
2005	Corpus Christi (AA)	.273	121	454	47	124	19	1	12	58	32	88	2	3	7
2006	Round Rock (AAA)	.273	76	275	31	75	8	0	8	37	24	42	2	3	5
	HOUTSON (NL)	.000	2	2	0	0	0	0	0	0	0	1	0	0	0
2007						DNP - INJURED									
2008	Durham (AAA)	.226	43	146	11	33	8	2	2	16	8	36	0	0	7
	Vero Beach (A)	.194	38	134	11	26	2	1	4	21	15	32	0	0	2
2009	Altoona (AA)	.286	41	133	16	38	6	1	6	18	6	22	2	1	4
	Indianapolis (AAA)	.268	48	168	16	45	12	0	2	20	13	35	0	1	4
MAJOR LEAGUE TOTALS		.000	2	2	0	0	0	0	0	0	0	1	0	0	0
MINOR LEAGUE TOTALS		.259	734	2554	288	661	124	13	64	359	208	523	16	17	40



MATTHAGUE

1B

HEIGHT: 6-3 **WEIGHT:** 225
AGE: 24 **BORN:** AUG. 20, 1985
BIRTHPLACE: BELLEVUE, WASH.
RESIDES: KENT, WASH.
ACQUIRED: NINTH ROUND SELECTION IN THE 2008 AMATEUR DRAFT

BATS/THROWS: R/R
SCHOOL: OKLAHOMA STATE

CAREER TRANSACTIONS... Selected in the 11th round of the 2007 amateur draft by the Cleveland Indians (did not sign)... Selected in the ninth round of the 2008 amateur draft by Pittsburgh out of Oklahoma State

CURVE CUTS... Spent his first three collegiate years with the University of Washington... Named a Freshman All-American after hitting .419 with eight home runs... Also was a relief pitcher during his first season in Seattle and posted a 1-2 record with a 6.52 ERA (13 G)... Garnered first-team All-Pac-10 honors and third-team All-America honors by Collegiate Baseball for his work during his sophomore year... Batted .381 (third in Pac-10, 69th in nation) during his sophomore year... Hit .353 with 49 RBI as a junior for the Huskies... Was a second-team All-Big 12 selection with the Cowboys his senior season where he hit .360 with 12 home runs and 57 RBI

2009 SEASON... Earned a promotion to High-A Lynchburg (CAR) to start his campaign... Recorded the first four-hit game of his career on 4/10 (4-for-5) versus Potomac... Hit in seven straight games from 5/14-5/20 (.320 average)... Went a perfect 4-for-4 with a run scored and 2 RBI on 5/23 @ POT... Batted .313 in May (31-for-99) with 13 RBI in 26 games... Put together his best hitting streak of the season, a 10-gamer, from 6/26-7/7 that raised his batting average from .279 to .309... Recorded multiple hits in six of the 10 games... After batting .269 in July, came back to hit .314 in 28 games in August... Added two more separate eight-game hit streaks (7/12-19 and 8/22-29)... His .293 batting average led the Hillcats and was third best in the Carolina League... Ranked fourth in the league in hits (133)... Batting average ranked fourth among all Pirates minor leaguers... Led all Carolina League first basemen in fielding percentage (.995)... Batted .333 (10-for-30) with one home run and 3 RBI in the Carolina League playoffs

2008 SEASON... Started his professional career with Short-Season State College (NYPL)... Recorded his first hit in his first professional game (6/17 @ JAM)... Hit in six of his seven games with the Spikes (.333 BA)... Promoted to Low-A Hickory on 6/26... Continued his hitting success with the Crawdads as he started his time with a seven-game hitting streak from 6/26-7/2... Hit first professional home run on 6/28 vs. Augusta (Off Paul Lussier)... Batted .364 with three home runs and four RBI during the streak... Hit .340 in July in 26 games... Ran off a 13-game hitting streak from 7/23-8/7 (.314 BA)... Hit safely in 47 of 57 games with Crawdads... Did not go more than one game without a hit... Batted .342 versus righties (.263 vs. lefties)... Clubbed .340 with RISP with Hickory

HAGUE CAREER HIGHS

Hits: 4 (2x), last 5/23/09 (LYN @ POT)
 Runs: 3 (5x), 5/22/09 (LYN @ POT)
 Home Runs: 1 (14x), last 8/29/09 (LYN @ WS)
 RBI: 3 (3x), last 5/31/09 (LYN vs. POT)
 SB: 1 (4x), last 8/7/09 (LYN @ MB)

MATT HAGUE CAREER STATISTICS

YR	CLUB	AVG	G	AB	R	H	2B	3B	HR	RBI	BB	SO	SB	CS	E
2008	State College (A)	.333	7	27	6	9	3	0	0	3	3	5	0	0	3
	Hickory (A)	.321	57	215	25	69	14	0	6	29	20	28	1	0	15
2009	Lynchburg (A)	.293	122	454	52	133	30	0	8	50	40	67	3	2	6
MINOR LEAGUE TOTALS		.303	186	696	83	211	47	0	14	82	63	100	4	2	24

GRAND SLAM TRIVIA

Tony Alvarez and Lee Evans each connected for a grand slams in Altoona's 11-5 victory over the Reading Phillies at Blair County Ballpark on June 10, 2001. Alvarez and Evans are the only teammates in Curve history to hit grand slams in the same game. Even more interesting was that the two grand slams were the only two hit by any Curve players in 2001.

**DEREK HANKINS****RHP**

HEIGHT: 6-4 **WEIGHT:** 192
AGE: 26 **BORN:** JULY 1, 1983
BIRTHPLACE: EFFINGHAM, ILL.
RESIDES: ALTAMONT, ILL.
ACQUIRED: 10TH ROUND SELECTION IN THE 2004 AMATEUR DRAFT

BATS/THROWS: R/R
SCHOOL: MEMPHIS

ORGANIZATION

2010 CURVE

HISTORY & RECORDS

EASTERN LEAGUE

PITTSBURGH PIRATES

GENERAL INFO

CAREER TRANSACTIONS... Selected by Pittsburgh in 2004 June Draft (10th round)

CURVE CUTS... Seventh professional season... Was an all-state selection in baseball his junior and senior year and all-state selection in basketball his senior year at Altamont (IL) HS... Member of the Altamont High Athletic Hall of Fame... Tied a school and Conference USA record with 17 strikeouts during a start for Memphis vs. Murray St.

2009 SEASON: Completed his second full season with the Altoona Curve... Began the season in the bullpen... Appeared as a reliever for just the second time in his career on Opening Night (4/8 @ Erie) tossing a scoreless 0.1 inning... Shortly after 2009 debut he experienced abdominal pain and went on the Disabled List for 49 games (4/10-6/4) after undergoing surgery to have his gallbladder removed... Was used as a swing man out of the bullpen and spent significant time in the Altoona starting rotation (10 relief appearances vs. nine starts)... Struck out a season-high seven batters in his final start of the season on 9/6 @ Binghamton... Held opposing hitters to a .208 batting average with runners in scoring position... Both left-handed hitters and right-handed hitters swung the bat at an equal .252 clip against him.



Hankins has been active in the community here in Altoona as seen above on "Fishing Day" with a young Curve fan in 2009.

2008 SEASON... Issued just 26 walks in 119.0 IP and allowed one walk or fewer in 18 of his 23 starts... Left the game vs. Akron on 4/21 after being struck in the ribcage by a line drive... Placed on the DL with bruised ribs on 4/23... Activated from the DL on 5/19 and made his first and only appearance out of the bullpen that night @ Akron (3.0 IP, 3R, 3 ER, 5 H, 0 BB, 2K)... Picked up his first Double-A win @ New Britain on 6/10 (7.0 IP, 1 R, 0 ER, 2 H, 0 BB, 4 K)... Ended a 14 start winless streak with a victory vs. Reading on 9/1 (7.0 IP, 2 R, 2 ER, 5 H, 0 BB, 3 K)... Finished the season with the lowest winning percentage of any pitcher in Curve history (.154)... Made seven quality starts (at least 6.0 innings of work with no more than three earned runs allowed), but only had two wins, one loss and five no decisions

2007 SEASON... Spent all but one start of the season in High-A Lynchburg... Five of his eight wins came against Frederick... 3-0 with a 1.77 ERA (20.1 IP, 7 R, 4 ER, 16 H, 6 BB, 15 K) in the month of April... Earned a complete game victory vs. Frederick in game one of a doubleheader on 5/28 (7.0 IP, 3 R, 3 ER, 9 H, 2 BB, 2 K)... Promoted to Double-A Altoona on 7/2 and made a spot start that night, picking up a loss vs. Bowie (3.2 IP, 6 R, 5 ER, 4 H, 5 BB, 2 K)... Returned to Lynchburg on 7/4... Struck out a season high seven batters and picked up his last win of the season @ Frederick on 7/12 (7.0 IP, 3 R, 3 ER, 6 H, 0 BB, 7 K)... Placed on the Temporary Inactive List in mid-July due to a death in his family... Returned to action on 8/1 and went 0-3 with a 6.68 ERA in seven season ending starts

2006 SEASON... Tied the Carolina League lead in losses (11)... Finished second in the league in hits allowed (157)... Fourth in the league in earned runs allowed (75)... Fourth in the league in innings pitched (142.2 IP)... Gave up a run over 5.0 innings of work to pick up his first win of the year @ Kinston on 4/26... Pitched a team-high 8.0 innings in a complete game loss @ Winston-Salem on 5/21 (8.0 IP, 4 R, 4 ER, 8 H, 0 BB, 2 K)... Named Carolina League Pitcher of the Week for the week of July 10-16 after tossing 7.0 shutout innings in a no decision @ Potomac on 7/13 (7.0 IP, 0 R, 2 H, 1 BB, 5 K)... Snapped a 13 start winless streak with a win @ Wilmington on 8/19 (7.0 IP, 1 R, 1 ER, 5 H, 1 BB, 2K)

(HANKINS, cont'd)

2005 SEASON...Ranked second among Pirates minor league pitchers with 118 strikeouts in 156.1 innings of work...Second in the South Atlantic League in games started (27)...Fourth in the league in hits allowed (176)...Fifth in the league in home runs allowed (17)...Led Hickory pitching staff in games started, innings pitched and strikeouts...Struck out seven or more batters seven times including a season high 10 punch outs over 7.0 scoreless innings in a win vs. Charleston on 5/21...Tossed his first complete game as a pro in a win vs. Delmarva on 8/6 (9.0 IP, 2 R, 1 ER, 6 H, 2 BB, 7K)

2004 SEASON...Signed with the Pirates on 6/16 after being drafted in the 10th round of the June draft...Tied for the NY-Penn League lead in homers allowed (9)...Fourth in the league in wins (6), innings pitched (83.0 IP) and lowest walks per 9.0 innings pitched (1.52)...Made his professional debut on 6/20 vs. Brooklyn (L, 5.0 IP, 2 R, 2 ER, 5 H, 2 BB, 1 K)...Won five straight decisions over six starts from 7/16-8/18 (39.0 IP, 12 R, 12 ER, 28 H, 5 BB, 30 K, 2.77 ERA)...Worked a season high 8.0 innings in a win @ Aberdeen on 7/22 (8.0 IP, 0 R, 3 H, 0 BB, 3 K)

HANKINS CAREER HIGHS

IP Starter: 9.0, 8/6/05 (HCK vs. DEL)
IP Relief: 3.0, 5/19/08 (ALT @ AKR)
Most Hits: 14, 8/12/05 (HCK @ LKC)
Strikeouts: 10, 5/21/05 (HCK vs. CHR)
BB: 5 (2x) last 7/2/07 (ALT vs. BOW)


DEREK HANKINS CAREER STATISTICS

YR	CLUB	W-L	ERA	G	GS	CG	SHO	SV	IP	H	R	ER	HR	BB	SO
2004	Williamsport (A)	6-4	3.04	14	14	0	0	0	83.0	72	33	28	9	14	57
2005	Hickory (A)	6-6	4.49	27	27	1	0	0	156.1	176	90	78	17	43	118
2006	Lynchburg (A)	5-11	4.73	26	26	1	0	0	142.2	157	82	75	13	36	70
2007	Lynchburg (A)	8-6	5.24	22	22	1	0	0	113.1	129	72	66	13	37	77
	Altoona (AA)	0-1	12.27	1	1	0	0	0	3.2	4	6	5	1	5	2
2008	Altoona (AA)	2-11	4.54	24	23	0	0	0	119.0	135	68	60	14	26	89
2009	Altoona (AA)	3-4	4.42	19	9	0	0	1	71.1	70	40	35	6	26	66
MINOR LEAGUE TOTALS		30-43	4.53	133	122	3	0	1	689.1	743	391	347	73	187	479

THREE FOR THE PRICE OF ONE - EIGHT YEARS APART

The only triple play turned in franchise history came on May 3, 2001 against the Harrisburg Senators at Blair County Ballpark. The play was scored 2-6-4. With Senators' pitcher **Mark Mangum** batting, he popped up a bunt that was caught by Altoona catcher **J.R. House**, who threw the ball to shortstop **Shaun Skrehot**, who then threw on to second baseman **Chris Peterson**, who was covering the first base bag to complete the rare triple play.

Fast forward eight years to a game at Blair County Ballpark on July 15, 2009 and the Senators returned the favor. In the bottom of the first inning, Altoona's **Jim Negrych** walked and **Gorkys Hernandez** singled to begin the bottom of the first inning, placing runners at first and second. **Jose Tabata** followed by lining a 2-1 pitch toward Harrisburg second baseman **Ofilio Castro**. Castro caught the low liner, tossed to shortstop **Freddie Bynum** at second base to double off Negrych. Bynum then threw to 1B **Dimitri Young** to triple Hernandez off first.



JOSH HARRISON

3B

HEIGHT: 5-8 **WEIGHT:** 188
AGE: 22 **BORN:** JULY 7, 1987
BIRTHPLACE: CINCINNATI, OHIO
RESIDES: CINCINNATI, OHIO
ACQUIRED: OBTAINED IN A TRADE WITH CHICAGO (NL) ON 7/30/09

BATS/THROWS: R/R
SCHOOL: CINCINNATI

CAREER TRANSACTIONS... Selected in the sixth round of the 2008 amateur draft by the Chicago Cubs out of the University of Cincinnati... Obtained in a trade with the Chicago Cubs by Pittsburgh on 7/30/09 along with P Kevin Hart and P Jose Ascanio in exchange for P John Grabow and P Tom Gorzelanny

CURVE CUTS... Brother, Vince Jr., played five seasons in the Tampa Bay, Florida and New York Mets organizations... Uncle, John Shelby, Jr., played in the Majors for 11 seasons (Baltimore, Los Angeles (NL) and Detroit)... Shelby served as the Bucs first base coach from 2006-07... Cousin John Shelby III is currently an outfielder in the White Sox organization... Was a 2006 third team All-Big East selection as a freshman at Cincinnati as well as a 2006 Louisville Slugger Freshman All-American... Garnered second team All-Big East honors in 2007 and was an ABCA All-Region Second Team member... Broke out his junior season with the Bearcats in 2008 (.378 BA, 5 HR, 22 2B, 54 RBI, 32 SB) and was named a first-team All-Big East performer as well as the Big East Co-Player of the Year... Had at least one hit in all but 34 of his 173 career games in Cincinnati... Named to the 2009 Midwest League All-Star squad (went 1-for-3 in game)... Also named to postseason Midwest League All-Star team



Harrison stole four bases in one game (7/22/09 vs. Palm Beach)

2009 SEASON... Began the campaign in Low-A Peoria (MID)... Recorded a 15-game hitting streak from 4/23-5/6... Clubbed .448 (26-for-58) with 6 2B, 2 3B and 10 RBI during the streak... Posted his second career four-hit game on 5/5 at Lansing (4-for-5 with 2 2B)... Enjoyed a six-game stretch from 5/16-5/21 where he went 12-for-26 (.462)... Rattled off another double-digit hit streak (10 games) from 5/23-6/3... Had his best overall month in May (.342 BA, 120 AB, 10 2B, 1 3B, 3 HR, 13 RBI)... Swiped a career high three bases on 6/17 vs. Quad Cities... Named to the 2009 Midwest All-Star squad... Once again tied his career-high with a four-hit performance in his final game with Peoria (7/6 vs. Beloit)... Earned a promotion to High-A Daytona (FSL) on 7/10... Found his first hit in his fourth game with the Cubs on 7/12 vs. Clearwater (went 3-for-4, HR, 2 RBI)... Earned FSL Player of the Week honors for the week of July 20-26 (.423 BA, 1 2B, 5 RBI, 6 R, 7 SB)... Set a new career high in stolen bases when he stole four bases on 7/22 vs. Palm Beach... He stole seven bases in the three-game series with the Cardinals (7/22-24)... Tied a career high in hits and RBI when he went 4-for-5 with 4 RBI on 7/24... Traded to Pirates organization and reported to High-A Lynchburg on 7/31... Was 1-for-3 in his first game with the 'Cats and hit safely in his first five contests... Hit in seven straight from 8/8-8/15 to raise his average from .281 to .356... Was 3-for-31 (.097) in the playoffs but did drive in four runs... Turned in 12 multi-hit games with Hillcats in 34 games played... Named a Midwest League postseason All-Star for his time with the Chiefs


2008 SEASON... Kicked off his professional career on 6/17 with the Boise Hawks (NWL) and went 2-for-2 with a double and an RBI in his debut... Hit safely in his first six games as a pro (.364 BA)... Strung together a nine-game hitting streak from 7/7-7/16 (.486 BA, 6 2B, 1 HR, 10 RBI, 15 R, 7 BB)... Went 4-for-5 with 4 RBI and 2 R in the final game of the streak on 7/16 vs. TRI... Batted .438 with 24 RBI with RISP... Hit in 26-of-33 games in Boise... Promoted to Low-A Peoria (MID) on 7/25... Turned in 11 multi-hit games for the Chiefs (played 31 games total)... Struggled against LHP with Peoria (.214 BA)... Ended the year on a six-game hitting streak... Named to the postseason Northwest League All-Star squad

HARRISON CAREER HIGHS

Hits: 4 (4x), last 7/24/09 (DAY vs. PMB)
 Runs: 3 (2x), last 7/24/09 (DAY vs. PMB)
 Home Runs: 1 (8x), last 8/9/09/09 (LYN @ MB)
 RBI: 4 (2x), last 7/24/09 (DAY vs. PMB)
 SB: 4, 7/22/09 (DAY vs. PMB)

JOSH HARRISON CAREER STATISTICS

YR	CLUB	AVG	G	AB	R	H	2B	3B	HR	RBI	BB	SO	SB	CS	E
2008	Boise (R)	.351	33	114	27	40	11	2	1	25	23	12	12	6	2
	Peoria (A)	.262	31	122	15	32	4	1	1	4	3	11	6	2	7
2009	Peoria (A)	.337	79	303	51	102	17	7	4	33	16	25	16	9	5
	Daytona (A)	.286	18	70	10	20	3	1	1	9	6	7	10	1	0
	Lynchburg (A)	.270	34	141	15	38	8	1	1	13	1	19	4	1	3
MINOR LEAGUE TOTALS		.309	195	750	118	232	43	12	8	84	49	74	48	19	17



GORKYSHERNANDEZ

OF

HEIGHT: 6-0 WEIGHT: 185

AGE: 22 BORN: SEPT. 7, 1987

BIRTHPLACE: GUIRIA, VENEZUELA

RESIDES: EL TEJERO, VENEZUELA

ACQUIRED: OBTAINED IN A TRADE WITH ATLANTA ON 6/3/09

BATS/THROWS: R/R

SCHOOL: -

CAREER TRANSACTIONS... Signed as a non-drafted free agent by Detroit on 4/30/05...Traded to Atlanta on 10/29/07 along with pitcher P Jair Jurrjens in exchange for SS Edgar Renteria...Traded to Pittsburgh on 6/3/09 along with P Charlie Morton and P Jeff Locke in exchange for OF Nate McLouth

CURVE CUTS... Sixth professional season...Third different organization...First name pronounced "GORE-keys"...Enters 2010 season as the 10th best prospect in the Pirates organization according to Baseball America...2006 GCL All-Star...2007 mid-season and postseason Midwest League All-Star...2007 Midwest League MVP...Participated in the 2007 MLB Futures Game (San Francisco) and went 0-for-1...Participated in 2008 MLB Futures Game (New York (AL)) and went 0-for-4

2009 SEASON... Bumped up to Double-A Mississippi (SOU) to begin the year...Began season as the fourth best prospect in Braves organization and 62nd best prospect in baseball...Tied a career high with four hits (4-for-6) on 4/14 @ HVL...Rode a 10-game hitting streak from 4/18-28...Traded from Atlanta to Pittsburgh on 6/3/09 and assigned to Double-A Altoona...Was hitting .316 for Mississippi at the time of trade (.373 vs. LHP)...Played in 86 games for Altoona...Made Curve debut on 6/5 by going 1-for-5 with an RBI vs. AKR...Started time in Altoona in a 4-for-36 slide (.111)...Hit first home run in a Curve uniform on 7/2 @ REA...Ended the year on an 11-game hitting streak and hitting successfully in 17-of-his-last-19 games...Racked up eight outfield assists in his 86 games with Curve

2008 SEASON... After offseason trade sent him from Detroit to Atlanta, began first season in Braves organization at High-A Myrtle Beach (CAR)...Established a personal career high in triples (six) and tied a career high in home runs (five)...Stolen base percentage (83.3) was tied for third-best in the league...Hit in eight of his first 10 games and reached base safely in first 30-of-32 with Pelicans...Constructed a 15-game hitting streak from 4/21-6/13 (22-for-70, .314)...Left game on 4/23 vs. LYN in the eighth inning with a strained right hamstring...Did not return to lineup until 5/29 @ WS...Tied CH in hits with four @ SAL on 6/17...Hit .318 with two home runs and 12 RBI in June...Batted .320 with four home runs and 24 RBI before the break (.221 with one home run and 18 RBI after)...Drove in a career high 5 RBI on 8/8 @ LYN in game one of a doubleheader

2007 SEASON... Promoted to Low-A West Michigan (MID)...Led the Midwest League in steals (54)...Finished second in the league in runs scored (84)...His .293 average was sixth best in the league...Batted .300 with one home run and 31 RBI to go along with 28 steals before the All-Star break to help him garner a midseason All-Star nod...Was 1-for-2 with an RBI in the All-Star Game...Strung together the first of two, nine-game hitting streaks from 7/3-7/17 (.351, 2 3B, 2 HR, 8 RBI)...The second streak came from 8/2-11 (.350, 4 2B, 1 3B)...Smacked a career-high four hits in a 4-for-5 performance on 8/16 vs. SOU...Ended up a home run short of the cycle in the game...Hit .353 in 61 home games but just .235 in 63 road games...Notched a stolen base in seven-of-10 games from 8/7-8/17 without being caught (including one for five games straight from 8/12-8/17)

2006 SEASON... Came stateside and spent all of '06 with the GCL Tigers...Led the GCL in hitting (.327), at bats (205), runs (41) and hits (67)...Was second in the league in total bases (95) and stolen bases (20)...Hit .382 (13-for-34) with two home runs and five RBI in his first nine games with the GCL club...Was 3-for-5 with an RBI and a career-high three stolen bases on 7/2/06...Registered 22 multi-hit games (played in 50 total)

2005 SEASON... Began his professional career with the Dominican Summer League Tigers after signing with Detroit on 4/30...Finished the year ranked third in the DSL in hits (56) and total bases (78)

HERNANDEZ CAREER HIGHS

Hits: 4 (3x), last 4/14/09 (MIS @ HVL)
Runs: 3 (1x), last 8/11/09 (ALT vs. POR)
Home Runs: 1 (21x), last 8/20/09 (ALT @ HAR)
RBI: 5, 8/8/08 (MYR @ LYN) (1)
SB: 3 (2x), last 8/8/08 (MYR @ LYN) (2)

GORKYSHERNANDEZ CAREER STATISTICS

YR	CLUB	AVG	G	AB	R	H	2B	3B	HR	RBI	BB	SO	SB	CS	E
2005	DSL Tigers	.265	63	211	44	56	10	0	4	19	30	38	10	10	-
2006	GCL Tigers (R)	.327	50	205	41	67	9	2	5	23	10	27	20	4	2
2007	West Michigan (A)	.293	124	481	84	141	25	5	4	50	36	69	54	11	6
2008	Myrtle Beach (A)	.264	100	406	75	107	23	6	5	42	48	79	20	4	5
2009	Mississippi (AA)	.316	52	212	33	67	11	2	0	19	15	54	10	8	1
	Altoona (AA)	.262	86	344	45	90	14	2	3	31	24	76	9	8	4
MINOR LEAGUE TOTALS		.284	475	1859	322	528	92	17	21	184	163	343	123	45	18

**BRIAN LEACH****RHP**

HEIGHT: 6-3 **WEIGHT:** 198
AGE: 23 **BORN:** APRIL 14, 1986
BIRTHPLACE: FLOWOOD, MISS.
RESIDES: BRANDON, MISS.
ACQUIRED: 25TH ROUND SELECTION IN THE 2008 AMATEUR DRAFT

BATS/THROWS: R/R
SCHOOL: UNIV. OF SO. MISS.

CAREER TRANSACTIONS... Selected in the 38th round of the 2007 amateur draft by the Kansas City Royals (did not sign)... Selected in the 25th round of the 2008 amateur draft by Pittsburgh out of Southern Mississippi

CURVE CUTS... Third professional season... Was working toward a degree in Business Management with a minor in banking finance at So. Miss.

2009 SEASON... Promoted to Low-A West Virginia (SAL)... Posted a 1-0 record with a 2.28 ERA (19 G/1 GS) before the All-Star break... Opponents hit .221 with lefties having more trouble at .215... ERA was almost a full run lower on the road (2.50) than at home (3.48)... Had a span of 12 outings (three starts) in which he allowed one run or fewer (42.0 IP, 0.85 ERA, 4 ER) from 5/30-7/3... Did not allow an earned run in the month of June (permitted just one run overall in 18.0 IP)... Tossed a career-high 8.2 IP and allowed just three hits with seven strikeouts on 8/27 @ BG... Almost half (five) of his 12 starts were quality starts

2008 SEASON... Made his professional debut with State College (NYPL) on 6/21/08 vs. AUB and pitches a scoreless inning... Proceeded to allow 11 earned runs on 14 hits in his next three outings... Allowed an unearned run on one hit in five innings in his first professional start (7/7 @ ONE)... Earned his first professional win on 7/25/08 over Batavia (5.0 IP, 3 H, 0 R, 5 K)... Enjoyed his best month with the Spikes in July (6 G/3 GS, 2.16 ERA, 19 K, 5 BB)

LEACH CAREER HIGHS

IP Starter: 8.2, 8/27/09 (WVA @ BG)
 IP Reliever: 6.0, 7/28/09 (WVA vs. CSC)
 Most Hits: 10, 7/16/09 (WVA @ AUG)
 Strikeouts: 7, 8/27/09 (WVA @ BG)
 Walks: 4 (3x), last 7/28/09 (WVA vs. CSC)

BRIAN LEACH CAREER STATISTICS

YR	CLUB	W-L	ERA	G	GS	CG	SHO	SV	IP	H	R	ER	HR	BB	SO
2008	State College (A)	1-3	3.98	16	8	0	0	0	54.1	54	30	24	4	20	36
2009	West Virginia (A)	7-4	2.96	32	12	0	0	0	109.1	91	49	36	8	39	88
MINOR LEAGUE TOTALS		8-7	3.30	48	20	0	0	0	163.2	145	79	60	12	59	124

THE STARS COME OUT AT BLAIR COUNTY BALLPARK - 2006 EASTERN LEAGUE ALL-STAR GAME

Blair County Ballpark took center stage on July 12, 2006 as the Altoona Curve hosted the 2006 UPMC Eastern League All-Star Game. A ballpark-record crowd of 9,308 packed BCB to watch the E.L. Mid-Summer Classic, which was won by the Southern Division All-Stars, 5-3. Curve hometown favorite **Brett Roneberg** earned Most Valuable Player honors after going 3-for-5 with three RBI in the contest and Harrisburg right-hander **Kip Bouknight**, who later played for Altoona during the 2007 season, was named the Pitcher of the Game after tossing three scoreless innings to notch the win for the South.



Several ballpark and community events surrounded the E.L. All-Star Game, including the E.L. All-Star Gala, which was held at Blair County Ballpark the day before the game. Highlighting the festivities as part of the event was a concert by rock legend **Eddie Money**.



JEFF LOCKE

LHP

HEIGHT: 6-1 **WEIGHT:** 203
AGE: 22 **BORN:** NOV. 20, 1987
BIRTHPLACE: NORTH CONWAY, N.H.
RESIDES: CENTER CONWAY, N.H.
ACQUIRED: OBTAINED IN A TRADE WITH ATLANTA ON 6/3/09

BATS/THROWS: L/L
SCHOOL: A. CROSBY KENNETT HS

CAREER TRANSACTIONS... Selected in the second round of the 2006 amateur draft by the Atlanta Braves out of Conway (N.H.) HS...Traded to Pittsburgh along with P Charlie Morton and OF Gorkys Hernandez in exchange for OF Nate McLouth on 6/3/09



Locke has a 3.4-to-1 strikeout to walk ratio for his career (324 K, 95 BB)

CURVE CUTS... 13th best prospect in the Pirates organization according to Baseball America...Nicknamed the "Redstone Rocket" in high school because he lived in the Redstone section of his hometown (Conway, N.H.)...Has turned in at least three seven-inning outings in each of the past two seasons (three in '09 and six in '08)...Has walked fewer than 100 batters (95) in four minor league seasons while accumulating 324 punchouts

2009 SEASON... Started the season with High-A Myrtle Beach (CAR)...Fared much better at home in five starts (3.76 ERA) than in five road starts (7.91 ERA)...Turned in back-to-back quality starts on 4/25 and 5/1...Allowed three or fewer earned runs in seven of his 10 starts with Pelicans...Traded to Pittsburgh and assigned to High-A Lynchburg on 6/9...Took a no decision in his first start in the Pirates organization (6/9 vs. FRE)...Went at least five innings and allowed one run or fewer in six of his last eight starts (3-0, 2.58 ERA, 45.1 IP, 35 K, 6 BB)...Tossed 5.2 innings of shutout baseball in game three of the Carolina League playoffs vs. Wilmington (5 K, 1 BB)...Made two starts in the Carolina League playoffs but did not factor in any decisions (0-0, 4.91 ERA, 7.1 IP, 9 H, 4 R, 4 ER, 4 BB, 7 K)

2008 SEASON... Made the jump to Low-A Rome (SAL)...Had a 2.97:1 strikeout-to-walk ratio (113 K, 38 BB)...Won three straight decisions from 6/20-7/7 including two in a row...August proved to be his best month in terms of ERA (3.18)...11-of-24 starts were quality starts including three in a row from 6/3-6/13

2007 SEASON... Spent the entire season with Rookie-level Danville (APP)...Struck out 74 batters in 61 innings (9.25:1 strikeout-to-walk ratio)...Dominating at home with a 4-1 record and a 1.77 ERA in eight games (seven starts)...Held hitters to a .213 batting average (.188 for lefties)...He struck out 74 while allowing just 48 hits during the season...Improved as the season went on and had his best month of the year in August (3-0, 1.25 ERA in four starts)...Allowed just two home runs in 61.0 IP...Reached double-digit strikeouts twice during the year (10 K in 5.0 IP on 7/30 @ BUR and 11 K in 6.2 IP on 8/26 vs. JCY)...Named the Danville Pitcher of the Year by the Braves organization...Finished the year tied for second in the Appy League in wins (seven) and strikeouts (74)...Seven wins and 74 K also led the team...His 11.17 K/9 IP was third best in the league...2.66 ERA was fourth best in the circuit and fifth best among starting pitchers in the Atlanta farm system...His 0.92 WHIP was second best in the organization and his .213 BAA was tied for third best...Named to the Appalachian League All-Star team...Named to Baseball America postseason All-Star team

2006 SEASON... Made his professional debut with the GCL Braves on 6/29/06 vs. IND and earned his first career win in the relief effort...Did not surrender a walk in six of his 10 outings...Struck out a then career-high eight batters on 8/12 vs. PHI as he pitched five scoreless innings for the win...Pitched better on the road (1-0, 2.45 ERA) than at home (3-3, 5.14 ERA)...Found his groove in August, going 3-0 with a 0.64 ERA in four games (one start)

LOCKE CAREER HIGHS

IP Starter: 7.0 (9x), last 6/25/09 (LYN vs. MB)
 IP Reliever: 7.0, 5/29/08 (ROM vs. ASH)
 Most Hits: 12, 8/14/09 (LYN vs. MB)
 Strikeouts: 11, 8/26/07 (DAN vs. JCY)
 Walks: 5 (2x), last 4/15/09 (MB vs. FRE)

JEFF LOCKE CAREER STATISTICS

YR	CLUB	W-L	ERA	G	GS	CG	SHO	SV	IP	H	R	ER	HR	BB	SO
2006	GCL Braves (R)	4-3	4.22	10	5	0	0	0	32.0	38	18	15	4	5	38
2007	Danville (R)	7-1	2.66	13	11	0	0	1	61.0	48	23	18	2	8	74
2008	Rome (A)	5-12	4.06	25	24	1	0	0	139.2	150	75	63	6	38	113
2009	Myrtle Beach (A)	1-4	5.52	10	10	0	0	0	45.2	47	31	28	1	26	43
	Lynchburg (A)	4-4	4.08	17	17	0	0	0	81.2	98	44	37	4	18	56
MINOR LEAGUE TOTALS		21-24	4.03	75	67	1	0	1	360.0	381	191	161	17	95	324

**MATT McSWAIN****RHP**

HEIGHT: 6-1 **WEIGHT:** 182
AGE: 24 **BORN:** AUG. 15, 1985
BIRTHPLACE: HIGH POINT, N.C.
RESIDES: SOPHIA, N.C.
ACQUIRED: SIGNED AS A NON-DRAFTED FREE AGENT ON 7/26/06

BATS/THROWS: R/R
SCHOOL: ELON (N.C.) UNIVERSITY

ORGANIZATION

CAREER TRANSACTIONS...Signed as a non-drafted free agent on 7/26/06 out of Elon (N.C.) University

CURVE CUTS...Fifth professional season...First name is actually Samuel (Matthew is his middle name)...Went to the same college as former Florida Marlins Manager Jack McKeon, who led the Marlins to a World Series title in 2003, and MLB umpire Joe West...Led Elon in strikeouts with 69 in 2005...Carolina League Pitcher of the Week for Aug. 17-23, 2009

2009 SEASON...Began and spent all of 2009 with High-A Lynchburg (CAR)...Started 25 of his 28 games with the Hillcats...Owned a 2.92 ERA in 14 games at home while he posted a 4.01 ERA in 14 games on the road...Held opposing batters to just three home runs in 144.1 innings of work...Went 5-0 in six starts in the month of May (2.65 ERA, 20 K, 5 BB)...Followed up May with a 2-2 record and a 1.82 ERA in five outings in June...Pitched a seven-inning, complete-game shutout on 8/23 versus Winston Salem (7.0 IP, 3 H, 0 R, 0 BB, 6 K)...Named the Carolina League Pitcher of the Week for Aug. 17-23 for his seven-inning, complete-game shutout...Had the second lowest ERA of any starter on the team with at least 15 games started (Uviedo) while his 11 wins led the squad...His 3.43 ERA was sixth best in the Carolina League while his 11 wins were tied for second most...The 144.1 IP also ranked him third in the league...Was 1-0 with a 3.00 ERA in three appearances (6.0 IP, 5 H 2 R, 2 ER) for the 'Cats in their playoff run to the Mills Cup



McSwain set a career high for starts with 25 last season with the Hillcats. Prior to '09, he'd only started 21 games in his career.

2008 SEASON...Began the campaign with Low-A Hickory (SAL)...Made his first 25 appearances out of the bullpen before starting his last seven games with the Crawdads...Went through his first 17 appearances with a 3-0-1 record and a 1.05 ERA...Didn't allow an earned run through is first eight outings of the year (all of April)...Was 1-2 with a 2.12 ERA as a starter (seven games)...Turned in an eight-inning shutout performance in Charleston on 7/28...Was 3-1 with a 1.44 ERA on the road (15 app./3 GS) for the 'Dads...Righties hit just .197 off him in Hickory...Bounced between Hickory and Lynchburg from late April (4/27) to early May (5/12)...Stayed with Hillcats as a starter after being called up on 8/6...His 43 combined appearances were fourth among Pirates farmhands

2007 SEASON...Played two games with GCL Pirates to start the year before being promoted to Low-A Hickory (SAL)...Earned his first career save on 6/24 at ORI...Used as a reliever for the first six games with Hickory before finishing the year with nine straight starts...Held opponents to a .231 clip with runners in scoring position...ERA was almost three full runs lower on the road (4.54) than at home (7.25)...Had his only quality start of the year against Savannah on 8/5 (6.0 IP, 5 H, 1 R, 4 K)

2006 SEASON...Made his organizational debut with the GCL Pirates @ RDS on 8/14/06...Notched first career win in his only other appearance in 2006 (8/17/06 @ TWI)

McSWAIN CAREER HIGHS

IP Starter: 8.0 (2x), last 5/28/09 (LYN vs. SAL)
 IP Reliever: 4.0 (2x), last 8/29/09 (LYN @ WS)
 Most Hits: 11, 6/15/09 (LYN @ MB)
 Strikeouts: 7 (2x), last 5/22/09 (LYN @ POT)
 Walks: 4, 7/24/07 (HIC vs. HAG)

MATT McSWAIN CAREER STATISTICS

YR	CLUB	W-L	ERA	G	GS	CG	SHO	SV	IP	H	R	ER	HR	BB	SO
2006	GCL Pirates (R)	1-0	0.00	2	0	0	0	0	4.0	0	0	0	0	1	4
2007	GCL Pirates (R)	1-0	4.50	2	0	0	0	1	6.0	7	3	3	0	1	7
	Hickory (A)	3-2	5.59	15	9	0	0	0	58.0	64	37	36	8	25	50
2008	Hickory (A)	4-5	2.17	32	7	0	0	4	70.2	62	22	17	5	13	50
	Lynchburg (A)	2-2	5.02	11	5	0	0	1	37.2	45	22	21	4	9	23
2009	Lynchburg (A)	11-8	3.43	28	25	1	1	1	144.1	162	60	55	3	23	64
MINOR LEAGUE TOTALS		22-17	3.70	90	46	1	1	7	320.2	340	144	132	20	72	198


2010 CURVE

HISTORY & RECORDS

EASTERN LEAGUE

PITTSBURGH PIRATES

GENERAL INFO

**JORDY MERCER****SS**

HEIGHT: 6-3 **WEIGHT:** 196
AGE: 23 **BORN:** AUG. 27, 1986
BIRTHPLACE: SEILING, OKLA.
RESIDES: TALOGA, OKLA.
ACQUIRED: THIRD ROUND SELECTION IN THE 2008 AMATEUR DRAFT

BATS/THROWS: R/R
SCHOOL: OKLAHOMA STATE

CAREER TRANSACTIONS... Selected in the 26th round of the 2005 amateur draft by the Los Angeles Dodgers (did not sign)... Selected in the third round of the 2008 amateur draft by Pittsburgh out of Oklahoma State

CURVE CUTS... Three-time All-Big 12 selection in his time with the Cowboys... Two-time first-team All-Conference selection at OK State... Was a two-way player during college and ended his collegiate career as the all-time saves leader with 17... Batted .330 with 14 home runs and 60 RBI during his junior season in 2008... On the flip side of the diamond he made 16 appearances and notched nine saves, which is the third-highest total for a season in school history... Earned first-team All-Big 12 honors as a utility player, second-team status as a shortstop and honorable mention as a pitcher... Tabbed to play for USA Baseball in the summer of 2007... Won a silver medal at the Pan American Games in Brazil as a member of Team USA



Mercer ended his collegiate career as the all time saves leader at Oklahoma State

2009 SEASON... Started and spent the entire season with High-A Lynchburg (CAR)... Put together two separate six-game hit streaks from 4/14-19 and from 4/21-26... Hit .270 after the break... Had a five-game hit streak from 6/27-7/1 where he hit 10-for-12 (.476) with four doubles, one triple, one home run and six RBI... Corralled a nine-game hitting streak from 8/11-8/20... Had at least one hit in all but three games from 8/1-29... Posted his best month of the season in August (.303, 4 2B, 3 HR, 19 RBI) and carried his success into the playoffs... Drove in 12 runovers his last 10 regular-season games and 22 runs over his final 24 regular-season games... Ended the season among the Carolina League leaders in doubles (1st, 26), sacrifice flies (1st, 14), at-bats (2nd, 513), hits (5th, 131) and RBI (5th, 83)... Clubbed .314 with 1 HR and 4 RBI in the playoffs to help lead Lynchburg to a Mills Cup Championship... Set a career high in hits with four in the final game of the Mills Cup

2008 SEASON... Took the field in his first professional game with Short-Season State College (NYPL) on 6/20/08... Hit his first professional home run on 6/24 vs. Williamsport (off Eryk McConnell)... Played in six games with the Spikes before being promoted to Low-A Hickory (SAL)... Was 2-for-4 with a double in his first game with the 'Dads... Established a then career-high in hits with three on 7/16/08... Tied his new career high on 7/27 @ Charleston... Stole a career high two bases vs. Rome on 8/3... Ended the season on a 10-game hit streak that raised his average from .222 to its season-ending mark of .250... Turned in his best month in August (.312, 4 2B, 2 HR, 8 RBI)... Struggled with left-handed pitching with Hickory (.149 BA)

MERCER CAREER HIGHS


Hits: 4, 9/17/09 (LYN @ SAL)
 Runs: 3 (2x), last 6/13/09 (LYN @ KIN)
 Home Runs: 1 (16x), last 9/9/09 (LYN vs. WIL)
 RBI: 3 (6x), last 9/2/09 (LYN @ POT)
 SB: 2, 8/3/08 (HIC vs. ROM)

JORDY MERCER CAREER STATISTICS

YR	CLUB	AVG	G	AB	R	H	2B	3B	HR	RBI	BB	SO	SB	CS	E
2008	State College (A)	.250	6	24	5	6	1	1	1	2	1	3	1	0	0
	Hickory (A)	.250	50	192	21	48	7	0	4	18	12	44	4	3	10
2009	Lynchburg (A)	.255	131	513	64	131	36	4	10	83	41	93	10	6	21
MINOR LEAGUE TOTALS		.254	187	729	90	185	44	5	15	103	54	140	15	9	31

PITTSBURGH PIRATES AFFILIATES IN THE EASTERN LEAGUE

1999-Present	Altoona	1972-73	Sherbrooke, PQ
1987-1990	Harrisburg, Pa.	1970-71	Waterburg, Conn.
1984-1986	Nashua, N.H.	1968-69	York, Pa.
1983	Lynn, Mass.	1954-56	Williamsport, Pa.
1979-82	Buffalo, N.Y.	1940-50	Albany, N.Y.
1974	Thetford Pines, PQ	1936	Scranton, Pa.

**DUSTIN MOLLEKEN****RHP****HEIGHT:** 6-5**WEIGHT:** 219**BATS/THROWS:** L/R**AGE:** 25**BORN:** AUG. 21, 1984**SCHOOL:** LETHBRIDGE JC**BIRTHPLACE:** REGINA, SASKATCHEWAN, CANADA**RESIDES:** REGINA, SASKATCHEWAN, CANADA**ACQUIRED:** 15TH ROUND SELECTION IN THE 2003 AMATEUR DRAFT

ORGANIZATION

2010 CURVE

HISTORY & RECORDS

EASTERN LEAGUE

PITTSBURGH PIRATES

GENERAL INFO

CAREER TRANSACTIONS...Selected by Pittsburgh Pirates in 15th Round of 2003 draft**CURVE CUTS**...Eighth professional season...Spent collegiate career with Lethbridge Community College in Lethbridge, Alberta, Canada...Nephew of former NHL player Lorne Molleken...Played in one game during the 2000-2001 season with the Regina Pats of the Western Hockey League**2009 SEASON**...Began season with Lynchburg...Went six straight outings which spanned 11.0 innings without giving up a run...Made one spot start (gm. 2 of DH on 4/21 vs. Frederick) and lasted just 0.1 of an inning allowing six hits, permitting five runs...Promoted to Altoona on 6/22 along with teammates Pedro Alvarez and Michael Dubee and pitched exclusively out of the bullpen with the Curve and was 0-for-2 in save chances...Left the team early to represent his native Canada in the World Baseball Cup, last appearing for Altoona on 8/31.**2008 SEASON**...Started the year in Low-A Hickory...Had a quality start (at least 6.0 innings of work with no more than three earned runs allowed) in four of his first seven starts...Served up 21 home runs in just 80.0 innings of work for Hickory (23

homers in 108.1 innings overall)...Began the season on a great note by throwing 6.0 shutout innings with a season-high eight strikeouts in a no-decision vs. West Virginia on 4/6 (6.0IP, 0R, 2H, 1W, 8K)...Picked up his first win of the year @ Kannapolis on 4/12 (6.0IP, 1R, 1ER, 6H, 2W, 4K)...Pitched six no-hit innings in a win over Savannah on 5/8 (6.0IP, 0R, 0H, 0W, 7K, 1HBP)...Went 3-3 with a 7.64 ERA in 11 starts from 5/3-6/28...Picked up his last win for Hickory @ Greenville on 6/23 (5.0 IP, 1R, 1ER, 3H, 0W, 2K)...Promoted to High-A Lynchburg on 6/30 where he pitched out of the bullpen for the Hillcats...Was scored on in nine of his 16 appearances out of the bullpen with Lynchburg...Allowed 15 earned runs over 10.2 innings of work (12.66 ERA) from 6/30-8/19...Did not allow a run in his last three appearances (6.0IP, 0R, 3H, 2W, 8K) from 8/22-31

2007 SEASON...Began the year in Short-A State College...Picked up his only decision with State College (win) on 6/29 @ Jamestown (3.0IP, 1R, 1ER, 2H, 1W, 2K)...Promoted to High-A Lynchburg on 7/1...Allowed two runs on four hits with five strikeouts in 3.0 innings of work vs. Salem on 7/3...Sent to Low-A Hickory where he made his debut with the Crawdads @ West Virginia on 7/13 (2.0 IP, 0R, 2H, 2W, 3K)...Got the win in two consecutive appearances vs. Rome on 8/9-11...Struck-out a season high six batters on 8/22 @ Greensboro**MOLLEKEN CAREER HIGHS**

IP Starter: 9.0, 8/6/05 (HCK vs. DEL)

IP Relief: 3.0, 5/19/08 (ALT @ AKR)

Most Hits: 14, 8/12/05 (HCK @ LKC)

Strikeouts: 10, 5/21/05 (HCK vs. CHR)

BB: 5 (2x) last 7/2/07 (ALT vs. BOW)

MOLLEKEN, cont'd

2006 SEASON...Spent the entire season in Short-A Williamsport...Allowed five runs on eight hits in 6.1 innings of work (7.11 ERA) to start the season...Finished the 2006 season strong: 1.38 ERA after 7/1 (26.0 IP, 6R, 4ER, 22H, 6W, 21K)

2005 SEASON...Spent the year with Rookie League Pirates in the Gulf Coast League...Was scored on in every appearance (9) during the season.

2004 SEASON...Missed the entire season after undergoing "Tommy John" surgery on his right elbow

2003 SEASON...Signed with Pittsburgh on 6/25 after being selected in the 15th round of the Draft...Did not make his professional debut until six weeks after signing because of tendonitis in his right elbow...Allowed a run on one hit in 2.1 innings of relief in his professional debut vs. GCL Yankees on 8/6.




Dustin poses for a picture with his new friend at the Miracle League of Blair County in August, 2009

DUSTIN MOLLEKEN CAREER STATISTICS

YR	CLUB	W-L	ERA	G	GS	CG	SHO	SV	IP	H	R	ER	HR	BB	SO
2003	GCL Pirates (R)	0-0	5.68	3	1	0	0	0	6.1	6	4	4	1	1	1
2004				-DNP DUE TO INJURY -											
2005	GCL Pirates (R)	0-4	7.20	9	5	0	0	0	30.0	34	29	24	5	16	22
2006	Williamsport (A)	1-2	2.51	13	0	0	0	0	32.1	30	11	9	1	8	22
2007	State College (A)	1-0	1.08	4	0	0	0	0	8.1	6	2	1	1	1	5
	Hickory (A)	3-1	4.50	13	0	0	0	0	26.0	32	15	13	3	8	31
2008	Hickory (A)	5-4	6.30	16	16	0	0	0	80.0	98	61	56	21	20	55
	Lynchburg (A)	3-2	6.67	16	0	0	0	2	28.1	38	23	21	2	14	26
2009	Lynchburg (A)	3-1	3.48	18	1	0	0	1	41.1	36	17	16	2	8	42
	Altoona (AA)	1-1	4.62	18	0	0	0	1	37.0	37	21	19	5	16	26
MINOR LEAGUE TOTALS		17-15	5.08	112	23	0	0	4	294.1	324	186	166	41	93	238

CURVE EASTERN LEAGUE POSTSEASON ALL-STARS

2000	Wilson Guzman, LHP Adam Hyzdu, OF Sam McConnell, LHP
2002	Tony Alvarez, OF Carlos Rivera, 1B
2003	Sean Burnett, LHP
2004	Jeff Keppinger, 2B Ronny Paulino, C Ian Snell, RHP
2005	Jose Bautista, 3B
2006	Vic Buttler, OF Shane Youman, LHP
2007	Matt Peterson, RHP

**DIEGO MORENO****HEIGHT:** 6-0**WEIGHT:** 216**AGE:** 22**BORN:** JULY 21, 1987**BIRTHPLACE:** HIGUEROTE, MIRANDA, VENEZUELA**RESIDES:** BARLOVENTO, MIRANDA, VENEZUELA**ACQUIRED:** SIGNED AS A NON-DRAFTED FREE AGENT ON 8/21/06**BATS/THROWS:** R/R**SCHOOL:** -**RHP**

ORGANIZATION

CAREER TRANSACTIONS...Signed as a non-drafted free agent on 8/21/06**CURVE CUTS...**Fourth professional season (second stateside)...Combined with Hunter Strickland for a nine-inning no hitter as a member of the West Virginia Power on 7/27/09 (Strickland worked six innings and Moreno followed with the last three)...Is the only no-no in the history of the Appalachian Power Park*This will be Moreno's second full season stateside after spending '09 in State College and West Virginia***2007 & 2008 SEASONS...**Played two years for Chivacoa of the Venezuelan Summer League...Combined for a 4-1 record and a 1.52 ERA**2009 SEASON...**Began his first season stateside with Short-Season State College (NYPL)...Made two relief stints with the Spikes before being promoted to Low-A West Virginia...Notched a three-inning save with five strikeouts in his first outing with the Power (6/27 @ GBO)...Nailed down his first five save opportunities...Went through his first four appearances (8.2 IP) without allowing an earned run...Did not allow more than three hits or runs in any of his 18 appearances...Had his best month in August (7 G, 1-0-1, 1.35 ERA, 20.0 IP, 4 BB, 29 K)...Struck out just over four times as many as he walked (57 K, 14 BB)**MORENO CAREER HIGHS**

IP Starter: 7.0, 7/19/08 (PIR @ MAR)

IP Reliever: 3.0(11x), last 9/6/09 (WVA vs. GBO)

Most Hits: 3 (5x), last 9/6/09 (WVA @ GBO)

Strikeouts: 6 (2x), last 8/22/09 (WVA @ GVL)

Walks: 4, 7/5/09 (WVA vs. LWD)

2010 CURVE

HISTORY & RECORDS

EASTERN LEAGUE

PITTSBURGH PIRATES

GENERAL INFO

DIEGO MORENO CAREER STATISTICS

YR	CLUB	W-L	ERA	G	GS	CG	SHO	SV	IP	H	R	ER	HR	BB	SO
2007	VSL Pirates	1-0	2.42	13	0	0	0	2	22.1	17	6	6	1	5	16
2008	VSL Pirates	3-1	0.87	7	6	0	0	0	31.0	21	6	3	0	4	21
2009	State College (A)	0-0	1.80	2	0	0	0	0	5.0	4	1	1	1	1	4
	West Virginia (A)	1-3	2.60	18	0	0	0	5	45.0	29	16	13	3	14	57
MINOR LEAGUE TOTALS		5-4	2.00	40	6	0	0	7	103.1	71	29	23	5	24	98

FIRST GAME IN BLAIR COUNTY BALLPARK HISTORY

The first-ever game in Blair County Ballpark history took place on April 15, 1999 when a crowd of 6,171 (a sellout) braved rainy conditions and a one-hour rain delay for the home opener against the Bowie Baysox. The Curve defeated the Baysox, 6-1, as **Bronson Arroyo** tossed 5.1 scoreless innings to notch the first of his 15 wins -- a club record -- which remains in tact entering the 2010 season. **Garrett Long** hit the first home run at BCB, a two-run shot in the fourth inning to give the Curve an early, 2-0, lead. Altoona broke the game open by scoring four runs in the seventh inning, highlighted by a **Craig Wilson** two-run homer.

**BRYAN MORRIS****RHP****HEIGHT:** 6-3**WEIGHT:** 212**BATS/THROWS:** R/R**AGE:** 23**BORN:** MARCH 28, 1987**SCHOOL:** TULLAHOMA (TENN.) HS**BIRTHPLACE:** WOODBURY, TENN.**RESIDES:** CHATTANOOGA, TENN.**ACQUIRED:** OBTAINED IN A TRADE WITH LOS ANGELES (NL) ON 7/31/08

CAREER TRANSACTIONS... Selected by Tampa Bay Devil Rays in 3rd Round of 2005 draft, but did not sign... Selected by Los Angeles Dodgers in 1st Round (26th overall) of 2006 draft... Traded to Pittsburgh with Andy LaRoche on 7/31/08 as part of a three-team deal with Los Angeles and Boston in which Jason Bay was dealt to the Red Sox.

CURVE CUTS... Fifth professional season... Member of the Pirates 40-man roster... Ranked by Baseball America as the 15th best prospect in the Pirates' organization... Former first round pick of the Los Angeles Dodgers... Led all Tennessee junior college pitchers with a 0.91 ERA while recording 108 strikeouts in 79.0 innings for Motlow State Community College in 2006 where his father was the manager.

2009 SEASON... Began his first full season in the Pirates system and spent the entire year with the Lynchburg Hillcats... Finished the 2008 season on the Disabled List and missed the first 2.5 months of the 2009 season with shoulder problems... Did not make his 2009 debut until June 9 when he suffered the loss against the Wilmington Blue Rocks when he allowed four runs over 4.1 innings... Hillcats were 4-9 in games that Morris started... Tossed a career-high 6.2 innings in three different starts including his last start of the season (9/4 @ Salem)... Placed on the Suspended List on 8/1... Sent to Bradenton before returning to the Hillcats active roster on 8/12... Finished the season on a three-game losing streak allowing 16 runs in his final three starts of the year.



Morris made his Pirates organizational debut in 2008 with the Hickory Crawdads

2008 SEASON... Began the season with Great Lakes, the Dodgers Low-A Midwest League affiliate... Allowed three runs in each of his first three starts of the campaign... Pitched five no-hit innings in a no-decision vs. South Bend on 5/13... Pitched a rain-shortened complete game two hit shutout vs. South Bend on 6/27... Pitched 5.0 shutout

innings with a season high eight strikeouts in a no-decision vs. Cedar Rapids on 7/14... Traded to Pittsburgh as part of a three team deal that sent Jason Bay to Boston... Pitched five shutout innings in his Hickory debut, allowing two hits and four walks in a no-decision vs. Rome on 8/5... Left the game in a loss vs. Kannapolis on 8/16 with shoulder pain (4.2 IP, 5 R, 5 ER, 8 H, 5 BB, 3 K)... Did not appear in another game with Hickory

2007 SEASON... Missed the entire season, recovering from Tommy John surgery

2006 SEASON... Made his professional debut for Short-A Ogden @ Idaho Falls (ND, 3.0 IP, 0 R, 2 H, 3 BB, 4 K)... Suffered his first loss as a pro on 7/15 vs. Missoula (5.0 IP, 2 R, 2 ER, 7 H, 1 BB, 5 K)... Picked up his first pro win on 7/20 @ Missoula (6.0 IP, 4 R, 3 ER, 8 H, 1 BB, 6 K)... Had a string of eight consecutive starts of at least six strikeouts from 7/20-8/27.

MORRIS CAREER HIGHS

IP Starter: 6.0 (5x) last 7/9/08 (GRL vs. BUR)

IP Relief: Has never pitched in relief

Most Hits: 9, 5/3/08 (GRL vs. BEL)

Strikeouts: 8 (3x), last 7/14/08 (GRL vs. CDR)

BB: 5 (2x), last 8/16/08 (HIC vs. KAN)

BRYAN MORRIS CAREER STATISTICS

YR	CLUB	W-L	ERA	G	GS	CG	SHO	SV	IP	H	R	ER	HR	BB	SO
2006	Ogden (R)	4-5	5.13	14	14	0	0	0	59.2	64	44	34	3	40	79
2007									-DNP DUE TO INJURY-						
2008	Great Lakes (A)	2-4	3.20	17	17	1	1	0	81.2	74	34	29	5	31	72
	Hickory (A)	0-2	5.02	3	3	0	0	0	14.1	17	9	8	2	12	11
2009	Lynchburg (A)	4-9	5.57	15	15	0	0	0	72.2	87	58	45	2	34	32
MINOR LEAGUE TOTALS		10-20	4.57	49	49	1	1	0	228.1	242	145	116	12	117	194

**DANIEL MOSKOS**

HEIGHT: 6-1 **WEIGHT:** 203
AGE: 23 **BORN:** APRIL 28, 1986
BIRTHPLACE: GREENVILLE, S.C.
RESIDES: CENTRAL, S.C.
ACQUIRED: FIRST ROUND SELECTION IN THE 2007 AMATEUR DRAFT

BATS/THROWS: R/L
SCHOOL: CLEMSON

LHP

ORGANIZATION

2010 CURVE

HISTORY & RECORDS

EASTERN LEAGUE


PITTSBURGH PIRATES

GENERAL INFO

CAREER TRANSACTIONS... Selected by Pittsburgh Pirates in 1st Round (4th overall) of 2007 draft

CURVE CUTS... Fourth professional season... Played collegiately at Clemson University, where he posted a 3.25 ERA in 81 appearances (10 starts)... Played for the 2006 USA National Team that won a gold medal at the World Championships in Cuba... Is the highest drafted left-handed pitcher in Pirates history (selected 4th overall) and second Clemson player to be drafted by the Pirates in the first round, joining Kris Benson who was a first round pick in 1996

2009 NOTES... Spent first season in Double-A and with the Altoona Curve... His 11 wins were tied for the team lead (with Y. Herrera) and for third place in the Eastern League... Made Double-A debut on 4/9 @ Erie in a relief appearance allowing one earned run over 1.0 IP... Made first Double-A start on 4/13 @ Akron allowing four earned runs in 3.1 innings of work... Team leader with 149.0 innings pitched which was the most turned in by a Curve starting pitcher since 2007 (Josh Shortslef 149.1)... In 19 straight starts tossed at least 5.0 innings... In 24/27 games pitched in 2009, tossed at least 5.0 innings... Began the season 4-6, but from 7/6 through the rest of the season sported a record of 7-3... Had 5.94 ERA in the month of April but had ERA 3.94 in the remaining five months of the year... Tied a career-high in strikeouts in his second-to-last start of the season on 8/31 @ Erie... Twice tied career-high in walks allowing five free passes on 4/13 @ Akron and 7/24 @ Akron... Tossed a career-high 8.0 innings on 8/14 vs. New Hampshire... Was 0-for-14 at the plate with 8 strikeouts



Daniel Moskos is the 30th best prospect in the Pirates organization according to Baseball America

2008 SEASON... Won his first two decisions of the season, including a win @ Salem on 4/18 (6.0IP 1R 1ER 3H 0W 4K)... Suffered his first professional loss on 4/28 vs. Myrtle Beach (5.0IP 6R 5ER 6H 2W 2K)... Pitched 6.2 shutout innings in win vs. Frederick on 5/8 (OR 6H 0W 3K)... Pitched his best game of the year vs. Kingston on 6/14 (W, 7.2IP OR 3H 1W 7K)... Went 0-3 with a 11.90 ERA in five July starts before being sent to the bullpen on 7/31... Had a 3.68 ERA in eight relief appearances from 7/31 to the end of the season... Limited left-handed hitters to a .224 season average... Went 6-7 with a 6.72 ERA in twenty starts with Lynchburg... Compiled a season-long 1.69 ERA from the seventh inning on


2007 SEASON... Made his professional debut with the GCL Pirates on 7/29 vs. GCL Orioles (ND 1.0IP OR 1H 0W 0K)... Struck-out three batters over 2.0 innings on 8/3 vs. GCL Orioles... Promoted to Short-A State College on 8/5... Allowed a run in 1.0 inning of relief in Spikes debut on 8/6 vs. Mahoning Valley... Was scored upon in three of his first four appearances with State College... Didn't allow a run in his final four outings with State College... Earned his first career save on 9/6 vs. Mahoning Valley (Zach Duke started the game on a rehab assignment)

MOSKOS CAREER HIGHS

IP Starter: 8.0, 8/14/09 (ALT vs. NH)
 IP Relief: 6.0 (2x), last 9/5/09 (ALT @ BIN)
 Most Hits: 12, 7/21/08 (LYN vs. WIL)
 Strikeouts: 8 (2x), last 8/31/09 (ALT @ ERI)
 Walks: 5 (2x), last 7/30/09 (ALT vs. BIN)

DANIEL MOSKOS CAREER STATISTICS

YR	CLUB	W-L	ERA	G	GS	CG	SHO	SV	IP	H	R	ER	HR	BB	SO
2007	GCL Pirates (R)	0-0	0.00	2	0	0	0	0	3.0	4	0	0	0	0	3
	State College (A)	0-0	4.26	11	0	0	0	1	12.2	19	8	6	1	6	13
2008	Lynchburg (A)	7-7	5.95	29	20	0	0	0	110.1	124	83	73	8	43	78
2009	Altoona (AA)	11-10	3.74	27	25	1	0	0	149.0	159	75	62	11	58	77
MINOR LEAGUE TOTALS		18-17	4.61	69	45	1	0	1	275.0	306	166	141	20	107	171

**JIM NEGRYCH****2B**

HEIGHT: 5-9 **WEIGHT:** 239
AGE: 25 **BORN:** MARCH 2, 1985
BIRTHPLACE: BUFFALO, N.Y.
RESIDES: BUFFALO, N.Y.
ACQUIRED: SIXTH ROUND SELECTION IN THE 2006 AMATEUR DRAFT

BATS/THROWS: L/R
SCHOOL: PITTSBURGH

CAREER TRANSACTIONS... Selected by Pittsburgh Pirates in 6th Round of 2006 draft

CURVE CUTS... Fifth professional season... Played collegiately at the University of Pittsburgh from 2004-06... Was a first team All-American selection by Baseball America in 2005 with the Panthers... Named the Pirates 2008 Minor League Player of the Year after hitting a combined .359 (fifth best in MiLB) with 41 doubles, five home runs, 72 RBI and 12 stolen bases in 129 games between Lynchburg and Altoona

2009 SEASON... Spent his second season with the Altoona Curve... Rated the 24th best prospect in the Pirates organization according to Baseball America entering the season... Was Altoona's Opening Day second baseman on 4/8 @ Erie and went 4-for-5 (one of only seven four-hit games by a Curve player in 2009) with a pair of doubles and three runs scored... Hit .373 in the month of April (25-for-67) where he enjoyed a nine-game hitting streak (4/17-4/25) before he proceeded to go in a 13-for-67 (.194) slump in the month of May... Was 0-for-13 as a designated hitter... Hit his first home run of his Altoona Curve career on 6/2 @ Erie... Hit a first inning leadoff home run on 7/1 @ Reading... Suffered a season-ending injury on 7/27 in a game vs. Binghamton as he collided with SS Brian Friday in an attempted dive to prevent a ground ball from reaching center field. During the collision, Friday's knee struck Negrych in the abdomen. Negrych would bat in the bottom of the ninth inning and then was taken to the hospital following the game where a hematoma (internal bleeding) in his abdomen was discovered requiring emergency surgery, which caused him to miss the remainder of the season. At the time of his injury, Negrych was leading the Curve in multi-hit games with 27.

2008 SEASON... Began the year at High-A Lynchburg... Registered 47 multi-hit games with the Hillcats... Was a member of the Carolina League's mid and post-season All-Star teams... Hit .400 (38-for-95) in April, .330 (34-for-103) in May, .354 (34-for-96) in June and .402 (37-for-92) in July... Opened up the season with a nine-game hitting streak (15-for-31, .484) from 4/4-14... Had four multi-hit games in a row (8-for-16, .500) from 4/28-5/1... Selected to play in the Carolina/California League All-Star game on 6/24 @ Myrtle Beach, where he went 2-for-3 as the starting third baseman for the Carolina League... Put together a Hillcats team high 17-game hitting streak (28-for-64, .438) from 6/15-7/5... Named Topps Carolina League Player of the Month for July after hitting .402 (37-for-92) with three homers and 20 RBI in 26 games during the month... Promoted to Double-A Altoona on 7/29... Was leading the Carolina League in batting average (.370), hits (143), doubles (36), on-base percentage (.448) and runs scored (77) at the time of his promotion to Altoona... Went 2-for-4 with a RBI in his Double-A debut, an Altoona 4-2 win, on 7/29 @ Trenton... Went 4-for-5 with two RBI in a 12-0 win @ New Hampshire on 8/15... Had an eight-game hitting streak with the Curve (13-for-28 .448) from 8/14-22

NEGRYCH CAREER HIGHS

HITS: 4 (4x) last 4/8/09 (ALT @ ERI)
RUNS: 4, 6/3/08 (LYN vs. POT)
HR: 1, several times
RBI: 4 (2x) last 7/16/08 (LYN @ FRD)
SB: 2, 8/16/08 (ALT @ NHM)



Jim Negrych volunteers at the Forever Broadcasting Media Blood Drive in 2009

hitting .474 (9-for-19) in his first six games of August, when he suffered torn thumb ligaments that ended his season on 8/6

2007 SEASON... Spent the entire season at Low-A Hickory... Had an eight-game hitting streak (13-for-29 .448) from 4/13-25... Hit .305 (18-for-59) during the month of April... Missed nearly six weeks (4/30-6/7) with a strained oblique muscle... Went 3-for-4 with a homer and three RBI on 6/9 vs. Asheville, just his second game back from the strained oblique

2006 SEASON... Made his professional debut on 6/20 for Short-A Williamsport, going 1-for-4 @ State College... Drove in a season-high four runs on 6/29 vs. Mahoning Valley... Hit his first professional home run on 7/9 @ Tri-City... Began August by going 4-for-4 with a homer and three RBI @ Jamestown on 8/1... Was



NEGRYCH, cont'd

JIM NEGRYCH CAREER STATISTICS


YR	CLUB	AVG	G	AB	R	H	2B	3B	HR	RBI	BB	SO	SB	CS	E
2006	Williamsport (A)	.267	42	146	12	39	7	2	2	17	13	19	1	1	4
2007	Hickory (A)	.282	86	340	57	96	14	4	2	48	27	48	4	1	10
2008	Lynchburg (A)	.370	104	386	77	143	36	1	5	62	55	55	7	6	21
	Altoona (AA)	.310	25	87	10	27	5	0	0	10	11	14	5	1	6
2009	Altoona (AA)	.272	93	323	51	88	18	1	3	30	45	37	8	1	16
MINOR LEAGUE TOTALS		.307	350	1282	207	393	80	8	12	167	151	173	25	10	57

2010 PITTSBURGH PIRATES TOP PROSPECTS
AS RATED BY BASEBALL AMERICA

- | | |
|----------------------------|-----------------------------|
| 1. Pedro Alvarez, 3B | 16. John Raynor, OF |
| 2. Jose Tabata, OF | 17. Ramon Aguero, RHP |
| 3. Tony Sanchez, C | 18. Robbie Grossman, OF |
| 4. Brad Lincoln, RHP | 19. Hunter Strickland, RHP |
| 5. Chase d'Arnaud, SS/2B | 20. Jarek Cunningham, 3B/SS |
| 6. Sterling Marte, OF | 21. Daniel McCutchen, RHP |
| 7. Tim Alderson, RHP | 22. Jordy Mercer, SS/3B |
| 8. Zack Von Rosenberg, RHP | 23. Evan Chambers, OF |
| 9. Rudy Owens, LHP | 24. Donnie Veal, LHP |
| 10. Gorkys Hernandez, OF | 25. Brett Lorin, RHP |
| 11. Colton Cain, LHP | 26. Neil Walker, 3B |
| 12. Victor Black, RHP | 27. Brock Holt, SS/2B |
| 13. Jeff Locke, LHP | 28. Brian Friday, SS |
| 14. Quinton Miller, RHP | 29. Josh Harrison, OF/2B/3B |
| 15. Bryan Morris, RHP | 30. Daniel Moskos, LHP |

BEST "TOOLS" IN PIRATES' SYSTEM
AS RATED BY BASEBALL AMERICA

Best Hitter for Average.....	Jose Tabata	Best Changeup.....	Daniel McCutchen
Best Power Hitter.....	Pedro Alvarez	Best Control.....	Rudy Owens
Best Strike-Zone Discipline.....	Chase d'Arnaud	Best Defensive Catcher.....	Tony Sanchez
Fastest Baserunner.....	Jose De Los Santos	Best Defensive Infielder.....	Argenis Diaz
Best Athlete.....	Chase d'Arnaud	Best Infield Arm.....	Argenis Diaz
Best Fastball.....	Ramon Aguero	Best Defensive Outfielder.....	Gorkys Hernandez
Best Slider.....	Victor Black	Best Outfield Arm.....	Starling Marte
Best Curveball.....	Brad Lincoln		

ANTHONY **NORMAN**

OF

HEIGHT: 6-O **WEIGHT:** 185
AGE: 25 **BORN:** OCT. 20, 1984
BIRTHPLACE: BELLFLOWER, CALIF.
RESIDES: CARSON, CALIF.
ACQUIRED: SIGNED AS A MINOR LEAGUE FREE AGENT ON 1/30/10

BATS/THROWS: L/L
SCHOOL: UCLA

CAREER TRANSACTIONS...Signed by the Los Angeles Angels of Anaheim as a non-drafted free agent on 1/11/07...Signed by Pittsburgh as a minor league free agent on 1/30/10

CURVE CUTS...Fourth professional season...First with the Pirates organization...2007 Arizona League MVP...2007 midseason and postseason All-Star selection

2009 SEASON...Returned to Rancho Cucamonga (CAL) to begin the 2009 season...Hit .238 in 27 games for the Quakes...Came in as a relief pitcher on 4/15 vs. VIS and pitched 1.1 scoreless, hitless innings while walking two...Was 3-for-4 with a double, two RBI and two runs scored on 4/26...Did not play after May 27 as he was released by the Angels...Caught on with the St. Paul Saints of the Independent American Association...Batted .264 with two home runs and 19 RBI in 39 games with the Saints

2008 SEASON...Promoted to Low-A Cedar Rapids (MID) to begin the season but played in just one game (1-for-3 on 4/4) before earning the call to High-A Rancho Cucamonga (CAL)...Batted .257 in 118 games with the Quakes...Hit much better at home (.282 in 59 games) than on the road (.231 in 59 games)...15 home runs were third most on the team...Stole 36 bases in 42 attempts...Blasted first professional home run on 4/13 vs. VIS...Hit .294 in the month of April (one of his best months of the year)...Went 6-for-37 (.162) over an 11-game stretch from 5/6-5/16 to drop his average from .301 to .258...Hit safely in nine-straight games from 5/26-6/5 to raise his average from .273 to .288...Went 2-for-4 with two home runs on 6/3 @ LNC...Compiled his best month of the season average wise in July, batting .297 in 22 games

2007 SEASON...Went 2-for-4 with an RBI in his professional debut with the AZL Angels on 6/22 @ AZL Cubs...Led the league in hitting (.344) and triples (10)...Finished fourth in the league in slugging percentage (.500), runs (40), hits (63) and RBI (33)...Hit in 10 of his first 11 games with the club (.417, 1 2B, 4 3B, 10 RBI)...Racked up four hits (4-for-6) on 7/23 @ GCL Brewers with four RBI...Tacked on a nine-game hitting streak near the end of the season (8/9-8/20) and hit .432 (16-for-37) during the streak...Batted .323 with 32 RBI in 68 AB with runners in scoring position

NORMAN CAREER HIGHS

Hits: 4, 7/23/07 (ANG @ BRE)
 Runs: 3 (5x), last 6/18/08 (RC @ LAK)
 Home Runs: 2, 6/3/08 (RC @ LNC)
 RBI: 4, 7/23/07 (ANG @ BRE)
 SB: 3, 6/14/08 (RC vs. MOD)

ANTHONY NORMAN CAREER STATISTICS

YR	CLUB	AVG	G	AB	R	H	2B	3B	HR	RBI	BB	SO	SB	CS	E
2007	AZL Angels (R)	.362	44	174	40	63	4	10	0	33	19	19	12	1	3
2008	Cedar Rapids (A)	.333	1	3	0	1	0	0	0	0	0	0	0	0	0
	Rancho Cucamonga (A)	.257	118	374	77	96	16	9	15	44	66	76	36	6	8
2009	Rancho Cucamonga (A)	.238	27	80	13	19	4	3	2	12	7	15	0	0	1
	St. Paul (IND)	.264	39	144	21	38	11	1	2	19	18	20	5	5	2
MINOR LEAGUE TOTALS		.280	229	775	151	217	25	23	19	108	110	130	53	12	14

PIRATES MINOR LEAGUE PLAYERS AND PITCHER OF THE YEAR

Since 2000, the Pirates have been honoring a minor league player and pitcher with a yearly award. They are recognized for their achievement during a September pregame ceremony at PNC Park in Pittsburgh and a plaque hangs on the wall in the Woody Huyke clubhouse in Bradenton showing each winner.

YR	PITCHER OF THE YEAR	PLAYER OF THE YEAR	YR	PITCHER OF THE YEAR	PLAYER OF THE YEAR
'00	Wilson Guzman	J.R. House	'05	Paul Maholm	Jose Bautista
'01	Sean Burnett	Humberto Cota	'06	Tom Gorzelanny	Andrew McCutchen
'02	Sean Burnett	Walter Young	'07	John Van Benschoten	Steve Pearce
'03	Ian Snell	Chris Shelton	'08	Jeff Sues	Jim Negrych
'04	Zach Duke	Brad Eldred	'09	Rudy Owens	Pedro Alvarez



RUDY OWENS

LHP

HEIGHT: 6-3

WEIGHT: 225

AGE: 22

BORN: DEC. 18, 1987

BIRTHPLACE: MESA, ARIZ.

RESIDES: MESA, ARIZ.

ACQUIRED: 28TH ROUND SELECTION IN THE 2006 AMATEUR DRAFT

BATS/THROWS: L/L

SCHOOL: CHANDLER-GILBERT CC

CAREER TRANSACTIONS... Selected in the 28th round of the 2006 amateur draft out of Chandler-Gilbert (Ariz.) Community College as a draft-and-follow

CURVE CUTS... Fourth professional season...Enters season as the ninth best prospect in the Pirates organization according to Baseball America...Originally was headed to Arizona State out of high school but after being drafted by Pittsburgh as a draft-and-follow he went to Chandler-Gilbert (Ariz.) CC....First team All-ACCAC (Arizona Community College Athletic Conference) during his only year at Chandler-Gilbert...Named a 2009 Topps Class-A All Star Team member for his performance with the West Virginia Power and Lynchburg Hillcats...MLB.com Class-A Starting Pitcher of the Year award winner...Pirates Organizational Pitcher of the Year in 2009...2009 South Atlantic League Most Outstanding Pitcher...Selected to 2009 South Atlantic League midseason and postseason All-Star Team...Two-time SAL Pitcher of the Week recipient (6/22/09 and 7/6/09)...Carolina League Pitcher of the Week recipient (8/10/09)



Owens tore through the South Atlantic League in 2009 and was 1-0 in the Carolina League playoffs for Lynchburg

2009 SEASON... Started the season with Low-A West Virginia (SAL) and had a breakout year...Baffled hitters all season with a .197 BAA in West Virginia...10 wins tied him for fourth in the SAL...Whiffed 91 batters compared to 15 walks (better than 6-to-1) with WVA...Struck out more batters (91) than hits he allowed (71) with the Power...Part of two combination shutouts in '09 (6/16 vs. KAN and 6/30 @ LC)...Better than half (nine) of his starts (19) were quality starts...Registered five or more strikeouts in seven of his 19 starts with West Virginia...Led staff starters in wins (10), ERA (1.70) and WHIP (0.85)...Set a career high in innings pitched with 8.0 and tied a career high in strikeouts with nine in win over Kannapolis on 6/16...Put together a streak of 32 scoreless innings from 6/11-7/13 (Augusta scored one run in the second inning on 7/13 to break the streak)...Permitted just two runs in 26.0 innings after the All-Star break (0.69 ERA) before being promoted to High-A Lynchburg (CAR)...Won his last eight decisions with Power...Earned a win in his first decision with the Hillcats (8/8 @ MB)...Lost his first game in more than three months on 8/18 @ SAL (only other loss was 5/2 vs. HAG)...Finished the year with 113 K and just 17 BB (124 total innings)...Tossed a four-hit, six-inning shutout performance in Lynchburg's game two win over Wilmington in the first round of the Carolina League playoffs...

Left in line for the win in the second game of the Mills Cup after tossing 6.1 innings and giving up two runs on four hits with seven strikeouts (no decision)...Was 1-0 with a 1.46 ERA in his two playoff starts

2008 SEASON... Promoted to Short-Season State College (NYPL) where he spent the entire season...Pitched better in his three starts after the All-Star break (2-0, 2.45 ERA)...Kept left-handed hitters guessing with a .196 BAA...Put it together in August for his best month of the year (2-1, 2.11 ERA, 5 GS, 16 K, 4 BB)...Won his last two decisions (8/24 @ MVS and 8/29 vs. MVS)

2007 SEASON... Began professional career with the GCL Pirates...Lost his debut on 7/30/07 @ TWI and went on to lose his first four decisions (all starts)...Earned first pro win on 8/22/07 in relief @ RDS...Held opposing batters to a .238 clip (.217 for righties)

OWENS CAREER HIGHS

IP Starter: 8.0, 6/16/09 (WVA vs. KAN)

IP Reliever: 4.0, 8/22/07 (PIR vs. RDS)


Most Hits: 10, 8/18/09 (LYN @ SAL)

Strikeouts: 9(2x), last 6/16/09 (WVA vs. KAN)

Walks: 4, 8/17/07 (PIR vs. RDS)

RUDY OWENS CAREER STATISTICS

YR	CLUB	W-L	ERA	G	GS	CG	SHO	SV	IP	H	R	ER	HR	BB	SO
2007	GCL Pirates (R)	1-4	5.32	6	4	0	0	0	22.0	20	13	13	1	8	17
2008	State College (A)	3-6	4.97	15	13	0	0	0	58.0	63	37	32	2	13	45
2009	West Virginia (A)	10-1	1.70	19	19	0	0	0	100.2	71	22	19	8	15	91
	Lynchburg (A)	1-1	3.86	6	6	0	0	0	23.1	29	10	10	3	2	22
MINOR LEAGUE TOTALS		15-12	3.26	46	42	0	0	0	204.0	183	82	74	14	38	175



ALEX PRESLEY

OF

HEIGHT: 5-9

WEIGHT: 181

BATS/THROWS: L/L

AGE: 24

BORN: JULY 25, 1985

SCHOOL: MISSISSIPPI

BIRTHPLACE: MONROE, LA.

RESIDES: MONROE, LA.

ACQUIRED: EIGHTH ROUND SELECTION IN THE 2006 AMATEUR DRAFT

CAREER TRANSACTIONS... Selected in the eighth round of the 2006 amateur draft out of the University of Mississippi

CURVE CUTS... Member of the All-SEC Tournament team during his final year at Ole' Miss... Was tied for school record for career triples (14) at the time of departure

2009 SEASON... Once again started and spent the entire season with High-A Lynchburg (CAR)... Batted .310 in 14 games in April... Turned in his longest hitting streak of the season (nine games) from 4/13-4/24 (.385)... Dipped through May and June, hitting a combined .201 in 49 games between the two months... Managed to bounce back over the last 2.5 months of the regular season where he hit .289 with three home runs and 16 RBI... Procured a hit in each of his last seven games in the regular season... Turned in 25 multi-hit games... Smacked a total of 11 triples to lead the league in triples and set a new single-season Hillcats record... Batted almost 100 points higher against RHP (.284) than lefties (.190)... Hit .250 in the playoff run that led Lynchburg to the Carolina League title

2008 SEASON... Promoted and started the season with High-A Lynchburg (CAR)... Recorded a hit in his first game with the Hillcats... Did not play from 4/17-5/4 (disabled list)... Came back to hit .279 in 25 games in May... Hit successfully in 17-of-21 games from 5/28-6/28 (.298)... Went a perfect 3-for-3 with two RBI and a double on 7/10 vs. Kinston... Wound up hitting .281 in the second half before his season was cut short due to an injury on 8/5

2007 SEASON... Earned a promotion to Low-A Hickory and remained there for the entire season... Turned in his best pro season to date with the Crawdads... Hit in seven straight contests from 4/22-30... Went a perfect 4-for-4 with 2 RBI on 6/8 at Asheville... The four hits set a new career high... Connected for a hit in eight straight games from 6/11-21 (.468, 15-for-32)... Put together a season-best 14-game hit streak from 6/26-7/12 that raised his average from .271 to .305 (.426, 29-for-68)... Killed it through June and July with a .351 average, 12 doubles, four triples, seven home runs, 31 RBI and 13 walks... Turned in his third four-hit game of the season on 7/31 at Charleston (went a perfect 4-for-4)... Ended the year with hits in eight of his last 10 games

2006 SEASON... Began his pro career with the Williamsport Crosscutters (NYPL) and was 2-for-3 in his first game on 6/22... Had 17 multi-hit games with the Crosscutters... Hit much better on the road (.296) than at home (.226)... Struggled against LHP (.146)... Hit .371 after the All-Star break after hitting just .209 in the first half... His eight triples led the NYPL

PRESLEY CAREER HIGHS


Hits: 4 (3x), last 7/31/07 (HIC @ CSC)
Runs: 3 (4x), last 5/28/08 (LYN @ POT)
Home Runs: 1 (22x), last 8/20/09 (LYN @ SAL)
RBI: 5, 7/31/08 (LYN @ MYR)
SB: 2 (2x), last 7/29/09 (LYN @ WIL)

ALEX PRESLEY CAREER STATISTICS

YR	CLUB	AVG	G	AB	R	H	2B	3B	HR	RBI	BB	SO	SB	CS	E
2006	Williamsport (A)	.260	61	223	26	58	7	8	3	23	17	55	3	3	1
2007	Hickory (A)	.293	121	495	79	145	22	8	11	63	45	108	18	10	6
2008	Lynchburg (A)	.258	82	287	39	74	15	1	6	35	29	50	13	6	3
2009	Lynchburg (A)	.257	115	417	51	107	17	11	4	37	30	87	9	5	8
MINOR LEAGUE TOTALS		.270	379	1422	195	384	61	28	24	158	121	300	43	24	18

"CURVE" - WHAT'S IN A NAME?

The name "Curve" was officially chosen as the team nickname on July 2, 1998. The name was selected by fans in a name the team contest. Other finalists included "Fish," "Ridge Runners" and "Lake Monsters." Curve was selected for two reasons: one for the baseball connotation, but also as a tribute to the historic Horseshoe Curve, located just outside the city of Altoona. The landmark Horseshoe Curve was built in the 1850s as a means to make it easier for incoming trains to navigate through the Allegheny Mountains. The first train went around "the Curve" in 1854.

**AARON PRIBANIC****RHP**

HEIGHT: 6-4 **WEIGHT:** 213
AGE: 23 **BORN:** SEPT. 1, 1986
BIRTHPLACE: FAIRFAX, VA.
RESIDES: PLANO, TEXAS
ACQUIRED: OBTAINED IN A TRADE WITH SEATTLE ON 7/29/09

BATS/THROWS: R/R
SCHOOL: NEBRASKA

ORGANIZATION

2010 CURVE

HISTORY & RECORDS

EASTERN LEAGUE

PITTSBURGH PIRATES

GENERAL INFO

CAREER TRANSACTIONS... Selected in the third round of the 2008 amateur draft by the Seattle Mariners out of Nebraska... Obtained by Pittsburgh from the Seattle Mariners on 7/29/09 as part of a seven-player deal that sent SS Jack Wilson and P Ian Snell to Seattle in exchange for 1B Jeff Clement, IF Ronny Cedeno, RHP Nathan Adcock and RHP Brett Lorin

CURVE CUTS... First name is actually Benjamin (middle name is Aaron)... Grandfather Jim Coates pitched nine seasons in the major leagues (1959-67) for four different teams (Yankees, Senators, Reds and Angels)... Coates was named an All-Star in 1960 with the Yankees (13-3, 4.28 ERA) and was a part of their 1961 and 1962 World Series championship teams... Pribanic's third-round draft picking was the highest for a Cornhusker since Joba Chamberlain (NYY) was taken in the first round in 2006. He is also the fourth pitcher out of Nebraska since '03 to be taken in the first three rounds of the draft (Chamberlain, 2006; Brian Duensing, 3rd — 2005; Aaron Marsden, 3rd — 2003)



The 2010 season will be the first full season for Pribanic with the Pirates after coming over in a deal with Seattle in 2009

2009 SEASON... Earned a promotion to Low-A Clinton (MID)... Started all 17 games for the LumberKings in 2009 in which he appeared before being traded to the Pirates organization... Held opposing hitters to a .231 clip with Clinton... Pitched well away from home (2-2, 2.72 ERA in seven starts)... Came out firing in his first month with Clinton (2-1, 2.31 ERA, 4 GS, 8 BB, 21 K)... Was 6-3 with a 2.36 ERA in his 11 starts prior to the All-Star break but just 1-3 with a 5.19 ERA in six starts afterwards... Tossed at least six frames in six of his 17 starts (all of which were quality starts)... Traded to the Pirates organization on 7/29/09 and reported to Low-A West Virginia (SAL)... Change of scenery proved well for Pribanic as he excelled in West Virginia (4-2, 2.15 ERA, 7 G, 6 GS)... Had a 1.69 ERA in three games at home (two starts)... Half of his six starts with the Power were quality starts... Right handed batters hit just .190 off him in the SAL

2008 SEASON... Begun professional career in the Arizona League and was hit for five runs on three hits in his first professional outing (8/17/08)... Pitched 4.2 innings in the AZL in '08 after throwing 74.1 frames during his collegiate season with the Huskers

PRIBANIC CAREER HIGHS


IP Starter: 6.2, 5/9/09 (CLI @ WM)
 IP Reliever: 4.0, 8/4/09 (WVA vs. KAN)
 Most Hits: 12, 9/2/09 (WVA @ KAN)
 Strikeouts: 6 (2x), last 5/9/09 (CLI @ WM)
 Walks: 4, 5/4/09 (CLI vs. QC)

AARON PRIBANIC CAREER STATISTICS

YR	CLUB	W-L	ERA	G	GS	CG	SHO	SV	IP	H	R	ER	HR	BB	SO
2008	AZL Mariners (R)	1-2	15.43	3	1	0	0	0	4.2	8	8	8	0	5	5
2009	Clinton (A)	7-6	3.21	17	17	0	0	0	87.0	76	41	31	1	26	54
	West Virginia (A)	4-2	2.15	7	6	0	0	0	37.2	32	9	9	5	5	18
MINOR LEAGUE TOTALS		12-10	3.34	27	24	0	0	0	129.1	116	58	48	6	36	77

HOMER HAPPY CURVE

Led by Josh Bonifay's 25 home runs, the '05 Altoona Curve established a single-season franchise record by clubbing a total of 141 big flies in 142 regular-season games. The 25 home runs hit by Bonifay are the second-most in club history, trailing only Adam Hyzdu's 31 hit during the 2000 season. Team MVP Jose Bautista was second on the '05 club with 23 homers while three other players -- Craig Stansberry (18), Tom Evans (15) and Brad Eldred (13) -- also reached double-figure home run totals



MOISES ROBLES


RHP

HEIGHT: 6-2 **WEIGHT:** 197
AGE: 25 **BORN:** APRIL 14, 1984
BIRTHPLACE: SANTO DOMINGO, D.R.
RESIDES: SANTO DOMINGO, D.R.
ACQUIRED: OBTAINED IN THE RULE V DRAFT ON 1/27/06

BATS/THROWS: R/R
SCHOOL: -

CAREER TRANSACTIONS...Signed as a non-drafted free agent by NY Mets on August 28, 2003...Selected by the Pirates from Mets in Rule V minor league draft (Triple-A phase) on Dec. 7, 2006

CURVE CUTS...Seventh Professional Season...Posted two seasons with an ERA under 1.00 for the Mets Dominican Summer League team...Has yet to commit an error in his American professional career.



Robles made his AA debut in 2008 with the Curve.

2009 SEASON...Began the season in extended spring training recovering from injury..Reported to Lynchburg on 5/1 and appeared in six games for the Hillcats before being promoted to Altoona...Made three appearances with the Curve from 5/29-6/7 giving up at least one run in each of those three appearances before being sent back to Lynchburg...Was 0-for-2 in save opportunities with the Hillcats...Sent back up to Altoona for the remainder of the season...Appeared in three games and was unscored upon in his final two Curve appearances...In his six appearances with Altoona, he retired the first batter only twice (33%)

2008 SEASON...Played for Hickory, Lynchburg and Altoona during the season...Went 6-6 in save opportunities while at Hickory (A) of the South Atlantic League...Issued just one (1) walk in 27.0 innings of work with Hickory...Held right-handed hitters to a .193 average while with the Crawdads...Promoted to Lynchburg on 5/29...Converted six of seven save opportunities with the Hillcats...Gave up just one earned run over his final 12.1 innings pitched with Lynchburg (0.73 ERA)...Promoted to Altoona on 7/28...Did not allow a run in four consecutive outings (4.2 IP) from 8/9-15 with the Curve...Allowed nine runs in 5.2 innings of work (14.29 ERA) over his final five outings of the season

2007 SEASON...Split the season with the GCL Pirates (A-Rookie) and the State College Spikes (A — Short Season)...Did not allow a run and yielded just six hits in 15.0 innings pitched from 8/3-20...Allowed 12 runs on 14 hits over 5.0 innings (21.60 ERA) in his last two starts...Led the NY-Penn League in losses (9)...

Fourth in the league in walks per nine innings pitched (1.25)

2004-06 SEASONS...Pitched for the Mets Dominican Summer League team

ROBLES CAREER HIGHS

IP Starter: 6.1 (2x) last 7/28/07 (STC vs. AUB)
 IP Relief: 3.0, 7/13/08 (LYN @ WIL)
 Most Hits: 10, 7/12/07 (STC vs. ONE)
 Strikeouts: 6 (2x) last 8/3/07 (STC @ AUB)
 BB: 4, 8/3/07 (STC @ AUB)

MOISES ROBLES CAREER STATISTICS

YR	CLUB	W-L	ERA	G	GS	CG	SHO	SV	IP	H	R	ER	HR	BB	SO
2004	DSL Mets (R)	1-1	0.74	15	1	0	0	8	24.1	17	8	2	1	5	19
2005	DSL Mets (R)	4-3	5.45	19	4	0	0	3	39.2	53	29	24	3	15	32
2006	DSL Mets (R)	1-2	0.60	19	1	0	0	6	30.0	23	8	2	0	6	28
2007	State College (A)	4-9	4.59	13	13	0	0	0	64.2	74	34	33	2	9	34
2008	Hickory (A)	1-1	2.00	19	0	0	0	6	27.0	23	7	6	2	1	19
	Lynchburg (A)	1-1	3.80	18	0	0	0	6	21.1	31	15	9	3	3	8
	Altoona (AA)	1-1	6.27	13	0	0	0	0	18.2	28	16	13	2	5	10
2009	Lynchburg (A)	0-2	4.43	28	0	0	0	0	42.2	48	22	21	4	7	26
	Altoona (AA)	1-0	6.48	6	0	0	0	0	8.1	12	6	6	3	2	7
MINOR LEAGUE TOTALS		14-20	3.77	150	19	0	0	23	276.2	309	145	116	20	53	183

**R.J. RODRIGUEZ**

HEIGHT: 6-0 **WEIGHT:** 185
AGE: 25 **BORN:** JULY 5, 1984
BIRTHPLACE: MIAMI, FLA.
RESIDES: HIALEAH, FLA.
ACQUIRED: SIGNED AS A MINOR LEAGUE FREE AGENT ON 3/31/09

BATS/THROWS: R/R
SCHOOL: BETHUNE-COOKMAN

RHP

ORGANIZATION

2010 CURVE

HISTORY & RECORDS

EASTERN LEAGUE

PITTSBURGH PIRATES

GENERAL INFO

CAREER TRANSACTIONS...Signed as a non-drafted free agent by the San Diego Padres on 6/22/06...Signed as a minor league free agent on 3/31/09 by Pittsburgh



Rodriguez has never made an appearance as a starter in his MiLB career

CURVE CUTS...Went to Bethune-Cookman University (Fla.)...R.J. stands for Richard Jose...Was a Midwest League midseason All-Star with Fort Wayne in 2007...Named a Carolina League midseason and postseason All-Star in 2009...Participated in Carolina-California League All-Star Game back in Lake Elsinore, Calif....Played in the 2009 Baseball World Cup (Team Puerto Rico)...All 194 career outings in the minors have been out of the bullpen

2009 SEASON...Assigned to High-A Lynchburg (CAR) to begin the season...Finished the season 27-of-28 in save opportunities (two shy of the single-season Hillcats record set by D.J. Carrasco in '02)...Finished first in the league in saves (27), games finished (44) and second in appearances (48)...Surrendered less than a hit per inning (37 hits in 49.2 IP)...Carolina League hitters batted just .214 off him in '09 (lefties hit a meager .182)...Had three separate streaks of eight or more games without allowing a run: April 15-May 2 (eight games), May 23-June 18 (nine games) and July 4-July 25 (eight games)...Did not allow an earned run in the month of June (1-0, 0.00 ERA, 9 G, 9.2 IP, 5 S)...Allowed over two runs just once in his 48 games (three runs to Myrtle Beach on 8/14)

2008 SEASON...Spent all of the season with the High-A Storm (CAL)...Made 58 appearances out of the bullpen to lead the California League and finished 34 games (third in CAL)...Had his best months of the year in May (1-0, 2.25 ERA, 11 G, 5/6 SV/SVO) and August (0-0, 1.06 ERA, 11 G)...Pitched three innings for the first time in his career on 8/29 vs. Inland Empire

2007 SEASON...Received a promotion and started the season at Low-A Fort Wayne (MID)...Led all Padres farmhands with 18 saves...More effective on the road with Wizards (2.93 ERA) than at home (4.63 ERA)...Held hitters to a .186 average with runners in scoring position and a .154 clip with runners on and two away...Elected to the Midwest League midseason All-Star team...His 18 saves ranked him fifth in the MWL (18-of-20 in save opportunities)...Did not have a multi-walk appearance during his time in Fort Wayne (46 app.)...Promoted to High-A Lake Elsinore (CAL) on 8/7/07...Made 12 outings out of the 'pen for the Storm and walked just one in 14 innings pitched (10 K)

2006 SEASON...Made his professional debut in relief for the AZL Padres on 6/25/06...Pitched 4.2 innings and did not allow an earned run (two runs total)...Earned first professional save on 7/2/06 over AZL Angels...Promoted to the Eugene Emeralds of the Northwest League on 7/4/06...Made 26 appearances for the Emeralds and converted on 14-of-16 save opportunities...Better than a 5:1 strikeout-to-walk ratio (27 K, 5 BB) in 30.1 IP...Did not allow an earned run in July and converted on six of seven save opportunities...Batters hit just .207 off Rodriguez during his time in Eugene...Ranked first in the NWL in games finished (24) and second in saves (14) and relief points (40)...His 15 combined saves were fourth in the Padres organization

RODRIGUEZ CAREER HIGHS

IP Starter: Has never started a game
 IP Reliever: 3.0, 8/29/08 (LE vs. INL)
 Most Hits: 11, 6/15/09 (LYN @ MB)
 Strikeouts: 7(2x), last 5/22/09 (LYN @ POT)
 Walks: 4, 7/24/07 (HIC vs. HAG)

R.J. RODRIGUEZ CAREER STATISTICS

YR	CLUB	W-L	ERA	G	GS	CG	SHO	SV	IP	H	R	ER	HR	BB	SO
2006	AZL Padres (R)	0-0	0.00	4	0	0	0	1	4.2	1	2	0	0	5	7
2006	Eugene (R)	2-3	1.78	26	0	0	0	14	30.1	23	9	6	1	5	27
2007	Fort Wayne (A)	3-2	4.11	46	0	0	0	18	50.1	62	26	23	4	14	45
	Lake Elsinore (A)	0-0	4.50	12	0	0	0	0	14.0	18	7	7	0	1	10
2008	Lake Elsinore (A)	6-3	4.92	58	0	0	0	12	75.0	88	44	41	5	23	53
2009	Lynchburg (A)	6-3	3.08	48	0	0	0	27	49.2	37	19	17	2	27	41
MINOR LEAGUE TOTALS		17-11	3.78	194	0	0	0	72	224.0	229	107	94	12	75	183



TONY SANCHEZ

C

HEIGHT: 6-0 **WEIGHT:** 213
AGE: 21 **BORN:** MAY 20, 1988
BIRTHPLACE: MIAMI, FLA.
RESIDES: MIAMI, FLA.
ACQUIRED: FIRST ROUND SELECTION IN THE 2009 AMATEUR DRAFT

BATS/THROWS: R/R
SCHOOL: BOSTON COLLEGE

CAREER TRANSACTIONS...Selected in the first round (fourth overall) of the 2009 amateur draft out of Boston College

CURVE CUTS...Enters the season ranked as the Pirates third best prospect according to Baseball America...First name is actually Jorge (Anthony is his middle name)...Graduated from Killian (Fla.) HS with a 4.0 GPA...Was a non-roster invitee to Spring Training this season...Led Boston College in batting average (.346), on-base percentage (.443), home runs (T-14) and runs scored (63) in his final season (as a junior)...The 63 runs scored set a new single-season Eagles record...Cutdown the most basestealers in the ACC (19) in '09...Was the first player in BC history to garner first-team All-ACC team honors...Highest drafted player out of BC in school history...Helped lead BC to its first NCAA Tournament birth in 42 years in '09...Voted by Baseball America, Baseball Prospectus, and ESPN as the top catcher available in the '09 draft...One of three finalists for the 2009 Johnny Bench Award (given to the nation's top catcher)...Picked up the South Atlantic League Batter of the Week award for 8/10-16 after going 10-for-16 (.625) with 4 2B, 2 HR and 10 RBI

2009 SEASON...Started his pro career with Short-Season State College (NYPL) and went 1-for-2 with an RBI in his debut on 6/20...Batted .308 (4-for-13) in just four games for the Spikes before being promoted to Low-A West Virginia...Joined the Power on 6/30...Hit in eight of his first nine games with WVA...Registered a career-high 5 RBI in win over Delmarva on 7/10...Also hit first professional HR in game on 7/10...Drove in at least one run in eight straight games from 8/9-8/20 (16 total)...Had 10 multi-RBI games in his 41 games with the Power...Tore up pitching with runners in scoring position (.434 BA, 53 AB, 6 2B, 4 HR, 38 RBI, 8 BB)...Threw out 14-of-47 basestealers (29.8%)...Earned his second promotion of the year, this time moving to High-A Lynchburg (CAR) on 9/5...Played three regular season games with the Hillcats (the first on 9/5)...Hit .152 with a double, home run and three RBI in eight playoff games for Lynchburg

SANCHEZ CAREER HIGHS


Hits: 3 (4x), last 8/13/09 (WVA @ LEX)
Runs: 4, 8/10/09 (WVA @ HIC)
Home Runs: 1 (7x), last 9/1/09 (WVA @ KAN)
RBI: 5, 7/10/09 (WVA vs. DEL)
SB: 1, 8/9/09 (WVA @ HIC)

TONY SANCHEZ CAREER STATISTICS

YR	CLUB	AVG	G	AB	R	H	2B	3B	HR	RBI	BB	SO	SB	CS	E
2009	State College (A)	.308	4	13	2	4	1	0	0	1	1	2	0	0	1
	West Virginia (A)	.316	41	155	29	49	15	1	7	46	21	34	1	0	9
	Lynchburg (A)	.200	3	10	2	2	2	0	0	1	1	4	0	0	1
MINOR LEAGUE TOTALS		.309	48	178	33	55	18	1	7	48	23	40	1	0	11

GRAND SLAMS IN ALTOONA CURVE HISTORY (33)

Kevin Haverbusch	4/13/99 @HAR	Ray Sadler	5/14/04 vs. AKR
Steve Bieser	6/3/99 @BNG	Josh Bonifay	6/5/04 @ AKR
Alex Hernandez	6/15/99 vs. BNG	Ray Sadler	6/12/04 @RDG
Adam Hyzdu	6/25/99 @NBR	Brad Eldred	8/15/04 @RDG
Craig Wilson	7/4/99 @ERI	Brad Eldred	8/23/04 @ERI
Kory DeHaan	7/15/99 @RDG	Carlos Maldonado	4/27/05 @ERI
Rob Mackowiak	5/21/00 vs. NBR	Brad Eldred	4/29/05 vs. TRN
Rob Mackowiak	6/15/00 @BO	Rich Thompson	8/22/05 @BOW
Rob Mackowiak	6/21/00 @ERI	Brett Roneberg	5/12/06 vs. BNG
Adam Hyzdu	7/15/00 @NOR	Vic Buttler	5/17/06 vs. RDG
Tracy Sanders	8/28/00 @RDG	Ray Sadler	6/6/06 @POR
Lee Evans	6/10/01 vs. RDG	Brett Roneberg	7/29/06 @CON
Tony Alvarez	6/10/01 vs. RDG	Steven Pearce	6/13/07 vs. NBR
Tony Derosso	5/6/02 @RDG	Neil Walker	6/28/07 vs. TRN
Tony Derosso	7/14/02 @AKR	Anthony Webster	7/11/08 @ERI
Shawn Garrett	8/9/02 vs. HAR	Shelby Ford	8/8/09 @NHM
Chan Perry	7/18/03 @ERI		



HUNTER STRICKLAND

RHP

HEIGHT: 6-5 **WEIGHT:** 218
AGE: 21 **BORN:** SEPT. 24, 1988
BIRTHPLACE: THOMASTON, GA.
RESIDES: GRIFFIN, GA.
ACQUIRED: OBTAINED IN A TRADE WITH BOSTON ON 7/22/09

BATS/THROWS: R/R
SCHOOL: PIKE COUNTY (GA.) HS

CAREER TRANSACTIONS... Selected in the 18th round of the 2007 draft by the Boston Red Sox out of Pike County (Ga.) HS... Traded to Pittsburgh along with SS Argenis Diaz in exchange for 1B Adam LaRoche on 7/22/09

CURVE CUTS... Enters the season as the 19th best prospect in the Pirates organization according to Baseball America... Combined with fellow Pirates farmhand Diego Moreno for a no hitter in his first start with the West Virginia Power on 7/27 after being traded from the Red Sox Organization (Was the first no-hitter in the history of the Appalachian Power Park)



Hunter Strickland and Diego Moreno combined for a no-hitter for the Power in Strickland's first start after being traded from Boston to Pittsburgh in '09

2009 SEASON... Started the campaign with Low-A Greenville (SAL)... Compiled a 2-2 record with a 2.89 ERA in nine games (seven starts) at home... Lasted at least five innings in 10 of his 12 starts... Put together two solid months in the middle of the season (1-3, 2.33 ERA in May and 3-0, 2.70 ERA in June)... Turned in a quality start on 5/18 in the second game of a doubleheader with Rome but suffered the loss (6.0 IP, 5 H, 2 R, 2 ER, 2 K)... Traded to Pittsburgh organization from Boston on 7/22 and reported to West Virginia (SAL)... Combined with Diego Moreno for a no hitter on 7/27 versus Charleston (6.0 IP, 1 HB, 5 K)... Half (four) of his eight starts with West Virginia were quality outings... Continued his trend of success at home with the Power (2-1, 2.33 ERA in five starts)... His 14 home runs surrendered between West Virginia and Greenville were third most in the South Atlantic League

2008 SEASON... Promoted to Short Season Lowell (NYPL) and spent the entire season there... His 3.18 ERA ranked fifth in the Red Sox organization... Was a workhorse as he led the team in innings pitched (70.2) and tied for the team lead in wins (five)... Pitched better at home (4-1, 2.21 ERA in 11 G/7 GS) than away (1-2, 6.11 ERA in 4 G/3 GS)... Fared much better as a starter (4-2, 2.13 ERA) than a reliever (1-1, 5.85 ERA)... Earned

his first professional win on 7/1/08 vs. ONE as he threw five shutout innings... Had his only quality start of the season versus Staten Island at home on 7/30/08... Set a career high with seven strikeouts versus Aberdeen on 8/15... Tied his career high with seven more punchouts on 8/30 vs. Oneonta... Pitched five or more innings in all of his last seven starts (3-1)... Allowed 10 runs (five earned) over his last 30.2 IP in his last six starts and struck out 33 while walking just five... Surrendered just one earned run in his last four starts (20.2 IP)


2007 SEASON... Made his professional debut with the GCL Red Sox on 7/5/07 versus the GCL Orioles (took the loss)... Fanned 22 in 25.1 IP with the GCL team while walking four

STRICKLAND CAREER HIGHS

IP Starter: 6 (6x), last 9/5/09 (WVA vs. GBO)
 IP Reliever: 5.0 (2x), last 7/22/08 (LOW vs. STC)
 Most Hits: 12, 7/24/07 (RSX vs. RDS)
 Strikeouts: 7 (2x), last 8/30/08 (LOW vs. ONE)
 Walks: 3 (3x), last 8/31/09 (WVA vs. HIC)

HUNTER STRICKLAND CAREER STATISTICS

YR	CLUB	W-L	ERA	G	GS	CG	SHO	SV	IP	H	R	ER	HR	BB	SO
2007	GCL Red Sox (R)	0-2	6.04	9	6	0	0	0	25.1	40	21	17	3	4	22
2008	Lowell (A)	5-3	3.18	15	10	0	0	0	70.2	67	32	25	5	17	59
2009	Greenville (A)	5-4	3.35	18	12	0	0	1	83.1	85	39	31	11	13	51
	West Virginia (A)	4-2	3.77	8	8	0	0	0	43.0	42	23	18	3	6	23
MINOR LEAGUE TOTALS		14-11	3.68	50	36	0	0	1	222.1	234	115	91	22	40	155



RONALD UVIEDO

RHP

HEIGHT: 6-1 **WEIGHT:** 160
AGE: 23 **BORN:** OCT. 7, 1986
BIRTHPLACE: GUARICO, VENEZUELA
RESIDES: GUARICO, VENEZUELA
ACQUIRED: SIGNED AS A MINOR LEAGUE FREE AGENT ON 5/5/06

BATS/THROWS: R/R
SCHOOL: -

CAREER TRANSACTIONS...Signed as a non-drafted free agent with Seattle on 7/2/03...Released by Seattle on 4/13/06...Signed by Pittsburgh on 5/5/06

CURVE CUTS...Seventh professional season...Was used as a starter in 2009 for the first time in the Pirates organization and the first time since 2005...Added to the Pirates 40-man roster on 11/20/08

2009 SEASON...Entered the season as the ranked as the Pirates' 24th best prospect according to Baseball America...Also boasted the "best changeup" according to the same publication...Spent the entire 2009 season with the Lynchburg Hillcats and was used primarily as a starter for the first time in his career since 2005...Injured and was sent to rehab with the GCL Pirates, making three starts before being sent back up to Lynchburg where he only appeared as a starter in five of his final 10 appearances in 2009...Pitched in the Venezuelan Winter League and worked exclusively out of the bullpen. Went 3-0 with a 2.63 ERA in 23 appearances...Pitched in the Carolina League Playoffs for the 'Cats and was 1-1 with a 4.50 ERA in five relief outings (4.0 IP).



Uviedo started more games last year with Lynchburg (18) than he had the rest of his career (12) after being placed on the 40-man roster during the 2008 offseason

2008 SEASON...Picked up a win and two saves in three straight outings from 4/18-26 for Low-A Hickory...Pitched at least 2.0 innings in 29 of his 33 appearances out of the bullpen with Hickory...Went 1-0 with three saves and a 1.83 ERA during the month of April...Did not allow a run in four consecutive outings (8.0 innings) from 5/27-6/7...Did not inherit a single base runner in his 33 appearances out of the bullpen with Hickory...Pitched his last game with Hickory on 8/2 vs. Rome (2.0IP, OR, OH, OW, 4K)...Promoted to High-A Lynchburg on 8/4...Did not allow a run in his first three outings with the Hillcats...Pitched 5.0 perfect innings of relief with three strikeouts over his last two appearances of the season with Lynchburg

2007 SEASON...Began the year in extended spring training before being sent to High-A Lynchburg on 5/24...Sent to Short-A State College on 6/19...Went eight consecutive outings without allowing a run from 6/27-7/18, recording six saves while with the Spikes...Picked up two wins and three saves in five outings from 8/6-23...Called up to Low-A Hickory on 8/27

2006 SEASON...Pitched with the Pirates Venezuelan Summer League team where he was named to the All-Star team


2004-05 SEASONS...Pitched for Aguirre in the Venezuelan Summer League for the Seattle organization

UVIEDO CAREER HIGHS

IP Starter: 6.0 (3x) last 6/18/09 (LYN @ MYR)
IP Relief: 4.0, 5/29/07 (LYN vs. FRD)
Most Hits: 6, 6/11/08 (HIC @ KAN)
Strikeouts: 4 (6x) last 8/20/08 (LYN @ FRD)
BB: 2 (6x) last 8/20/08 (LYN @ FRD)

RONALD UVIEDO CAREER STATISTICS

YR	CLUB	W-L	ERA	G	GS	CG	SHO	SV	IP	H	R	ER	HR	BB	SO
2004	VSL Mariners (R)	2-1	5.81	11	2	0	0	0	31.0	44	23	20	2	13	20
2005	VSL Mariners (R)	4-3	2.76	12	10	1	0	0	62.0	42	22	19	2	17	52
2006	VSL Pirates (R)	2-0	2.02	25	0	0	0	11	35.2	31	13	8	1	10	44
2007	Lynchburg (A)	0-0	4.09	4	0	0	0	0	11.0	9	5	5	2	3	7
	State College (A)	2-0	3.92	21	0	0	0	12	20.2	16	9	9	4	3	26
	Hickory (A)	0-0	9.00	3	0	0	0	0	3.0	3	3	3	1	2	7
2008	Hickory (A)	3-1	3.01	33	0	0	0	5	71.2	70	31	24	8	15	76
	Lynchburg (A)	0-0	2.25	7	0	0	0	0	16.0	5	4	4	1	5	12
2009	Lynchburg (A)	5-5	3.36	23	18	0	0	3	101.2	98	42	38	12	28	79
MINOR LEAGUE TOTALS		18-11	3.32	142	33	1	0	31	361.0	326	156	133	33	98	333



TONY WATSON

HEIGHT: 6-4 **WEIGHT:** 221
AGE: 24 **BORN:** MAY 30, 1985
BIRTHPLACE: SIOUX CITY, IOWA
RESIDES: GRIMES, IOWA
ACQUIRED: NINTH ROUND SELECTION IN THE 2007 AMATEUR DRAFT

BATS/THROWS: L/L
SCHOOL: NEBRASKA

LHP


CAREER TRANSACTIONS... Selected by Florida Marlins in 23rd Round of 2003 draft, but did not sign... Selected by Baltimore Orioles in 17th Round of 2006 draft, but did not sign... Selected by Pittsburgh Pirates in 9th Round of 2007 draft

CURVE CUTS... Fourth Professional Season... Won the Bob Feller Award as the Iowa High School Pitcher of the Year in 2003... Threw three no-hitters and compiled an Iowa state record 0.10 ERA in 2003 while in high school... Was named to the Cape Cod League All-Star team in 2006.

2009 SEASON... Began his first season in Double-A with the Curve and made his debut on 4/8 @ Erie as Altoona's Opening Day starter (3.2 IP, 5 H, 6 R, 6 ER, 3 BB, 2 K) allowing the most runs in an Opening Day start by a Curve hurler in franchise history... In his next start lasted just 0.2 innings at Akron on 4/15... Started three more games before being placed on the State College (A) roster on 4/23 where he was then transferred to the Curve Disabled List on 5/5 (retroactive 5/2) with left elbow tendinitis missing remainder of the season.

2008 SEASON... Won three straight starts from April 25-May 5 with the Lynchburg Hillcats (Advanced-A), where he spent the entire season... Registered an ERA of 3.56 or lower in every month except May... Limited left-handed hitters to a .214 average... Had an impressive 1.86 ERA in five day game starts with Lynchburg... Posted a 3-4 record with a 2.90 ERA in 12 starts after the All-Star break... Tossed seven no-hit innings while walking two and striking out eight in a win @ Potomac on 7/19... Registered a no-decision vs. Myrtle Beach on 8/9 despite throwing six shutout innings... Notched victories in his last two starts of the season, allowing a combined two runs (one earned) on just three hits over 14.0 innings of work

2007 SEASON... Split the season between the State College Spikes (Short Season — A) and Hickory Crawdads (A)... Made his professional debut @ Williamsport on 6/21, getting a no-decision despite allowing no runs on no hits with nine strikeouts over 5.0 innings of work... Won six straight starts from June 26-July 25, posting a 1.46 ERA (7ER in 33.2IP) during the stretch... Picked up his lone loss with State College on 7/30 @ Mahoning Valley (5.0 IP, 2 ER, 6 H, 0 BB, 4 K)... Named to the New York-Penn All-Star team which would be his last appearance in a Spikes uniform... Was promoted to Low-A Hickory on and made his final three starts of the '07 season in the South Atlantic League... Picked up his lone win with Hickory on 8/28 vs. Asheville, tossing 6.0 shutout innings




Watson made 28 starts with Lynchburg in '08 but only threw five times in '09 with Altoona because of elbow tendinitis

WATSON CAREER HIGHS

IP Starter: 7.0 (4x) last 8/29/08 (LYN vs. SAL)
 IP Relief: Has never pitched in relief
 Most Hits: 10, 8/4/07 (STC @ AUB)
 Strikeouts: 9, 6/21/07 (STC @ WPT)
 Walks: 4 4/8/09 (ALT @ ERI)

TONY WATSON CAREER STATISTICS

YR	CLUB	W-L	ERA	G	GS	CG	SHO	SV	IP	H	R	ER	HR	BB	SO
2007	State College (A)	6-1	2.52	10	10	0	0	0	53.2	47	17	5	4	7	40
	Hickory (A)	1-1	3.86	3	3	0	0	0	14.0	14	6	6	2	1	18
2008	Lynchburg (A)	8-12	3.56	28	28	0	0	0	151.2	149	70	60	16	36	104
2009	Altoona (AA)	0-3	8.22	5	5	0	0	0	15.1	22	18	14	2	11	14
MINOR LEAGUE TOTALS		15-17	3.64	46	46	0	0	0	234.2	232	111	95	24	55	176



KRIS WATTS

HEIGHT: 6-1 **WEIGHT:** 211
AGE: 25 **BORN:** JULY 15, 1984
BIRTHPLACE: FREMONT, CALIF.
RESIDES: FREMONT, CALIF.
ACQUIRED: 16TH ROUND SELECTION IN THE 2006 AMATEUR DRAFT

BATS/THROWS: L/R
SCHOOL: SANTA CLARA

C

CAREER TRANSACTIONS... Selected in the 16th round of the 2006 amateur draft out of Santa Clara

CURVE CUTS... Fifth professional season...A first-team All-WCC selection in 2006 as a senior (.332, 18 2B, 9 HR, 54 RBI)... Two-time All-WCC selection... 2009 Carolina League Midseason All-Star



Was good on both sides of the diamond in '09 as his .291 average was sixth best in the circuit while he was also the best defensive catcher in the league (.997)

homers part of a blistering hot July where he hit .387 with four home runs, eight doubles and 18 RBI... Perfect game at the plate on 8/4 (3-for-3, HR, 2 RBI)... Went through a cold streak from 8/7-8/16 (0-for-20)... Walked more than he struck out (30 BB to 25 K) over the entire season... More successful in 30 road games (.316 BA, 3 HR, 16 RBI) than in 33 home games (.259, 1 HR, 18 RBI)... Was good in the clutch with a .365 average with RISP and a .343 average with RISP/2 outs

2007 SEASON... Promoted to Low-A Hickory where he would spend the entire campaign and have an up and down season... Collected hits in eight of his first nine games... Hit first professional home run on 4/6 at Hagerstown... Upped his batting average from .238 on 4/22 to .286 on 5/8 (12-for-35 streak with five doubles)... Tailed off in May (hitting .236)... Rebounded in June by batting .286 in 16 games... Trained off again in July (.193 average in 19 games)... Batted .308 with three home runs and 12 RBI over his final 18 games including a career-high, six-RBI performance on 8/31 in Asheville

2006 SEASON... Made his professional debut on 6/23 with Williamsport (NYPL)... Connected on first pro hit on 6/24 at Mahoning Valley... Hit in six straight games from 7/2-7/14

2009 SEASON... Once again began the season at High-A Lynchburg... Led the Carolina League in on-base percentage (.405) and was fourth in batting with his .291 average... Batting average was sixth best in the Pirates farm system... Was the best defensive catcher in the league (.997)... Hit in 17-of-19 games to start the year (.433 with 14 RBI)... Part of a super hot April where he crushed Carolina League pitching for a .444 clip (17 games)... Cooled down in May with .233 average for the month but still was hitting .323 on 6/1... Was a perfect 4-for-4 and a double shy of the cycle (1 3B, 1 HR, 3 RBI, 3 R) on 6/13 @ KIN... Went on a nine-game hitting streak (his longest of the season) from 7/4-7/14... Batted .467 with 6 2B and 5 RBI in the nine-game swing... Spent a week on the disabled list from 7/17-24... Returned to the lineup on 7/25 and went 1-for-4... Tied a CH with four hits on 8/19 @ SAL (4-for-5)... Was 2-for-20 with a double in seven playoff games for the Hillcats


2008 SEASON... Began season in High-A Lynchburg (CAR) and played in three games before being called up to Double-A Altoona on 4/16... Appeared in 17 games for the Curve and hit .160 with three RBI... Did throw out 7-of-18 (38.8%) of basestealers with Altoona... Notched first career stolen base on 4/16 @ TRE... Returned to High-A Lynchburg on 5/28 and spent the remainder of the season there... Hit in seven straight games upon his return to the Hillcats (.400 BA, 10-for-25)... Batted .277 in his first full month back (June) with the 'Cats... Smacked a pair of homers against Frederick on 7/16... Two

WATTS CAREER HIGHS

Hits: 4 (2x), last 8/19/09 (LYN @ SAL)
 Runs: 3 (7x), last 7/26/09 (LYN @ FRE)
 Home Runs: 2, 7/16/08 (LYN @ FRE)
 RBI: 6, 8/31/07 (HIC @ ASH)
 SB: 1 (3x), last 4/21/09 (LYN vs. FRE)

KRIS WATTS CAREER STATISTICS

YR	CLUB	AVG	G	AB	R	H	2B	3B	HR	RBI	BB	SO	SB	CS	E
2006	Williamsport (A)	.200	39	120	7	24	3	0	0	11	12	26	0	1	2
2007	Hickory (A)	.261	90	307	40	80	25	2	8	41	27	54	0	1	11
2008	Altoona (AA)	.160	17	50	2	8	1	0	0	3	5	7	1	0	1
	Lynchburg (A)	.285	63	207	29	59	16	0	4	34	30	25	0	4	3
2009	Lynchburg (A)	.291	103	340	54	99	21	3	7	49	55	51	2	0	2
MINOR LEAGUE TOTALS		.264	312	1024	132	270	66	5	19	138	129	163	3	6	19



DUKE WELKER

RHP

HEIGHT: 6-7 **WEIGHT:** 229
AGE: 24 **BORN:** FEB. 10, 1986
BIRTHPLACE: KIRKLAND, WASH.
RESIDES: PUYALLUP, WASH.
ACQUIRED: SECOND ROUND SELECTION IN THE 2007 AMATEUR DRAFT

BATS/THROWS: L/R
SCHOOL: ARKANSAS

ORGANIZATION

2010 CURVE

HISTORY & RECORDS

EASTERN LEAGUE

PITTSBURGH PIRATES

GENERAL INFO

CAREER TRANSACTIONS... Selected in the second round of the 2007 amateur draft out of the University of Arkansas

CURVE CUTS... Fourth Professional Season...Name is actually Matthew Scott...Played ball at Seminole State (Okla.) as a freshman but had his season cut short due to arthroscopic shoulder surgery...Posted a 7-5 record with a 3.59 ERA in 18 starts for the Razorbacks in his junior year before being drafted...Welker was one of three Razorback pitchers taken with the first 82 picks in the draft (Nick Schmidt - 1st round (23rd pick) by San Diego and Jess Todd - 2nd round (82nd pick) by St. Louis)...Has not been recorded as the winner of a game since 9/1/08 vs. GRE (Was 0-11 in 31 games/15 starts in 2009)...Is a combined 4-24 over the past two seasons with West Virginia and Hickory

2009 SEASON... Once again started the season in the South Atlantic League but with a new affiliate in West Virginia...Did not win a game in 2009 (0-11)...Made 15 starts for the Power before being moved to the bullpen on 7/2...Was 0-8 as a starter with a 5.59 ERA...Pitched well on 5/24 @ LC (ND, 5.0 IP, 2 R)...Walked seven batters in back-to-back starts on 5/29 @ LWD and 6/3 @ KAN...Earned his first professional save on 7/6 vs. LWD as he struck out three batters over three innings...Ended the year striking out 69 batters but also walking 67...His 67 walks were third most in the league

2008 SEASON... Earned a promotion to Low-A Hickory (SAL) to start the season...Was ranked as the ninth best prospect in the Pirates system according to Baseball America entering the season...Ranked second in the Sally League with 13 losses...Earned first win of the season on 5/22 vs. COL by pitching five shutout innings with two walks and two strikeouts...Went on to lose his next five decisions...Pitched a career-high seven innings on 7/11 @ HAG and fanned a career-high seven batters for his second win of the year...Gave up 36 runs (29 earned) in 26.0 innings in August (10.04 ERA) and was 0-5...Won his last start of the year on 9/1 vs. GRE (5.0 IP, 3 H, 1 R, 1 ER, 2 BB, 5 K)

2007 SEASON... Began his pro career with the Short-Season State College Spikes (NYPL)...Allowed just two runs on seven hits in 5.0 innings in his first pro start on 7/11 vs. ONE but suffered a loss...Picked up first pro win on 7/21 vs. STA (6.0 IP, 3 H, 1 R, 5 K)...Lasted at least five innings in four of his seven starts...Struck out 27 batters in 30.2 IP with the Spikes...Held lefties to a .230 batting average...Both wins came away from home (2-0, 0.75 ERA in three road starts)



Welker was used as a reliever the last half of '09 after being a starter for the first two-and-a-half seasons of his minor league career

WELKER CAREER HIGHS

IP Starter: 7.0, 7/11/08 (HIC @ HAG)
 IP Relief: 3.0 (3x), last 8/11/09 (WVA @ HIC)
 Most Hits: 12, 8/12/08 (HIC vs. GBO)
 Strikeouts: 7, 7/11/08 (HIC @ HAG)
 Walks: 7 (2x), last 6/3/09 (WVA @ KAN)

DUKE WELKER CAREER STATISTICS

YR	CLUB	W-L	ERA	G	GS	CG	SHO	SV	IP	H	R	ER	HR	BB	SO
2007	State College (A)	2-2	2.35	7	7	0	0	0	30.2	29	9	8	2	10	27
2008	Hickory (A)	4-13	5.51	24	24	0	0	0	116.0	142	81	71	7	48	72
2009	West Virginia (A)	0-11	5.79	31	15	0	0	2	101.0	96	80	65	7	67	69
MINOR LEAGUE TOTALS		6-26	5.23	62	46	0	0	2	247.2	267	170	144	16	125	168

PITCHERS GOING DEEP

After a midseason trade sent Tim Alderson to Pittsburgh he was assigned to Altoona and became the first Curve pitcher to homer in a game since 2001. Alderson took Eric Arensen of Harrisburg deep on August 19 at Metro Bank Park for his second home run of the season (his first came as a member of the Connecticut Defenders). Who was the last Curve pitcher to do it prior to Alderson? Randy Galvez of the '01 Altoona Curve.



JUSTIN WILSON

HEIGHT: 6-2 **WEIGHT:** 219
AGE: 22 **BORN:** AUG. 18, 1987
BIRTHPLACE: ANAHEIM, CALIF.
RESIDES: CLOVIS, CALIF.
ACQUIRED: FIFTH ROUND SELECTION IN THE 2008 AMATEUR DRAFT


BATS/THROWS: L/L
SCHOOL: FRESNO STATE

LHP

CAREER TRANSACTIONS... Selected in the 37th round of the 2005 amateur draft by the Los Angeles Dodgers (did not sign)...Selected in the fifth round of the 2008 amateur draft out of Fresno State

CURVE CUTS... Was the winning pitcher (8.0 IP, 1 R, 9 K) in the deciding game of the 2008 College World Series (Fresno State defeated Georgia)...First-Team All-WAC selection as a sophomore for the Bulldogs...Led Fresno State in strikeouts his sophomore year with 105...Fellow Bulldog pitcher Tanner Scheppers was also drafted by Pittsburgh in the 2008 draft (2nd round) but did not sign (drafted by Texas in 2009 and signed)

2009 SEASON... Began his professional career with High-A Lynchburg (CAR) and spent the entire season with the Hillcats...Led the team with 94 strikeouts (116.0 IP)...Tied for fourth in the league in walks (55) and home runs allowed (14)...ERA was ninth best in Pirates farm system...Went at least five frames in 14 of his 26 starts in Lynchburg...Despite his ERA, hitters batted just .219 with runners in scoring position off him (.135 with RISP and two outs)...Took the win in his professional debut on 4/10 vs. Potomac (5.0 IP, 3 H, 3 R, 3 ER, 2 BB, 4 K)...Came on strong after the All-Star break, going 3-3 with a 2.89 ERA in 13 starts (3-5, 6.57 ERA in 13 starts prior)...Turned in the first of his four quality starts of the season on 7/19 vs. Salem (6.0 IP, 3 H, 1 R, 1 ER, 3 BB, 3 K)...Had his best outing of the year on 8/16 vs. MB, tossing a career high seven innings and allowing just five hits with a career-high 11 strikeouts and no walks...Was 3-3 with a 2.61 ERA through July and August...Walked 12 batters combined in August and September after walking 15 total in July...Went 1-1 with a 1.69 ERA in two game-one starts for the Hillcats in their playoff run towards a Mills Cup Championship



Wilson earned the win in Fresno State's College World Series-deciding victory over Georgia in '08

WILSON CAREER HIGHS

IP Starter: 7.0, 8/16/09 (LYN vs. MB)
 IP Relief: Has never pitched in relief
 Most Hits: 10, 7/2/09 (LYN @ WS)
 Strikeouts: 11, 8/16/09 (LYN vs. MB)
 Walks: 5 (3x), last 9/2/09 (LYN @ POT)

JUSTIN WILSON CAREER STATISTICS

YR	CLUB	W-L	ERA	G	GS	CG	SHO	SV	IP	H	R	ER	HR	BB	SO
2009	Lynchburg (A)	6-8	4.50	26	26	0	0	0	116.0	118	64	58	14	55	94
MINOR LEAGUE TOTALS		6-8	4.50	26	26	0	0	0	116.0	118	64	58	14	55	94

CURVE PLAYERS SELECTED TO MLB FUTURES GAME

1999 (Boston).....	Yamid Haad, C
2000 (Atlanta).....	None
2001 (Seattle).....	J.R. House, C
2002 (Milwaukee).....	Tony Alvarez, OF
2003 (Chicago, AL).....	Jose Castillo, 2B
.....	John VanBenschoten, RHP
2004 (Houston).....	Bryan Bullington, RHP
.....	Jorge Cortes, OF
2005 (Detroit).....	Jose Bautista, 3B
.....	Paul Maholm, LHP
2006 (Pittsburgh).....	None
2007 (San Francisco).....	Steven Pearce, 1B
2008 (New York, NL).....	None
2009 (St. Louis).....	Pedro Alvarez, 3B



Curve
Pirates

PEDRO ALVAREZ 3B

- 2nd Overall Pick in 2008 Amateur Draft
- 2009 MLB Futures Game Participant
- Member of Team USA in 2009 World Cup (won Gold Medal)
- Member of USA National Team at 2007 Pan Am Games
- 2009 Altoona Curve Team MVP
- 2009 Pirates Minor League Player of the Year

HISTORY & RECORDS

CURVE YEAR-BY-YEAR TEAM RECORDS

YEAR	W-L	PCT	PLACE (E.L. SOUTH)	GB	MANAGER
1999	63-77	.450	6th	13.0	Marty Brown
2000	74-68	.521	4th	11.0	Marty Brown
2001	63-79	.444	5th	21.0	Dale Sveum
2002	72-69	.511	4th	21.0	Dale Sveum
2003	78-63	.553	2nd	10.0	Dale Sveum
2004	85-56	.603	1st	+5.5	Tony Beasley
2005	76-66	.535	2nd	8.0	Tony Beasley
2006	75-64	.540	2nd	10.5	Tim Leiper
2007	73-68	.518	3rd	8.5	Tim Leiper
2008	65-77	.458	5th	19.0	Tim Leiper
2009	62-80	.437	6th	27.0	Matt Walbeck
ALL-TIME	786-767	.506			

BOLD indicates Eastern League playoff appearance

CURVE ALL-TIME POSTSEASON RESULTS

2003 EASTERN LEAGUE DIVISIONAL SERIES vs. Akron Aeros (Indians)

DATE	SITE	RESULT	WINNER	LOSER	SAVE	ATT.
September 3	Akron	L, 2-8	Paul Rigdon	Landon Jacobsen	None	6,773
September 4	Akron	W, 4-3	Mike Johnston	Kazuhito Tadano	Todd Ozias	8,026
September 5	ALTOONA	L, 6-11	Jose Vargas	John VanBenschoten	None	7,097
September 6	ALTOONA	L, 0-8	Kyle Evans	Ian Oquendo	None	5,583

Akron wins Best-of-Five Series, 3-1

2004 EASTERN LEAGUE DIVISIONAL SERIES vs. Erie SeaWolves (Tigers)

DATE	SITE	RESULT	WINNER	LOSER	SAVE	ATT.
September 9	ALTOONA	W, 14-2	Zach Duke	Kyle Sleeth	None	4,869
September 10	ALTOONA	W, 8-3	Tom Gorzelanny	Matt Roney	None	5,221
September 11	Erie	W, 14-4	Bobby Bradley	Rick Kirsten	None	4,183

Altoona wins Best-of-Five Series, 3-0

2004 EASTERN LEAGUE CHAMPIONSHIP SERIES vs. New Hampshire Fisher Cats (Blue Jays)

DATE	SITE	RESULT	WINNER	LOSER	SAVE	ATT.
September 14	ALTOONA	L, 4-5	Brandon League	Blake Stein	Jordan DeJong	4,438
September 15	ALTOONA	L, 4-5	Chris Baker	Tom Gorzelanny	Jordan DeJong	4,093
September 18	Manch., NH	L, 0-2	Francisco Rosario	Ian Snell	Brandon League	3,394

New Hampshire wins Best-of-Five Series, 3-0, to win Eastern League Championship

2005 EASTERN LEAGUE DIVISIONAL SERIES vs. Akron Aeros (Indians)

DATE	SITE	RESULT	WINNER	LOSER	SAVE	ATT.
September 7	Akron	L, 7-11	Jeremy Sowers	Eddie Candelario	None	4,728
September 8	Akron	L, 4-6	Chris Cooper	Brady Borner	Edward Mujica	4,621
September 9	ALTOONA	W, 3-0	Tom Gorzelanny	Rafael Perez	None	4,547
September 10	ALTOONA	W, 6-3	Hansel Izquierdo	Jake Dittler	Matt Capps	4,255
September 11	Akron	L, 4-6	Travis Foley	Justin Kaye	Edward Mujica	3,642

Akron wins Best-of-Five Series, 3-2

2006 EASTERN LEAGUE SERIES vs. Akron Aeros (Indians)

DATE	SITE	RESULT	WINNER	LOSER	SAVE	ATT.
September 6	Akron	L, 10-12	Adam Miller	Jason Roach	Jim Ed Warden	7,800
September 7	Akron	L, 0-12	Aaron Laffey	Josh Shortslef	None	7,688
September 8	ALTOONA	W, 4-1	Landon Jacobsen	Sean Smith	Brandon Knight	4,508
September 9	ALTOONA	W, 3-1	Wardell Starling	Jensen Lewis	Blaine Neal	3,472
September 10	Akron	L, 2-5	Tony Sipp	Nerio Rodriguez	Jim Ed Warden	6,206

Akron wins Best-of-Five Series, 3-2



YEAR-BY-YEAR TEAM BATTING LEADERS

YEAR	AVG. (min. 300 TPA)	HITS	HOME RUNS	RBI
1999	Adam Hyzdu (.316)	Tike Redman (143)	Adam Hyzdu (24)	Adam Hyzdu (78)
2000	Rob Mackowiak (.297)	Rob Mackowiak (156)	Adam Hyzdu (31)	Adam Hyzdu (106)
2001	Rico Washington (.302)	Shaun Skrehot (125)	Dan Meier (13)	J.R. House (56)
2002	Tony Alvarez (.318)	Tony Alvarez (161)	Carlos Rivera (22)	Carlos Rivera (84)
2003	Kevin Nicholson (.294)	Chris Duffy (137)	Shawn Garrett (13)	Shawn Garrett (67)
2004	Jeff Keppinger (.338)	Nate McLouth (166)	Ray Sadler (20)	Josh Bonifay (76)
2005	Jose Bautista (.283)	Rajai Davis (140)	Ray Bonifay (25)	Jose Bautista (90)
2006	Brett Roneberg (.303)	Javier Guzman (130)	Ray Sadler (15)	Simon Pond (78)
2007	Steven Pearce (.334)	Neil Walker (124)	Adam Boeve (17)	Steven Pearce (72)
2008	Jason Delaney (.292)	Brad Corley (131)	Jonel Pacheco (12)	Jonel Pacheco (52)
2009	Jonel Pacheco (.275)	Jonel Pacheco (119)	Jonel Pacheco (14)	Jason Delaney (65)
YEAR	RUNS SCORED	DOUBLES	TRIPLES	STOLEN BASES
1999	Tike Redman (84)	A. Hernandez/ K. Haverbusch (26)	Tike Redman (12)	Tike Redman (29)
2000	Adam Hyzdu (96)	Adam Hyzdu (39)	Rico Washington (7)	Rob Mackowiak (18)
2001	Shaun Skrehot (61)	Shaun Skrehot/Carlos Rivera (30)	Lee Evans (8)	Shaun Skrehot (24)
2002	Tony Alvarez (79)	Tony Alvarez (37)	Shawn Garrett (8)	Tony Alvarez (29)
2003	Chris Duffy (84)	Kevin Nicholson (31)	3 Players Tied (6)	Chris Duffy (34)
2004	Nate McLouth (93)	Nate McLouth (40)	Chris Duffy (6)	Chris Duffy (32)
2005	Rajai Davis (82)	Jose Bautista (27)	Craig Stansberry (11)	R. Davis/R. Thompson (45)
2006	Simon Pond (64)	Simon Pond (32)	Vic Buttler (14)	Vic Buttler/N. Morgan (21)
2007	Neil Walker (77)	Neil Walker (30)	Jason Bowers/Vic Buttler (4)	Vic Buttler (22)
2008	Jonel Pacheco (64)	Brad Corley (25)	Shelby Ford (10)	Shelby Ford (19)
2009	Jonel Pacheco (58)	Jason Delaney (25)	Jason Delaney (5)	Jonel Pacheco (15)
YEAR	GAMES PLAYED	AT-BATS	WALKS	STRIKEOUTS
1999	Tike Redman (136)	Tike Redman (532)	Garrett Long (63)	Alex Hernandez (110)
2000	Adam Hyzdu (142)	Rob Mackowiak (526)	Adam Hyzdu (94)	Adam Hyzdu (102)
2001	Lee Evans (118)	Shaun Skrehot (468)	Richard Paz (52)	Lee Evans (116)
2002	Shawn Garrett (131)	Tony Alvarez (507)	C. Alvarado/C. Spurling (60)	J.J. Davis (101)
2003	Chris Duffy (137)	Jose Castillo (498)	Chris Duffy (44)	Josh Bonifay (106)
2004	Nate McLouth (133)	Nate McLouth (515)	Nate McLouth (48)	Josh Bonifay (96)
2005	Rajai Davis (123)	Rajai Davis (499)	Tom Evans (51)	Craig Stansberry (114)
2006	Javier Guzman (129)	Javier Guzman (485)	Simon Pond (59)	Simon Pond (121)
2007	Andrew McCutchen (118)	Andrew McCutchen (446)	Neil Walker (53)	Adam Boeve (100)
2008	Brad Corley (134)	Brad Corley (500)	Jason Delaney (68)	James Boone (107)
2009	Jason Delaney (125)	Jason Delaney (435)	Jason Delaney (57)	Jason Delaney (90)

YEAR-BY-YEAR TEAM PITCHING LEADERS

YEAR	ERA (min. 75 IP)	WINS	LOSSES	SAVES
1999	Paul Ah Yat (3.02)	Bronson Arroyo (15)	Brian O'Connor (11)	Matt Duff (12)
2000	Sam McConnell (1.61)	Brian O'Connor (12)	J. Grabow/S. Sparks (7)	Brian Smith (12)
2001	Justin Reid (2.54)	6 Players Tied (5)	C. Alvarado/C. Spurling (7)	Tony Pavlovich (12)
2002	Ben Shaffar (3.15)	Justin Reid (11)	John Grabow (13)	Chris Spurling (20)
2003	Landon Jacobsen (2.93)	Sean Burnett (14)	Landon Jacobsen (11)	Todd Ozias (21)
2004	Ian Snell (3.16)	Bryan Bullington (12)	3 Players Tied (7)	Jeff Miller (18)
2005	Brady Borner (2.08)	Matt Peterson (11)	Paul Stewart (10)	Justin Kaye (22)
2006	Shane Youman (1.51)	Landon Jacobsen (14)	Landon Jacobsen (9)	Brandon Knight (27)
2007	Dewon Brazelton (3.53)	Luis Munoz (12)	Josh Shortslef (13)	Matt Peterson (29)
2008	Yoslan Herrera (3.46)	Juan Mateo (7)	Derek Hankins/Josh Hill (11)	Ronald Belisario (9)
2009	Brad Lincoln (2.28)	Yoslan Herrera/Daniel Moskos (11)	Daniel Moskos (10)	Sean Smith (7)
YEAR	GAMES	INNINGS PITCHED	STRIKEOUTS	WALKS
1999	David Daniels (55)	Brian O'Connor (153.1)	Brian O'Connor (106)	Brian O'Connor (92)
2000	Matt Duff (47)	John Grabow (145.1)	John Grabow (109)	John Grabow (65)
2001	Clint Chrysler (51)	Chris Spurling (121.2)	Carlos Alvarado (73)	John Grabow (39)
2002	Clint Chrysler/Chris Spurling (51)	Justin Reid (153.2)	Adrian Burnside (122)	Adrian Burnside (67)
2003	Todd Ozias (51)	Landon Jacobsen (162.2)	Mike Connolly (90)	Landon Jacobsen (40)
2004	Jeff Miller (52)	Ian Snell (151.0)	Ian Snell (142)	Bryan Bullington (47)
2005	Justin Kaye (53)	Matt Peterson (143.2)	Tom Gorzelanny (124)	Matt Peterson (74)
2006	Brandon Knight (51)	Landon Jacobsen (154.0)	Mike Connolly/Jorge Vasquez (87)	Landon Jacobsen (55)
2007	Matt Peterson (51)	Josh Shortslef (149.1)	Luis Munoz (89)	Josh Shortslef (59)
2008	Ronald Belisario/Pat Bresnehan (38)	Derek Hankins (119.0)	Kyle Bloom (93)	Kyle Bloom (55)
2009	Jeff Sues (40)	Daniel Moskos (149.0)	Mike Crotta (97)	Daniel Moskos (58)

BOLD INDICATES CURVE RECORD

CURVE ALL-TIME REGULAR SEASON RECORD VS. OPPONENTS

TEAM	HOME	AWAY	OVERALL	TEAM	HOME	AWAY	OVERALL
Akron	62-62 (.500)	44-66 (.400)	106-128 (.453)	New Britain	21-12 (.637)	19-20 (.487)	40-32 (.556)
Binghamton	27-16 (.638)	16-25 (.390)	43-41 (.512)	N. Hampshire	7-11 (.389)	12-6 (.667)	19-17 (.527)
Bowie	57-52 (.523)	52-49 (.515)	109-101 (.519)	New Haven#	9-6 (.600)	8-9 (.471)	18-17 (.514)
Connecticut%	17-17 (.500)	24-19 (.558)	41-36 (.532)	Portland	22-16 (.579)	15-17 (.469)	37-33 (.529)
Erie	44-58 (.431)	63-54 (.548)*	107-112 (.489)	Reading	60-52 (.536)	45-57 (.441)^	104-109 (.488)
Harrisburg	66-33 (.667)	52-56 (.481)	118-89 (.570)	Trenton	29-18 (.617)	18-29 (.383)	47-47 (.500)

*Includes 0-1 record at PNC Park in Pittsburgh, June 26, 2004 (considered Curve road game)

^Includes 0-1 record at Citizens Bank Park in Philadelphia, June 12, 2006

#The New Haven Ravens moved to New Hampshire following the 2003 season


% The Connecticut Defenders moved to Richmond, Va. following the 2009 season

ANNUAL PLAYOFF RECORD VS. OPPONENTS

	'99	'00	'01	'02	'03	'04	'05	'06	'07	'08
Akron	--	--	--	--	1-3	--	2-3	2-3	--	--
Binghamton	--	--	--	--	--	--	--	--	--	--
Bowie	--	--	--	--	--	--	--	--	--	--
Connecticut	--	--	--	--	--	--	--	--	--	--
Erie	--	--	--	--	--	3-0	--	--	--	--
Harrisburg	--	--	--	--	--	--	--	--	--	--
New Britain	--	--	--	--	--	--	--	--	--	--
N. Hampshire	--	--	--	--	--	0-3	--	--	--	--
New Haven	--	--	--	--	--	--	--	--	--	--
Portland	--	--	--	--	--	--	--	--	--	--
Reading	--	--	--	--	--	--	--	--	--	--
Trenton	--	--	--	--	--	--	--	--	--	--

ALL-TIME MONTH-BY-MONTH RECORDS

Year	April	May	June	July	August	September	FINAL OVERALL RECORD
1999	9-11	15-16	18-11	14-14	9-18	2-3	66-73
2000	8-14	15-15	18-11	15-14	18-11	1-3	74-68
2001	10-15	11-17	10-17	17-11	13-17	2-2	63-79
2002	12-12	18-12	13-13	15-15	12-17	2-0	72-69
2003	12-12	15-14	19-9	14-14	18-14	0-1	78-63
2004	11-10	17-12	20-9	14-11	19-11	4-3	85-56
2005	10-9	16-13	16-13	14-14	15-16	4-1	76-66
2006	15-8	18-12	13-11	15-12	14-17	0-3	75-64
2007	9-11	14-16	17-11	16-12	15-16	2-2	73-68
2008	10-15	11-17	14-14	16-15	13-16	1-0	65-77
2009	6-14	9-20	12-17	15-14	18-10	2-5	62-80




Gorkys Hernandez slides in safely at third to steal a base in 2009.




Only players making major league debut AFTER playing for Altoona are included
Players are listed in order of their MLB debuts


PLAYER	YEAR(S)	MAJOR LEAGUE SERVICE
Yamid Haad, C	1999-01	Pittsburgh '99, San Francisco '05
Kory DeHaan, OF	1999	San Diego '00 & '02
Brian O'Connor, LHP	1999-00, '02	Pittsburgh '00
Bronson Arroyo, RHP	1999	Pittsburgh '00-02, Boston '03-05, Cincinnati '06-09
Kane Davis, RHP	1999	Cleveland '00, Milwaukee '00 & '05, Colorado '01, NY Mets '02, Philadelphia '07
Tike Redman, OF	1999	Pittsburgh '00-01, '03-05, Baltimore '07
Stephen L. Sparks, RHP	2000-01	Pittsburgh '00
Alex Hernandez, OF	1999-00	Pittsburgh '00-01
Adam Hyzdu, OF	1999-00	Pittsburgh '00-03, Boston '04-05, San Diego '05, Texas '06
Brian Smith, RHP	2000-01	Pittsburgh '00
Joe Beimel, LHP	2000	Pittsburgh '01-03, Minnesota '04, Tampa Bay '05, LA Dodgers '06-08, Washington '09
Jack Wilson, SS	2000	Pittsburgh '01-09, Seattle '09
Craig Wilson, C/1B	1999	Pittsburgh '01-06, NY Yankees '06, Atlanta '07
Rob Mackowiak, UTIL	1999-00	Pittsburgh '01-05, Chi. Sox '06-07, San Diego '07, Washington '08
Dave Williams, LHP	2001	Pittsburgh '01-02, '04-05, Cincinnati '06, NY Mets '06-07
Jarrod Patterson, 3B	2000	Detroit '01, Kansas City '03
Luis Figueroa, INF	1999-00	Pittsburgh '01, Toronto '06, San Francisco '07
Humberto Cota, C	2000	Pittsburgh '01-07
Brendan Donnelly, RHP	1999	LA Angels '02-06, Boston '07, Cleveland '08
Ron Wright, 1B	1999	Seattle '02
Kevin Pickford, LHP	2000	San Diego '02
Matt Duff, RHP	1999-00	St. Louis '02
Tony Alvarez, OF	2001-02	Pittsburgh '02 & '04
J.J. Davis, OF	2001-02	Pittsburgh '02-04, Washington '05
Chris Spurling, RHP	2001-02	Detroit '03, '05-06, Milwaukee '06-07
D.J. Carrasco, RHP	2000-01	Kansas City '03-05, Chi. Sox '08
Carlos Rivera, 1B	2001-02	Pittsburgh '03-04
Mike Gonzalez, LHP	1999, 2001-03	Pittsburgh '03-06, Atlanta '07-09
John Grabow, LHP	2000-03	Pittsburgh '03-09, Chicago (NL) '09
J.R. House, C	2001-03	Pittsburgh '03-04, Houston '06 & '08, Baltimore '07
Shawn Camp, RHP	2001, '03	Kansas City '04-05, Tampa Bay '06-07, Toronto '08
Jeff Bennett, RHP	2001, '03	Milwaukee '04, Atlanta '07-08
Jose Castillo, INF	2003	Pittsburgh '04-07, San Francisco '08, Houston '08
Mike Johnston, LHP	2003	Pittsburgh '04-05
Chris Shelton, 1B/C	2003	Detroit '04-06, Texas '08-09
Anastacio Martinez, RHP	2003	Boston '04
Sean Burnett, LHP	2003	Pittsburgh '04 & '08-09, Washington '09
Sam McConnell, LHP	1999-00	Atlanta '04



John Grabow



Nate McLouth



Ryan Doumit

ORGANIZATION

PLAYER
John VanBenschoten, RHP
Ian Snell, RHP
Jeff Keppinger, INF

YEAR(S)
2003, 06
2003-04
2004

MAJOR LEAGUE SERVICE

Pittsburgh '04 & '07-08
Pittsburgh '04-09, Seattle '09
NY Mets '04, Kansas City '06,
Cincinnati '07-08, Houston '09
Pittsburgh '04, Atlanta '05
Pittsburgh '05-07, Milwaukee '09
Pittsburgh '05
Pittsburgh '05-09
Pittsburgh '05-09, Atlanta '09
Pittsburgh '05-09
Pittsburgh '05 & '07
Pittsburgh '05-09
Minnesota '05-07
Pittsburgh '05-09, Washington '10
Pittsburgh '05 & '07-08, Cleveland '08,
Toronto '09
Pittsburgh '05-09, Chicago (NL) '09
Pittsburgh '05-08, Florida '09
Pittsburgh '06
Pittsburgh '06-07
Pittsburgh '06-07, San Francisco '07-08
Oakland '08-09
Pittsburgh '06-07
Pittsburgh '06-07
Pittsburgh '06-07
San Diego '07-08
Pittsburgh '07-08
Pittsburgh '07-09
Pittsburgh '07-09, Washington '09
Washington '07, NY Yankees '08
Pittsburgh '07, Florida '09
St. Louis '08
Pittsburgh '08-09
Atlanta '08, Chicago (AL) '09
Pittsburgh '08
Pittsburgh '08
Pittsburgh '08
Minnesota '08, Toronto '09
Pittsburgh '08-09
Los Angeles (NL) '09
Pittsburgh '09
Pittsburgh '09

Frank Brooks, LHP
Chris Duffy, OF
Ray Sadler, OF
Ryan Doumit, C
Nate McLouth, OF
Zach Duke, LHP
Brad Eldred, 1B
Paul Maholm, LHP
Chris Heintz, C
Matt Capps, RHP
Bryan Bullington, RHP

2003
2003-04
2003-06
2001, 04
2004
2004
2004-05
2005
2003
2005
2004


Tom Gorzelanny, LHP
Ronny Paulino, C
Yurendell de Caster, INF
Josh Sharpless, RHP
Rajai Davis, OF

2005
2003-05
2004
2005-06
2005


Brian Rogers, RHP
Carlos Maldonado, C
Shane Youman, LHP
Craig Stansberry, INF
Romulo Sanchez, RHP
Steven Pearce, 1B
Nyjer Morgan, OF
Jonathan Albaladejo, RHP
Dave Davidson, LHP
Rico Washington, INF
Brian Bixler, INF
Brent Lillibridge, INF
Jimmy Barthmaier, RHP
Luis Munoz, RHP
Yoslan Herrera, RHP
Randy Ruiz, 1B/DH
Luis Cruz, INF
Ronald Belisario
Andrew McCutchen
Neil Walker

2006
2005-06
2004-06
2005-06
2005-07
2007
2006
2006-07
2006-07
2000-02
2006
2006
2006
2008
2007-08
2007-08
2007
2008
2007-08
2006-07
2006-07

Pittsburgh '06-07
Pittsburgh '06-07
Pittsburgh '06-07
San Diego '07-08
Pittsburgh '07-08
Pittsburgh '07-09
Pittsburgh '07-09, Washington '09
Washington '07, NY Yankees '08
Pittsburgh '07, Florida '09
St. Louis '08
Pittsburgh '08-09
Atlanta '08, Chicago (AL) '09
Pittsburgh '08
Pittsburgh '08
Pittsburgh '08
Minnesota '08, Toronto '09
Pittsburgh '08-09
Los Angeles (NL) '09
Pittsburgh '09
Pittsburgh '09



Ronald Belisario



Andrew McCutchen

2010 CURVE

HISTORY & RECORDS

EASTERN LEAGUE

PITTSBURGH PIRATES

GENERAL INFO



ZACH DUKE

LHP **Zach Duke** made his way through Altoona on his route to the big leagues in 2004, going 5-1 with a miniscule 1.58 ERA in nine starts. Duke whiffed 36 batters compared to just 10 walks in 51.1 innings pitched with the Curve.

He made his major league debut on July 2, 2005 against the Milwaukee Brewers and struck out nine batters in a no decision. The nine punchouts were the most in a Pirates debut since Tim Wakefield on July 31, 1992.

**BOLD** indicates major league experience

+Major League experience before joining Curve

***Indicates major league rehabilitation assignment

-A-

AGAMENNONE, Brandon (RHP)	2004
AGUERO, Ramon (RHP)	2009
AH YAT, Paul (LHP)	1999
ALBALADEJO, Jonathan (RHP)	2006-07
ALCALA, Jason (RHP)	2004
ALDERSON, Tim (RHP)	2009
ALVARADO, Carlos (RHP)	2000-01
ALVAREZ, Pedro	2009
ALVAREZ, Rafael (OF)	2006
ALVAREZ, Tony (OF)	2001-02
ALVAREZ, Victor (INF)	2008
ANDERSON, Jimmy (LHP)+++	2000
ANTELO, Derek (RHP)	2008
ARROYO, Bronson (RHP)	1999
ASCHE, Mike (OF)	1999
ASTACIO, Olivo (RHP)	2007
AYERS, Mike (LHP)	1999-01

-B-

BARNES, B.J. (OF)	2001, 03
BARON, Jim (RHP)	1999
BASS, Jayson (OF)	2000-01
BARTHMAIER, Jimmy (RHP)	2008
BAUTISTA, Jose (INF)+++	2005
BEIMEL, Joe (LHP)	2000
BELISARIO, Ronald (RHP)	2007-08
BELTRAN, Alonso (RHP)	1999
BENNETT, Jeff (RHP)	2001, 03
BENSON, Kris (RHP)***	2002
BERGERON, Peter (OF)+++	2007
BIESER, Steve (C)+++	1999
BIMEAL, Matt (RHP)	2004
BIXLER, Brian (INF)	2006
BLACKWELL, Chad (RHP)	2006
BLOOM, Kyle (LHP)	2007-09
BOEVE, Adam (OF)	2005-07
BONIFAY, Josh (OF)	2003-05
BOONE, James (OF)	2008-09
BORNER, Brady (LHP)	2003-06
BOUKNIGHT, Kip (RHP)	2007
BOWERS, Jason (INF)	2007-08
BRADLEY, Bobby (RHP)	2004
BRAZELTON, Dewon (RHP)+++	2007
BRESNEHAN, Patrick (RHP)	2007-08
BROOKS, Frank (LHP)	2003
BROWN, Adrian (OF)***	2000-01
BROWN, Alvin (RHP)	1999
BROWN, Jason (C)	2002
BRUCE, Mo (INF)	2001
BRYANT, Matt (OF)	1999
BULLINGTON, Bryan (RHP)	2004
BURGOS, Enrique (RHP)+++	1999
BURNETT, Sean (LHP)	2003
BURNSIDE, Adrian (LHP)	2001-02
BURTON, Darren (OF)	2000-01
BUTTLER, Vic (OF)	2005-07

-C-

CAMP, Shawn (RHP)	2001, 03
CANDELARIO, Eddie (RHP)	2004-05
CAPPS, Matt (RHP) #	2005, 08
CARRASCO, D.J. (RHP)	2000-01
CARUSO, Joe (INF)	2002-03
CASEY, Sean (1B)***	2006
CASTILLO, Jose (INF)	2003
CASTORRI, Christian (RHP)	2008-09
CHANEY, Mike (LHP)	2001
CHANG, Ray (INF)	2008-09
CHAPMAN, Travis (INF)+++	2006
CHAVES, Brandon (RHP)	2004-07
CHIAFFREDO, Paul (C)	2005
CHIAVACCI, Ron (RHP)	2006
CHRISTIANSEN, Jason (LHP)***	1999

CHRYSLER, Clint (LHP)	2001-03
CLARK, Howie (OF)+++	2005
CLONTZ, Brad (RHP)***	2000
COCKRELL, Mike (INF)	2004
CONNOLLY, Mike (LHP)	2003-06
CORDOVA, Francisco (RHP)***	1999, 01
CORLEY, Brad (OF)	2007-09
CORSALETTI, Jeff	2009
CORTES, Jorge (OF)	2004-05
COTA, Humberto (C)	2000
CROTTA, Mike (RHP)	2007, 2009
CRUDALE, Mike (RHP)+++	2004
CRUZ, Ivan (1B)***	1999
CRUZ, Luis (INF)	2008

Matt Capps appeared for the Curve in 2005, and again in 2008 on an MLB injury rehab assignment

-D-

DANIELS, David (RHP)	1999
DAVIDSON, Dave (LHP)	2006-08
DAVIS, J.J. (OF)	2001-02
DAVIS, Kane (RHP)	1999
DAVIS, Rajai (OF)	2005
DeCASTER, Yurendell (INF)	2004
DeHAAN, Kory (OF)	1999
DELANEY, Jason (1B/OF)	2007-09
de la ROSA, Tomas (INF)+++	2004
DeROSSO, Tony (INF)	2002
DESCHENES, Marc (RHP)	2002
DIORIO, Mike (RHP)	2001
DONALDSON, Bo (RHP)	2001
DONNELLY, Brendan (RHP)	1999
DORTA, Melvin (INF)+++	2008
DOUGHERTY, Jim (RHP)+++	2002
DOUGHERTY, Tony (RHP)	1999
DOUMIT, Ryan (C) #	2001, 04, 06, 08
DUBEE, Mike (RHP)	2009
DUFF, Matt (RHP)	1999-00
DUFFY, Chris (OF) #	2003-04, 08
DUKE, Zach (LHP)	2004
DUNBAR, Matt (LHP)+++	1999
DUNN, Todd (OF)+++	1999
DUMATRAIT, Phil (LHP) ++++#	2009
DURHAM, Miles (OF/1B)	2009

Ryan Doumit appeared for the Curve in 2001 and 2004, and again in 2006 and 2008 on MLB injury rehab assignments.

Chris Duffy appeared for the Curve in 2003 and 2004, and again in 2008 on an MLB injury rehab assignment.

Phil Dumatrait appeared for the Curve in 2009 on an MLB injury rehab assignment.

-E-

ELDRED, Brad (1B)	2004-05
ELLIOTT, Justin (C)	2007
EVANS, Lee (C)	2000-01
EVANS, Tom (INF)+++	2004-05

-F-

FALCON, Omar (C)	2007
FERNANDEZ, Alex (OF)	2007
FIGUEROA, Luis (INF)	1999-00
FINEGAN, Brian (INF)	2008
FORD, Shelby (INF)	2008
FORDHAM, Tom (LHP)+++	2003
FRANCE, Aaron (RHP)	1999-01
FRIDAY, Brian (SS)	2009
FURNISS, Eddy (1B)	2000

-G-

GALVEZ, Randy (RHP)	2001
GARCIA, Al (RHP)	1999
GARCIA, Mike (RHP)+++	2001
GARRETT, Shawn (OF)	2002-03
GIARD, Ken (RHP)	1999
GIMENEZ, Hector (C/UTL)+++	2009
GONZALEZ, Angel (INF)	2008
GONZALEZ, Mike (LHP)	1999, 01-03
GORZELANNY, Tom (LHP)	2004-05
GRABOW, John (LHP)	2000-03
GRAVELLE, Nick (LHP)	2002
GREEN, Scarborough (OF)+++	2001
GUERRERO, Emilis (RHP)	2008
GUY, Brad (RHP)	2000-03
GUZMAN, Javier (INF)	2005-07
GUZMAN, Wilson (LHP)	2000

-H-

HAAD, Yamid (C)	1999-01
HAMMAN, Corey (LHP)	2008-09
HANKINS, Derek (RHP)	2007-09
HARTS, Jeremy (LHP)	2004-05
HAVERBUSCH, Kevin (INF)	1999-02
HEINTZ, Chris (C)	2003
HERNANDEZ, Alex (OF)	1999-00
HERNANDEZ, Chris (RHP)	2006-08
HERNANDEZ, Gorkys (OF)	2009
HERRERA, Yoslan (RHP)	2007-09
HERRON, Tyler (RHP)	2009
HILL, Josh (RHP)	2008-09
HOLLIDAY, Brian (LHP)	2008
HOUSE, J.R. (C)	2001-03
HOLDZKOM, Lincoln (RHP)	2009
HUGHES, Jared (RHP)	2008-09
HYZDU, Adam (OF)	1999-00

-I-

IGLESIAS, Luis (INF)	1999
IZQUIERDO, Hansel (RHP)+++	2005

-J-

JACOBSEN, Landon (RHP)	2003-06
JOHNSON, Blair (RHP)	2008
JOHNSON, James (LHP)	2005-06
JOHNSON, Russ (INF)+++	2007
JOHNSTON, Mike (LHP)	2003
JORGENSEN, Tim (INF)	1999

-K-

KAYE, Justin (RHP)+++	2005
KEPPINGER, Jeff (INF)	2004
KING, Brad (C)	2002
KNIGHT, BRANDON (RHP)+++	2006
KREBS, Eric (RHP)	2009

-L-

LANGSTON, Jay (INF)	2001
LANKFORD, Derrick (OF)	2000-01
LEE, Taber (INF)	2005-07
LEMONIS, Chris (INF)	2002
LERUD, Steve (C)	2008-09
LILLIBRIDGE, Brent (INF)	2006
LINCOLN, Brad (RHP)	2009
LOISELLE, Rich (RHP)***	2000
LONG, Garrett (OF)	1999-00
LONG, Joey (RHP)	1999
LOONEY, Brian (LHP)+++	2002
LOPEZ, Jose (RHP)	2001-02
LOPEZ, Pedro (INF)+++	2009
LORENZANA, Luis (INF)	1999-00
LORENZO, Matt (RHP)	2006
LORRAINE, Andrew (LHP)+++	2004
LUNDQUIST, Dave (RHP)+++	2004
LYTLE, Chaz (OF)	2005-06

-M-

MACHI, Jean (RHP)	2009
MACKOWIAK, Rob (INF)	1999-00
MACHADO, Anderson (INF)+++	2009
MAHOLM, Paul (LHP)	2005
MALDONADO, Carlos (C)	2005-07
MANN, Derek (INF)	2001
MANZUETA, Roberto (RHP)	2000-01
MARTIN, Greg (LHP)	2005
MARTIN, Jeff (RHP)	2000
MARTIN, Justin (INF)	2001
MARTINEZ, Anastacio (RHP)	2003
MARTINEZ, Javier (RHP)***	1999
MARTINEZ, Octavio (C)	2006
MATEO, Juan (RHP)+++	2008-09
MATHEWS, Del (LHP)	1999
MATTSON, Rob (RHP)	2000
McCONNELL, Sam (LHP)	1999-00
McCUTCHEN, Andrew (OF)	2006-07
McDADE, Neal (RHP)	2001-04
McLOUTH, Nate (OF)	2004
MEADOWS, Randy (INF)	2002
MEATH, Matt (OF)	2005, 07
MEEK, Evan (RHP)+++	2008
MEIER, Dan (OF)	2001-02
MENDEZ, Donaldo (INF)+++	2004
MERCEDES, Victor (INF)	2005
MILLER, Jeff (RHP)	2004
MOEVES, Derrick (RHP)	2006
MOLLEKEN, Dustin (RHP)	2009
MONAHAN, Shane (OF)+++	2001
MONTGOMERY, Matt (RHP)	2002
MORIARTY, Mike (INF)+++	2004
MORGAN, Nyjer (OF)	2006
MOSKOS, Daniel (LHP)	2009
MULHOLLAND, Terry (LHP)***	2001
MUNOZ, Luis (RHP)	2007-08

-N-

NANNINI, Mike (RHP)	2007
NAVARRETE, Ray (INF)	2003-04
NEAL, Blaine (RHP)+++	2006
NEGRYCH, Jim (INF)	2008-09
NEUBERGER, Scott (OF)	2005
NEWSOME, Randy (RHP)	2009
NICHOLSON, Kevin (INF)+++	2003-04
NOTTINGHAM, Shawn (LHP)	2009

-O-

O'BRIEN, Patrick (RHP)	2004
O'CONNOR, Brian (LHP)	1999-00, 02
OUQUENDO (SNELL), Ian (RHP)	2003-04
OSTEEN, Gavin (LHP)	2000
OZIAS, Todd (RHP)	2003

-P-

PACHECO, Jonel (OF)	2008-09
PACHOT, John (C)	2002
PADUA, Geraldo (RHP)	2000-01
PALMA, Rick (LHP)	2002-03
PANIAGUA, Jose (RHP)+++	2007
PARRISH, David (C)+++	2006-07
PATTERSON, Jarrod (INF)	2000
PATZKE, Jeff (INF)	1999
PAULINO, Ronny (C)	2003-05
PAVLOVICH, Tony (RHP)	2001-02
PAZ, Richard (INF)	2001
PEARCE, Steven (1B)	2007
PEARSON, Kyle (RHP)	2008
PENA, Alex (RHP)	1999
PENA, Rudy (C)	2004
PEREZ, Franklin (RHP)	2006
PEREZ, Miguel (C)+++	2008-09
PERRY, Chan (INF)+++	2003
PETERSEN, Chris (INF)+++	2001
PETERSON, Brian (C)	2007
PETERSON, Matt (RHP)	2004-07

**-P- (cont.)**

PHILLIPS, Jason (RHP) +++	2001
PICKFORD, Kevin (LHP)	2000
POINTER, Corey (OF)	2000
POND, Simon (1B/OF) +++	2006
POWELL, Pedro (OF)	2006, 08
PRASCH, Ed (INF)	2009

-R-

RAYMUNDO, G.J. (INF)	2005
REDMAN, Tike (OF)	1999
REDMOND, Todd (RHP)	2007
REICHERT, Dan (RHP) +++	2008
REID, Justin (RHP)	2001-02, 04
REYES, Milver (C)	2006-09
RIOS, Armando (OF) ***	2002
RIVERA, Carlos (1B)	2001-02
ROACH, Jason (RHP) +++	2005-07
ROBERTS, Kevin (RHP)	2008
ROBERTSON, Mike (1B)	1999
ROBLES, Moises (RHP)	2008-09
RODRIGUEZ, Frank (RHP)	2001
RODRIGUEZ, Nerio (RHP) +++	2006
RODRIGUEZ, Victor (INF)	2002
ROGERS, Brian (RHP)	2006, 08
ROJAS, Chris (RHP)	2006
ROMAK, Jamie (1B)	2008-09
RONEBERG, Brett (OF)	2003, 06-07
ROSARIO, Mel (C)	1999
ROSENGREN, John (LHP)	2000
RUIZ, Randy (1B)	2007
RUNION, Tony (RHP)	1999

-S-

SADLER, Ray (OF)	2003-06
SAK, Jim (RHP)	2000
SANCHEZ, Romulo (RHP)	2005-07
SANDERS, Tracy (INF)	2000
SCHMIDT, Jason (RHP) ***	2001
SECRIST, Reed (C)	1999, 01
SEFCIK, Kevin (INF) +++	2002
SERRANO, Elio (RHP)	2004
SHAFFAR, Ben (RHP)	2002-05
SHARPLESS, Josh (RHP)	2005-06
SHELDON, Scott (INF) +++	2004
SHELTON, Chris (C)	2003
SHORTSLEF, Josh (LHP)	2006-08
SILVA, Jose (RHP) ***	2001
SKREHOT, Shaun (INF)	2000-04
SMITH, Brian (RHP)	2000-01
SMITH, Sean (RHP)	2009
SNELL (OQUENDO) Ian (RHP)	2003-04
SNUSZ, Chris (C)	2003-05
SOLER, Alay (RHP) +++	2007
SPARKS, Stephen L. (RHP)	2000-01
SPURLING, Chris (RHP)	2001-02
STANSBERRY, Craig (INF)	2005-06
STARLING, Wardell (RHP)	2006-07
STEIN, Blake (RHP) +++	2004
STEWART, Paul (RHP)	2005
STONER, Mike (INF)	2001
SUES, Jeff (RHP)	2008-09
SWEET, Jonathan (C)	1999

-T-

TABATA, Jose (RHP)	2008-09
THOMAS, Gary (OF)	2004
THOMPSON, Rich (OF) +++	2005-06
TRUBY, Chris (INF) +++	2007

-U-

UST, Brant (INF)	2006
-------------------------	------

-V-

VACLAVIK, Justin (RHP)	2007
VAN BENSCHOTEN, John (RHP)#	2003, 06
VASQUEZ, Jorge (RHP) +++	2006
VEAL, Donnie (LHP)#	2009
VOGELSONG, Ryan (RHP) ***	2002
# John Van Benschoten appeared for the Curve in 2003, and again in 2006 on an MLB injury rehab assignment	
# LHP Donnie Veal appeared for the Curve in 2009 out of the bullpen on a MLB injury rehab assignment.	

-W-

WALKER, Neil (C/3B)	2006-07
WARD, Turner (OF) ***	1999
WASHINGTON, Rico (INF)	2000-02
WATSON, Tony (LHP)	2009
WATTS, Kris (C)	2008
WEBSTER, Anthony (OF)	2008
WEHNER, John (INF)	1999, 01
WEICHARD, Paul (OF)	2002
WELLS, Kip (RHP) ***	2006
WILKINS, Marc (RHP) ***	1999
WILLIAMS, Brandon (RHP)	2007
WILLIAMS, David (LHP)	2001
WILLIAMS, Keith (OF) +++	2000
WILSON, Andy (OF)	2005
WILSON, Craig (C)	1999
WILSON, Jack (INF) #	2000, 08
WIMBERLY, Larry (LHP)	2000-02
WIMMER, Chris (2B)	1999
WRIGHT, Ron (1B)	1999
# Turner Ward appeared for the Curve in 1999 on an injury rehab assignment.	
# Jack Wilson appeared for the Curve in 2000, and again in 2008 on an MLB injury rehab assignment	

-Y-

YOUAMAN, Shane (LHP)	2004-06
-----------------------------	---------

-MANAGERS-

BEASLEY, Tony	2004-05
BROWN, Marty	1999-00
LEIPER, Tim	2006-08
SVEUM, Dale	2001-03
WALBECK, Matt	2009

-COACHES-

ANDREWS, Jeff (Pitching)	2003-05
HOLMAN, Brad (Pitching)	2008
LITTLE, Scott (Bench)	2001
LIVESEY, Jeff (Hitting)	1999-00
LONG, Ryan (Hitting)	2009
LOVEKAMP, Scott (Pitching)	1999, 01
LOVIGLIO, Jay (Bench)	2002
MILACKI, Bob (Pitching)	2002
MOORE, Brandon (Hitting)	2006-08
SEARAGE, Ray (Pitching)	2006-07
TANNER, Bruce (Pitching)	2000
TREANOR, Dean (Pitching)	2009
WEHNER, John (Bench/Hitting)	2003-04
WINTERS, Matt (Hitting)	2005

-ATHLETIC TRAINERS-

PALMER, Jason	2003-05
PRIBYL, Thomas	2006-09
SANDOVAL, Mike	1999-00
SENFTEN, Dave	2001-02



ADAM HYZDU

No. 16

Curve Outfielder, 1999-2000

It didn't take long for the city of Altoona to show the critics who said the area was too small to support a professional baseball team that it has as knowledgeable and caring fans as anywhere minor league baseball is played. It didn't take Adam Hyzdu long to discover that fact either.

When the minor league veteran signed as a minor league free agent with the Pirates shortly after being released by the Boston Red Sox organization early in the 1999 season, Curve fans were just getting used to their new team and its beautiful new ballpark. Few probably even knew the names of the players they were cheering for. But soon, everyone knew about Hyzdu.

He was the club's Most Valuable Player during the inaugural 1999 season, batting .316 with 24 home runs and 78 RBI in just 91 games, before earning a late-season promotion to Triple-A. Most people thought they had seen the last of Hyzdu in a Curve uniform.

However, after a less than intent look from the Pirates in major league spring training, and much to the surprise of the fans of Altoona, Hyzdu returned to the Curve for the 2000 season. Although perhaps initially upset about returning to the Double-A level for the fifth time in his career, Hyzdu tore up Eastern League pitching and in return won the hearts of Curve fans. In 142 games for the 2000 Curve, he batted .290 with team records for home runs (31) and RBI (106) and earned the Eastern League's Most Valuable Player Award. By the middle of the season, the entire city of Altoona was campaigning for Hyzdu's promotion to the major leagues.

And just when it appeared as though Adam Hyzdu's 11th season as a professional baseball player would end without a major league at-bat, he had the week of his life. On September 4th, following a season-ending loss to Akron, his number 16 jersey was retired by the Curve--an honor not normally bestowed upon a minor league baseball player. Then, just four days later, Hyzdu received the call he had been waiting for--he was heading to the major leagues with the Pittsburgh Pirates! He singled in his first major league at-bat on September 8th and 12 days later hit his first major league home run against the Philadelphia Phillies at Veteran's Stadium.

After returning to the minor leagues to open 2001, he was recalled by the Pirates in May and spent the majority of the season with the major league club. On July 4th that season, in his hometown of Cincinnati, Hyzdu hit two homers against the Reds, bringing his baseball playing career full circle from the days when he was belting home runs at Moeller High School.

After spending parts of the 2002 and 2003 seasons with Pittsburgh, Hyzdu left the Pirates' organization to join the Boston Red Sox system in 2004. After hitting .301 with 29 homers and 79 RBI for Triple-A Pawtucket, Adam was rewarded with a September call-up to the playoff-bound Boston Red Sox and had a chance to remain with the club as the Sox did the unthinkable and won the franchise's first World Series title since 1918.

In 2005, despite spending most of the season in the minor leagues with both the Padres and Red Sox' organizations, Hyzdu appeared in 29 big league games between San Diego and Boston, marking the sixth season in which he has seen action in the major leagues. 2005 also brought a milestone in Adam's career as he appeared in a major league post-season game for the first time.

The 2006 season saw Hyzdu appear for his fourth major league team as he played in two games for the Texas Rangers after signing with the club as a minor league free agent in November 2005. Hyzdu spent the 2007 season in Japan before announcing his retirement at the end of the year, capping off an 18-year playing career. Currently, Adam lives in Arizona and works for the Children's Miracle Network.

NOTE: The Pittsburgh Pirates have retired 10 uniform numbers at the major league level. It is Pirates' policy that those numbers are not to be worn by any of their players in the minors throughout the farm system. Those numbers are:

1 Billy Meyer
2 Ralph Kiner
8 Willie Stargell
9 Bill Mazeroski

11 Paul Waner
20 Pie Traynor
21 Roberto Clemente
33 Honus Wagner

40 Danny Murtaugh
42 Jackie Robinson*

*Robinson's number was retired throughout Major League Baseball on July 12, 1997



SINGLE-SEASON TEAM GENERAL RECORDS

Most Wins	85 (2004)
Most Losses	80 (2009)
Highest Winning Percentage603 (2004)
Lowest Winning Percentage437 (2009)
Most Home Wins	46 (2004)
Most Home Losses	40 (2009)
Most Road Wins	40 (2003)
Most Road Losses	45 (2001)
Most Extra-Inning Games	17 (2003)
Most Extra-Inning Wins	9 (2008)
Most Extra-Inning Losses	10 (2003)
Most Wins, Month	20 (June 2004)
Most Losses, Month	20 (May 2009)
Most Wins vs. One Club, Season	16, Akron (2004)
Most Losses vs. One Club, Season	17 vs. Akron (2009)
Most Players Used	60 (2001)
Fewest Players Used	37 (2003)
Most Pitchers Used	36 (2001)
Fewest Pitchers Used	22 (2002, 03)
Most Shutout Wins	11 (2004, 06)
Most Shutout Losses	12 (2009)
Most Consecutive Wins	10 (July 24-August 2, 2005)
Most Consecutive Losses	11 (April 15-26, 2000)
Most Consecutive Wins to Begin a Season	5 (April 6-10, 2006)
Most Consecutive Losses to Begin a Season	8 (April 8-16)

SINGLE-SEASON TEAM BATTING RECORDS

Highest Batting Average273 (2004)
Lowest Batting Average255 (2008)
Most Runs Scored	697 (2004)
Fewest Runs Scored	539 (2008)
Most Games, 10 or More Runs Scored	15 (2002)
Most Games, 10 or More Runs Allowed	15 (2000)
Most Hits	1,280 (2004)
Fewest Hits	1,182 (2008)
Most Doubles	274 (2003)
Fewest Doubles	213 (2006)
Most Triples	50 (2006)
Fewest Triples	24 (2009)
Most Home Runs	141 (2005)
Fewest Home Runs	73 (2003)
Most Home Runs, Home	67 (2005)
Most Home Runs, Road	84 (1999)
Fewest Home Runs, Home	20 (2003)
Fewest Home Runs, Road	47 (2006)
Most Grand Slams	6 (1999)
Most Players 10 or More HR	6 (2004)
Most Players 20 or More HR	2 (1999, '02, '05)
Most Extra-Base Hits	533 (2004)
Fewest Extra-Base Hits	344 (2008)
Most Stolen Bases	155 (2005)
Fewest Stolen Bases	75 (2000)
Most Times Caught Stealing	78 (1999, '01)
Fewest Times Caught Stealing	39 (2004)
Most Strikeouts	1,081 (2005)
Fewest Strikeouts	811 (2003)
Most Base on Balls	527 (2000)
Fewest Base on Balls	376 (2001)

SINGLE-SEASON TEAM PITCHING RECORDS

Lowest ERA	3.32 (2003)
Highest ERA	4.35 (2008)
Most Complete Games	16 (2000)
Fewest Complete Games	2 (2005, '06, '08)
Most Shutouts	11 (2004, '06)
Fewest Shutouts	5 (1999, '05)
Fewest Runs Allowed	525 (2003)
Most Runs Allowed	696 (2000)
Fewest Hits Allowed	1104 (2006)
Most Hits Allowed	1266 (2005)
Fewest Base on Balls Allowed	363 (2003)
Most Base on Balls Allowed	570 (1999)
Fewest Home Runs Allowed	67 (2000)
Most Home Runs Allowed	140 (2004)
Most Strikeouts	992 (2004)
Fewest Strikeouts	814 (2007)
Most Saves	49 (2006)
Fewest Saves	32 (2001, '08)
Fewest Hit by Pitch	40 (2008)
Most Hit by Pitch	65 (2009)
Fewest Wild Pitches	44 (2006)
Most Wild Pitches	91 (1999)
Fewest Starting Pitchers Used	10 (2002)
Most Starting Pitchers Used	21 (2001)
Most Consecutive Shutout Innings	28.1 (July 19-22, 2001)
Most 10-Game Winners	2 (2000, '04, '09)

SINGLE-SEASON TEAM FIELDING RECORDS

Highest %	976 (2003)
Lowest %	965 (1999)
Most Errors	194 (1999)
Fewest Errors	126 (2004)
Most Passed Balls	33 (2000)
Fewest Passed Balls	4 (2002)
Most Double Plays Turned	158 (2009)

SINGLE-SEASON INDIVIDUAL BATTING RECORDS

***Note: Records for averages and percentages are based on a minimum of 300 plate appearances

Highest Average	338, Jeff Keppinger (2004)
RH	338, Jeff Keppinger (2004)
LH	322, Nate McLouth (2004)
Switch-Hitter	294, Shawn Garrett (2002)
Lowest Average	215, Kevin Nicholson (2004)
RH	234, Ray Sadler (2006)
LH	223, Rico Washington (2002)
Switch-Hitter	215, Kevin Nicholson (2004)
Most Home Runs	31, Adam Hyzdu (2000)
RH	31, Adam Hyzdu (2000)
LH	22, Carlos Rivera (2002)
Switch-Hitter	13, Shawn Garrett (2003)
Home	16, Adam Hyzdu (2000)
Road	15, Adam Hyzdu (2000)
Month	14, Brad Eldred (August, 2004)
Most Plate Appearances without a HR, Season	336, Brandon Chaves (2007)
Most Grand Slam	3, Rob Mackowiak (2000)
Most Games Played	142, Adam Hyzdu (2000)
Most At-Bats	532, Tike Redman (1999)
Most Plate Appearances	626, Adam Hyzdu (2000)
Longest Hitting Streak	21, Kevin Sefcik (July 3-25, 2002)
Longest On-Base Streak	33, Ronny Paulino (July 12-September 5, 2004)
Most Consecutive Games with a HR	6, Brad Eldred (April 26-May 2, 2005)
Most Consecutive Games with an RB	12, Jason Delaney (July 15-26, 2007)
Most Runs Scored	96, Adam Hyzdu (2000)
Most Hits	166, Nate McLouth (2004)
RH	161, Tony Alvarez (2002)
LH	166, Nate McLouth (2004)
Switch-Hitter	142, Shawn Garrett (2002)
Pitcher	7, Wardell Starling (2006)



SINGLE-SEASON INDIVIDUAL BATTING RECORDS (cont.)

Most RBI.....	106, Adam Hyzdu (2000)
Month.....	50, Brad Eldred (August 2004)
Pitcher.....	6, Wardell Starling (2006)
Most Extra-Base Hits.....	72, Adam Hyzdu (2000)
Most Singles.....	114, Nate McLouth (2004)
Most Doubles.....	40, Nate McLouth (2004)
Most Triples.....	14, Vic Buttler (2006)
Most Base on Balls.....	94, Adam Hyzdu (2000)
Most Stolen Bases.....	45, Rajai Davis/Rich Thompson (2005)
Most Times Caught Stealing.....	18, Tony Alvarez (2002)
Most Sacrifice Hits.....	16, Luis Figueroa (1999)
Most Intentional Walks.....	7, 3x, last - Simon Pond (2006)
Most Strikeouts.....	121, Simon Pond (2006)
Fewest Strikeouts (min. 300 Plate Appearances).....	17, Jeff Keppinger (2004)
Most Hit by Pitch.....	20, Chris Duffy (2003)
Highest On-Base%.....	405, Adam Hyzdu (2000)
Highest Slugging %.....	612, Adam Hyzdu (1999)
Most Total Bases.....	285, Adam Hyzdu (2000)

SINGLE-SEASON INDIVIDUAL PITCHING RECORDS

***Note: Records for ERA and percentages are based on a minimum of 75 Innings Pitched

Lowest ERA, LHP.....	1.51, Shane Youman (2006)
Lowest ERA, RHP.....	2.28, Brad Lincoln (2001)
Most Wins, LHP.....	14, Sean Burnett (2003)
Most Wins, RHP.....	15, Bronson Arroyo (1999)
Most Consecutive Wins.....	9, Yoslan Herrera (April 30 - August 15, 2009)
Most Consecutive Wins to Open Season.....	9, Yoslan Herrera (April 30 - August 15, 2009)
Most Losses, LHP.....	13, John Grabow (2002)
Most Losses, RHP.....	11, Landon Jacobsen (2003), Derek Hankins & Josh Hill (2008)
Most Consecutive Losses.....	9, (Derek Hankins, June 15 - August 26, 2008)
Most Consecutive Scoreless Innings Pitched.....	23.0, Franklin Perez (June 13-July 27, 2006)
Most Games Started.....	27, Mike Crotta (2009)
	27, Sean Burnett (2003)
	27, Landon Jacobsen (2003)
	27, John Grabow (2002)
	27, Brian O'Connor (1999)
Most Appearances.....	55, David Daniels (1999)
Most Innings Pitched.....	162.2, Landon Jacobsen (2003)
Most Strikeouts.....	142, Ian Snell (2004)
Highest Strikeout-to-Walk Ratio.....	+82, Ian Snell (2004)
Lowest Strikeout-to-Walk Ratio.....	-8, Jim Sak (2000)
Fewest Earned Runs Allowed (min. 75 IP).....	16, Shane Youman (2006)
Most Earned Runs Allowed.....	89, John Grabow (2002)
Most Bases on Balls.....	92, Brian O'Connor (1999)
Fewest Bases on Balls (min. 75 IP).....	13, Brady Borner (2005)
Most Saves.....	27, Brandon Knight (2006)
Highest Winning % (min. 10 decisions).....	917, Yoslan Herrera, 11-1 record (2009)
Lowest Winning % (min. 10 decision).....	154, Derek Hankins, 2-11 record (2008)
Most Complete Games.....	4, Brian O'Connor (2000)
Most Shutouts.....	2, Ian Snell (2004)
	2, Stephen Sparks (2000)
Most Hit Batsmen.....	15, Adrian Burnside (2002)
Most Wild Pitches.....	21, Brian O'Connor (1999)
Most HR Allowed.....	21, Justin Reid (2002)
Fewest HR Allowed (min. 75 IP).....	2, Sean Burnett (2003)
Most Total Batters Faced.....	698, Brian O'Connor (1999)



SINGLE-SEASON INDIVIDUAL FIELDING RECORDS

***Notes: Records for Fielding % are based on a minimum of 75 games played
Fielding % for Pitchers is based on most Total Chances without an error

Most Errors	33, Javier Guzman (2006)
	33, Kevin Haverbusch (1999)
Highest %, Pitcher	1.000 (36 TC), Brian O'Connor (2000)
Highest %, Catcher	991, Steve Lerud (2009) & Chris Heintz (2003)
	991, J.R. House (2001)
Most Passed Balls	15, Steve Lerud (2009) & Humberto Cota (2000)
Highest %, 1B	995, Simon Pond (2006)
	995, Josh Bonifay (2005)
Highest %, 2B	991 Jason Bowers (2007)
Highest %, 3B	944, Rico Washington (2002)
Highest %, SS	972, Shaun Skrehot (2003)
Highest %, OF	1.000, Darren Burton (2000)
Most Assists, OF	12, Ray Sadler (2004)
	12, Tike Redman (1999)

SINGLE-SEASON TEAM GENERAL RECORDS

Longest Game, Time	6:17 (7/13/00 @ Norwich)
Home	4:32 (7/2/01 vs. Bowie)
Home, 7-Inning Game	3:05 (6/3, Game 1, vs. New Hampshire)
Home, 9-Inning Game	3:44 (7/30/99 vs. Akron)
Road	6:17 (7/13/00 @ Norwich)
Road, 7-Inning Game	2:43 (6/14/03 @ Harrisburg)
Road, 9-Inning Game	3:41 (7/3/00 @ Harrisburg)
Longest Game, Innings	19 (7/13/00 @ Norwich)
Home	15, 3x, last - (6/8/03 vs. Harrisburg)
Road	19 (7/13/00 @ Norwich)
Shortest 9-Inning Game Time	1:51 (4/17/04 @ Harrisburg)
Home	1:34 (6/2/07 vs. Reading)
Road	1:51 (4/17/04 @ Harrisburg)
Shortest 7-Inning Game Time	1:27 (4/27/04 @ Norwich)
Home	1:38 (4/13/03 vs. Reading)
Road	1:27 (4/27/04 @ Norwich)
Largest Margin of Victory	18-4 (4/20/06 vs. Akron)
Largest Shutout Victory	12-0, twice (last 8/15/08 @ New Hampshire)
Largest Margin of Defeat	17 runs, 19-2 (7/7/09 vs. Erie)
Largest Shutout Defeat	12-0, (8/13/06 @ New Britain)

SINGLE-GAME TEAM BATTING RECORDS

Most Runs	18 (4/20/06 vs. Akron)
Most Runs, Inning	10 (6/5/04 @ Akron)
Most Hits	21 (5/1/01 vs. Harrisburg)
Most Hits, Inning	9 (8/29/03, Game 2, vs. Erie, 1st Inning)
Most Home Runs, Game	5, twice (last 8/19/06 vs. Harrisburg)
Most Home Runs, Inning	3, three times (last 4/14/06 vs. Reading, 8th Inning)
Most Doubles, Game	10 (8/4/09 @ Portland)
Most Triples, Game	3, several times (last 4/5/03 @ Reading)
Most Extra Base Hits, Game	11 (8/4/09 @ Portland)
Most Strikeouts, 9-Inning Game	16 (8/13/08 @ Portland)
Most Strikeouts, All Games	23 (9/4/05 @ Bowie)
Most LOB, 9-Inning Game	15 (8/13/05 @ Reading)
Most LOB, All Games	23 (7/13/00 @ Norwich)

LONGEST HITTING STREAKS, CURVE HISTORY

GAMES	PLAYER	YEAR (DATES)	AVERAGE DURING
21	Kevin Sefcik	2002 (7/3-7/25)	.405 (32-79)
18	Nate McLouth	2004 (5/25-6/12)	.370 (27-73)
18	Adam Hyzdu	1999 (7/22-8/7)	.397 (29-73)
15	Jason Delaney	2008 (6/29-7/13)	.382 (21-55)
15	Chris Duffy	2004 (7/11-7/29)	.406 (28-69)
15	Kevin Sefcik	2002 (7/28-8/12)	.443 (27-61)
15	Shawn Garrett	2002 (4/4-4/21)	.333 (21-63)



SINGLE-GAME TEAM PITCHING RECORDS

Most Runs Allowed	19, two times (last 7/7/09 vs. Erie)
Most Hits Allowed	20, four times (last 8/1/08 vs. Bowie)
Most Home Runs Allowed	5, 4x, (last 8/2/06 @ Harrisburg)
Most Home Runs Allowed, Inning	3 (4/23/01 @ Harrisburg, 8th inning)
Most Strikeouts, 9-Inning Game	15, 3x (last 5/2/08 vs. Erie)
Most Strikeouts, All Games	18 (7/13/00 @ Norwich)
Most Bases on Balls Allowed	10, 6x (last 8/8/09 @ New Hampshire)
Most Extra Base Hits Allowed, 9-Inning Game	9, 4x, (last 8/6/05 vs. Akron)
Most Extra Base Hits Allowed, All Games	14 (7/13/00 @ Norwich)

SINGLE-GAME TEAM FIELDING RECORDS

Most Errors, Game	6, twice (last 5/29/00 vs. Binghamton)
-------------------	----------------------------------------

SINGLE-GAME INDIVIDUAL BATTING RECORDS

Most At-Bats	10, Keith Williams (7/13/00 @ Norwich)
Most Hitless At-Bats	8, Garrett Long (7/13/00 @ Norwich)
Most Runs Scored	4, several times (last Jonel Pacheco, 8/29/08 vs. Reading)
Most Hits	5, 11x, (last Melvin Dorta, 7/11/08 @ Erie)
Most Extra Base Hits	4, J.R. House (6/13/01 @ Bowie)
	4, Craig Wilson (9/4/99 @ Erie)
Most Doubles	3, several times (last Jonel Pacheco, 8/27/09)
Most Triples	2, several times (last Anthony Webster, 6/4/08 vs. New Britain)
Most Home Runs	2, several times (last Pedro Alvarez, 8/27/09 vs. Trenton)
Most Total Bases	14, Craig Wilson (9/4/99 @ Erie)
Most RBI	7, Adam Hyzdu (5/5/00 @ Bowie)
	7, Adam Hyzdu (6/25/99 @ New Britain)
Most Stolen Bases	4, Ray Sadler (7/10/04 @ Portland)
Most Strikeouts	4, several times (last Steve Lerud, 7/29/08 @ Trenton)
Most Bases on Balls	4, several times (last Pedro Alvarez and Jeff Corsaletti, 8/13 vs. Portland)

SINGLE-GAME INDIVIDUAL PITCHING RECORDS

Most Hits Allowed, Starter	13, Landon Jacobsen (6/30/03 @ Norwich)
Most Hits Allowed, Reliever	10, Mike Chaney (8/26/01 @ Akron)
Most Hitless Innings to Begin Game	7.1, Paul Ah Yat (4/25/99 @ Bowie)
Most Strikeouts	13, Tom Gorzelanny (9/9/05 vs. Akron)
Most Strikeouts, Reliever	9, Ron Chiavacci (7/22/06 @ Bowie)
Most Bases on Balls	8, Adrian Burnside (8/7/02 vs. Erie)
Most Wild Pitches	4, Brian O'Connor (5/31/99 @ Norwich)
Most Earned Runs Allowed, Game	13, Rob Mattson (8/8/00 @ Reading)
Most Earned Runs Allowed, Inning	7, Rob Mattson (8/8/00 @ Reading)
Most Innings Pitched, Starter	10.0, Hansel Izquierdo (9/4/05 @ Bowie)

CAREER INDIVIDUAL BATTING RECORDS

Most Games Played	410, Shaun Skrehot (2000-04)
Most Hits	384, Shaun Skrehot (2000-04)
Most Runs Scored	189, Shaun Skrehot (2000-04)
Most Doubles	76, Shaun Skrehot (2000-04)
Most Triples	19, Vic Buttler (2005-07)
Most Home Runs	55, Josh Bonifay (2003-05)
	55, Adam Hyzdu (1999-00)
Most RBI	209, Josh Bonifay (2003-05)
Most Extra-Base Hits	126, Josh Bonifay (2003-05)
Most Stolen Bases	67, Chris Duffy (2003-04, 08)
Most Strikeouts	312, Josh Bonifay (2003-05)

CAREER INDIVIDUAL PITCHING RECORDS

Most Appearances	138, Neal McDade (2001-04)
Most Games Started	83, Mike Connolly (2003-06)
Most Wins	30, Landon Jacobsen (2003-06)
Most Losses	29, Mike Connolly (2003-06)
Most Strikeouts	340, Mike Connolly (2003-06)
Most Bases on Balls	203, Brian O'Connor (1999-00, 02)
Most Saves	29, Matt Peterson (2007)
Most Complete Games	6, Brian O'Connor (1999-00, 02)
Most Shutouts	2, Ian Snell (2003-04)
	2, Stephen Sparks (2000-01)

MONTHLY PITCHING RECORDS

Most Wins, Month	5, Wilson Guzman (June 2000)
Most Saves, Month	5, Sam McConnell (June 2000)
	9, Matt Peterson (June 2007)
	9, Justin Kaye (June 2005)

MISCELLANEOUS HOME RUN RECORDS

Most Home Runs, Home Game	7 (6/19/04 vs. Erie)
Most Consecutive Games with a HR, Curve	10 (April 25-May 5, 2005)
Most Consecutive Games with a HR, Opponents	9 (July 6-16, 2004)
Most Consecutive Games without a HR, Curve	11 (August 4-14, 2006)

TOP SINGLE-GAME PERFORMANCES IN CURVE HISTORY

BATTING

5+ HIT GAMES

Humberto Cota, 8/13/00 @ Bowie (5-for-6)
 Adrian Brown, 5/8/01 vs. Bowie (5-for-5)
 Tony Alvarez, 5/3/02 vs. Bowie (5-for-5)
 Jose Castillo, 5/7/03 @ Akron (5-for-6)
 Jeff Keppinger, 6/16/04 @ Harrisburg (5-for-6)
 Rajai Davis, 7/27/05 vs. Binghamton (5-for-6)
 Brett Roneberg, 5/3/06 @ Erie (5-for-6)
 Jason Delaney, 7/16/07 vs. Bowie (5-for-5)
 Melvin Dorta, 4/18/08 vs. Erie (5-for-5)
 Shelby Ford, 6/8/08 vs. Connecticut (5-for-6)
 Melvin Dorta, 7/11/08 @ Erie (5-for-6)

5+ RBI GAMES

Adam Hyzdu, 5/14/99 vs. Harrisburg (5)
 Garrett Long, 5/29/99 vs. Portland (6)
 Adam Hyzdu, 6/25/99 @ New Britain (7)
 Craig Wilson, 7/4/99 @ Erie (5)
 Kevin Haverbusch, 7/18/99 @ Reading (5)
 Craig Wilson, 9/4/99 @ Erie (6)
 Adam Hyzdu, 5/5/00 @ Bowie (7)
 Adam Hyzdu, 8/7/00 vs. Erie (5)
 Eddy Furniss, 8/10/00 @ Reading (5)
 B.J. Barns, 8/6/01 @ Erie (5)
 J.J. Davis, 7/21/02 vs. Bowie (5)
 Tony Alvarez, 7/24/02 vs. Harrisburg (6)
 Shawn Garrett, 8/9/02 vs. Harrisburg (5)
 Shawn Garrett, 4/21/03 @ Erie (5)
 Chan Perry, 7/18/03 @ Erie (5)
 Ray Sadler, 5/14/04 vs. Akron (5)
 Chris Duffy, 6/5/04 @ Akron (5)
 Josh Bonifay, 6/5/04 @ Akron (6)
 Josh Bonifay, 8/4/04 @ Akron (5)
 Brad Eldred, 8/7/04 vs. Harrisburg (5)
 Brad Eldred, 8/15/04 @ Reading (6)
 Brad Eldred, 4/29/05 vs. Trenton (6)
 Simon Pond, 4/14/06 @ Reading (5)
 Vic Buttler, 5/17/06 vs. Reading (6)
 Brant Ust, 5/24/06 vs. Bowie (5)
 Brett Roneberg, 7/29/06 @ Connecticut (6)
 Steven Pearce, 6/7/07 @ New Britain (5)
 Steven Pearce, 6/13/07 vs. New Britain (5)
 Neil Walker, 6/28/07 vs. Trenton (5)
 Miguel Perez, 6/8/08 vs. Connecticut (5)
 Jamie Romak, 8/15/08 @ New Hampshire (6)
 Shelby Ford, 8/8/09 @ New Hampshire (5)

PITCHING

COMPLETE GAME SHUTOUTS

Bronson Arroyo, 6/8/99 vs. Bowie (11 Hits)
 Stephen Sparks, 6/4/00 @ Harrisburg (4 Hits)
 Sam McConnell, 6/13/00 @ Bowie (5 Hits)
 Wilson Guzman, 6/17/00 @ Akron (2 Hits) [7 inn.]
 Stephen Sparks, 7/7/00 vs. Reading (5 Hits)
 Justin Reid, 7/20/01 vs. New Haven (4 Hits)
 Mike Gonzalez, 8/6/01 @ Harrisburg (6 Hits)
 John Grabow, 6/13/02 vs. Erie (5 Hits)
 Brian O'Connor, 7/23/02 vs. Harrisburg (4 Hits)
 Brad Guy, 8/29/02 @ Erie (3 Hits)
 Sean Burnett, 6/18/03 vs. Trenton (2 Hits)
 Sean Burnett, 8/18/03 vs. Bowie (4 Hits)
 Ian Oquendo, 8/27/03 vs. Reading (3 Hits) [7 inn.]
 Ian Snell, 4/27/04 @ Norwich (3 Hits) [7 inn.]
 Ian Snell, 9/3/04 @ New Britain (5 Hits) [7 inn.]
 Tom Gorzelanny, 6/26/05 vs. New Britain (3 Hits)
 Tom Gorzelanny, 9/9/05 vs. Akron (4 Hits)***
 Landon Jacobsen, 6/22/06 @ Harrisburg (3 Hits) [6 inn.]
 Luis Munoz, 6/28/07 vs. Trenton (5 Hits) [7 inn.]
 Dewon Brazelton, 8/31/07 @ Erie (3 Hits) [7 inn.]
 Brad Lincoln, 5/21/09 @ Bowie (2 Hits)
 Sean Smith, 6/6/09 vs. Akron GM. #2 (4 Hits) [7 inn.]

***Indicates E.L. Playoff Game

NO-HITTERS

A. Burnside, N. McDade, C. Spurling, 4/23/02 vs. Akron

10+ STRIKEOUT GAMES

Paul Ah Yat, 4/25/99 @ Bowie (10)
 Paul Ah Yat, 6/1/99 @ Norwich (11)
 Bronson Arroyo, 7/19/99 vs. Erie (10)
 Joe Beimel, 9/4/00 vs. Akron (11)
 Jason Schmidt, 4/13/01 vs. Erie (10)
 Adrian Burnside, 4/17/02 vs. Erie (11)
 Ben Shaffar, 6/14/02 @ Bowie (10)
 Ian Snell, 5/2/04 vs. Erie (12)
 Ian Snell, 8/12/04 @ New Hampshire (11)
 Ian Snell, 9/3/04 @ New Britain (10)
 Tom Gorzelanny, 8/2/05 @ Erie (10)
 Tom Gorzelanny, 9/9/05 vs. Akron (13)***
 Luis Munoz, 5/7/07 vs. Erie (10)
 Kip Bouknight, 8/30/07 vs. Reading (10)

***Indicates E.L. Playoff Game



BATTING

AVERAGE*

Jeff Keppinger	.338	(2004)
Steven Pearce	.334	(2007)
Nate McLouth	.322	(2004)
Tony Alvarez	.318	(2002)
Adam Hyzdu	.316	(1999)

*Minimum 300 Plate App.

SLUGGING %*

Adam Hyzdu	.612	(1999)
Steven Pearce	.586	(2007)
Josh Bonifay	.556	(2005)
Adam Hyzdu	.554	(2000)
J.J. Davis	.526	(2002)

*Minimum 300 Plate App.

HOME RUNS

Adam Hyzdu	31	(2000)
Josh Bonifay	25	(2005)
Adam Hyzdu	24	(1999)
Jose Bautista	23	(2005)
Carlos Rivera	22	(2002)

GAMES

Adam Hyzdu	142	(2000)
Chris Duffy	137	(2003)
Tike Redman	136	(1999)
Rico Washington	135	(2000)
Rob Mackowiak	134	(2000)

RBI

Adam Hyzdu	106	(2000)
Jose Bautista	90	(2005)
Rob Mackowiak	87	(2000)
Carlos Rivera	84	(2002)
2 Players Tied	78	

RUNS

Adam Hyzdu	96	(2000)
Nate McLouth	93	(2004)
Chris Duffy	84	(2004)
Chris Duffy	84	(2003)
Tike Redman	84	(1999)

HITS

Nate McLouth	166	(2004)
Tony Alvarez	161	(2002)
Rob Mackowiak	156	(2000)
Carlos Rivera	149	(2002)
Adam Hyzdu	149	(2000)

DOUBLES

Nate McLouth	40	(2004)
Adam Hyzdu	39	(2000)
Tony Alvarez	37	(2002)
Rob Mackowiak	33	(2000)
2 Players Tied	32	

EXTRA-BASE HITS

Adam Hyzdu	72	(2000)
Tony Alvarez	53	(2002)
Nate McLouth	52	(2004)
Carlos Rivera	52	(2002)
Adam Hyzdu	52	(1999)

TRIPLES

Vic Buttler	14	(2006)
Tike Redman	12	(1999)
Craig Stansberry	11	(2005)
Shawn Garrett	8	(2002)
Lee Evans	8	(2001)

STRIKEOUTS

Simon Pond	121	(2006)
Lee Evans	116	(2001)
Craig Stansberry	114	(2005)
Josh Bonifay	110	(2005)
Alex Hernandez	110	(1999)

STOLEN BASES

Rajai Davis	45	(2005)
Rich Thompson	45	(2005)
Chris Duffy	34	(2003)
Chris Duffy	32	(2004)
Nate McLouth	31	(2004)

PITCHING

ERA*

Shane Youman	1.51	(2006)
Sam McConnell	1.61	(2000)
Brad Lincoln	2.28	(2009)
Brady Borner	2.08	(2005)
Justin Reid	2.54	(2001)

*Minimum 75 IP

WINNING %*

Yoslan Herrera	.917	(2009)
Sam McConnell	.818	(2000)
Bronson Arroyo	.789	(1999)
Brian O'Connor	.750	(2000)
Neal McDade	.727	(2002)

*Minimum 10 Decisions

APPEARANCES

David Daniels	55	(1999)
Brad Guy	54	(2000)
Justin Kaye	53	(2005)
Jeff Miller	52	(2004)
6 Players Tied	51	

BASES ON BALLS

Brian O'Connor	92	(1999)
Matt Peterson	74	(2005)
Adrian Burnside	67	(2002)
John Grabow	65	(2000)
Brian O'Connor	61	(2000)

INNINGS PITCHED

Landon Jacobsen	162.2	(2003)
Sean Burnett	159.2	(2003)
Landon Jacobsen	154.0	(2006)
Justin Reid	153.2	(2002)
Brian O'Connor	153.1	(1999)

SAVES

Matt Peterson	29	(2007)
Brandon Knight	27	(2006)
Justin Kaye	22	(2005)
Todd Ozias	21	(2003)
Chris Spurling	20	(2002)

WINS

Bronson Arroyo	15	(1999)
Landon Jacobsen	14	(2006)
Sean Burnett	14	(2003)
3 Players Tied	12	

COMPLETE GAMES

Brian O'Connor	4	(2000)
5 Players Tied	3	

LOSSES

Josh Shortslef	13	(2007)
John Grabow	13	(2002)
Four Players Tied at	11	

HOME RUNS ALLOWED

Justin Reid	21	(2002)
Matt Peterson	19	(2005)
Paul Stewart	19	(2005)
3 Players Tied	18	

STRIKEOUTS

Ian Snell	142	(2004)
Tom Gorzelanny	124	(2005)
Adrian Burnside	122	(2002)
John Grabow	109	(2000)
Justin Reid	108	(2002)

SHUTOUTS

Ian Snell	2	(2004)
Steve Sparks	2	(2000)
13 Players Tied	1	



CHRIS DUFFY

The Arizona State University product spent 2003, 2004 and 2008 in a Curve uniform and still ranks among the top-5 single-season records for stolen bases and runs scored. He stole 34 bases in '03 and 32 in '04 which places him in third and fourth place, respectively, on the all-time list for a single season. He made his major league debut with the Pirates in 2005 and hit .341 with a home run and 39 RBI in 39 games.

BATTING

HITS		GAMES PLAYED	
Shaun Skrehot	384 (2000-04)	Shaun Skrehot	410 (2000-04)
Josh Bonifay	311 (2003-05)	Rico Washington	322 (2000-02)
Brett Roneberg	304 (2003, 06-07)	Josh Bonifay	313 (2003-05)
Rico Washington	298 (2000-02)	Brett Roneberg	311 (2003, 06-07)
Jason Delaney	284 (2007-09)	Jason Delaney	299 (2007-09)

HOME RUNS		RUNS SCORED	
Josh Bonifay	55 (2003-05)	Shaun Skrehot	189 (2000-04)
Adam Hyzdu	55 (1999-00)	Chris Duffy	175 (2003-04, 08)
Ray Sadler	41 (2003-06)	Brett Roneberg	161 (2003, 06-07)
Carlos Rivera	32 (2001-02)	Adam Hyzdu	160 (1999-00)
Brad Eldred	30 (2004-05)	Rico Washington	158 (2000-02)

RBI		STOLEN BASES	
Josh Bonifay	209 (2003-05)	Chris Duffy	67 (2003-04, 08)
Adam Hyzdu	184 (1999-00)	Shaun Skrehot	57 (2000-04)
Brett Roneberg	170 (2003, 06-07)	Vic Buttler	49 (2005-07)
Ray Sadler	148 (2003-06)	Rich Thompson	48 (2005-06)
Jason Delaney	143 (2007-09)	Tony Alvarez	46 (2001-02)

DOUBLES		TRIPLES	
Shaun Skrehot	76 (2000-04)	Vic Buttler	18 (2005-07)
Josh Bonifay	68 (2003-05)	Craig Stansberry	14 (2005-06)
Adam Hyzdu	65 (1999-00)	Shaun Skrehot	14 (2000-04)
Brett Roneberg	58 (2003, 06-07)	Shawn Garrett	14 (2002-03)
Carlos Rivera	58 (2001-02)	Chris Duffy	12 (2003-04, 08)

STRIKEOUTS		EXTRA-BASE HITS	
Josh Bonifay	312 (2003-05)	Josh Bonifay	126 (2003-05)
Ray Sadler	247 (2003-06)	Adam Hyzdu	124 (1999-00)
Shaun Skrehot	227 (2000-04)	Ray Sadler	105 (2003-06)
Jason Delaney	219 (2007-09)	Shaun Skrehot	100 (2000-04)
Brandon Chaves	213 (2004-07)	Brett Roneberg	94 (2003, 06-07)

PITCHING

GAMES PITCHED		GAMES STARTED	
Neal McDade	138 (2001-04)	Mike Connolly	83 (2003-06)
Clint Chrysler	118 (2001-03)	John Grabow	70 (2000-03)
Brady Borner	117 (2003-06)	Landon Jacobsen	66 (2003-06)
Matt Peterson	116 (2004-07)	Brian O'Connor	63 (99-00, 02)
Brad Guy	116 (2000-03)	Matt Peterson	50 (2004-07)

WINS		BASES ON BALLS	
Landon Jacobsen	30 (2003-06)	Brian O'Connor	203 (99-00, 02)
Mike Connolly	27 (2003-06)	Matt Peterson	170 (2004-07)
Matt Peterson	24 (2004-07)	John Grabow	170 (2000-03)
John Grabow	24 (2000-03)	Mike Connolly	156 (2003-06)
Brian O'Connor	24 (99-00, 02)	Landon Jacobsen	129 (2003-06)

LOSSES		COMPLETE GAMES	
Mike Connolly	29 (2003-06)	Brian O'Connor	6 (99-00, 02)
John Grabow	26 (2000-03)	Stephen Sparks	4 (2000-01)
Brian O'Connor	24 (99-00, 02)	Sam McConnell	4 (1999-00)
Landon Jacobsen	22 (2003-06)	3 Players Tied	3
Two Players Tied	19		

SAVES		HOME RUNS ALLOWED	
Matt Peterson	29 (2004-07)	Mike Connolly	42 (2003-06)
Brandon Knight	27 (2006)	Matt Peterson	40 (2004-07)
Justin Kaye	22 (2005)	Brady Borner	32 (2003-06)
Todd Ozias	21 (2003)	John Grabow	30 (2000-03)
Chris Spurling	21 (2001-02)	Landon Jacobsen	28 (2003-06)

STRIKEOUTS		SHUTOUTS	
Mike Connolly	340 (2003-06)	Ian Snell	2 (2003-04)
John Grabow	321 (2000-03)	Stephen Sparks	2 (2000-01)
Matt Peterson	255 (2004-07)	15 Players Tied	1
Ben Shaffar	239 (2002-05)		
Brian O'Connor	235 (99-00, 02)		

PIRATES PLAYERS ON INJURY REHAB ASSIGNMENT WITH THE CURVE

PLAYER	YEAR	INJURY
Mark Wilkins (RHP)	1999 (4/16-4/24)	Right Shoulder
Francisco Cordova (RHP)	1999 (5/3-5/8)	Shoulder Inflammation
Jason Christiansen (LHP)	1999 (5/22-5/25)	Strained Neck
Turner Ward (OF)	1999 (6/23-6/24)	Right Knee
Javier Martinez (RHP)	1999 (6/28-7/26)	Torn Arm Ligament
Ivan Cruz (1B)	1999 (7/22-7/25)	Strained Right Elbow
Rich Loiselle (RHP)	2000 (4/26-5/21)	Right Elbow Surgery
Adrian Brown (OF)	2000 (7/2-7/3)	Strained Left Hamstring
Brad Clontz (RHP)	2000 (8/25-9/4)	Right Elbow
Jason Schmidt (RHP)	2001 (4/13-4/30)	Right Shoulder & Elbow
Francisco Cordova (RHP)	2001 (4/28)	Right Elbow
Adrian Brown (OF)	2001 (5/7-5/13)	Right Shoulder
Terry Mulholland (LHP)	2001 (7/27-7/28)	Broken Index Finger
Jose Silva (RHP)	2001 (8/31-9/2)	Broken Right Leg
Kris Benson (RHP)	2002 (5/7)	Right Elbow
Armando Rios (OF)	2002 (6/9)	Left Knee Contusion
Ryan Vogelsong (RHP)	2002 (7/23-8/2)	Right Elbow
Sean Casey (1B)	2006 (5/26-5/28)	Lower Back Fracture
Kip Wells (RHP)	2006 (6/15)	Blocked Artery, Right Shoulder
John Van Benschoten (RHP)	2006 (8/14)	Right Shoulder
Ryan Doumit (C)	2006 (8/20-8/22)	Torn Left Hamstring
Jack Wilson (SS)	2008 (5/20-5/26)	Right Calf
Ryan Doumit (C)	2008 (6/3-6/5)	Left Thumb Fracture
Chris Duffy (CF)	2008 (6/15-7/3)	Left Shoulder Surgery
Matt Capps (RHP)	2008 (8/12-8/15)	Right Shoulder
Phil Dumatrait (LHP)	2009 (7/30-7/31)	Left Shoulder
Donnie Veal (LHP)	2009 (8/19-9/7)	Sprained Left Index Finger



CURVE OPENING DAY STARTING LINEUPS



1999 OPENING DAY April 9 at Reading [L, 6-2]

Tike Redman	CF
Chris Wimmer	2B
Alex Hernandez	RF
Ron Wright	1B
Kevin Haverbusch	3B
Mel Rosario	C
Garrett Long	LF
Luis Figueroa	SS
Paul Ah Yat	P

1999 HOME OPENER April 15 vs. Bowie [W, 6-1]

Tike Redman	CF
Chris Wimmer	2B
Alex Hernandez	RF
Ron Wright	1B
Kevin Haverbusch	3B
Craig Wilson	DH
Mel Rosario	C
Garrett Long	LF
Luis Figueroa	SS

2000 OPENING DAY April 7 vs. Harrisburg [W, 7-3]

Rob Mackowiak	RF
Rico Washington	2B
Adam Hyzdu	LF
Alex Hernandez	CF
Kevin Haverbusch	3B
Eddy Furniss	1B
Humberto Cota	C
Luis Figueroa	SS
Brian O'Connor	P

2001 OPENING DAY April 6 at Erie [L, 7-2]

Jayson Bass	LF
Richard Paz	2B
J.R. House	C
Darren Burton	CF
Rico Washington	3B
J.J. Davis	RF
Dan Meier	DH
Lee Evans	1B
Shaun Skrehot	SS
John Grabow	P

2002 OPENING DAY April 4 vs. Harrisburg [W, 7-5]

Shaun Skrehot	SS
Tony Alvarez	CF
Rico Washington	3B
Shawn Garrett	LF
J.R. House	C
Carlos Rivera	1B
J.J. Davis	RF
Victor Rodriguez	2B
Justin Reid	P

2003 OPENING DAY April 3 at Reading [L, 8-7]

Chris Duffy	CF
Jose Castillo	SS
Brett Roneberg	1B
Josh Bonifay	LF
Shawn Garrett	RF
Kevin Nicholson	2B
Chris Heintz	C
Joe Caruso	3B
Ben Shaffar	P

2004 OPENING DAY April 8 vs. Portland [W, 3-2]

Chris Duffy	CF
Nate McLouth	RF
Kevin Nicholson	3B
Ray Navarrete	1B
Ronny Paulino	C
Ray Sadler	DH
Gary Thomas	LF
Jeff Keppinger	2B
Brandon Chaves	SS
Ian Snell	P

2005 OPENING DAY April 7 at Reading [L, 5-4]

Rajai Davis	CF
Jorge Cortes	RF
Jose Bautista	3B
Brad Eldred	1B
Ronny Paulino	C
Scott Neuberger	LF
Victor Mercedes	2B
Brandon Chaves	SS
Mike Connolly	P

2006 OPENING DAY April 6 vs. Trenton [W, 4-3]

Rich Thompson	CF
Craig Stansberry	2B
Rafael Alvarez	DH
Travis Chapman	3B
Simon Pond	1B
Adam Boeve	RF
Vic Buttler	LF
Javier Guzman	SS
Carlos Maldonado	C
Mike Connolly	P

2007 OPENING DAY April 9 at Akron [L, 5-4]

Andrew McCutchen	CF
Vic Buttler	LF
Neil Walker	3B
Randy Ruiz	DH
Adam Boeve	RF
Brett Roneberg	1B
Javier Guzman	2B
Brandon Chaves	SS
Milver Reyes	C
Josh Shortslef	P

2008 OPENING DAY April 3 vs. Reading [L, 8-3]

James Boone	CF
Shelby Ford	2B
Jonel Pacheco	LF
Brad Corley	RF
Jason Delaney	1B
Luis Cruz	SS
Melvin Dorta	3B
Miguel Perez	C
Kyle Bloom	P

2009 OPENING DAY April 8 at Erie [L, 8-7]

Brian Friday	SS
Jim Negrych	2B
Jose Tabata	CF
Jonel Pacheco	LF
Jamie Romak	1B
Steve Lerud	C
Brad Corley	RF
Pedro Lopez	DH
Angel Gonzalez	3B
Tony Watson	P

ALL-TIME CURVE OPENING DAY STARTING PITCHERS

YEAR	PLAYER	OPPONENT	DEC.	FINAL LINE
1999	Paul Ah Yat	@ Reading	ND	1.0 IP, 0 H, 0 R, 0 ER, 0 BB, 1 SO*
2000	Brian O'Connor	HARRISBURG	W	5.0 IP, 2 H, 0 R, 0 ER, 4 BB, 4 SO
2001	John Grabow	@ Erie	L	5.1 IP, 4 H, 4 R, 3 ER, 2 BB, 4 SO
2002	Justin Reid	HARRISBURG	ND	3.2 IP, 5 H, 2 R, 2 ER, 0 BB, 4 SO
2003	Ben Shaffar	@ Reading	ND	4.1 IP, 5 H, 5 R, 1 ER, 0 BB, 4 SO
2004	Ian Snell	PORTLAND	W	5.0 IP, 4 H, 0 R, 0 ER, 1 BB, 6 SO
2005	Mike Connolly	@ Reading	L	0.0 IP, 0 H, 1 R, 1 ER, 1 BB, 0 SO#
2006	Mike Connolly	TRENTON	ND	5.0 IP, 4 H, 1 R, 1 ER, 1 BB, 7 SO
2007	Josh Shortslef	@ Akron	L	4.0 IP, 5 H, 3 R, 2 ER, 1 BB, 8 SO
2008	Kyle Bloom	READING	L	3.2 IP, 5 H, 6 R, 6 ER, 3 BB, 2 SO
2009	Tony Watson	@ Erie	L	3.2 IP, 3 H, 5 R, 5 ER, 4 BB, 2 SO

*Left game after one inning because game was suspended by rain

#Left game after facing one batter because game was suspended by rain

1999 ALTOONA CURVE (67-73)

ORGANIZATION

2010 CURVE

HISTORY & RECORDS

EASTERN LEAGUE

PITTSBURGH PIRATES

GENERAL INFO

PLAYER	AVG	G	AB	R	H	2B	3B	HR	RBI	BB	SO	SB	CS	
Ah Yat, Paul	.100	16	10	0	1	0	0	0	1	4	6	0	0	
Arroyo, Bronson	.286	26	21	2	6	1	0	0	2	1	8	0	0	
Asche, Mike	.412	7	17	3	7	2	0	0	3	1	3	1	1	
Baron, Jim	.071	29	14	0	1	0	0	0	0	0	4	0	0	
Bieser, Steve	.209	40	148	24	31	5	2	4	23	21	32	3	4	
Brown, Alvin	.000	7	4	1	0	0	0	0	1	0	2	0	0	
Bryant, Matt	.250	12	24	1	6	0	0	0	1	2	7	0	0	
Cruz, Ivan	.154	3	13	1	2	1	0	0	3	1	8	0	0	
Daniels, David	.000	55	2	0	0	0	0	0	0	0	0	0	0	
Davis, Kane	.182	16	11	0	2	1	0	0	1	0	5	0	0	
DeHaan, Kory	.268	47	190	26	51	13	2	3	24	11	46	14	6	
Duff, Matt	.000	44	3	0	0	0	0	0	0	0	2	0	0	
Dunbar, Matt	.000	49	4	0	0	0	0	0	0	0	4	0	0	
Dunn, Todd	.167	8	30	0	5	2	0	0	2	2	10	0	1	
Figueroa, Luis	.263	131	418	61	110	15	5	3	50	52	44	9	9	
France, Aaron	.167	33	6	1	1	0	0	1	1	1	5	0	0	
Giard, Ken	.000	38	2	0	0	0	0	0	0	0	0	0	0	
Gonzalez, Mike	.000	7	2	0	0	0	0	0	0	0	0	0	0	
Haad, Yamid	.182	43	137	20	25	3	0	6	10	19	32	7	3	
Haverbusch, Kevin	.286	93	332	57	95	22	2	14	61	12	60	6	4	
Hernandez, Alex	.257	126	475	76	122	26	3	15	63	54	110	11	8	
Hyzdu, Adam	.316	91	345	64	109	26	2	24	78	40	62	8	4	
Iglesias, Luis	.281	31	89	13	25	6	0	6	16	14	26	0	1	
Jorgensen, Tim	.130	7	23	1	3	1	0	0	2	0	6	0	0	
Long, Garrett	.245	109	355	61	87	12	4	18	56	63	100	6	6	
Lorenzana, Luis	.216	34	74	9	16	2	1	2	8	14	17	0	0	
Mackowiak, Rob	.262	53	195	21	51	15	3	3	27	8	34	0	2	
McConnell, Sam	.250	13	4	0	1	0	0	0	1	1	1	0	0	
O'Connor, Brian	.125	28	16	0	2	1	0	0	0	0	8	0	1	
Patzke, Jeff	.298	53	198	31	59	12	1	2	25	33	45	4	2	
Pena, Alex	.500	9	2	1	1	0	0	1	2	0	0	0	0	
Redman, Tike	.269	136	532	84	143	20	12	3	60	52	52	29	16	
Robertson, Mike	.280	46	175	31	49	12	0	9	28	24	26	0	3	
Rosario, Melvin	.241	26	87	11	21	9	0	1	11	6	15	0	0	
Runion, Tony	.000	32	1	0	0	0	0	0	0	0	1	0	0	
Secrist, Reed	.168	36	95	9	16	5	0	0	10	13	23	0	0	
Sweet, Jon	.257	37	105	15	27	5	1	2	13	11	15	0	1	
Ward, Turner	.000	1	3	1	0	0	0	0	0	2	2	0	0	
Wehner, John	.167	4	12	2	2	0	0	0	2	0	0	1	1	
Wilson, Craig	.268	111	362	57	97	21	3	20	69	40	104	1	3	
Wimmer, Chris	.252	27	107	9	27	5	2	1	6	8	12	5	2	
Wright, Ron	.213	24	80	2	17	6	0	0	4	9	27	0	0	
TOTALS	.258	140	4723	695	1218	249	43	138	664	519	964	105	78	
PLAYER	W-L	ERA	G	GS	CG	SHO	SV	IP	H	R	ER	HR	BB	SO
Ah Yat, Paul	8-4	3.02	16	15	0	0	0	95.1	86	41	32	6	30	90
Arroyo, Bronson	15-4	3.65	25	25	2	1	0	153.0	167	73	62	15	58	100
Ayers, Mike	0-0	1.59	11	0	0	0	0	17.0	10	4	3	1	11	16
Baron, Jim	9-9	3.97	29	20	0	0	0	145.0	141	73	64	13	44	75
Beltran, Alonso	0-2	9.00	13	0	0	0	1	18.0	27	18	18	2	9	18
Brown, Alvin	4-1	6.49	7	6	0	0	0	26.1	29	22	19	0	17	15
Burgos, Enrique	0-1	2.25	5	0	0	0	0	4.0	1	1	1	0	3	2
Christiansen, Jason	0-0	0.00	2	1	0	0	0	3.0	1	0	0	0	1	2
Cordova, Francisco	1-1	4.66	2	2	0	0	0	9.2	13	8	5	0	4	12
Daniels, David	2-2	2.67	55	0	0	0	8	67.1	55	21	20	6	19	63
Davis, Kane	4-6	3.78	16	16	0	0	0	95.1	97	51	40	5	41	53
Donnelly, Brendan	0-0	7.71	2	0	0	0	1	2.1	4	2	2	0	2	0
Dougherty, Tony	0-0	7.47	9	0	0	0	0	15.2	29	19	13	3	7	6
Duff, Matt	2-4	2.81	44	0	0	0	12	57.2	43	19	18	5	35	59
Dunbar, Matt	3-5	3.42	49	0	0	0	2	47.1	35	19	18	2	23	35
France, Aaron	4-5	3.67	33	11	0	0	0	95.2	79	50	39	8	48	70
Garcia, Al	0-0	4.50	2	0	0	0	0	4.0	6	4	2	0	3	1
Giard, Ken	2-2	1.71	38	0	0	0	6	42.0	34	12	8	1	25	48
Gonzalez, Mike	2-3	8.10	7	5	0	0	0	26.2	34	25	24	4	19	31
Long, Joey	0-0	5.91	8	0	0	0	0	10.2	16	8	7	3	4	5
Martinez, Javier	0-0	6.10	10	0	0	0	0	10.1	11	8	7	1	14	16
Mathews, Del	1-1	6.00	9	0	0	0	0	12.0	21	15	8	2	6	8
McConnell, Sam	1-7	6.64	13	12	1	0	0	62.1	82	52	46	7	33	40
O'Connor, Brian	7-11	4.70	28	27	1	0	0	153.1	152	98	80	10	92	106
Pena, Alex	1-0	3.86	9	0	0	0	0	21.0	22	12	9	2	9	20
Runion, Tony	1-4	3.59	31	0	0	0	2	42.2	52	23	17	3	9	39
Secrist, Reed	0-0	0.00	1	0	0	0	0	1.0	1	0	0	0	0	0
Wilkins, Marc	0-1	1.50	4	0	0	0	0	6.0	4	2	1	0	4	5
TOTALS	67-73	4.07	140	140	4	5	32	1244.2	1252	680	563	99	570	935



2000 ALTOONA CURVE (74-68)

PLAYER	AVG	G	AB	R	H	2B	3B	HR	RBI	BB	SO	SB	CS
Alvarado, Carolos	.000	16	2	0	0	0	0	0	0	0	2	0	0
Ayers, Mike	.000	38	1	0	0	0	0	0	0	0	0	0	0
Bass, Jayson	.244	19	45	7	11	0	1	0	5	5	8	3	0
Beimel, Joe	.250	10	8	3	2	1	0	0	0	1	4	0	0
Brown, Adrian	.000	2	5	1	0	0	0	0	0	3	1	0	0
Burton, Darren	.328	63	229	44	75	8	2	5	33	23	42	3	0
Carrasco, D.J.	.000	9	2	0	0	0	0	0	0	0	1	0	0
Cota, Humberto	.261	112	429	49	112	20	1	8	44	21	80	6	4
Duff, Matt	.400	48	5	0	2	0	0	0	0	0	1	0	0
Evans, Lee	.237	32	118	18	28	4	1	1	8	14	28	1	1
Figueroa, Luis	.284	94	342	45	97	10	4	1	28	37	32	14	5
France, Aaron	.100	23	10	1	1	0	0	0	0	1	6	0	0
Furniss, Wilburn	.239	121	348	50	83	16	1	11	52	68	82	4	4
Grabow, John	.111	24	18	1	2	0	0	0	1	0	7	0	0
Guy, Brad	.000	55	3	0	0	0	0	0	0	0	1	0	0
Guzman, Wilson	.000	18	12	2	0	0	0	0	0	1	6	0	0
Haad, Yamid	.197	59	183	24	36	7	0	4	13	18	44	1	1
Haverbusch, Kevin	.279	43	140	23	39	3	1	5	21	11	15	2	2
Hernandez, Alex	.337	50	199	28	67	16	1	4	34	13	42	1	2
Hyzd, Adam	.290	142	514	96	149	39	2	31	106	94	102	3	7
Lankford, Derrick	.293	96	314	41	92	16	2	10	40	47	60	4	1
Long, Garrett	.230	42	122	18	28	8	0	4	18	17	33	0	1
Lorenzana, Luis	.157	24	51	7	8	2	0	0	2	4	15	0	0
Mackowiak, Rob	.297	134	526	82	156	33	4	13	87	22	96	18	5
Manzueta, Roberto	.000	8	4	0	0	0	0	0	0	0	2	0	0
Martin, Jeff	1.000	17	1	1	1	0	0	0	0	0	0	0	0
Mattson, Rob	.000	7	7	0	0	0	0	0	0	0	3	0	0
McConnell, Sam	.125	20	8	0	1	0	0	0	1	1	4	0	0
O'Connor, Brian	.214	22	14	1	3	1	0	0	5	1	4	0	0
Padua, Geraldo	.000	9	2	0	0	0	0	0	0	0	1	0	0
Patterson, Jarrod	.139	11	36	1	5	1	0	0	4	3	11	0	0
Pickford, Kevin	.286	10	7	0	2	0	0	0	0	1	1	0	0
Pointer, Corey	.154	19	39	6	6	1	1	0	4	7	18	0	0
Rosegren, John	.000	22	1	0	0	0	0	0	0	0	1	0	0
Sanders, Tracy	.184	26	76	11	14	4	0	4	12	12	29	0	0
Skrehot, Shaun	.228	57	158	14	36	4	1	0	9	16	32	7	2
Smith, Brian	.000	22	1	0	0	0	0	0	0	0	0	0	0
Sparks, Steve	.250	24	20	3	5	2	0	0	2	0	6	0	0
Washington, Rico	.258	135	503	74	130	22	7	8	59	55	74	4	9
Williams, Keith	.256	36	121	14	31	5	0	3	17	16	29	3	1
Wilson, Jack	.252	33	139	17	35	7	2	1	16	14	17	1	3
Wimberly, Larry	.000	10	1	0	0	0	0	0	0	1	1	0	0
TOTALS	.264	142	4764	682	1257	230	31	113	621	527	941	75	48

PLAYER	W-L	ERA	G	GS	CG	SHO	SV	IP	H	R	ER	HR	BB	SO
Alvarado, Carlos	3-0	4.11	16	1	0	0	1	30.2	31	16	14	2	18	27
Anderson, Jimmy	1-0	0.00	1	1	1	0	0	9.0	7	1	0	0	1	6
Ayers, Mike	3-2	3.24	38	0	0	0	1	58.1	47	30	21	2	29	49
Beimel, Joe	1-6	4.16	10	10	1	0	0	62.2	72	38	29	8	21	28
Burton, Darren	0-0	0.00	1	0	0	0	0	1.0	0	0	0	0	0	0
Carrasco, D.J.	1-1	8.36	9	0	0	0	0	14.0	16	14	13	0	13	10
Clontz, Brad	0-0	1.93	4	0	0	0	0	4.2	4	2	1	0	1	4
Duff, Matt	0-4	3.93	47	0	0	0	6	55.0	50	31	24	1	36	61
France, Aaron	5-2	3.44	22	12	0	0	0	81.0	83	41	31	4	27	57
Grabow, John	8-7	4.33	24	24	1	0	0	145.1	145	81	70	10	65	109
Guy, Brad	4-6	3.53	54	1	0	0	7	81.2	82	35	32	3	25	37
Guzman, Wilson	10-4	3.02	18	18	3	1	0	119.1	99	49	40	6	45	77
Lankford, Derrick	0-0	0.00	2	0	0	0	0	4.0	2	0	0	0	4	2
Loiselle, Rich	0-1	5.27	13	0	0	0	2	13.2	17	9	8	1	6	18
Manzueta, Roberto	0-1	5.06	8	2	0	0	0	21.1	26	16	12	0	13	14
Martin, Jeff	0-2	4.64	17	0	0	0	0	21.1	28	16	11	2	15	16
Mattson, Rob	1-1	6.32	7	6	0	0	0	37.0	48	33	26	4	16	19
McConnell, Sam	9-2	1.61	20	13	3	1	0	106.0	83	24	19	3	26	61
O'Connor, Brian	12-4	3.76	22	22	4	0	0	129.1	120	69	54	4	61	76
Osteen, Gavin	0-0	0.00	1	0	0	0	0	1.2	1	0	0	0	2	2
Padua, Geraldo	1-6	6.97	9	9	0	0	0	41.1	59	42	32	3	20	31
Pickford, Kevin	0-5	9.97	10	4	0	0	0	21.2	38	29	24	2	14	9
Rosengren, John	2-1	7.17	22	0	0	0	3	21.1	17	17	17	1	21	24
Sak, Jim	0-1	10.80	7	0	0	0	0	5.0	2	9	6	1	13	5
Smith, Brian	3-4	0.99	22	0	0	0	12	27.1	14	6	3	0	8	23
Sparks, Steve	6-7	4.77	23	17	3	2	0	109.1	103	66	58	6	54	66
Wimberly, Larry	4-1	6.86	10	2	0	0	0	21.0	29	22	16	4	11	25
TOTALS	74-68	4.06	142	142	16	8	32	1244.0	1223	696	561	67	565	856

2001 ALTOONA CURVE (63-79)

ORGANIZATION

2010 CURVE

HISTORY & RECORDS

EASTERN LEAGUE

PITTSBURGH PIRATES

GENERAL INFO

PLAYER	AVG	G	AB	R	H	2B	3B	HR	RBI	BB	SO	SB	CS
Alvarado, Carlos	.091	26	11			0	0	0	0	2	0	0	0
Alvarez, Tony	.319	67	254	34	81	16	2	6	25	9	30	17	11
Barns, B.J.	.220	30	109	12	24	6	1	6	15	7	37	3	1
Bass, Jayson	.235	67	170	18	40	14	3	0	13	10	47	9	5
Bennett, Jeff	.000	1	2	0	0	0	0	0	0	0	0	0	0
Brown, Adrian	.333	7	30	7	10	1	1	0	1	7	1	0	2
Bruce, Mo	.118	10	34	4	4	1	0	0	2	4	11	0	0
Burnside, Adrian	-	6	0	0	0	0	0	0	0	0	0	0	0
Burton, Darren	.288	85	299	36	86	15	2	7	32	23	62	5	0
Camp, Shawn	.400	8	5	2	2	0	0	0	1	2	0	0	0
Carrasco, D.J.	.000	27	3	0	0	0	0	0	0	0	0	0	0
Davis, J.J.	.250	67	228	21	57	13	3	4	26	21	79	2	5
Diorio, Mike	.000	19	2	1	0	0	0	0	0	2	2	0	0
Doumit, Ryan	.250	2	4	0	0	0	0	0	2	1	0	0	0
Evans, Lee	.248	118	428	53	106	21	8	11	48	37	116	12	5
France, Aaron	.250	7	4	0	1	0	0	0	1	0	0	0	0
Galvez, Randy	.188	15	16	2	3	0	0	1	1	0	9	0	0
Gonzalez, Mike	.000	14	11	0	0	0	0	0	0	0	6	0	0
Grabow, John	.200	10	5	0	0	0	0	0	0	1	3	0	0
Green, Scarborough	.253	27	91	10	23	0	0	0	6	6	19	10	0
Guy, Brad	.000	29	3	0	0	0	0	0	0	0	3	0	0
Haad, Yajid	.000	1	3	0	0	0	0	0	0	0	0	0	0
Haverbusch, Kevin	.261	43	153	17	40	10	2	2	19	5	23	0	2
House, J.R.	.258	112	426	51	110	25	1	11	56	37	103	1	1
Langston, Jay	.282	28	103	29	29	3	1	0	7	2	22	0	1
Lankford, Derrick	.158	6	19	2	3	1	1	0	2	1	6	0	0
Lopez, Jose	.000	6	4	0	0	0	0	0	0	0	0	0	0
Mann, Derek	.000	1	3	0	0	0	0	0	0	0	1	0	0
Martin, Justin	.329	63	161	20	53	7	0	0	13	14	21	16	6
McDade, Neal	.000	19	7	0	0	0	0	0	0	0	3	0	0
Meier, Dan	.256	97	312	43	80	14	4	13	38	45	80	1	1
Monahan, Shane	.296	21	71	9	21	6	1	2	10	4	12	1	2
Padua, Geraldo	.000	10	1	0	0	0	0	0	0	0	0	0	0
Pavlovich, Tony	.000	31	3	0	0	0	0	0	0	0	0	0	0
Paz, Richard	.238	85	248	30	59	15	1	4	30	52	55	7	2
Petersen, Chris	.210	38	100	7	21	6	0	0	11	17	20	1	6
Reid, Justin	.214	17	14	3	3	1	0	0	0	5	0	0	0
Rivera, Carlos	.234	111	389	44	91	30	0	10	50	13	71	0	2
Schmidt, Jason	1.000	3	1	0	1	1	0	0	0	0	0	0	0
Secrist, Reed	.071	4	14	0	1	0	0	0	1	0	6	0	0
Skrehot, Shaun	.267	117	468	61	125	30	6	6	45	30	63	24	15
Smith, Brian	.000	2	1	0	0	0	0	0	0	0	1	0	0
Spurling, Chris	.231	34	13	1	3	2	0	0	0	0	6	0	0
Stoner, Mike	.252	42	135	15	34	7	1	3	21	2	21	0	3
Washington, Rico	.302	75	291	31	88	17	0	4	29	21	49	5	5
Wehner, John	.228	25	92	10	21	3	0	0	8	3	11	4	0
Williams, David	.000	9	10	0	0	0	0	0	0	0	7	0	0
Wimberly, Larry	.208	24	5	0	1	0	0	0	0	3	0	0	0
TOTALS	.258	142	4760	557	1226	267	38	91	514	376	1027	120	78

PLAYER	W-L	ERA	G	GS	CG	SHO	SV	IP	H	R	ER	HR	BB	SO
Alvarado, Carlos	5-7	3.36	26	0	0	0	0	83.0	74	46	31	6	29	73
Ayers, Mike	1-1	2.25	7	0	0	0	0	8.0	8	2	2	0	3	6
Bennett, Jeff	0-1	3.86	1	0	0	0	0	7.0	9	3	3	0	2	6
Burnside, Adrian	0-2	3.62	6	0	0	0	0	32.1	28	15	13	3	14	32
Burton, Darren	0-0	18.00	1	0	0	0	0	1.0	3	2	2	0	1	2
Camp, Shawn	4-0	4.24	8	3	0	0	0	23.1	25	14	11	3	8	19
Carrasco, D.J.	2-2	4.14	27	1	0	0	1	37.0	34	22	17	2	25	35
Chaney, Mike	0-0	6.75	4	0	0	0	0	9.1	18	7	7	1	2	2
Chrysler, Clint	4-3	3.28	51	0	0	0	3	49.1	52	24	18	3	12	31
Cordova, Francisco	0-0	4.15	1	0	0	0	0	4.1	6	2	2	0	1	4
Diorio, Mike	1-4	7.91	18	0	0	0	0	33.0	40	34	29	5	19	14
Donaldson, Bo	3-1	3.10	17	0	0	0	5	20.1	12	7	7	2	7	22
France, Aaron	1-2	5.68	7	5	0	0	0	25.1	36	19	16	4	10	17
Galvez, Randy	5-6	3.45	15	15	0	0	0	86.0	93	40	33	3	22	45
Garcia, Mike	2-0	0.45	18	0	0	0	4	20.0	15	1	1	0	4	15
Gonzalez, Mike	5-4	3.71	14	14	1	1	0	87.1	81	38	36	5	36	66
Grabow, John	2-5	3.38	10	10	0	0	0	50.2	30	23	19	1	39	42
Guy, Brad	3-4	4.03	28	4	0	0	4	51.1	59	32	23	3	17	30
Lopez, Jose	1-2	4.83	6	5	0	0	0	31.2	38	20	17	3	11	23
Manzueta, Roberto	1-1	5.40	12	0	0	0	0	20.0	19	13	12	0	11	14
McDade, Neal	2-5	4.05	19	9	0	0	0	73.1	85	38	33	3	24	55
Mulholland, Terry	0-2	3.86	2	2	0	0	0	2.1	5	3	3	0	1	3
Padua, Geraldo	0-1	9.69	10	0	0	0	0	13.0	17	14	14	5	6	10
Pavlovich, Tony	0-3	2.98	31	0	0	0	12	42.1	38	15	14	0	13	26
Paz, Rich	1-0	0.00	1	0	0	0	0	1.0	0	0	0	0	1	0
Phillips, Jason	0-1	10.00	6	1	0	0	0	9.0	18	11	10	0	4	4
Reid, Justin	5-5	2.54	17	16	1	1	0	110.0	104	38	31	5	14	70
Rodriguez, Frank	0-0	4.82	7	0	0	0	0	9.1	9	6	5	0	8	5
Schmidt, Jason	0-1	0.96	3	3	0	0	0	9.1	7	1	1	0	1	17
Silva, Jose	0-0	0.00	2	0	0	0	0	1.1	2	0	0	0	1	2
Smith, Brian	1-0	0.00	2	0	0	0	0	4.1	3	0	0	0	0	3
Sparks, Steve	1-4	3.76	6	6	1	0	0	38.1	31	19	16	2	25	32
Spurling, Chris	5-7	3.11	34	15	0	0	1	121.2	133	48	42	9	28	63
Wehner, John	0-1	11.57	2	0	0	0	0	2.1	5	3	3	0	1	2
Williams, David	5-2	2.61	9	8	1	0	0	58.2	45	17	17	8	12	39
Wimberly, Larry	3-2	4.17	24	7	0	0	0	69.0	75	36	32	7	18	43
TOTALS	63-79	3.73	142	142	4	8	30	1245.2	1257	613	516	83	430	872



2002 ALTOONA CURVE (72-69)


PLAYER	AVG	G	AB	R	H	2B	3B	HR	RBI	BB	SO	SB	CS
Alvarez, Tony	.318	125	507	79	161	37	1	15	59	27	71	29	18
Benson, Kris	.000	1	2	0	0	0	0	0	0	0	2	0	0
Brown, Jason	.170	18	47	3	8	5	0	0	5	5	21	0	0
Burnside, Adrian	.238	33	21	2	5	0	1	0	3	0	7	0	0
Caruso, Joe	.250	47	148	19	37	5	2	3	20	8	16	3	3
Chrysler, Clint	.667	51	3	0	2	0	0	0	0	0	0	0	0
Davis, J.J.	.287	101	348	51	100	17	3	20	62	33	101	7	4
Derossa, Tony	.192	72	182	22	35	5	4	8	33	27	48	2	0
Garrett, Shawn	.290	131	489	71	142	24	8	11	73	33	88	19	6
Gonzalez, Mike	.357	16	14	1	5	0	0	0	1	0	4	0	0
Grabow, John	.133	28	15	2	2	0	1	0	1	2	4	0	0
Guy, Brad	.000	26	4	0	0	0	0	0	0	0	2	0	0
Haverbusch, Kevin	.292	35	130	18	38	7	0	5	16	4	21	4	2
House, J.R.	.264	30	91	9	24	6	0	2	11	13	21	0	0
King, Brad	.264	45	129	28	34	4	0	3	12	30	24	1	1
Lemonis, Chris	.000	6	17	1	0	0	0	0	0	2	1	1	0
Lopez, Jose	.250	11	4	1	1	0	0	0	0	0	1	0	0
McDade, Neal	.000	49	6	0	0	0	0	0	0	1	3	0	0
Meadows, Randy	.126	48	111	16	14	2	0	2	8	6	29	2	1
Meier, Dan	.245	78	237	27	58	10	2	6	33	23	66	2	3
Montgomery, Matt	-	44	0	0	0	0	0	0	0	0	0	0	0
O'Connor, Brian	.250	24	8	0	2	0	0	0	0	2	1	0	0
Pachot, John	.262	94	321	31	84	29	0	3	44	6	31	1	0
Reid, Justin	.182	25	22	2	4	0	1	0	1	0	8	0	0
Rios, Armando	.000	1	2	0	0	0	0	0	0	1	0	0	0
Rivera, Carlos	.302	128	494	67	149	28	2	22	84	27	75	1	1
Rodriguez, Victor	.293	61	188	29	55	6	0	3	20	9	20	3	0
Sefcik, Kevin	.308	126	467	69	144	32	2	2	51	44	42	12	8
Shaffar, Ben	.000	18	9	0	0	0	0	0	0	0	7	0	0
Skrehot, Shaun	.240	80	312	40	75	15	3	2	25	23	60	9	4
Spurling, Chris	.250	52	4	0	1	1	0	0	0	0	3	0	0
Vogelsong, Ryan	.200	8	5	1	1	0	0	0	0	0	1	0	0
Washington, Rico	.223	112	359	53	80	11	3	8	34	60	66	3	4
Weichard, Paul	.000	1	1	0	0	0	0	0	0	0	1	0	0
Wimberly, Larry	.000	26	6	0	0	0	0	0	0	0	4	0	0
TOTALS	.268	141	4703	642	1261	244	33	115	596	386	849	99	55

PLAYER	W-L	ERA	G	GS	CG	SHO	SV	IP	H	R	ER	HR	BB	SO
Benson, Kris	1-0	1.29	1	1	0	0	0	7.0	5	1	1	1	0	7
Burnside, Adrian	6-9	4.55	32	23	0	0	0	130.2	120	70	66	18	67	122
Chrysler, Clint	3-2	3.97	51	0	0	0	3	56.2	55	29	25	7	21	26
Deschenes, Marc	0-0	3.00	3	0	0	0	3	3.0	3	1	1	0	0	4
Dougherty, Jim	1-1	5.06	7	0	0	0	0	10.2	13	6	6	1	7	5
Gonzalez, Mike	8-4	3.80	16	16	0	0	0	85.1	77	38	36	4	47	82
Grabow, John	8-13	5.47	28	27	1	1	0	146.1	181	94	89	10	47	97
Gravelle, Nick	0-0	18.00	1	0	0	0	0	1.0	3	2	2	1	0	0
Guy, Brad	3-2	3.17	26	5	1	1	1	76.2	87	31	27	7	16	40
Looney, Brian	0-0	1.17	4	0	0	0	0	7.2	5	1	1	1	1	3
Lopez, Jose	0-2	6.75	10	4	0	0	0	21.1	30	20	16	2	7	8
McDade, Neal	8-3	3.91	49	0	0	0	3	78.1	85	36	34	11	16	51
Meadows, Randy	0-0	0.00	1	0	0	0	0	1.1	2	0	0	0	0	0
Montgomery, Matt	3-0	4.21	44	0	0	0	3	66.1	62	32	31	3	26	50
O'Connor, Brian	5-7	5.06	24	14	1	1	0	85.1	86	50	48	6	50	53
Palma, Rick	1-1	1.80	10	0	0	0	0	10.0	12	2	2	0	3	10
Pavlovich, Tony	0-0	13.50	1	0	0	0	0	1.1	4	2	2	0	0	0
Reid, Justin	11-8	4.33	25	25	1	0	0	153.2	151	87	74	21	28	108
Shaffar, Ben	8-7	3.15	18	18	1	0	0	111.1	110	46	39	6	40	97
Spurling, Chris	4-3	2.19	51	0	0	0	20	70.0	54	18	17	8	12	60
Vogelsong, Ryan	1-5	5.56	8	8	0	0	0	43.2	47	27	27	5	10	35
Wimberly, Larry	1-2	4.05	26	0	0	0	1	53.1	49	25	24	4	18	36
TOTALS	72-69	4.19	141	141	5	9	34	1221.0	1241	618	568	116	416	894

2003 ALTOONA CURVE (78-63)

PLAYER	AVG	G	AB	R	H	2B	3B	HR	RBI	BB	SO	SB	CS
Burns, B.J.	.184	22	38	3	7	0	0	0	2	4	11	0	2
Bonifay, Josh	.285	114	386	51	110	30	0	11	56	39	106	1	4
Caruso, Joe	.196	83	224	28	44	6	0	2	29	28	43	3	1
Castillo, Jose	.287	126	498	68	143	24	6	5	66	40	81	19	10
Duffy, Chris	.273	137	494	84	135	23	6	1	42	44	78	34	12
Garrett, Shawn	.288	124	468	68	135	29	6	13	67	36	96	20	7
Heintz, Chris	.258	78	271	28	70	12	4	2	26	19	24	0	0
House, J.R.	.333	20	63	12	21	6	0	2	11	5	11	0	0
Navarrete, Ray	.256	92	285	32	73	20	1	5	35	15	40	1	5
Nicholson, Kevin	.294	114	405	63	119	31	5	7	45	41	44	8	8
Paulino, Ronny	.226	46	159	19	36	6	1	6	19	12	35	0	2
Perry, Chan	.285	109	386	46	110	24	1	7	63	28	38	4	2
Roneberg, Brett	.281	125	442	60	124	29	4	10	61	40	56	12	6
Sadler, Ray	.264	14	53	8	14	5	0	1	7	3	16	0	0
Shelton, Chris	.279	35	122	17	34	10	1	0	14	8	23	0	1
Skrehot, Shaun	.276	89	304	41	84	15	3	1	33	27	48	12	7
Snusz, Chris	.053	6	19	0	1	0	0	0	0	0	6	0	0
TOTALS	.270	141	4739	636	1278	274	38	73	583	397	811	114	67

PLAYER	W-L	ERA	G	GS	CG	SHO	SV	IP	H	R	ER	HR	BB	SO
Bennett, Jeff	4-4	2.72	33	2	0	0	1	59.2	45	22	18	2	23	62
Bonifay, Josh	0-0	9.00	1	0	0	0	0	1.0	2	1	1	0	0	0
Borner, Brady	3-2	3.96	17	0	0	0	0	25.0	24	11	11	4	10	19
Brooks, Frank	0-0	7.71	1	0	0	0	0	2.1	3	2	2	1	0	4
Burnett, Sean	14-6	3.21	27	27	2	1	0	159.2	158	60	57	2	29	86
Camp, Shawn	0-2	4.34	18	0	0	0	0	29.0	26	14	14	2	11	35
Caruso, Joe	0-0	0.00	1	0	0	0	0	2.0	1	0	0	0	2	1
Chrysler, Clint	2-1	10.46	16	1	0	0	0	26.2	43	33	31	4	18	14
Connolly, Mike	7-8	3.39	25	23	0	0	0	127.1	123	55	48	10	38	90
Fordham, Tom	5-2	3.17	13	12	0	0	0	71.0	71	27	25	5	18	59
Gonzalez, Mike	0-0	1.23	5	0	0	0	1	7.1	4	1	1	1	2	10
Grabow, John	6-1	3.36	24	9	0	0	0	83.0	87	34	31	9	19	73
Guy, Brad	1-2	5.79	8	1	0	0	0	14.0	16	9	9	0	2	9
Jacobsen, Landon	9-11	2.93	27	27	1	0	0	162.2	156	60	53	11	40	80
Johnston, Mike	6-2	2.12	46	0	0	0	7	72.1	49	17	17	4	27	65
Martinez, Anastacio	0-0	2.25	3	0	0	0	0	4.0	6	1	1	1	1	1
McDade, Neal	1-6	2.72	38	0	0	0	4	72.2	75	32	22	5	18	48
Oquendo, Ian	4-0	1.96	6	6	0	0	0	36.2	36	13	8	2	10	23
Ozias, Todd	2-2	1.62	51	0	0	0	21	61.0	47	14	11	2	17	52
Palma, Rick	6-5	3.67	35	5	0	0	0	68.2	70	35	28	3	24	61
Shaffar, Ben	1-3	4.48	13	11	0	0	0	64.1	68	38	32	3	20	50
Snell, Ian	4-0	1.96	6	6	0	0	0	36.2	36	13	8	2	10	23
Van Benschoten, John	7-6	3.69	17	17	1	0	0	90.1	95	46	37	5	34	78
TOTALS	78-63	3.32	141	141	4	10	35	1240.2	1205	525	457	76	363	920



JOSH BONIFAY

In his first year with the Curve, Josh Bonifay slugged 11 home runs with 56 RBI in 114 games while batting .285. It would be the first of three years in a Curve uniform for Bonifay, who went on to hit 19 home runs in 2004 and 25 home runs in 2005. The 25 homers in '05 is the second most in a single season for a Curve player behind Adam Hyzdu's 31 in 2000. Bonifay finished his playing career in 2006, playing 113 games with the Corpus Christi Hooks (Double-A Affiliate of the Houston Astros) before calling it a career. Bonifay is now a coach with the Pirates affiliate in West Virginia (Low-A, South Atlantic League).





2004 ALTOONA CURVE (85-56)

PLAYER	AVG	G	AB	R	H	2B	3B	HR	RBI	BB	SO	SB	CS
Bonifay, Josh	.277	96	343	52	95	16	0	19	76	40	96	5	1
Borner, Brady	.077	39	13	1	1	0	0	0	0	1	2	0	0
Bradley, Bobby	.250	19	12	1	3	0	0	0	1	0	4	0	0
Bullington, Bryan	.136	26	22	1	3	0	0	0	0	0	7	0	0
2 Candelario, Eddie	.000	21	3	0	0	0	0	0	0	0	1	0	0
T Candelario, Eddie	.250	37	4	0	1	0	0	0	0	0	1	0	0
Chaves, Brandon	.222	41	108	16	24	2	3	1	15	19	20	2	0
Cockrell, Michael	.154	8	13	0	2	0	0	0	1	0	4	0	0
Connolly, Mike	.000	21	12	0	0	0	0	0	0	2	8	0	0
Cortes, Jorge	.281	37	139	17	39	8	1	6	19	13	24	0	1
Crudale, Mike	.333	23	3	0	1	0	0	0	0	1	1	0	0
De Caster, Yurendell	.279	97	330	54	92	18	1	15	42	22	78	4	2
De La Rosa, Tomas	.333	8	18	3	6	1	0	1	4	1	2	1	1
Doumit, Ryan	.262	67	221	31	58	20	0	10	34	21	49	0	1
Duffy, Chris	.309	113	453	84	140	23	6	8	41	33	77	30	8
Duke, Zach	.125	9	8	1	1	1	0	0	0	0	5	0	0
Eldred, Brad	.279	39	147	24	41	9	0	17	60	6	51	0	0
Evans, Tom	.308	33	120	25	37	9	1	4	22	18	20	4	1
Jacobsen, Landon	.100	15	10	0	1	0	0	0	1	0	3	0	0
Keppinger, Jeff	.334	82	323	45	108	17	2	1	33	27	17	10	6
Lorraine, Andrew	.000	6	1	0	0	0	0	0	0	0	0	0	0
Lundquist, Dave	.000	15	0	0	0	0	0	0	0	0	0	0	0
McDade, Neal	.111	32	9	1	1	0	0	0	0	0	4	0	0
McLouth, Nate	.322	133	515	93	166	40	4	8	73	48	62	31	7
Mendez, Donald	.132	23	76	7	10	5	0	0	3	6	22	0	1
Miller, Jeff	.000	52	4	0	0	0	0	0	0	0	2	0	0
Moriarty, Mike	.303	20	66	17	20	9	0	0	6	11	13	1	0
Navarrete, Ray	.238	50	130	15	31	5	1	2	17	11	20	0	0
Nicholson, Kevin	.217	77	258	28	56	13	2	4	36	23	37	2	0
Paulino, Ronny	.285	99	369	54	105	23	2	15	60	32	62	3	2
Pena, Rodolfo	.500	1	4	0	2	0	0	0	0	0	1	0	0
2 Peterson, Matt	.000	7	2	1	0	0	0	0	0	1	2	0	0
T Peterson, Matt	.000	26	12	1	0	0	0	0	1	2	5	0	0
Sadler, Ray	.268	120	429	61	115	25	1	20	72	23	89	16	6
Serrano, Elio	.500	45	2	2	1	0	0	0	0	0	0	0	0
Shaffar, Ben	.000	8	1	0	0	0	0	0	0	0	0	0	0
Sheldon, Scott	.183	18	60	5	11	2	0	1	9	6	14	1	0
Skrehot, Shaun	.263	67	243	33	64	12	1	1	16	15	24	5	2
Snell, Ian	.143	26	14	1	2	0	0	0	1	1	6	0	0
Snusz, Chris	.183	36	120	11	22	4	1	0	6	9	29	0	0
Stein, Blake	.000	36	1	0	0	0	0	0	0	1	1	0	0
Thomas, Gary	.226	30	93	13	21	8	2	2	8	9	14	0	0
TOTALS	.272	141	4695	697	1279	270	28	135	656	400	871	115	39

PLAYER	W-L	ERA	G	GS	CG	SHO	SV	IP	H	R	ER	HR	BB	SO
Agamenzone, Brandon	3-1	4.29	20	0	0	0	0	35.2	36	18	17	4	12	39
Alcala, Jason	1-0	0.000	1	0	0	0	0	3.1	2	0	0	0	0	3
Bimeal, Matt	1-0	12.27	3	0	0	0	0	3.2	7	5	5	1	0	5
Borner, Brady	5-6	5.47	39	9	0	0	1	100.1	120	76	61	17	30	62
Bradley, Bobby	5-4	3.11	19	19	0	0	0	101.1	85	42	35	8	41	78
Bullington, Bryan	12-7	4.10	26	26	0	0	0	145.0	160	77	66	18	47	100
2 Candelario, Eddie	0-1	4.84	21	0	0	0	2	35.1	31	21	19	5	17	34
T Candelario, Eddie	0-4	6.13	37	4	0	0	2	72.0	76	54	49	9	40	55
Connolly, Mike	8-7	4.71	21	21	0	0	0	112.2	124	65	59	10	41	103
Crudale, Mike	1-0	5.67	23	0	0	0	2	33.1	35	23	21	5	22	24
Duke, Zach	5-1	1.58	9	9	0	0	0	51.1	41	11	9	2	10	36
Harts, Jeremy	0-2	5.28	9	0	0	0	1	15.1	12	12	9	0	13	10
Jacobsen, Landon	5-2	4.99	15	14	0	0	0	70.1	83	46	39	8	23	47
Lorraine, Andrew	0-0	0.00	6	0	0	0	0	7.1	4	0	0	0	1	7
Lundquist, Dave	3-2	5.75	15	0	0	0	0	20.1	21	13	13	2	8	15
McDade, Neal	8-1	3.36	32	7	0	0	1	85.2	70	35	32	7	26	53
Miller, Jeff	5-4	2.91	52	0	0	0	18	68.0	48	25	22	8	28	79
O'Brien, Patrick	1-0	0.00	2	0	0	0	0	4.1	1	0	0	0	3	1
2 Peterson, Matt	3-2	6.25	7	7	0	0	0	36.0	36	25	25	7	22	29
T Peterson, Matt	9-6	4.03	26	25	0	0	0	140.2	133	69	63	18	67	119
Reid, Justin	0-1	9.00	1	1	0	0	0	3.0	6	4	3	1	3	1
Serrano, Elio	3-5	5.63	45	0	0	0	14	56.0	73	44	35	11	15	39
Shaffar, Ben	0-1	7.40	8	2	0	0	0	20.2	28	20	17	4	10	23
Sheldon, Scott	0-0	0.00	1	0	0	0	0	0.1	1	0	0	0	0	0
Snell, Ian	11-7	3.16	26	26	3	2	0	151.0	147	54	53	16	40	142
Stein, Blake	5-2	3.52	36	0	0	0	7	61.1	41	27	24	6	25	62
TOTALS	85-56	4.16	141	141	3	11	46	1222.2	1223	644	565	140	438	992

2005 ALTOONA CURVE (76-66)

PLAYER	AVG	G	AB	R	H	2B	3B	HR	RBI	BB	SO	SB	CS
Bautista, Jose	.283	117	445	63	126	27	1	23	90	48	101	7	3
Boeve, Adam	.288	47	160	24	46	9	1	5	23	22	54	5	2
Bonifay, Josh	.282	103	376	53	106	22	3	25	77	33	110	0	1
Buttler, Vic	.313	25	83	15	26	3	1	0	7	10	10	6	2
Chaves, Brandon	.215	52	172	20	37	6	2	0	8	16	38	2	2
Chiaffredo, Paul	.267	8	30	4	8	4	0	1	7	1	11	0	0
Clark, Howie	.373	31	110	15	41	3	0	2	13	19	5	2	1
Cortes, Jorge	.259	110	363	50	94	18	1	6	49	49	81	2	1
Davis, Rajai	.281	123	499	82	140	22	5	4	34	43	76	45	9
Eldred, Brad	.333	21	84	22	28	6	0	13	27	8	25	1	1
Evans, Tom	.278	99	338	62	94	24	3	15	55	51	91	8	3
Guzman, Javier	.236	68	263	27	62	9	1	3	24	10	46	8	5
Lee, Taber	.203	24	79	8	16	2	1	2	10	7	13	1	0
Lytle, Chaz	.217	6	23	3	5	1	0	0	1	1	5	2	0
Maldonado, Carlos	.252	82	278	27	70	14	0	7	34	35	63	0	1
Meath, Matt	.333	2	3	2	1	1	0	0	1	1	0	0	0
Mercedes, Victor	.326	12	43	7	14	2	1	2	6	2	5	0	0
Neuberger, Scott	.263	10	38	1	10	0	0	0	4	1	7	0	0
Paulino, Ronny	.292	43	168	24	49	6	0	6	20	15	30	3	0
Raymundo, Gregg	.232	23	56	5	13	3	0	0	2	3	12	0	0
Sadler, Ray	.244	62	209	23	51	17	2	5	23	17	54	4	4
Snusz, Chris	.258	22	66	5	17	3	0	1	1	4	13	0	0
Stansberry, Craig	.238	116	421	62	100	22	11	18	67	44	114	14	5
Thompson, Rich	.257	94	346	58	89	11	5	3	30	30	60	45	6
Wilson, Andy	.235	7	17	1	4	0	0	0	1	3	4	0	0
TOTALS	.263	142	4801	671	1262	236	38	141	617	485	1081	155	46

PLAYER	W-L	ERA	G	GS	CG	SHO	SV	IP	H	R	ER	HR	BB	SO
Borner, Brady	6-1	2.08	48	0	0	0	0	90.2	77	22	21	8	13	90
Candelario, Eddie	3-4	3.12	13	13	0	0	0	75.0	76	33	26	5	15	59
Capps, Matt	0-2	2.70	17	0	0	0	7	20.0	21	8	6	2	1	26
Connolly, Mike	5-6	3.32	15	15	1	0	0	84.0	90	35	31	4	24	60
Evans, Tom	0-0	0.00	1	0	0	0	0	0.1	1	0	0	0	0	1
Gorzelanny, Tom	8-5	3.26	23	23	1	1	0	129.2	114	50	47	6	46	124
Harts, Jeremy	1-2	8.08	29	0	0	0	0	39.0	33	42	35	4	53	46
Izquierdo, Hansel	7-5	4.51	24	17	0	0	0	103.2	104	61	52	6	41	84
Jacobsen, Landon	2-0	3.86	11	0	0	0	1	23.1	21	14	10	1	11	23
Johnson, James	5-4	3.33	31	1	0	0	1	51.1	50	25	19	4	16	54
Kaye, Justin	3-3	4.09	53	0	0	0	22	61.2	63	29	28	4	29	54
Maholm, Paul	6-2	3.20	16	16	0	0	0	81.2	73	32	29	5	26	75
Martin, Greg	0-1	16.87	3	0	0	0	0	2.2	5	5	5	0	1	0
Peterson, Matt	11-9	5.51	27	26	0	0	0	143.2	156	102	88	19	74	87
Roach, Jason	1-3	4.42	10	4	0	0	2	36.2	45	21	18	7	11	19
Sanchez, Romulo	1-0	3.60	2	2	0	0	0	10.0	11	4	4	2	4	5
Shaffar, Ben	2-3	3.44	44	0	0	0	9	73.1	73	33	28	6	26	69
Sharpless, Josh	1-0	2.89	7	0	0	0	0	9.1	6	3	3	0	3	13
Snusz, Chris	0-0	0.00	1	0	0	0	0	1.0	2	1	0	0	0	0
Stewart, Paul	6-10	4.92	26	20	0	0	0	120.2	143	78	66	19	44	76
Youman, Shane	8-6	3.92	44	5	0	0	2	101.0	102	54	44	10	48	77
TOTALS	76-66	4.00	142	142	2	5	44	1258.2	1266	652	560	112	486	1042

Thompson

THE NEED FOR SPEED

The 2005 Altoona Curve stole 155 bases as a team in 2005 and 90 of those came from just two players: Rajai Davis and Rich Thompson. Davis and Thompson each swiped 45 bags in '05 and were two of only three players on the team to register double-digit stolen bases. Their 45 steals each still stand as team records for stolen bases in a single season while the 155 is still a team season-high. The only other player who took more than 10 bases that season was Craig Stansberry (14).



Davis



2006 ALTOONA CURVE (75-64)

PLAYER	AVG	G	AB	R	H	2B	3B	HR	RBI	BB	SO	SB	CS
Albaladejo, Jonathan	.000	6	2	0	0	0	0	0	0	0	0	0	0
Alvarez, Rafael	.250	78	244	31	61	6	4	4	26	23	71	0	0
Bixler, Brian	.301	60	226	36	68	13	1	3	19	16	57	6	2
Boeve, Adam	.333	38	138	26	46	7	2	3	24	18	35	3	2
Borner, Brady	.000	6	3	0	0	0	0	0	0	0	0	0	0
Buttler, Vic	.292	109	411	52	120	20	14	5	51	33	53	21	3
Casey, Sean	.273	3	11	1	3	0	0	1	2	1	0	0	0
Chapman, Travis	.275	11	40	4	11	3	0	1	7	4	6	0	0
Chaves, Brandon	.228	120	377	41	86	15	3	5	52	50	76	9	1
Chiavacci, Ron	.222	6	9	0	2	0	0	0	0	0	5	0	0
Connolly, Michael	.182	9	11	2	2	0	0	0	2	3	6	0	0
Doumit, Ryan	.333	4	15	4	5	3	0	0	4	0	1	0	0
Guzman, Javier	.268	129	485	57	130	23	5	7	40	25	64	12	8
Hernandez, Chris	.200	18	5	0	1	0	0	0	0	1	3	0	0
Jacobsen, Landon	.000	7	13	1	0	0	0	0	1	1	6	0	0
Lee, Taber	.216	46	102	9	22	3	2	1	5	5	29	3	0
Lytle, Chaz	.111	5	9	1	1	0	0	0	0	0	1	0	0
Maldonado, Carlos	.278	5	18	1	5	2	0	0	0	0	6	0	0
Martinez, Octavio	.259	24	81	9	21	2	0	0	8	3	11	1	1
McCutchen, Andrew	.308	20	78	12	24	4	0	3	12	8	20	1	1
Morgan, Nyjer	.306	56	219	39	67	6	5	1	10	15	28	21	11
Parrish, David	.292	72	240	28	70	15	1	4	32	29	38	0	0
Perez, Franklin	.000	7	1	0	0	0	0	0	0	0	0	0	0
Peterson, Matt	.000	14	16	0	0	0	0	0	0	0	10	0	0
Pond, Simon	.249	128	461	64	115	32	3	13	78	59	121	3	3
Reyes, Milver	.193	49	166	9	32	4	0	0	11	6	19	0	0
Roach, Jason	.125	9	16	1	2	0	0	0	0	0	5	0	0
Rodriguez, Nerio	.000	2	3	0	0	0	0	0	0	0	0	0	0
Roneberg, Brett	.303	109	400	63	121	19	1	10	74	51	58	9	1
Sadler, Ray	.234	86	282	38	66	9	5	15	46	34	88	5	3
Shortslef, Josh	.250	4	8	0	2	0	0	0	0	0	1	0	0
Stansberry, Craig	.258	72	260	46	67	18	3	10	30	31	62	8	3
Starling, Wardell	.368	8	18	2	7	3	1	0	6	1	5	0	0
Thompson, Rich	.340	14	50	11	17	3	0	0	5	8	11	1	3
Ust, Brant	.199	55	166	14	33	3	0	4	17	13	38	0	1
Van Benschoten, John	.000	1	1	0	0	0	0	0	0	0	1	0	0
Vasquez, Jorge	.000	21	1	0	0	0	0	0	0	0	0	0	0
Walker, Neil	.161	10	31	5	5	0	0	2	3	1	4	0	0
Wells, Kip	.000	1	3	0	0	0	0	0	0	0	1	0	0
Youman, Shane	.000	7	7	0	0	0	0	0	0	0	2	0	0
TOTALS	.262	139	4628	607	1212	213	50	92	565	439	942	103	43

PLAYER	W-L	ERA	G	GS	CG	SHO	SV	IP	H	R	ER	HR	BB	SO
Albaladejo, Jonathan	1-2	4.00	18	1	0	0	1	36.0	41	18	16	4	5	27
Blackwell, Chad	0-0	7.50	4	0	0	0	0	6.0	8	5	5	0	2	6
Borner, Brady	2-0	7.11	13	0	0	0	0	19.0	28	15	15	3	6	13
Chiavacci, Ron	1-3	3.06	10	7	0	0	0	50.0	40	26	17	6	13	49
Connolly, Mike	7-8	4.98	25	24	0	0	0	121.0	117	75	67	18	53	87
Davidson, David	1-1	2.31	10	1	0	0	0	11.2	8	4	3	0	10	13
Hernandez, Chris	5-3	3.65	42	0	0	0	2	66.2	58	31	27	3	21	71
Jacobsen, Landon	14-9	3.21	26	25	1	1	0	154.0	144	64	55	8	55	80
Johnson, James	0-0	6.62	11	0	0	0	0	17.2	20	13	13	3	12	15
Knight, Brandon	2-7	2.25	51	0	0	0	27	64.0	51	19	16	6	20	86
Lorenzo, Matt	0-1	15.00	1	1	0	0	0	3.0	4	5	5	0	4	1
Moeves, Derrick	0-1	5.40	5	0	0	0	0	6.2	6	4	4	1	5	6
Neal, Blaine	2-0	1.99	29	0	0	0	2	40.2	34	13	9	2	10	46
Perez, Franklin	2-1	2.57	16	0	0	0	2	28.0	18	9	8	3	8	21
Peterson, Matt	6-6	5.03	31	17	0	0	0	112.2	115	65	63	10	47	83
Roach, Jason	6-7	3.65	17	17	0	0	0	93.2	99	47	38	11	27	50
Rodriguez, Nerio	0-2	7.07	3	3	0	0	0	14.0	15	11	11	2	6	16
Rogers, Brian	0-0	0.00	2	0	0	0	1	4.0	2	0	0	0	2	5
Rojas, Chris	0-1	4.91	3	3	0	0	0	11.0	13	8	6	0	6	10
Sanchez, Romulo	0-0	5.00	8	0	0	0	0	9.0	8	5	5	1	8	5
Sharpless, Josh	2-0	0.86	14	0	0	0	8	21.0	8	2	2	0	9	30
Shortslef, Josh	6-2	4.45	12	12	0	0	0	60.2	62	33	30	4	13	50
Starling, Wardell	6-5	2.80	15	15	1	0	0	86.2	81	36	27	6	27	42
Van Benschoten, John	1-0	3.60	1	1	0	0	0	5.0	3	2	2	0	3	3
Vasquez, Jorge	3-3	2.22	47	0	0	0	5	65.0	45	21	16	2	28	87
Wells, Kip	1-0	3.68	1	1	0	0	0	7.1	6	3	3	1	1	4
Youman, Shane	7-2	1.51	23	11	0	0	1	95.1	70	27	16	4	20	64
TOTALS	75-64	3.56	139	139	2	11	49	1209.2	1104	561	479	98	421	970

2007 ALTOONA CURVE (73-68)

PLAYER	AVG	G	AB	R	H	2B	3B	HR	RBI	BB	SO	SB	CS
Albaladejo, Jonathan	.000	6	2	0	0	0	0	0	0	0	0	0	0
Bergeron, Peter	.240	33	104	12	25	4	1	0	9	8	18	2	0
Bloom, Kyle	1.000	1	1	0	1	0	0	0	0	0	0	0	0
Boeye, Adam	.270	96	330	55	89	14	2	17	53	50	100	17	5
Bouknight, Kip	.208	14	24	4	5	0	0	0	2	2	5	1	0
Bowers, Jason	.272	113	426	56	116	27	4	8	51	51	63	16	6
Brazelton, Dewon	.000	6	9	1	0	0	0	0	0	0	0	0	0
Buttler, Vic	.274	74	263	38	72	7	4	3	24	31	26	22	9
Chaves, Brandon	.265	105	336	41	89	17	2	0	40	39	79	19	6
Corley, Brad	.256	10	39	3	10	2	0	0	4	0	6	1	0
Davidson, David	.200	14	5	0	1	0	0	0	1	0	2	0	0
DeJaney, Jason	.265	65	223	25	59	10	0	7	35	38	52	0	0
Elliott, Justin	.000	3	4	0	0	0	0	0	0	0	2	0	0
Falcon, Omar	.063	8	16	1	1	0	0	0	0	3	9	0	0
Fernandez, Alex	.219	82	215	22	47	11	0	2	23	12	30	1	0
Guzman, Javier	.310	52	171	19	53	13	0	2	25	5	20	7	0
Hernandez, Chris	.000	18	1	0	0	0	0	0	0	0	1	0	0
Herrera, Yoslan	.154	9	13	0	2	0	0	0	0	0	6	0	0
Johnson, Russ	.205	13	44	8	9	2	0	3	5	7	6	2	0
Lee, Taber	.235	89	196	29	46	8	0	0	16	31	31	11	1
Maldonado, Carlos	.000	3	6	0	0	0	0	0	0	0	1	0	0
McCutchen, Andrew	.258	118	446	70	115	20	3	10	48	44	83	17	1
Meath, Matt	.273	17	33	6	9	2	0	0	0	6	9	1	0
Munoz, Luis	.100	12	20	0	2	1	0	0	0	1	11	0	0
Nannini, Mike	.500	3	2	0	1	0	0	0	0	0	0	0	0
Parrish, David	.244	46	156	18	38	9	0	3	19	10	32	0	0
Pearce, Steve	.334	81	290	57	97	27	2	14	72	33	45	7	2
Peterson, Brian	.272	83	250	30	68	14	1	3	30	27	38	0	2
Reyes, Milver	.230	27	74	2	17	4	0	0	6	5	19	0	0
Roach, Jason	.000	13	1	0	0	0	0	0	0	0	0	0	0
Roneberg, Brett	.248	77	238	38	59	10	3	8	35	32	39	8	0
Ruiz, Randy	.290	47	162	20	47	9	1	7	30	18	32	0	1
Shortslef, Josh	.125	11	16	0	2	1	0	0	1	0	6	0	0
Soler, Alay	.250	7	4	0	1	0	0	0	0	0	1	0	0
Starling, Wardell	.000	11	6	0	0	0	0	0	0	1	3	0	0
Truby, Chris	.333	7	27	4	9	1	0	0	3	1	4	0	1
Walker, Neil	.288	117	431	77	124	30	3	13	66	53	73	9	4
TOTALS	.265	141	4582	636	1214	243	26	100	598	508	857	141	38

PLAYER	W-L	ERA	G	GS	CG	SHO	SV	IP	H	R	ER	HR	BB	SO
Albaladejo, Jonathan	1-2	4.00	18	1	0	0	1	36.0	41	18	16	4	5	27
Astacio, Olivo	0-0	0.00	1	0	0	0	0	2.0	0	0	0	0	2	1
Belisario, Ronald	1-0	3.28	18	0	0	0	0	24.2	23	11	9	4	14	21
Bloom, Kyle	1-1	0.90	2	2	0	0	0	10.0	5	3	1	1	6	10
Bouknight, Kip	11-6	3.83	24	22	1	0	0	138.2	135	67	59	12	36	83
Bowers, Jason	0-0	0.00	1	0	0	0	0	1.0	1	0	0	0	0	1
Brazelton, Dewon	5-5	3.53	15	15	3	1	0	86.2	88	37	34	5	17	52
Bresnehan, Patrick	1-0	4.50	3	0	0	0	0	6.0	5	3	3	0	2	3
Crotta, Michael	0-1	10.12	1	1	0	0	0	2.2	6	7	3	0	2	0
Davidson, David	3-1	4.22	39	0	0	0	2	59.2	44	30	28	3	30	55
Hankins, Derek	0-1	12.27	1	1	0	0	0	3.2	4	6	5	1	5	2
Hernandez, Chris	6-1	2.86	42	0	0	0	4	56.2	53	19	18	4	20	55
Herrera, Yoslan	6-9	4.69	25	25	1	0	0	128.2	151	72	67	11	38	70
Munoz, Luis	12-5	3.63	25	23	1	1	0	136.1	130	63	55	11	32	89
Nannini, Mike	1-1	4.95	14	0	0	0	0	20.0	20	12	11	4	5	19
Paniagua, Jose	0-0	3.00	5	0	0	0	0	9.0	10	3	3	1	3	4
Peterson, Matt	4-2	1.98	51	0	0	0	29	63.2	50	14	14	4	27	56
Redmond, Todd	1-1	3.12	3	3	0	0	0	17.1	15	6	6	2	3	12
Reyes, Milver	0-0	0.00	1	0	0	0	0	0.1	1	0	0	0	0	0
Roach, Jason	4-3	5.00	32	2	0	0	1	63.0	76	44	35	4	28	39
Sanchez, Romulo	6-3	2.81	40	0	0	0	1	57.2	43	24	18	8	17	52
Shortslef, Josh	5-13	4.40	27	27	0	0	0	149.1	170	87	73	12	59	85
Soler, Alay	1-1	6.00	14	5	0	0	1	39.0	48	30	26	4	19	24
Starling, Wardell	3-8	6.48	32	12	1	0	1	84.2	96	64	61	5	32	51
Vaclavik, Justin	2-6	8.39	24	3	0	0	0	34.1	50	37	32	3	21	28
Williams, Brandon	0-0	10.80	2	0	0	0	0	3.1	6	4	4	0	1	2
TOTALS	73-68	4.24	141	141	7	7	55	1198.1	1230	643	565	98	419	814



2008 ALTOONA CURVE (65-77)

PLAYER	AVG	G	AB	R	H	2B	3B	HR	RBI	BB	SO	SB	CS
Alvarez, Victor	.100	23	60	7	6	2	0	0	0	10	10	1	1
Boone, James	.219	96	329	36	72	12	2	10	40	39	107	2	3
Bowers, Jason	.239	97	309	40	74	20	2	5	40	21	59	12	3
Chang, Ray	.333	5	6	1	2	1	0	0	0	2	2	0	0
Corley, Brad	.262	134	500	59	131	25	3	11	49	25	106	5	9
Cruz, Luis	.264	105	375	41	99	24	1	6	46	19	34	3	3
Delaney, Jason	.292	109	367	42	107	21	3	7	43	68	77	7	2
Dorta, Melvin	.285	116	403	44	115	17	5	7	43	31	43	18	14
Doumit, Ryan	.429	3	7	0	3	0	0	0	0	0	2	0	0
Duffy, Chris	.259	18	58	7	15	5	1	1	4	6	10	1	1
Finegan, Brian	.207	31	82	8	17	3	0	2	3	3	16	3	1
Ford, Shelby	.285	81	319	43	91	23	10	4	32	20	49	19	5
Gonzalez, Angel R.	.278	29	97	10	27	5	1	1	8	1	23	2	2
Lerud, Steven	.233	47	146	17	34	7	0	4	18	14	42	1	0
Negrych, Jim	.310	25	87	10	27	5	0	0	10	11	14	5	1
Pacheco, Jonel	.288	116	416	64	120	17	0	12	52	42	82	11	4
Perez, Miguel	.281	57	171	14	48	4	0	2	22	9	32	1	1
Powell, Pedro	.148	45	81	6	12	0	0	0	4	7	15	6	1
Reyes, Milver	.187	53	150	10	28	4	0	1	7	7	31	0	0
Romak, Jamie	.208	33	120	15	25	6	0	7	23	17	32	0	0
Tabata, Jose	.348	22	89	16	31	6	2	3	13	8	18	8	0
T-Tabata, Jose	.272	101	383	56	104	15	2	6	49	34	67	18	2
Watts, Kris	.160	17	50	2	8	1	0	0	3	5	7	1	0
Webster, Anthony	.229	91	292	41	67	11	5	5	35	23	21	10	6
Wilson, Jack	.316	7	19	1	6	0	0	0	0	4	2	1	0
TOTALS	.255	142	4640	539	1182	221	35	88	499	397	876	117	57

PLAYER	W-L	ERA	G	GS	CG	SHO	SV	IP	H	R	ER	HR	BB	SO
Antelo, Derek	0-0	10.80	9	1	0	0	0	10.0	15	15	12	2	12	5
Barthmaier, Jimmy	2-4	4.86	10	10	0	0	0	46.1	42	27	25	3	21	40
Belisario, Ronald	4-4	4.74	38	0	0	0	9	57.0	63	31	30	5	25	36
Bloom, Kyle	5-8	4.19	28	22	1	0	0	109.2	103	57	51	9	55	93
Bowers, Jason	0-0	0.00	1	0	0	0	0	0.1	0	0	0	0	1	0
Bresnehan, Pat	0-1	4.29	38	0	0	0	6	50.1	44	32	24	1	50	40
Capps, Matt	0-0	0.00	3	0	0	0	0	3.0	0	0	0	0	1	5
Castori, Christian	1-3	6.66	23	5	0	0	2	51.1	70	39	38	7	22	23
Davidson, David	4-2	3.34	35	0	0	0	0	64.2	58	27	24	3	36	51
Guerrero, Emilis	0-0	6.75	1	0	0	0	0	1.1	2	1	1	0	1	1
Hamman, Corey	5-6	3.18	16	13	0	0	0	70.2	69	30	25	7	19	44
Hankins, Derek	2-11	4.54	24	23	0	0	0	119.0	135	168	60	14	26	89
Hernandez, Chris	4-0	2.61	14	0	0	0	4	20.2	15	6	6	1	3	23
Herrera, Yoslan	6-9	3.46	21	21	0	0	0	114.1	114	51	44	9	36	69
Hill, Joshua	4-11	4.53	22	21	0	0	0	111.1	119	68	56	12	48	65
Holliday, Brian	1-1	6.91	3	3	1	0	0	14.1	24	13	11	2	4	8
Hughes, Jared	2-2	4.94	6	6	0	0	0	31.0	35	19	17	4	16	18
Johnson, Blair	1-0	10.00	7	0	0	0	0	9.0	16	10	10	3	4	3
Mateo, Juan	7-1	2.12	32	0	0	0	5	68.0	50	22	16	5	17	58
Meek, Evan	1-1	2.81	9	0	0	0	2	16.0	14	5	5	0	3	17
Munoz, Luis	1-4	7.34	7	7	0	0	0	30.2	41	25	25	4	16	14
Pearson, Kyle	0-0	7.00	5	0	0	0	0	9.0	14	7	7	2	4	4
Reichert, Dan	3-4	4.65	9	9	0	0	0	50.1	48	28	26	5	25	31
Reyes, Milver	0-0	36.00	1	0	0	0	0	1.0	4	4	4	2	0	1
Roberts, Kevin	1-1	7.56	13	0	0	0	0	16.2	14	16	14	2	15	9
Robles, Moises	1-1	6.27	13	0	0	0	0	18.2	28	16	13	2	5	10
Rogers, Brian	2-0	0.60	7	0	0	0	0	15.0	9	1	1	0	3	13
Shortslef, Josh	5-2	3.47	29	1	0	0	3	62.1	59	29	24	3	25	51
Sues, Jeff	3-1	3.77	24	0	0	0	1	43.0	35	19	18	3	20	55
TOTALS	65-77	4.35	142	142	2	6	32	1215.0	1240	666	587	110	513	876



JOSE TABATA

After coming over in a trade with the New York Yankees, Tabata hit .348 with three home runs and 13 RBI for the Curve in just 22 games. He is currently ranked as the Pirates second-best prospect according to Baseball America. The publication also rates Tabata as being the best hitter for average in the system.

2009 ALTOONA CURVE (62-80)

PLAYER	AVG	G	AB	R	H	2B	3B	HR	RBI	BB	SO	SB	CS
Alvarez, Pedro	.333	60	222	42	74	18	0	13	40	34	59	1	0
Boone, James	.179	43	123	11	22	5	0	1	10	7	29	2	0
Chang, Ray	.291	41	127	22	37	14	0	2	19	15	16	1	2
Corley, Brad	.221	31	104	14	23	6	1	4	14	4	25	0	1
Corsaletti, Jeff	.230	89	278	31	64	14	3	2	23	50	33	6	3
Delaney, Jason	.271	125	435	49	118	25	5	7	65	57	90	1	3
Durham, Miles	.275	65	240	31	66	17	2	5	34	20	57	8	2
Ford, Shelby	.233	29	103	12	24	6	0	2	17	12	18	2	0
Friday, Brian	.265	110	407	48	108	22	3	7	46	51	69	7	5
Gimenez, Hector	.286	41	133	16	38	6	1	6	18	6	22	2	1
Gonzalez, Angel R.	.192	66	172	17	33	6	1	1	14	14	37	2	1
Hernandez, Gorkys	.262	86	344	45	90	14	2	3	31	24	76	9	8
Lerud, Steven	.240	95	304	31	73	17	0	4	26	38	53	2	1
Lopez, Pedro	.263	53	190	24	50	3	1	3	16	13	20	1	3
Machado, Anderson	.185	28	81	9	15	4	1	0	2	14	21	4	1
Negrych, Jim	.272	93	323	51	88	18	1	3	30	45	37	8	1
Pacheco, Jonel	.275	122	432	58	119	24	2	14	58	27	89	15	12
Perez, Miguel	.262	30	84	14	22	5	0	2	12	8	21	0	0
Prasch, Eddie	.294	8	17	4	5	0	0	0	0	0	4	0	0
Reyes, Milver	.282	14	39	4	11	5	0	0	3	4	9	0	0
Romak, Jamie	.175	64	211	12	37	12	0	5	24	18	66	1	0
Tabata, Jose	.303	61	228	31	69	15	1	2	25	20	25	7	6
TOTALS	.256	142	4676	580	1195	257	24	87	530	485	916	79	50

PLAYER	W-L	ERA	G	GS	CG	SHO	SV	IP	H	R	ER	HR	BB	SO
Aguero, Ramon	0-2	2.84	8	0	0	0	4	12.2	8	4	4	0	6	13
Alderson, Tim	3-1	4.66	7	7	0	0	0	38.2	39	23	20	4	13	18
T-Alderson, Tim	9-2	3.88	20	20	0	0	0	111.1	115	54	48	9	27	64
Bloom, Kyle	6-9	4.05	22	21	0	0	0	104.1	92	60	47	3	57	71
Castorri, Christian	1-1	17.36	5	0	0	0	0	4.2	12	10	9	1	3	3
Chang, Ray	0-0	0.00	1	0	0	0	0	1.0	0	0	0	0	0	0
Corley, Brad	0-0	0.00	1	0	0	0	0	1.0	0	0	0	0	1	1
Crotta, Michael	7-8	4.76	27	27	0	0	0	143.2	181	90	76	7	33	97
Dubee, Michael	3-0	2.91	26	0	0	0	1	34.0	39	21	11	5	10	28
Dumatrait, Phil	0-1	11.25	1	1	0	0	0	4.0	9	5	5	0	0	4
Hamman, Corey	0-3	3.68	29	0	0	0	1	29.1	28	15	12	1	8	21
Hankins, Derek	3-4	4.42	19	9	0	0	1	71.1	70	40	35	6	26	66
Herrera, Yoslan	11-1	3.23	23	15	0	0	0	97.2	98	39	35	5	33	65
Herron, Tyler	0-2	4.50	8	4	0	0	0	26.0	30	13	13	1	15	18
Hill, Josh	0-1	5.45	22	0	0	0	0	34.2	41	24	21	4	11	21
Holdzkorn, Lincoln	0-1	0.00	14	0	0	0	0	17.0	15	7	0	1	10	10
Hughes, Jared	1-6	3.88	17	7	0	0	3	46.1	55	31	20	1	16	36
Krebs, Eric	2-4	4.86	10	0	0	0	0	16.2	11	12	9	1	17	15
Lincoln, Brad	1-5	2.28	13	13	1	1	0	75.0	63	22	19	4	18	65
Machi, Jean	2-3	2.08	28	0	0	0	6	34.2	28	12	8	2	13	25
Mateo, Juan	0-0	0.00	1	0	0	0	0	1.0	1	0	0	0	0	1
Molleken, Dustin	1-1	4.62	18	0	0	0	1	37.0	37	21	19	5	16	26
Moskos, Danny	11-10	3.74	27	25	1	0	0	149.0	159	75	62	11	58	77
Nestor, Scott	2-3	5.31	33	0	0	0	10	42.1	35	26	25	7	29	47
T-Nestor, Scott	2-3	5.83	36	0	0	0	10	46.1	38	31	30	8	35	51
Newsom, Randy	2-1	17.36	5	0	0	0	0	4.2	8	9	9	1	6	2
T-Newsom, Randy	4-1	6.75	13	0	0	0	1	16.0	14	13	12	1	13	5
Nottingham, Shawn	0-1	8.37	26	0	0	0	0	23.2	34	22	22	1	19	22
Robles, Moises	1-0	6.48	6	0	0	0	0	8.1	12	6	6	3	2	7
Smith, Sean	3-3	2.95	22	3	1	1	7	61.0	48	23	20	4	23	53
Sues, Jeff	2-6	4.46	40	0	0	0	2	78.2	66	43	39	7	37	74
Veal, Donald	0-0	1.35	7	5	0	0	0	13.1	5	2	2	0	10	18
Watson, Tony	0-3	8.22	5	5	0	0	0	15.1	22	18	14	2	11	14
TOTALS	62-80	4.11	142	142	3	10	36	1227.0	1246	673	560	87	501	918



THE MACHI MAN

Widely regarded as the best and most iconic first base coach in franchise history, Jean Machi also made 28 appearances out of the bullpen for the Curve and finished his time in Altoona with a 2.08 ERA. He permitted less than a hit per inning (28 hits in 34.2 IP) while striking out 25. He pitched in 13 games for Indianapolis where he was even more effective (1-1, 2.12 ERA) and earned himself an invite to big league camp in 2010.

THE DIAMOND

The Eastern League welcomes a new team this season with the offseason move of the Connecticut Defenders to Richmond, Va.

Richmond's new franchise will be known as the Richmond Flying Squirrels and play their games at the old Triple-A facility, The Diamond (pictured).

Still an affiliate of the San Francisco Giants, the Squirrels and Curve will meet 26 times in 2010

EASTERN LEAGUE

2010 EASTERN LEAGUE UMPIRES

#	UMPIRE	2008 LEAGUE	HOMETOWN	EXPERIENCE
5	Matt Abbott	Eastern League	New Concord, Ohio	5 years
2	Jason Arends	Eastern League	Cedar Rapids, Iowa	7 years
39	William Best	Southern League	Richmond, Va.	6 years
6	Jon Byrne	Eastern League	Thornlie, Australia	6 years
7	Andrew Dudones	Carolina League	Uniontown, Ohio	4 years
50	Timothy Eastman	California League	Davison, Mich.	4 years
9	Adam Hamari	Eastern League	Marquette, Mich.	5 years
32	Chris Hamner	Eastern League	Richmond, Va.	6.5 years
11	Travis Hatch	Eastern League	Balcatta, Australia	6 years
17	Cory Hinga	Eastern League	Kalamazoo, Mich.	6 years
60	Thomas Honec	California League	Harrisonburg, Va.	4 years
14	Joel Hospodka	Eastern League	Omaha, Neb.	5 years
8	Doug Levy	Eastern League	Sharon, Mass.	7 years
22	Scott Mahoney	Eastern League	Pleasant Hill, Calif.	6 years
31	Brad Purdom	Eastern League	Bend, Ore.	6 years
28	Jon Saphire	Eastern League	Centerville, Ohio	6 years
15	Dave Soucy	Eastern League	Brighton, Mass.	5 years
4	Chad Whitson	Eastern League	Dublin, Ohio	6 years

2010 EASTERN LEAGUE MILEAGE CHART

	AKR	ALT	BNG	BOW	ERIE	HAR	NBR	NHP	POR	REA	RICH	TRE
Akron	-	187	350	336	121	310	538	709	706	350	446	414
Altoona	187	-	201	167	175	138	374	520	552	170	271	239
Binghamton	350	201	-	266	254	181	216	338	360	143	400	165
Bowie	336	167	266	-	337	109	323	460	508	123	124	149
Erie	121	175	254	337	-	298	497	579	586	310	463	374
Harrisburg	310	138	181	109	298	-	271	430	480	65	217	132
New Britain	538	374	216	323	497	271	-	150	210	224	450	167
New Hamp	709	520	338	460	579	430	150	-	94	370	586	304
Portland	706	552	360	508	586	480	210	94	-	420	654	360
Reading	350	170	143	123	310	65	224	370	420	-	259	73
Richmond	446	271	400	124	463	217	450	586	654	259	-	284
Trenton	414	239	165	149	374	132	167	304	360	73	284	-



2009 EASTERN LEAGUE STATISTICAL LEADERS

BATTING AVERAGE (min. 2.7 PA)

.333 - Brock Bond, Connecticut

HOME RUNS

28 - Brennan Boesch, Erie

RBI

109 - Brett Pill, Connecticut

STOLEN BASES

49 - Jose Constanza, Akron

HITS

164 - Neil Sellers, Reading

DOUBLES

40 - Jon Still, Portland

TRIPLES

10 - Brad Boyer, Connecticut

ON-BASE PERCENTAGE

.429 - Brock Bond, Connecticut

SLUGGING PERCENTAGE

.576 - Brian Dopirak, New Hampshire

EXTRA-BASE HITS

61 - Brennan Boesch, Erie

RUNS SCORED

98 - Jose Constanza, Akron

ERA (min. 0.8 IP/league game)

2.23 - Zach McAllister, Trenton

WINS

14 - Josh Tomlin, Akron

SAVES

25 - Anthony Slama, New Britain

STRIKEOUTS

133 - Ryan Mullins, New Britain

GAMES

56 - Roy Merritt, Binghamton

COMPLETE GAMES

3 - Jon Kibler, Erie

Notes:

♦ Altoona's Daniel Moskos finished 7th in the Eastern League in Earned Run Average. Moskos sported a 3.74 ERA in 2009.

♦ Moskos and Yoslan Herrera were both tied for third place in the E.L. with 11 total wins apiece.

FINAL 2009 STANDINGS ♦ E.L. NORTH

CLUB	W	L	PCT	GB
Connecticut	83	59	.585	-
New Britain	72	69	.511	10.5
Trenton	69	72	.489	13.5
Portland	67	74	.475	15.5
New Hampshire	64	78	.451	19.0
Binghamton	54	86	.386	28.0

FINAL 2009 STANDINGS ♦ E.L. SOUTH

CLUB	W	L	PCT	GB
Akron	89	53	.627	-
Reading	75	67	.528	14.0
Bowie	73	69	.514	16.0
Erie	71	70	.504	17.5
Harrisburg	70	72	.493	19.0
Altoona	62	80	.437	27.0

E.L. NORTH DIV. PLAYOFFS

Connecticut defeats New Britain, 3-1

E.L. SOUTH DIV. PLAYOFFS

Akron defeats Reading, 3-0

E.L. CHAMPIONSHIP

Akron defeats Connecticut, 3-1

2009 E.L. POST-SEASON ALL STARS

First Base	Brett Pill, Connecticut
Second Base	Brock Bond, Connecticut
Third Base	Neil Sellers, Reading
Shortstop	Eduardo Nunez, Trenton
Outfield	Quinton Berry, Reading
Outfield	Brennan Boesch, Erie
Outfield	Michael Taylor, Reading
Catcher	Carlos Santana, Akron
Utility Player	Brian Dinkelman, New Britain
Designated Hitter	Brian Dopirak, New Hampshire
RH Starting Pitcher	Jeanmar Gomez, Akron
LH Starting Pitcher	Joe Savery, Reading
Relief Pitcher	Anthony Slamma, New Britain

2009 E.L. POST-SEASON AWARDS & HONORS

2009 Most Valuable Player	Carlos Santana, Akron
2009 Pitcher of the Year	Jeanmar Gomez, Akron
2009 Manager of the Year	Mike Sarbaugh, Akron
2009 Rookie of the Year	Michael Taylor, Reading

AKRON AEROS



300 South Main Street
Akron, OH 44308
Phone: (330) 253-5151
Fax: (330) 253-3300
www.akronaeros.com

TEAM INFORMATION/PERSONNEL

First Year 1997
Ballpark Canal Park (cap. 9,447)
Field Dimensions LF-331, CF-400, RF-337
Affiliation Cleveland Indians (since 1997)
League Titles 3 ('03, '05, '09)
Last Playoff Appearance 2009 (Won ELCS)
2009 Record 89-53 (1st in E.L. South)
2009 Attendance 316,836 (6th in E.L.)

Chief Executive Office Greg Agganis
Executive VP/General Manager Jeff Auman
Media Contact Jeff Holtke
Broadcaster Jim Clark

Manager Joel Skinner
Pitching Coach Greg Hibbard
Hitting Coach Jim Rickon
Trainer Chad Wolfe

Curve Hotel in Akron Akron City Centre Hotel
20 West Mill St.
Akron, OH 44308
PH: (330) 375-9763
FX: (330) 434-5525

ALTOONA/AKRON 2010 SERIES (19)

at Altoona	at Akron
Apr. 26 (Mon.) 6:30	Apr. 19 (Mon.) 7:05
Apr. 27 (Tue.) 6:30	Apr. 20 (Tue.) 7:05
Apr. 28 (Wed.) 10:30	Apr. 21 (Wed.) 10:35
May 18 (Tues.) 6:30	May 24 (Mon.) 7:05
May 19 (Wed.) 6:30	May 25 (Tue.) 7:05
May 20 (Thurs.) 10:30	May 26 (Wed.) 7:05
Aug. 3 (Tue.) 7:00	May 27 (Thurs.) 10:35
Aug. 4 (Wed.) 7:00	July 19 (Mon.) 7:05
Aug. 5 (Thurs.) 7:00	July 20 (Tue.) 7:05
	July 21 (Wed.) 7:05

CURVE vs. AKRON SERIES INFO

All-Time vs. Akron 106-128
at Altoona 62-62
at Akron 44-66
Postseason vs. Akron 5-9
2009 vs. Akron 7-17
at Altoona 3-11
at Akron 4-6
Best Record vs. Akron 16-4 (2004)
Worst Record vs. Akron 7-17 (2009)
Largest Margin of Victory 14 (4/20/06, 18-4)
Largest Margin of Defeat 12 (8/6/04, 16-4)

BINGHAMTON METS



211 Henry Street
Binghamton, NY 13901
Phone: (607) 723-6387
Fax: (607) 723-7779
www.bmets.com

TEAM INFORMATION/PERSONNEL

First Year 1992
Ballpark NYSEG Stadium (cap. 6,012)
Field Dimensions LF-330, CF-400, RF-330
Affiliation New York Mets (since 1992)
League Titles 2 ('92, '94)
Last Playoff Appearance 2004 (Lost in Div. Playoffs)
2009 Record 4-86, (6th in E.L. North)
2009 Attendance 210,526 (11th in E.L.)

President Michael Urda
General Manager Jim Weed
Media Contact Matt McCabe
Broadcaster Matt McCabe

Manager Tim Teufel
Pitching Coach Mark Brewer
Hitting Coach Luis Natera
Trainer Joseph Golia

Curve Hotel in Binghamton ... Best Western-Johnson City
569 Harry L. Drive
Johnson City, NY 13790
PH: (607) 729-9194
FX: (607) 729-3205

ALTOONA/BINGHAMTON 2010 SERIES (10)

at Altoona	at Binghamton
July 6 (Mon.) 7:00	June 28 (Mon.) 6:35
July 7 (Tue.) 7:00	June 29 (Tue.) 6:35
July 8 (Wed.) 7:00	June 30 (Wed.) 6:35
July 9 (Thurs.) 7:00	Aug. 20 (Fri.) 7:05
	Aug. 21 (Sat.) 7:05
	Aug. 22 (Sun.) 6:35

CURVE vs. BINGHAMTON SERIES INFO

All-Time vs. Binghamton 43-41
at Altoona 27-16
at Binghamton 16-25
2009 vs. Binghamton 4-4
at Altoona 2-2
at Binghamton 2-2
Best Record vs. Binghamton 6-2 (2003)
Worst Record vs. Binghamton 2-6 (2008)
Largest Margin of Victory 7 (6/3/99, 11-4)
Largest Margin of Defeat 11 (5/29/00, 11-0)

**BOWIE BAYSOX**

4101 NE Crain Highway
Bowie, MD 20716
Phone: (301) 805-6000
Fax: (301) 464-4911
www.baysox.com

TEAM INFORMATION/PERSONNEL

First Year 1993
Ballpark Prince George's Stadium (cap. 10,000)
Field Dimensions LF-309, CF-405, RF-309
Affiliation Baltimore Orioles (since 1993)
League Titles None
Last Playoff Appearance 2008 (lost in Div. Playoffs)
2009 Record 73-69, 3rd in E.L. South
2009 Attendance 247,660 (8th in E.L.)

Ownership Maryland Baseball Holding, LLC.
General Manager Brian Shallcross
Media Contact Tom Sedlacek
Broadcaster No radio

Manager Brad Komminsk
Pitching Coach Kennie Steenstra
Hitting Coach Elmore "Moe" Hill
Trainer Joe Benge

Curve Hotel in Bowie Best Western Annapolis
2520 Riva Road
Annapolis, MD 21401
PH: (410) 224-2800
FX: (410) 266-5539

ALTOONA/BOWIE 2010 SERIES (7)

at Altoona	at Bowie
June 25 (Fri.) 7:00	Aug. 30 (Mon.) 7:05
June 26 (Sat.) 7:00	Aug. 31 (Tue.) 7:05
June 27 (Sun.) 6:00	Sept. 1 (Wed.) 7:05
	Sept. 2 (Thurs.) 7:05

CURVE vs. BOWIE SERIES INFO

All-Time vs. Bowie	109-101
at Altoona	57-52
at Bowie	52-49
2008 vs. Bowie	8-12
at Altoona	4-6
at Bowie	4-6
Best Record vs. Bowie	13-7 (2002)
Worst Record vs. Bowie	8-12 (2009)
Largest Margin of Victory	12 (8/22/04, 12-0)
Largest Margin of Defeat	16 (8/1/08, 19-3)

ERIE SEAWOLVES

110 East 10th Street
Erie, PA 16501
Phone: (814) 456-1300
Fax: (814) 456-7520
www.seawolves.com

TEAM INFORMATION/PERSONNEL

First Year 1999
Ballpark Jerry Uht Park (cap. 6,952)
Field Dimensions LF-312, CF-400, RF-328
Affiliation Detroit Tigers (since 2001)
League Titles None
Last Playoff Appearance 2007 (Lost in Div. Playoffs)
2009 Record 71-70, (4th in E.L. South)
2009 Attendance 220,909 (10th in E.L.)

Ownership Mandalay Baseball Properties
General Manager John Frey
Media Contact Greg Gania
Broadcaster Greg Gania

Manager Phil Nevin
Pitching Coach Ray Burris
Hitting Coach Glenn Adams
Trainer Chris McDonald

Curve Hotel in Erie Avalon Hotel
16 W. 10th St.
Erie, PA 16501
PH: (814) 459-2220
FX: (814) 459-2322

ALTOONA/ERIE 2010 SERIES (20)

at Altoona	at Erie
April 22 (Thurs.) 6:30	April 15 (Thurs.) 6:35
April 23 (Fri.) 6:30	April 16 (Fri.) 6:35
April 24 (Sat.) 6:30	April 17 (Sat.) 1:05
April 25 (Sun.) 2:00	April 18 (Sun.) 1:05
May 7 (Fri.) 6:30	May 21 (Fri.) 6:35
May 8 (Sat.) 5:00	May 22 (Sat.) 6:35
May 9 (Sun.) 2:00	May 23 (Sun.) 1:05
Aug. 23 (Mon.) 7:00	July 26 (Mon.) 7:05
Aug. 24 (Tue.) 7:00	July 27 (Tue.) 7:05
Aug. 25 (Wed.) 7:00	July 28 (Wed.) 12:05

CURVE vs. ERIE SERIES INFO

All-Time vs. Erie	107-112
at Altoona	44-58
at Erie	63-52
Postseason vs. Erie	3-0
2009 vs. Erie	11-14
at Altoona	4-6
at Erie	7-8
Best Record vs. Erie	13-6 (2006)
Worst Record vs. Erie	7-13 (2004)
Largest Margin of Victory	12 (7/28/02, 14-2)
Largest Margin of Defeat	19 (7/7/09, 19-2)

HARRISBURG SENATORS



Commerce Bank Park, City Island
Harrisburg, PA 17101
Phone: (717) 231-4444
Fax: (717) 231-4445
www.senatorsbaseball.com

TEAM INFORMATION/PERSONNEL

First Year 1987
Ballpark Metro Bank Park (cap. 6,302)
Field Dimensions LF-330, CF-400, RF-335
Affiliation Washington Nationals (since 1991)
League Titles 6 ('87, '93, '96, '97, '98, '99)
Last Playoff Appearance 2002 (Lost in ELCS)
2009 Record 70-72 (5th in E.L. South)
2009 Attendance 228,741 (9th in E.L.)

President Kevin Kulp
General Manager Randy Whitaker
Media Contact Terry Byrom
Broadcasters Terry Byrom, Matt Tymann

Manager Randy Knorr
Pitching Coach Randy Tomlin
Hitting Coach Troy Gingrich
Trainer Atsushi Toriida

Curve Hotel in Harrisburg Holiday Inn West
5401 Carlisle Pike
Mechanicsburg, PA 17050
PH: (800) 772-7829

NEW BRITAIN ROCK CATS



230 John Karbonic Way
New Britain, CT 06051
Phone: (860) 224-8383
Fax: (860) 225-6267
www.rockcats.com

TEAM INFORMATION/PERSONNEL

First Year 1983
Ballpark New Britain Stadium (cap. 6,146)
Field Dimensions LF-330, CF-400, RF-330
Affiliation Minnesota Twins (since 1995)
League Titles 2 ('83, '01)
Last Playoff Appearance 2009 (Lost in Div. Playoffs)
2008 Record 72-69 (2nd in E.L. North)
2008 Attendance 366,682 (4th in the E.L.)

President & CEO Bill Dowling
VP/General Manager John Willi
Media Contact Bob Dowling
Broadcaster Jeff Dooley

Manager Jeff Smith
Pitching Coach Stu Cliburn
Hitting Coach Rudy Hernandez
Trainer Chad Jackson

Curve Hotel in New Britain Holiday Inn Express
120 Laning Street
Southington, CT 06489
PH: (860) 276-0736
FX: (860) 276-9405

ALTOONA/HARRISBURG 2010 SERIES (20)

at Altoona	at Harrisburg
April 8 (Thurs.) 6:30	April 30 (Fri.) 7:00
April 9 (Fri.) 6:30	May 1 (Sat.) 7:00
April 10 (Sat.) 5:00	May 2 (Sun.) 1:00
April 11 (Sun.) 2:00	July 15 (Thurs.) 7:00
May 10 (Mon.) 6:30	July 16 (Fri.) 7:00
May 11 (Tues.) 10:30	July 17 (Sat.) 7:00
May 12 (Wed.) 10:30	July 18 (Sun.) 1:00
June 8 (Tue.) 7:00	Aug. 6 (Fri.) 7:00
June 9 (Wed.) 7:00	Aug. 7 (Sat.) 7:00
June 10 (Thurs.) 7:00	Aug. 8 (Sun.) 1:00

CURVE vs. HARRISBURG SERIES INFO

All-Time vs. Harrisburg	118-89
at Altoona	66-33
at Harrisburg	52-53
2009 vs. Harrisburg	7-3
at Altoona	2-2
at Harrisburg	5-1
Best Record vs. Harrisburg	7-3 (2009)
Worst Record vs. Harrisburg	8-13 (2008)
Largest Margin of Victory	12 (8/18/06, 13-1)
Largest Margin of Defeat	12 (5/13/99, 13-1)

ALTOONA/NEW BRITAIN 2010 SERIES (6)

at Altoona	at New Britain
June 11 (Fri.) 7:00	June 1 (Tue.) 6:35
June 12 (Sat.) 7:00	June 2 (Wed.) 10:35
June 13 (Sun.) 6:00	June 3 (Thurs.) 6:35

CURVE vs. NEW BRITAIN SERIES INFO

All-Time vs. New Britain	40-32
at Altoona	21-12
at New Britain	19-19
2009 vs. New Britain	2-4
at Altoona	2-1
at New Britain	0-3
Best Record vs. New Britain	5-1 (2007)
Worst Record vs. New Britain	2-5 (2001)
Largest Margin of Victory	10 (6/12/07, 13-3)
Largest Margin of Defeat	12 (6/25/05, 13-1)



NEW HAMPSHIRE FISHER CATS



1 Line Drive
Manchester, NH 03101
Phone: (603) 641-2005
Fax: (603) 641-2055
www.nhfishercats.com

TEAM INFORMATION/PERSONNEL

First Year 2004
Ballpark MerchantsAuto.com Stadium (cap. 6,500)
Field Dimensions LF-326, CF-400, RF-306
Affiliation Toronto Blue Jays (Since 2004)
League Titles 1 (2004)
Last Playoff Appearance 2004 (E.L. Champions)
2009 Record 64-78 (5th in E.L. North)
2009 Attendance 386,991 (3rd in E.L.)

Owner, Managing Partner Art Solomon
President/General Manager Rick Brenner
Media Contact Mike Murphy
Broadcasters Mike Murphy and Bob Lipman

Manager Louis Rivera
Pitching Coach Tom Signore
Hitting Coach Ralph Dickenson
Trainer Bob Tarpey

Curve Hotel in Manchester Comfort Inn
298 Queen City Ave.
Manchester, NH 03102
PH: (603) 668-2600
FX: (603) 668-2600

ALTOONA/NEW HAMP. 2010 SERIES (6)

at Altoona		at Manchester	
Aug. 13 (Fri.).....	7:00	June 4 (Fri.).....	7:05
Aug. 14 (Sat.).....	7:00	June 5 (Sat.).....	7:05
Aug. 15 (Sun.).....	6:00	June 6 (Sun.).....	1:35

CURVE vs. NEW HAMPSHIRE SERIES INFO

All-Time vs. New Hampshire	19-17
at Altoona	9-12
at Manchester	10-5
Postseason vs. New Hampshire	0-3
2009 vs. New Hampshire	3-3
at Altoona	1-2
at Manchester	2-1
Best Record vs. New Hampshire	4-2 (2008)
Worst Record vs. New Hampshire	3-3 (2004-07, '09)
Largest Margin of Victory	12 (8/15/08, 12-0)
Largest Margin of Defeat	6 (6/11/06, 11-5)

PORTLAND SEA DOGS



271 Park Avenue
Portland, ME 04102
Phone: (207) 874-9300
Fax: (207) 780-0317
www.portlandseadogs.com

TEAM INFORMATION/PERSONNEL

First Year 1994
Ballpark Hadlock Field (cap. 7,368)
Field Dimensions LF-315, CF-400, RF-335
Affiliation Boston Red Sox (since 2003)
League Titles 1 (2006)
Last Playoff Appearance 2008 (Lost in Div. Playoffs)
2009 Record 67-74 (4th in the E.L. North)
2009 Attendance 404,709 (2nd in E.L.)

Principle Owner/Chairman Daniel Burke
President, General Manager Charlie Eshbach
Media Contact Chris Cameron
Broadcaster Mike Antonellis

Manager Arnie Beyeler
Pitching Coach Bob Kipper
Hitting Coach Dave Joppie
Trainer Paul Buchheit

Curve Hotel in Portland Wyndham Hotel
363 Maine Mall Road
South Portland, ME 04106
PH: (207) 775-6161

ALTOONA/PORTLAND 2010 SERIES (6)

at Altoona		at Portland	
June 22 (Tue.).....	7:00	Aug. 17 (Tue.).....	7:00
June 23 (Wed.).....	7:00	Aug. 18 (Wed.).....	7:00
June 24 (Thurs.).....	7:00	Aug. 19 (Thurs.).....	12:00

CURVE vs. PORTLAND SERIES INFO

All-Time vs. Portland	37-33
at Altoona	22-16
at Portland	15-17
2009 vs. Portland	3-3
at Altoona	2-1
at Portland	1-2
Best Record vs. Portland	6-1 (2000)
Worst Record vs. Portland	1-3 (2006)
Largest Margin of Victory ...	10, twice (last 8/3/00, 12-2)
Largest Margin of Defeat	9, (8/12/09, 13-4)

READING PHILLIES



1900 South Centre Ave.
Reading, PA 19605
Phone: (610) 375-8469
Fax: (610) 373-5868
www.readingphillies.com

TEAM INFORMATION/PERSONNEL

First Year 1952
Ballpark FirstEnergy Stadium (cap. 9,000)
Field Dimensions LF-330, CF-400, RF-330
Affiliation Philadelphia Phillies (since 1967)
League Titles 5 ('57, '68, '73, '95, '01)
Last Playoff Appearance 2009 (Lost in Div. Playoffs)
2009 Record 75-67, 2nd in E.L. South
2009 Attendance 460,791 (1st in E.L.)

Owner Craig Stein
General Manager Scott Hunsicker
Media Contact Tommy Viola
Broadcaster Brian Seltzer

Manager Steve Roadcap
Pitching Coach Bob Milacki
Hitting Coach Frank Cacciatore
Trainer Chris Mudd

Curve Hotel in Reading Days Inn
910 Woodland Ave.
Wyomissing, PA 19610
PH: (610) 374-1500
FX: (610) 374-2554

ALTOONA/READING 2010 SERIES (12)

at Altoona	at Reading
May 28 (Fri.) 6:30	July 1 (Thurs.) 7:05
May 29 (Sat.) 6:30	July 2 (Fri.) 7:05
May 30 (Sun.) 6:00	July 3 (Sat.) 6:35
May 31 (Mon.) 6:00	July 4 (Sun.) 6:35
Sept. 3 (Fri.) 6:30	
Sept. 4 (Sat.) 6:30	
Sept. 5 (Sun.) 6:00	
Sept. 6 (Mon.) 12:00	

CURVE vs. READING SERIES INFO

All-Time vs. Reading 104-109
at Altoona 59-39
at Reading 45-57
2009 vs. Reading 8-13
at Altoona 5-6
at Reading 3-7
Best Record vs. Reading 15-5 (2004)
Worst Record vs. Reading 6-14 (2002)
Largest Margin of Victory 11 (8/10/00, 13-2)
Largest Margin of Defeat 13 (7/6/00, 14-1)

RICHMOND FLYING SQUIRRELS



3001 N. Boulevard
Richmond, VA 23230
Phone: (804) 359-3866
Fax: (804) 359-1373
www.squirrelsbaseball.com

TEAM INFORMATION/PERSONNEL

First Year 2010
Ballpark The Diamond (cap. 10,500)
Field Dimensions LF-330, CF-402, RF-330
Affiliation San Francisco Giants (since 1995)
League Titles N/A
Last Playoff Appearance N/A
2009 Record (as Conn. Defenders) (83-59, 1st in E.L. North)
2009 Attendance N/A

Operated by Navigators Baseball, LP
General Manager Bill Papierniak
Media Contact Anthony Opperman
Broadcasters Jon Laaser, Anthony Opperman

Manager Andy Skeels
Pitching Coach Ross Grimsley
Hitting Coach Russ Morman
Trainer Eric Ortega

Curve Hotel in Richmond Holiday Inn I-64 West End
2000 Staples Mill Road
Richmond, VA 23230
PH: (804) 359-6061

ALTOONA/RICHMOND 2010 SERIES (26)

at Altoona	at Richmond
Apr. 12 (Mon.) 6:30	May 3 (Mon.) 7:05
Apr. 13 (Tue.) 6:30	May 4 (Tue.) 7:05
Apr. 14 (Wed.) 6:30	May 5 (Wed.) 7:05
July 9 (Fri.) 7:00	May 6 (Thurs.) 11:35
July 10 (Sat.) 7:00	May 13 (Thurs.) 7:05
July 11 (Sun.) 6:00	May 14 (Fri.) 7:05
July 12 (Mon.) 12:00	May 15 (Sat.) 6:35
Aug. 26 (Thurs.) 7:00	May 16 (Sun.) 2:05
Aug. 27 (Fri.) 7:00	June 18 (Fri.) 7:05
Aug. 28 (Sat.) 7:00	June 19 (Sat.) 6:35
Aug. 29 (Sun.) 6:00	June 20 (Sun.) 5:05
	July 29 (Thurs.) 7:05
	July 30 (Fri.) 7:05
	July 31 (Sat.) 6:35
	Aug. 1 (Sun.) 5:05

CURVE vs. RICHMOND SERIES INFO

All-Time vs. Richmond 0-0
at Altoona 0-0
at Richmond 0-0
2009 vs. Richmond N/A
at Altoona N/A
at Richmond N/A
Best Record vs. Richmond N/A
Worst Record vs. Richmond NA
Largest Margin of Victory N/A
Largest Margin of Defeat N/A



TRENTON THUNDER



One Thunder Road
Trenton, NJ 08611
Phone: (609) 394-3300
Fax: (609) 394-9666
www.trentonthunder.com

TEAM INFORMATION/PERSONNEL

First Year 1994
Ballpark Mercer County Waterfront Park (cap. 6,440)
Field Dimensions LF-330, CF-407, RF-330
Affiliation New York Yankees (since 2003)
League Titles 2 (2007, 2008)
Last Playoff Appearance 2008 (E.L. Champions)
2009 Record 69-72, 3rd in E.L. North
2009 Attendance 371,602 (5th in E.L.)

Ownership Garden State Baseball, LLP
General Manager Will Smith
Media Contact Bill Cook
Broadcasters Jay Burnham, Justin Shackil

Manager Tony Franklin
Pitching Coach Tommy Phelps
Hitting Coach Frank Menechino
Trainer Tim Lentych

Curve Hotel in Trenton The Trenton Marriott
1 W. Lafayette St.
Trenton, NJ 08608
PH: (609) 421-4000
FX: (609) 421-6002

ALTOONA/TRENTON 2010 SERIES (10)

at Altoona	at Trenton
July 22 (Thurs.) 7:00	June 15 (Tue.) 7:05
July 23 (Fri.) 7:00	June 16 (Wed.) 7:05
July 24 (Sat.) 7:00	June 17 (Thurs.) 7:05
July 25 (Sun.) 6:00	
Aug. 10 (Tue.) 7:00	
Aug. 11 (Tue.) 7:00	
Aug. 12 (Wed.) 7:00	

CURVE vs. TRENTON SERIES INFO

All-Time vs. Trenton	47-47
at Altoona	29-18
at Trenton	18-29
2009 vs. Trenton	5-4
at Altoona	5-1
at Trenton	0-3
Best Record vs. Trenton	6-1 (2006)
Worst Record vs. Trenton	2-5 (2000)
Largest Margin of Victory	9 (4x) last on 6/28/07, 11-2
Largest Margin of Defeat	13 (5/6/05, 16-3)

EASTERN LEAGUE INFO

Official Name

The Eastern League of Professional Baseball Clubs, Inc.

Street Address

30 Danforth Street, Suite 208, Portland, ME 04101

Phone/Fax

(207) 761-2700/(207) 761-7064

E-mail

elph@easternleague.com

Website

www.easternleague.com

President

Joe McEacharn (8th year)

Asst. to the President (media contact)

Bill Rosario - brosarior@easternleague.com

Years League Active

1923-present

Divisional Alignment

Western Division: Akron, Altoona, Bowie, Erie, Harrisburg, Richmond

Eastern Division: Binghamton, New Britain, New Hampshire, Portland, Reading, Trenton

Schedule

142 games - Teams play unbalanced schedule

Opening Date/Closing Date

April 8/September 6

Playoffs Begin

September 8

All-Star Break

July 13 & 14

All-Star Game

July 14, Harrisburg, PA

Roster Limit

24 Players (entire season)

Playoff Format

Divisional Playoffs - Top two teams in each division will play a best-of-five series with a 2-2-1 format.

Championship Series - Winners of two divisional series play in a best-of-five series with a 2-3 format.

Eastern Division hosts first two games in odd numbered years...Western Division hosts first two games in even numbered years.

Tiebreakers

☐ Ties for first place are broken on head-to-head records.

☐ Ties for second place broken by one-game playoff to be hosted by team with best head-to-head record.

League Statistician

MLB Advanced Media - 75 Ninth Ave., 5th Floor - New York, NY 10011

Statistical Minimums

Batting Title (383 minimum PA)

ERA Title (114 minimum IP)



The 2010 Eastern League All-Star game will be held at the newly renovated Metro Bank Park in Harrisburg, Pa, the affiliate of the Washington Nationals. This will be the first All-Star Game in Harrisburg since 1988.

Metro Bank Park has been undergoing a face-lift so to speak over the past two seasons, with the \$45 million in renovations and upgrades having taken place since January 2009. Phase I of the project included constructing a new boardwalk along with installing a state-of-the-art video system in the facility. Phase II began at the conclusion of the '09 campaign and involved the installation of new seating areas complete with seat backs, 21 corporate suites, three dugout suites next to the visitor's dugout and a new kids area. The park will also be upgraded with more concession areas and restrooms to better serve customers.

CURVE MIDSEASON ALL-STAR GAME SELECTIONS

1999 (Mobile, Ala.)	Kevin Haverbusch, 3B
2000 (Bowie, Md.)	Sam McConnell, LHP
2001 (Round Rock, Texas)	J.R. House, C
2002 (Norwich, Conn.)	Shawn Garrett, (OF), Chris Spurling, RHP
2003 (New Britain, Conn.)	Sean Burnett (LHP), Jose Castillo (2B), Shawn Garrett (OF), Mike Johnston (LHP)
	Chan Perry (1B)
2004 (Bowie, Md.)	Bryan Bullington (RHP), Chris Duffy (OF), Jeff Keppinger (2B), Ian Snell (RHP)
2005 (Portland, Maine)	Jose Bautista (3B), Josh Bonifay (1B), Brady Borner (LHP), Rajai Davis (OF), Tom Gorzelanny (LHP)
2006 (ALTOONA)	Vic Buttlar (OF), Landon Jacobsen (RHP), Brandon Knight (RHP), Simon Pond (1B), Brett Roneberg (OF),
	Shane Youman (LHP)
2007 (Norwich, Conn.)	Dave Davidson (LHP), Luis Munoz (RHP), Steven Pearce (1B), Brian Peterson (C), Matt Peterson (RHP),
	Neil Walker (3B)
2008 (Manchester, N.H.)	Pat Bresnehan (RHP), Jason Delaney (1B), Shelby Ford (2B)^, Yoslan Herrera (RHP),
	*Josh Shortslef (LHP)
2009 (Trenton, N.J.)	Jason Delaney (OF), Brian Friday (SS), Daniel Moskos (LHP)

* = Herrera was selected to play but did not because of a promotion to Pittsburgh

^ = Ford was selected to play but did not because of an injury

NOTE: From 1999-02 Curve players participated in the Double-A All-Star Game, which included players from the Eastern, Southern and Texas Leagues. The Eastern League began holding its own all-star game in 2003.



Jose Bautista

Shawn Garrett

Bryan Bullington

Vic Buttlar



Curve
Pa

PIRATES ORGANIZATION

LYNCHBURG HILLCATS

The 2009 Lynchburg Hillcats finished the first half of the season with a 45-24 record to win the first half and earn themselves a spot in the Carolina League playoffs.

After defeating the Wilmington Blue Rocks in the first round, the Hillcats made quick work of the Salem Avalanche to win the Mills Cup Championship.

Prospect Chase d'Arnaud was named MVP while LHP Rudy Owens (above) went 1-0 with a 1.46 ERA in two playoff starts.



PITTSBURGH PIRATES BASEBALL CLUB

PNC PARK AT NORTH SHORE

115 FEDERAL STREET

PITTSBURGH, PA 15212

(412) 323-5000

www.pittsburghpirates.com

EXECUTIVE

Chairman.....	Robert Nutting
President.....	Frank Coonelly
Executive Vice President & Chief Financial Officer.....	Jim Plake
Senior Vice President & PNC Park General Manager.....	Dennis DaPra
Vice President, Communications & Public Affairs.....	Patricia Paytas

BASEBALL OPERATIONS

General Manager.....	Neal Huntington
VP and General Counsel.....	Larry Silverman
Special Assistant to the General Manager.....	Mike Basso
Special Assistant to the General Manager.....	Keith Champion
Special Assistant to the General Manager.....	Larry Corrigan
Special Assistant to the General Manager.....	Marc DelPiano
Special Assistant to the General Manager.....	Joe Ferrone
Special Assistant to the General Manager.....	Jax Robertson
Special Assistant to the General Manager.....	Pete Vuckovich
Special Assistant to the General Manager.....	Steve Williams
Senior Advisor.....	Chuck Tanner
Senior Director of Scouting.....	Greg Smith

PLAYER DEVELOPMENT

Director of Player Development.....	Kyle Stark
Baseball Operations Assistant.....	Alex Langsam
Director, Florida Operations.....	Trevor Gooby
Minor League Field Coordinator/Catching Coordinator.....	Jeff Banister
Minor League Infield Coordinator.....	Steve Lombardozzi
Minor League Pitching Coordinator.....	Jim Benedict
Minor League Hitting Coordinator.....	Gregg Ritchie
Minor League Outfield/Baserunning Coordinator.....	Kimera Bartee
Latin American Field Coordinator.....	Euclides Rojas
Minor League Training Coordinator.....	Carl Randolph
Minor League Strength & Conditioning Coordinator.....	Chris Sobonya



Curve owner Bob Lozinak (left) and Pirates' President Frank Coonelly (right) signed a four-year extension of their current Player Development Contract on May 23, 2009 that will keep the Pirates and Curve affiliated with one another through the 2014 season. At the conclusion of the agreement it will mean that Pittsburgh and Altoona will have been affiliated longer than any other team in Pirates history - 16 years. 2009 Curve players Jeff Sues, Kyle Bloom and Daniel Moskos (L-R) look on.



2009 MINOR LEAGUE ORGANIZATIONAL LEADERS

BATTING AVERAGE (Min. 2.7 PA/Team Games)

Erik Huber	LYN	.301
Brock Holt	STC	.299
Chase d'Arnaud	LYN	.293

ERA (Min. 0.8 IP/Team Games)

Rudy Owens	WV/LYN	2.10
Brad Lincoln	ALT/IND	3.37
Matt McSwain	LYN	3.43

HOME RUNS

Pedro Alvarez	LYN/ALT	27
Neil Walker	IND	15
Jonel Pacheco	ALT	14

WINS

Daniel McCutchen	IND/PIT	13
Yoslan Herrera	ALT/IND	12
Three (3) others tied at		11

RUNS BATTED IN

Pedro Alvarez	LYN/ALT	95
Jordy Mercer	LYN	83
Miles Durham	LYN/ALT	73

SAVES

R.J. Rodriguez	LYN	27
Chris Bootcheck	IND	20
Jean Machi	ALT/IND	12

STOLEN BASES

Jose De Los Santos	LYN	53
Robbie Grossman	WV	35
Chase d'Arnaud	LYN	31

STRIKEOUTS

Rudy Owens	WV/LYN	113
Daniel McCutchen	IND/PIT	110
Brad Lincoln	ALT/IND	107



INDIANAPOLIS INDIANS

Class AAA - International League

Victory Field (cap. 15,696)
501 West Maryland Street
Indianapolis, IN 46225
Phone: (317) 269-3542
Fax: (317) 269-3541
www.indyindians.com

2010 COACHING STAFF/ TEAM PERSONNEL

Manager.....Frank Kremblas
Pitching Coach.....Dean Treanor
Hitting Coach.....Jeff Branson
General Manager.....Cal Burleson
Media Contact.....Brian Bosma

2009 INTERNATIONAL LEAGUE STANDINGS

TEAM	W	L	PCT.	GB
Louisville Bats	84	58	.592	--
Toledo Mud Hens	73	70	.510	11.5
Indianapolis Indians	70	73	.490	14.5
Columbus Clippers	57	85	.401	27.0

AVG:

HR:

RBI:

RUNS:

HITS:

SB:

GAMES:

2009 TEAM LEADERS

Garrett Jones (.307)
Neil Walker (14)
Neil Walker (69)
Brian Bixler (71)
Brian Bixler (111)
Jeff Salazar (16)
Brian Bixler (108)

W:

L:

SV:

ERA:

IP:

SO:

GAMES:

Brad Lincoln (6)
Jason Davis (8)
Chris Bootcheck (20)
Tom Gorzelanny (2.48)
Eric Hacker (116.1)
Tom Gorzelanny (85)
Chris Bootcheck (40)



BRADENTON MARAUDERS

Advanced - A - Florida State League

McKechnie Field/Pirate City
1701 27th Street East
Bradenton, FL 34208
Phone: (941) 747-3031
Fax: (941) 747-9442
www.bradentonmarauders.com

2010 COACHING STAFF/ TEAM PERSONNEL

Manager.....P.J. Forbes
Pitching Coach.....Wally Whitehurst
Hitting Coach.....Dave Howard
General Manager.....Dan Wolfert
Media Contact.....Dan Wolfert

2009 CAROLINA LEAGUE NORTH STANDINGS

TEAM	W	L	PCT	GB
Wilmington Blue Rocks	84	55	.604	-
Potomac Nationals	79	58	.577	4.0
Lynchburg Hillcats	73	66	.525	11.0
Frederick Keys	64	75	.469	25.0

AVG:

HR:

RBI:

RUNS:

HITS:

SB:

GAMES:

2009 TEAM LEADERS (Lynchburg)

Miles Durham (.296)
Pedro Alvarez (14)
Jordy Mercer (83)
Jose De Los Santos (70)
Matt Hague (133)
Jose De Los Santos (53)
Jordy Mercer (131)

W:

L:

SV:

ERA:

IP:

SO:

GAMES:

Matt McSwain (11)
Bryan Morris (9)
R.J. Rodriguez (27)
Ronald Uviedo (3.36)
Matt McSwain (144.1)
Justin Wilson (94)
R.J. Rodriguez (48)

WEST VIRGINIA POWER

Class A - South Atlantic League

Appalachian Power Park (cap. 6,200)

601 Morris St. suite 201

Charleston, WV 25301

Phone: (304) 344-BATS (2287)

Fax: (304) 344-0083

www.wvpower.com

2010 COACHING STAFF/
TEAM PERSONNEL

Manager..... Gary Green
Pitching Coach..... Jeff Johnson
Hitting Coach..... Edgar Verela
General Manager..... Joe Payne
Media Contact..... Adam Marco

2009 SOUTH ATLANTIC LEAGUE NORTH

TEAM	W	L	PCT	GB
Kannapolis Intimidators	82	57	.590	--
Lakewood BlueClaws	78	58	.574	2.5
Lake County Captains	71	66	.518	10.0
West Virginia Power	67	70	.489	14.0
Delmarva Shorebirds	66	70	.485	14.5
Greensboro Grasshoppers	66	74	.471	16.5
Hickory Crawdads	63	76	.453	19.0
Hagerstown Suns	56	78	.418	23.5

2009 TEAM LEADERS

AVG:	Erik Huber (.318)	W:	Rudy Owens (10)
HR:	Calvin Anderson (12)	L:	Duke Welker (11)
RBI:	Quincy Latimore (70)	SV:	Eduardo Pena (8)
RUNS:	Robbie Grossman (83)	ERA:	Rudy Owens (1.70)
HITS:	R. Grossman/Q. Latimore (120)	IP:	Gabriel Alvarado (114.0)
SB:	Robbie Grossman (35)	SO:	Gabriel Alvarado (96)
GAMES:	Quincy Latimore (118)	GAMES:	Wilson Ortiz (36)



STATE COLLEGE SPIKES

Class A - New York-Penn League

Medlar Field at Lubrano Park (cap. 5,406)

112 Medlar Field at Lubrano Park

University Park, PA 16802

Phone: (814) 272-1711

Fax: (814) 272-1718

www.statecollegespiques.com

2010 COACHING STAFF/
TEAM PERSONNEL

Manager..... Gary Robinson
Pitching Coach..... Mike Steele
Hitting Coach..... Brandon Moore
General Manager..... Jason Dambach
Media Contact..... Joe Putterman

2009 NEW YORK-PENN LEAGUE PINCKNEY DIVISION

TEAM	W	L	PCT	GB
Mahoning Valley	49	27	.645	--
Williamsport	42	34	.553	7.0
State College	38	38	.500	11.0
Batavia	37	39	.487	12.0
Jamestown	34	42	.447	25.0
Auburn	26	49	.347	22.5

2009 TEAM LEADERS

AVG:	Brock Holt (.299)	W:	Tyler Cox (8)
HR:	Justin Byler/Brock Holt (6)	L:	Nelson Pereira (5)
RBI:	Justin Byler/Pat Irvine (41)	SV:	Marc Baca (6)
RUNS:	E. Chambers/B. Holt (45)	ERA:	Zach Foster (1.24)
HITS:	Brock Holt (76)	IP:	Kyle McPherson (75.1)
SB:	Brock Holt (9)	SO:	K. McPherson/T. Cox (57)
GAMES:	Brock Holt/Pat Irvine (66)	GAMES:	Zach Foster (20)



BRADENTON PIRATES

Rookie - Gulf Coast League

McKeechnie Field/Pirate City

1701 27th Street East

Bradenton, FL 34208

Phone: (941) 747-3031

Fax: (941) 747-9549

2010 COACHING STAFF/
TEAM PERSONNEL

Manager..... Tom Prince
Pitching Coach..... Miguel Bonilla
Coach..... Rudy Pena
Media Contact..... Trevor Gooby

2009 GULF COAST LEAGUE NORTHERN STANDINGS

TEAM	W	L	PCT	GB
Yankees	33	27	.550	--
Phillies	31	28	.525	1.5
Blue Jays	30	28	.517	2.0
Tigers	29	30	.492	3.5
Pirates	29	31	.483	4.0
Braves	26	34	.433	7.0

2009 TEAM LEADERS

AVG:	Ramon Cabrera (.291)	W:	Jhonathan Ramos (5)
HR:	Rogelio Noris (6)	L:	Mitchell Fienemann (6)
RBI:	Gerlis Rodriguez (28)	SV:	Diomedes Garcia (7)
RUNS:	Gift Ngoepe (24)	ERA:	Trent Stevenson (1.20)
HITS:	Gerlis Rodriguez (53)	IP:	Mitchell Fienemann (40.1)
SB:	Gift Ngoepe (13)	SO:	Brent Klinger (36)
GAMES:	Gerlis Rodriguez (54)	GAMES:	Diomedes Garcia (15)



Curve
Pa

GENERAL INFORMATION

CURVE, Pa.

"The Altoona Curve is a team and brand that many in the region take a great deal of pride in. This organization means quite a bit to them and in turn our fans mean the world to us."

-- G.M. Rob Egan

YEARLY ATTENDANCE TOTALS

YEAR	OPENINGS	TOTAL ATTENDANCE	AVG. ATTENDANCE
2009	64	275,945	4,311
2008	67	346,973	5,179
2007	67	356,339	5,318
2006	66	365,407	5,536
2005	71	390,239	5,496
2004	66	394,062	5,970
2003	65	365,376	5,621
2002	69	363,871	5,273
2001	68	348,316	5,122
2000	66	333,968	5,060
1999	69	323,932	4,695
TOTALS	738	3,864,428	5,236

NOTE: Figures do not include the 7,346 fans the Curve drew for their May 15, 2000 exhibition vs. Pittsburgh, the 9,308 who attended the 2006 E.L. All-Star Game, or the 48,083 fans who attended the Curve's 10 E.L. playoff games at Blair County Ballpark from 2003-06

2009 E.L. ATTENDANCE (by average)

TEAM	BALLPARK	CAPACITY	TOTAL	OPENINGS	AVERAGE
Reading Phillies	First Energy Stadium	9,000	460,791	69	6,678
Portland Sea Dogs	Hadlock Field	7,368	404,709	66	6,132
New Hampshire Fisher Cats	Merchantsauto.com Stadium	6,500	386,991	69	5,609
New Britain Rock Cats	New Britain Stadium	6,146	366,682	66	5,556
Trenton Thunder	Waterfront Park	6,440	371,602	67	5,546
Akron Aeros	Canal Park	9,447	316,836	68	4,659
Altoona Curve	Blair County Ballpark	7,210	275,945	64	4,312
Bowie Baysox	Prince George's Stadium	10,000	247,660	65	3,810
Harrisburg Senators	Commerce Bank Park	6,302	228,741	64	3,574
Erie SeaWolves	Jerry Uht Park	6,952	220,909	70	3,156
Binghamton Mets	NYSEG Stadium	6,102	210,526	67	3,142
Connecticut Defenders	Dodd Stadium	6,695	203,005	66	3,076

CURVE ALL-TIME MONTHLY ATTENDANCE

MONTH	TOTAL	OPENINGS	AVERAGE
April	474,931	120	3,958
May	768,594	155	4,959
June	707,887	135	5,244
July	872,507	155	5,629
Aug/Sept	1,040,509	173	6,015
TOTAL	3,864,428	738	5,236

CURVE ALL-TIME DAILY ATTENDANCE

DAY	TOTAL	OPENINGS	AVERAGE
Monday	412,122	96	4,293
Tuesday	462,199	103	4,487
Wednesday	453,874	98	4,631
Thursday	473,913	93	5,096
Friday	652,630	112	5,827
Saturday	751,002	117	6,412
Sunday	658,688	115	5,728
TOTAL	3,864,428	738	5,236





TOP 10 REGULAR SEASON CROWDS AT BLAIR COUNTY BALLPARK

Rank	Total	Date/Opponent	Result
1	9,255	8/10/03 vs. Harrisburg (DH)	L, 4-2 / W, 4-3
2	9,163	7/4/04 vs. Harrisburg	W, 2-0 (7)
3	9,137	7/4/03 vs. Erie	W, 11-5
4	9,017	8/18/06 vs. Harrisburg	W, 13-1
5	8,979	8/22/04 vs. Bowie	W, 12-0
6	8,836	8/5/06 vs. New Britain	L, 3-2
7	8,814	7/1/06 vs. Akron	L, 7-0
8	8,731	8/22/08 vs. New Hampshire	L, 5-4 (10)
9	8,712	7/4/05 vs. Erie	L, 5-4
10	8,692	8/2/08 vs. Bowie	L, 12-2

TOP SERIES ATTENDANCE

TOP 3-DATE SERIES

Total	Dates	Opponent
24,513	August 18-20, 2006	Harrisburg
24,268	August 17-19, 2007	Erie
23,411	August 6-8, 2004	Harrisburg
23,009	August 4-6, 2006	New Britain

TOP 4-DATE SERIES

Total	Dates	Opponent
30,914	August 19-22, 2004	Bowie
29,748	July 15-18, 2004	Reading
29,309	June 30-July 3, 2006	Akron
28,754	July 11-14, 2006	Akron

TOP 6-DATE HOMESTANDS

Total	Dates	Opponents
41,390	August 18-23, 2006	HAR/BOW
39,380	August 5-10, 2005	AKR/BOW
39,032	June 28-July 3, 2006	BOW/AKR
38,259	May 25-30, 2004	RDG/NBR
38,795	August 19-24, 2008	POR/NHM

TOP 7-DATE HOMESTANDS

Total	Dates	Opponents
44,488	July 15-21, 2004	RDG/ERIE
42,713	Aug. 25-Sept. 1, 2003	RDG/ERIE
41,083	July 22-28, 2005	HAR/BIN
41,030	June 20-26, 2005	BOW/NBR
40,676	June 16-22, 2003	TRE/HAR

BLAIR COUNTY BALLPARK SEATING BREAKDOWN

Diamond Club (100 Level)	1,634
Terrace Level (200 Level)	1,204
Grandstand Level (300 Level)	2,646
Outfield Reserved (500 Level)	744
Third-Base Picnic Pavilion	250
"Rail Kings" (on Party Deck)	40
Skybox Seating	292
Bleacher Seating	400
Total Seating Capacity	7,210

NOTE: From 1999-02 total seating capacity at Blair County Ballpark was listed at 6,176. Prior to the 2003 season an additional 1,034 seats were created with the construction of the new left-field reserved bleacher section, the third-base picnic pavilion and the left-field Party Deck.



“A minor league ballpark is one thing. An amusement park is another. But tucked in the Allegheny Mountains is a place where there’s really no difference.”

--USA Today, August 8, 2002

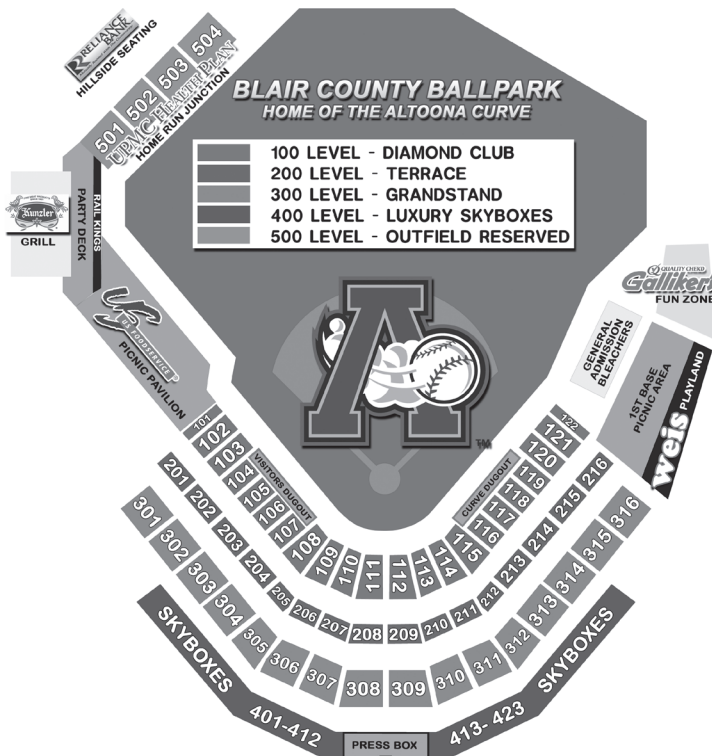
Opened on April 15, 1999, **Blair County Ballpark** is widely considered by fans, players, baseball executives and media as one of the finest minor league baseball facilities in America. Located just off Interstate 99 in Altoona, the ballpark features a beautiful brick exterior and the design is modeled after a railroad roundhouse to tie in the industry which helped found the city of Altoona and is still very much present to this day. The inside of Blair County Ballpark features just over 7,200 fixed seats between two levels. The double-deck layout of the seating section allows for expansive lower and upper concourses, giving fans plenty of space to walk around the ballpark without having to fight through a stationary crowd of people. The “Skyliner” roller coaster from neighboring Lakemont Park and the scenic Allegheny Mountains add to the overall beauty of Blair County Ballpark.

FACTS AND FIGURES

Groundbreaking	March 7, 1998
Opened	April 15, 1999
Architects	L.D. Astorino Companies, Pittsburgh, PA
Construction	Ralph J. Albarano and Sons, Duncansville, PA
Cubic Feet of Concrete	270,000
Number of Bricks	69,000
Width of Lower Concourse Area	80 feet
Home Clubhouse (Sq. Feet)	2,200
Visiting Clubhouse (Sq. Feet)	1,400
Indoor Batting Cage (Sq. Feet)	5,000
Dugouts	9' x 60'
Skybox Level Height (from field level)	70 feet
Highest Point of Ballpark (from field level)	80 feet
Height of Light Poles (from field level)	125 feet
Seating Capacity	7,210
Luxury Skyboxes	21
Toyota Party Deck	Left-field
U.S. Foodservice Picnic Pavilion	Third Base
UPMC Health Plan Home Run Junction (OF Reserved Bleachers)	Left-field

BALLPARK DIMENSIONS

LF	325'	Fence Height (LF Corner)	16'
LCF	365'	LF Fence Height (in front of OF Bleachers)	6'
CF	405'	OF Fence Height	8'
RCF	375'	CF Fence Height	16'
RF	325'		



2010 ALTOONA CURVE TICKET PRICES

Rail Kings (On Toyota Party Deck).....	\$12.00
Diamond Club (100 Level)	\$10.00
Terrace (200 Level)	\$8.00
Grandstand (300 Level)	\$6.00
UPMC Health Plan Home Run Junction (OF Bleachers).....	\$5.00
General Admission***	\$5.00

***Includes the first base bleachers. When all ballpark seats are sold out, GA/Standing Room tickets become available for all non-numbered sections

Seniors (65 & over) and children (12 & under) receive a \$1.00 discount on Terrace & Grandstand Level seating

HOW TO ORDER CURVE TICKETS

BY PHONE:	Call the Curve Ticket Office at (814) 943-5400 or toll-free at (877) 99-CURVE						
ON-LINE:	Click the "Buy Tickets Here" icon on the front page of www.altoonacurve.com to purchase and print Curve tickets on-line.						
IN PERSON:	Visit the Curve Ticket Office at Blair County Ballpark during the hours listed below						
TICKET OFFICE HOURS:	<table> <tr> <td>Monday-Friday</td><td>9-5*</td></tr> <tr> <td>Saturday</td><td>10-2*</td></tr> <tr> <td>Sunday</td><td>Closed (except game days)</td></tr> </table>	Monday-Friday	9-5*	Saturday	10-2*	Sunday	Closed (except game days)
Monday-Friday	9-5*						
Saturday	10-2*						
Sunday	Closed (except game days)						

*On game days, the Curve Ticket Office is open from 9 a.m. through the end of the game



ALTOONA CURVE RADIO NETWORK

For the second straight year, ESPN Radio, 1430-WVAM will serve as the team's flagship station, airing all 142 regular season games live during 2010

"We're thrilled to be back on WVAM," said General Manager Rob Egan, who from 2006-2008 served as drive time host of "Front and Center" on the station before assuming GM duties with the Curve in 2009. "Sports fans in Altoona know that WVAM is the place to go on the radio dial for terrific sports coverage on a local, regional and national basis and it was simply an easy decision to continue what has been a fantastic partnership with Forever Broadcasting."

Most Curve games will be preceded by "Sports Central" a weekday drive time show from 4:00 — 6:00 p.m. that is simulcast on WQWK-AM, 1450 in State College and hosted by longtime Altoona Curve beat writer, Cory Giger. Each weekday during the baseball season, Giger will preview the night's Curve games and on many occasions will provide extended pre-game show coverage leading up to Curve broadcasts. Sports Central will also be the outlet in which fans can tune in to hear extended, live in-depth interviews from Curve players, coaches and broadcasters.

In 2010, Curve fans will also hear a new voice contributing to the broadcasts. Mike Passanisi will join the Curve's broadcast team as a play-by-play announcer/studio host. Passanisi will call the middle three innings of each home game and serve as a studio host for all 71 road games this season. Passanisi comes to Altoona after a three-year stint at Savannah (A — New York Mets) where he called games for the Sand Gnats. He joins lead play-by-play announcer Dan Zangrilli, who enters his third season in the Altoona booth.

In addition to airing games on WVAM, the Curve and Forever Broadcasting will continue their partnership with several cross-promotional events and marketing efforts. The Curve will have season-long presence on Forever's six stations in the Altoona area: Froggy 98, Rocky 104.9, WALY 103.9, Hot 100, The Big 1290 WFBG, and ESPN Radio 1430 WVAM. Curve staff will regularly join several of the stations' personalities to promote upcoming games and events in "Curve, PA". Forever Broadcasting will also gain exposure to Curve fans throughout the region with promotional events at Blair County Ballpark that will showcase their stations' popular on-air personalities.

"It's been an absolute pleasure to work with Carol Logan, Dave Davies, and the entire Forever team in continuing and strengthening our relationship," said Egan. "We're looking forward to a terrific season and our partnership with Forever will play a big role in getting the word out about the fun we're having in 'Curve, PA'."


CURVE RADIO NETWORK AFFILIATES:

News 900, WCPA-AM - Clearfield, PA
Fox Sports Radio, 970 (WBGG-AM) - Pittsburgh, PA
WTRN-AM, 1340 - Tyrone, PA
WTRN-FM, 100.7 - Tyrone, PA
WKGE-AM, 850 - Johnstown, PA
WWGE-AM, 1400, Loretto, PA

WCPA will carry a 100-game schedule
WKGE will carry a full 142-game schedule
WWGE will carry a 71-game schedule
Fox 970 and WTRN will carry a 55-game schedule

ALL-TIME CURVE RADIO BROADCAST TEAMS

1999	Rob Egan & Jason Dambach	2005	Paul Steigerwald & Jason Dambach
2000	Rob Egan & Jason Dambach	2006	Jason Dambach, Joe Moore & Paul Steigerwald
2001	Rob Egan & Jason Dambach	2007	Jason Dambach, Jon Laaser & Paul Steigerwald
2002	Rob Egan & Jason Dambach	2008	Jason Dambach & Dan Zangrilli
2003	Rob Egan & Jason Dambach	2009	Ron Potesta & Dan Zangrilli
2004	Rob Egan & Jason Dambach	2010	Dan Zangrilli & Mike Passanisi



Dan Zangrilli - 3rd Season

Dan Zangrilli enters his fifth season broadcasting professional baseball and his third with the Altoona Curve. Prior to joining the Curve broadcast booth, Dan spent the 2006 and 2007 seasons with the State College Spikes, working alongside the Penn State Nittany Lions football and basketball broadcaster, Steve Jones.


Since 2007, Dan has also worked as sports update anchor at CBS Radio Properties News Radio 1020, KDKA-AM and Sports Radio 93.7 "The Fan" (KDKA-FM) in Pittsburgh covering the Steelers, Penguins and Pitt Panthers.

In January 2009 Dan also assumed the role as the team's Director of Communications, taking over for the team's longest-tenured employee at the time, Jason Dambach. In that role, he oversees the production of the team's annual media and information guide, the Curve Game Day Program and all other printables for the team, handles all media inquiries, maintains and produces all content for AltoonaCurve.com, the team's official website, along with writing all press releases for the organization.

Zangrilli, 24, is a 2007 graduate of Clarion University with a degree in Mass Media Arts & Journalism, and a minor in Athletic Coaching.

From 2003-2007 the Pittsburgh native served as the lead broadcaster for Clarion University men's and women's basketball. Zangrilli also served as television broadcaster for Clarion football during the 2003 and 2004 seasons. While in Clarion, Zangrilli was a morning show host at WCUC-FM for two years while also serving as either the station's General Manager or Sports Director for four years.

Dan began his sports broadcasting career in 2000 with the Pittsburgh-based MSA Sports Network broadcasting high school football, basketball and baseball in the WPIAL (District 7).



Mike Passanisi - 1st Season

Mike Passanisi joins the Curve for the 2010 campaign after spending the past three seasons calling games for the Savannah Sand Gnats (A - New York Mets) of the South Atlantic League. He will call the middle three innings of all 71 Curve home games and serve a studio host and update anchor while the team is on the road. Prior to his time in Savannah, Passanisi worked with the San Diego Surf Dawgs of the Golden Baseball League and had the privilege of providing color analysis for Jose Canseco's last comeback hurrah in 2006.

A graduate of San Diego State University with a degree in Journalism and a minor in history, Passanisi has been a warm-weather man his entire life and is spending his first extended period of time in the northeast. During his time at San Diego State he helped out in the San Diego State Media Relations Department and has worked at the NCAA Tournament, McDonald's High School All-American Game and the AFLAC All-American Game. He also served as the public address announcer for the softball team and as a fill-in PA announcer for the women's basketball team during his time with the Aztecs.

Passanisi is a native of Penn Grove, California, which is located about an hour north of San Francisco, but has lived in San Diego, California and Savannah, Georgia. In all his cross-country travels, he has visited nearly every state except for the ones in the extreme north.



Western Pennsylvania's High School Sports Source

Every pitch of the 2010 Altoona Curve Baseball season can also be heard on the MSA Sports Network, the online home for the Altoona Curve. Fans can listen by logging on to MSASports.net or just by clicking the MSA Sports logo on the AltoonaCurve.com home page. All 2010 Curve games will be archived during the season for fans to go back and listen to whenever they want!

DIRECTIONS TO BLAIR COUNTY BALLPARK

From PITTSBURGH and Points West: Take I-76/I-376 East to U.S. 22 East. Drive on 22 East for approximately 80 miles. Merge onto I-99/US-220 North approximately six miles from Altoona. Stay on I-99 North and take the Frankstown Road exit (Exit #32). Go straight at the light at the top of the ramp (crossing over Frankstown Road). The ballpark is on the right.

From STATE COLLEGE and Points North: Take U.S. 322 West to I-99/U.S. 220 South. Take Frankstown Road exit (Exit #32). At the top of the ramp, turn right at the light onto Frankstown Road. Take a right at the next light onto Park Avenue. Ballpark is on the right.

From BEDFORD, PA/CUMBERLAND, MD and Points South: Take I-99/U.S. 220 North toward Altoona. Take the Frankstown Road exit (Exit #32). Go straight at the light at the top of the ramp (crossing over Frankstown Road). The ballpark is on the right.

From HARRISBURG/PHILADELPHIA and Points East: Take Pennsylvania Turnpike West to Bedford exit. Following the toll booths, take a left at the light. Follow signs and get on I-99/U.S. 220 North. Take Frankstown Road exit (Exit #32). Go straight at the light at the top of the ramp (crossing over Frankstown Road). The ballpark is on the right.

From I-80 Traveling East: Take the Philipsburg/Woodland Exit to U.S. 322 East. After about 25 miles, take U.S. 220 South. 220 South merges with I-99 South. Drive on I-99 South for approximately 20 miles. Take the Frankstown Road exit (Exit #32). Turn right at the exit, the ballpark will be to your right.

From I-80 Traveling West: Take the Altoona/Milesburg exit and bear onto U.S. 220 South. After approximately 30 miles merge onto I-99 South. Drive on I-99 South for approximately 20 miles. Take the Frankstown Road exit (Exit #32). Turn right at the exit, the ballpark will be to your right.

2010 CURVE PRE-GAME WORKOUT SCHEDULE

	10:30 a.m.	12:00 p.m.	2:00 p.m.	5:00 p.m.
Curve BP	up to 8:30	up to 10:00	up to 12:00	up to 3:00
Visitors BP	8:30-9:15	10:00-10:45	12:00-12:45	3:00-3:45
Infield	9:15-9:25	10:55-11:05	12:45-12:55	3:45-3:55
Vis. Infield	9:25-9:35	10:55-11:05	12:55-1:05	3:55-4:05
Grounds Crew	9:35-10:25	11:05-11:55	1:05-1:55	4:05-4:55
	6:00 p.m.	6:30 p.m.	7:00 p.m.	
Curve BP	up to 4:00	up to 4:30	up to 5:00	
Visitors BP	4:00-4:45	4:30-5:15	5:00-5:45	
Infield	4:45-4:55	5:15-5:25	5:45-5:55	
Vis. Infield	4:55-5:05	5:25-5:35	5:55-6:05	
Grounds Crew	5:05-5:55	5:35-6:25	6:05-6:55	

OFFICIAL VISITING CLUB HOTEL IN ALTOONA

Ramada Inn, Altoona

Take Plank Road Exit off I-99 and turn right at the light. Hotel is located just to the right.

1 Sheraton Drive
Altoona, PA 16601
PH: (814) 946-1631
FX: (814) 946-0785

EASTERN LEAGUE UMPIRES HOTEL IN ALTOONA

Holiday Inn Express

Take Plank Road Exit off I-99, turn left at the light and travel approximately 2 miles. Hotel is on the left.

3306 Pleasant Valley Boulevard
Altoona, PA 16602
PH: (814) 944-9661
FX: (814) 944-9557

VISITING CLUB WORKOUT FACILITY

The Summit Tennis & Athletic Club

Take Plank Road Exit off I-99, turn right at the light and travel to the next stop light. Turn left at the light. Facility is located on top of the hill.

2900 Old Route 220 North
Altoona, PA 16601
PH: (814) 946-1668
FX: (814) 946-9758



IMPORTANT NUMBERS

Blair County Ballpark

MAIN PHONE: (814) 943-5400

TOLL-FREE: 1-877-99-CURVE

MAIN FAX: (814) 943-9050

PRESS FAX: (814) 942-9097

PRESS PHONE: (814) 283-3180

Who to Contact

Dan Zangrilli - Director of Communications

PH: (814) 283-3118 (direct dial)

FX: (814) 283-3119 (direct fax)

E-MAIL: dzangrilli@altoonacurve.com

Mike Passanisi - Media Relations Assistant

PH: (814) 283-3180 (direct dial)

E-MAIL: mpassanisi@altoonacurve.com

Best Time to Contact in Person

NIGHT GAME: Before 1:00 p.m.

DAY GAME: Before 10:00 a.m.

MORNING GAME: Day before

SEASON CREDENTIALS: Season credentials for the 2010 season will only be issued to legitimate news gathering organizations that cover the Curve on a daily basis. The Curve will contact media outlets on an individual basis regarding season-long credentials. Other media organizations that would like to request a season credential can do so by sending that request on company letterhead via fax (814-283-3119) or as an e-mail attachment to dzangrilli@altoonacurve.com.

DAILY CREDENTIALS: Daily credentials will be issued to those individuals or organizations who do not qualify for season credentials, including freelance writers and weekly and monthly publications. Daily credentials will also be issued to radio and TV stations when the need arises for extra pre/post-game personnel and to newspaper reporters providing extra coverage. The Curve Media Relations Department should be notified at least 24 hours in advance of the game in which daily credentials are being requested. Requests should be faxed or e-mailed. Once approved, the credentials can be picked up at the Media/Handicap Gate (see below).

CREDENTIAL PICKUPS: Season Credentials can be picked at the Curve's annual Media Day activities. Media can make other arrangements with the Curve Media Relations Department to pick up credentials after that date. Daily credentials will only be available for pickup on the day they are issued at the Media/Handicap gate.

MEDIA ENTRANCE TO BLAIR COUNTY BALLPARK: All credentialed media should enter the ballpark through the Media/Handicap gate located at the top of the stairs halfway between the Front Office and the Upper Ticket

Plaza on the third base side of the ballpark. No credentialed media are permitted to enter the ballpark through either the Curve Front Office or one of the ticket gates.

OTHER ACCEPTABLE CREDENTIALS: The Curve will also honor credentials from the Pittsburgh Pirates, National and American Leagues, the Baseball Writers Association of America and Minor League Baseball.

PRESS BOX SPACE: Though Blair County Ballpark's Press Box is spacious, the Curve still gives preferred seating to those media outlets that cover the club most frequently. If your media organization needs special space requirements please contact the Curve Media Relations Department at least 24 hours prior those dates.

PHOTO WELLS: Photo wells are located at the end of both dugouts. Photographers are welcome to use this space throughout the course of the game. Photographers are not permitted in the actual dugout area or on the field once the game begins. Please wait until the end of the inning to move to or from these areas.

PARKING: Media members holding season credentials are permitted to park their vehicles in the VIP parking lot by presenting their credentials to the attendant. Please be aware that parking is available on a first-come basis. Those holding daily credentials that need to be picked up at the Media/Handicap gate will have their name placed on a VIP parking list, as long as they give at least 24 hours notice.

INTERVIEW POLICY: The Curve Media Relations Department will be glad to assist members of the media in procuring interviews with Curve players and coaching staff members. Media members wishing to do an off-site interview or a feature story should contact the Curve no later than 48 hours prior to the scheduled interview time. The media is asked to be respectful of the players' pre-game schedule when requesting an interview with a player. Please consult the Curve Pregame Schedule listed on page 102 of this publication. **No one will be permitted to interview starting pitchers on the day of their start.**

CLUBHOUSE POLICIES: In accordance with the regulations designated by the Pittsburgh Pirates and Major League Baseball, both clubhouses will open to credentialed media from 3 1/2 hours prior to game time until 45 minutes before game time. Following the game, the clubhouses will be closed for a period of five minutes to allow the team ample time to return to the clubhouse. The clubhouse areas are also closed when the teams are on the field, unless previously approved by the Curve Media Relations department. **Clubhouses are also closed between games of a doubleheader.**

FIELD ACCESS: Credentialed media are permitted access to the field and dugout areas, but are not permitted to cross the foul lines, particularly when the team is taking batting practice. Media must leave the field and dugout areas no later than 45 minutes prior to game time.

FOREVER
BROADCASTING



COVERS ALL

Hot 92 Hot 100

ROCKY 104.9
Altoona's Rock Station

FR^{OGGY} 98

WALY 103.9
... FROM THE 80'S, 90'S & TODAY!

BIG 1290
NEWS TALK WFBO

ESPN
RADIO 1430

THE BASES!



