



**SOD
POODLES
BASEBALL
CLUB**

NEWS & NOTES

HODGETOWN

715 S. BUCHANAN ST

AMARILLO, TEXAS 79101

806-803-7762

TWITTER: @SODPOODLES

Sod Poodles Media Relations Department: Director, Cory Hilborne - CoryH@SodPoodles.com, 806-803-9614

Amarillo Sod Poodles (22-25, 52-64)
LHP Yu-Min Lin (3-4, 4.33 ERA)

VS.

Corpus Christi Hooks (15-31, 41-74)
RHP Joey Mancini (3-2, 1.67 ERA)

Thursday, August 22, 2024 • 6:35 PM CT • HODGETOWN • Radio: KVWE-102.9 FM • Game 117 • Home Game 54

UPCOMING GAMES

DAY	DATE	OPPONENT	PROBABLE PITCHERS	TIME (CT)	RADIO
Fri	Aug 23	vs. CC	RHP Joe Elbis (0-2, 4.76 ERA)	7:05 PM	KVWE-102.9 FM
Sat	Aug 24	vs. CC	RHP Billy Corcoran (6-5, 3.74 ERA)	7:05 PM	KVWE-102.9 FM
Sun	Aug 25	vs. CC	RHP Dylan Ray (2-2, 4.35 ERA)	6:05 PM	KVWE-102.9 FM

CC SEASON RESULTS

Date	Site	Result
5/7	@ CC	W, 12-5
5/8	@ CC	L, 0-1
5/9	@ CC	W, 2-1
5/10	@ CC	W, 3-2
5/11	@ CC	L, 0-2
5/12	@ CC	L, 6-14
7/30	@ CC	W, 11-5
7/31	@ CC	L, 1-2 (10)
8/1	@ CC	W, 3-2 (10)
8/2	@ CC	W, 5-1
8/3	@ CC	L, 5-9
8/4	@ CC	L, 2-3
8/20	vs. CC	W, 11-6
8/21	vs. CC	W, 13-1
8/22	vs. CC	
8/23	vs. CC	
8/24	vs. CC	
8/25	vs. CC	

CC SERIES CAPSULE

2024 at Home: 2-0
2024 on Road: 6-6
All-Time at Home: 28-20
All-Time on Road: 32-36
All-Time Totals: 60-56

STREAKS

Last 5 Games: 3-2
Last 10 Games: 6-4
Longest 2024 Winning Streak: 4
Longest 2024 Losing Streak: 7
All-Time W/L: 328-321

LEAGUE STANDINGS

2024 TEXAS LEAGUE 2ND HALF

North (W-L-PCT-GB)		
*SPRINGFIELD	30-17	.638
ARKANSAS	27-20	.574
NW ARKANSAS	24-22	.522
TULSA	22-24	.478
WICHITA	18-29	.383

South (W-L-PCT-GB)		
MIDLAND	28-19	.596
*FRISCO	25-22	.532
SAN ANTONIO	22-24	.478
AMARILLO	22-25	.468
CORPUS CHRISTI	15-31	.326

2024 TEXAS LEAGUE OVERALL

North (W-L-PCT-GB)		
*SPRINGFIELD	67-49	.578
ARKANSAS	63-52	.548
NW ARKANSAS	59-56	.513
TULSA	56-59	.487
WICHITA	49-67	.422

South (W-L-PCT-GB)		
*FRISCO	69-47	.595
MIDLAND	68-48	.586
SAN ANTONIO	53-61	.465
AMARILLO	52-64	.448
CORPUS CHRISTI	41-74	.357

* Clinched 1st half # Clinched 2nd Half

TEAM LEADERS

AVG: .261 - Vukovich
HITS: 106 - Vukovich
2B: 23 - Vukovich
TRIPLES: 4 - Roberts
HOME RUNS: 20 - Melendez
RBI: 70 - Vukovich
OPS: .778 - Melendez
SB: 8 - Roberts
SO (P): 71 - Corcoran & Lin, Y
SAVES: 10 - Stumpo
ERA: 4.78 - File
WINS: 6 - Corcoran

HOME ATTENDANCE

Last: 4,129
Total: 266,754
Average: 5,230
No. of Sellouts: 18

SO NICE THEY DID IT TWICE: Ivan Melendez and Kristian Robinson made it back-to-back games with a home run to start the series against Corpus Christi. For Melendez, it is the 20th home run of his season after leading the D-backs farm system with 30 a year ago. The D-backs no. 23-rated prospect broke his tie with Caleb Roberts and now sits alone in fourth place for the most home runs in Sod Poodles' history with 32. He is three away from tying Deyvison De Los Santos for the third all-time. Of the now 16 times an Amarillo player has homered in consecutive games, Melendez has done it five times with his last coming on June 21-22nd against San Antonio. It was the first time this year hitting a home run in back-to-back games for Robinson who now has eight total on the year. The last time Robinson left the yard on consecutive nights was in the final two games of the regular season last year on September 16th and 17th.

OFFICIALLY A PARTY: J.J. D'Orazio's sixth-inning home run was the fifth of the year and his 16th in 262 games since joining the D-backs farm system via a trade from the Blue Jays organization on September 1, 2021. D'Orazio has 18 home runs in his 336-game minor league career with six coming in 108 games with Amarillo since July 14th, 2023. Wednesday night was also just the third time in his minor league career, and second with Amarillo, that he put together a four-RBI night. D'Orazio also drove in four runs on June 19th at home against San Antonio.

SPENCE YOU BEEN HERE: LHP Spencer Giesting turned in his third quality start in 10 tries with Amarillo and holding the Hooks to one run on three hits over six magnificent innings Wednesday night. The D-backs' no. 27-rated prospect set his Double-A high with eight strikeouts, topping his previous best of seven which he had on July 28th against Wichita. Wednesday night was his 12th quality start in his last 26 games dating back to August 16, 2023 when he was in Hillsboro. During the same span, Giesting is 13-9 and carries a 3.24 ERA. His 13 wins during the span are tied for the most in all Minor League Baseball and his 150.1 IP rank sixth and his .218 BAA is the 10th best.

EVERYONE HITS: All nine Amarillo starters collected a hit in the 21-hit outburst on Wednesday night including a four-hit night from Ivan Melendez. Eight of the nine had a multi-hit effort with Neyfy Castillo and Andy Weber having three-hit games. All nine starters crossed the plate as well. It was the fourth time Amarillo had everyone in the starting lineup have at least one hit, the last coming on August 6 at home against NW Arkansas. It was the second time all nine starters scored a run, the only other time occurring on June 18 against San Antonio. It was the 39th and 10th time respectively Amarillo has accomplished both since 2019. With Kristian Robinson having just the one hit, the only time Amarillo has had all nine starters have a multi-hit game remains May 8, 2022.

FOUR PIECE: Ivan Melendez's four hits tie his Double-A high in a game, something he did earlier this season for the first time since arriving in Amarillo. He also had four hits against Frisco on May 14th. It was the 10th instance an Amarillo player has had four hits in a game this year to remain the single-game high. Only three players in team history have ever put together a five-hit night.

SIX SHOOTER: Weber was the final piece of the puzzle in helping Amarillo have a franchise-first; it was the first time in Sod Poodles history that six different players all homered in the same game. The franchise-high for home runs hit in a game is seven which happened on June 5, 2021, at Frisco. Michael De La Cruz and Luis Angel Basabe each hit two as five different Sod Poodles hit home runs that night. Tuesday night was just the third time in team history that Amarillo had hit six home runs in a game. The first came on September 11, 2021. The second happened on Mother's Day in 2022 when Corbin Carroll, Dominic Fletcher, and Blaze Alexander each had multi-HR games.

BACK-TO-BACK JACK: Caleb Roberts is the only player to be involved in both back-to-back home run instances the Sod Poodles have had this season. Roberts and Tawa were the first pair of teammates to do it for Amarillo this year when they did so on July 10th on the road in San Antonio. Roberts followed Melendez's lead on Tuesday night, hitting a solo home run off Miguel Ullola in the bottom of the second to put Amarillo up 3-0. The home run for Roberts helped him keep pace with Melendez in the all-time home run category. Both sit at 31 career home runs.

YUKE NUKE: A.J. Vukovich joined the home run party with a solo shot in the fifth. It was the 15th of his season, making him tied for the fifth-most in the Texas League this year. It was his 41st in his Sod Poodles career as he trails Tim Tawa by eight for the most ever by an Amarillo player. Vukovich also hit a home run in the series opener against San Antonio last week and has four in his last 12 games played. His 68 RBI on the year are tops in the Texas League and he sits T-4th in XBH (40) and T-6th in hits (106).

BATER TATERS: Matt Beaty was one of three players to have a multi-RBI game, finishing 2-for-4 with a home run and three RBI. It was Beaty's fifth home run with Amarillo and his first since July 9th on the road in San Antonio. He spent eight games with Triple-A Reno to begin the month. After his 12th multi-hit effort in 45 games played, Beaty is hitting .297 with five homers and five doubles with 20 RBI, 14 walks, and 18 strikeouts.

GRILLED TOTS: Andy Weber was the sixth and final Amarillo player to hit a home run on Tuesday night, hitting a three-run home run to right field in the bottom of the eighth. It was Weber's lone hit for the night as he finished 1-for-4 with three RBI and two runs scored. He now has three home runs in 25 games played for Amarillo with his last coming on August 6th at home against NW Arkansas.

TAWABUNGA FOREVER: With his promotion to Triple-A Reno, Tim Tawa departs Amarillo as the franchise-leader in home runs (48), hits (265), doubles (50), XBH (101), total bases (465), walks (120), and runs (164). He ranks second in RBI (162) and sixth in stolen bases (25). Tawa played in 105 games with Amarillo this year, bringing his total for his Amarillo career up to 281 in the regular season and he played in all six games during the 2023 Texas League Playoffs. Tawa was the leader for Amarillo this season in AVG (.270), led the Texas League in home runs (21), was first on the team in SLG (.487), OPS (.827), hits (111), XBH (45), total bases (200), and runs scored (62). The super utility-man played every position for Amarillo except for catcher.

SOD POODLES BREAKDOWN

At Home: 25-28
On the Road: 27-36
Night Games: 48-55
Day Games: 4-9
vs. RHP Starters: 36-53
vs. LHP Starters: 16-11
First Half: 30-39
Second Half: 22-25
April: 8-14
May: 14-12
June: 10-17
July: 10-13
August: 10-8
September: 0-0
Monday: 0-1
Tuesday: 14-5
Wednesday: 9-9
Thursday: 7-11
Friday: 10-10
Saturday: 7-14
Sunday: 5-14

Scoring First: 33-18
Opponent Scoring First: 19-46
Extra Innings: 5-6
Doubleheaders: 2-4
Commit An Error: 16-38
Commit No Errors: 36-25
Walk-Off Wins: 4
Walk-Off Losses: 4

vs. North 1st Half: 13-11
vs. South 1st Half: 17-28
vs. North 2nd Half: 10-11
vs. South 2nd Half: 12-14

Scoring 4+ Runs: 45-21
Opp. Scoring 4+ Runs: 20-49
Scoring 3 Or Fewer Runs: 7-43
Opp. Scoring 3 Or Fewer Runs: 32-15
Out-Hit Opponent/Tie: 45-22
Out-Hit By Opponent: 7-42
Lead After 6: 41-4
Trail After 6: 6-54
Tied After 6: 5-6
Lead After 7: 45-2
Trail After 7: 3-55
Tied After 7: 4-7
Lead After 8: 44-2
Trail After 8: 1-54
Tied After 8: 4-4

Series (W-L-T): 3-7-10

Game 1: 15-6
Game 2: 9-12
Game 3: 8-12
Game 4: 9-9
Game 5: 7-11
Game 6: 4-14
Series Sweeps: 1
Series Been Swept: 1

STARTING PITCHER



#1 YU-MIN LIN - LHP

HEIGHT: 5'11" WEIGHT: 160 B/T: L/L AGE: 21 (7/12/2003 in Taitung, Taiwan)
15 G **3-4** **71/25 K/BB** **4.33 ERA**

LAST WIN: 8/10 vs. NWA **LONGEST 2024 OUTING:** 7.0 IP (8/10 vs. NWA)
LAST HOME RUN ALLOWED: 8/4 @ CC (Jeron Williams, 3rd inning, Solo) **CAREER VS. CC:** 3 G, 1-2, 7.63 ERA, 15.1 IP, 20 H, 5 HR, 13 R, 13 ER, 16 K, 6 BB, 4 HB

- 👉 Signed by the Arizona Diamondbacks as an international free agent on December 15, 2021
- 👉 **Currently ranked as the D-backs' no. 7-rated prospect (MLB Pipeline)**
- 👉 Made his professional debut on June 10, 2022 with the ACL D-backs, pitching 2.0 IP against the ACL Giants, allowing two runs on no hits with four strikeouts
- 👉 Got his first professional win on July 29, 2022 with Visalia (A-)...Went 5.0 IP against Inland Empire and allowed just two hits and no runs with nine strikeouts.
- 👉 Ended his first professional season going 2-2 with a 2.72 ERA in 14 starts...Over 56.1 IP tallied 91 strikeouts with just 22 walks and 31 hits allowed.
- 👉 Began the 2023 season with High-A Hillsboro, going 1-3 with a 3.43 ERA over 13 starts...Allowed three or fewer runs 12 of his 13 starts.
- 👉 Set a career-high with 13 strikeouts, tying the Hillsboro single-game record by a Hop...Was a 5.0 IP scoreless outing, striking out 13-of-the-16 batters he faced.
- 👉 In his Double-A debut on July 16, 2023 vs Frisco, he went 6.0 IP scoreless with eight strikeouts while allowing just two hits.
- 👉 **Tossed his second QS of the 2024 season with seven scoreless innings on August 10 vs. NWA...Single-game high for IP in 2024 and tied his career-high for IP.**

CAREER STATS

YEAR	TEAM	W-L	ERA	G	GS	CG	SHO	IP	H	R	ER	HR	HB	BB	SO	WP	GDP	BAA
2022	ACL D-backs (Rk)	0-2	2.35	7	7	0	0	23.0	9	10	6	0	2	6	41	1	1	.118
	Visalia (A-)	2-0	2.97	7	7	0	0	33.1	31	14	11	2	1	16	50	7	2	.254
2023	Hillsboro (A+)	1-3	3.43	13	13	0	0	60.1	47	26	23	3	3	22	76	6	8	.223
	Amarillo (AA)	5-2	4.28	11	11	0	0	61.0	49	34	29	7	8	26	64	2	5	.221
2024	ACL D-backs (Rk)	0-0	1.80	1	1	0	0	5.0	1	1	1	0	0	2	9	3	0	.067
	Amarillo (AA)	3-4	4.23	15	15	0	0	72.2	84	46	35	8	8	25	71	2	6	.292
MINOR LEAGUE TOTALS		11-11	3.70	54	54	0	0	255.1	221	131	105	20	22	97	311	21	22	.237

2024 SINGLE-GAME HIGHS (AMA)	CAREER HIGHS	2024 SPLITS (AMA)
INNINGS: 7.0 IP (8/10 vs. NWA) HITS: 10 (4/23 @ FRI) RUNS: 7 (2x, Last 6/26 @ TUL) EARNED RUNS: 5 (4/23 @ FRI) STRIKEOUTS: 10 (4/11 @ MID) WALKS: 4 (6/20 vs. SA) HOME RUNS: 2 (7/30 @ CC) CONSECUTIVE WINS: 1 (3x, Last: 8/10 vs. NWA) CONSECUTIVE LOSSES: 2 (6/26 @ TUL - 7/2 vs. MID) SHORTEST START: 1.2 IP (6/26 @ TUL) PITCHES THROWN: 101 (8/16 @ SA)	INNINGS: 7.0 IP (4x, Last: 8/10/24 vs. NWA) HITS: 10 (4/23/24 @ FRI) RUNS: 7 (3x, Last 6/26/24 @ TUL) EARNED RUNS: 7 (7/7/23 vs VAN (A+)) STRIKEOUTS: 13 (6/3 @ EVE (A+)) WALKS: 4 (5x, Last: 6/20/24 vs. SA) HOME RUNS: 2 (3x, Last: 7/30/24 @ CC) WINS (SEASON): 6 (2023, Two Teams) LOSSES (SEASON): 5 (2023, Two Teams) SHORTEST START: 1.1 IP (4/15/23 vs EVE (A+)) PITCHES THROWN: 102 (8/22/23 @ SA)	VS. R: .318/.390/.502, 74 H, 6 HR, 23 2B, 3B, 34 RBI, 58 K, 21 BB VS. L: .182/.237/.309, 10 H, 2 HR, 2B, 5 RBI, 13 K, 4 BB W/ RISP: .233/.306/.349, 20 H, 7 2B, HR, 31 RBI, 30 K, 8 BB HOME: 1-2, 3.38 ERA, 29.1 IP, 28 H, 11 ER, HR, 31 K, 11 BB ROAD: 2-2, 4.98 ERA, 43.1 IP, 56 H, 34 R, 24 ER, 7 HR, 40 K, 14 BB NIGHT: 3-4, 4.59 ERA, 68.2 IP, 80 H, 46 R, 35 ER, 8 HR, 68 K, 23 BB DAY: 0-0, 0.00 ERA, 4.0 IP, 4 H, 3 K, 2 BB, HB TEAM W/L IN STARTS: 5-10

OPPOSING STARTER - RHP JOEY MANCINI (3-2, 1.67 ERA)
CAREER VS. AMA: 1 G, 0-0, 0.00 ERA, 4.1 IP, 2 H, 7 K, BB

BATTER-PITCHER MATCH-UPS (ACTIVE ROSTER, 2024)

SOD POODLES VS. JOEY MANCINI:									HOOKS VS. YU-MIN LIN:								
PLAYER	H	AB	AVG	XBH	HR	RBI	BB	SO	PLAYER	H	AB	AVG	XBH	HR	RBI	BB	SO
Beaty, M	-	-	----	-	-	-	-	-	Sacco Jr., T	2	4	.500	2	1	1	1	0
Castillo, N	0	2	.000	0	0	0	0	1	Williams, J	3	5	.600	3	1	1	0	0
D'Orazio, J	-	-	----	-	-	-	-	-	Arocho, J	1	3	.333	0	0	1	0	0
Graham, K	0	2	.000	0	0	0	0	1	Brewer, J	1	5	.200	0	0	1	0	4
Lin, L	-	-	----	-	-	-	-	-	Corona, K	2	5	.400	1	0	0	0	2
Melendez, I	-	-	----	-	-	-	-	-	Espinosa, R	0	2	.000	0	0	0	0	1
Roberts, C	0	1	.000	0	0	0	1	0	Ferreras, P	1	4	.250	0	0	0	1	2
Robinson, K	1	2	.500	1	0	0	0	1	Matthews, B	0	2	.000	0	0	1	1	0
Cintron, J	0	2	.000	0	0	0	0	1	Palma, M	2	3	.667	0	0	0	0	1
Vukovich, A	-	-	----	-	-	-	-	-	Price, C	1	5	.200	0	0	1	0	0
Walters, J	0	1	.000	0	0	0	0	0	Deming, A	-	-	----	-	-	-	-	-
Weber, A	0	2	.000	0	0	0	0	2	Encarnacion, Y	-	-	----	-	-	-	-	-
									Cole, Z	-	-	----	-	-	-	-	-



#14 NEYFY CASTILLO - OF **2024 HIGHS:** Hits - 3, Runs - 2, RBI - 3, HR - 1, 2B - 1, 3B --, BB - 2, K - 3, SB - 1

HEIGHT: 6'3"		WEIGHT: 175		B/T: R/R		AGE: 23 (3/2/2001 in Hiquey, Dominican Republic)					2024 SPLITS:							
G	AVG	OBP	SLG	AB	R	H	2B	3B	HR	RBI	BB	SB/ATT	SO	V.RHP	V.LHP	HOME	AWAY	RISP
35	.215	.291	.378	135	19	29	7	-	5	19	14	3/4	54	.200	.267	.277	.157	.243
LAST GAME: 3-for-6, HR, 2B, 2 RBI, 2 R, K					LAST HOME RUN: 8/21 vs. CC off Robaina (Leadoff)					CURRENT HITTING: 3								
CC SERIES: 5-for-11, HR, 2B, 2 RBI, 4 R, 4 K					LAST MULTI-HIT GAME: 8/21 vs. CC (3-for-6)					SEASON LONG HITTING: 5								
SA SERIES: 5-for-25, 3 2B, 3 RBI, 2 BB, 2 R, 8 K										CURRENT ON-BASE: 3								
										SEASON-LONG ON-BASE: 6								

- Had a career-long hit streak of 14 games (6/4-28/23)...Surpassing his previous career-long of 13 games with Visalia (6/27-7/17/21).
- Recorded a home run in three straight games for the first time in his professional career from July 15-18,2023. Had five separate consecutive HR games for Low-A Visalia during the 2021 season in which he set a single-season career-high with 21 home runs.
- Was named Texas League Player of the Week for August 14-20, 2023 after hitting .478 (4 HR, 2 2B, 3B, 14 RBI, 9 R) against Arkansas.
- Appeared in 13 Spring Training games with ARI in 2024, hitting .231 (3-for-13) with a double, triple, and a pair of RBI.
- In 61 games with High-A Hillsboro this season, hit .225 (7 2B, 6 HR (2 GS), 3 3B, 36 RBI, 24 BB, 8 SB)...Six game hit streak from 6/13-19...14 multi-hit games.
- Tied his career-high with a four hit game (4-for-5, HR, 3B, RBI, BB, 5 R) for the Hops on June 16 against Tri-City...First pro 4-hit game came on 8/16/23 vs. ARK

#1 JANCARLOS CINTRON - INF **2024 HIGHS:** Hits - 4 Runs - 3, RBI - 4, HR - 1, 2B - 2, 3B - 1, BB - 2, K - 2, SB - 1

HEIGHT: 5'8"		WEIGHT: 175		B/T: R/R		AGE: 29 (12/1/1994 in Bayamon, P.R.)					2024 SPLITS:							
G	AVG	OBP	SLG	AB	R	H	2B	3B	HR	RBI	BB	SB/ATT	SO	V.RHP	V.LHP	HOME	AWAY	RISP
63	.254	.303	.348	256	38	65	13	1	3	31	15	4/7	40	.258	.242	.321	.201	.281
LAST GAME: 0-for-3, 2 BB, K (8/18 @ AAA, ELP)					LAST HOME RUN: 7/24 vs. WCH off Adams (2-Run)					CURRENT HITTING: 4								
CC SERIES:					LAST MULTI-HIT GAME: 8/13 @ SA (2-for-5)					SEASON LONG HITTING: 13								
SA SERIES: 2-for-5, RBI, K										CURRENT ON-BASE: 4								
										SEASON-LONG ON-BASE: 13								

- Signed by the Arizona Diamondbacks on June 22, 2017 as a minor league free agent.
- Has appeared in 193 career games with Amarillo since 2021, hitting .259 (39 2B, 15 HR, 3B, 97 RBI, 43 BB).**
- In 65 games with Triple-A Reno in 2022, hit .353 (21 2B, 3 3B, 3 HR, 29 RBI, 16 BB)...Led the D-backs system hitting .338 in 103 games.
- Hit .311 in 38 games with Amarillo in 2022 (13 2B, 4 HR, 30 RBI, 9 BB).
- Won a PCL Championship with Reno in 2022 & then won a 2023 Texas League Championship with Amarillo hitting .391 in six games.
- Had a 13-game hit streak from July 20 through August 6 which was the longest of his professional career.**
- Tied his single-game career-high with a four hit game against NWA on Aug. 6...three total 4-hit games in 595 career games.**

#2 J.J. D'ORAZIO - C **2024 HIGHS:** Hits - 3, Runs - 2, RBI - 4, HR - 1, 2B - 2, 3B --, BB - 2, K - 3, SB --

HEIGHT: 6'1"		WEIGHT: 170		B/T: R/R		AGE: 22 (12/28/2001 in Maracay, VEN)					2024 SPLITS:							
G	AVG	OBP	SLG	AB	R	H	2B	3B	HR	RBI	BB	SB/ATT	SO	V.RHP	V.LHP	HOME	AWAY	RISP
71	.215	.284	.319	251	32	54	11	-	5	25	23	0/1	60	.204	.243	.244	.183	.208
LAST GAME: 2-for-5, HR, 2B, 4 RBI, 2 R, 2 K					LAST HOME RUN: 8/21 vs. CC off Hicks (3-Run)					CURRENT HITTING: 1								
CC SERIES: 2-for-5, HR, 2B, 4 RBI, 2 R, 2 K					LAST MULTI-HIT GAME: 8/21 vs. CC (2-for-5)					SEASON LONG HITTING: 3								
SA SERIES: 0-for-4										CURRENT ON-BASE: 1								
										SEASON-LONG ON-BASE: 7								

- Traded to the Arizona Diamondbacks from the Toronto Blue Jays on Sept. 1, 2021 along with LHP Yaifer Perdomo as the PTBNL in the Joakim Soria trade.
- Hit just two home runs during his first two professional seasons in the Blue Jays system (74 games)...**Has hit 16 in 262 games with ARI.**
- Had a hit in 20 of his first 37 Double-A games with 8 KBH...**First 3-hit night with Amarillo on July 29, 2023 at Midland.
- Ranked in the top 10 in the D-backs farm system in 2023 in:** 2B (23, T-5th), hits (110, 8th), and AVG (.276, 9th).
- Hit his first Double-A homer on August 27,2023 on the road in San Antonio...Was a three-run shot in the top of the 9th inning.
- Appeared in five games during Spring Training with ARI, hitting .200 (1-for-5) with a walk and two strikeouts.

#25 KEVIN GRAHAM - OF **2024 HIGHS:** Hits - 4, Runs - 3, RBI - 2, HR - 1, 2B - 2, 3B - 1, BB - 3, K - 4, SB - 1

HEIGHT: 6'1"		WEIGHT: 195		B/T: L/R		AGE: 25 (8/12/1999 in O'Fallon, MO)					2024 SPLITS:							
G	AVG	OBP	SLG	AB	R	H	2B	3B	HR	RBI	BB	SB/ATT	SO	V.RHP	V.LHP	HOME	AWAY	RISP
77	.227	.313	.333	255	42	58	14	2	3	24	29	5/5	90	.253	.079	.274	.190	.185
LAST GAME: 2-for-4, BB, R					LAST HOME RUN: 6/28 @ TUL off Meador (Solo)					CURRENT HITTING: 2								
CC SERIES: 2-for-4, BB, R					LAST MULTI-HIT GAME: 8/21 vs. CC (2-for-4)					SEASON LONG HITTING: 7								
SA SERIES: 2-for-10, RBI, BB, 2 R, 5 K										CURRENT ON-BASE: 2								
										SEASON-LONG ON-BASE: 7								

- Drafted by the Arizona Diamondbacks in the 14th round of the 2022 MLB Draft out of Ole Miss.
- Played in 27 games after being drafted between the Arizona Complex League and Low-A Visalia where he hit .235 (23-for-98, 2 2B, 3B, 5 HR, 17 RBI).
- His first professional hit was a two-run home run in his second game with Visalia off Joseph Hernandez (Modesto).**
- After starting the season 6-for-50 over his first 15 games he ended the year hitting .354 (17-for-48, 3 HR, 2B, 3B, 9 RBI) over the final 12 games.
- Spent the majority of the 2023 season with High-A Hillsboro hitting .252 in 63 games.
- Tied a career-high four hit game on 4/7 vs. SA (4-for-4, 2B, 2 RBI, 2 R)...**First 4-hit game came on August 6, 2023 with Hillsboro against Vancouver.
- Hit his first Double-A home run on the road in Midland on April 14th off Royber Salinas (3rd inning, solo).

#43 IVAN MELENDEZ - INF **2024 HIGHS:** Hits - 4, Runs - 3, RBI - 4, HR - 2, 2B - 1, 3B - 1, BB - 2, K - 4, SB - 1

HEIGHT: 6'3"		WEIGHT: 225		B/T: R/R		AGE: 24 (1/24/2000 in El Paso, TX)					2024 SPLITS:							
G	AVG	OBP	SLG	AB	R	H	2B	3B	HR	RBI	BB	SB/ATT	SO	V.RHP	V.LHP	HOME	AWAY	RISP
91	.248	.324	.454	339	51	84	8	1	20	44	32	3/4	112	.265	.200	.262	.237	.203
LAST GAME: 4-for-5, HR, 3 RBI, 2 R					LAST HOME RUN: 8/21 vs. CC off Robaina (3-Run)					CURRENT HITTING: 2								
CC SERIES: 6-for-11, 2 HR, 5 RBI, 3 R, 2 K					LAST MULTI-HIT GAME: 8/21 vs. CC (4-for-5)					SEASON LONG HITTING: 7								
SA SERIES: 0-for-14, BB, R, 8 K										CURRENT ON-BASE: 2								
										SEASON-LONG ON-BASE: 9								

- Selected by the Arizona Diamondbacks in the 2nd round (#43 overall) of the 2022 MLB Draft out of the University of Texas.
- Currently ranked as the D-backs' no. 23-rated prospect**
- Began 2023 with High-A Hillsboro where he hit .270 in 58 games while setting the Hops single-season franchise-record with 18 HR...Was named NWL Player of the Week on June 25 after becoming the first Hops player to hit for the Cycle at Ron Tonkin Field on June 23 vs Everett.
- Led the D-backs' system with 30 HR and was T-6th in all MiLB in 2023... One of just 14 players to ever have a 30+ HR season in the ARI farm system.**
- Appeared in 38 games for Amarillo in 2023, hitting .278 with 12 home runs, five doubles, a triple, and 33 RBI before being placed on the IL on Sept. 6.
- Was named the D-backs Minor League Player of the Year in 2023.**
- 1st among active players in the Texas League with 20 HR ...32 career HR with Amarillo which is the fourth most in franchise history.**

#7 CALEB ROBERTS - C 2024 HIGHS: Hits - 3, Runs - 3, RBI - 4, HR - 2, 2B - 2, 3B - 1, BB - 3, K - 3, SB - 2

HEIGHT: 6'1"		WEIGHT: 195		B/T: L/R		AGE: 24 (2/9/2000 in West Palm Beach, FL)		2024 SPLITS:										
G	AVG	OBP	SLG	AB	R	H	2B	3B	HR	RBI	BB	SB/ATT	SO	V.RHP	V.LHP	HOME	AWAY	RISP
93	.241	.338	.432	345	53	83	16	4	14	49	45	8/10	99	.231	.272	.291	.206	.226
LAST GAME: 2-for-4, HR, RBI, R, BB, K				LAST HOME RUN: 8/20 vs. CC off Ullola (Solo)				CURRENT HITTING: 3										
CC SERIES: 2-for-4, HR, RBI, R, BB, K				LAST MULTI-HIT GAME: 8/20 vs. CC (2-for-4)				SEASON LONG HITTING: 6										
SA SERIES: 2-for-18, 2B, 5 K								CURRENT ON-BASE: 3										
								SEASON-LONG ON-BASE: 11										

- 👉 Became the first Sod Poodle to ever homer in four straight games, doing so from June 30 - July 3, 2023...Has hit 31 home runs after 6/25/23 (157 G) including his first career grand slam on July 3...It was Amarillo's second in 2023, and the 13th overall in franchise-history.
- 👉 Logged his second multi-HR game of the season on September 1 vs Midland...Set his single-season career-high for HR during the performance.
- 👉 Named Texas League Player of the Week for June 26 - July 2, 2023 after hitting .438 (7-for-16) with 3 HR, 2 2B, 4 RBI, 3 BB, .550 OBP, 1.125 SLG vs. TUL.
- 👉 Set a career-high with a four-hit game on August 1, 2023 vs. CC where he fell a home run shy of the cycle.
- 👉 Set Amarillo's single-season OBP record in 2023, reaching base at a .382 clip...Is the franchise's All-Time leader in triples with 13.
- 👉 Was placed on the AMA IL on April 16...Returned on April 25th and had his first 3-hit night of the season on 4/28 @ FRI (3-for-4).

#8 KRISTIAN ROBINSON - OF 2024 HIGHS: Hits - 3, Runs - 3, RBI - 4, HR - 1, 2B - 1, 3B - 1, BB - 4, K - 4, SB - 2

HEIGHT: 6'3"		WEIGHT: 190		B/T: R/R		AGE: 23 (12/11/2000 in Nassau, Bahamas)		2024 SPLITS:										
G	AVG	OBP	SLG	AB	R	H	2B	3B	HR	RBI	BB	SB/ATT	SO	V.RHP	V.LHP	HOME	AWAY	RISP
91	.210	.337	.332	286	42	60	9	1	8	35	53	8/12	126	.205	.225	.195	.222	.250
LAST GAME: 1-for-5, HR, 2 RBI, 2 R, 3 K				LAST HOME RUN: 8/21 vs. CC off Robaina (2-Run)				CURRENT HITTING: 5										
CC SERIES: 2-for-9, 2 HR, 3 RBI, 3 R, 6 K				LAST MULTI-HIT GAME: 8/6 vs. NWA (2-for-4)				SEASON LONG HITTING: 6										
SA SERIES: 5-for-16, HR, 2B, 4 RBI, 6 BB, 6 R, 6 K								CURRENT ON-BASE: 5										
								SEASON-LONG ON-BASE: 9										

- 👉 Signed by the Arizona Diamondbacks as an international free agent in July 2017 for \$2.5 Million.
- 👉 Was at one point the No. 1 prospect in the org and #43 in all of baseball.
- 👉 Missed the 2021-2022 seasons after dealing with legal issues and visa concerns.
- 👉 Was optioned to Low-A Visalia from the D-backs 40-man roster on May 29, 2023 and appeared in 43 games hitting .288 (18 XBH, 26 RBI).
- 👉 Appeared in High-A for the first time after a promotion on July 13th and hit .265 in 10 games (2 HR, 6 RBI) before being DFA on 8/12.
- 👉 Had three straight games with a home run on 9/16-17 vs Frisco & 9/19 vs SA and seven home runs over his last 13 games played in 2023
- 👉 Played in all six postseason games in 2023, hitting .368 with two HR, seven RBI...10 MLB ST games in 2024 (.200, HR, 3 RBI, 4 BB, 3 R, 4 K)

#9 - JESUS VALDEZ - INF 2024 HIGHS: Hits - 3, Runs - 3, RBI - 3, HR - 1, 2B - 1, 3B - 1, BB - 2, K - 3, SB - 1

HEIGHT: 5'9"		WEIGHT: 175		B/T: R/R		AGE: 26 (12/29/1997 in Bani, Dominican Republic)		2024 SPLITS:										
G	AVG	OBP	SLG	AB	R	H	2B	3B	HR	RBI	BB	SB/ATT	SO	V.RHP	V.LHP	HOME	AWAY	RISP
52	.240	.321	.367	150	22	36	8	1	3	11	18	2/3	52	.194	.340	.244	.236	.235
LAST GAME: 2-for-5, R				LAST HOME RUN: 7/23 vs. WCH off Nowlin (Solo)				CURRENT HITTING: 1										
CC SERIES: 2-for-9, R, 2 K				LAST MULTI-HIT GAME: 8/21 vs. CC (2-for-5)				SEASON LONG HITTING: 8										
SA SERIES:								CURRENT ON-BASE: 1										
								SEASON-LONG ON-BASE: 8										

- 👉 Originally signed by the Los Angeles Dodgers to a minor league contract on July 3, 2017
- 👉 Appeared in 60 games with the DSL Dodgers in 2018, hitting .230 with 11 doubles, four triples, six home runs, and 27 RBI
- 👉 Was traded to the Pittsburgh Pirates on August 31, 2018 for David Freese
- 👉 Appeared in 81 games in the Pirates organization between 2019-2021 where he hit .269 with 13 doubles, a triple, 10 home runs, and 42 RBI
- 👉 Signed by the Arizona Diamondbacks on Oct. 25, 2022 and assigned to Hillsboro...In 65 games with the Hops, hit .233 (12 2B, 4 3B, 10 HR, 38 RBI).
- 👉 Hit a HR in his first appearance as a position player with Amarillo on 8/13/23 @ TUL...Went 3-for-5 with three RBI.
- 👉 Had an XBH in 7 straight games from July 9-26th...The most consecutive games with an XBH in the Texas League in 2024...Had 4 XBH in first 40 G
- 👉 Appeared in 9 games with Triple-A Reno after a promotion on 7/27/24...hit .414 (12-for-29) with two home runs and five RBI.

#19 A.J. VUKOVICH - OF 2024 HIGHS: Hits - 4, Runs - 3, RBI - 4, HR - 2, 2B - 2, 3B - 1, BB - 2, K - 4, SB - 1

HEIGHT: 6'5"		WEIGHT: 210		B/T: R/R		AGE: 23 (7/20/2001 in Mukwonago, WI)		2024 SPLITS:										
G	AVG	OBP	SLG	AB	R	H	2B	3B	HR	RBI	BB	SB/ATT	SO	V.RHP	V.LHP	HOME	AWAY	RISP
106	.261	.323	.438	406	49	106	23	2	15	70	37	6/9	138	.241	.320	.257	.265	.336
LAST GAME: 2-for-5, 2 RBI, R, 2 K				LAST HOME RUN: 8/20 vs. CC off Dombroski (Solo)				CURRENT HITTING: 3										
CC SERIES: 4-for-9, HR, 3 RBI, BB, 2 R, 3 K				LAST MULTI-HIT GAME: 8/21 vs. CC (2-for-5)				SEASON LONG HITTING: 7										
SA SERIES: 6-for-22, HR, 2B, 2 RBI, 2 BB, R, 5 K								CURRENT ON-BASE: 3										
								SEASON-LONG ON-BASE: 12										









- 👉 After being drafted 119th overall out of high school, he made his pro debut with Low-A Visalia on 5/4/2021.
- 👉 Hit the first Grand Slam for Amarillo in 2023 (6/4 vs SPR) and was the first AMA player in 2023 with a multi-HR effort in the same game (2, 6/10 @ MID)
- 👉 First Sod Poodles player ever with multiple Grand Slams in the same season and one of two players to hit multiple GS for Amarillo (Eduardo Diaz)
- 👉 Became just the second player in Sod Poodles history with a three-HR game, doing so on July 3 vs TUL joining Edward Olivares (May 5, 2019)... It was the first three-HR game of his professional career. He also set a career-high with seven RBI which also tied the Sod Poodles franchise-high (Dominic Fletcher, 5/8/2022).
- 👉 His 24 home runs last year were the third most in a single season in team history and he set the team's single-season RBI record on 9/9 @ ARK.
- 👉 Joined Leandro Cedeño, Tim Tawa, and Deyvison De Los Santos as the 4th member of AMA's 30 HR club on May 10, 2024 in Corpus Christi
- 👉 Amarillo's all-time RBI leader with 175.

#11 JEAN WALTERS - INF 2024 HIGHS: Hits - 2, Runs - 2, RBI - 2, HR --, 2B - 1, 3B --, BB - 1, K - 3, SB - 1

HEIGHT: 5'11"		WEIGHT: 155		B/T: S/R		AGE: 23 (8/13/2001 in Matanzas, Cuba)		2024 SPLITS:										
G	AVG	OBP	SLG	AB	R	H	2B	3B	HR	RBI	BB	SB/ATT	SO	V.RHP	V.LHP	HOME	AWAY	RISP
18	.194	.203	.226	62	5	12	2	-	-	8	1	2/3	15	.196	.182	.167	.219	.263
LAST GAME: 0-for-3, 2 K				LAST HOME RUN: 6/28 @ A+ VAN off C. Pierce (Solo)				CURRENT HITTING: 0										
CC SERIES: 1-for-7, R, 3 K				LAST MULTI-HIT GAME: 7/20 @ A+ EVE (2-for-3)				SEASON LONG HITTING: 4										
SA SERIES: 3-for-16, 2B, 2 RBI, 4 SAC, BB, R, 4 K								CURRENT ON-BASE: 0										
								SEASON-LONG ON-BASE: 4										

- 👉 Signed by the Arizona Diamondbacks as a minor league free agent on February 29, 2020 as an 18-year-old.
- 👉 Made his professional debut during the 2021 season at the Arizona Complex League, hitting .342 in 22 games (0 XBH, 9 RBI, 8 BB, SB, 10 K).
- 👉 Jumped to Low-A Visalia for the start of the 2022 season where he hit .198 in 72 games (5 2B, 3 3B, 19 RBI, 16 BB, 5 SB, 58 K)...Finished the year in the ACL
- 👉 Played his first 36 games of the 2023 season in the Complex League (.341, 10 2B, 2 3B, 2 HR, 28 RBI)... Hit his first pro homer in his first game on 6/5/23.
- 👉 Played 11 games with High-A Hillsboro and his last game of 2023 was with Triple-A Reno on September 12, 2023 (0-for-4, K).
- 👉 Started the 2024 season back with Hillsboro, hitting .293 in 55 games (6 2B, 3 3B, HR, 15 RBI, 13 BB)...Hit his first full-season HR on 6/28 @ VAN (Solo).
- 👉 Had a 9-game hit streak from 6/25-7/5 that included three multi-hit games and one of four 4-hit games of his career...Had two 4-hit games w/ Hillsboro.

#3 ANDY WEBER - INF													2024 HIGHS: Hits - 3, Runs - 2, RBI - 4, HR - 1, 2B - 1, 3B --, BB - 2, K - 4, SB - 1					
HEIGHT: 6'0"			WEIGHT: 190			B/T: L/R			AGE: 27 (7/25/1997 in Aurora, OH)			2024 SPLITS:						
G	AVG	OBP	SLG	AB	R	H	2B	3B	HR	RBI	BB	SB/ATT	SO	V.RHP	V.LHP	HOME	AWAY	RISP
26	.307	.364	.465	101	15	31	7	-	3	11	9	1/1	21	.279	.364	.273	.348	.250
LAST GAME: 3-for-5, 2B, R						LAST HOME RUN: 8/20 vs. CC off Dombroski (3-Run)						CURRENT HITTING: 5						
CC SERIES: 4-for-9, HR, 2B, 3 RBI, BB, 3 R						LAST MULTI-HIT GAME: 8/21 vs. CC (3-for-5)						SEASON LONG HITTING: 4						
SA SERIES: 7-for-22, 2 2B, BB, 3 R, 3 K												CURRENT ON-BASE: 5						
												SEASON-LONG ON-BASE: 7						

-  Originally selected by the Chicago Cubs in the 5th round of the 2018 MLB draft out of Virginia.
-  Selected by the Arizona Diamondbacks in the 2023 Rule 5 Draft and assigned to Triple-A Reno but placed on the 60-day IL on 3/19/24.
-  After being drafted by the Cubs, appeared in 36 games between the Arizona Complex League and Short-Season Eugene (5 2B, 2 HR, 10 RBI, 13 BB).
-  Spent all of 2019 with the South Bend Cubs (A-Full) where he hit .275 in 127 games including 36 doubles which ranked 2nd in the Midwest League.
-  From 2021-2023 played in 223 games with Double-A Tennessee where he hit .255 with 43 doubles, three triples, nine home runs, 67 RBI, and 87 walks.
-  Appeared in 4 postseason games with the Smokies in 2023 where he went 5-for-14 (.357) with three RBI and a walk while striking out five times.
-  Was activated off the 60-day IL on 7/6/24 and appeared in eight rehab games in the Arizona Complex League where he was 8-for-31 (2 2B, HR, 6 RBI).
-  **Went 3-for-4 with a homer and four RBI in his Amarillo debut on 7/19 vs. SPR...His 4 RBI night tied his career-high for a single game (4th time in 437 G)**

TEAM BATTING
OVERALL

AVG	G	AB	R	H	TB	2B	3B	HR	RBI	BB	SO	SB	CS	OBP	SLG	OPS
.247	116	3867	534	955	1534	171	15	126	504	402	1136	79	28	.324	.397	.721

MONTHLY

APRIL	.261	22	769	108	201	312	33	3	24	101	79	245	14	6	.338	.406	.744
MAY	.227	26	829	110	188	309	34	3	27	104	94	258	30	11	.314	.373	.687
JUNE	.242	27	871	114	211	341	43	3	27	109	93	229	11	5	.318	.392	.710
JULY	.252	23	771	116	194	318	34	6	26	108	79	218	8	4	.327	.412	.739
AUGUST	.257	18	627	86	161	254	27	-	22	82	57	186	16	2	.324	.405	.729
SEPTEMBER	-	-	-	-	-	-	-	-	-	-	-	-	-	-	-	-	-

HOME VS. ROAD

HOME	.261	53	1752	282	457	758	72	5	73	270	188	512	25	13	.336	.433	.769
ROAD	.235	63	2115	252	498	776	99	10	53	234	214	624	54	15	.314	.367	.681

SITUATIONAL SPLITS

	AVG	G	AB	H	TB	2B	3B	HR	RBI	BB	SO	OBP	SLG	OPS
VS RIGHT	.243	115	2955	718	1142	124	12	92	368	302	875	.318	.386	.704
VS LEFT	.260	77	912	237	392	47	3	34	136	100	261	.342	.430	.772
W/ RISP	.256	115	1006	258	429	52	7	35	378	111	306	.331	.426	.757
TEAM IS AHEAD	.257	75	1299	334	563	56	7	53	211	143	368	.336	.433	.769
TEAM IS BEHIND	.237	90	1631	387	597	71	5	43	187	152	482	.309	.366	.675

HOME RUNS
MULTI-RBI GAMES
MULTI-HIT GAMES

PLAYER	SOLO	2R	3R	GS	TOTAL	2	3	4	5+	TOTAL	2	3	4	5+	TOTAL
Beaty	2	2	1		5	3	3			6	11		1		12
Brigman															
Castillo	4	1			5	5	2			7	5	2			7
Chen	1				1	2				2		1			1
Cintron		2	1		3	5	2	1		8	11	4	1		16
D'Orazio	4		1		5	2		2		4	14	1			15
De Los Santos	4	9	1		14	7	4		1	12	11	4	2		17
Fernandez															
Graham	2	1			3	8				8	8	3	1		12
Lin	1				1						5		1		6
Melendez	13	4	3		20	7	5	1		13	19	4	2		25
Patiño	4				4	1				1	11	2	1		14
Pintar						2				2	1				1
Roberts	9	4	1		14	8	4	1		13	17	5			22
Robinson	5	2		1	8	3	1	2		6	9	2			11
Tawa	12	5	3	1	21	11	3	1	2	17	21	10			31
Valdez	2		1		3	1	1			2	7	2			9
Vukovich	5	5	5		15	10	5	3		18	14	9	1		24
Walters						2				2	1				1
Warmoth			1		1	3	2	1		6	4	2			6
Weber	1	1	1		3	1	1	1		3	6	3			9
TOTALS:	69	36	19	2	126	81	33	13	3	130	174	54	10	0	238

HOME RUN VARIANTS

WALK-OFF HR (1): Roberts (5/18 vs. FRI, 9th Inninig, Solo)

BACK-TO-BACK HR (2): Roberts/Tawa (7/10 @ SA, 6th inning); Melendez/Roberts (8/20 vs. CC, 3rd inning)

MUTLI-HR GAMES (4): Roberts (6/21 vs. SA); Melendez (5/14 vs. FRI); De Los Santos (4/28 @ FRI); Vukovich (4/6 vs. SA)

THREE-HR GAMES (0):

EXTRA-INNING HR (0):

GRAND SLAMS (2): Tawa (5/12 @ CC, 9th inning); Robinson (8/14 @ SA, 8th inning)

INSIDE-THE-PARK HR (0):

PINCH-HIT HR (0):

HR IN CONSECUTIVE GAMES (16): Melendez (5x: 4/19-20 vs. SPR; 5/24-26 @ NWA; 6/14-15 @ FRI; 6/21-22 vs. SA; 8/20-21 vs. CC); De Los Santos (3x: 5/1-2 vs. MID; 5/5-7 vs. MID, @ CC; 5/17-18 vs. FRI); Tawa (3x: 4/24-26 @ FRI; 5/9-10 @ CC; 7/27-28 vs. WCH); Cintron (6/20-21 vs. SA); Beaty (6/28-29 @ TUL); Castillo (8/2-3 @ CC); Vukovich (8/8-9 vs. NWA); Robinson (8/20-21 vs. CC)

HR IN THREE CONSECUTIVE GAMES: (0):

HR IN FOUR CONSECUTIVE GAMES (0):

LEAD OFF HR (2): Patiño (4/10 @ MID); Castillo (8/21 vs. CC)

STARTS BY BATTING ORDER (TEAM RECORD)										STARTS BY POSITION (TEAM RECORD)								
PLAYER	1	2	3	4	5	6	7	8	9	C	1B	2B	3B	SS	LF	CF	RF	DH
Beaty		4-11	1-2	14-13							16-19							3-7
Brigman									0-1					0-1				
Castillo	6-5				1-2	2-2	3-5	3-5	0-1		6-5					3-7	4-8	2-0
Chen		0-1					0-1	4-8	3-8			4-9	1-1	2-8				
Cintron	15-23	10-8			0-1		0-2	1-0	2-0			5-5	3-3	20-26				
D'Orazio		6-2			1-6	7-9	11-7	5-11	4-1	26-31								8-5
DeLosSantos			5-5	11-17							15-20							1-3
Fernandez									0-1				0-1					
Graham	3-5	1-2	1-1		2-1	5-11	8-19	6-1	2-0						20-31			8-9
Lin				1-0	0-1	5-0	1-1		2-2	3-4								6-0
Melendez			3-9	7-9	30-28	0-5					7-11		33-36					0-3
Patiño	8-13				1-0	2-4	10-9	2-4	4-7					1-1	25-35			1-1
Pintar	6-3					1-0									5-3			2-0
Roberts	2-0	12-14	3-5	9-18	6-8	4-8	3-0			23-29								17-24
Robinson		1-0				2-1	11-14	24-22	6-9								41-46	3-0
Tawa	9-9	3-7	30-38	4-1	0-1	1-1					8-9	26-26	4-5	1-1	0-1	6-8	0-1	1-6
Valdez		1-0				1-1	1-1	0-3	14-21			7-9	10-17					
Vukovich	2-3	9-12	9-4	5-3	9-16	16-17	0-1								30-30	13-11	7-9	0-6
Walters	1-1	1-2						2-2	3-3			6-7	1-1					
Warmoth		2-5					0-3	5-8	12-10			3-7		15-18	1-1			
Weber	0-2	2-0		1-3	2-0	6-5	4-1					1-1		14-10				

HITTING STREAKS (CURRENT IN BOLD)		
PLAYER	LENGTH/DATES	STREAK STATS
Cintron	13, 7/20-8/6	.392 (20-for-51), HR, 4 2B, 6 RBI, 4 BB, 12 R, 6 K
Valdez	8, 7/5-25	.481 (13-for-27) HR, 6 2B, 3B, 3 RBI, 2 BB, 4 R, 5 K
De Los Santos	7, 4/5-12	.400 (12-for-30), 2 HR, 2 2B, 5 RBI, 7 R, 8 K, SB
Graham	7, 5/8-23	.292 (7-for-24), 3 2B, 2 BB, 5 R, 10 K
Melendez	7, 4/14-24	.333 (9-for-27), 3 HR, 5 RBI, 3 BB, 7 R, 5 K
Tawa	7, 5/3-10	.276 (8-for-29), 3 HR, 2B, 6 RBI, 2 SB, 4 R, 7 K
Vukovich	7, 5/18-25	.400 (10-for-25), HR, 5 2B, 5 RBI, 5 BB, 4 R, 6 K
Vukovich	7, 4/13-20	.423 (11-for-26), HR, 2B, 5 RBI, 4 BB, 3 R, 7 K
Beaty	6, 7/4-11	.381 (8-for-21), HR, 2B, 4 RBI, 3 BB, 4 R, 4 K
De Los Santos	6, 5/12-18	.524 (11-for-21), 3 HR, 12 RBI, 4 BB, 5 R, 4 K
Graham	6, 4/25-5/2	.350 (7-for-20), 3B, 2B, 3 BB, 4 R, SB, 7 K
Roberts	6, 5/24-30	.364 (8-for-22), HR, 4 2B, 6 RBI, 2 BB, 4 R, 3 K
Robinson	6, 7/10-19	.400 (8-for-20), HR, 2 RBI, 4 BB, 4 R, 5 K
Vukovich	6, 8/8-14	.304 (7-for-23), 3 HR, 2B, 8 RBI, 4 BB, 3 R, 8 K
Vukovich	6, 7/13-23	.435 (10-for-23), HR, 2 2B, 3B, 8 RBI, 2 BB, 6 R, SB
Vukovich	6, 6/18-23	.308 (8-for-26), HR, 2B, 6 RBI, 2 BB, 5 R,

MULTI-RUN INNINGS		
RUNS	NO. OF TIMES	LAST
2	64	8/20 vs. CC, 7th inning
3	32	8/21 vs. CC, 6th inning
4	18	8/14 @ SA, 8th inning
5	10	8/9 vs. NWA, 3rd inning
6	3	8/8 vs. NWA, 7th inning
7	1	7/23 vs. WCH, 6th inning
8+	1	8/21 vs. CC, 9 Runs, 2nd inning

SCORE BY INNING												
	1	2	3	4	5	6	7	8	9	10	11+	TOTAL
OPP	64	60	87	109	79	69	58	68	40	8	8	640
AMA	47	73	66	66	50	57	54	64	46	9	2	534

FIELDING

CATCHER'S BOX (W/L BASED ON STARTS)						
PLAYER	CS	SB	ATT	CS %	PB	W-L
D'Orazio	17	60	77	.221	8	26-31
Lin	4	9	13	.308	-	3-4
Roberts	25	62	87	.287	18	23-29
TOTAL	46	131	177	.260	26	52-64

TEAM FIELDING						
%	G	PO	A	E	DP	PB
.979	116	3029	1008	85	85	26

ERRORS BY POSITION		
POSITION	SOD POODLES	OPPONENT
C	11	2
1B	6	7
2B	15	9
3B	17	18
SS	16	14
LF	2	6
CF	2	3
RF	6	5
P	10	12
TOTAL	85	76

NOTABLE GAMES



AMARILLO HAVE 5 OR FEWER HITS		
DATE	HITS	OPPONENT
4/13	2	@ MID
4/21	4	vs. SPR
5/3	3	vs. MID
5/4	3	vs. MID
5/8	4	@ CC
5/11	4	@ CC
5/16 (1)	3	vs. FRI
5/19	5	vs. FRI
5/23	5	@ NWA
5/29	4	@ ARK
5/30	5	@ ARK
6/1 (2)	4	@ ARK
6/5	4	vs. TUL
6/7 (1)	4	vs. TUL
6/9	4	vs. TUL
6/15	3	@ FRI
6/16	4	@ FRI
6/23	3	vs. SA
7/2	3	vs. MID
7/3	2	vs. MID
7/6	2	@ MID
8/2	5	@ CC
8/7	3	vs. NWA
8/15	0	@ SA
8/17	5	@ SA

TOTAL: 24 (12 HOME, 12 ROAD)

OPPONENTS HAVE 5 OR FEWER HITS		
DATE	HITS	OPPONENT
4/13	5	@ MID
5/2	2	vs. MID
5/8	2	@ CC
5/22	4	@ NWA
5/23	5	@ NWA
5/25	4	@ NWA
5/28	3	@ ARK
5/29	5	@ ARK
6/1 (1)	3	@ ARK
6/2	4	@ ARK
6/4	3	vs. TUL
6/8	4	vs. TUL
6/13	4	@ FRI
6/23	3	vs. SA
6/30	4	@ TUL
7/10	5	@ SA
7/12	3	@ SA
7/19	4	vs. SPR
7/24	5	vs. WCH
7/31	4	@ CC
8/2	5	@ CC
8/10	5	vs. NWA
8/13	4	@ SA
8/21	3	vs. CC

TOTAL: 23 (8 HOME, 15 ROAD)

AMARILLO HAVE 10 OR MORE RUNS		
DATE	RUNS	OPPONENT
4/16	13	vs. SPR
4/23	12	@ FRI
5/7	12	@ CC
5/24	14	@ NWA
6/18	16	vs. SA
6/20	10	vs. SA
6/21	10	vs. SA
7/23	12	vs. WCH
7/30	11	@ CC
8/6	10	vs. NWA
8/20	11	vs. CC
8/21	13	vs. CC

TOTAL: 12 (8 HOME, 4 ROAD)

OPPONENTS HAVE 10 OR MORE RUNS		
DATE	RUNS	OPPONENT
4/5	12	vs. SA
4/6	18	vs. SA
4/14	11	@ MID
4/25	13	@ FRI
4/30	14	vs. MID
5/12	14	@ CC
5/16 (1)	10	vs. FRI
5/16 (2)	10	vs. FRI
6/5	12	vs. TUL
6/7 (1)	17	vs. TUL
6/9	15	vs. TUL
6/12	11	@ FRI
6/20	12	vs. SA
6/26	16	@ TUL
6/29	10	@ TUL
7/1	14	vs. MID
7/4	24	@ MID
7/27	10	vs. WCH
7/28	10	vs. WCH

TOTAL: 19 (12 HOME, 7 ROAD)

EXTRA INNING GAMES (11) 5-6

DATE	OPP	RESULT	SCORE	W	L	S	TIME
4/19	SPR	L	4-9 (12)	Granillo (1-0)	Meza (0-1)		3:33
4/28	@ FRI	W	6-5 (10)	Mabrey (2-0)	Birlingmair (0-1)	Gutierrez (1)	2:43
5/14	vs. FRI	W	7-6 (10)	Stumpo (2-0)	Ahlstrom (2-1)		2:42
6/14	@ FRI	L	3-4 (10)	Owens (1-0)	Albright (0-2)		2:39
6/22	vs. SA	W	4-3 (10)	Amendt (1-1)	Pena (0-2)		2:12
6/23	vs. SA	L	1-2 (10)	Routzahn (4-0)	Rashi (1-3)		2:33
7/31	@ CC	L	1-2 (10)	Ford (3-2)	Stumpo (3-1)		2:58
8/1	@ CC	W	3-2 (10)	Barnes (2-1)	Rodning (0-1)	Alvarez (1)	3:01
8/6	vs. NWA	W	10-9 (10)	Rashi (3-3)	Simonelli (4-2)		3:16
8/9	vs. NWA	L	6-7 (11)	Way (5-3)	Gutierrez (1-1)		3:14
8/16	@ SA	L	2-3 (10)	Brito, R (3-3)	Alvarez, Y (0-3)	--	3:01

PINCH HITTER TOTALS

PLAYER	DATE	SITUATION	RESULT
Graham	4/6 vs. SA	Bot. 8th, 0 Outs	K
Valdez	4/16 vs. SPR	Bot. 6th, 0 Outs	K
Graham	4/26 @ FRI	Top 9th, 2 Outs	1B
Graham	5/5 vs. MID	Bot. 9th, 2 Outs	K
Valdez	5/24 @ NWA	Top 6th, 0 Outs	BB
Graham	6/23 vs. SA	Bot. 8th, 1 Out	SF RBI
Graham	7/13 @ SA	Top 9th, 2 Out	F8
Graham	8/4 @ CC	Top 9th, 0 Out	L9
Walters	8/21 vs. CC	Bot. 3rd, 2 Out	K

Total: 1-for-7, RBI, BB, 4 K

DOUBLEHEADERS (2) 1-3

DATE	OPP	RESULT	SCORE	W	L	S	TIME
5/16	vs. FRI	L	2-10	Garcia, R (2-2)	Corcoran, B (0-1)	--	2:01
5/16 (2)	vs. FRI	L	2-10	Anderson, B (2-2)	Hill, J (1-3)	--	2:10
6/1	@ ARK	W	4-2	Diaz, Y (3-4)	VanScoter, R (2-3)	Mabrey, W (1)	2:07
6/1 (2)	@ ARK	L	1-5	Mercedes, J (2-2)	Hill, J (1-4)	--	2:03
6/7	vs. TUL	L	4-17	Morillo, J (2-1)	Diaz, Y (3-5)	--	2:39
6/7 (2)	vs. TUL	W	6-1	Rashi, T (1-2)	Williams, K (2-6)	--	2:16

WALK-OFF WINS

DATE	SCORE	GAME-WINNING PLAY
5/14 vs. FRI	7-6 (10)	Melendez 2-RBI 2B
5/18 vs. FRI	4-3	Roberts Solo HR
6/22 vs. SA	4-3 (10)	Vukovich RBI 1B
8/6 vs. NWA	10-9 (10)	Roberts 2 RBI 1B

SHUTOUTS (16) 3-13

DATE	OPP	RESULT	SCORE	W	L	S	TIME
4/13	@ MID	L	0-2	Cusick, R (1-0)	Diaz, Y (0-2)	Holman, G (3)	2:18
5/2	vs. MID	W	4-0	Diaz, Y (1-3)	Beers, B (2-2)	--	2:06
5/3	vs. MID	L	0-8	Basso, B (1-1)	File, D (1-2)	--	2:38
5/4	vs. MID	L	0-6	Hoglund, G (3-1)	Hill, J (0-2)	--	2:13
5/8	@ CC	L	0-1	Guilfoil, T (2-3)	Diaz, Y (1-4)	Ford, K (2)	2:05
5/11	@ CC	L	0-2	Bloss, J (1-0)	Clayton, L (0-2)	Strotman, D (1)	2:07
5/25	@ NWA	W	9-0 (7)	Diaz, Y (2-4)	Barnett, M (2-2)	--	1:53
5/29	@ ARK	L	0-1	Evans, L (5-2)	Percival, C (2-4)	Taylor, T (3)	2:11
6/2	@ ARK	L	0-2	Curvelo, L (4-0)	Amendt, K (0-1)	Taylor, T (4)	2:11
6/16	@ FRI	L	0-12	Teodo, E (4-1)	File, D (2-6)	--	2:27
7/6	@ MID	L	0-5	Gonzalez, J (5-2)	Giesting, S (2-2)	--	2:30
7/12	@ SA	L	0-1	Kollar, J (9-3)	Alvarez, Y (0-2)	Pena, F (1)	2:06
8/7	vs. NWA	L	0-4	Zobac, S (2-2)	Corcoran, B (5-5)	--	2:04
8/13	@ SA	W	5-0	Corcoran, B (6-5)	Krob, A (3-10)	--	2:40
8/15	@ SA	L	0-8	Bergert, R (2-7)	Giesting, S (2-6)	--	2:31
8/17	@ SA	L	0-4	Lizarraga, V (5-6)	Elbis, J (0-2)	--	2:10

STARTERS:	W/L	Quality	IP	H	R	ER	HR	BB	SO	ERA
	26-44	35	574.0	587	347	316	81	212	539	4.95
RELIEVERS:	W/L	SV/OPP	IP	H	R	ER	HR	BB	SO	ERA
	26-20	25/33	435.2	426	293	245	50	247	454	5.06

PITCHER STARTS: File (18), Corcoran (16), Lin (15), Hill (12), Ray (12), Diaz (11), Giesting (11), Percival (9), Elbis (4), Albright (3), Clayton (3), Grammes (1), Larsen (1)

QUALITY CONTROL

STARTING PITCHER	TOTAL STARTS	QUALITY STARTS	6-6.2 IP (3 ER)	6-6.2 IP (2 ER)	6-6.2 IP (1 ER)	6-6.2 IP (0 ER)	7-7.2 IP (3 ER)	7-7.2 IP (2 ER)	7-7.2 IP (1 ER)	7-7.2 IP (0 ER)	8-9 IP (3 ER)	8-9 IP (2 ER)	8-9 IP (1 ER)	8-9 IP (0 ER)
ALBRIGHT	3	-	-	-	-	-	-	-	-	-	-	-	-	-
CORCORAN	16	9	-	3	2	1	-	1	-	2	-	-	-	-
CLAYTON	3	-	-	-	-	-	-	-	-	-	-	-	-	-
DIAZ	11	4	-	1	1	1	-	-	-	1	-	-	-	-
ELBIS	4	2	1	-	-	-	-	-	1	-	-	-	-	-
FILE	18	8	1	1	1	1	-	-	3	1	-	-	-	-
GIESTING	11	3	-	1	1	-	-	-	1	-	-	-	-	-
GRAMMES	1	-	-	-	-	-	-	-	-	-	-	-	-	-
HILL	12	2	1	-	-	-	-	1	-	-	-	-	-	-
LIN	15	2	-	-	-	1	-	-	-	1	-	-	-	-
PERCIVAL	9	4	-	1	1	-	1	-	1	-	-	-	-	-
RAY	12	1	1	-	-	-	-	-	-	-	-	-	-	-

TEAM PITCHING

OVERALL

W	L	ERA	G	CG	SHO	SV	SVO	IP	H	R	ER	HR	HB	BB	IBB	SO	WHIP	AVG
52	64	4.97	116	-	3	25	33	1009.2	1,013	640	557	131	74	459	5	993	1.46	.260

MONTHLY

APRIL	8	14	6.35	22	-	-	6	9	195.2	225	157	138	28	17	99	1	205	1.66	.285
MAY	14	12	4.08	26	-	2	6	7	223.0	216	112	101	23	5	87	1	202	1.36	.254
JUNE	9	17	5.25	26	-	-	5	6	216.1	215	163	128	31	16	120	1	223	1.55	.250
JULY	10	13	5.08	23	-	-	4	6	202.0	221	128	114	30	24	74	0	186	1.46	.280
AUGUST	10	8	3.98	18	-	1	4	5	162.2	131	77	72	19	12	77	1	178	1.28	.224
SEPTEMBER	-	-	---	-	-	-	-	-	-	-	-	-	-	-	-	-	---	---	---

HOME VS. ROAD TEAM PITCHING

W	L	ERA	G	CG	SHO	SV	SVO	IP	H	R	ER	HR	BB	SO	WHIP	AVG	
HOME	25	28	5.48	53	-	1	8	13	478.0	491	331	291	72	211	462	1.47	.264
ROAD	27	36	4.50	63	-	2	17	20	531.2	522	309	266	60	248	531	1.45	.257

PITCHING STREAKS (NO EARNED RUNS - CURRENT in BOLD)

CONSECUTIVE SCORELESS INNINGS

CONSECUTIVE SCORELESS APPEARANCES

PLAYER	LENGTH (IP) - DATES	STREAK STATS	PLAYER	LENGTH - DATES	STREAK STATS
Rice	16.0 IP - 4/12-5/14	10 H, R, 13 K, 6 BB	Stumpo	12, 5/28-8/3	11.0 IP, 6 H, 13 K, 3 BB, HB, 6 SV, 40 BF
Stumpo	13.0 IP - 4/5-5/21	3 W, SV, HLD, 7 H, 14 K, 3 BB, 41 BF	Stumpo	11 G - 4/5-5/21	13.0 IP, 3 W, SV, HLD, 7 H, 14 K, 3 BB, 41 BF
Stumpo	11.0 IP, 5/28-8/3	6 SV, 6 H, 13 K, 3 BB, HB, 40 BF	Amendt	10, 6/19-7/24	9.1 IP, 2 SV, 2 HLD, 14 K, 2 BB, 31 BF
Matthews	10.2 IP - 4/19-5/30	7 H, 9 K, 4 BB, HB, 39 BF	Rice	10 G, 4/12-5/12	15.0 IP, 9 H, R, 13 K, 6 BB
Corcoran	10.1 IP, 5/26-28	W, 3 H, 11 K, BB, 34 BF	Matthews	9, 4/19-5/25	10.2 IP, 7 H, 9 K, 4 BB, HB, 39 BF
Barnes	10.0 IP - 4/12-7/23	W, 2 HLD, 7 H, R, 7 K, BB, 38 BF	Mabrey	9, 4/24-5/19	8.2 IP, W, L, 7 H, 13 K, 3 BB, 36 BF
Amendt	9.2, 6/19-7/25	2 SV, 2 HLD, 14 K, 2 BB, 34 BF	Rice	8, 7/10-8/7	8.0 IP, H, 9 K, 4 BB, 29 BF
Diaz	9.2 IP - 5/2-8	W, 2 H, 15 K, 3 BB	Barnes	7, 4/12-7/23	10.0 IP, 2 HLD, 7 H, R, 7 K, BB, 38 BF
Grammes	9.1 IP, 6/12-7/5	1-0, 8 H, 4 R, 11 K, 4 BB, 39 BF	Grammes	7, 6/12-7/5	9.1 IP, 8 H, 4 R, 11 K, 4 BB, 39 BF
Mabrey	9.1 IP, 4-24-5/25	1-1, 2 HLD, 9 H, 13 K, 3 BB, 40 BF	Rice	7, 6/5-30	8.0 IP, 4 H, R, 12 K, 4 BB, 32 BF
Percival	9.1 IP, 5/23-28	0-2, 3 H, 5 BB, 14 K, 35 BF	Alvarez	6, 7/21-8/10	7.0 IP, 4 H, R, 8 K, BB, 24 BF
Corcoran	8.2 IP, 5/28-6/2	2 H, 2 BB, 3 K	Grammes	6, 7/28-8/18	7.1 IP, 3 H, 6 K, 3 BB
Rashi	8.2 - 5/11-6/7	3 H, 12 K, 4 BB, 33 BF	Rashi	6, 5/11-6/7	8.2 IP, 3 H, 12 K, 4 BB, 33 BF
Rice	8.0 IP, 7/10-8/7	H, 9 K, 4 BB, 29 BF	Alvarez	4, 6/30-7/9	4.1 IP, 2 H, BB, HB
Rice	8.0 IP, 6/5-30	4 H, R, 12 K, 4 BB, 32 BF	Mabrey	4, 7/20-8/1	3.2 IP, 3 H, 5 K

EJECTIONS

PLAYER/COACH	DATE/LOCATION	UMPIRE	REASON
Matt Beaty	6/12 @ FRI	HP Kyle Stutz	Arguing Balls/Strikes

AWARDS

PLAYER/COACH	AWARD	DATES	STATS
Deyvison De Los Santos	Texas League Player of the Week	4/23-28	.542 (13-for-24), 3 HR, 2B, 9 RBI, 5 R, 2 BB, HBP, 3 K
Dylan File	Texas League Pitcher of the Week	4/23-28	7.0 IP, 3 H, ER, 4 K, BB
Deyvison De Los Santos	Texas League Player of the Month	April	.376 (32-for-85) 7 HR, 3 2B, 3B, 18 RBI, 18 R
Yilber Diaz	Texas League Pitcher of the Week	4/29-5/5	7.0 IP, 2 H, 0 R, 11 K
Deyvison De Los Santos	D-backs MiLB Player of the Month	April	.376 (32-for-85) 7 HR, 3 2B, 3B, 18 RBI, 18 R
Will Mabrey	D-backs Amarillo Pitcher of the Month	April	
Yilber Diaz	Texas League Pitcher of the Week	5/21-26	1-0, 6.0 IP, 2 H, 0 R, 8 K, 2 BB
Billy Corcoran	Texas League Pitcher of the Week	5/28-6/2	1-0, 0.75 ERA, 12.0 IP, 3 H, 1 ER, 9 K, 2 BB
Caleb Roberts	Texas League Player of the Week	6/18-23	.391 (9-for-23), 3 HR, 3B, 2B, 8 RBI, 5 R, 2 BB, SB

2024 MILESTONES ON THE HORIZON

NAME	MILESTONE	TO MEET (CURRENT TOTAL)
A.J. Vukovich	Amarillo All-Time HR Record	8 (41)
Cole Percival	300 Career Strikeouts	19 (281)

2024 MILESTONES REACHED

NAME	MILESTONE	DATE
Tim Tawa	Amarillo All-Time Hits Record	4/19 vs. SPR
Luke Albright	300 Career Strikeouts	4/24 @ FRI
Jamison Hill	300 Career Strikeouts	7/14 @ SA
Jamison Hill	250 Career Strikeouts	4/21 vs. SPR
Yu-Min Lin	250 Career Strikeouts	4/23 @ FRI
Logan Warmoth	550 Career Games Played	5/3 vs. MID
Yilber Diaz	300 Career Strikeouts	5/8 @ CC
Yu-Min Lin	300 Career Strikeouts	8/10 vs. NWA
Jamison Hill	Amarillo All-Time Strikeout Record	8/11 vs. NWA

SOD POODLES vs. LEAGUE IN 2024 (REGULAR SEASON)

NORTH DIVISION	OVERALL	HOME	AWAY	SOUTH DIVISION	OVERALL	HOME	AWAY
Arkansas	2-4	0-0	2-4	Corpus Christi	8-6	2-0	6-6
NW Arkansas	8-4	3-3	5-1	Frisco	6-12	3-3	3-9
Springfield	5-4	5-4	0-0	Midland	5-13	2-7	3-6
Tulsa	5-7	3-3	2-4	San Antonio	10-11	4-5	6-6
Wichita	3-3	3-3	0-0	---			

SOD POODLES vs. LEAGUE ALL-TIME (REGULAR SEASON)

NORTH DIVISION	OVERALL	HOME	AWAY	SOUTH DIVISION	OVERALL	HOME	AWAY
Arkansas	22-21	10-8	12-13	Corpus Christi	60-56	28-20	32-36
NW Arkansas	26-18	11-8	15-10	Frisco	56-63	34-31	22-32
Springfield	25-21	15-12	10-9	Midland	65-58	32-32	33-26
Tulsa	31-31	16-15	15-16	San Antonio	39-44	16-17	23-27
Wichita	17-13	10-8	7-5	---			

SOD POODLES OFFENSE

Most Runs, Game: 16 (6/18 vs. SA)
Most Runs, Inning: 9 (8/21 vs. CC, 2nd inning)
Most Hits, Game (Team): 21 (2x, Last: 8/21 vs. CC)
Most Hits, Game (Indiv.): 4 (10x, Last: Melendez, 8/21 vs. CC)
Fewest Hits, Game: 0 (8/15 @ SA)
Most Hits, Inning: 9 (8/21 vs. CC, 2nd inning)
Most HRs, Game (Team): 6 (8/20 vs. CC)
Most HRs, Game (Indiv.): 2 (4x, Last: Roberts, 6/21 vs. SA)
Most HR, Inning (Team): 3 (2x, Last: 7/10 @ SA, 6th inning)
Most SBs, Game (Team): 4 (4x, Last: 8/3 @ CC)
Most SBs, Game (Indiv.): 2 (6x, Last: Robinson, 8/18 @ SA)
Grand Slams: 2 (Robinson, 8/14 @ SA, 8th inning)
Most Runners LOB, Team: 15 (5/24 @ NWA)
Most Runs Combined (Two Teams): 29 (7/4 @ MID)
Most Hits Combined (Two Teams): 36 (7/4 @ MID)
Most HR During Series (Two Teams): 19 (3x, Last: 8/6-11 vs. NWA)
Most Runs To Overcome Deficit: 3 (5x, Last: 8/18 @ SA)

SOD POODLES DEFENSE

Most Errors, Team: 4 (2x, Last: 4/30 vs. MID)
Most Errors, Individual: 2 (4x, Last: Melendez, 7/24 vs. WCH)
Most Double Plays: 3 (4x, Last: 8/21 vs. CC)

SOD POODLES PITCHING

Most Ks, Team (9 innings): 15 (3x, Last: 7/28 vs. WCH)
Most Ks, Team (extra innings): 17 (8/1 @ CC, 10 innings)
Most Walks, Team: 14 (4/6 vs. SA)
Shutouts: 3 (Last: 8/13 @ SA)
Complete Games (9 IP): --
Complete Games (7 IP): --
Complete Game Shutout, Individual: --
Complete Game Shutout (9.0 IP) Individual: --
Longest Start: 7.2 IP (Percival, 5/17 vs. FRI)
Longest Relief Appearance: 3.0 IP (2x, Last: Clayton, 4/25 @ FRI)
Most Ks, Individual: 11 (Diaz, 5/2 vs. MID)
Most Walks, Individual: 5 (4x, Last: Giesting, 7/6 @ MID)

LAST TIME IT HAPPENED - 2024

SOD POODLES (INDIVIDUAL)

Perfect Game:
No-Hitter (Individual):
No-Hitter (Combined):
No-Hitter (7-Inning):
1-Hitter (Individual):
1-Hitter (Combined):
2-Hitter (Individual):
2-Hitter (Combined): 2x, last: 5/8 @ CC (Diaz / Rice / Stumpo)
3-Hitter (Combined): 6x, Last: 8/21 vs. CC (Giesting / Gutierrez / Sosa)
3-Hitter (Individual):
Complete Game Shutout (9 Inning):
Complete Game Shutout (7 Inning):
Immaculate Inning: Dylan File (7/3 vs. MID, 1st Inning)
10 or more strikeouts (P): 5x, Last: File (7/10 @ SA)
Four (4) Hits: 10x, Last: Melendez (8/21 vs. CC)
Five (5) Hits:
Six (6) Hits:
Three (3) Doubles:
Four (4) Doubles:
Two (2) Triples:
Two HR Game: 4x, Last: Roberts (6/21 vs. SA)
Three HR Game:
Grand Slam (Home):
Grand Slam (Road): 2x, Last: Robinson (8/14 @ SA)
Inside-The-Park HR:
Back-To-Back HRs: 2x, Last: Melendez/Roberts (8/20 vs. CC)
Back-To-Back-To-Back HRs:
HR, Both Sides of the Plate:
Hitting for the Cycle:

OPPONENTS OFFENSE

Most Runs, Game: 24 (7/4 @ MID)
Most Runs, Inning: 9 (3x, Last: 6/26 @ TUL, 2nd inning)
Most Hits, Game (Team): 29 (7/4 @ MID)
Most Hits, Game (Indiv.): 5 (Freeman, 4/25 @ FRI)
Fewest Hits, Game: 2 (2x, Last: 5/8 @ CC)
Most Hits, Inning: 9 (7/4 @ MID, 3rd inning)
Most HRs, Game (Team): 7 (7/4 @ MID)
Most HRs, Game (Indiv.): 2 (8x, Last: Cross, 8/8 vs. NWA)
Most SBs, Game (Team): 7 (4/11 @ MID)
Most SBs, Game (Indiv.): 3 (2x, Last: Church, 7/20 vs. SPR)
Grand Slams: 4 (Last: Rosario, 7/4 @ MID, 8th inning)
Most Runners LOB, Team: 15 (8/16 @ SA)
Most Runs To Overcome Deficit: 4 (8/9 vs. NWA)

OPPONENTS PITCHING

Most Ks Team (9 innings): 18 (4/9 @ MID)
Most Ks, Team (extra innings): 18 (4/19 vs. SPR, 12 innings)
Most Walks, Team: 14 (5/24 @ NWA)
Shutouts: 13 (Last: 8/17 @ SA)
Most Ks, Individual: 12 (3x, Last: Zobac, 8/7 vs. NWA)
Most Walks, Individual: 6 (Krauth, 5/17 vs. FRI)

OPPONENTS DEFENSE

Most Errors, Team: 4 (7/10 @ SA)
Most Errors, Individual: 2 (2x, Last: Tenerowicz, 7/10 @ SA)
Most Double Plays: 4 (6/22 vs. SA)

MISCELLANEOUS

Longest Home Game Time (9 innings): 3:38 (6/20 vs. SA)
Shortest Home Game Time (9 innings): 2:04 (8/7 vs. NWA)
Longest Road Game Time (9 innings): 4:48 (7/4 @ MID)
Shortest Road Game Time (9 innings): 2:01 (5/9 @ CC)
Longest Game Time (7 innings): 2:39 (6/7 (1) vs. TUL)
Shortest Game Time (7 innings): 1:53 (5/25 @ NWA)
Longest Extra-Inning Game: 3:33 (4/19 vs. SPR, 12 innings)
Longest Game (Innings): 12 (4/19 vs. SPR)
Longest Game Delay (Home): 1:47 (7/2 vs. MID, Rain)
Longest Game Delay (Road): 2:11 (7/4 @ MID, Rain)
Highest Attendance (Home): 7,704 (7/3 vs. MID)
Highest Attendance (Road): 8,076 (6/15 @ FRI)
Lowest Attendance (Home): 3,573 (8/20 vs. CC)
Lowest Attendance (Road): 2,064 (4/10 @ MID)

SOD POODLES TEAM

20 Runs, Game:
20 Hits, Game: 8/21 vs. CC, 21
10+ Runs, Inning:
Back-to-back 15-hit games:
Everyone in order gets a hit: 4x, Last: 8/21 vs. CC
Everyone in order scores a run: 2x, Last: 8/21 vs. CC
Only player in order to get a hit:
15+ Strikeouts, Game (Batting): 11x (Last: 8/7 vs. NWA, 15 K)
Triple Play:
Winning Streak: 4 (2x, Last: 7/21-25 vs. WCH)
Losing Streak: 7 (6/9-16 vs. TUL, @ FRI)

SOD POODLES OFFENSE

Most Runs, Game: 20 (9/11/21 vs. TUL)
Most Runs, Inning: 11 (6/11/22 vs. FRI, 8th inning)
Most Hits, Game: 24 (9/11/21 vs. TUL)
Most Hits, Game (Indiv.): 5 (3x: Last: Barrosa, 7/22 @ MID)
Fewest Hits, Game: 0 (2x, Last: 8/15/24 @ SA)
Most HRs, Game (Team): 7 (6/5/21 @ FRI)
Most HRs, Game (Indiv.): 3 (3x, Last: Beer (9/1/23 vs MID)
Grand Slams: 20 (Last: Robinson, 8/14/24 @ SA, 8th inning)
Most SBs, Game (Team.): 9 (7/1/23 vs. TUL)
Most SBs, Game (Indiv.): 3 (9x: Last: Lawlar, 8/10/23 @ TUL)
Most Runners LOB, Team: 15 (2x, Last: 5/24/24 @ NWA)
Most Runs Combined (Two Teams): 32 (9/11/21 vs. TUL)
Most Hits Combined (Two Teams): 37 (2x: Last: 4/23/22 vs SA)
Most Home Runs During Series (Two Teams): 34 (9/7-12/21 vs. TUL)
Most Runs To Overcome Deficit: 10 (4/26/23 vs. FRI)

SOD POODLES DEFENSE

Most Errors, Team: 5 (2x, Last: 9/13/23 vs. FRI)
Most Errors, Individual: 2 (33x: Last: Melendez, 7/24/24 vs. WCH)
Most Ground Into Double Plays: 4 (2x: Last: 9/17/21 vs. FRI)

SOD POODLES PITCHING

Most Ks, Team (9 innings): 18 (2x: Last: 5/9/21 @ TUL)
Most Ks, Team (extra innings): 18 (5/19/21 vs MID)
Most Walks, Team: 14 (4/6/24 vs. SA)
Shutouts: 30x: Last: 8/13/24 @ SA
Last Complete Game (9 IP): --
Last Complete Game (7 IP): Nelson (G1, 9/1/21 @ SA)
Last Complete Game (5 IP): Walston (7/29/22 vs. CC)
Last Complete Game Shutout: Frias (8/1/21 vs. SA (7))
Longest Start: 8.0 IP (2x, Last: Hill, 9/1/23 vs MID)
Longest Relief Appearance: 3.1 IP (4x, last: Workman, 4/26 vs FRI)
Most Ks, Individual: 12 (4x: Last: Pfaadt: 6/23/22 @ CC)
Most Walks, Individual: 7 (Nelson, 7/6/21 @ SA)

LAST TIME IT HAPPENED - ALL TIME

SOD POODLES (INDIVIDUAL)

Perfect Game:
No-Hitter (Individual):
No-Hitter (Combined):
No-Hitter (7-Inning): 2x: Tabor, 7/11/21 @ SA; Frias, 8/1/21 vs. SA
1-Hitter (Individual): 7/29/22 (Walston, 5-inning game)
1-Hitter (Combined): 3x: Last: 8/25/23 @ SA; Hill/Rashi/Otanez
2-Hitter (Individual):
2-Hitter (Combined): 7x: Last: 5/8/24 @ CC (Diaz/Rice/Stumpo)
3-Hitter (Combined): 32x: Last: 8/21/24 vs. CC (Giesting/Gutierrez/Sosa)
3-Hitter (Individual):
Complete Game Shutout (9 Inning):
Complete Game Shutout (7 Inning): 2x: Tabor, 7/11/21 @ SA; Frias, 8/1/21 vs. SA
Immaculate Inning: Dylan File (7/3 vs. MID, 1st Inning)
10 or more strikeouts: 22x, Last: File (7/10/24 @ SA)
Four (4) Hits: 48x: Last: Melendez (8/21/24 vs. CC)
Five (5) Hits: 3x: Last: Cedeño (8/18/22 @ MID)
Six (6) Hits:
Three (3) Doubles: 3x: Last: Carroll, (4/23/22 vs SA)
Four (4) Doubles:
Two (2) Triples:
Two HR Game: 42x: Last: Roberts (6/21/24 vs. SA)
Three HR Game: 3x, Last: Beer, 9/1/23 vs MID)
Grand Slam (Home): 14x: Last: Duzenack, 9/27/23 vs. ARK)
Grand Slam (Road): 6x: Last: Robinson, 8/14/24 @ SA
Inside-The-Park HR: 5x: Last: Lawlar (7/3/23 (1) vs TUL)
Back-To-Back HRs: 25x: Last: Melendez/Roberts (8/20/24 vs. CC)
Back-To-Back-To-Back HRs:
B-2-B-2-B-2-B HRs: 9/11/21 vs. TUL - Garrett/Kennedy/Fletcher/Canzone (3rd inning)
HR, Both Sides of the Plate: 3x: Last: Stankiewicz (7/15/22 vs SA)
Hitting for the Cycle:

OPPONENTS OFFENSE

Most Runs, Game: 24 (7/4/24 @ MID)
Most Runs, Inning: 11 (9/2/22 vs. FRI, 5th inning)
Most Hits, Game (Team): 29 (7/4/24 @ MID)
Most Hits, Game (Indiv.): 6 (Guldberg, 4/10/22 vs MID)
Fewest Hits, Game: 0 (2x: Last: 8/1/21 vs. SA - Frias no-hitter)
Most HRs, Game (Team): 9 (2x, Last: 5/17/22 vs. TUL)
Most HRs, Game (Indiv.): 4 (Chandler Redmond, 8/10/22 vs SPR)
Most SBs, Game (Team): 7 (4/11/24 @ MID)
Most SBs, Game (Indiv.): 3 (3x, Last: Church, 7/20/24 vs. SPR)
Grand Slams: 28 (Last: Rosario, 7/4/24 @ MID, off Valdez, 8th inning)
Most Runners LOB, Team: 16 (4/10/22 vs. MID)
Most Runs To Overcome Deficit: 10 (7/18/21 @ MID)

OPPONENTS PITCHING

Most Ks Team (9 innings): 18 (4/9/24 @ MID)
Most Ks, Team (extra innings): 19 (5/11/19 @ CC, 10)
Most Walks, Team: 14 (5/24/24 @ NWA)
Shutout: 35x: Last: 8/17/24 @ SA
Last Complete Game: Jones (5/26/22 (2) @ ARK)
Last Complete Game Shutout (7 IP): Jones (5/26/22 (2) @ ARK)
Most Ks, Individual: 14 (Dustin May, 6/22/19 @ TUL)
Most Walks, Individual: 7 (Robaina, 7/31/22 vs. CC)

OPPONENTS DEFENSE

Most Errors, Team: 4 (6x: Last: 7/10/24 @ SA)
Most Errors, Individual: 3 (3x: Last: Whitcomb, 4/12/23 vs. CC)
Most Ground Into Double Plays: 4 (3x: Last: 6/22/24 vs. SA)

MISCELLANEOUS

Longest Home Game Time (9 innings): 4:08 (9/11/21 vs. TUL)
Shortest Home Game Time (9 innings): 1:56 (9/1/23 vs MID)
Longest Road Game Time (9 innings): 4:48 (7/4/24 @ MID)
Shortest Road Game Time (9 innings): 1:50 (8/21/22 @ MID)
Longest Game Time (7 innings): 2:39 (6/7/24 (1) vs. TUL)
Shortest Game Time (7 innings): 1:29 (5/26/22 (2) @ ARK)
Longest Extra-Inning Game: 4:08 (4/22/22 vs. SA, 11)
Longest Game (Innings): 13 (6/30/23 vs TUL)
Longest Game Delay (Home): 3:15 (5/18/21 vs. MID)
Longest Game Delay (Road): 2:11 (7/4/24 @ MID)
Highest Attendance (Home): 7,704 (7/3/24 vs. MID)
Highest Attendance (Road): 10,366 (5/18/19 @ FRI)
Lowest Attendance (Home): 3,231 (4/25/23 vs. FRI)
Lowest Attendance (Road): 1,906 (8/17/22 @ MID)
Largest Margin of Victory: 15 (19-4, 6/9/21 vs. CC)
Largest Margin of Defeat: 19 (2x, Last: 24-5, 7/4/24 @ MID)

SOD POODLES TEAM

20 Runs, Game: 20, 9/11/21 vs. TUL
20 Hits, Game: 7x: Last: 21, 8/21/24 vs. CC
10+ Runs, Inning: 2x: Last: 6/11/22 vs. FRI (11, 8th inning)
Back-to-back 15-hit games: 3x: Last: 9/17/23 vs FRI - 9/19/23 vs SA)
Everyone in order gets a hit: 39x: Last: 8/21/24 vs. CC
Everyone in order gets multiple-hits: 5/8/22 vs. MID
Everyone in order scores a run: 10x: Last: 8/21/24 vs. CC
Only player in order to get a hit: 4x: Last: Diaz, G1, 9/1/21 @ SA
15+ Strikeouts, Game (Batting): 31x: Last: 8/7/24 vs. NWA, 15 K
Triple Play:
Winning Streak: 7 (6/6-13/23)
Losing Streak: 7 (2x: 7/30-8/6/22; 6/9-16/24)

GAME	DATE	OPPONENT	W/L	WINNING PITCHER	LOSING PITCHER	SAVE	RECORD	STANDING	ATTENDANCE	TOG
1	4/5	SA	L, 5-12	Mazur, A (1-0)	Rice, J (0-1)	--	0-1	T-2nd (-1.0)	6,308	3:02
2	4/6	SA	L, 5-18	Roberson, J (1-0)	Albright, L (0-1)	--	0-2	T-4th (-2.0)	4,253	3:20
3	4/7	SA	L, 4-9	Brito, R (1-0)	Diaz, Y (0-1)	--	0-3	T-4th (-3.0)	4,405	2:51
OFF										
4	4/9	@ MID	L, 3-4	Cohen, C (1-0)	Barnes, Z (0-1)	Holman, G (2)	0-4	T-4th (-4.0)	3,213	2:44
5	4/10	@ MID	W, 7-4	Montilla, E (1-0)	Basso, B (0-1)	Montes De Oca, C (1)	1-4	4th (-3.0)	2,064	2:27
6	4/11	@ MID	L, 5-8	Briggs, A (1-0)	Rashi, T (0-1)	Emanuel, S (1)	1-5	T-4th (-4.0)	5,079	2:41
7	4/12	@ MID	W, 7-6	Matthews (1-0)	Cushing, J (1-1)	Montes De Oca, C (2)	2-5	4th (-3.0)	3,630	3:02
8	4/13	@ MID	L, 0-2	Cusick, R (1-0)	Diaz, Y, (0-2)	Holman, G (3)	2-6	4th (-4.0)	4,415	2:18
9	4/14	@ MID	L, 1-11	Leal, D (1-0)	File, D (0-1)	--	2-7	4th (-5.0)	2,108	2:31
OFF										
10	4/16	SPR	W, 13-9	Mabrey, W (1-0)	Rajcic, M (1-1)	Rashi, T (1)	3-7	4th, (-5.0)	4,159	3:01
11	4/17	SPR	L, 1-5	Cornwell, A (1-0)	Lin, Y (0-1)	Bedell, I (1)	3-8	T-4th (-5.0)	4,060	2:32
12	4/18	SPR	W, 6-3	Stumpo, M (1-0)	Marrero, A (0-1)	--	4-8	T-4th (-4.0)	4,337	2:50
13	4/19	SPR	L, 4-9 (12)	Granillo, A (2-0)	Meza, C (0-1)	--	4-9	T-4th (-4.0)	5,219	3:33
14	4/20	SPR	W, 9-6	File, D (1-1)	Nuñez, E, (0-1)	Rashi, T (2)	5-9	4th (-4.0)	5,150	2:56
15	4/21	SPR	L, 2-3	Rajcic, M (2-1)	Hill, J (0-1)	Svanson, M (2)	5-10	T-4th (-4.0)	4,207	2:25
OFF										
16	4/23	@ FRI	W, 12-7	Lin, Y (1-1)	Garcia, R (0-2)	--	6-10	4th (-4.0)	2,356	3:00
17	4/24	@ FRI	W, 4-2	Larsen, D (1-0)	Anderson, B (0-1)	Rashi, T (3)	7-10	4th (-4.0)	2,453	2:26
18	4/25	@ FRI	L, 5-13	Krauth, N (2-0)	Percival, C (0-1)	--	7-11	4th (-5.0)	3,315	2:42
19	4/26	@ FRI	L, 2-3	Acker, D (1-0)	Diaz, Y (0-3)	Birlingmair, R (1)	7-12	4th (-6.0)	5,845	2:49 (:11)
20	4/27	@ FRI	L, 3-4	Rodriguez, A (1-0)	Rashi, T (0-2)	--	7-13	4th (-6.0)	5,158	2:19 (:32)
21	4/28	@ FRI	W, 6-5 (10)	Mabrey, W (2-0)	Birlingmair, R (0-1)	Gutierrez, G (1)	8-13	4th (-5.0)	6,247	2:43
OFF										
22	4/30	MID	L, 4-14	Ginn, J (3-1)	Larsen, D (1-1)	--	8-14	4th (-6.0)	3,816	3:01
23	5/1	MID	W, 7-3	Barnes, Z (1-1)	Salinas, R (2-1)	--	9-14	4th (-5.0)	4,330	2:40
24	5/2	MID	W, 4-0	Diaz, Y (1-3)	Beers, B (2-2)	--	10-14	4th (-5.0)	4,791	2:06
25	5/3	MID	L, 0-8	Basso, B (1-1)	File, D (1-2)	--	10-15	4th (-5.0)	5,439	2:38
26	5/4	MID	L, 0-6	Hoglund, G (3-1)	Hill, J (0-2)	--	10-16	4th (-6.0)	5,611	2:13
27	5/5	MID	L, 4-7	Ginn, J (4-1)	Clayton, L (0-1)	Santos, P (3)	10-17	4th (-7.0)	5,815	2:27
OFF										
28	5/7	@ CC	W, 12-5	Percival, C (1-1)	Santos, A (0-5)	--	11-17	4th (-7.0)	3,093	2:55
29	5/8	@ CC	L, 0-1	Guilfoil, T (2-3)	Diaz, Y (1-4)	Ford, K (2)	11-18	4th (-8.0)	6,896	2:05
30	5/9	@ CC	W, 2-1	File, D (2-2)	Robaina, J (1-1)	Gutierrez, G (2)	12-18	4th (-8.0)	2,827	2:01
31	5/10	@ CC	W, 3-2	Hill, J (1-2)	Ullola, M (1-2)	Grammes, C (1)	13-18	4th (-7.0)	4,325	2:30
32	5/11	@ CC	L, 0-2	Bloss, J (1-0)	Clayton, L (0-2)	Strotman, D (1)	13-19	4th (-8.0)	3,708	2:07
33	5/12	@ CC	L, 6-14	Gomez, C (1-0)	Percival, C (1-2)	--	13-20	4th (-8.5)	4,236	2:55
OFF										
34	5/14	FRI	W, 7-6 (10)	Stumpo, M (2-0)	Ahlstrom, R (2-1)	--	14-20	4th (-8.0)	6,802	2:42
35	5/15	FRI	PTSPD							
36	5/16(1)	FRI	L, 2-10	Garcia, R (2-2)	Corcoran, B (0-1)	--	14-21			2:01
37	5/16(2)	FRI	L, 2-10	Anderson, B (2-2)	Hill, J (2-2)	--	14-22	4th (-10.0)	4,374	2:10
37	5/17	FRI	W, 9-1	Percival, C (2-2)	Krauth, N (3-1)	--	15-22	4th (-10.0)	5,876	2:25
38	5/18	FRI	W, 4-3	Stumpo, M (3-0)	Serrano, F (0-1)	--	16-22	4th (-9.0)	5,989	2:40
39	5/19	FRI	L, 2-3	Jennings, S (3-0)	Mabrey, W (2-1)	DeVito, R (1)	16-23	4th (-9.0)	5,230	2:24
OFF										
40	5/21	@ NWA	W, 6-5	Rice, J (1-1)	Brady, R (1-1)	Stumpo, M (1)	17-23	4th (-9.0)	6,013	2:46
41	5/22	@ NWA	W, 3-1	Corcoran, B (1-1)	Cerantola, E (1-2)	Gutierrez, G (3)	18-23	4th (-8.5)	2,880	2:19
42	5/23	@ NWA	L, 4-2	Avila, L (3-3)	Percival, C (2-3)	Way, B (4)	18-24	4th (-9.0)	3,004	2:11
43	5/24	@ NWA	W, 14-4	Matthews, J (2-0)	Bubic, K (0-1)	--	19-24		4,043	3:16 (1:00)
44	5/25	@ NWA	W, 9-0 (7)	Diaz, Y (2-4)	Barnett, M (2-2)	--	20-24	4th (-8.0)	3,077	1:53
45	5/26	@ NWA	W, 7-6	Rice, J (2-1)	Guerrero, T (0-3)	Stumpo, M (2)	21-24	4th (-7.0)	3,492	2:47
OFF										
46	5/28	@ ARK	W, 2-1	Corcoran, B (2-1)	Castano, B (0-2)	Stumpo, M (3)	22-24	4th (-7.0)	3,252	2:14
47	5/29	@ ARK	L, 0-1	Evans, L (5-2)	Percival, C (2-4)	Taylor, T (3)	22-25	4th (-8.0)	4,006	2:11
48	5/30	@ ARK	L, 3-8	Hill, K (2-1)	File, D (2-3)	--	22-26	4th (-9.0)	5,392	2:47
49	5/31	@ ARK	PPD							
49	6/1	@ ARK	W, 4-2	Diaz, Y (3-4)	VanScoter, R (2-3)	Mabrey, W (1)	23-26			2:07
50	6/1 (2)	@ ARK	L, 1-5	Mercedes, J (2-2)	Hill, J (1-4)	--	23-27	3rd (-10.0)	4,890	2:03
51	6/2	@ ARK	L, 0-2	Curveo, L (4-0)	Amendt, K (0-1)	Taylor, T (4)	23-28	3rd (-11.0)	3,748	2:11

GAME	DATE	OPPONENT	W/L	WINNING PITCHER	LOSING PITCHER	SAVE	RECORD	STANDING	ATTENDANCE	TOG
52	6/4	TUL	W, 4-2	Percival, C (3-4)	Karros, J (1-1)	Stumpo, M (4)	24-28	3rd (-10.0)	5,143	2:22
53	6/5	TUL	L, 1-12	Wroblecki, J (4-2)	File, D (2-4)	--	24-29	3rd (-10.0)	4,225	2:22
54	6/6	TUL	PPD							
54	6/7	TUL	L, 4-17	Morillo, J (2-1)	Diaz, Y (3-5)	--	24-30			2:39
55	6/7 (2)	TUL	W, 6-1	Rashi, T (1-2)	Williams, K (2-6)	--	25-30	3rd (-11.0)	7,196	2:16
56	6/8	TUL	W, 6-3	Morales, F (1-0)	Kopp, R (2-1)	Stumpo, M (5)	26-30	3rd (-10.0)	7,242	2:25
57	6/9	TUL	L, 2-15	Karros, J (2-1)	Percival, C (3-5)	--	26-31	3rd (-11.0)	5,025	3:10
OFF										
58	6/11	@ FRI	L, 1-4	Stephan, J (2-3)	File, D (2-5)	Owens, T (2)	26-32	4th (-12.0)	7,934	2:24
59	6/12	@ FRI	L, 2-11	Chi, B (1-0)	Ray, D (0-1)	--	26-33	4th (-13.0)	4,134	3:02
60	6/13	@ FRI	L, 3-5	DeVito, R (3-0)	Morales, F (1-1)	--	26-34	4th (-14.0)	4,540	2:21
61	6/14	@ FRI	L, 3-4 (10)	Owens, T (1-0)	Albright, L (0-2)	--	26-35	4th (-15.0)	6,725	2:39
62	6/15	@ FRI	L, 1-6	Acker, D (3-2)	Corcoran, B (2-2)	--	26-36	4th (-16.0)	8,076	2:06
63	6/16	@ FRI	L, 0-12	Teodo, E (4-1)	File, D (2-6)	--	26-37	4th (-17.0)	6,136	2:27
OFF										
64	6/18	SA	W, 16-4	Gutierrez, G (1-0)	Krob, A (2-4)	--	27-37	4th (-16.0)	5,028	3:13
65	6/19	SA	W, 7-4	Giesting, S (1-0)	Kollar, J (5-3)	Amendt, K (1)	28-37	4th (-16.0)	4,874	2:20
66	6/20	SA	L, 10-12	Cruz, O (2-0)	Mabrey, W (2-2)	--	28-38	4th (-16.0)	5,338	3:38
67	6/21	SA	W, 10-2	Corcoran, B (3-2)	Snelling, R (1-7)	--	29-38	4th (-15.0)	6,267	2:10 (:44)
68	6/22	SA	W, 4-3 (10)	Amendt, K (1-1)	Pena, F (0-2)	--	30-38	4th (-14.0)	6,580	2:12
69	6/23	SA	L, 1-2 (10)	Routzahn, E (4-0)	Rashi, T (1-3)	--	30-39	4th (-14.0)	5,125	2:33
OFF										
END OF TL FIRST HALF										
70	6/25	@ TUL	W, 7-4	Giesting, S (2-0)	Williams, K (3-7)	Amendt, K (2)	1-0, 31-39	T-1st (+1.0)	4,184	3:13
71	6/26	@ TUL	L, 2-16	Rosario, J (1-0)	Lin, Y (1-2)	--	1-1, 31-40	T-2nd (-1.0)	3,673	2:57
72	6/27	@ TUL	L, 1-2	Hobbs, M (2-1)	Alvarez, J (0-1)	Boyer, L (5)	1-2, 31-41	T-3rd (-1.0)	3,564	2:04
73	6/28	@ TUL	W, 9-2	Corcoran, B (4-2)	Suarez, C (1-3)	--	2-2, 32-41	3rd (-1.0)	7,453	2:45
74	6/29	@ TUL	L, 6-10	Wepf, L (1-0)	Percival, C (3-6)	--	2-3, 32-42	T-3rd (-1.0)	6,828	2:57
75	6/30	@ TUL	L, 3-4	Williams, K (4-7)	Hill, J (1-5)	Wepf, L (1)	2-4, 32-43	T-3rd (-2.0)	3,812	2:28
76	7/1	MID	L, 4-14	Gonzalez, J (4-2)	Giesting, S (2-1)	--	2-5, 32-44	T-4th (-3.0)	4,309	2:40
77	7/2	MID	L, 1-5	Peluse, C (2-1)	Lin, Y (1-3)	--	2-6, 32-45	T-4th (-4.0)	5,484	2:13 (1:47)
78	7/3	MID	L, 1-4	Robles, D (1-2)	File, D (2-7)	Correa, D (5)	2-7, 32-46	T-4th (-5.0)	7,704	2:08
79	7/4	@ MID	L, 5-24	Leal, D (2-2)	Corcoran, B (4-3)	--	2-8, 32-47	T-4th (-6.0)	5,574	4:48 (2:11)
80	7/5	@ MID	W, 7-6	Grammes, C (1-0)	Tomioka, S (2-3)	Stumpo, M (6)	3-8, 33-47	4th (-6.0)	4,039	2:55
81	7/6	@ MID	L, 0-5	Gonzalez, J (5-2)	Giesting, S (2-2)	--	3-9, 33-48	4th (-6.5)	3,563	2:30
OFF										
OFF										
82	7/9	@ SA	L, 5-6	Cruz, O (5-0)	Grammes, C (1-1)	Routzahn, E (4)	3-10, 33-49	4th (-7.5)	4,581	2:33
83	7/10	@ SA	W, 8-1	File, D (3-7)	Lizarraga, V (3-4)	--	4-10, 34-49	4th (-6.5)	2,186	2:31
84	7/11	@ SA	W, 9-3	Corcoran, B (5-3)	Brito, R (2-2)	--	5-10, 35-49	4th (-5.5)	3,356	2:46
85	7/12	@ SA	L, 0-1	Kollar, J (9-3)	Alvarez, J (0-2)	Pena, F (1)	5-11, 35-50	4th (-6.5)	4,480	2:06
86	7/13	@ SA	L, 3-5	Cienfuegos, M (2-0)	Giesting, S (2-3)	Routzahn, E (5)	5-12, 35-51	4th (-7.5)	5,583	2:25
87	7/14	@ SA	W, 4-2	Hill, J (2-5)	Bergert, R (1-7)	Stumpo, M (7)	6-12, 36-51	4th (-6.5)	2,432	2:42
OFF										
TL ALL-STAR BREAK										
88	7/19	SPR	W, 7-1	File, D (4-7)	Mathews, Q (0-1)	--	7-12, 37-51	4th (-5.5)	6,320	2:15
89	7/20	SPR	L, 4-7	Ralston, J (3-1)	Grammes, C (1-2)	Svanson, M (15)	7-13, 37-52	4th (-6.0)	6,686	2:41
90	7/21	SPR	W, 6-5	Matthews, J (3-0)	Rajcic, M (7-8)	Stumpo, M (8)	8-13, 38-52	4th (-6.0)	4,756	2:31
OFF										
91	7/23	WCH	W, 12-3	Rashi, T (2-3)	Nowlin, J (5-5)	--	9-13, 39-52	4th (-6.0)	4,353	2:47
92	7/24	WCH	W, 7-3	Grammes, C (2-2)	Lawyerson, C (1-2)	--	10-13, 40-52	4th (-5.0)	4,248	2:27
93	7/25	WCH	W, 3-2	File, D (5-7)	MacLeod, C (0-1)	Amendt, K (3)	11-13, 41-52	4th (-4.0)	6,859	2:14
94	7/26	WCH	L, 1-4	Raya, M (1-3)	Corcoran, B (5-4)	Morris, A (1)	11-14, 41-53	4th (-5.0)	6,293	2:16
95	7/27	WCH	L, 9-10	Lewis, C (1-2)	Ray, D (0-2)	Bischoff, K (1)	11-15, 41-54	4th (-6.0)	5,612	2:59
96	7/28	WCH	L, 8-10	Rozek, A (5-3)	Giesting, S (2-4)	Stankiewicz, J (2)	11-16, 41-55	4th (-7.0)	4,570	2:42
OFF										
97	7/30	@ CC	W, 11-5	Lin, Y (2-3)	Brown, A (2-7)	--	12-16, 42-55	4th (-6.0)	3,165	3:03
98	7/31	@ CC	L, 1-2 (10)	Ford, K (3-2)	Stumpo, M (3-1)	--	12-17, 42-56	4th (-7.0)	2,667	2:58
99	8/1	@ CC	W, 3-2 (10)	Barnes, Z (2-1)	Rodning, B (0-1)	Alvarez, J (1)	13-17, 43-56	4th (-6.0)	3,889	3:01
100	8/2	@ CC	W, 5-1	Ray, D (1-2)	Ullola, M (5-7)	--	14-17, 44-56	4th (-5.0)	6,211	2:39
101	8/23	@ CC	L, 5-9	Fleury, J (1-3)	Giesting, S (2-5)	--	14-18, 44-57	4th (-6.0)	5,335	2:42
102	8/4	@ CC	L, 2-3	Melendez, J (1-2)	Lin, Y (2-4)	Brown, A (1)	14-19, 44-58	4th (-7.0)	3,343	2:26

GAME	DATE	OPPONENT	W/L	WINNING PITCHER	LOSING PITCHER	SAVE	RECORD	STANDING	ATTENDANCE	TOG
103	8/6	NWA	W, 10-9 (10)	Rashi, T (3-3)	Simonelli, A (4-2)	--	15-19, 45-58	4th (-6.0)	4,194	3:16
104	8/7	NWA	L, 0-4	Zobac, S (2-2)	Corcoran, B (5-5)	--	15-20, 45-59	4th (-7.0)	3,758	2:04
105	8/8	NWA	W, 8-7	Rashi, T (4-3)	Wallace, J (0-1)	--	16-20, 46-59	4th (-7.0)	5,384	2:30
106	8/9	NWA	L, 6-7 (11)	Way, B (5-3)	Gutierrez, G (1-1)	--	16-21, 46-60	4th (-7.0)	5,757	3:14
107	8/10	NWA	W, 2-1	Lin, Y (3-4)	Guerrero, T (3-6)	Alvarez, J (2)	17-21, 47-60	4th (-6.0)	6,218	2:13 (:57)
108	8/11	NWA	L, 4-6	Flemming, W (4-3)	Elbis, J (0-1)	Paulino, A (10)	17-22, 47-61	4th (-7.0)	4,313	2:32
OFF										
109	8/13	@ SA	W, 5-0	Corcoran, B (6-5)	Krob, A (3-10)	--	18-22, 48-61	4th (-6.0)	3,204	2:40
110	8/14	@ SA	W, 5-3	Hill, J (3-5)	Camarena, D (0-1)	Stumpo, M (9)	19-22, 49-61	3rd (-5.0)	2,543	2:40
111	8/15	@ SA	L, 0-8	Bergert, R (2-7)	Giesting, S (2-6)	--	19-23, 49-62	4th (-6.0)	2,471	2:31
112	8/16	@ SA	L, 2-3 (10)	Brito, R (3-3)	Alvarez, Y (0-3)	--	19-24, 49-63	4th (-6.0)	3,179	3:01
113	8/17	@ SA	L, 0-4	Lizarraga, V (5-6)	Elbis, J (0-2)	--	19-25, 49-64	4th (-6.0)	3,869	2:10
114	8/18	@ SA	W, 5-3	Mabrey, W (3-2)	Rodriguez, B (0-1)	Stumpo, M (10)	20-25, 50-64	4th (-6.0)	2,164	2:23
OFF										
115	8/20	CC	W, 11-6	Ray, D (2-2)	Ullola, M (5-9)	--	21-25, 51-64	4th (-6.0)	3,573	2:46
116	8/21	CC	W, 13-1	Giesting, S (3-6)	Robaina, J (1-2)	--	22-25, 52-64	4th (-6.0)	4,129	2:23
117	8/22	CC								
118	8/23	CC								
119	8/24	CC								
120	8/25	CC								
OFF										
121	8/27	ARK								
122	8/28	ARK								
123	8/29	ARK								
124	8/30	ARK								
125	8/31	ARK								
126	9/1	ARK								
OFF										
127	9/3	@ MID								
128	9/4	@ MID								
129	9/5	@ MID								
130	9/6	@ MID								
131	9/7	@ MID								
132	9/8	@ MID								
OFF										
133	9/10	FRI								
134	9/11	FRI								
135	9/12	FRI								
136	9/13	FRI								
137	9/14	FRI								
138	9/15	FRI								

END OF REG. SEASON