

OMAHA STORM CHASERS GAME NOTES

AT COLUMBUS CLIPPERS

RHP Jonathan Bowlan (2-1, 4.24 ERA) @ RHP Jerad Eickhoff (0-2, 9.47 ERA)

Tuesday, July 25, 2023 | Game #93 | Home Game #53

6:05 CT/7:05 ET First Pitch | Huntington Park | Columbus, Ohio

Radio: stormchasers.mxl.com | TV: Bally Live, MiLB.TV

8-12 / 46-46

10-10 / 43-51

Omaha Storm Chasers | 12356 Ballpark Way, Papillion, Nebraska 68046 | (402) 738-5100 | OmahaStormChasers.com | @OMASstormChasers

UPCOMING SCHEDULE & PROBABLE PITCHERS

UPCOMING GAMES

OPPONENT





TIME (CT)

PROBABLE PITCHERS

| | | | |
|--------------------|------------|------------|---|
| Wednesday, July 26 | @ Columbus | 11:05 a.m. | LHP Angel Zerpa (0-2, 5.75 ERA) @ RHP Zach Plesac (2-4, 6.69 ERA) |
| Thursday, July 27 | @ Columbus | 6:05 p.m. | LHP Cole Ragans (1-1, 5.10 ERA) @ RHP Hunter Gaddis (1-6, 6.46 ERA) |
| Friday, July 28 | @ Columbus | 6:05 p.m. | RHP Max Castillo (2-6, 4.97 ERA) @ RHP Peyton Battenfield (0-2, 5.52 ERA) |
| Saturday, July 29 | @ Columbus | 6:05 p.m. | LHP Anthony Veneziano (4-0, 3.19 ERA) @ LHP Joey Cantillo (2-2, 5.48 ERA) |

THE MATCHUP

(UNDERLINE = MiLB LEADER) (BOLD = TRIPLE-A LEADER) (ITALICS = TRIPLE-A WORST)

| | | | |
|--|---|---|---|
|  |  |  |  |
| .267 (5TH) < AVG | .253 (17TH) | 5.27 (11TH) < ERA | 5.65 (16TH) |
| 516 (15TH) R > | 540 (8TH) | 1.55 (12TH) < WHIP | 1.64 (18TH) |
| 824 (9TH) < H | 785 (19TH) | .262 (11TH) AVG > | .259 (8TH) |
| 104 (15TH) < HR | 103 (16TH) | 811.2 (12TH) < IP | 802.2 (20TH) |
| 417 (15TH) BB > | 462 (5TH) | 818 (8TH) H > | 790 (5TH) |
| 782 (6TH) < K | 794 (7TH) | 521 (9TH) < R | 543 (13TH) |
| 165 (1ST) < SB | 80 (15TH) | 126 (13TH) < HR | 136 (18TH) |
| .359 (9TH) < OBP | .359 (9TH) | 444 (11TH) < BB | 529 (20TH) |
| .443 (12TH) < SLG | .423 (14TH) | 809 (12TH) K > | 850 (7TH) |
| .802 (11TH) < OPS | .782 (15TH) | 2 (12TH) SHO > | 4 (7TH) |

| | |
|-----------------------------|--------------|
| ALL-TIME vs. Clippers..... | 36-27 (.571) |
| SINCE 2021 in Omaha..... | 15-9 (.625) |
| SINCE 2021 in Columbus..... | 11-7 (.611) |

| | |
|------------------------------|-------------|
| 2023 vs. Clippers..... | 6-0 (1.000) |
| 2023 at Werner Park..... | 6-0 (1.000) |
| 2023 at Huntington Park..... | |

| DATE H/R | SCORE | WIN | LOSS | SAVE |
|----------|---------|--------------|---------------|-----------|
| 6/13 H | W, 6-5 | C. Snider | M. Kelly | B. Kriske |
| 6/14 H | W, 6-1 | A. Marsh | G. Williams | - |
| 6/15 H | W, 4-2 | M. Castillo | H. Gaddis | B. Kriske |
| 6/16 H | W, 4-1 | A. Veneziano | T. Ponticelli | - |
| 6/17 H | W, 13-4 | D. Parrish | J. Romero | - |
| 6/18 H | W, 6-4 | J. Heasley | J. Cantillo | C. Snider |
| 7/25 R | | | | |
| 7/26 R | | | | |
| 7/27 R | | | | |
| 7/28 R | | | | |
| 7/29 R | | | | |
| 7/30 R | | | | |
| 9/19 R | | | | |
| 9/20 R | | | | |
| 9/21 R | | | | |
| 9/22 R | | | | |
| 9/23 R | | | | |
| 9/24 R | | | | |

STORM CHASERS ON THE RISE

10 Omaha players that appear on a Top-30 Royals prospects ranking

| PLAYER (POSITION) | MLB PIPELINE | BASEBALL AMERICA |
|-----------------------------|---------------|------------------|
| Nick Loftin (INF) | Royals No. 3 | Royals No. 4 |
| Tyler Gentry (OF) | Royals No. 6 | Royals No. 7 |
| Angel Zerpa (LHP) | Royals No. 7 | Royals No. 13 |
| Jonathan Bowlan (RHP) | Royals No. 9 | Royals No. 14 |
| Samad Taylor (INF/OF) | Royals No. 19 | Royals No. 24 |
| Will Klein (RHP) | Royals No. 22 | Royals No. 18 |
| Tucker Bradley (OF) | Royals No. 26 | - |
| Steven Cruz (RHP) | Royals No. 27 | - |
| Anthony Veneziano (LHP) | - | Royals No. 9 |
| Christian Chamberlain (LHP) | - | Royals No. 21 |



STORM CHASERS PRESS BOX

Game Notes compiled by Nicholas Badders

Credential Requests: nicholasb@omahastormchasers.com

Omaha Storm Chasers gameday information, as well as the 2023 Storm Chasers Media Guide can be found at milb.com/omaha/ballpark/media.

YESTERDAY'S GAME

| | 1 | 2 | 3 | 4 | 5 | 6 | 7 | 8 | 9 | R | H | E | LO |
|--|---|---|---|---|---|---|---|---|---|---|---|---|----|
|  St. Paul | 0 | 0 | 0 | 0 | 0 | 1 | 0 | 0 | 0 | 1 | 6 | 0 | 6 |
|  Omaha | 1 | 0 | 0 | 0 | 0 | 0 | 2 | 0 | x | 3 | 8 | 0 | 7 |

WIN: Will Klein (0-1) | LOSS: Blayne Enlow (2-3) | SAVE: None

PAPILLION, NEB. – The Omaha Storm Chasers claimed a series win over the St. Paul Saints Sunday afternoon with a 3-1 victory behind a quality start from **Anthony Veneziano** and a timely rally in the seventh inning.

Omaha took an early lead in the bottom of the 1st inning, as **Tucker Bradley** connected for a one-out double, then came around to score two batters later on an RBI single from **John Rave**.

With a run of support, Veneziano kept the Saints off balance for much of his start, as he pitched a shutout into the 6th inning, holding the saints to just three hits over the first five innings ... St. Paul tied the game up in the sixth on a two-out, RBI double featuring a close play at the plate that nearly ended the inning.

While Veneziano worked out of the 6th to finish his second quality start with Omaha, **James McArthur** followed him and retired all six batters he faced between the 7th and 8th innings on just 14 pitches, keeping the score tied at one.

Tyler Gentry opened the bottom of the 7th inning with a single, then **Clay Dungan** drove a walk and the pair soon came around to score on a go-ahead two-run double from Bradley, bringing the score to the 3-1 that held to be final.

After McArthur retired the side in the top of the 8th inning, the Chasers were set down quickly in the bottom of the eighth.

Will Klein took over on the mound in the 9th inning and while the right-hander allowed a pair of singles to bring the go-ahead run to the plate, he struck out three to keep the Saints at bay and finish off the series-winning victory for Omaha.

Veneziano, McArthur and Klein combined to not walk a batter, the second time this season Omaha's staff has not walked a batter.

NOTES AND NUGGETS

THAT'S WHAT SPEED DO

The Chasers have 165 steals in 92 games (average 1.79 SB/game) and have been caught 33 times for a success rate of 83.33%.

Omaha's 165 steals are the most of any Triple-A team and 6th in all of Minor League Baseball ... The Clearwater Threshers (Philadelphia Single-A) lead the minors (201) ... *Omaha is 28 steals away from breaking the franchise's single-season record of 192, set in 1986 and need to average 0.52 steals game the last 34 games of the year.*

The Chasers have stolen at least one base in 62 of 92 games (67%), with multiple steals in 44 games and 11 occasions of 5+ steals.

With team stolen base leaders **Dairon Blanco** (47) and **Samad Taylor** (38) both called up to Kansas City last month, the Chasers have 30 steals in 29 games since Taylor was first recalled on June 16, which ranks tied 8th in the league in that time ... the Chasers have stolen a base in 16 of 29 games since June 16, but the team had a 5-steal game on July 5 @ Gwinnett and Taylor, optioned for the week, stole 4 bases in that game.

SAMAD (TAYLOR'S VERSION)

Now on his third stint with the Storm Chasers, **Samad Taylor** has been an important bat back in Omaha's lineup.

Taylor began the season with the Storm Chasers and appeared in 62 of the team's first 63 games before he was recalled by Kansas City on June 16 ... he played 12 games with the Royals, was optioned to Omaha July 4, played four more games with the Chasers, recalled July 9 and played 1 game before being optioned again July 18.

Over his two stints with the Chasers in July, Samad is hitting .400 (12-for-30) with 10 runs batted in and 8 walks ... he has hits in four of his five games in of last week's series and reached base in 12 of 23 plate appearances vs. St. Paul.

CALLING ALL ANGELOS

While he is not playing every day, **Angelo Castellano** is making his most of his time in the lineup of late, with already 6 multi-hit games in July.

Castellano's .485 average (14-for-31) in the month of July ranks 2nd among qualified hitters in the International league this month, while his 1.302 OPS ranks 4th, a .788 slugging percentage ranks 6th and a .511 on-base percentage ranks 9th.

He leads Omaha in hits (16), is 2nd in total bases (30) this month as well, with seven RBI and three stolen bases as well.

TEACH ME HOW TO DUNGAN

After a slow start to the season off the injured list, **Clay Dungan** has been one of the hottest bats in Omaha's lineup this summer.

Since June 1, Dungan is hitting .344 (31-for-90) over 32 games with the Storm Chasers, with a .441 on-base percentage and .863 OPS, he's reached base in 26 of 32 games since the start of June.

This season, Dungan has made at least 9 starts at three different infield positions: second base (16), third base (10) and shortstop (9) ... he has not made an error over 235.1 innings between his games at 2B and 3B.

GOTTA CATCH 'EM ALL

Omaha catcher **Logan Porter** has caught 15 baserunners stealing this season, which ranks tied 6th in the International League.

Porter is just two runners caught stealing off the league lead of 17, where there is a four-way tie.

He's caught 4 of 15 runners trying to steal this month, including 3 of his last 6 ... in May, he went through a stretch of 6 straight games catching at least one runner stealing (May 3 to 13).

AT A GLANCE

RECENT (W3)

| | |
|--------------------|------|
| Last 5 Games..... | 3-2 |
| Last 10 Games..... | 5-5 |
| Last 20 Games..... | 8-12 |

SPLIT SEASON

| | |
|---------------|-------|
| 1st Half..... | 38-34 |
| 2nd Half..... | 8-12 |

HOME/AWAY

| | |
|-----------------|-------|
| Home Games..... | 24-28 |
| Away Games..... | 22-18 |

TIME OF DAY

| | |
|------------------|-------|
| Night Games..... | 31-34 |
| Day Games..... | 15-12 |

MONTH

| | |
|----------------|-------|
| March..... | 1-0 |
| April..... | 9-15 |
| May..... | 12-14 |
| June..... | 17-7 |
| July..... | 7-10 |
| August..... | |
| September..... | |

OPPONENT

| | |
|-----------------------|-----|
| vs. Columbus..... | 6-0 |
| vs. Gwinnett..... | 2-9 |
| vs. Indianapolis..... | 9-2 |
| vs. Iowa..... | 4-6 |
| vs. Louisville..... | 2-4 |
| vs. Memphis..... | 2-4 |
| vs. Nashville..... | 2-4 |
| vs. Rochester..... | 4-2 |
| vs. Scranton/WB..... | 3-3 |
| vs. St. Paul..... | 6-6 |
| vs. Toledo..... | 6-6 |

DAY OF THE WEEK

| | |
|-------------------|------|
| on Monday..... | 0-1 |
| on Tuesday..... | 5-9 |
| on Wednesday..... | 5-10 |
| on Thursday..... | 7-8 |
| on Friday..... | 13-4 |
| on Saturday..... | 7-7 |
| on Sunday..... | 9-5 |

THIS SERIES

| | |
|-------------------------|------------------------|
| Record..... | 4-2 |
| Batting Average..... | (.254) |
| Runs/Per Game..... | 26/4.3 |
| Home Runs..... | 2 |
| ERA..... | 4.17 (25 ER / 54.0 IP) |
| Strikeouts (K/9).... | 49 (8.17) |
| Saves/Opportunities.... | 1/1 |

QUICK FACTS

| | |
|---------------------------------------|--|
| Founded | 2011 (1969-2010: Omaha Royals) |
| Colors | Royal Blue, Twister Gold, Blackout Black |
| League | International League (Since 2021) |
| Ownership | Alliance Baseball Omaha LLC |
| General Manager | Laurie Schlender (4th Year) |
| Home Ballpark (Capacity) | Werner Park (9,023, 6,254 fixed seats) |
| Dimensions | LF- 310 CF- 402 RF- 315 |

ACTIVE ROSTER BREAKDOWN

| | | | |
|--------------------------|-------------------------|---|----|
| Age 23..... | 2 | Native of Cuba..... | 1 |
| Age 24..... | 4 | Native of Dominican Republic..... | 1 |
| Age 25..... | 5 | Native of United States..... | 21 |
| Age 26..... | 7 | Native of Venezuela..... | 4 |
| Age 27..... | 5 | Acquired by Royals via Free Agency | 8 |
| Age 28..... | 2 | (International).....2 (Minor League).....3 (Undrafted).....3 | |
| Age 29..... | 1 | Acquired by Royals via Trade | 5 |
| Age 30..... | 0 | Acquired by Royals via First Year Player Draft | 14 |
| Age 31..... | 0 | (High School).....0 (Rounds 1-5).....8 (2017 Draft).....2 | |
| Age 34..... | 1 | (2nd Year/College).....0 (Rounds 6-10).....3 (2018 Draft).....4 | |
| Average Age | 26 Years 14 Days | (3rd Year/College).....12 (Rounds 11-20).....1 (2019 Draft).....4 | |
| Median Age | 26 | (4th+ Year/College).....2 (Rounds 21-40).....2 (2020 Draft).....4 | |

PRO-NUN-SEE-AY-SHUNS

PLAYERS

| | |
|------------------------------------|------------------------------|
| 2 RYAN GOINS | (GO-ins) |
| 6 CLAY DUNGAN | (duhn-ginn) |
| 11 ADEINY HECHAVARRÍA | (ah-DAY-nee etch-ah-vah-RIA) |
| 17 ANGELO CASTELLANO | (kass-tay-AH-noh) |
| 22 JERMAINE PALACIOS | (pah-LAH-see-ohs) |
| 25 COLE RAGANS | (ray-gins) |
| 31 JONATHAN BOWLAN | (boh-lin) |
| 37 JACKSON KOWAR | (coh-wahr) |
| 41 ANGEL ZERPA | (AHN-hel SAIR-pah) |
| 55 JONAH DIPOTO | (dih-POH-to) |
| 56 ANTHONY VENEZIANO | (va-nee-ee-ah-no) |
| 60 JOSÉ BRICEÑO | (bee-SEN-yo) |

COACHES

| | |
|----------------------------------|----------------------------|
| 23 MIKE JIRSCHKE | (jursh-LEE) |
| 33 DAVID NOWORYTA | (Nova-REE-tah) |
| 52 BIJAN RADEMACHER | (bee-ZHON RAH-de-moch-err) |

UNIFORM RECORDS

STANDARD UNIFORMS

| | | | |
|---|---|---|---|
| | | | |
| Blue Vortex (7-12) Home: 7-12 Road: 0-0 | Blue O-Bolt (27-21) Home: 5-2 Road: 22-19 | Powder SC (7-6) Home: 7-6 Road: 0-0 | Powder O (3-0) Home: 3-0 Road: 0-0 |
| | | | |
| Home White (6-11) Home: 6-11 Road: 0-0 | Road Grey (10-9) Home: 0-0 Road: 10-9 | Blue O-Bolt (17-12) Home: 5-2 Road: 12-10 | Powder Blue (7-6) Home: 7-6 Road: 0-0 |

SPECIALTY/THEME NIGHTS (3-6)

| | | | | | | |
|---|---|--|--|--|--|--|
| | | | | | | |
| Black O-Bolt Home: 0-4 Road: 0-0 | Patriotic (0-2) Home: 0-1 Road: 0-1 | Runzas Home: 0-1 Road: 0-0 | Cattlemen Home: 0-1 Road: 0-0 | Rockets Home: 1-0 Road: 0-0 | Marvel Home: 1-0 Road: 0-0 | Throwback Home: 0-0 Road: 0-0 |
| | | | | | | |
| Community Home: 0-4 Road: 0-0 | Star Wars Home: 1-0 Road: 0-0 | Patriotic Home: 0-2 Road: 0-0 | Runzas Home: 0-1 Road: 0-0 | Cattlemen Home: 0-1 Road: 0-0 | Rockets Home: 1-0 Road: 0-0 | Marvel Home: 1-0 Road: 0-0 |

RECENT TRANSACTIONS

2023 BREAKING ROSTER

Pitchers (15): RHP Max Castillo, LHP Austin Cox, RHP Jonathan Heasley, RHP Jackson Kowar, RHP Brooks Kriske, LHP Marcelo Martinez, RHP Mike Mayers, RHP Andrés Núñez, LHP Drew Parrish, LHP Evan Sisk, RHP Collin Snider, RHP Josh Staumont, LHP Josh Taylor, RHP Ryan Weiss, RHP Nick Wittgren

Catchers (3): Freddy Fermin, Logan Porter, Jakson Reetz

Infielders (6): CJ Alexander, Angelo Castellano, Maikel Garcia, Nick Loftin, Nick Pratto, Samad Taylor

Outfielders (3): Dairon Blanco, Tucker Bradley, Brewer Hicklen


62 DIFFERENT PLAYERS HAVE APPEARED IN A GAME FOR OMAHA IN 2023 (28 HITTERS, 34 PITCHERS)

| | | | |
|-----------------|---|------------------|---|
| 79. 6/18 | INF Matt Beatty selected by KANSAS CITY from Omaha | 104. 7/4 | INF Michael Massey returned to KANSAS CITY from rehab assignment |
| 80. 6/20 | LHP Drew Parrish transferred NW Arkansas (AA) from Omaha | 105. | RHP Jonathan Heasley recalled by KANSAS CITY from Omaha |
| 81. | RHP Jonathan Bowlan transferred to Omaha from NW Arkansas (AA) | 106. | LHP Austin Cox optioned to Omaha |
| 83. 6/22 | LHP Amir Garrett sent on a rehab assignment to Omaha | 107. | INF Samad Taylor optioned to Omaha |
| 84. | RHP Mike Mayers sent outright to Omaha | 108. 7/5 | RHP Dylan Coleman recalled by KANSAS CITY from Omaha |
| 85. 6/23 | OF Nate Eaton recalled by KANSAS CITY from Omaha | 109. 7/9 | INF Samad Taylor recalled by KANSAS CITY from Omaha |
| 86. | INF Paxton Wallace transferred to Omaha from Quad Cities (A+) | 110. | LHP Ryan Yarbrough returned to KANSAS CITY from rehab assignment |
| 87. 6/24 | LHP Ryan Yarbrough sent on a rehab assignment to Omaha | 111. 7/12 | RHP Mike Mayers traded to Chicago White Sox |
| 88. | RHP Jackson Kowar optioned to Omaha | 112. | RHP Steven Cruz transferred to Omaha from NW Arkansas (AA) |
| 89. | RHP James McArthur recalled by KANSAS CITY from Omaha | 113. | INF Paxton Wallace transferred to Quad Cities (A+) from Omaha |
| 90. 6/26 | OF Nate Eaton optioned to Omaha | 114. 7/14 | INF Nick Loftin activated from the 7-Day Injured List |
| 91. 6/27 | RHP Daniel Mengden released | 115. | INF CJ Alexander activated from the 7-Day Injured List |
| 92. | RHP Andrés Núñez traded to Boston Red Sox | 116. | LHP Angel Zerpa returned from rehab assignment and optioned to Omaha |
| 93. | OF Kyle Isbel returned to KANSAS CITY from rehab assignment | 117. 7/15 | LHP Cole Ragans recalled by KANSAS CITY from Omaha |
| 94. 6/28 | LHP Angel Zerpa 's rehab assignment transferred to Omaha | 118. 7/16 | LHP Cole Ragans optioned to Omaha |
| 95. | RHP Brad Keller sent on a rehab assignment to Omaha | 119. | RHP Max Castillo recalled by KANSAS CITY from Omaha |
| 96. | LHP Marcelo Martinez released | 120. | LHP Emilio Marquez transferred to Omaha from Quad Cities (A+) |
| 97. 6/30 | RHP Alec Marsh recalled by KANSAS CITY from Omaha | 121. | RHP Brooks Kriske placed on the temporarily inactive list. |
| 98. | RHP James McArthur optioned to Omaha | 122. | RHP Collin Snider optioned to Omaha |
| 99. | INF Michael Massey sent on a rehab assignment to Omaha | 123. 7/18 | LHP Emilio Marquez transferred to Quad Cities (A+) from Omaha |
| 100. | LHP Amir Garrett returned to KANSAS CITY from rehab assignment | 124. | INF Samad Taylor optioned to Omaha |
| 101. 7/1 | LHP Cole Ragans acquired in a trade with TEXAS and optioned to Omaha | 125. 7/19 | INF Matt Beatty sent on a rehab assignment to Omaha |
| 102. | RHP Brooks Kriske optioned to Omaha | 126. | LHP Austin Cox recalled by KANSAS CITY from Omaha |
| 103. | RHP Collin Snider recalled by KANSAS CITY from Omaha | 127. 7/20 | RHP Max Castillo optioned to Omaha |



MANAGER: MIKE JIRSCHLE • #23

- Mike Jirschele returns for his 15th season as Omaha's manager, his 18th season managing in Minor League Baseball and 32nd season overall with the Royals organization, named to the position of Storm Chasers manager on January 13, 2023, after previously managing Triple-A Omaha from 1995-97 and 2003-13.
- Jirschele served on the Kansas City Royals coaching staff as the Third Base Coach from 2014-19 and won the World Series in 2015. Jirschele most recently served as the bench coach under manager Chris Widger during the 2022 season with the Double-A Northwest Arkansas Naturals. He spent the 2021 season as Widger's bench coach for the High-A Central champion Quad Cities River Bandits and served as Special Assistant to the General Manager in 2020.
- In his second stint as Omaha's manager, over 11 years from 2003 to 2013, he led the team to four division titles, three consecutive trips to the Pacific Coast League Championship Series (2011-2013), two PCL titles (2011, 2013) and the team's first of two Triple-A National Championships in 2013.
- He earned the 2011 Mike Coolbaugh Award for *outstanding baseball work ethic, knowledge of the game and skill in mentoring young players on the field* and he is a four-time recipient of the Dick Howser Award (1992, 1994, 2005, 2011), recognizing outstanding work in player development within the Royals organization.
- Prior to his time with Omaha and Kansas City, he served as the Royals Minor League Infield Coordinator for four years, from 1998-2002, and he held managerial positions with Wilmington (1994), Rockford (1993) and the Gulf Coast Royals (1992).
- He appeared 999 games in the Minor Leagues across 13 years, between 1977 and 1990, including 22 games with the Omaha Royals between 1988 and 1989.



PITCHING COACH: DANE JOHNSON • #59

- Dane Johnson enters his fourth year in the Royals organization and as the Storm Chasers pitching coach, after joining Kansas City ahead of the 2020 season. 2023 marks his 24th season coaching overall.
- He previously spent one season in the Miami Marlins organization (2019) as a Pitching Consultant and 19 seasons with the Toronto Blue Jays as a Minor League Pitching Coach from 2000-03, Pitching Coordinator from 2004-14 and Major League Bullpen Coach from 2015-18.
- Prior to entering coaching, spent 15 years as a player, including over 280 games in the Minor Leagues and parts of three seasons in the Majors with the Chicago White Sox (1994), Blue Jays (1996) and Oakland Athletics (1997), also playing two seasons (1990-1991) in the Chinese Professional Baseball League.
- Johnson and his wife, Gina, reside in Palm Harbor, Florida. They have two children: a daughter, Madison (31), and son, Cobi (27).



HITTING COACH: BIJAN RADEMACHER • #52

- Bijan Rademacher (*bi-ZHON RAH-de-moch-err*) joins the Royals as the Omaha Storm Chasers Hitting Coach this year after spending the last two years with the Arizona Diamondbacks as their Minor League Hitting Coordinator (2021) and ACL Hitting Coach (2022).
- Prior to coaching, he spent eight years playing professionally (2012-2019), spanning seven seasons in the Chicago Cubs organization (2012-18) and slashed .280/.361/.402 over 702 career MiLB games, reaching as high as Triple-A. He also played one season in independent baseball (2019) with the New Britain Bees in the Atlantic League, in addition to an offseason in the Mexican Pacific Winter League.
- Over 243 career Triple-A games with the Iowa Cubs, he played 11 games at Werner Park and was a .378 hitter (14-for-37) with one homer and 5 runs batted in while playing in Omaha.
- Rademacher lives in Tempe, Arizona with his wife Melissa.



BENCH COACH: DAVID NOWORYTA • #33 (3RD BASE COACH)

- David Noworyta (*Nova-REE-tah*) enters his second year in the Royals organization and first as Omaha's Bench Coach, after making his coaching debut in 2022 as the Assistant Hitting Coach for the River Bandits Kansas City's High-A affiliate.
- Prior to coaching, he spent four years playing professionally (2018-21), including three minor league seasons in the Detroit Tigers organization (2018-20), and one with the Independent Pioneer League's Billings Mustangs in 2021. Before signing with Detroit in 2018, Noworyta graduated from the University of Hawaii with a bachelor's degree in communications and journalism, and played in parts of three seasons for their baseball team.
- Noworyta attended Holy Cross Academy (N.J.), where he played baseball and basketball, and was selected by the Royals in the 37th round of the 2014 MLB Draft. He resides in Hainesport, N.J. in the offseason.



CERTIFIED ATHLETIC TRAINER: JAMES STONE

- James Stone is entering his fifth season as the Certified Athletic Trainer for the Storm Chasers after serving the previous seven seasons with the Wilmington Blue Rocks (Royals High-A), including the 2015 season, in which he was named Carolina League Athletic Trainer of the Year.
- He joined the Kansas City organization in 2010 as the athletic trainer for the Class-A Burlington Bees. He came to the Royals after spending one season with the Central Valley Coyotes (Fresno, California) in Arena Football 2.
- Stone worked three seasons in the Florida Marlins organization, with stops in Jupiter (2008), Greensboro (2007) and Jamestown (2006), winning New York-Penn League Trainer of the Year honors in 2006.
- He was the Strength and Conditioning Coach for the Baltimore Orioles Class-A affiliate, the Delmarva Shorebirds, in 2005.
- Stone graduated with a bachelor's of science in kinesiology from Cal State-Northridge. He resides in Simi Valley, California with his dog, Ozzie.

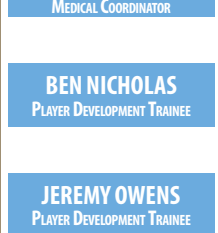


TONY MEDINA
MINOR LEAGUE/LATIN AMERICA
MEDICAL COORDINATOR



STRENGTH & CONDITIONING COACH: YANNICK PLANTE

- Yannick Plante is entering his third season as the Strength & Conditioning Coach for the Storm Chasers, after being slated to serve in that role with Northwest Arkansas in 2020.
- He began with the Kansas City Organization in 2019 as the athletic trainer for the Burlington Royals (Advanced Rookie, Appalachian League). He was then a staff member of the Surprise Saguaros of the Arizona Fall League in the fall of 2019.
- Plante has a master's degree in kinesiology from the University of Calgary and a bachelor's degree in human kinetics with specialization in biophysics from the University of Ottawa. He currently lives in Ottawa, Ontario.



BEN NICHOLAS
PLAYER DEVELOPMENT TRAINEE

JEREMY OWENS
PLAYER DEVELOPMENT TRAINEE

Jonathan Bowlan - Pitching - Stat Splits - 2023 - Regular Season (Triple-A Only)

| Split | Team | W | L | ERA | G | GS | CG | SHO | SV | IP | H | R | ER | HR | HB | BB | IBB | SO | WHIP | AVG | AB | WP | BK | GIDP | TBF | NP-S |
|---------------------------|------|---|---|------|---|----|----|-----|----|------|----|---|----|----|----|----|-----|----|------|------|----|----|----|------|-----|-----------|
| Home Games | OMA | 1 | 1 | 4.50 | 2 | 1 | 0 | 0 | 0 | 8.0 | 8 | 4 | 4 | 0 | 0 | 8 | 0 | 9 | 2.00 | .258 | 31 | 1 | 0 | 1 | 39 | 172 - 97 |
| Away Games | OMA | 1 | 0 | 4.00 | 2 | 1 | 0 | 0 | 1 | 9.0 | 10 | 4 | 4 | 3 | 0 | 3 | 0 | 6 | 1.44 | .270 | 37 | 0 | 0 | 0 | 40 | 155 - 97 |
| Day Games | OMA | 1 | 0 | 2.08 | 1 | 0 | 0 | 0 | 0 | 4.1 | 3 | 1 | 1 | 0 | 0 | 4 | 0 | 7 | 1.62 | .188 | 16 | 0 | 0 | 0 | 20 | 94 - 52 |
| Night Games | OMA | 1 | 1 | 4.97 | 3 | 2 | 0 | 0 | 1 | 12.2 | 15 | 7 | 7 | 3 | 0 | 7 | 0 | 8 | 1.74 | .288 | 52 | 1 | 0 | 1 | 59 | 233 - 142 |
| On Grass | OMA | 2 | 1 | 4.24 | 4 | 2 | 0 | 0 | 1 | 17.0 | 18 | 8 | 8 | 3 | 0 | 11 | 0 | 15 | 1.71 | .265 | 68 | 1 | 0 | 1 | 79 | 327 - 194 |
| June | OMA | 1 | 0 | 7.20 | 1 | 1 | 0 | 0 | 0 | 5.0 | 7 | 4 | 4 | 3 | 0 | 1 | 0 | 2 | 1.60 | .318 | 22 | 0 | 0 | 0 | 23 | 89 - 55 |
| July | OMA | 1 | 1 | 3.00 | 3 | 1 | 0 | 0 | 1 | 12.0 | 11 | 4 | 4 | 0 | 0 | 10 | 0 | 13 | 1.75 | .239 | 46 | 1 | 0 | 1 | 56 | 238 - 139 |
| On Wednesdays | OMA | 0 | 1 | 7.36 | 1 | 1 | 0 | 0 | 0 | 3.2 | 5 | 3 | 3 | 0 | 0 | 4 | 0 | 2 | 2.45 | .333 | 15 | 1 | 0 | 1 | 19 | 78 - 45 |
| On Thursdays | OMA | 1 | 0 | 7.20 | 1 | 1 | 0 | 0 | 0 | 5.0 | 7 | 4 | 4 | 3 | 0 | 1 | 0 | 2 | 1.60 | .318 | 22 | 0 | 0 | 0 | 23 | 89 - 55 |
| On Fridays | OMA | 0 | 0 | 0.00 | 1 | 0 | 0 | 0 | 1 | 4.0 | 3 | 0 | 0 | 0 | 0 | 2 | 0 | 4 | 1.25 | .200 | 15 | 0 | 0 | 0 | 17 | 66 - 42 |
| On Sundays | OMA | 1 | 0 | 2.08 | 1 | 0 | 0 | 0 | 0 | 4.1 | 3 | 1 | 1 | 0 | 0 | 4 | 0 | 7 | 1.62 | .188 | 16 | 0 | 0 | 0 | 20 | 94 - 52 |
| In games following a win | OMA | 1 | 1 | 7.27 | 2 | 2 | 0 | 0 | 0 | 8.2 | 12 | 7 | 7 | 3 | 0 | 5 | 0 | 4 | 1.96 | .324 | 37 | 1 | 0 | 1 | 42 | 167 - 100 |
| In games following a loss | OMA | 1 | 0 | 1.08 | 2 | 0 | 0 | 0 | 1 | 8.1 | 6 | 1 | 1 | 0 | 0 | 6 | 0 | 11 | 1.44 | .194 | 31 | 0 | 0 | 0 | 37 | 160 - 94 |
| Starter | OMA | 1 | 1 | 7.27 | 2 | 2 | 0 | 0 | 0 | 8.2 | 12 | 7 | 7 | 3 | 0 | 5 | 0 | 4 | 1.96 | .324 | 37 | 1 | 0 | 1 | 42 | 167 - 100 |
| Reliever | OMA | 1 | 0 | 1.08 | 2 | 0 | 0 | 0 | 1 | 8.1 | 6 | 1 | 1 | 0 | 0 | 6 | 0 | 11 | 1.44 | .194 | 31 | 0 | 0 | 0 | 37 | 160 - 94 |

Jonathan Bowlan - Opposing Hitting - Stat Splits - 2023 - Regular Season (Triple-A Only)

| Split | Team | AVG | G | AB | R | H | 2B | 3B | HR | RBI | BB | IBB | SO | SB | CS | OBP | SLG | OPS | HBP | SAC | SF | GIDP |
|----------------------|------|------|---|----|---|----|----|----|----|-----|----|-----|----|----|----|-------|-------|-------|-----|-----|----|------|
| vs Left | OMA | .256 | 4 | 39 | | 10 | 2 | 0 | 2 | 4 | 5 | 0 | 9 | | | .341 | .462 | .803 | 0 | 0 | 0 | 0 |
| vs Right | OMA | .276 | 4 | 29 | | 8 | 3 | 0 | 1 | 4 | 6 | 0 | 6 | | | .400 | .483 | .883 | 0 | 0 | 0 | 1 |
| Team is ahead | OMA | .242 | 3 | 33 | | 8 | 2 | 0 | 2 | 3 | 6 | 0 | 11 | | | .359 | .485 | .844 | 0 | 0 | 0 | 0 |
| Team is behind | OMA | .250 | 2 | 20 | | 5 | 1 | 0 | 0 | 2 | 4 | 0 | 2 | | | .375 | .300 | .675 | 0 | 0 | 0 | 1 |
| Score is tied | OMA | .333 | 2 | 15 | | 5 | 2 | 0 | 1 | 3 | 1 | 0 | 2 | | | .375 | .667 | 1.042 | 0 | 0 | 0 | 0 |
| Batting First | OMA | .375 | 4 | 8 | | 3 | 1 | 0 | 0 | 1 | 2 | 0 | 1 | | | .500 | .500 | 1.000 | 0 | 0 | 0 | 0 |
| Batting Second | OMA | .000 | 4 | 8 | | 0 | 0 | 0 | 0 | 1 | 1 | 0 | 4 | | | .111 | .000 | .111 | 0 | 0 | 0 | 0 |
| Batting Third | OMA | .444 | 4 | 9 | | 4 | 2 | 0 | 0 | 0 | 0 | 0 | 2 | | | .444 | .667 | 1.111 | 0 | 0 | 0 | 0 |
| Batting Fourth | OMA | .500 | 4 | 8 | | 4 | 2 | 0 | 1 | 3 | 1 | 0 | 1 | | | .556 | 1.125 | 1.681 | 0 | 0 | 0 | 0 |
| Batting Fifth | OMA | .111 | 4 | 9 | | 1 | 0 | 0 | 1 | 1 | 0 | 0 | 0 | | | .111 | .444 | .555 | 0 | 0 | 0 | 0 |
| Batting Sixth | OMA | .200 | 4 | 5 | | 1 | 0 | 0 | 1 | 1 | 3 | 0 | 1 | | | .500 | .800 | 1.300 | 0 | 0 | 0 | 1 |
| Batting Seventh | OMA | .125 | 4 | 8 | | 1 | 0 | 0 | 0 | 0 | 0 | 0 | 3 | | | .125 | .125 | .250 | 0 | 0 | 0 | 0 |
| Batting Eighth | OMA | .500 | 4 | 6 | | 3 | 0 | 0 | 0 | 0 | 2 | 0 | 2 | | | .625 | .500 | 1.125 | 0 | 0 | 0 | 0 |
| Batting Ninth | OMA | .143 | 4 | 7 | | 1 | 0 | 0 | 0 | 1 | 2 | 0 | 1 | | | .333 | .143 | .476 | 0 | 0 | 0 | 0 |
| Leading Off | OMA | .357 | 4 | 14 | | 5 | 1 | 0 | 1 | 1 | 4 | 0 | 1 | | | .500 | .643 | 1.143 | 0 | 0 | 0 | 0 |
| First Inning | OMA | .400 | 2 | 10 | 3 | 4 | 2 | 0 | 1 | 3 | 0 | 0 | 2 | 1 | 0 | .400 | .900 | 1.300 | 0 | 0 | 0 | 0 |
| Second Inning | OMA | .250 | 2 | 8 | 1 | 2 | 0 | 0 | 0 | 1 | 3 | 0 | 2 | 0 | 0 | .455 | .250 | .705 | 0 | 0 | 0 | 0 |
| Third Inning | OMA | .200 | 3 | 10 | 0 | 2 | 0 | 0 | 0 | 0 | 1 | 0 | 3 | 0 | 0 | .273 | .200 | .473 | 0 | 0 | 0 | 1 |
| Fourth Inning | OMA | .429 | 3 | 14 | 4 | 6 | 2 | 0 | 2 | 4 | 3 | 0 | 1 | 0 | 0 | .529 | 1.000 | 1.529 | 0 | 0 | 0 | 0 |
| Fifth Inning | OMA | .000 | 2 | 6 | 0 | 0 | 0 | 0 | 0 | 0 | 1 | 0 | 2 | 0 | 0 | .143 | .000 | .143 | 0 | 0 | 0 | 0 |
| Sixth Inning | OMA | .143 | 2 | 7 | 0 | 1 | 1 | 0 | 0 | 0 | 0 | 0 | 1 | 0 | 0 | .143 | .286 | .429 | 0 | 0 | 0 | 0 |
| Seventh Inning | OMA | .333 | 2 | 6 | 0 | 2 | 0 | 0 | 0 | 0 | 1 | 0 | 0 | 0 | 0 | .429 | .333 | .762 | 0 | 0 | 0 | 0 |
| Eighth Inning | OMA | .250 | 1 | 4 | 0 | 1 | 0 | 0 | 0 | 0 | 1 | 0 | 1 | 0 | 0 | .400 | .250 | .650 | 0 | 0 | 0 | 0 |
| Ninth Inning | OMA | .000 | 1 | 3 | 0 | 0 | 0 | 0 | 0 | 0 | 1 | 0 | 3 | 0 | 0 | .250 | .000 | .250 | 0 | 0 | 0 | 0 |
| Bases Empty | OMA | .355 | 4 | 31 | | 11 | 3 | 0 | 2 | 2 | 6 | 0 | 5 | | | .459 | .645 | 1.104 | 0 | 0 | 0 | 0 |
| Runner at 1st | OMA | .095 | 4 | 21 | | 2 | 0 | 0 | 0 | 0 | 2 | 0 | 9 | | | .174 | .095 | .269 | 0 | 0 | 0 | 1 |
| Runner at 2nd | OMA | .333 | 4 | 6 | | 2 | 1 | 0 | 1 | 3 | 1 | 0 | 0 | | | .429 | 1.000 | 1.429 | 0 | 0 | 0 | 0 |
| Runner at 3rd | OMA | .500 | 2 | 2 | | 1 | 1 | 0 | 0 | 1 | 0 | 0 | 0 | | | .500 | 1.000 | 1.500 | 0 | 0 | 0 | 0 |
| Runners at 1st & 2nd | OMA | .400 | 3 | 5 | | 2 | 0 | 0 | 0 | 0 | 0 | 0 | 1 | | | .400 | .400 | .800 | 0 | 0 | 0 | 0 |
| Runners at 1st & 3rd | OMA | .000 | 1 | 1 | | 0 | 0 | 0 | 0 | 0 | 0 | 0 | 0 | | | .000 | .000 | .000 | 0 | 0 | 0 | 0 |
| Bases Loaded | OMA | .000 | 2 | 2 | | 0 | 0 | 0 | 0 | 2 | 2 | 0 | 0 | | | .500 | .000 | .500 | 0 | 0 | 0 | 0 |
| Runners On | OMA | .189 | 4 | 37 | | 7 | 2 | 0 | 1 | 6 | 5 | 0 | 10 | | | .286 | .324 | .610 | 0 | 0 | 0 | 1 |
| Scoring Position | OMA | .313 | 4 | 16 | | 5 | 2 | 0 | 1 | 6 | 3 | 0 | 1 | | | .421 | .625 | 1.046 | 0 | 0 | 0 | 0 |
| No Outs | OMA | .280 | 4 | 25 | | 7 | 1 | 0 | 2 | 2 | 4 | 0 | 5 | | | .379 | .560 | .939 | 0 | 0 | 0 | 0 |
| One Out | OMA | .105 | 4 | 19 | | 2 | 1 | 0 | 0 | 0 | 4 | 0 | 6 | | | .261 | .158 | .419 | 0 | 0 | 0 | 1 |
| Two Outs | OMA | .375 | 4 | 24 | | 9 | 3 | 0 | 1 | 6 | 3 | 0 | 4 | | | .444 | .625 | 1.069 | 0 | 0 | 0 | 0 |
| Ahead in Count | OMA | .238 | 4 | 21 | | 5 | 1 | 0 | 0 | 0 | 0 | 0 | 11 | | | .238 | .286 | .524 | 0 | 0 | 0 | 1 |
| Behind in Count | OMA | .318 | 4 | 22 | | 7 | 3 | 0 | 2 | 7 | 11 | 0 | 1 | | | .545 | .727 | 1.272 | 0 | 0 | 0 | 0 |
| 0-0 Count | OMA | .333 | 4 | 9 | | 3 | 0 | 0 | 0 | 0 | 0 | 0 | 0 | | | .333 | .333 | .666 | 0 | 0 | 0 | 0 |
| 0-1 Count | OMA | .400 | 4 | 5 | | 2 | 0 | 0 | 0 | 0 | 0 | 0 | 0 | | | .400 | .400 | .800 | 0 | 0 | 0 | 1 |
| 0-2 Count | OMA | .143 | 4 | 7 | | 1 | 0 | 0 | 0 | 0 | 0 | 0 | 4 | | | .143 | .143 | .286 | 0 | 0 | 0 | 0 |
| 1-0 Count | OMA | .333 | 4 | 3 | | 1 | 0 | 0 | 1 | 1 | 0 | 0 | 0 | | | .333 | 1.333 | 1.666 | 0 | 0 | 0 | 0 |
| 1-1 Count | OMA | .250 | 4 | 8 | | 2 | 1 | 0 | 0 | 0 | 0 | 0 | 0 | | | .250 | .375 | .625 | 0 | 0 | 0 | 0 |
| 1-2 Count | OMA | .222 | 4 | 9 | | 2 | 1 | 0 | 0 | 0 | 0 | 0 | 7 | | | .222 | .333 | .555 | 0 | 0 | 0 | 0 |
| 2-0 Count | OMA | .500 | 4 | 2 | | 1 | 0 | 0 | 0 | 0 | 0 | 0 | 0 | | | .500 | .500 | 1.000 | 0 | 0 | 0 | 0 |
| 2-1 Count | OMA | .000 | 4 | 2 | | 0 | 0 | 0 | 0 | 0 | 0 | 0 | 0 | | | .000 | .000 | .000 | 0 | 0 | 0 | 0 |
| 2-2 Count | OMA | .125 | 4 | 8 | | 1 | 0 | 0 | 1 | 1 | 0 | 0 | 3 | | | .125 | .500 | .625 | 0 | 0 | 0 | 0 |
| 3-0 Count | OMA | .000 | 4 | 0 | | 0 | 0 | 0 | 0 | 1 | 1 | 0 | 0 | | | 1.000 | .000 | 1.000 | 0 | 0 | 0 | 0 |
| 3-1 Count | OMA | .000 | 4 | 2 | | 0 | 0 | 0 | 0 | 1 | 4 | 0 | 0 | | | .667 | .000 | .667 | 0 | 0 | 0 | 0 |
| 3-2 Count | OMA | .385 | 4 | 13 | | 5 | 3 | 0 | 1 | 4 | 6 | 0 | 1 | | | .579 | .846 | 1.425 | 0 | 0 | 0 | 0 |
| Pitcher | OMA | .265 | 4 | 68 | | 18 | 5 | 0 | 3 | 8 | 11 | 0 | 15 | | | .367 | .471 | .838 | 0 | 0 | 0 | 1 |

| PLAYER | QUICK NOTES | CAREER HIGHS |
|---|---|--|
| 32 CHRISTIAN CHAMBERLAIN LHP • L/L • 5'10" • 175 lbs • 7/20/1999 (23) 2020 MLB Draft – Round 4 (Oregon State) Born: Grand Junction, Colorado • Resides: Reno, Nevada | <p>Ranked by <i>Baseball America</i> as the No. 21 Royals prospect</p> <p>2023: Opened the year in NW Arkansas (AA) and made 20 appearances out of the bullpen for the Naturals and went 1-2 with a 1.99 ERA (7 ER in 31.2 IP), and struck out 49 (13.93 K/9) ... 14 of 20 Double-A appearances were scoreless ... promoted to Omaha on 6/20, made Triple-A debut 6/20 @ ROC (1.01 IP 2 R, 2 K) ... only 4 of 10 Triple-A games have been scoreless ... among Royals MLB pitchers (min. 30.0 IP), 2nd with 13.94 K/9 and 3rd with 34.8% K%</p> <p>2022: After beginning the season with Quad Cities (A+), was assigned to NW Arkansas (AA) on May 31 and finished the season in Double-A ... pitched 33 games between the two levels, among Royals Minor League pitchers with at least 40.0 innings pitched, his 13.22 K/9 and 29.6% K% both ranked 3rd-best ... his 19.3% BB% was 2nd-worst.</p> <p>2021: Assigned to Quad Cities (A+) on 5/23 to begin his career in professional baseball and pitched two games out of the bullpen for the River Bandits, going 1-0 with a 4.91 ERA (2 ER in 3.2 IP) with just one walk and six strikeouts, before being placed on the 7-Day Injured List on 6/14, where he remained for the rest of the season.</p> <p>4SFB (93-96), SL (84.1), SNK (94.2), CB (80.3) CONSECUTIVE BATTERS RETIRED: 5 (7/21) SCORELESS STREAK: 2.2 IP (7/16 to 7/21)</p> | <p>IP 2.2 (2x) Last: 5/14/22 vs. Wisconsin</p> <p>K 6 5/3/22 @ Cedar Rapids</p> <p>BB 4 4/8/22 @ South Bend</p> <p>H 4 (3x) Last: 7/16/22 vs. Indianapolis</p> <p>ER 6 6/17/22 vs. Arkansas</p> <p>NP 48 4/8/22 @ South Bend</p> |
| 46 STEVEN CRUZ RHP • R/R • 6'6" • 233 lbs • 6/15/1999 (24) Traded from Minnesota – 1/24/2023 Originally signed 3/20/2017 with Minnesota (Intl. F.A.) Born/Resides: Salcedo, Dominican Republic | <p>Ranked by MLB Pipeline as the No. 27 Royals prospect</p> <p>2023: Traded from Minnesota with Evan Sisk to KC in exchange for Michael A. Taylor on Jan. 24 ... opened the year with NW Arkansas (AA), appeared in 29 games, with a 2.20 ERA (8 ER in 32.2 IP), 9 saves and 42 strikeouts ... assigned to Omaha on 7/12, threw scoreless inning on 7/14 ... at the time of his promotion to Triple-A, led the Texas league in saves (9), tied 3rd in games pitched (29) ... did not allow an earned run over his last 14 appearances (16.2 IP) with NWA.</p> <p>2022: Spent the season with Wichita (AA), appeared in 46 games out of the bullpen with a 1-4 record, four saves and a 5.14 ERA (32 ER in 56.0 IP), with 72 strikeouts (11.6 K/9) ... led the Wind Surge staff in games pitched, 2nd in the Texas League ... among Twins MLB pitchers, tied 2nd in games pitched, behind Evan Sisk (50), who he was traded with to Kansas City.</p> <p>2021: In his first year of full-season ball, spent most of the year with Fort Myers (A) before ending the year with Cedar Rapids (A+) ... pitched in 28 games (two starts) between the two levels and went 4-2 with a 4.32 ERA (24 ER in 50.0 IP) with a career-high 80 strikeouts (14.4 K/9) with a .189 opponents' batting average (35-for-185).</p> <p>4SFB (95-98), SL (90.1) CONSECUTIVE BATTERS RETIRED: 0 SCORELESS STREAK: 0.0 IP</p> | <p>IP 4.0 (2x) Last: 6/23/18 @ GCL Red Sox</p> <p>K 6 (3x) Last: 8/25/19 vs. Danville</p> <p>BB 5 7/9/18 vs. GCL Rays</p> <p>H 5 (3x) Last: 5/14/21 vs. Clearwater</p> <p>ER 6 4/20/22 vs. Midland</p> <p>NP 54 5/8/21 @ Bradenton</p> <p>IP 3.0 (4x) Last: 5/16/21 vs. Cedar Rapids</p> <p>K 6 5/16/21 vs. Cedar Rapids</p> <p>BB 4 (2x) Last: 4/8/22 @ Springfield</p> <p>H 5 8/24/22 vs. Springfield</p> <p>ER 4 (2x) Last: 7/19/23 vs. St. Paul</p> <p>NP 50 8/24/22 vs. Springfield</p> <p>IP 9.0 9/13/2020 vs. PITTSBURGH</p> <p>K 10 (2X) Last: 4/12/2019 vs. CLEVELAND</p> <p>BB 8 5/15/2023 @ SAN DIEGO</p> <p>H 13 8/2/2022 @ CHICAGO (AL)</p> <p>ER 8 (5X) Last: 8/13/2022 vs. LOS ANGELES (NL)</p> <p>NP 119 4/12/2019 vs. CLEVELAND</p> <p>IP 3.0 (5x) Last: 8/12/21 vs. Beloit</p> <p>K 6 (5x) Last: 8/12/21 vs. Beloit</p> <p>BB 5 (2x) Last: 6/2/22 vs. Corpus Christi</p> <p>H 6 8/24/22 vs. Springfield</p> <p>ER 7 8/24/22 vs. Springfield</p> <p>NP 56 7/1/21 vs. Cedar Rapids</p> <p>IP 8.0 (2x) Last: 8/24/19 @ Frisco</p> <p>K 10 (2x) Last: 7/3/21 @ St. Paul</p> <p>BB 5 (3x) Last: 5/31/22 vs. Indianapolis</p> <p>H 11 (2x) Last: 6/14/22 @ Iowa</p> <p>ER 9 6/14/22 @ Iowa</p> <p>NP 107 6/8/19 vs. Fayetteville</p> <p>IP 7.0 8/28/19 vs. Lakeland</p> <p>K 10 8/13/21 vs. Akron</p> <p>BB 6 6/9/21 vs. Hartford</p> <p>H 8 (2x) Last: 4/27/22 @ New Hampshire</p> <p>ER 7 6/28/23 vs. CLEVELAND</p> <p>NP 98 6/15/22 vs. Portland</p> <p>IP 3.2 7/16/21 @ Myrtle Beach</p> <p>K 5 (2x) Last: 4/15/22 vs. Cedar Rapids</p> <p>BB 4 (3x) 8/17/22 vs. San Antonio</p> <p>H 5 (4x) Last: 8/13/22 @ Arkansas</p> <p>ER 6 8/17/22 vs. San Antonio</p> <p>NP 58 6/22/22 vs. Springfield</p> <p>IP 6.0 4/8/18 vs. Charleston</p> <p>K 5 (2x) Last: 6/30/21 @ Springfield</p> <p>BB 3 (4x) Last: 7/19/23 vs. St. Paul</p> <p>H 11 9/2/18 @ Greenville</p> <p>ER 7 5/14/21 @ Columbus</p> <p>NP 90 4/13/18 @ Augusta</p> <p>IP 3.0 (5x) Last: 6/18/21 @ Wichita</p> <p>K 5 (4x) Last: 8/20/21 @ Springfield</p> <p>BB 3 (6x) Last: 7/16/23 vs. Indianapolis</p> <p>H 5 (3x) Last: 8/12/21 @ Tulsa</p> <p>ER 4 (3x) Last: 6/1/23 vs. Memphis</p> <p>NP 55 8/20/21 @ Springfield</p> |
| 55 JONAH DIPOTO RHP • R/R • 6'1" • 225 lbs • 9/3/1996 (26) 2019 MLB Draft – Round 35 (UC San Diego) Born: Queens, N.Y. • Resides: San Diego, Calif. | <p>2023: For the 2nd straight year, made his spring debut with a scoreless Cactus League inning against his dad's Seattle Mariners, on 2/26 ... opened the regular season with NW Arkansas (AA), pitched 10.1 scoreless innings with 1 ER and 13 K across 7 relief outings ... assigned to Omaha (AAA) on 5/3, has not allowed an earned run in 12 of 19 outings with Omaha, a streak of 6 straight scoreless games was snapped 7/4 @ GWN.</p> <p>2022: Pitched a scoreless Cactus League inning with a strikeout on 3/29 against his dad's Seattle Mariners ... spent the entire season with NW Arkansas (AA) and led the Naturals with 42 games pitched ... 11.87 K/9 ranked second among Royals minor leaguers (min. 60.0 IP) ... 212 opponents' batting average and 28.1% K% ranked 3rd.</p> <p>MISC: Full name is <i>Jonah Seaver Dipoto</i>, after Tom Seaver ... father Jerry Dipoto is currently the President of Baseball Operations for the Seattle Mariners, formerly their GM.</p> <p>SNK (93-95), SL (81.8), CB (80.2) CONSECUTIVE BATTERS RETIRED: 0 SCORELESS STREAK: 0.0 IP</p> | |
| 51 BRAD KELLER (MLB REHAB) RHP • R/R • 6'5" • 250 lbs • 7/27/1995 (27) Traded from Cincinnati – 12/14/2017 Drafted by Arizona – 2013, 8th Round (Flowery Branch HS) Born: Snellville, Georgia • Resides: Apollo Beach, Florida | <p>2023: Opened the season on the Royals and made 9 starts, going 4-4 with a 4.36 ERA (21 ER in 43.1 IP) and 31 strikeouts to 40 walks (0.78 K/BB) ... placed on the 15-day injured list on 5/19, retroactive to 5/16 with right shoulder impingement syndrome ... assigned to Omaha on rehab 6/28 and has pitched in 6 games (2 starts) ... as a starter: 2.25 ERA (1 ER in 4.0 IP) with 5 BB & 3 K ... 5 games as a reliever: 29.25 ERA (13 ER in 4.0 IP) with 13 BB, 1 K.</p> <p>2022: Pitched 35 games (22 starts) for the Royals and went 6-14 with a 5.09 ERA (79 ER in 139.1 IP) ... began the season with a 1.74 ERA (6 ER in 31.0 IP) through his first 5 starts, named Royals Pitcher of the Month for April ... over his next 17 starts, pitched to a 6.01 ERA (61 ER in 91.1 IP) and was moved to the bullpen in mid-August.</p> <p>MLB CAREER: Has pitched 148 games (114 starts) for the Royals since 2018 ... in those 6 steals, he leads the Royals in wins (38), starts (114), innings (677.0) and strikeouts (506) ... acquired via trade from Cincinnati in December 2017, after the Reds selected him from Arizona in the Rule 5 Draft.</p> <p>4SFB (92-94), SL, CB, CH, SNK CONSECUTIVE BATTERS RETIRED: 5 (7/21 to 7/22) SCORELESS STREAK: 2.0 IP (7/21 to 7/22)</p> | |
| 62 WILL KLEIN RHP • R/R • 6'5" • 230 lbs • 11/28/1999 (23) 2020 MLB Draft – Round 5 (Eastern Illinois) Born: Maryville, Tenn. • Resides: Bloomington, Ind. | <p>Ranked by MLB Pipeline as the No. 18 Royals prospect ... Ranked by <i>Baseball America</i> as the No. 23 Royals prospect</p> <p>2023: Opened the season back with NW Arkansas (AA) and appeared in 21 games out of the bullpen, with a 3.38 ERA (11 ER in 29.1 IP) and 44 strikeouts to 14 walks ... did not allow a run over his final 11.0 IP (6 games) with NWA ... promoted to Omaha on 6/13, made his Triple-A debut on 6/14 vs. COL with 2 K ... 2 scoreless IP, 5 K including his first 3 ... fastball averages 97.5, max of 100.7 mph ... threw 0.1 IP in Futures Game on 7/8 in Seattle, 2 BB and took the L.</p> <p>2022: Opened the season on Injured List with shin splints, assigned to NW Arkansas (AA) on May 14, where he spent the entire season ... over 30 outings (3 starts), had a 10.51 ERA (51 ER in 43.2 IP) and 55 strikeouts to 51 walks (1.08 K/BB) ... among Royals Minor League pitchers (min. 40.0 IP), his 11.34 K/9 ranked 6th-best, and 22.0% BB% was last.</p> <p>2021: Began his professional career in Quad Cities (A+), pitching in 36 games out of the bullpen for the River Bandits ... went 7-1 with four saves and a 3.58 ERA (25 ER in 70.1 IP and 121 strikeouts) ... named an MLB.com Organization All-Star and recognized as the Royals' Pitching Prospect of the Year by MLB Pipeline.</p> <p>4SFB (96-99), CB (82.5), CUT (89.1) CONSECUTIVE BATTERS RETIRED: 1 (7/23) SCORELESS STREAK: 1.2 IP (7/23)</p> | |
| 37 JACKSON KOWAR RHP • R/R • 6'5" • 215 lbs • 10/4/1996 (26) 2018 MLB Draft – Round 17/33rd Overall (Florida) Born: Weddington, N.C. • Resides: Charlotte, N.C. | <p>2023: Has 3 starts with Omaha (3/31-5/16, 5/20-6/2 & 6/24-present) ... 9 of 21 appearances with the Chasers have been scoreless ... has allowed 2+ runs in 9 of 20 ... earned his first professional save with 1.2 scoreless innings on 5/5 vs. LOU ... in two stints with Kansas City, has a 6.17 ERA (8 ER in 11.2 IP) over 8 games with 14 strikeouts, with 3 scoreless outings ... threw first 1-2-3 inning of 2023 with OMA in 9th inning 7/14 vs. IND, has 3 in his last 3 games.</p> <p>2022: Made his first Opening Day roster with Kansas City, but only pitched in 7 games over three stints with the Major League club, also making 20 starts with Omaha (AAA) across three stints ... allowed less than two earned runs in 8 of his 20 starts with Omaha, including three scoreless outings.</p> <p>2021: Kansas City's Paul Splittorff Minor League Pitcher of the Year, given to the top pitcher in the organization, also Omaha's Pitcher of the Year, the Triple-A East Pitcher of the Year and a Triple-A East post-season All-Star ... made 17 appearances (16 starts) and went 9-4 with a 3.46 ERA (31 ER in 80.2 IP) and a Triple-A best 115 strikeouts (12.8 K/9).</p> <p>4SFB (95-98), SL (86.3), CH (86.2) CONSECUTIVE BATTERS RETIRED: 5 (7/21) SCORELESS STREAK: 4.2 IP (7/16 to 7/21)</p> | |
| 48 JAMES MCARTHUR RHP • R/R • 6'7" • 230 lbs • 12/11/1996 (26) Traded from Philadelphia – 5/8/2023 Drafted by Philadelphia – 2018, 12th Round (Ole Miss) Born/Resides: New Braunfels, Texas | <p>2023: Since being optioned to Omaha on 6/30, has retired 35 of 43 batters faced (81%), 11 of his last 12 Triple-A outings have been scoreless ... traded by PHI to KC on 5/8 for OF Junior Marin and cash ... made 5 appearances (4 starts) with Lehigh Valley (AAA) and went 0-2 with a 7.31 ERA (13 ER in 16.0 IP) with 15 strikeouts and 7 walks ... 12 of 18 Omaha outings have been scoreless, including 2 short starts ... 10 of 18 have been 2.0 IP or + ... recalled by KC on 6/24 and made his MLB debut 6/28 vs. CLE, allowed 7 R on 6 H & 1 BB in 1.0 IP and was optioned back to Omaha 6/30.</p> <p>2022: Limited to 13 starts for Reading (AA) and went 2-6 with a 5.05 ERA ... placed on the IL on 6/22 with a right posterior elbow impingement, reinstated on 6/29, recalled by the Phillies and placed on the 60-day IL for the remainder of the season with a right elbow stress reaction.</p> <p>2021: Selected to Philadelphia's 40-man roster in November, recorded a 4.25 ERA (37 ER in 78.1 IP) with 83 K in 20 games (15 starts) between Jersey Shore (A+) and Reading (AA).</p> <p>SNK (93-95), CB (81.3), CH (87.7), CUT (88.6) CONSECUTIVE BATTERS RETIRED: 8 (7/20 to 7/23) SCORELESS STREAK: 7.0 IP (7/14 to 7/22)</p> | |
| 40 WALTER PENNINGTON LHP • L/L • 6'2" • 205 lbs • 4/14/1998 (25) Signed 8/19/2020 as an Undrafted Free Agent (Colorado School of Mines) Born: Englewood, Colo. • Resides: Broomfield, Colo. | <p>2023: Opened the season with NW Arkansas (AA) and pitched 9.2 scoreless innings with 11 strikeouts across 8 relief outings, allowed 4 H and 4 BB for a 0.83 WHIP and .129 BAA ... assigned to Omaha (AAA) on 5/3 and made his Triple-A debut 5/5 vs. LOU, struck out his first 2 batters in a 1-2-3 7th inning ... four straight scoreless between 5/13 and 5/24 ... has not allowed an earned run in 13 of 21 OMA appearances this year, has two 3.0 IP outings.</p> <p>2022: Opened the season with Quad Cities (A+) and pitched 5.2 scoreless innings with nine strikeouts, across three relief outings ... assigned to NW Arkansas (AA) on 4/21, where he ended the season ... earned decisions in 5 of first 6 outings with Naturals (3 W, 1 L, 1 SV) ... 13 of 33 NWA outings were scoreless, allowed 1 ER or less in 20 of 33 ... made first pro start 6/22 vs. SPR ... was on the Injured List from 8/18 to 9/1, threw scoreless 8th inning in first outing back 9/3.</p> <p>MISC: Graduated from the Colorado School of Mines with a mechanical engineering degree, threw 224.2 innings, but also hit .288 with a 1.142 OPS as an outfielder.</p> <p>SNK (92-94), SL (92.9), CH (86.3) CONSECUTIVE BATTERS RETIRED: 1 (7/22) SCORELESS STREAK: 2.2 IP (7/20 to 7/22)</p> | |
| 43 COLLIN SNIDER RHP • R/R • 6'4" • 205 • 10/10/1995 (27) 2017 MLB Draft – Round 12 (Vanderbilt) Born/Resides: Murfreesboro, Tennessee | <p>2023: Opened the season with Omaha and pitched in 28 games before his first call-up of the season on 7/1 ... pitched in 5 games with KC (first 3 were scoreless) with a 7.71 ERA (4 ER in 4.2 IP) and optioned back to Omaha 7/16 ... 14 of 29 appearances with Omaha have been scoreless, including 5 straight between May 10 and 19 ... has allowed more than 1 run five times this year with the Chasers.</p> <p>2022: Made the Opening Day Roster and his MLB Debut with Kansas City ... in his first season in the big leagues, started and ended the season with Kansas City ... pitched in 42 games across five stints with the Royals, going 4-2 with a 6.55 ERA (25 ER in 34.1 IP) ... began his career with 1.5 scoreless innings over 6 games, and pitched in 27 of KC's first 56 games during his first stint from Opening Day through 6/9 ... also appeared in 20 games with Omaha (AAA) with a 5.40 ERA (13 ER in 21.2 IP) and 12 scoreless outings.</p> <p>2021: Split the season between NW Arkansas (AA) and Omaha, making a career-high 48 appearances with a career-high 64 strikeouts and 26 walks ... joined the Storm Chasers a week into the season, returned to NWA on June 6, transferred back to Triple-A on August 24 ... posted a 3.15 ERA in 25 Double-A outings before returning to Omaha.</p> <p>SNK (94-96), SL (83.6), CH (90.3) CONSECUTIVE BATTERS RETIRED: 0 SCORELESS STREAK: 0.0 IP</p> | |
| 47 EVAN SISK LHP • L/L • 6'2" • 195 lbs • 4/23/1997 (26) Traded from Minnesota – 1/24/2023 Drafted by St. Louis – 2018, 16th Round (College of Charleston) Born: Pineville, N.C. • Resides: Chester, S.C. | <p>2023: Has not allowed an earned run in 24 of his team-best 35 appearances, tied 4th in the league in games pitched ... has allowed 2+ ER in 9 outings ... threw 2.0 perfect innings 5/6 vs. LOU, season-high 2.1 shutout innings 6/7 @ IND ... 7 of his last 10 outings have been scoreless ... has 10 outings of 1.0 IP+ this season, including 2.0 inning start/open 7/16 vs. IND ... has 8 scoreless outings that have lasted less than 1.0 inning.</p> <p>2022: Split his first full season in the Twins organization between Wichita (AA) and St. Paul (AAA), earned Minnesota MLB.com Organization All-Star honors as a relief pitcher ... posted a 1.57 ERA (11 ER in 63.0 IP) with 76 strikeouts against 29 walks (10.86 K/9 and 2.62 K/BB) across 50 games between the two levels, the best ERA in 2022 among all MLB relievers that made 50+ appearances and threw a minimum of 60.0 IP.</p> <p>2021: Began the season in the Cardinals organization, acquired by Minnesota via trade on July 30 ... split the year between Peoria (A+), Springfield (AA) and Wichita (AA), combining to pitch in 39 games with a 3-1 record and 3.91 ERA (23 ER in 53.0 IP), striking out 69 with 35 walks ... originally drafted by St. Louis in the 16th Round in 2018.</p> <p>SNK (90-92), SL (79.0), 4SFB (89.8), CvvH (84.1) CONSECUTIVE BATTERS RETIRED: 2 (7/22) SCORELESS STREAK: 3.1 IP (7/16 to 7/22)</p> | |

| RELIEVERS | | ENTRANCE SITUATION | | | INNING ENTERING THE GAME | | | | | | | | | | INHERITED RUNNERS | | | 1-2-3 INNINGS | | |
|-----------------------------|--|--------------------|-------|------|--------------------------|---|----|----|----|----|----|----|----|-----|-------------------|----------|---------|---------------|----------|---------|
| PITCHER | | LEAD | TRAIL | TIED | 1 | 2 | 3 | 4 | 5 | 6 | 7 | 8 | 9 | 10+ | BR INHER. | BR SCORE | % SCORE | TOTAL | POSSIBLE | % 1-2-3 |
| 31 Bowlan, Jonathan | | 2 | - | - | - | - | 1 | - | - | 1 | - | - | - | - | - | - | - | 2 | 8 | 25.0% |
| 50 Castillo, Max | | - | 1 | - | - | - | - | - | 1 | - | - | - | - | - | - | - | - | 2 | 4 | 50.0% |
| 32 Chamberlain, Christian | | 4 | 4 | 2 | - | - | 1 | 1 | 1 | 2 | 2 | 2 | 1 | - | 3 | 0 | 0.0% | 2 | 8 | 25.0% |
| 46 Cruz, Steven | | 2 | 1 | - | - | - | - | - | 1 | - | - | 2 | - | - | 1 | 0 | 0.0% | 0 | 2 | 0.0% |
| 55 Dipoto, Jonah | | 7 | 10 | 3 | - | - | 1 | 2 | 1 | 6 | 3 | 4 | 2 | 1 | 16 | 7 | 43.8% | 5 | 18 | 27.8% |
| 51 Keller, Brad | | - | 4 | 2 | - | - | - | - | 2 | 2 | 2 | - | - | - | - | - | - | 1 | 3 | 33.3% |
| 62 Klein, Will | | 8 | 2 | 1 | - | - | - | - | - | 1 | 2 | 3 | 5 | - | 4 | 1 | 25.0% | 4 | 14 | 28.6% |
| 37 Kowar, Jackson | | 9 | 12 | - | - | - | - | - | 6 | 4 | 5 | 5 | 1 | - | 18 | 11 | 61.1% | 3 | 22 | 13.6% |
| 54 McArthur, James | | 6 | 7 | 3 | - | - | 1 | 1 | 4 | 3 | 6 | 1 | - | - | 8 | 4 | 50.0% | 9 | 21 | 42.9% |
| 40 Pennington, Walter | | 10 | 9 | 3 | - | - | - | 4 | 1 | 9 | 4 | 1 | 3 | - | 7 | 6 | 85.7% | 9 | 22 | 40.9% |
| 47 Sisk, Evan | | 13 | 17 | 6 | - | - | - | 1 | 1 | 7 | 11 | 10 | 5 | 1 | 24 | 9 | 37.5% | 5 | 24 | 20.8% |
| 43 Snider, Collin | | 17 | 10 | 2 | - | - | - | - | 1 | 5 | 6 | 12 | 5 | - | 8 | 5 | 62.5% | 5 | 20 | 25.0% |
| 56 Veneziano, Anthony | | 1 | - | - | - | - | - | - | 1 | - | - | - | - | - | - | - | - | 0 | 1 | 0.0% |
| SEASON (INCLUDING INACTIVE) | | 151 | 133 | 31 | 0 | 0 | 11 | 13 | 31 | 58 | 71 | 71 | 57 | 3 | 149 | 64 | 43.0% | 86 | 313 | 27.5% |

STORM CHASERS BULLPEN USAGE (PITCH COUNT, LAST TWO WEEKS)

| DAY OF WEEK | | TUE | WED | THU | FRI | SAT | SUN | MON 7/24 | TUE | WED | THU | FRI | SAT | SUN | LAST OMAHA RELIEF APPEARANCE | | | | | | | | | | | |
|-------------|----------------------------|------|------|------|------|------|------|-------------|------|------|------|------|------|---------------------------|------------------------------|----|---|---|----|----|----|----|----|--|--|--|
| DATE | | 7/18 | 7/19 | 7/20 | 7/21 | 7/22 | 7/23 | | 7/25 | 7/26 | 7/27 | 7/28 | 7/29 | 7/30 | GAME | IP | H | R | ER | BB | SO | HR | BF | | | |
| 32 | Chamberlain, Christian (L) | | | | 28 | | | | | | | | | FRI 7/21 vs. St. Paul, W | 2.0 | 0 | 0 | 0 | 1 | 4 | 0 | 6 | | | | |
| 46 | Cruz, Steven | | | 38 | | | | | | | | | | THU 7/20 vs. St. Paul, L | 2.0 | 4 | 5 | 5 | 1 | 1 | 2 | 10 | | | | |
| 55 | Dipoto, Jonah | | 27 | | | | | | | | | | | WED 7/19 vs. St. Paul | 1.0 | 1 | 4 | 4 | 2 | 0 | 1 | 9 | | | | |
| 51 | Keller, Brad | | | | 19 | 7 | | | | | | | | SAT 7/22 vs. St. Paul | 1.0 | 0 | 0 | 0 | 0 | 0 | 0 | 3 | | | | |
| 62 | Klein, Will | | 27 | | | 20 | 23 | | | | | | | SUN 7/23 vs. St. Paul, SV | 1.0 | 2 | 0 | 0 | 0 | 3 | 0 | 5 | | | | |
| 37 | Kowar, Jackson | | 29 | | 31 | | | | | | | | | FRI 7/21 vs. St. Paul | 2.0 | 1 | 0 | 0 | 1 | 2 | 0 | 8 | | | | |
| 54 | McArthur, James | 28 | | 21 | | | 14 | | | | | | | SUN 7/23 vs. St. Paul, W | 2.0 | 0 | 0 | 0 | 0 | 1 | 0 | 6 | | | | |
| 40 | Pennington, Walter (L) | 17 | | 17 | | | 14 | | | | | | | SAT 7/22 vs. St. Paul | 1.2 | 0 | 0 | 0 | 0 | 1 | 0 | 4 | | | | |
| 47 | Sisk, Evan (L) | | 4 | 27 | | 8 | | | | | | | | SAT 7/22 vs. St. Paul | 0.2 | 1 | 0 | 0 | 0 | 0 | 0 | 3 | | | | |
| 43 | Snider, Collin | | 34 | | | | | | | | | | | WED 7/19 vs. St. Paul | 0.2 | 1 | 2 | 2 | 3 | 0 | 0 | 7 | | | | |

| OMAHA STARTING PITCHER SPLITS | | | | | | 1ST PITCH STRIKES | | | 1-2-3 INNINGS | | | OMAHA STARTERS VS. RELIEVERS | | | |
|-------------------------------|----|-----|----------|-----------|------------|-------------------|-------|-------|---------------|----------|---------|------------------------------|-----------|-----------|--|
| PITCHER | GS | W-L | TEAM W-L | R SUPPORT | SUPPORT/GS | FPS | TBF | % FPS | TOTAL | POSSIBLE | % 1-2-3 | STARTERS | RELIEVERS | | |
| Heasley, Jonathan | 13 | 1-5 | 7-6 | 36 | 2.77 | 174 | 296 | 58.8% | 18 | 62 | 29.0% | 20-21 | W-L | 26-25 | |
| 50 Castillo, Max | 12 | 2-6 | 4-8 | 25 | 2.08 | 167 | 268 | 62.3% | 20 | 60 | 33.3% | 5.08 | ERA | 5.46 | |
| Parrish, Drew | 12 | 3-2 | 12-5 | 59 | 4.92 | 128 | 247 | 51.8% | 12 | 49 | 24.5% | 412.2 | INNINGS | 399.0 | |
| Cox, Austin | 9 | 2-1 | 5-18 | 27 | 3.00 | 90 | 161 | 55.9% | 14 | 40 | 35.0% | 433 (74) | HITS (HR) | 385 (52) | |
| 56 Veneziano, Anthony | 8 | 4-0 | 6-2 | 26 | 3.25 | 97 | 167 | 58.1% | 12 | 40 | 30.0% | 244 (233) | R (ER) | 277 (242) | |
| Mayers, Mike | 8 | 2-1 | 3-5 | 15 | 1.88 | 99 | 160 | 61.9% | 9 | 34 | 26.5% | 180 | BB | 264 | |
| 41 Zerpa, Angel | 5 | 0-2 | 0-5 | 5 | 1.00 | 58 | 94 | 61.7% | 3 | 19 | 15.8% | 357 | K | 452 | |
| Lynch, Daniel | 4 | 2-0 | 3-1 | 15 | 3.75 | 43 | 75 | 57.3% | 6 | 17 | 35.3% | 1.49 | WHIP | 1.63 | |
| 25 Ragans, Cole | 3 | 1-1 | 2-1 | 11 | 3.67 | 38 | 60 | 46.7% | 2 | 13 | 15.4% | .272 | AVG | .253 | |
| Yarbrough, Ryan | 3 | 0-0 | 1-2 | 5 | 1.67 | 27 | 53 | 69.8% | 5 | 14 | 35.7% | | | | |
| Marsh, Alec | 3 | 2-0 | 2-1 | 14 | 4.67 | 46 | 66 | 69.7% | 1 | 15 | 6.7% | | | | |
| Mengden, Daniel | 3 | 0-0 | 3-0 | 7 | 2.33 | 19 | 49 | 38.8% | 2 | 7 | 28.6% | | | | |
| 31 Bowlan, Jonathan | 2 | 1-1 | 1-1 | 6 | 3.00 | 25 | 42 | 59.5% | 0 | 8 | 0.0% | | | | |
| 51 Keller, Brad | 2 | 0-0 | 1-1 | 5 | 2.50 | 12 | 19 | 63.2% | 0 | 4 | 0.0% | | | | |
| 54 McArthur, James | 2 | 0-0 | 1-1 | 5 | 2.50 | 12 | 19 | 63.2% | 3 | 5 | 60.0% | | | | |
| Martinez, Marcelo | 1 | 0-1 | 0-1 | 1 | 1.00 | 13 | 22 | 59.1% | 2 | 5 | 40.0% | | | | |
| 37 Kowar, Jackson | 1 | 0-1 | 0-1 | 1 | 1.00 | 9 | 14 | 64.3% | 0 | 2 | 0.0% | | | | |
| 47 Sisk, Evan | 1 | 0-0 | 0-1 | 0 | 0.00 | 5 | 9 | 55.6% | 0 | 2 | 0.0% | | | | |
| TOTALS | 92 | | | 263 | 2.86 | 1,062 | 1,821 | 58.3% | 109 | 396 | 27.5% | | | | |

OMAHA STARTING PITCHER/CATCHER MATCHUPS

| | LOGAN PORTER | | | | | | | JAKSON REETZ | | | | | | | FREDDY FERMIN | | | | | | | JOSÉ BRICEÑO | | | | | | | TOTALS | | | | | | | |
|-----------------------|--------------|-------|-------|-------|--------|-----|-----|--------------|-------|------|-------|--------|-----|-----|---------------|-----|-------|-------|--------|----|-----|--------------|-----|-------|------|-------|----|----|--------|-------|--------|-------|--------|-----|-----|--|
| PITCHER | GS | W-L | ERA | IP | ER | BB | SO | GS | W-L | ERA | IP | ER | BB | SO | GS | W-L | ERA | IP | ER | BB | SO | GS | W-L | ERA | IP | ER | BB | SO | GS | W-L | ERA | IP | ER | BB | SO | |
| Heasley, Jonathan | 6 | 0-4 | 7.84 | 31.0 | 27 | 10 | 33 | 3 | 0-0 | 4.12 | 15.1 | 7 | 7 | 11 | 4 | 1-1 | 10.20 | 17.2 | 21 | 9 | 16 | 13 | 1-5 | 7.73 | 64.0 | 55 | 26 | 60 | 13 | 1-5 | 7.73 | 64.0 | 55 | 26 | 60 | |
| 50 Castillo, Max | 3 | 1-2 | 4.02 | 15.2 | 7 | 2 | 2 | 4 | 1-2 | 3.97 | 22.2 | 10 | 5 | 21 | 2 | 0-2 | 7.71 | 9.1 | 8 | 5 | 4 | 3 | 0-0 | 5.28 | 15.1 | 9 | 3 | 8 | 12 | 2-6 | 4.86 | 63.0 | 34 | 15 | 35 | |
| Parrish, Drew | 7 | 2-2 | 7.59 | 32.0 | 27 | 19 | 20 | 3 | 1-0 | 1.46 | 12.1 | 2 | 12 | 10 | 2 | 0-0 | 3.86 | 7.0 | 3 | 3 | 11 | - | - | - | - | - | - | 12 | 3-2 | 5.61 | 51.1 | 32 | 34 | 41 | | |
| Cox, Austin | 7 | 1-1 | 3.72 | 29.0 | 12 | 13 | 25 | 2 | 1-0 | 0.82 | 11.0 | 1 | 6 | 9 | - | - | - | - | - | - | - | 9 | 2-1 | 2.93 | 40.0 | 13 | 19 | 34 | 9 | 2-1 | 2.93 | 40.0 | 13 | 19 | 34 | |
| 56 Veneziano, Anthony | 5 | 2-0 | 2.00 | 27.0 | 7 | 9 | 27 | 2 | 1-0 | 8.59 | 7.1 | 7 | 6 | 6 | 1 | 1-0 | 0.00 | 6.1 | 0 | 3 | 2 | 8 | 4-0 | 2.88 | 40.2 | 13 | 18 | 35 | 8 | 2-1 | 6.88 | 34.0 | 26 | 17 | 29 | |
| Mayers, Mike | - | - | - | - | - | - | - | 5 | 2-0 | 4.91 | 22.0 | 12 | 11 | 20 | 3 | 0-1 | 10.50 | 12 | 14 | 6 | 9 | 1 | 1-0 | 0.00 | 6.1 | 0 | 3 | 2 | 8 | 2-1 | 6.88 | 34.0 | 26 | 17 | 29 | |
| 41 Zerpa, Angel | 4 | 0-2 | 7.63 | 15.1 | 13 | 10 | 19 | - | - | - | - | - | - | - | 1 | 0-0 | 0.00 | 5.0 | 0 | 1 | 3 | 5 | 0-2 | 5.75 | 20.1 | 13 | 11 | 22 | 5 | 0-2 | 5.75 | 20.1 | 13 | 11 | 22 | |
| Lynch, Daniel | 1 | 1-0 | 0.00 | 6.0 | 0 | 0 | 5 | 3 | 1-0 | 5.25 | 12.0 | 7 | 3 | 13 | - | - | - | - | - | - | - | 4 | 2-0 | 3.50 | 18.0 | 7 | 3 | 18 | 4 | 2-0 | 3.50 | 18.0 | 7 | 3 | 18 | |
| 25 Ragans, Cole | 3 | 1-1 | 6.59 | 13.2 | 10 | 5 | 16 | - | - | - | - | - | - | - | - | - | - | - | - | - | - | 3 | 1-1 | 6.59 | 13.2 | 10 | 5 | 16 | 3 | 1-1 | 6.59 | 13.2 | 10 | 5 | 16 | |
| Yarbrough, Ryan | 1 | 0-0 | 3.86 | 4.2 | 2 | 1 | 9 | - | - | - | - | - | - | - | - | - | - | - | - | - | - | 2 | 0-0 | 0.00 | 10.0 | 0 | 1 | 9 | 3 | 0-0 | 1.23 | 14.2 | 2 | 2 | 18 | |
| Marsh, Alec | 3 | 2-0 | 2.40 | 15.0 | 4 | 7 | 19 | - | - | - | - | - | - | - | - | - | - | - | - | - | - | 3 | 2-0 | 2.40 | 15.0 | 4 | 7 | 19 | 3 | 2-0 | 2.40 | 15.0 | 4 | 7 | 19 | |
| Mengden, Daniel | 2 | 0-0 | 5.87 | 7.2 | 5 | 4 | 5 | 1 | 0-0 | 3.00 | 3.0 | 1 | 1 | 4 | - | - | - | - | - | - | - | 3 | 0-0 | 5.06 | 10.2 | 6 | 5 | 9 | 3 | 0-0 | 5.06 | 10.2 | 6 | 5 | 9 | |
| 31 Bowlan, Jonathan | 2 | 1-1 | 7.27 | 8.2 | 7 | 5 | 4 | - | - | - | - | - | - | - | 2 | 1-1 | 7.27 | 8.2 | 7 | 5 | 4 | 2 | 1-1 | 7.27 | 8.2 | 7 | 5 | 4 | 2 | 1-1 | 7.27 | 8.2 | 7 | 5 | 4 | |
| 51 Keller, Brad | 1 | 0-0 | 4.50 | 2.0 | 1 | 2 | 3 | - | - | - | - | - | - | - | 1 | 0-0 | 0.00 | 2.0 | 0 | 3 | 0 | 2 | 0-0 | 0.00 | 2.0 | 0 | 3 | 0 | 2 | 0-0 | 0.00 | 2.0 | 0 | 3 | 0 | |
| 54 McArthur, James | 1 | 0-0 | 0.00 | 3.0 | 0 | 0 | 5 | - | - | - | - | - | - | - | 1 | 0-0 | 0.00 | 2.0 | 0 | 0 | 2 | 2 | 0-0 | 0.00 | 5.0 | 0 | 0 | 7 | 2 | 0-0 | 0.00 | 5.0 | 0 | 0 | 7 | |
| Martinez, Marcelo | 1 | 0-1 | 9.00 | 5.0 | 5 | 1 | 3 | - | - | - | - | - | - | - | - | - | - | - | - | - | - | 1 | 0-1 | 9.00 | 5.0 | 5 | 1 | 3 | 1 | 0-1 | 9.00 | 5.0 | 5 | 1 | 3 | |
| 37 Kowar, Jackson | - | - | - | - | - | - | - | - | - | - | - | - | - | - | 1 | 0-1 | 13.50 | 2.2 | 4 | 4 | 3 | 1 | 0-1 | 13.50 | 2.2 | 4 | 4 | 3 | 1 | 0-1 | 13.50 | 2.2 | 4 | 4 | 3 | |
| 47 Sisk, Evan | - | - | - | - | - | - | - | - | - | - | - | - | - | - | - | - | - | - | - | - | - | 1 | 0-0 | 2.0 | 1 | 3 | 1 | 1 | 0-0 | 4.50 | 2.0 | 1 | 3 | 1 | | |
| Relievers | - | 13-12 | 5.56 | 205.2 | 146 | 139 | 232 | - | 4-8 | 5.29 | 98.2 | 58 | 64 | 119 | - | 5-1 | 4.97 | 54.1 | 30 | 31 | 57 | - | 4-4 | 6.02 | 40.1 | 27 | 30 | 44 | - | 26-25 | 5.46 | 399.0 | 242 | 264 | 452 | |
| TOTALS | 47 | 24-26 | 5.40 | 421.1 | 253 | 227 | 427 | 23 | 11-10 | 4.62 | 204.1 | 105 | 115 | 213 | 12 | 6-6 | 6.99 | 103.0 | 80 | 58 | 100 | 10 | 5-4 | 4.01 | 83.0 | 37 | 44 | 69 | 92 | 46-46 | 5.27 | 811.2 | 475 | 444 | 809 | |
| | CS/ATT | | 15/65 | PCT | 23.08% | | | CS/ATT | | 5/29 | PCT | 17.24% | | | CS/ATT | | 3/10 | PCT | 30.00% | | | CS/ATT | | 4/13 | PCT | 30.8% | | | CS/ATT | | 27/117 | PCT | 23.08% | | | |

OMAHA CATCHER PITCHING STATS

| | CATCHERS | W | L | ERA | GS | SV | IP | H | R | ER | HR | HB | BB | IBB | SO | WHIP | AVG | WP | GDP | TBF | SB | CS | ATT | %CS | PB |
|----|---------------|----|----|------|----|----|-------|-----|-----|-----|----|----|-----|-----|-----|------|------|----|-----|-------|----|----|-----|--------|----|
| 14 | Logan Porter | 24 | 26 | 5.40 | 47 | 7 | 421.1 | 424 | 277 | 253 | 76 | 27 | 227 | 4 | 427 | 1.55 | .263 | 20 | 44 | 1,886 | 50 | 15 | 65 | 23.08% | 6 |
| | Jakson Reetz | 11 | 10 | 4.62 | 23 | 8 | 204.1 | 203 | 117 | 105 | 24 | 13 | 115 | 0 | 213 | 1.56 | .258 | 16 | 15 | 925 | 24 | 5 | 29 | 17.24% | 0 |
| | Freddy Fermin | 6 | 6 | 6.99 | 12 | 2 | 103.0 | 119 | 85 | 80 | 17 | 8 | 58 | 1 | 100 | 1.72 | .288 | 9 | 8 | 488 | 7 | 3 | 10 | 30.00% | 2 |
| 60 | José Briceño | 5 | 4 | 4.01 | 10 | 1 | 83.0 | 72 | 42 | 37 | 9 | 4 | 44 | 1 | 69 | 1.40 | .238 | 5 | 9 | 356 | 9 | 4 | 13 | 30.77% | 0 |

PLAYER

19 CJ ALEXANDER

INFILDER • L/R • 6'3" • 215 • 7/17/1996 (26)
Traded from Atlanta — 7/11/2022
Drafted by Atlanta — 2018, 20th Round
Born: Merrillville, Indiana • Resides: Surprise, Arizona

45 MATT BEATY (MLB REHAB)

INFILDER • L/R • 6'0" • 220 • 4/28/1993 (30)
Signed 6/12/2023 as a Minor League Free Agent
Drafted by Los Angeles (NL) — 2015, 12th Round
Born: Snellville, Georgia • Resides: Litchfield Park, Arizona

3 TUCKER BRADLEY

OUTFIELDER • L/L • 6'0" • 195 • 5/6/1998 (24)
Signed 6/23/2020 as an Undrafted Free Agent (Georgia)
Born/Resides: Chickamauga, Georgia

60 JOSÉ BRICEÑO

CATCHER • R/R • 6'3" • 230 • 9/19/1993 (30)
Signed 1/18/2023 as a Minor League Free Agent
Originally signed 4/29/2010 with Colorado (Int'l. F.A.)
Born: Caracas, Venezuela • Resides: Mesa, Arizona

17 ANGELO CASTELLANO

INFILDER • R/R • 6'0" • 165 • 5/13/1995 (28)
Signed 7/16/2011 as an International Free Agent
Born/Resides: San Diego, Venezuela

6 CLAY DUNGAN

INFILDER • L/R • 6'1" • 195 • 6/2/1996 (27)
2019 MLB Draft — Round 9 (Indiana State)
Born: Muncie, Indiana • Resides: Alexandria, Indiana

24 NATE EATON

INFILDER/OUTFIELDER • R/R • 5'11" • 200 • 12/22/1996 (26)
2018 MLB Draft — Round 21 (VMI)
Born/Resides: Chester, Virginia

28 TYLER GENTRY

OUTFIELDER • R/R • 6'2" • 215 • 2/1/1999 (24)
2020 MLB Draft — Round 3 (Alabama)
Born: Memphis, Tenn. • Resides: Arlington, Tenn.

11 ADEINY HECHAVARRÍA

INFILDER • R/R • 6'0" • 195 • 4/15/1989 (34)
Signed 6/16/2023 as a Minor League Free Agent
Originally signed 4/29/2010 with Toronto (Int'l. F.A.)
Born: Santiago de Cuba, Cuba • Resides: Weston, Florida

18 BREWER HICKLEN

OUTFIELDER • R/R • 6'2" • 220 • 2/9/1996 (27)
2017 MLB Draft — Round 7 (Alabama at Birmingham)
Born/Resides: Huntsville, Alabama

13 NICK LOFTIN

INFILDER • R/R • 6'1" • 200 • 10/6/1995 (26)
2020 MLB Draft — Round 13/2nd Overall (Baylor)
Born: Corpus Christi, Texas • Resides: Surprise, Ariz.

22 JERMAINE PALACIOS

INFILDER • R/R • 6'0" • 200 • 7/19/1996 (27)
Signed 12/2/2023 as a Minor League Free Agent
Originally signed 9/6/2013 with Minnesota (Int'l. F.A.)
Born/Resides: Barquisimeto, Venezuela

14 LOGAN PORTER

CATCHER/INFILDER • R/R • 6'0" • 200 • 7/12/1995 (28)
Signed 6/21/2018 as an Undrafted Free Agent (Dixie State)
Born: Phoenix, Arizona • Resides: Surprise, Arizona

7 JOHN RAVE

OUTFIELDER • L/L • 6'0" • 200 • 12/30/1997 (25)
2019 MLB Draft — Round 5 (Illinois State)
Born: Canton, Illinois • Resides: Bloomington, Illinois

0 SAMAD TAYLOR

INFILDER/OUTFIELDER • R/R • 5'10" • 160 • 7/11/1998 (24)
Traded from Toronto — 8/2/2022
Drafted by Cleveland — 2013, 10th Round (Corona HS)
Born: Corona, California • Resides: Sioux Falls, South Dakota

QUICK NOTES

2023: Hit .391 with a 1.245 OPS in 17 Cactus League games for KC, opened the regular season with OMA, played 44 games but placed on the Injured List 6/11, activated 7/14 ... hit .412 on rehab in 6 games with the ACL Royals, 4 HR, 15 RBI and a 1.835 OPS ... leads OMA with 11 HR despite missing a month.
2022: Began year with Mississippi Braves (AA) in the Southern League, traded with 2 players to KC from Atlanta on 7/1, assigned to NW Arkansas ... in 114 total games, tied 6th in Double-A in RBI (87), tied 10th in HR (25) ... set career highs in games played, 28 (18), HR, RBI, and SB (19). Double-A leader in Aug. in RBI (29), tied 1st in league in HR (8).
2018-21: Played 162 games in the Braves' system, between K, A, A+ and AAA ... slashed .229/.310/.374 (144-for-628) with 14 HR and 66 RBI ... began and ended in 2019.
2022: Traded from the Dodgers to the Diamondbacks system, a 2022 Texas League Postseason All-Star with Amarillo, added to the D-backs' 40-man roster in November 2022.
MISC: Brother Blaze is prospect in the Diamondbacks system, a 2022 Texas League Postseason All-Star with Amarillo, added to the D-backs' 40-man roster in November 2022.

HIT STREAK:

2023: Signed with Kansas City on a Minor League deal on 1/11/2023, appeared in 13 Cactus League games with the Royals and hit .343 with a 1.007 OPS, traded to San Francisco on March 30 in exchange for cash considerations ... appeared in 4 games with SF and 30 with Sacramento (AAA), hit .272 with 32 RBI and a .853 OPS in Triple-A ... DFA'd by the Giants on 5/30, elected free agency on 6/6 and signed back with Kansas City on 6/12 ... played 3 games with OMA, caught selected 6/18 and played 3 games with the Royals, went on the 7-day concussion injured list 6/23, sent to AAA on rehab 7/19.
2022: Traded from the Dodgers to the Padres on March 23 and spent the season with San Diego, appearing in 20 games in the Majors, made his third consecutive Opening Day roster, his first with San Diego, also played 35 games with El Paso (AAA) ... the majority of his season was spent dealing with a left shoulder impingement.
2019-2021: Played 240 games for the Los Angeles Dodgers, including 120 in 21 ... played 15 playoff games for the Dodgers as well, on the 2020 World Series roster, did not play.

HIT STREAK:

Ranked by MLB Pipeline as the No. 26 Royals prospect
2023: Has hits in 26 of his last 35 games, after collecting hits in just 10 of his first 24 ... hit pinch-hit 2-run double in win on 4/14 and had 3 RBI off the bench in comeback win, Omaha's last two pinch hits this year ... 3-for-2, 2 RBI on his birthday, 5/6 vs. LOU ... hit .367 with a 1.006 OPS over 17 games in June.
2022: Spent the entire season with NW Arkansas (AA) and reached base in 90 of 109 games (82.5%), reached base multiple times in team-best 36 games ... 1st on team with 33 multi-hit games ... hit two grand slams: on 4/23 at FRI & 5/12 vs. WCH, reached base at least twice in seven straight games from 7/16 to 8/2.
2021: Began his professional career splitting the year between Columbia (A) and Quad Cities (A+), 380 OBP ranked fourth among qualified Royals Minor Leaguers.

HIT STREAK:

2023: Opened the season in NW Arkansas (AA) and appeared in 15 games for the Naturals (11 starts at catcher) and hit .246 (16-for-65) with 32B and 7 RBI ... on the injured list from 4/30 to 5/16 and again from 5/24 to 6/9 ... assigned to Omaha on 6/16, has played in 11 of Omaha's 27 games since.
2022: Began the season with the Lexington Legends in the independent Atlantic League and appeared in 26 games before signing with Kansas City on May 23 and reporting to Omaha (AAA), where he finished the season, slashing .252/.298/.405 (33-for-133) over 37 games the Storm Chasers (34 starts at catcher).
2016 to 2020: Played 5 seasons in the Angels system, beginning in High-A in 2016 before making his MLB debut in 2018 ... played 46 Major League games with the Angels in 2018 and hit .259 (26-for-117), made his debut on May 26 at Yankee Stadium, went 2-for-4 with 1 homer and 2 RBI ... played 2 games with the Angels in 2020.
2010 to 2015: Played 5 seasons in the Rockies system and reached Low-A ... traded to Atlanta in Jan. 2015 and spent the year in High-A, traded to the Angels in Nov. 2015.

HIT STREAK:

2023: Has hits in 40 of 67 games ... has made at least 5 starts at all 4 infield positions: 1B (9), 2B (7), 3B 5 and SS (42) ... this season in his 13th in the Royals organization, all in the minors, with 870 games played (206 in Triple-A) ... hitting a team-best .485 (16-for-33) in July, with 5161 OBP, .788 SLG, 1.302 OPS.
2022: In his 11th year as a member of the Royals organization, began the year with Omaha, but assigned to NW Arkansas (AA) on 8/9 and finished the season with the Naturals ... over 59 games with the Storm Chasers, slashed .218/.218/.316 (38-for-174) while playing six different positions (1B, 2B, 3B, SS, LF & RF) ... made at least 10 starts at 2B/3B/SS (15/24 in innings), 3B (11 in 0 in innings) ... snagged 6-for-27 stretch with the Naturals on 8/21 vs. San Antonio ... 15-for-67 over last 20 games after hitting streak ended ... played 800th MLB game (all in Royals system) on 9/15 vs. FSC, entered as defensive replacement.
2011-2023: Played 803 games in the Royals' minor league system, slashing .232/.311/.312 (606-for-2610), with 29 HR and 271 RBI ... 2013 Dominican Royals Player of the Year ... 143 games with Omaha between 2021 and 2023, hitting .226 over 80 games in 2021 after an early-season promotion from Double-A.

HIT STREAK:

2023: Opened the season on the injured list with a right hamstring fracture he suffered in Spring Training, activated from the injured list 5/4 and made his season debut 5/5 ... first hit of the season was a HR in the 3rd inning on 5/9 vs. SWB, hasn't hit one since ... has made starts at 2B (16), SS (9) & 3B (11) this year.
2022: Spent the entire season with Omaha and tied for 1st on the team in triples (4), while ranking 2nd in games played (127), plate appearances (51) and runs (4). 3rd in doubles (22), total bases (131), stolen bases (17) and walks (47), 4th in hits (94) and 5th in RBI (52). Made 2 starts at a career-high six positions for the Chasers, including 2B, (6/2 G), 3B (40 G), SS (6 G) and his first professional appearances in the outfield in LF (13 G), CF (1 G) and RF (2 G).
2021: Spent the entire season with NW Arkansas (AA), playing in 108 of the team's 119 regular season games, including 104 starts as the leadoff hitter ... led the Naturals in games played, at-bats (444), runs scored (74) and hits (178) ... led off the game with a hit in 32 times, including 10 of his last 19 regular season games.

HIT STREAK:

2023: Made his first Opening Day roster with Royals, but has hit .075 (4-for-53) in 28 games over 4 starts with KC ... on his 4th stint with Omaha (4/24-5/5, 5/25-6/9, 6/16-6/23 & 6/26-6/29) ... threw a scoreless inning 4/10 at TEX, 2 hits and 1 strikeout, fastball sat 91-95 ... after opening 0-for-25 with KC, hits in first 2 ABs with OMA, HR in first AB 4/27 at NAS ... homered in first AB back 6/17 vs. COL ... has hits in 26 of 40 games with Omaha, with 13 multi-hit games.
2022: Split time in the Minor Leagues between NW Arkansas (AA) and Omaha (AAA) but also appeared in 44 games with Kansas City over three separate stints with the Royals: 7/14-7/17, 8/4-22 and 9/1 through the end of the regular season ... opened the year in Double-A and made his MLB debut July 14 ... led the majors with a .981 mph arm strength for the first straight year, saw time at five positions in the minors (5S, 3B, LF & RF and HR), played in the OF for 27 of his first 29 games, then played 38 of 42 of his last 15 games.
2021: Began the season with Quad Cities (A+) and played 70 games for the River Bandits, led the team in stolen bases (23) and played in the Arizona Fall League.

HIT STREAK:

2023: Made his first Opening Day roster with Royals, but has hit .075 (4-for-53) in 28 games over 4 starts with KC ... on his 4th stint with Omaha (4/24-5/5, 5/25-6/9, 6/16-6/23 & 6/26-6/29) ... threw a scoreless inning 4/10 at TEX, 2 hits and 1 strikeout, fastball sat 91-95 ... after opening 0-for-25 with KC, hits in first 2 ABs with OMA, HR in first AB 4/27 at NAS ... homered in first AB back 6/17 vs. COL ... has hits in 26 of 40 games with Omaha, with 13 multi-hit games.
2022: Split time in the Minor Leagues between NW Arkansas (AA) and Omaha (AAA) but also appeared in 44 games with Kansas City over three separate stints with the Royals: 7/14-7/17, 8/4-22 and 9/1 through the end of the regular season ... opened the year in Double-A and made his MLB debut July 14 ... led the majors with a .981 mph arm strength for the first straight year, saw time at five positions in the minors (5S, 3B, LF & RF and HR), played in the OF for 27 of his first 29 games, then played 38 of 42 of his last 15 games.
2021: Began the season with Quad Cities (A+) and played 70 games for the River Bandits, led the team in stolen bases (23) and played in the Arizona Fall League.

HIT STREAK:

2023: Made his first Opening Day roster with Royals, but has hit .075 (4-for-53) in 28 games over 4 starts with KC ... on his 4th stint with Omaha (4/24-5/5, 5/25-6/9, 6/16-6/23 & 6/26-6/29) ... threw a scoreless inning 4/10 at TEX, 2 hits and 1 strikeout, fastball sat 91-95 ... after opening 0-for-25 with KC, hits in first 2 ABs with OMA, HR in first AB 4/27 at NAS ... homered in first AB back 6/17 vs. COL ... has hits in 26 of 40 games with Omaha, with 13 multi-hit games.
2022: Split time in the Minor Leagues between NW Arkansas (AA) and Omaha (AAA) but also appeared in 44 games with Kansas City over three separate stints with the Royals: 7/14-7/17, 8/4-22 and 9/1 through the end of the regular season ... opened the year in Double-A and made his MLB debut July 14 ... led the majors with a .981 mph arm strength for the first straight year, saw time at five positions in the minors (5S, 3B, LF & RF and HR), played in the OF for 27 of his first 29 games, then played 38 of 42 of his last 15 games.
2021: Began the season with Quad Cities (A+) and played 70 games for the River Bandits, led the team in stolen bases (23) and played in the Arizona Fall League.

HIT STREAK:

2023: Made his first Opening Day roster with Royals, but has hit .075 (4-for-53) in 28 games over 4 starts with KC ... on his 4th stint with Omaha (4/24-5/5, 5/25-6/9, 6/16-6/23 & 6/26-6/29) ... threw a scoreless inning 4/10 at TEX, 2 hits and 1 strikeout, fastball sat 91-95 ... after opening 0-for-25 with KC, hits in first 2 ABs with OMA, HR in first AB 4/27 at NAS ... homered in first AB back 6/17 vs. COL ... has hits in 26 of 40 games with Omaha, with 13 multi-hit games.
2022: Split time in the Minor Leagues between NW Arkansas (AA) and Omaha (AAA) but also appeared in 44 games with Kansas City over three separate stints with the Royals: 7/14-7/17, 8/4-22 and 9/1 through the end of the regular season ... opened the year in Double-A and made his MLB debut July 14 ... led the majors with a .981 mph arm strength for the first straight year, saw time at five positions in the minors (5S, 3B, LF & RF and HR), played in the OF for 27 of his first 29 games, then played 38 of 42 of his last 15 games.
2021: Began the season with Quad Cities (A+) and played 70 games for the River Bandits, led the team in stolen bases (23) and played in the Arizona Fall League.

HIT STREAK:

2023: Made his first Opening Day roster with Royals, but has hit .075 (4-for-53) in 28 games over 4 starts with KC ... on his 4th stint with Omaha (4/24-5/5, 5/25-6/9, 6/16-6/23 & 6/26-6/29) ... threw a scoreless inning 4/10 at TEX, 2 hits and 1 strikeout, fastball sat 91-95 ... after opening 0-for-25 with KC, hits in first 2 ABs with OMA, HR in first AB 4/27 at NAS ... homered in first AB back 6/17 vs. COL ... has hits in 26 of 40 games with Omaha, with 13 multi-hit games.
2022: Split time in the Minor Leagues between NW Arkansas (AA) and Omaha (AAA) but also appeared in 44 games with Kansas City over three separate stints with the Royals: 7/14-7/17, 8/4-22 and 9/1 through the end of the regular season ... opened the year in Double-A and made his MLB debut July 14 ... led the majors with a .981 mph arm strength for the first straight year, saw time at five positions in the minors (5S, 3B, LF & RF and HR), played in the OF for 27 of his first 29 games, then played 38 of 42 of his last 15 games.
2021: Began the season with Quad Cities (A+) and played 70 games for the River Bandits, led the team in stolen bases (23) and played in the Arizona Fall League.

HIT STREAK:

2023: Made his first Opening Day roster with Royals, but has hit .075 (4-for-53) in 28 games over 4 starts with KC ... on his 4th stint with Omaha (4/24-5/5, 5/25-6/9, 6/16-6/23 & 6/26-6/29) ... threw a scoreless inning 4/10 at TEX, 2 hits and 1 strikeout, fastball sat 91-95 ... after opening 0-for-25 with KC, hits in first 2 ABs with OMA, HR in first AB 4/27 at NAS ... homered in first AB back 6/17 vs. COL ... has hits in 26 of 40 games with Omaha, with 13 multi-hit games.
2022: Split time in the Minor Leagues between NW Arkansas (AA) and Omaha (AAA) but also appeared in 44 games with Kansas City over three separate stints with the Royals: 7/14-7/17, 8/4-22 and 9/1 through the end of the regular season ... opened the year in Double-A and made his MLB debut July 14 ... led the majors with a .981 mph arm strength for the first straight year, saw time at five positions in the minors (5S, 3B, LF & RF and HR), played in the OF for 27 of his first 29 games, then played 38 of 42 of his last 15 games.
2021: Began the season with Quad Cities (A+) and played 70 games for the River Bandits, led the team in stolen bases (23) and played in the Arizona Fall League.

HIT STREAK:

2023: Made his first Opening Day roster with Royals, but has hit .075 (4-for-53) in 28 games over 4 starts with KC ... on his 4th stint with Omaha (4/24-5/5, 5/25-6/9, 6/16-6/23 & 6/26-6/29) ... threw a scoreless inning 4/10 at TEX, 2 hits and 1 strikeout, fastball sat 91-95 ... after opening 0-for-25 with KC, hits in first 2 ABs with OMA, HR in first AB 4/27 at NAS ... homered in first AB back 6/17 vs. COL ... has hits in 26 of 40 games with Omaha, with 13 multi-hit games.
2022: Split time in the Minor Leagues between NW Arkansas (AA) and Omaha (AAA) but also appeared in 44 games with Kansas City over three separate stints with the Royals: 7/14-7/17, 8/4-22 and 9/1 through the end of the regular season ... opened the year in Double-A and made his MLB debut July 14 ... led the majors with a .981 mph arm strength for the first straight year, saw time at five positions in the minors (5S, 3B, LF & RF and HR), played in the OF for 27 of his first 29 games, then played 38 of 42 of his last 15 games.
2021: Began the season with Quad Cities (A+) and played 70 games for the River Bandits, led the team in stolen bases (23) and played in the Arizona Fall League.

HIT STREAK:

2023: Made his first Opening Day roster with Royals, but has hit .075 (4-for-53) in 28 games over 4 starts with KC ... on his 4th stint with Omaha (4/24-5/5, 5/25-6/9, 6/16-6/23 & 6/26-6/29) ... threw a scoreless inning 4/10 at TEX, 2 hits and 1 strikeout, fastball sat 91-95 ... after opening 0-for-25 with KC, hits in first 2 ABs with OMA, HR in first AB 4/27 at NAS ... homered in first AB back 6/17 vs. COL ... has hits in 26 of 40 games with Omaha, with 13 multi-hit games.
2022: Split time in the Minor Leagues between NW Arkansas (AA) and Omaha (AAA) but also appeared in 44 games with Kansas City over three separate stints with the Royals: 7/14-7/17, 8/4-22 and 9/1 through the end of the regular season ... opened the year in Double-A and made his MLB debut July 14 ... led the majors with a .981 mph arm strength for the first straight year, saw time at five positions in the minors (5S, 3B, LF & RF and HR), played in the OF for 27 of his first 29 games, then played 38 of 42 of his last 15 games.
2021: Began the season with Quad Cities (A+) and played 70 games for the River Bandits, led the team in stolen bases (23) and played in the Arizona Fall League.

HIT STREAK:

2023: Made his first Opening Day roster with Royals, but has hit .075 (4-for-53) in 28 games over 4 starts with KC ... on his 4th stint with Omaha (4/24-5/5, 5/25-6/9, 6/16-6/23 & 6/26-6/29) ... threw a scoreless inning 4/10 at TEX, 2 hits and 1 strikeout, fastball sat 91-95 ... after opening 0-for-25 with KC, hits in first 2 ABs with OMA, HR in first AB 4/27 at NAS ... homered in first AB back 6/17 vs. COL ... has hits in 26 of 40 games with Omaha, with 13 multi-hit games.
2022: Split time in the Minor Leagues between NW Arkansas (AA) and Omaha (AAA) but also appeared in 44 games with Kansas City over three separate stints with the Royals: 7/14-7/17, 8/4-22 and 9/1 through the end of the regular season ... opened the year in Double-A and made his MLB debut July 14 ... led the majors with a .981 mph arm strength for the first straight year, saw time at five positions in the minors (5S, 3B, LF & RF and HR), played in the OF for 27 of his first 29 games, then played 38 of 42 of his last 15 games.
2021: Began the season with Quad Cities (A+) and played 70 games for the River Bandits, led the team in stolen bases (23) and played in the Arizona Fall League.

ON-BASE BASE STREAK:

8 Games (7/15 to 7/23), .414 (12-for-29), 8 BB

CAREER HIGHS

| | | |
|-----|---|---------------------------------------|
| H | 3 | (18x) Last: 7/6/23 @ ACL Cubs |
| R | 4 | 8/17/22 vs. San Antonio |
| HR | 2 | (5x) Last: 8/11/22 @ Arkansas |
| RBI | 7 | 7/6/23 @ ACL Cubs |
| BB | 3 | (3x) Last: 7/6/23 @ ACL Cubs |
| SB | 2 | (2x) Last: 5/26/22 @ Pensacola |
| H | 5 | 8/29/15 @ South Bend |
| R | 4 | 5/25/22 vs. Sugar Land |
| HR | 2 | 5/7/16 @ High Desert |
| RBI | 7 | 5/2/21 @ MILWAUKEE |
| BB | 3 | (2x) Last: 8/25/16 vs. Lake Elsinore |
| SB | 1 | (20x) Last: 8/21/21 vs. NEW YORK (NL) |
| H | 3 | (18x) Last: 5/6/23 vs. Louisville |
| R | 3 | (6x) Last: 4/8/23 vs. Toledo |
| HR | 2 | 8/10/21 vs. Beloit |
| RBI | 5 | 6/24/21 @ Beloit |
| BB | 3 | (3x) Last: 9/3/22 @ Tulsa |
| SB | 3 | 7/9/22 vs. Tulsa |
| H | 4 | (7x) Last: 4/4/19 @ Albuquerque |
| R | 4 | (2x) Last: 7/1/13 vs. Orem |
| HR | 3 | 6/28/13 vs. Orem |
| RBI | 7 | 6/28/13 vs. Orem |
| BB | 3 | 7/18/11 @ DSL Padres |
| SB | 3 | 6/21/10 vs. DSL Diamondbacks |
| H | 4 | (5x) Last: 8/18/17 vs. Asheville |
| R | 4 | 6/26/16 @ Grand Junction |
| HR | 2 | 7/19/19 @ Amarillo |
| RBI | 5 | 7/17/22 @ Rochester |
| BB | 3 | (6x) Last: 6/17/23 vs. Columbus |
| SB | 2 | (2x) Last: 6/6/23 @ Indianapolis |
| H | 6 | 6/23/19 vs. Billings |
| R | 4 | 9/3/19 vs. Missoula |
| HR | 2 | 6/26/22 vs. Columbus |
| RBI | 4 | (3x) Last: 6/28/22 @ St. Paul |
| BB | 3 | (2x) Last: 6/20/23 @ Rochester |
| SB | 3 | (2x) Last: 8/8/21 @ Arkansas |
| H | 4 | (8x) Last: 9/3/22 @ DETROIT |
| R | 3 | (21x) Last: 6/17/23 vs. Columbus |
| HR | 2 | (3x) Last: 6/17/23 vs. Columbus |
| RBI | 4 | (6x) Last: 6/22/22 vs. Columbus |
| BB | 4 | 7/29/18 @ Ogden |
| SB | 3 | (2x) Last: 5/26/23 @ St. Paul |
| H | 4 | (2x) Last: 5/30/23 vs. Memphis |
| R | 4 | (2x) Last: 7/17/22 @ Corpus Christi |
| HR | 2 | (2x) Last: 6/29/22 @ Amarillo |
| RBI | 6 | 6/22/21 vs. Beloit |
| BB | 3 | (7x) Last: 7/22/23 vs. St. Paul |
| SB | 1 | (19x) Last: 6/28/23 vs. Iowa |
| H | 4 | (11x) Last: 4/25/19 vs. Buffalo |
| R | 4 | (2x) Last: 8/5/11 @ Bowie |
| HR | 2 | (2x) Last: 9/29/19 @ NEW YORK (NL) |
| RBI | 7 | 5/5/13 @ PHILADELPHIA |
| BB | 3 | (3x) Last: 8/13/12 @ Albuquerque |
| SB | 2 | (3x) Last: 4/29/12 vs. Tacoma |
| H | 4 | (4x) Last: 5/25/22 @ Louisville |
| R | 4 | 8/21/19 vs. Salem |
| HR | 3 | 8/22/19 vs. Salem |
| RBI | 5 | (2x) Last: 8/24/21 vs. Springfield |
| BB | 3 | (3x) Last: 6/20/19 vs. Frederick |
| SB | 3 | (5x) Last: 4/22/22 @ Memphis |
| H | 5 | 8/1/21 vs. South Bend |
| R | 4 | (3x) Last: 7/6/23 @ ACL Cubs |
| HR | 1 | (37x) Last: 7/6/23 @ ACL Cubs |
| RBI | 5 | 4/22/22 @ Frisco |
| BB | 3 | (4x) Last: 8/5/22 vs. Tulsa |
| SB | 2 | (2x) Last: 6/10/22 @ Tulsa |
| H | 5 | 6/9/17 vs. Burlington |
| R | 4 | (2x) Last: 5/8/22 @ Omaha |
| HR | 2 | (5x) Last: 5/17/23 @ Omaha |
| RBI | 4 | 4/30/23 vs. Syracuse |
| BB | 3 | 5/7/22 vs. Columbus |
| SB | 3 | (2x) Last: 8/8/21 @ Arkansas |
| H | 4 | 8/6/19 @ Johnson City |
| R | 4 | (5x) Last: 7/15/23 vs. Indianapolis |
| HR | 2 | (3x) Last: 4/5/23 vs. Toledo |
| RBI | 4 | (2x) Last: 8/10/21 vs. Beloit |
| BB | 3 | (8x) Last: 6/14/23 vs. Columbus |
| SB | 1 | (2x) Last: 6/18/23 vs. Columbus |
| H | 4 | (4x) Last: 6/18/23 vs. Columbus |
| R | 5 | 4/18/23 vs. Amarillo |
| HR | 3 | 4/18/23 vs. Amarillo |
| RBI | 6 | 4/18/23 vs. Amarillo |
| BB | 3 | (3x) Last: 9/10/22 @ Wichita |
| SB | 3 | 8/22/21 @ South Bend |
| H | 4 | (4x) Last: 6/15/22 @ Lehigh Valley |
| R | 4 | 6/8/21 @ Portland |
| HR | 2 | (4x) Last: 6/21/22 vs. St. Paul |
| RBI | 5 | (2x) Last: 6/21/22 vs. St. Paul |
| BB | 4 | 4/16/22 @ Rochester |
| SB | 3 | (3x) Last: 7/6/23 @ Gwinnett |

| SO NICE, THEY DID IT TWICE (OR MORE) | MULTI-HIT GAMES | | | | | MULTI-RUN GAMES | | | | | MULTI-RBI GAMES | | | | | MULTI-BB GAMES | | | | | MULTI-K GAMES | | | | | MULTI-SB GAMES | | | | |
|---|-----------------|----|---|----|-----|-----------------|----|---|----|----|-----------------|----|---|----|-----|----------------|----|---|----|----|---------------|----|---|----|-----|----------------|---|---|----|----|
| | 2 | 3 | 4 | 5+ | T | 2 | 3 | 4 | 5+ | T | 2 | 3 | 4 | 5+ | T | 2 | 3 | 4 | 5+ | T | 2 | 3 | 4 | 5+ | T | 2 | 3 | 4 | 5+ | T |
| 19 Alexander, CJ | 6 | 3 | - | - | 9 | 6 | 1 | - | - | 7 | 4 | 1 | 1 | - | 6 | 1 | - | - | - | 1 | 15 | 1 | - | - | 16 | - | - | - | - | - |
| 45 Beaty, Matt | 2 | - | - | - | 2 | 1 | - | - | - | 1 | 2 | - | - | - | 2 | 1 | - | - | - | 1 | 1 | - | - | - | 1 | - | - | - | - | - |
| 3 Bradley, Tucker | 13 | 2 | - | - | 15 | 6 | 1 | - | - | 7 | 4 | 4 | - | - | 8 | 7 | - | - | - | 7 | 5 | - | 1 | - | 6 | 4 | - | - | - | 4 |
| 60 Briceño, José | 1 | - | - | - | 1 | - | - | - | - | - | - | - | - | - | - | - | - | - | - | - | 1 | 1 | - | - | 2 | - | - | - | - | - |
| 17 Castellano, Angelo | 8 | 3 | - | - | 11 | 7 | - | - | - | 7 | 6 | 2 | - | - | 8 | 4 | 2 | - | - | 6 | 6 | 1 | - | - | 7 | 1 | - | - | - | 1 |
| 6 Dungan, Clay | 5 | 2 | - | - | 7 | 2 | 1 | - | - | 3 | 2 | 1 | - | - | 3 | 3 | 1 | - | - | 4 | 5 | - | - | - | 5 | 1 | - | - | - | 1 |
| 24 Eaton, Nate | 10 | 3 | - | - | 13 | 3 | 2 | - | - | 5 | 5 | - | - | - | 5 | 1 | - | - | - | 1 | 9 | 2 | - | - | 11 | 1 | 1 | - | - | 2 |
| 28 Gentry, Tyler | 16 | 1 | 1 | - | 18 | 3 | 2 | - | - | 5 | 6 | 4 | 1 | 1 | 12 | 6 | 2 | - | - | 8 | 13 | 7 | - | - | 20 | - | - | - | - | - |
| 11 Hechavarria, Adeiny | 3 | 1 | - | - | 4 | 1 | - | - | - | 1 | - | 1 | 1 | - | 2 | 1 | - | - | - | 1 | 3 | - | - | - | 3 | - | - | - | - | - |
| 18 Hicklen, Brewer | 8 | 2 | - | - | 10 | 8 | 1 | - | - | 9 | 3 | 2 | - | - | 5 | 4 | - | - | - | 4 | 13 | 2 | - | - | 15 | - | - | - | - | - |
| 13 Loftin, Nick | 13 | 3 | 1 | - | 17 | 4 | - | - | - | 4 | 4 | 7 | 1 | - | 12 | - | - | - | - | - | 5 | - | - | - | 5 | - | - | - | - | - |
| 22 Palacios, Jermaine | 3 | - | - | - | 3 | - | - | - | - | - | 3 | - | - | - | - | - | - | - | - | - | 3 | 1 | 1 | - | 5 | - | - | - | - | - |
| 14 Porter, Logan | 14 | 3 | - | - | 17 | 6 | 1 | - | - | 7 | 9 | 1 | - | - | 10 | 6 | 4 | - | - | 10 | 15 | 5 | - | - | 20 | - | - | - | - | - |
| 7 Rave, John | 4 | 1 | 1 | - | 6 | 3 | - | - | - | 3 | 2 | 2 | - | - | 4 | 2 | 1 | - | - | 3 | 4 | 2 | - | - | 6 | - | - | - | - | - |
| 0 Taylor, Samad | 20 | 6 | - | - | 26 | 9 | 3 | - | - | 12 | 11 | 2 | - | - | 13 | 8 | 3 | - | - | 11 | 14 | 1 | 1 | - | 16 | 4 | 2 | 2 | - | 8 |
| Blanco, Dairon | 10 | 6 | 1 | - | 17 | 9 | 1 | - | - | 10 | 3 | 2 | - | - | 5 | 5 | 1 | - | - | 6 | 3 | 2 | - | - | 5 | 9 | 3 | 1 | - | 13 |
| Camargo, Johan | 5 | - | - | - | 5 | - | - | - | - | - | 1 | - | - | - | 1 | 3 | - | - | - | 3 | 1 | - | - | - | 1 | - | - | - | - | - |
| Fermin, Freddy | 1 | 1 | 1 | - | 3 | 3 | 1 | - | - | 4 | 1 | 1 | - | 1 | 3 | 2 | 1 | - | - | 3 | 2 | - | - | - | 2 | - | - | - | - | - |
| Garcia, Maikel | 4 | 1 | - | - | 5 | 2 | - | - | - | 2 | 2 | 2 | - | - | 4 | 3 | 1 | - | - | 4 | 2 | 1 | - | - | 3 | - | - | - | - | - |
| Isbel, Kyle | 3 | - | - | - | 3 | 1 | - | - | - | 1 | 1 | 1 | - | - | 2 | 1 | - | - | - | 1 | 1 | - | - | - | 1 | - | - | - | - | - |
| Jenista, Greyson | - | - | - | - | - | - | - | - | - | - | - | - | - | - | - | - | - | - | - | - | 2 | - | - | - | 2 | - | - | - | - | - |
| Lopez, Nicky | 1 | - | - | - | 1 | - | - | - | - | - | - | - | - | - | - | 1 | - | - | - | 1 | - | - | - | - | - | - | - | - | - | - |
| Massey, Michael | - | - | - | - | - | 1 | - | - | - | 1 | - | - | - | - | - | - | - | - | - | - | 1 | - | - | - | 1 | - | - | - | - | - |
| Pratto, Nick | - | 1 | - | - | 1 | 1 | - | - | - | 1 | 2 | - | - | - | 2 | 3 | - | - | - | 3 | 2 | 1 | - | - | 3 | - | - | - | - | - |
| Reetz, Jakson | 4 | 2 | - | - | 6 | - | - | - | - | - | 1 | - | - | 1 | 2 | 2 | - | - | - | 2 | 5 | 2 | 1 | - | 8 | - | - | - | - | - |
| Reyes, Frammil | 1 | - | - | - | 1 | 1 | - | - | - | 1 | 1 | - | - | - | 1 | - | - | - | - | - | 1 | 1 | - | - | 2 | - | - | - | - | - |
| Wallace, Paxton | 1 | 1 | - | - | 2 | - | - | - | - | - | - | - | - | - | - | 1 | - | - | - | - | 1 | - | - | - | 1 | - | - | - | - | - |
| Waters, Drew | 1 | - | 3 | - | 4 | 2 | 2 | - | - | 4 | 1 | 1 | - | - | 2 | 1 | - | - | - | 1 | 1 | 2 | - | - | 3 | - | - | - | - | - |
| | 157 | 42 | 8 | 0 | 207 | 79 | 16 | 0 | 0 | 95 | 74 | 34 | 4 | 3 | 115 | 65 | 16 | 0 | 0 | 81 | 132 | 34 | 4 | 0 | 170 | 20 | 6 | 3 | 0 | 29 |

HITTING STREAKS

| PLAYER | CURRENT | LONGEST | DATES/RESULTS | | | | | | | |
|------------------------|---------|---------|---------------|------|--------------|----|----|----|-----|-------|
| | | | START | END | AVG | 2B | 3B | HR | RBI | OPS |
| 19 Alexander, CJ | - | 5 | 4/29 | 5/6 | .278 (5-18) | 1 | 0 | 0 | 3 | .611 |
| 45 Beaty, Matt | - | 2 | 6/15 | 6/17 | .667 (4-6) | 0 | 0 | 0 | 4 | 1.417 |
| 3 Bradley, Tucker | - | 6 (3x) | 7/5 | 7/18 | .348 (8-23) | 3 | 1 | 1 | 2 | 1.096 |
| 60 Briceño, José | - | 2 (2x) | 6/30 | 7/2 | .286 (2-7) | 0 | 0 | 0 | 1 | .661 |
| 17 Castellano, Angelo | - | 3 (4x) | 7/4 | 7/6 | .545 (6-11) | 2 | 1 | 0 | 2 | 1.454 |
| 6 Dungan, Clay | 6 | 6 (3x) | 7/14 | 7/23 | .421 (8-19) | 1 | 1 | 0 | 2 | 1.055 |
| 24 Eaton, Nate | 4 | 7 | 5/28 | 6/4 | .345 (10-29) | 1 | 1 | 1 | 2 | .939 |
| 28 Gentry, Tyler | - | 5 | 4/5 | 4/9 | .350 (7-20) | 1 | 0 | 1 | 6 | .967 |
| 11 Hechavarria, Adeiny | - | 3 (2x) | 7/5 | 7/7 | .231 (3-13) | 1 | 0 | 0 | 0 | .594 |
| 18 Hicklen, Brewer | - | 8 | 6/13 | 6/22 | .375 (12-32) | 4 | 0 | 1 | 6 | 1.023 |
| 13 Loftin, Nick | - | 12 | 5/16 | 5/30 | .417 (20-48) | 4 | 0 | 3 | 18 | 1.170 |
| 22 Palacios, Jermaine | 3 | 3 | 7/7 | 7/20 | .364 (4-11) | 0 | 0 | 2 | 4 | 1.294 |
| 14 Porter, Logan | 3 | 9 | 6/20 | 7/2 | .387 (12-31) | 2 | 0 | 0 | 8 | .965 |
| 7 Rave, John | - | 9 | 6/13 | 6/25 | .406 (13-32) | 4 | 1 | 2 | 10 | 1.255 |
| 0 Taylor, Samad | - | 11 | 6/1 | 6/15 | .405 (15-37) | 4 | 0 | 2 | 6 | 1.214 |

BOLD indicates longest streak in 2023 among active players

Italics indicates longest personal streak is active

ON-BASE STREAKS

| CURRENT | LONGEST | DATES/RESULTS | | | | | | | |
|---------|---------|---------------|------|---------------|----|----|----|-----|------|
| | | START | END | AVG | 2B | HR | BB | HBP | OBP |
| - | 7 | 5/11 | 5/19 | .250 (7-28) | 2 | 3 | 3 | 0 | .313 |
| - | 4 | 6/15 | 7/20 | .333 (4-12) | 0 | 0 | 3 | 1 | .500 |
| - | 9 | 5/21 | 6/10 | .344 (11-32) | 3 | 1 | 7 | 0 | .450 |
| - | 5 | 6/18 | 7/2 | .235 (4-17) | 0 | 0 | 2 | 1 | .350 |
| 8 | 9 | 4/1 | 4/19 | .320 (8-25) | 2 | 2 | 6 | 0 | .438 |
| 6 | 18 | 5/28 | 6/29 | .316 (18-57) | 1 | 0 | 14 | 1 | .440 |
| 4 | 7 (2x) | 7/5 | 7/16 | .259 (7-27) | 1 | 2 | 3 | 0 | .323 |
| 4 | 11 | 6/7 | 6/21 | .233 (10-43) | 4 | 2 | 7 | 1 | .346 |
| 3 | 3 (3x) | 7/20 | 7/23 | .300 (3-10) | 2 | 0 | 1 | 0 | .364 |
| 6 | 16 | 6/8 | 6/30 | .312 (20-63) | 6 | 2 | 7 | 2 | .397 |
| - | 16 | 5/10 | 5/30 | .349 (22-63) | 5 | 3 | 10 | 0 | .427 |
| 3 | 3 | 7/7 | 7/20 | .364 (4-11) | 0 | 2 | 1 | 0 | .385 |
| 3 | 30 | 5/24 | 7/5 | .302 (32-106) | 5 | 1 | 24 | 2 | .433 |
| - | 20 | 6/13 | 7/9 | .351 (26-74) | 8 | 3 | 12 | 0 | .437 |
| 16 | 16 | 5/12 | 5/30 | .302 (19-63) | 6 | 2 | 12 | 2 | .429 |

Gold indicates career-best streak

PITCHES/PLATE APPEARANCE & PLATE APPEARANCE DEPTH

| PLAYER | AVG. P/PA | TOTAL PA | TOTAL P | LONGEST PA (#) | DATE | INN. | PITCHER | RESULT |
|------------------------|-----------|----------|---------|----------------|--------------|------|-------------------------|--------------------|
| 19 Alexander, CJ | 3.93 | 197 | 775 | 9 | 7/21 vs. STP | ▼ 3 | Simeon Woods Richardson | Groundout (4-3) |
| 45 Beaty, Matt | 3.73 | 22 | 82 | 8 | 6/15 vs. COL | ▼ 6 | Cade Smith | Groundout (4-3) |
| 3 Bradley, Tucker | 3.92 | 215 | 843 | 10 | 4/29 @ NAS | ▲ 3 | Robert Stock | Groundout (4-3) |
| 60 Briceño, José | 3.49 | 37 | 129 | 7 | 6/21 @ ROC | ▲ 2 | Paolo Espino | Strikeout Swinging |
| 17 Castellano, Angelo | 4.02 | 241 | 969 | 10 | 4/18 vs. GWN | ▼ 3 | Michael Soroka | Strikeout Swinging |
| 6 Dungan, Clay | 4.02 | 159 | 639 | 10 (2x) | 6/2 vs. MEM | ▼ 10 | Jake Walsh | Walk |
| 24 Eaton, Nate | 3.94 | 179 | 705 | 10 (2x) | 7/5 @ GWN | ▲ 9 | Roel Ramirez | Groundout (5-3) |
| 28 Gentry, Tyler | 4.17 | 384 | 1,601 | 12 | 6/7 @ IND | ▲ 9 | Cody Bolton | Walk |
| 11 Hechavarria, Adeiny | 3.76 | 92 | 346 | 10 | 7/15 vs. IND | ▼ 4 | John O'Reilly | Walk |
| 18 Hicklen, Brewer | 3.82 | 218 | 833 | 10 | 6/3 vs. MEM | ▼ 5 | Zack Thompson | Strikeout Swinging |
| 13 Loftin, Nick | 3.41 | 227 | 774 | 9 | 7/15 vs. IND | ▼ 7 | Manuel Rodriguez | Popout, P3 |
| 22 Palacios, Jermaine | 3.88 | 57 | 221 | 9 | 7/4 @ GWN | ▲ 3 | Nolan Kingham | Strikeout Swinging |
| 14 Porter, Logan | 4.06 | 320 | 1,299 | 9 | 6/15 vs. COL | ▼ 6 | Cade Smith | Strikeout Looking |
| 7 Rave, John | 4.23 | 125 | 529 | 8 | 7/5 @ GWN | ▲ 1 | Justus Sheffield | Strikeout Swinging |
| 0 Taylor, Samad | 4.11 | 335 | 1,378 | 9 (2x) | 7/7 @ GWN | ▲ 4 | Jared Shuster | Groundout (6-3) |
| | 3.96 | 2,808 | 11,123 | | | | | |

PINCH-HITTING LOG (17)

| # | DATE | INNING | PINCH HITTER | HITTING FOR | RESULT |
|-----|--------------------|--------|-------------------|--------------------|------------------------|
| 1. | 4/5 vs. Toledo | ▼ 9 | CJ Alexander | Angelo Castellano | Fielder's Choice (4-6) |
| 2. | 4/14 @ Iowa | ▲ 8 | Tucker Bradley | Angelo Castellano | 2-RBI Double |
| 3. | 4/18 vs. Gwinnett | ▼ 9 | Tucker Bradley | Angelo Castellano | Strikeout Looking |
| 4. | 4/29 @ Nashville | ▲ 8 | Logan Porter | CJ Alexander | Strikeout Swinging |
| 5. | 5/7 vs. Louisville | ▼ 9 | CJ Alexander | Angelo Castellano | Groundout (4-3) |
| 6. | 5/10 @ Scranton/WB | ▲ 8 | CJ Alexander | Angelo Castellano | Strikeout Swinging |
| 7. | 5/12 @ Scranton/WB | ▲ 8 | Brewer Hicklen | Tucker Bradley | Flyout (F9) |
| 8. | 5/20 vs. Toledo | ▼ 9 | Tucker Bradley | Angelo Castellano | Strikeout Swinging |
| 9. | 5/27 @ St. Paul | ▲ 7 | Clay Dungan | Samad Taylor | Groundout, 6-3 |
| 10. | 6/28 vs. Iowa | ▼ 9 | Paxton Wallace | Adeiny Hechavarria | Strikeout Swinging |
| 11. | 7/3 vs. Iowa | ▼ 9 | Angelo Castellano | Jermaine Palacios | Strikeout Swinging |
| 12. | 7/4 @ Gwinnett | ▲ 8 | Samad Taylor | José Briceño | Strikeout Looking |
| 13. | 7/6 @ Gwinnett | ▲ 9 | Brewer Hicklen | Angelo Castellano | Flyout (F9) |
| 14. | 7/20 vs. St. Paul | ▼ 9 | John Rave | Jermaine Palacios | Strikeout Looking |
| 15. | 7/20 vs. St. Paul | ▼ 9 | CJ Alexander | Angelo Castellano | Flyout (F7) |
| 16. | 7/21 vs. St. Paul | ▼ 8 | Nick Loftin | Tucker Bradley | Strikeout Swinging |
| 17. | 7/22 vs. St. Paul | ▼ 8 | Clay Dungan | José Briceño | RBI Single |

Omaha Pinch Hitters: 2-for-17, 2B, 3 RBI, 9 K

Most-Used Pinch Hitter:
CJ Alexander (4x)Most Frequently Pinch-Hit For:
Angelo Castellano (8x)

PITCH TIMER VIOLATIONS CALLED ON OMAHA HITTERS (7)

| DATE | INNING | UMPIRE | HITTER | COUNT AT CALL | BATTER RESULT (COUNT) |
|-----------------------------|--------|-------------------|------------------------|---------------|-----------------------|
| 1. April 12 @ Iowa | ▲ 9 | Tom Hanahan | Samad Taylor (1) | 0-1 | Single (0-2) |
| 2. June 3 vs. Memphis | ▼ 8 | Cody Clark | Johan Camargo (1) | 0-0 | Strikeout (0-2) |
| 3. June 6 @ Indianapolis | ▲ 1 | Lew Williams | Dairon Blanco (1) | 0-2 | Strikeout (0-3) |
| 4. June 20 @ Rochester | ▲ 9 | Steven Jaschinski | Tyler Gentry (1) | 0-0 | Strikeout (0-2) |
| 5. June 24 @ Rochester | ▲ 3 | Chris Marco | José Briceño (1) | 0-0 | Strikeout (2-2) |
| 6. June 24 @ Rochester | ▲ 8 | Chris Marco | Adeiny Hechavarria (1) | 0-0 | Walk (3-2) |
| 7. July 15 vs. Indianapolis | ▼ 1 | Austin Jones | John Rave (1) | 0-0 | Strikeout (0-2) |

PITCHING

| | |
|---------------------------|-------|
| vs. Left-Handed Starter | 13-16 |
| vs. Right-Handed Starter | 33-30 |
| WITH Left-Handed Starter | 24-22 |
| WITH Right-Handed Starter | 22-24 |
| 0-4 strikeouts | 2-1 |
| 5-9 strikeouts | 25-30 |
| 10+ strikeouts | 19-15 |
| 0 runs of support | 2-14 |
| 1-2 runs of support | 12-19 |
| 3-4 runs of support | 16-9 |
| 5-9 runs of support | 13-4 |
| 10+ runs of support | 2-0 |

SCORING

| | |
|------------------------|---------------|
| 1-Run Games | 8-13 |
| 2-Run Games | 10-5 |
| 3-4-Run Games | 13-11 |
| 5+ Run Games | 15-17 |
| Extra Innings | 2-2 |
| Shutouts | 2-1 |
| Doubleheaders | 1-1 (1 SPLIT) |
| Scoring 0-2 Runs | 2-17 |
| 3-5 Runs | 9-19 |
| 6-9 Runs | 24-9 |
| 10+ Runs | 11-1 |
| Opponent 0-2 Runs | 17-0 |
| 3-5 Runs | 18-11 |
| 6-9 Runs | 11-26 |
| 10+ Runs | 0-9 |
| Scored in 1st Inning | 20-11 |
| Opponent scored in 1st | 19-18 |
| Scores first | 27-20 |
| Opponent scores first | 19-26 |

HITTING

| | |
|-------------------------------------|-------|
| Omaha 0-5 hits | 4-13 |
| 6-9 hits | 12-20 |
| 10+ hits | 30-13 |
| Opponent 0-5 hits | 9-3 |
| 6-9 hits | 25-16 |
| 10+ hits | 12-27 |
| Out-hit opponent | 33-11 |
| Out-hit by opponent | 9-31 |
| Hits are tied | 4-4 |
| Hit 0 home runs | 13-18 |
| 1 home run | 15-19 |
| 2 home runs | 8-6 |
| 3+ home runs | 10-3 |
| Opponent hit 0 home runs | 19-6 |
| 1 home run | 15-16 |
| 2 home runs | 9-12 |
| 3+ home runs | 3-12 |
| Leave 0-5 runners on base | 10-17 |
| 6-9 on base | 28-20 |
| 10+ on base | 8-9 |
| Opponent leaves 0-5 runners on base | 7-12 |
| 6-9 on base | 24-28 |
| 10+ on base | 15-6 |
| Steals 0 bases | 11-19 |
| 1 base | 5-9 |
| 2 bases | 13-10 |
| 3+ bases | 17-8 |
| Opponent steals 0 bases | 20-19 |
| 1 base | 16-12 |
| 2 bases | 8-7 |
| 3+ bases | 2-8 |

FIELDING

| | |
|------------------------|-------|
| Turned 0 double plays | 18-17 |
| 1 double play | 17-18 |
| 2 double plays | 6-9 |
| 3+ double plays | 5-2 |
| Made 0 errors | 32-16 |
| 1 error | 9-22 |
| 2 errors | 3-5 |
| 3+ errors | 2-3 |
| Opponent made 0 errors | 20-24 |
| 1 error | 15-14 |
| 2 errors | 7-7 |
| 3+ errors | 4-1 |

TEAM HIGHS

| | | |
|--|-------------------|--|
| LONGEST WIN STREAK * | 11 Games | June 6 - June 18 |
| LONGEST LOSING STREAK | 5 Games (2x) | Last: July 2 - July 6 |
| LONGEST HOME WINNING STREAK | 6 Games | June 13 - June 18 |
| LONGEST HOME LOSING STREAK | 3 Games (3x) | Last: June 13 - June 15 |
| LONGEST ROAD WINNING STREAK | 5 Games (2x) | Last: June 6 - June 10 |
| LONGEST ROAD LOSING STREAK | 3 Games | July 4 - July 6 |
| LARGEST MARGIN OF VICTORY | 11 Runs | 4/1 @ Indianapolis (12-1 Win) |
| LARGEST MARGIN OF DEFEAT | 13 Runs (2x) | Last: 5/27 @ St. Paul (14-1 Loss) |
| LONGEST GAME, INNINGS | 11 Innings | 5/11 @ Scranton/Wilkes-Barre (4-3 Win) |
| LONGEST GAME, TIME | 3:23 | 6/2 vs. Memphis (10-9 Win, 10 Innings) |
| LONGEST 9-INNING GAME, TIME | 3:17 | 6/8 @ Indianapolis (15-7 Win) |
| SHORTEST 9-INNING GAME, TIME | 2:00 | 7/18 vs. St. Paul (1-9 Win) |
| SHORTEST GAME, TIME | 1:46 | 7/2 vs. Iowa, G2 (6-2 Loss) |
| LARGEST COMEBACK WIN | 6 Runs, After 4th | 5/6 vs. Louisville (11-9 Win) |
| LARGEST MARGIN OF LEAD SURRENDERED (LOSS) | 5 Runs, After 7th | 6/4 vs. Memphis (6-5 Loss) |
| MOST ERRORS, TEAM | 3 (5x) | Last: 5/27 @ St. Paul (14-1 Loss) |
| MOST ERRORS, PLAYER | 3 | Angelo Castellano |
| LARGEST CROWD, HOME | 9,023 | 5/27 @ St. Paul (14-1 Loss) |
| LARGEST CROWD, ROAD | 10,067 | 7/4 @ Gwinnett (3-1 Loss) |
| WARMEST FIRST PITCH | 89 Degrees | 6/29 vs. Iowa (8-3 Win) |
| COLDEST FIRST PITCH | 35 Degrees | 4/5 vs. Toledo (7-6 Loss) |

OFFENSIVE HIGHS

| | | |
|--|----------------|---|
| MOST RUNS SCORED, GAME | 16 | 5/17 vs. Toledo (16-8 Win) |
| MOST RUNS SCORED, INNING | 10, 5th Inning | 6/8 @ Indianapolis (15-7 Win) |
| MOST CONSECUTIVE INNINGS SCORED | 5 (2x) | Last: 4th-8th Innings, 5/17 vs. Toledo (16-8 Win) |
| FEWEST HITS, GAME | 2 | 5/20 vs. Toledo (4-1 Loss) |
| MOST HITS, GAME | 18 | 5/17 vs. Toledo (16-8 Win) |
| MOST DOUBLES, GAME | 7 | 5/17 vs. Toledo (16-8 Win) |
| MOST TRIPLES, GAME | 2 | 7/6 @ Gwinnett (9-6 Loss) |
| MOST HOME RUNS, GAME | 4 (3x) | Last: 5/21 vs. Toledo (8-6 Win) |
| MOST EXTRA-BASE HITS, GAME | 10 | 5/17 vs. Toledo (16-8 Win) |
| MOST RBI, GAME | 15 (2x) | Last: 6/8 @ Indianapolis (15-7 Win) |
| MOST RUNNERS LOB, GAME | 15 | 5/16 vs. Toledo (9-2 Loss) |
| MOST TOTAL BASES, GAME | 34 | 5/17 vs. Toledo (16-8 Win) |
| MOST WALKS, GAME | 11 (2x) | Last: 6/8 @ Indianapolis (15-7 Win) |
| FEWEST STRIKEOUTS, GAME | 2 | Last: 6/9 @ Indianapolis (6-2 Win) |
| MOST STRIKEOUTS, GAME | 16 | 5/20 vs. Toledo (4-1 Loss) |
| FEWEST STRIKEOUTS, GAME | 3 (2x) | Last: 7/19 vs. St. Paul (9-4 Loss) |
| MOST STOLEN BASES, GAME | 7 | 5/26 @ St. Paul (6-4 Win) |
| MOST HIT BY PITCHES | 4 | 5/6 vs. Louisville (11-9 Win) |

INDIVIDUAL OFFENSIVE HIGHS

| | | |
|---|---------|---|
| MOST RUNS, GAME | 3 (16x) | Last: Logan Porter, 7/15 vs. Indianapolis (8-3 Win) |
| MOST HITS, GAME | 4 (8x) | Last: John Rave, 6/18 vs. Columbus (6-4 Win) |
| MOST DOUBLES, GAME | 2 (15x) | Last: Tucker Bradley, 7/23 vs. St. Paul (3-1 Win) |
| MOST TRIPLES, GAME | 1 (17x) | Last: Clay Dungan, 7/23 vs. St. Paul (3-1 Win) |
| MOST HOME RUNS, GAME | 2 (5x) | Last: Brewer Hicklen, 7/14 vs. Indianapolis (13-5 Loss) |
| MOST TOTAL BASES, GAME | 13 | Drew Waters, 5/21 vs. Toledo (8-4 Win) |
| MOST RBI, GAME | 6 | Freddy Fermin, 4/8 vs. Toledo (13-8 Win) |
| MOST WALKS, GAME | 3 (14x) | Last: Samad Taylor, 7/7 @ Gwinnett (7-1 Win) |
| MOST STRIKEOUTS, GAME | 4 (4x) | Last: Jermaine Palacios, 6/22 @ Rochester (8-4 Win) |
| MOST STOLEN BASES, GAME ^ | 4 (3x) | Last: Samad Taylor, 7/5 @ Gwinnett (8-7 Loss, 10 Innings) |
| MOST HIT BY PITCHES, GAME | 2 (2x) | Last: Dairon Blanco, 5/25 @ St. Paul (8-6 Loss) |
| MOST SACRIFICE FLIES, GAME | 2 (2x) | Last: Samad Taylor, 4/30 @ Nashville (10-6 Win) |
| MOST DOUBLE PLAYS GROUNDING INTO, GAME | 2 (4x) | Last: Brewer Hicklen, 5/28 @ St. Paul (10-6 Loss) |

PITCHING HIGHS

| | | |
|---------------------------------------|---------------|---|
| MOST RUNS ALLOWED, GAME | 14 (3x) | Last: 5/27 @ St. Paul (14-1 Loss) |
| MOST RUNS ALLOWED, INNING | 9, 7th Inning | 5/28 @ St. Paul (10-6 Loss) |
| FEWEST HITS ALLOWED, GAME | 2 | 7/18 vs. St. Paul (1-9 Win) |
| MOST HITS ALLOWED, GAME | 18 | 5/9 @ Scranton/Wilkes-Barre (14-2 Loss) |
| MOST TOTAL BASES ALLOWED, GAME | 34 (2x) | Last: 5/9 @ Scranton/Wilkes-Barre (14-2 Loss) |
| FEWEST STRIKEOUTS, GAME | 3 | 4/18 vs. Gwinnett (4-1 Loss) |
| MOST STRIKEOUTS, GAME | 15 | 5/11 @ Scranton/Wilkes-Barre (11 Innings) |
| FEWEST WALKS ALLOWED, GAME | 0 (2x) | Last: 7/23 vs. St. Paul (3-1 Win) |
| MOST WALKS ALLOWED, GAME | 12 | 6/28 vs. Iowa (9-2 Loss) |
| MOST HOME RUNS ALLOWED, GAME | 6 (2x) | Last: 5/31 vs. Memphis (9-4 Loss) |
| MOST WILD PITCHES | 4 (2x) | Last: 7/19 vs. St. Paul (9-4 Loss) |
| MOST HIT BATTERS * | 5 | 7/19 vs. St. Paul (9-4 Loss) |

INDIVIDUAL PITCHING HIGHS

| | | |
|--|-----------------------|---|
| MOST RUNS ALLOWED, GAME | 11, Jonathan Heasley | 4/13 @ Iowa (14-1 Loss) |
| MOST EARNED RUNS ALLOWED, GAME ^ | 1, Jonathan Heasley | 4/13 @ Iowa (14-1 Loss) |
| FEWEST HITS ALLOWED, GAME (STARTER) | 1 (5x) | Last: Brad Keller (2.0 IP), 7/2 vs. Iowa, G1 (11-1 Win) |
| MOST HITS ALLOWED, GAME | 11, Jonathan Heasley | 5/2 vs. Toledo (8-6 Win) |
| MOST HOME RUNS ALLOWED, GAME ^ | 5 (2x) | Last: Austin Cox, 5/31 vs. Memphis (9-4 Loss) |
| MOST STRIKEOUTS | 9, Ryan Yarbrough | 6/29 vs. Iowa (8-3 Win) |
| MOST CONSECUTIVE STRIKEOUTS | 5, Ryan Yarbrough | 6/29 vs. Iowa (8-3 Win) |
| MOST WALKS ALLOWED, GAME | 5 (2x) | Last: Jonathan Heasley, 6/18 vs. Columbus (6-4 Win) |
| MOST HIT BATTERS, GAME | 3, Jonah Dipoto | 7/19 vs. St. Paul (9-4 Loss) |
| MOST WILD PITCHES, GAME | 3, Jackson Kowar | 7/19 vs. St. Paul (9-4 Loss) |
| MOST INNINGS PITCHED, STARTER | 7.0, Jonathan Heasley | 4/19 vs. Gwinnett (6-2 Loss) |
| MOST PITCHES THROWN, STARTER | 104, Jonathan Heasley | 4/25 @ Nashville (8-3 Loss) |
| MOST INNINGS PITCHED, RELIEVER | 4.1 (2x) | Last: Jonathan Bowlan, 7/2 vs. Iowa, G1 (11-1 Win) |
| MOST PITCHES THROWN, RELIEVER | 94, Jonathan Bowlan | 7/2 vs. Iowa, G1 (11-1 Win) |

^ Indicates Storm Chasers Record Tied

* Indicates Storm Chasers Record Set

STATCAST LEADERS (TOP 10)

| LONGEST MEASURED HOMER DISTANCE | | | HIGHEST BATTED BALL EXIT VELOCITY | | | HIGHEST PITCH VELOCITY | | | HIGHEST PITCH SPIN RATE | | |
|---------------------------------|--|--------------|-----------------------------------|---------------------------------------|--------------|------------------------|-----------------------------------|--------------|-------------------------|--|--------------|
| Player | Distance (Pitcher) | Date | Player | Exit Velo (Batted Ball Type) | Date | Player | Pitch Velo (Pitch Result) | Date | Player | Spin Rate (Pitch Type) | Date |
| Tyler Gentry | 471 (2-Run off Connor Thomas) | 5/30 vs. MEM | CJ Alexander | 115.3 (Double vs. Reese Olson) | 4/7 vs. TOL | Will Klein | 100.7 (Richie Martin, Foul Ball) | 6/21 @ ROC | Josh Dye | 3,329 (81.2MPH Changeup vs. Joe Hudson) | 4/21 vs. GWN |
| Dairon Blanco | 455 (Solo off Simeon Woods Richardson) | 5/23 @ STP | Drew Waters | 111.8 (Double vs. Sam Clay) | 5/19 vs. TOL | Will Klein | 100.3 (Jake Slaughter, Strikeout) | 7/3 vs. IOW | Jon Heasley | 3,090 (93.8MPH 45-Fastball vs. Abraham Toro) | 4/30 @ NAS |
| Brewer Hicklen | 443 (3-Run off Miguel Diaz) | 5/18 vs. TOL | Brewer Hicklen | 111.7 (Single vs. Kent Emanuel) | 6/9 @ IND | Will Klein | 100.2 (Richie Martin, Foul Ball) | 6/21 @ ROC | Josh Staumont | 3,058 (81.0MPH Curveball vs. Miguel Andujar) | 3/31 @ IND |
| Nick Loftin | 433 (3-Run off Brent Headrick) | 5/24 @ STP | Jose Briceño | 111.5 (Groundout vs. Jared Jones) | 7/16 vs. IND | Will Klein | 100.2 (Zack Collins, Strikeout) | 6/14 vs. COL | Jonah Dipoto | 3,028 (82.2MPH Slider vs. Vaughn Grissom) | 7/4 @ GWN |
| Tyler Gentry | 431 (3-Run off Hunter Stratton) | 6/10 @ IND | CJ Alexander | 110.6 (Lineout vs. Cody Bolton) | 6/10 @ IND | Will Klein | 99.9 (Matt Mervis, Strikeout) | 7/3 vs. IOW | Jonah Dipoto | 3,010 (80.5MPH Curveball vs. Kramer Robertson) | 5/31 vs. MEM |
| Brewer Hicklen | 428 (2-Run off Juan Minaya) | 7/14 vs. IND | Brewer Hicklen | 110.4 (Double vs. Robert Gasser) | 4/30 @ NAS | Will Klein | 99.7 (Alex Call, Single) | 6/25 @ ROC | Jonah Dipoto | 3,008 (80.8MPH Slider vs. Masyn Winn) | 5/31 vs. MEM |
| Freddy Fermin | 428 (2-Run off Ashton Goudeau) | 4/8 vs. TOL | CJ Alexander | 109.9 (Home vs. Mitch Spence) | 5/14 @ SWB | Will Klein | 99.3 (Mark Contreras, Lineout) | 7/19 vs. STP | Jonah Dipoto | 3,004 (81.1MPH Slider vs. Ivan Herrera) | 5/31 vs. MEM |
| Brewer Hicklen | 426 (Solo off Ryan Loutos) | 6/1 vs. MEM | Dairon Blanco | 109.6 (Double Play vs. Kervin Castro) | 4/7 vs. TOL | Will Klein | 99.3 (Richie Martin Foul Ball) | 6/25 @ ROC | Jonah Dipoto | 3,004 (80.0MPH Curveball vs. Ivan Herrera) | 5/31 vs. MEM |
| Johan Camargo | 426 (Solo off Randy Dobnak) | 5/27 @ STP | Brewer Hicklen | 109.5 (Home vs. D.J. Snelten) | 5/14 @ SWB | Will Klein | 99.3 (Alex Call, Single) | 6/21 @ ROC | Jonah Dipoto | 3,002 (80.8MPH Slider vs. Luken Baker) | 6/2 vs. MEM |
| Jakson Reetz | 426 (Solo off Andrew Abbott) | 5/7 vs. LOU | Brewer Hicklen | 109.4 Groundout vs. Tyler Chatwood) | 6/10 @ IND | Jakson Kowar | 99.3 (Justin Dean, Ball) | 4/18 vs. GWN | Drew Parrish | 3,000 (86.7MPH Sinker vs. Nick Solak) | 4/22 vs. GWN |

THE LAST TIME OMAHA...

THREW A PERFECT GAME.....
THREW A 9-INNING NO-HITTER.....6/20/1988 vs. Columbus (Luis Aquino, 2-0 win)
THREW A 7-INNING NO-HITTER.....7/13/1990 @ Iowa [G1] (Gene Walter, 3-0 win)
THREW A COMBINED NO-HITTER.....4/17/1997 vs. Oklahoma City (Jim Converse and Allen McMill, 2-0 win)

THREW A COMBINED 1-HITTER (9 Innings).....8/26/2019 vs. Nashville (5-0 Win)
Pitchers: Arnaldo Hernandez (8.0 IP), Gabe Speier (1.0 IP)
THREW A COMBINED 1-HITTER (7 Innings).....7/18/2023 vs. St. Paul (1-0 Win)
Pitchers: Anthony Veneziano (5.0 IP), James McArthur (2.2 IP) & Walter Pennington (1.1 IP)

THREW A COMBINED 2-HITTER (9 Innings).....7/18/2023 vs. St. Paul (1-0 Win)
Pitchers: Anthony Veneziano (5.0 IP), James McArthur (2.2 IP) & Walter Pennington (1.1 IP)
THREW A COMBINED 2-HITTER (7 Innings).....June 7, 2017 vs. Nashville (4-0 Loss)
GOT NO-HIT (9 INNINGS).....Pitchers: Chris Smith, Sean Doolittle, Tucker Healy and Simon Castro,
GOT NO-HIT (LESS THAN 9 INNINGS).....8/15/2021 vs. Iowa (10-0 Loss)
GOT 1-HIT.....5/20/2023 vs. Toledo (4-1 Loss)
GOT 2-HIT.....

THREW A COMBINED 9-INNING SHUTOUT.....7/18/2023 vs. St. Paul (1-0 Win)
Pitchers: Anthony Veneziano (5.0 IP), James McArthur (2.2 IP) & Walter Pennington (1.1 IP)
THREW SHUTOUTS IN 3 STRAIGHT GAMES.....8/7/2018 vs. Salt Lake and 8/9 and 8/10/2018 @ Round Rock (5-0, 9-0, 2-0)
THREW BACK-TO-BACK SHUTOUTS.....8/9 and 8/10/2018 @ Round Rock (9-0 Win & 2-0 Win)
GOT SHUT OUT (9 INNINGS).....4/26/2023 @ Nashville (5-0 Loss)
GOT SHUT OUT IN BACK-TO-BACK GAMES.....7/23 and 7/24/2022 vs. Iowa (10-0 Loss, 7-0 Loss)
GOT SHUT OUT IN 3 STRAIGHT GAMES.....N/A (Since 2005)
GOT SHUT OUT (LESS THAN 9 INNINGS).....5/28, 2022 @ Louisville [G2] (3-0 Loss)

HAD A 11-GAME WINNING STREAK.....June 6 to June 18, 2023
HAD A 10-GAME WINNING STREAK.....June 5 to June 16, 2012
HAD A 9-GAME WINNING STREAK.....May 22 to June 1, 2021
HAD A 8-GAME WINNING STREAK.....May 23 to May 30, 2010
HAD A 7-GAME WINNING STREAK.....July 21 to July 26, 2015
HAD A 6-GAME WINNING STREAK.....August 25 to August 31, 2021
LOST 10 GAMES IN A ROW.....August 6 to August 16, 2006
LOST 8 GAMES IN A ROW.....June 6 to June 14, 2016
LOST 7 GAMES IN A ROW.....April 20 to April 28, 2019
LOST 6 GAMES IN A ROW.....May 4 to May 9, 2018

STRUCK OUT 19+ OPPOSING HITTERS.....5/6/2021 vs. St. Paul (19)
STRUCK OUT 17+ OPPOSING HITTERS.....5/6/2021 vs. St. Paul (19)
STRUCK OUT 15+ OPPOSING HITTERS.....5/11/2023 @ Scranton/Wilkes-Barre (15)
STRUCK OUT 10+ OPPOSING HITTERS.....7/21/2023 vs. St. Paul (10)

SCORED 20+ RUNS IN ONE GAME.....7/4/2022 vs. Toledo (20)
SCORED 15+ RUNS IN ONE GAME.....6/8/2023 @ Indianapolis (15)
SCORED 10+ RUNS IN ONE GAME.....7/3/2023 vs. Iowa, G1 (11)
ALLOWED 20+ RUNS IN ONE GAME.....9/11/2021 @ St. Paul (21)
ALLOWED 15+ RUNS IN ONE GAME.....9/11/2022 vs. Indianapolis (19)
ALLOWED 10+ RUNS IN ONE GAME.....7/16/2023 vs. Indianapolis (11)

HAD 27+ HITS IN ONE GAME.....7/4/2022 vs. Toledo (27)
HAD 25+ HITS IN ONE GAME.....7/4/2022 vs. Toledo (27)
HAD 20+ HITS IN ONE GAME.....7/4/2022 vs. Toledo (27)
HAD 15+ HITS IN ONE GAME.....7/3/2023 vs. Iowa, G1 (16)
HAD 10+ HITS IN ONE GAME.....7/21/2023 vs. St. Paul (10)
ALLOWED 22+ HITS IN ONE GAME.....8/2/2019 @ Reno (23)
ALLOWED 20+ HITS IN ONE GAME.....8/2/2019 @ Reno (23)
ALLOWED 15+ HITS IN ONE GAME.....5/27/2023 @ St. Paul (16)
ALLOWED 10+ HITS IN ONE GAME.....7/20/2023 vs. St. Paul (10)

WALKED 14+ TIMES IN ONE GAME.....4/14/2022 vs. Louisville (14)
WALKED 10+ TIMES IN ONE GAME.....6/10/2023 @ Indianapolis (10)
WALKED 8+ TIMES IN ONE GAME.....7/7/2023 @ Gwinnett (8)
ALLOWED 13+ WALKS IN ONE GAME.....5/8/2007 vs. Sacramento (13)
ALLOWED 10+ WALKS IN ONE GAME.....7/19/2023 vs. St. Paul (11)
ALLOWED 8+ WALKS IN ONE GAME.....7/19/2023 vs. St. Paul (11)

HIT 9+ HOME RUNS IN A GAME.....7/3/2022 vs. Toledo (9)
HIT 7+ HOME RUNS IN A GAME.....7/3/2022 vs. Toledo (9)
HIT 5+ HOME RUNS IN A GAME.....7/3/2022 vs. Toledo (9)
HIT 3+ HOME RUNS IN A GAME.....7/15/2023 vs. Indianapolis (3)
ALLOWED 7+ HOME RUNS IN A GAME.....9/5/2021 vs. Toledo (7)
ALLOWED 5+ HOME RUNS IN A GAME.....5/31/2023 vs. Memphis (6)
ALLOWED 3+ HOME RUNS IN A GAME.....7/22/2023 vs. St. Paul (4)

HAD 2 PLAYERS HIT 2 HOME RUNS IN A GAME.....Nate Eaton & Roman Quinn, 7/4/2022 vs. Toledo (20-6 win)
HIT BACK-TO-BACK HOME RUNS.....4/5/2023 vs. Toledo, 6th inning (7-6 loss)
Tyler Gentry (3-run) & Logan Porter (solo)
HIT 3 STRAIGHT HOME RUNS.....5/21/2021 @ Iowa, 9th Inning (9-8 loss)
Anderson Miller (2-run), Sebastian Rivero (solo), Gabriel Cancel (solo)

SCORED 10+ RUNS IN AN INNING.....10 Runs, 5th Inning - 6/8/2023 @ Indianapolis (15-7 win)
SCORED 7+ RUNS IN AN INNING.....7 Runs, 4th Inning - 6/17/2023 vs. Columbus (13-4 win)
SCORED 5+ RUNS IN AN INNING.....5 Runs, 6th Inning - 7/7/2023 @ Gwinnett (7-1 win)
SCORED 5+ RUNS IN AN EXTRA INNING.....6 Runs, 11th Inning - 8/3/2021 @ Columbus (11-7 win)
ALLOWED 10+ RUNS IN AN INNING.....10 Runs, 6th Inning - 7/16/2012 vs. Oklahoma City (16-6 loss)
ALLOWED 7+ RUNS IN AN INNING.....8 Runs, 6th Inning - 7/9/2023 @ Gwinnett (8-1 loss)
ALLOWED 5+ RUNS IN AN INNING.....6 Runs, 5th Inning - 7/16/2023 vs. Indianapolis (11-4 loss)
ALLOWED 5+ RUNS IN AN EXTRA INNING.....6 Runs, 12th Inning - 7/7/2017 vs. Colorado Springs (8-4 loss)

WON A GAME BY 15+ RUNS.....14 Runs - 7/4/2023 vs. Toledo (20-6 win)
WON A GAME BY 10+ RUNS.....10 Runs - 7/3/2022 vs. Iowa, G1 (11-1 win)
LOST A GAME BY 15+ RUNS.....16 Runs - 9/11/2022 vs. Indianapolis, (19-3 loss)
LOST A GAME BY 10+ RUNS.....13 Runs - 5/27/2023 @ St. Paul (14-1 loss)

SCORED 12+ RUNS IN CONSECUTIVE GAMES.....9/25/2021 and 9/26/2021 vs. Indianapolis (12-3 Win & 17-12 loss)
SCORED 10+ RUNS IN CONSECUTIVE GAMES.....6/26/2022 vs. Columbus & 6/28/2022 @ St. Paul (17-4 Win, 11-2 win)
SCORED JUST ONE RUN WITHOUT AN RBI.....5/4/2019 vs. Iowa (6-1 loss)
SCORED MULTIPLE RUNS WITHOUT AN RBI.....4/30/2018 @ Iowa (10-3 loss)
SCORED MORE RUNS THAT RECORDED HITS.....6/14/2023 vs. Columbus (6-1 win, 6 runs on 5 hits)

TURNED 6 DOUBLE PLAYS IN ONE GAME.....8/25/08 vs. New Orleans
TURNED 5 DOUBLE PLAYS IN ONE GAME.....4/1/2023 @ Indianapolis
TURNED 4 DOUBLE PLAYS IN ONE GAME.....5/9/2023 @ Scranton/Wilkes-Barre
TURNED 3+ DOUBLE PLAYS IN ONE GAME.....6/16/2023 vs. Columbus (3)
TURNED A TRIPLE PLAY.....5/13/2023 @ Scranton/WB, 5th Inning (8-6 loss)
6-4-3-5 (Fielders: Angelo Castellano to Samad Taylor to CJ Alexander to Nick Loftin) Batter: Ben Rortvedt
HIT INTO A TRIPLE PLAY.....7/9/2023 @ Gwinnett, Adeiny Hechavarria, 7th Inning (8-1 loss)
5-4-3 (Fielders: Daniel Robertson to Vaughn Grissom to Joe Dunand)

COMMITTED 6 ERRORS.....5/10/2012 @ Sacramento
COMMITTED 5 ERRORS.....4/16/2006 @ Memphis
COMMITTED 4 ERRORS.....6/29/2022 @ St. Paul
COMMITTED 3+ ERRORS.....5/27/2023 @ St. Paul (3)

EVERY STORM CHASER IN THE STARTING LINEUP HAD A HIT.....6/29/2023 vs. Iowa
EVERY STORM CHASER IN THE STARTING LINEUP SCORED A RUN.....6/17/2023 vs. Columbus
EVERY STORM CHASER IN THE STARTING LINEUP HAD A HIT AND SCORED A RUN.....
LINEUP BATTED AROUND TWICE IN ONE GAME.....3rd and 4th Innings - 6/17/2023 vs. Columbus

WON ON THE LAST AT-BAT OF THE GAME (WALK-OFF WIN).....7/21/2023 vs. St. Paul (5-4 Win, 9 innings)
LOST ON THE LAST AT-BAT OF THE GAME (WALK-OFF LOSS).....7/5/2023 @ Gwinnett (8-6 Loss, 10 innings)
PLAYED BACK-TO-BACK EXTRA-INNING GAMES.....7/2 and 7/3/2019 @ Round Rock (7-6 Loss & 9-8 Loss, both 10 innings)

WON BOTH GAMES OF A DOUBLEHEADER.....8/22/2022 vs. Scranton/Wilkes-Barre (9-4 Win & 12-10 Win)
PITCHED SHUTOUTS IN BOTH GAMES OF A DOUBLEHEADER.....N/A (Since 2005)
LOST BOTH GAMES OF A DOUBLEHEADER.....8/29/2018 vs. Colorado Springs (3-2 Loss & 7-0 Loss)
SHUT OUT IN BOTH GAMES OF A DOUBLEHEADER.....6/2/2013 vs. Memphis (7-0 Loss, 5-0 Loss)

OPPOSING HITTER HAD A 3-HOMER GAME.....Christian Encarnacion-Strand, 5/4/2023 vs. Louisville
OPPOSING HITTER HIT FOR THE A CYCLE.....Matt McClain, 5/4/2023 vs. Louisville

THE LAST TIME AN OMAHA HITTER...

HAD 6 HITS IN ONE GAME.....Matt Diaz, 7/27/2005 @ Portland
HAD 5 HITS IN ONE GAME.....Dairon Blanco, 9/15/2022 @ Columbus
HAD 4 HITS IN ONE GAME.....John Rave, 6/18/2023 vs. Columbus
HAD 3 HITS IN ONE GAME.....Samad Taylor, 7/21/2023 vs. St. Paul

HIT 2 HOME RUNS IN ONE GAME.....Ryan McBroom, 6/13/2021 @ St. Paul
HIT 3 HOME RUNS IN ONE GAME.....Brewer Hicklen, 7/14/2023 vs. Indianapolis
HIT 2 TRIPLES IN ONE GAME.....Angel Franco, 5/6/2016 @ Iowa
HAD 4 DOUBLES IN ONE GAME.....Jordan Parraz, 5/18/2010 @ Las Vegas
HIT 3 DOUBLES IN ONE GAME.....Dairon Blanco, 9/15/2022 @ Columbus
HIT 2 DOUBLES IN ONE GAME.....Tucker Bradley, 7/23/2023 vs. St. Paul
HIT 2 SACRIFICE FLIES IN ONE GAME.....Samad Taylor, 4/30/2023 @ Nashville

HIT A GRAND SLAM.....Adeiny Hechavarria, 6/22/2023 @ Rochester
HIT AN INSIDE-THE PARK HOME RUN.....John Rave, 6/18/2023 vs. Columbus
LED OFF A HOME GAME WITH A HOME RUN.....Nate Eaton, 6/17/2023 vs. Columbus
LED OFF A ROAD GAME WITH A HOME RUN.....Drew Waters, 8/16/2022 @ Louisville
HIT A PINCH-HIT HOME RUN.....Elier Hernández, 5/22/2019 vs. Iowa
HIT A WALK-OFF HOME RUN.....Nate Eaton, 5/31/2022 vs. Indianapolis
HIT A WALK-OFF GRAND SLAM.....Jimmy Goveen, 5/7/2022 vs. Columbus
HIT A WALK-OFF PINCH-HIT HOME RUN.....Chad Santos, 8/23/2005 vs. New Orleans
HIT FOR THE CYCLE.....Jimmy Paredes, 5/12/2014 vs. New Orleans

HAD 11 RBI IN ONE GAME.....Mike Moustakas, 8/30/2010 vs. Round Rock
HAD 9 RBI IN ONE GAME.....Brett Eibner, 4/9/2014 vs. Memphis
HAD 8 RBI IN ONE GAME.....Jimmy Paredes, 5/12/2014 vs. New Orleans
HAD 7 RBI IN ONE GAME.....Brett Hayes, 4/14/2013 vs. Nashville
HAD 6 RBI IN ONE GAME.....Freddy Fermin, 4/8/2023 vs. Toledo
HAD 5 RBI IN ONE GAME.....Tyler Gentry, 6/8/2023 @ Indianapolis
HAD 4 RBI IN ONE GAME.....Adeiny Hechavarria, 6/22/2023 @ Rochester

SCORED 5 RUNS IN ONE GAME.....Brett Eibner, 5/12/2014 vs. New Orleans
SCORED 4 RUNS IN ONE GAME.....Maikel Garcia, 9/15/2022 @ Columbus
SCORED 3 RUNS IN ONE GAME.....Logan Porter, 7/15/2023 vs. Indianapolis

WALKED 4 TIMES IN ONE GAME.....MJ Melendez, 8/22/2022 vs. Columbus
WALKED 3 TIMES IN ONE GAME.....Samad Taylor, 7/7/2023 @ Gwinnett

STOLE 4 BASES IN ONE GAME.....Samad Taylor, 7/5/2023 @ Gwinnett
STOLE 3 BASES IN ONE GAME.....Dairon Blanco, 6/10/2023 @ Indianapolis
STOLE 2 BASES IN ONE GAME.....Samad Taylor, 7/21/2023 vs. St. Paul

STRUCK OUT 5 TIMES IN ONE GAME.....Drew Waters, 8/10/2022 @ Toledo
STRUCK OUT 4 TIMES IN ONE GAME.....Jermaine Palacios, 6/22/2023 @ Rochester
STRUCK OUT 3 TIMES IN ONE GAME.....Nate Eaton, 7/9/2023 @ Gwinnett

REACHED BASE 5 TIMES IN ONE GAME.....Nicky Lopez, 7/27/2018 @ Fresno
REACHED BASE 4 TIMES IN ONE GAME.....Samad Taylor, 6/10/2023 @ Indianapolis
REACHED BASE 3 TIMES IN ONE GAME.....Samad Taylor, 7/20/2023 vs. St. Paul

REACHED BASE IN EVERY TRIP TO THE PLATE (6 PA).....Brett Eibner, 4/9/2014 vs. Memphis
REACHED BASE IN EVERY TRIP TO THE PLATE (5 PA).....Dairon Blanco, 5/25/2023 @ St. Paul
REACHED BASE IN EVERY TRIP TO THE PLATE (4 PA).....John Rave, 7/2/2023 vs. Iowa [G1]
REACHED BASE IN EVERY TRIP TO THE PLATE (3 PA).....Angelo Castellano, 7/2/2023 vs. Iowa [G1]

HAD 2 HOME RUNS IN THE SAME INNING.....Brett Eibner: 5th Inning, 5/12/2015 vs. Memphis
HAD 2 DOUBLES IN THE SAME INNING.....Clay Duncan: 6th Inning, 6/26/2022 vs. Columbus
HAD 2 HITS IN THE SAME INNING.....Angelo Castellano: 3rd Inning, 7/2/2023 vs. Iowa [G1]
HAD 2 WALKS IN THE SAME INNING.....Samad Taylor: 5th Inning, 6/8/2023 @ Indianapolis
REACHED 2 TIMES IN THE SAME INNING.....Angelo Castellano: 3rd Inning, 7/2/2023 vs. Iowa [G1]
SCORED 2 RUNS IN THE SAME INNING.....Dairon Blanco & Samad Taylor: 5th Inning, 6/8/2023 @ Indianapolis

HIT HOME RUNS IN 6 STRAIGHT GAMES.....Steve Sisco, June 13 to June 21, 1998
HIT HOME RUNS IN 5 STRAIGHT GAMES.....Cory Aldridge, July 27 to August 8, 2009
HIT HOME RUNS IN 4 STRAIGHT GAMES.....Nick Pratt, August 19 to August 22, 2021
HIT HOME RUNS IN 3 STRAIGHT GAMES.....Brent Rooker, September 23 to September 26, 2022
HIT HOME RUNS IN BACK-TO-BACK GAMES.....CJ Alexander, June 7 and 8, 2023
HIT HOME RUNS IN BOTH GAMES OF A DOUBLEHEADER.....Nick Pratt, 4/7/2022 @ Indianapolis
HIT HOME RUNS FROM BOTH SIDES OF THE PLATE, GAME.....Tim Raines Jr., 8/20/2009 @ Tacoma
HIT HOME RUN IN FIRST OMAHA AT-BAT.....Jakson Reetz, 8/28/2022 vs. Scranton/WB [G1]

HAD 2+ HITS IN 7 STRAIGHT GAMES.....Johnny Giavotella, August 3 to August 14, 2014
HAD 2+ HITS IN 6 STRAIGHT GAMES.....Dairon Blanco, September 10 to September 17, 2022
HAD 2+ HITS IN 5 STRAIGHT GAMES.....MJ Melendez, September 25 to October 2, 2021

HAD A 20+ GAME HITTING STREAK.....Frank Schwindel, 20 Games: July 22 to August 13, 2018
HAD A 18+ GAME HITTING STREAK.....Frank Schwindel, 20 Games: July 22 to August 13, 2018
HAD A 16+ GAME HITTING STREAK.....Frank Schwindel, 20 Games: July 22 to August 13, 2018
HAD A 14+ GAME HITTING STREAK.....Dairon Blanco, 15 Games: May 15 to July 10, 2022
HAD A 12+ GAME HITTING STREAK.....Nick Loftin, 12 Games: May 16 to May 30, 2023

HAD A 40+ GAME REACHED BASE STREAK.....Shane Costa, 46 Games: April 14 to August 8, 2007
HAD A 35 to 39 GAME REACHED BASE STREAK.....Alex Gordon, 39 Games: May 9 to June 19, 2010
HAD A 30 to 34 GAME REACHED BASE STREAK.....Logan Porter, 30 Games: May 25 to July 5, 2023
HAD A 25 to 29 GAME REACHED BASE STREAK.....Kelvin Gutiérrez, 25 Games: April 5 to June 16, 2019
HAD A 20 to 24 GAME REACHED BASE STREAK.....John Rave, 20 Games: June 13 to July 9, 2023

THE LAST TIME AN OMAHA PITCHER...

THREW A 1-HITTER (9 Innings).....Luis Mendoza, 7/18/2011 @ Memphis
THREW A 1-HITTER (7 Innings).....Jeff Suppan, 6/21/2011 @ Nashville
THREW A 2-HITTER (9 Innings).....Arnaldo Hernandez, 7/21/2018 vs. Round Rock [G1]
THREW A 2-HITTER (7 Innings).....

THREW A 9-INNING COMPLETE GAME SHUTOUT.....Luis Mendoza, 7/18/2011 @ Memphis
THREW A 7-INNING COMPLETE GAME SHUTOUT.....Jake Kalish, 7/2/2018 vs. Nashville [G1]
THREW A 5-INNING COMPLETE GAME SHUTOUT.....Anthony Lerew, 8/31/2010 vs. Round Rock

THREW A 9-INNING COMPLETE GAME.....Arnaldo Hernandez, 8/15/2018 vs. Oklahoma City
THREW AN 8-INNING COMPLETE GAME.....John Lannan, 6/16/2016 @ Oklahoma City
THREW A 7-INNING COMPLETE GAME.....Austin Cox, 8/28/2022 vs. Scranton/WB [G1]
THREW A 6-INNING COMPLETE GAME.....Matt Wright, 8/8/2008 @ Nashville [G2]
THREW A 5-INNING COMPLETE GAME.....Trevor Oaks, 6/6/2018 vs. Salt Lake

STRUCK OUT 12 IN A GAME.....Jakob Junis, 5/26/2017 @ Nashville
STRUCK OUT 11 IN A GAME.....John Lamb, 7/9/2014 vs. Iowa
STRUCK OUT 10 IN A GAME.....Jackson Kowar, 7/3/2021 @ St. Paul

WALKED 7 IN A GAME.....Josh Staumont, 5/24/2017 @ Nashville
WALKED 6 IN A GAME.....Drew Parrish, 6/22/2022 vs. Columbus
WALKED 5 IN A GAME.....Jonathan Heasley, 6/18/2023 vs. Columbus

ALLOWED 6 HOME RUNS IN A GAME.....Matt Wright, 8/18/2007 vs. Albuquerque
ALLOWED 5 HOME RUNS IN A GAME.....Austin Cox, 5/31/2023 vs. Memphis
ALLOWED 4 HOME RUNS IN A GAME.....Jake Kalish, 9/24/2021 vs. Indianapolis
ALLOWED 3 HOME RUNS IN A GAME.....Jonathan Bowlan, 6/22/2023 @ Rochester
ALLOWED 2 HOME RUNS IN A GAME.....Max Castillo, 7/22/2023 vs. St. Paul

THREW 120+ PITCHES IN A GAME.....Brett Tomko, 5/8/2014 @ Round Rock (127)
THREW 115+ PITCHES IN A GAME.....Luke Farrell, 6/8/2017 vs. Nashville (116)
THREW 110+ PITCHES IN A GAME.....Christian Binford, 9/3/2017 vs. Iowa (110)
THREW 100+ PITCHES IN A GAME.....Max Castillo, 6/3/2023 vs. Memphis (100)
THREW 95+ PITCHES IN A GAME.....Cole Ragans, 7/21/2023 vs. St. Paul (96)
THREW 90+ PITCHES IN A GAME.....Cole Ragans, 7/21/2023 vs. St. Paul (96)

THREW A QUALITY START.....Ryan Yarbrough, 7/6/2023 @ Gwinnett
WON HIS OMAHA DEBUT.....Jonathan Bowlan, 6/22/2023 @ Rochester
THREW AN IMMACULATE INNING.....Anthony Swarzak, 6/3/2021 vs. Iowa

AFTER-INNING RECORDS

| | LEADING | TRAILING | TIED |
|-----------------|---------|----------|---------|
| AFTER 1 INNING | 17 - 9 | 11 - 14 | 18 - 23 |
| AFTER 2 INNINGS | 29 - 11 | 12 - 19 | 6 - 15 |
| AFTER 3 INNINGS | 28 - 12 | 8 - 24 | 10 - 10 |
| AFTER 4 INNINGS | 33 - 13 | 8 - 26 | 5 - 7 |
| AFTER 5 INNINGS | 33 - 13 | 9 - 29 | 4 - 5 |
| AFTER 6 INNINGS | 33 - 11 | 8 - 33 | 5 - 2 |
| AFTER 7 INNINGS | 35 - 7 | 6 - 34 | 4 - 4 |
| AFTER 8 INNINGS | 38 - 2 | 3 - 36 | 4 - 5 |

STORM CHASERS BIG INNINGS

| DATE | INNING | RUNS |
|--------------------------|------------|------|
| 1. June 8 @ Indianapolis | Top 5th | 10 |
| 2. June 17 vs. Columbus | Bottom 4th | 7 |
| May 17 vs. Toledo | Bottom 1st | 7 |
| April 2 @ Indianapolis | Top 8th | 7 |
| 5. July 2 vs. Iowa [G1] | Bottom 3rd | 6 |
| June 2 vs. Memphis | Bottom 5th | 6 |
| May 18 vs Toledo | Bottom 8th | 6 |
| April 8 vs. Toledo | Bottom 3rd | 6 |

SCORE BY INNINGS

| | 1 | 2 | 3 | 4 | 5 | 6 | 7 | 8 | 9 | 10 | 11+ | TOTAL |
|-------------------|----------|-----------|----------|----------|----------|------------|-----------|-----------|-----------|-----------|----------|------------|
| Omaha | 60 | 51 | 62 | 57 | 73 | 54 | 53 | 53 | 51 | 1 | 1 | 516 |
| Opponents | 55 | 56 | 54 | 48 | 64 | 88 | 55 | 59 | 40 | 2 | 0 | 521 |
| Difference | 5 | -5 | 8 | 9 | 9 | -34 | -2 | -6 | 11 | -1 | 1 | -5 |

| SCORE BY INNINGS V. COLUMBUS | 1 | 2 | 3 | 4 | 5 | 6 | 7 | 8 | 9 | 10 | 11+ | TOTAL |
|--------------------------------|----------|----------|----------|----------|----------|-----------|----------|----------|-----------|----------|----------|-----------|
| Omaha | 7 | 4 | 8 | 8 | 2 | 1 | 6 | 3 | 0 | 0 | 0 | 39 |
| Columbus | 2 | 0 | 2 | 2 | 1 | 3 | 2 | 3 | 2 | 0 | 0 | 17 |
| vs. Columbus Difference | 5 | 4 | 6 | 6 | 1 | -2 | 4 | 0 | -2 | 0 | 0 | 22 |

MULTI-RUN INNINGS

| | 2 | 3 | 4 | 5 | 6 | 7 | 8 | 9 | 10+ | TOTAL |
|---------------|----|----|----|---|---|---|---|---|-----|------------|
| Storm Chasers | 68 | 33 | 18 | 3 | 4 | 3 | - | - | 1 | 130 |
| Opponents | 67 | 27 | 14 | 6 | 6 | 2 | 2 | 1 | - | 125 |

RECORD BY RUNS SCORED/ALLOWED

| RUNS | 0 | 1 | 2 | 3 | 4 | 5 | 6 | 7 | 8 | 9 | 10 | 11 | 12 | 13+ |
|---------|-------|-------|--------|-------|-------|-------|-------|-------|-------|-------|-------|-------|-------|-------|
| SCORED | 0 - 1 | 1 - 6 | 1 - 10 | 2 - 6 | 5 - 6 | 2 - 7 | 8 - 8 | 4 - 1 | 7 - 0 | 5 - 0 | 3 - 1 | 3 - 0 | 1 - 0 | 4 - 0 |
| ALLOWED | 2 - 0 | 9 - 0 | 6 - 0 | 8 - 2 | 7 - 6 | 3 - 3 | 4 - 7 | 2 - 4 | 3 - 7 | 2 - 8 | 0 - 2 | 0 - 1 | 0 - 2 | 0 - 4 |

RECORD BY MARGIN OF VICTORY/DEFEAT

| 1 Run | 2 Runs | 3 Runs | 4 Runs | 5 Runs | 6 Runs | 7 Runs | 8 Runs | 9 Runs | 10+ Runs |
|--------|--------|--------|--------|--------|--------|--------|--------|--------|----------|
| 8 - 13 | 10 - 5 | 4 - 7 | 9 - 4 | 7 - 4 | 1 - 4 | 0 - 5 | 3 - 1 | 2 - 0 | 2 - 3 |

2023 STORM CHASERS MONTH BY MONTH

HITTING

| MONTH | AVG | G | AB | R | H | TB | 2B | 3B | HR | RBI | BB | IBB | SO | SB | CS | OBP | SLG | OPS | SAC | SF | HBP | GIDP | LOB |
|--------------|-------------|-----------|-------------|------------|------------|-------------|------------|-----------|------------|------------|------------|----------|------------|------------|-----------|-------------|-------------|-------------|----------|-----------|-----------|-----------|------------|
| MARCH | .300 | 1 | 40 | 8 | 12 | 16 | 2 | 1 | 0 | 8 | 9 | 0 | 12 | 5 | 0 | .429 | .400 | .829 | 0 | 0 | 0 | 0 | 14 |
| APRIL | .250 | 24 | 799 | 124 | 200 | 352 | 49 | 2 | 33 | 118 | 99 | 0 | 204 | 38 | 8 | .337 | .441 | .778 | 1 | 11 | 11 | 24 | 156 |
| MAY | .269 | 26 | 885 | 148 | 238 | 386 | 53 | 7 | 27 | 131 | 120 | 0 | 218 | 58 | 13 | .366 | .436 | .802 | 1 | 6 | 19 | 28 | 198 |
| JUNE | .281 | 24 | 804 | 152 | 226 | 362 | 55 | 3 | 25 | 142 | 125 | 2 | 216 | 45 | 7 | .380 | .450 | .830 | 7 | 15 | 13 | 20 | 184 |
| JULY | .266 | 17 | 557 | 84 | 148 | 251 | 34 | 6 | 19 | 79 | 64 | 2 | 132 | 19 | 5 | .344 | .451 | .795 | 0 | 5 | 5 | 9 | 113 |
| AUGUST | | | | | | | | | | | | | | | | | | | | | | | |
| SEPTEMBER | | | | | | | | | | | | | | | | | | | | | | | |
| TOTAL | .267 | 92 | 3085 | 516 | 824 | 1367 | 193 | 19 | 104 | 478 | 417 | 4 | 782 | 165 | 33 | .359 | .443 | .802 | 9 | 37 | 48 | 81 | 665 |

PITCHING

| MONTH | W | L | ERA | G | GS | CG | SHO | GF | HLD | SV | SVO | IP | H | R | ER | HR | HB | BB | SO | WP | BK | WHIP | AVG |
|--------------|-----------|-----------|-------------|-----------|-----------|----------|----------|-----------|-----------|-----------|-----------|--------------|------------|------------|------------|------------|-----------|------------|------------|-----------|----------|-------------|-------------|
| MARCH | 1 | 0 | 6.00 | 1 | 1 | 0 | 0 | 1 | 0 | 1 | 1 | 9.0 | 11 | 6 | 6 | 1 | 1 | 2 | 7 | 0 | 1 | 1.44 | .297 |
| APRIL | 9 | 15 | 5.65 | 24 | 24 | 0 | 0 | 24 | 11 | 3 | 7 | 212.0 | 238 | 149 | 133 | 30 | 17 | 104 | 198 | 16 | 2 | 1.61 | .284 |
| MAY | 12 | 14 | 5.61 | 26 | 26 | 0 | 1 | 26 | 17 | 6 | 12 | 229.1 | 247 | 162 | 143 | 46 | 15 | 126 | 235 | 13 | 1 | 1.63 | .278 |
| JUNE | 17 | 7 | 4.35 | 24 | 24 | 0 | 0 | 24 | 17 | 6 | 11 | 215.1 | 187 | 109 | 104 | 26 | 7 | 127 | 219 | 13 | 1 | 1.46 | .232 |
| JULY | 7 | 10 | 5.49 | 17 | 17 | 0 | 1 | 17 | 1 | 2 | 5 | 146.0 | 135 | 95 | 89 | 23 | 12 | 85 | 150 | 8 | 1 | 1.51 | .247 |
| AUGUST | | | | | | | | | | | | | | | | | | | | | | | |
| SEPTEMBER | | | | | | | | | | | | | | | | | | | | | | | |
| TOTAL | 46 | 46 | 5.27 | 92 | 92 | 0 | 2 | 92 | 46 | 18 | 36 | 811.2 | 818 | 521 | 475 | 126 | 52 | 444 | 809 | 50 | 6 | 1.55 | .262 |

2023 WALK-OFF TRACKER (3 FOR, 7 AGAINST)

| GAME # | DATE | OPPONENT | FINAL (INN.) | PLAYER | WINNING RUN | PITCHER | HOW | OUTS | COUNT |
|--------|----------|---------------|---------------------|----------------------|-----------------------|-----------------------|--|----------|------------|
| 23 | April 28 | @ Nashville | L, 4-3 (9) | Brian Navarreto | Skye Bolt | Josh Dye | Throwing error by 3B Maikel Garcia | 2 | 1-0 |
| 24 | April 29 | @ Nashville | L, 6-5 (10) | Keston Hiura | Eddy Alvarez | Evan Sisk | Infield single to SS Angelo Castellano | 1 | 2-1 |
| 33 | May 10 | @ Scranton/WB | L, 4-3 (9) | Michael Hermosillo | Michael Hermosillo | Dylan Coleman | Solo home run to LF | 0 | 2-1 |
| 36 | May 13 | @ Scranton/WB | L, 8-6 (9) | Ben Rortvedt | Estevan Florial | Brooks Kriske | 3-run home run to RCF | 1 | 2-2 |
| 45 | May 24 | @ St. Paul | L, 6-5 (9) | Jose Miranda | Andrew Stevenson | Brooks Kriske | RBI single to LF | 0 | 1-1 |
| 53 | June 2 | vs. Memphis | W, 10-9 (10) | Dairon Blanco | Brewer Hicklen | Jake Walsh | Sacrifice fly to RF | 1 | 2-2 |
| 71 | June 24 | @ Rochester | L, 3-2 (9) | Richie Martin | Richie Martin | Christian Chamberlain | Wild Pitch | 1 | 1-0 |
| 80 | July 5 | @ Gwinnett | L, 8-7 (10) | Luke Williams | Braden Shewmake | Brooks Kriske | RBI single to LF | 0 | 2-1 |
| 87 | July 18 | vs. St. Paul | W, 1-0 (0) | CJ Alexander | Nick Loftin | Josh Winder | RBI single to LCF | 2 | 1-1 |
| 90 | July 21 | vs. St. Paul | W, 5-4 (9) | Logan Porter | Samad Taylor | Josh Winder | 2-RBI double to LCF | 1 | 0-1 |

Bold Indicates Omaha Walk-Off Win

2023 STORM CHASERS EJECTIONS (5)

| DATE | INNING | WHO (POSITION) / # IN 2023 | WHY | UMPIRE (POSITION) |
|--------------------------|--------|--|-----------------------|--------------------------------|
| 1. April 21 vs. Gwinnett | ▼ 6 | Mike Jirschele (Manager) / 1st | Balls/Strikes | Takahito Matsuda (Home Plate) |
| 2. April 21 vs. Gwinnett | ▲ 7 | Dane Johnson (Pitching Coach) / 1st | Balk | Takahito Matsuda (Home Plate) |
| 3. April 21 vs. Gwinnett | ▼ 8 | CJ Alexander (Designated Hitter) / 1st | Balls/Strikes | Takahito Matsuda (Home Plate) |
| 4. May 11 @ Scranton/WB | ▼ 9 | Mike Jirschele (Manager) / 2nd | Hit By Pitch | Robert Nunez (Home Plate) |
| 5. June 20 @ Rochester | ▼ 6 | Mike Jirschele (Manager) / 3rd | Fair/Foul on Home Run | Steven Jaschinski (Home Plate) |

HOME RUN BREAKDOWN

| | | | | | | OUTS | | | RUNNERS ON | | | | TIED GO | | DIRECTION | | | | | BESTS | | LAST HOME RUN | | | | | | |
|-----------------------|------------|------|------|-----|-----|------|----|----|------------|----|----|---|---------|-------|-----------|-----|----|-----|----|-------|-------|---------------|------------------|-------------------|-------|-----|-----|-------|
| PLAYER | 2023 TOTAL | HOME | ROAD | RHP | LHP | 0 | 1 | 2 | 0 | 1 | 2 | 3 | GAME | AHEAD | LF | LCF | CF | RCF | RF | FT | MPH | DATE | OPPONENT | PITCHER | KIND | INN | PA | SINCE |
| 19 CJ Alexander | 11 | 5 | 6 | 11 | - | 6 | 2 | 3 | 7 | 3 | 1 | - | 2 | 3 | 1 | - | 2 | 4 | 4 | 422 | 109.9 | 7/15 | vs. Indianapolis | H. Stratton | 2-Run | ▼ 7 | 21 | |
| 14 Logan Porter | 10 | 6 | 4 | 3 | 6 | 6 | 3 | 1 | 8 | 2 | - | - | - | 1 | 7 | 2 | - | 1 | - | 417 | 106.6 | 7/15 | vs. Indianapolis | J. Hernandez | 2-Run | ▼ 3 | 27 | |
| 28 Tyler Gentry | 9 | 5 | 4 | 5 | 4 | 2 | 2 | 5 | 2 | 3 | 4 | - | - | 4 | 5 | 3 | 1 | - | - | 471 | 106.5 | 7/15 | vs. Indianapolis | C. Alldred | 3-Run | ▼ 2 | 27 | |
| 13 Nick Loftin | 9 | 4 | 5 | 5 | 4 | 5 | 2 | 2 | 5 | 1 | 3 | - | 2 | 2 | 6 | 1 | 2 | - | - | 433 | 105.6 | 5/30 | vs. Memphis | J. Woodford | 2-Run | ▼ 1 | 34 | |
| 24 Nate Eaton | 8 | 6 | 2 | 6 | 2 | 3 | 3 | 2 | 2 | 1 | - | - | - | 3 | 3 | 1 | 4 | - | - | 422 | 104.1 | 7/19 | vs. St. Paul | A. Sanchez | 2-Run | ▼ 9 | 13 | |
| 18 Brewer Hicklen | 7 | 5 | 2 | 5 | 2 | 3 | 2 | 2 | 3 | 3 | 1 | - | - | 2 | 2 | 3 | 1 | 1 | - | 443 | 109.5 | 7/14 | vs. Indianapolis | J. Minaya | 2-Run | ▼ 9 | 17 | |
| 17 Angelo Castellano | 6 | 6 | - | 5 | 1 | 1 | 2 | 3 | 2 | 4 | - | - | 1 | 2 | 5 | 1 | - | - | - | 401 | 102.8 | 7/2 | vs. Iowa | R. Wick | Solo | ▼ 5 | 33 | |
| Samad Taylor | 6 | 3 | 3 | 2 | 4 | 3 | 1 | 2 | 3 | 2 | 1 | - | - | 2 | 1 | 1 | 2 | 2 | - | 422 | 104.5 | 6/14 | vs. Columbus | G. Williams | Solo | ▼ 7 | 46 | |
| Freddy Fermin | 5 | 2 | 3 | 3 | 2 | 1 | 2 | 2 | 1 | 2 | 1 | 1 | - | - | 2 | - | 2 | 1 | - | 428 | 105.9 | 4/30 | @ Nashville | R. Gasser | Solo | ▲ 5 | 2 | |
| 3 Tucker Bradley | 4 | 3 | 1 | 3 | 1 | 2 | - | 2 | 1 | 3 | - | - | - | 1 | - | 1 | - | 1 | 2 | 392 | 106.3 | 7/14 | vs. Indianapolis | K. Emanuel | Solo | ▼ 5 | 17 | |
| Johan Camargo | 4 | 2 | 2 | 4 | - | 2 | 1 | 1 | 3 | 1 | - | - | - | 3 | 1 | - | 1 | 2 | - | 426 | 107.6 | 6/14 | vs. Columbus | G. Williams | Solo | ▼ 4 | 2 | |
| Jakson Reetz | 4 | 3 | 1 | 1 | 3 | 1 | 2 | 1 | 2 | 1 | - | 1 | - | 2 | 4 | - | - | - | - | 426 | 104.4 | 5/21 | vs. Toledo | B. Bristo | Solo | ▼ 7 | 36 | |
| 22 Jermaine Palacios | 3 | 2 | 1 | 2 | 1 | 2 | - | 1 | 1 | 2 | - | - | - | 1 | 2 | 1 | - | - | - | 409 | 101.9 | 7/20 | vs. St. Paul | R. Henriquez | Solo | ▼ 5 | 1 | |
| 11 Adeiny Hechavarria | 3 | 2 | 1 | 3 | - | - | 1 | 2 | 1 | - | 1 | 1 | 1 | 1 | - | 2 | - | 1 | - | 411 | 100.5 | 7/16 | vs. Indianapolis | J. Jones | 3-Run | ▼ 4 | 18 | |
| 7 John Rave | 3 | 2 | 1 | - | 3 | - | - | 3 | 2 | - | 1 | - | - | 1 | 1 | 1 | - | 1 | - | 406 | 101.9 | 6/29 | vs. Iowa | B. Little | Solo | ▼ 7 | 77 | |
| Dairon Blanco | 3 | - | 3 | 3 | - | 1 | 1 | 1 | 3 | - | - | - | - | 1 | 1 | 1 | 1 | - | - | 455 | 105.2 | 5/23 | @ St. Paul | S.WoodsRichardson | Solo | ▲ 4 | 75 | |
| Kyle Isbel | 2 | 1 | 1 | 2 | - | 1 | 1 | - | 2 | - | - | - | - | 2 | - | - | 1 | - | 1 | 406 | 104.3 | 6/23 | @ Rochester | J. Adon | Solo | ▲ 4 | 11 | |
| Drew Waters | 2 | 2 | - | 2 | - | 1 | 1 | - | 1 | 1 | - | - | - | 1 | - | 1 | - | 1 | - | 408 | 108.7 | 5/21 | vs. Toledo | A. Goudeau | 2-Run | ▼ 6 | 12 | |
| Nick Pratto | 2 | 2 | - | 1 | 1 | 1 | - | 1 | 1 | 1 | - | - | 1 | 1 | - | - | 1 | - | 1 | 399 | 100.2 | 4/22 | @ Scranton/WB | D. Dodd | 2-Run | ▼ 1 | 19 | |
| 6 Clay Dungan | 1 | - | 1 | 1 | - | 1 | - | - | 1 | - | - | - | 1 | - | - | - | - | 1 | - | 388 | 104.0 | 5/9 | @ Scranton/WB | M. Spence | Solo | ▲ 3 | 155 | |
| Franmil Reyes | 1 | 1 | - | - | 1 | - | - | 1 | - | 1 | - | - | - | - | - | 1 | - | - | - | 389 | 100.8 | 5/7 | vs. Louisville | A. Abbott | 2-Run | ▼ 5 | 1 | |
| Maikel Garcia | 1 | 1 | - | 1 | - | - | 1 | - | 1 | - | - | - | - | 1 | - | - | - | - | 1 | 349 | 94.3 | 4/4 | vs. Toledo | A. Faedo | Solo | ▼ 1 | 94 | |
| | 104 | 63 | 41 | 68 | 35 | 42 | 27 | 35 | 52 | 31 | 13 | 3 | 8 | 34 | 41 | 20 | 18 | 16 | 9 | | | | | | | | | |

INNING DISTRIBUTION

| 1st Inning | 2nd Inning | 3rd Inning | 4th Inning | 5th Inning | 6th Inning | 7th Inning | 8th Inning | 9th Inning | 10th Inning | 11th Inning |
|------------|------------|------------|------------|------------|------------|------------|------------|------------|-------------|-------------|
| 12 | 13 | 15 | 17 | 11 | 10 | 10 | 7 | 6 | - | - |

NOTABLE STORM CHASERS HOME RUNS

| BACK-TO-BACK HOMERS (1) | | 2-HOMER GAMES (5) | | 3-HOMER GAMES (0) | | GRAND SLAMS (3) | |
|-----------------------------|----------------------|----------------------|-----------------------|---------------------|---------------|--------------------------|--------------------------|
| PLAYERS | DATE/OPPONENT (INN.) | PLAYER (CAREER NO.) | DATE/OPPONENT | PLAYER (CAREER NO.) | DATE/OPPONENT | PLAYER (CAREER NO.) | DATE/OPPONENT (INN.) |
| Tyler Gentry & Logan Porter | 4/5 vs. Toledo (6th) | Logan Porter (3rd) | 4/5 vs. Toledo | | | Jakson Reetz (1st) | 4/1 @ Indianapolis (5th) |
| | | Freddy Fermin (4th) | 4/8 vs. Toledo | | | Freddy Fermin (3rd) | 4/8 vs. Toledo (3rd) |
| | | Drew Waters (3rd) | 5/21 vs. Toledo | | | Adeiny Hechavarria (3rd) | 6/22 @ Rochester (4th) |
| | | Nate Eaton (3rd) | 6/17 vs. Columbus | | | | |
| | | Brewer Hicklen (9th) | 7/14 vs. Indianapolis | | | | |

| LEADOFF HOMERS (2) | | INSIDE-THE PARK HOMERS (1) | | PINCH-HIT HOMERS (0) | | WALK-OFF HOMERS (0) | |
|---------------------|-------------------|----------------------------|-------------------------|----------------------|----------------------|---------------------|---------------|
| PLAYER (CAREER NO.) | DATE/OPPONENT | PLAYER (CAREER NO.) | DATE/OPPONENT (INN.) | PLAYER (CAREER NO.) | DATE/OPPONENT (INN.) | PLAYER | DATE/OPPONENT |
| Samad Taylor (1st) | 6/14 vs. Columbus | John Rave (1) | 6/18 vs. Columbus (3rd) | | | | |
| Nate Eaton (1st) | 6/17 vs. Columbus | | | | | | |

| HOME RUN SITUATION | # OF | DATE OF LAST | BATTER ('23 HR #) | PITCHER | COUNT | RUNNERS ON | OUTS | INNING | SCORE @ HR | FINAL |
|---------------------|------|--------------------------|------------------------|-------------|-------|------------|------|--------|------------|---------|
| GO-AHEAD HOME RUN | 34 | July 15 vs. Indianapolis | Tyler Gentry (9) | Cam Alldred | 2-1 | 2 | 1 | ▼ 2 | 3-0 | W, 8-3 |
| GAME-TYING HOME RUN | 8 | July 17 vs. Indianapolis | Adeiny Hechavarria (3) | Jared Jones | 3-1 | 2 | 2 | ▼ 4 | 3-3 | L, 11-4 |

NOTABLE OPPOSING HOME RUNS

| BACK-TO-BACK HOMERS (3) | | 2-HOMER GAMES (3) | | 3-HOMER GAMES (1) | | GRAND SLAMS (6) | |
|---------------------------------|--------------------------|-------------------------|-----------------------|----------------------------------|--------------------|-----------------|-----------------------------|
| PLAYERS | DATE/OPPONENT (INN.) | PLAYER (CAREER NO.) | DATE/OPPONENT | PLAYER (CAREER NO.) | DATE/OPPONENT | PLAYER | DATE/OPPONENT (INN.) |
| Encarnacion-Strand & Benson | 5/4 vs. Louisville (1st) | Jermaine Palacios (5th) | 5/17 vs. Toledo | Christian Encarnacion-Strand (1) | 5/4 vs. Louisville | Andy Ibañez | April 6 vs. Toledo (3rd) |
| Jordan Walker & Moisés Gómez | 5/31 vs. Memphis (6th) | Moisés Gómez (7th) | 5/31 vs. Memphis | | | Andrés Chaparro | May 9 @ Scranton/WB (7th) |
| Travis Blankenhorn & Matt Adams | 6/22 @ Rochester (4th) | Liover Peguero (5th) | 7/14 vs. Indianapolis | | | Jair Camargo | May 28 @ St. Paul (7th) |
| | | | | | | Jesús Aguilar | July 5 @ Gwinnett (3rd) |
| | | | | | | Joshua Fuentes | July 6 @ Gwinnett (4th) |
| | | | | | | Endy Rodríguez | 7/14 vs. Indianapolis (3rd) |

| LEADOFF HOMERS (5) | | INSIDE-THE PARK HOMERS (0) | | PINCH-HIT HOMERS (0) | | WALK-OFF HOMERS (2) | |
|--------------------|--------------------|----------------------------|----------------------|----------------------|----------------------|---------------------|--------------------|
| PLAYER | DATE/OPPONENT | PLAYER | DATE/OPPONENT (INN.) | PLAYER | DATE/OPPONENT (INN.) | PLAYER | DATE/OPPONENT |
| Christopher Morel | 4/14 @ Iowa | | | | | Michael Hermosillo | 5/10 @ Scranton/WB |
| Forrest Wall | 4/19 vs. Gwinnett | | | | | Ben Rortvedt | 5/13 @ Scranton/WB |
| Michael Siani | 5/3 vs. Louisville | | | | | | |
| Michael Siani | 5/5 vs. Louisville | | | | | | |
| Nick Gonzales | 6/9 @ Indianapolis | | | | | | |

| HR # | PLAYER (SEASON #) | GM # - DATE | OPPONENT | PITCHER | PITCH TYPE | DIRECTION | ON BASE | INNING | OUTS | COUNT | SCORE | FINAL | DISTANCE | EXIT VELO | LAUNCH ANGLE |
|------|------------------------|---------------|----------------|-------------------------|------------|-----------|---------|--------|------|-------|-------|--------------|----------|-----------|--------------|
| 1. | Logan Porter (1) | 2 - April 1 | @ Indianapolis | Caleb Smith (L) | 4-seam FB | LF | 0 | ▲4 | 1 | 2-2 | 3-0 | W, 12-1 | 417 ft | 106.6 mph | 32° |
| 2. | Jakson Reetz (1) | 2 - April 1 | @ Indianapolis | Caleb Smith (L) | Slider | LF | 3 | ▲5 | 2 | 2-1 | 8-0 | W, 12-1 | 408 ft | 103.9 mph | 25° |
| 3. | Dairon Blanco (1) | 3 - April 2 | @ Indianapolis | Mike Burrows | 4-seam FB | LCF | 0 | ▲5 | 2 | 3-2 | 1-3 | W, 8-3 | 411 ft | 105.2 mph | 23° |
| 4. | Samad Taylor (1) | 3 - April 2 | @ Indianapolis | J.C. Flowers | 4-seam FB | LF | 0 | ▲8 | 0 | 2-1 | 2-3 | W, 8-3 | 334 ft | 104.5 mph | 22° |
| 5. | Nick Loftin (1) | 3 - April 2 | @ Indianapolis | Daniel Zamora (L) | 4-seam FB | LF | 2 | ▲8 | 1 | 1-2 | 5-3 | W, 8-3 | 362 ft | 97.2 mph | 29° |
| 6. | Maikel Garcia (1) | 4 - April 4 | vs. Toledo | Alex Faedo | 4-seam FB | RF | 0 | ▼1 | 1 | 2-1 | 1-0 | L, 9-2 | 349 ft | 94.3 mph | 35° |
| 7. | Tyler Gentry (1) | 5 - April 5 | vs. Toledo | Tyler Holton (L) | Cutter | CF | 2 | ▼6 | 0 | 2-0 | 3-1 | L, 7-6 | 417 ft | 106.5 mph | 27° |
| 8. | Logan Porter (2) | 5 - April 5 | vs. Toledo | Tyler Holton (L) | Slider | LF | 0 | ▼6 | 0 | 3-1 | 4-1 | L, 7-6 | 346 ft | 103.3 mph | 37° |
| 9. | Logan Porter (3) | 5 - April 5 | vs. Toledo | Matt Wisler | 4-seam FB | RCF | 0 | ▼8 | 0 | 2-2 | 5-6 | L, 7-6 | 364 ft | 94.7 mph | 34° |
| 10. | Nick Loftin (2) | 6 - April 6 | vs. Toledo | Brenan Haniffee | Slider | LCF | 0 | ▼2 | 0 | 2-2 | 1-1 | L, 8-5 | 401 ft | 101.8 mph | 32° |
| 11. | CJ Alexander (1) | 6 - April 6 | vs. Toledo | Brenan Haniffee | Sinker | CF | 0 | ▼4 | 1 | 2-2 | 3-6 | L, 8-5 | 409 ft | 101.1 mph | 35° |
| 12. | Logan Porter (4) | 7 - April 7 | vs. Toledo | Reese Olson | 4-seam FB | LF | 0 | ▼3 | 0 | 3-2 | 5-2 | W, 9-4 | 395 ft | 104.3 mph | 45° |
| 13. | Freddy Fermin (1) | 8 - April 8 | vs. Toledo | Will Vest | Slider | CF | 3 | ▼3 | 2 | 0-0 | 6-1 | W, 13-8 | 401 ft | 102.1 mph | 42° |
| 14. | Angelo Castellano (1) | 8 - April 8 | vs. Toledo | Will Vest | 4-seam FB | LCF | 1 | ▼4 | 0 | 2-0 | 8-1 | W, 13-8 | 401 ft | 102.8 mph | 33° |
| 15. | Freddy Fermin (2) | 8 - April 8 | vs. Toledo | Ashton Goudeau | Changeup | CF | 1 | ▼5 | 0 | 1-1 | 10-1 | W, 13-8 | 428 ft | 105.9 mph | 28° |
| 16. | CJ Alexander (2) | 8 - April 8 | vs. Toledo | Ashton Goudeau | Changeup | LF | 0 | ▼7 | 0 | 1-0 | 11-8 | W, 13-8 | 351 ft | 92.4 mph | 43° |
| 17. | Angelo Castellano (2) | 9 - April 9 | vs. Toledo | Alex Faedo | 4-seam FB | LF | 0 | ▼3 | 1 | 0-0 | 1-0 | L, 8-2 | 373 ft | 98.0 mph | 25° |
| 18. | Samad Taylor (2) | 10 - April 11 | @ Iowa | Roenis Elias (L) | 4-seam FB | CF | 2 | ▲5 | 2 | 0-2 | 3-9 | L, 9-6 | 405 ft | 100.9 mph | 25° |
| 19. | Freddy Fermin (3) | 10 - April 11 | @ Iowa | Brandon Hughes (L) | 4-seam FB | LF | 1 | ▲6 | 2 | 0-1 | 6-9 | L, 9-6 | 398 ft | 100.3 mph | 33° |
| 20. | CJ Alexander (3) | 11 - April 12 | @ Iowa | Riley Thompson | Changeup | RF | 0 | ▲2 | 0 | 1-0 | 2-1 | W, 10-6 | 394 ft | 104.3 mph | 24° |
| 21. | Tyler Gentry (2) | 11 - April 12 | @ Iowa | Riley Thompson | Slider | LF | 0 | ▲3 | 2 | 1-2 | 3-1 | W, 10-6 | 393 ft | 103.3 mph | 26° |
| 22. | Tucker Bradley (1) | 11 - April 12 | @ Iowa | Rowan Wick | 4-seam FB | RCF | 1 | ▲6 | 2 | 1-1 | 7-3 | W, 10-6 | 392 ft | 98.2 mph | 29° |
| 23. | Nick Loftin (3) | 11 - April 12 | @ Iowa | Anthony Kay (L) | Slider | CF | 0 | ▲8 | 0 | 2-1 | 8-6 | W, 10-6 | 420 ft | 104.3 mph | 28° |
| 24. | Nick Loftin (4) | 12 - April 13 | @ Iowa | Nick Neidert | 4-seam FB | LF | 0 | ▲4 | 2 | 3-2 | 1-11 | L, 14-1 | 370 ft | 100.4 mph | 38° |
| 25. | Nick Pratto (1) | 15 - April 19 | vs. Gwinnett | Beau Burrows | Slider | CF | 0 | ▼2 | 0 | 1-2 | 1-1 | L, 6-2 | 399 ft | 100.2 mph | 26° |
| 26. | Logan Porter (5) | 15 - April 19 | vs. Gwinnett | Beau Burrows | Slider | LF | 0 | ▼4 | 1 | 1-2 | 2-3 | L, 6-2 | 350 ft | 94.9 mph | 50° |
| 27. | CJ Alexander (4) | 17 - April 21 | vs. Gwinnett | Allan Winans | Changeup | RF | 0 | ▼2 | 2 | 0-0 | 1-1 | L, 7-3 | 395 ft | 96.2 mph | 37° |
| 28. | Nick Pratto (2) | 18 - April 22 | vs. Gwinnett | Dylan Dodd (L) | Changeup | RF | 1 | ▼1 | 2 | 3-1 | 2-0 | L, 5-2 | 350 ft | 88.4 mph | 39° |
| 29. | Nate Eaton (1) | 22 - April 27 | @ Nashville | Janson Junk | Sweeper | LF | 0 | ▲2 | 2 | 2-2 | 1-0 | W, 2-1 | 403 ft | 103.0 mph | 32° |
| 30. | Freddy Fermin (4) | 24 - April 29 | @ Nashville | Robert Stock | 4-seam FB | RCF | 2 | ▲1 | 1 | 3-1 | 4-0 | L, 6-5 (10) | 381 ft | 104.3 mph | 23° |
| 31. | Tyler Gentry (3) | 25 - April 30 | @ Nashville | Robert Gasser (L) | 4-seam FB | LF | 1 | ▲3 | 2 | 1-0 | 2-1 | W, 10-6 | 391 ft | 100.6 mph | 33° |
| 32. | Logan Porter (6) | 25 - April 30 | @ Nashville | Robert Gasser (L) | Slider | RF | 0 | ▲4 | 0 | 2-1 | 3-1 | W, 10-6 | 389 ft | 102.3 mph | 29° |
| 33. | Freddy Fermin (5) | 25 - April 30 | @ Nashville | Robert Gasser (L) | Changeup | LF | 0 | ▲5 | 1 | 2-0 | 5-1 | W, 10-6 | 368 ft | 94.8 mph | 35° |
| 34. | Nick Loftin (5) | 28 - May 4 | vs. Louisville | Silvino Bracho | Slider | LF | 0 | ▼7 | 0 | 0-0 | 8-11 | L, 12-10 | 365 ft | 101.1 mph | 19° |
| 35. | Jakson Reetz (2) | 29 - May 5 | vs. Louisville | Brandon Williamson (L) | 4-seam FB | LF | 1 | ▼2 | 1 | 0-0 | 2-1 | W, 6-2 | 346 ft | 100.2 mph | 27° |
| 36. | Nick Loftin (6) | 29 - May 5 | vs. Louisville | Brandon Williamson (L) | Slider | CF | 0 | ▼6 | 0 | 0-0 | 3-1 | W, 6-2 | 395 ft | 105.6 mph | 24° |
| 37. | Angelo Castellano (3) | 30 - May 6 | vs. Louisville | Ryan Nutof | Curveball | LF | 1 | ▼7 | 2 | 2-2 | 8-8 | W, 11-9 | 376 ft | 95.2 mph | 29° |
| 38. | Jakson Reetz (3) | 31 - May 7 | vs. Louisville | Andrew Abbott (L) | Changeup | LF | 0 | ▼4 | 1 | 2-0 | 1-0 | L, 4-3 | 426 ft | 104.4 mph | 32° |
| 39. | Franmil Reyes (1) | 31 - May 7 | vs. Louisville | Andrew Abbott (L) | Curveball | LCF | 1 | ▼5 | 2 | 3-2 | 3-0 | L, 4-3 | 389 ft | 100.8 mph | 29° |
| 40. | Clay Dungan (1) | 32 - May 9 | @ Scranton/WB | Mitch Spence | 4-seam FB | RCF | 0 | ▲3 | 0 | 1-0 | 2-2 | L, 14-2 | 388 ft | 104.0 mph | 28° |
| 41. | Dairon Blanco (2) | 33 - May 10 | @ Scranton/WB | Luis Severino | Changeup | LF | 0 | ▲3 | 0 | 0-1 | 1-1 | L, 4-3 | 377 ft | 99.6 mph | 24° |
| 42. | CJ Alexander (5) | 34 - May 11 | @ Scranton/WB | Colten Brewer | Slider | CF | 0 | ▲9 | 0 | 1-1 | 3-1 | W, 4-3 (11) | 422 ft | 106.4 mph | 23° |
| 43. | CJ Alexander (6) | 36 - May 13 | @ Scranton/WB | Greg Weissert | Sweeper | RF | 0 | ▲6 | 1 | 0-0 | 4-3 | L, 8-6 | 377 ft | 102.7 mph | 39° |
| 44. | CJ Alexander (7) | 37 - May 14 | @ Scranton/WB | Mitch Spence | 4-seam FB | RCF | 0 | ▲2 | 0 | 3-2 | 1-1 | W, 6-3 | 416 ft | 109.9 mph | 24° |
| 45. | Brewer Hicklen (1) | 37 - May 14 | @ Scranton/WB | D.J. Snelten (L) | Changeup | LF | 0 | ▲9 | 0 | 2-1 | 4-3 | W, 6-3 | 344 ft | 109.5 mph | 25° |
| 46. | Samad Taylor (3) | 37 - May 14 | @ Scranton/WB | D.J. Snelten (L) | 4-seam FB | RCF | 1 | ▲9 | 2 | 3-1 | 6-3 | W, 6-3 | 346 ft | 95.2 mph | 29° |
| 47. | Samad Taylor (4) | 39 - May 17 | vs. Toledo | Zach Logue (L) | 4-seam FB | RCF | 1 | ▼1 | 0 | 0-1 | 2-1 | W, 16-8 | 372 ft | 100.0 mph | 30° |
| 48. | Logan Porter (7) | 39 - May 17 | vs. Toledo | Zach Logue (L) | 4-seam FB | LF | 1 | ▼1 | 0 | 0-0 | 4-1 | W, 16-8 | 401 ft | 102.3 mph | 38° |
| 49. | Angelo Castellano (4) | 39 - May 17 | vs. Toledo | Miguel Del Pozo (L) | 4-seam FB | LF | 1 | ▼5 | 2 | 1-0 | 10-5 | W, 16-8 | 385 ft | 99.2 mph | 26° |
| 50. | Brewer Hicklen (2) | 40 - May 18 | vs. Toledo | Miguel Diaz | Sinker | LCF | 2 | ▼8 | 0 | 2-0 | 9-0 | W, 9-0 | 443 ft | 108.4 mph | 32° |
| 51. | Drew Waters (1) | 43 - May 21 | vs. Toledo | Ashton Goudeau | 4-seam FB | RCF | 0 | ▼3 | 0 | 1-1 | 1-2 | W, 8-4 | 408 ft | 108.7 mph | 29° |
| 52. | Drew Waters (2) | 43 - May 21 | vs. Toledo | Ashton Goudeau | Changeup | LCF | 1 | ▼4 | 1 | 2-0 | 4-3 | W, 8-4 | 366 ft | 99.5 mph | 32° |
| 53. | Tucker Bradley (2) | 43 - May 21 | vs. Toledo | Seth Elledge | Sinker | LCF | 1 | ▼6 | 0 | 1-1 | 6-4 | W, 8-4 | 388 ft | 100.5 mph | 28° |
| 54. | Jakson Reetz (4) | 43 - May 21 | vs. Toledo | Braden Bristo | Sweeper | LF | 0 | ▼7 | 0 | 2-1 | 8-4 | W, 8-4 | 412 ft | 104.1 mph | 36° |
| 55. | Dairon Blanco (3) | 44 - May 23 | @ St. Paul | Simeon Woods Richardson | 4-seam FB | CF | 0 | ▲4 | 1 | 1-1 | 4-0 | W, 6-1 | 455 ft | 104.5 mph | 28° |
| 56. | Nick Loftin (7) | 45 - May 24 | @ St. Paul | Brent Headrick (L) | Changeup | LF | 2 | ▲3 | 1 | 2-2 | 3-5 | L, 6-5 | 433 ft | 103.7 mph | 24° |
| 57. | Nick Loftin (8) | 46 - May 25 | @ St. Paul | Cody Lawersyson | Sweeper | LF | 2 | ▲7 | 0 | 1-2 | 4-4 | L, 8-6 | 357 ft | 97.3 mph | 22° |
| 58. | Johan Camargo (1) | 48 - May 27 | @ St. Paul | Randy Dobnak | Changeup | CF | 0 | ▲5 | 0 | 1-2 | 1-3 | L, 14-1 | 426 ft | 102.2 mph | 26° |
| 59. | Nick Loftin (9) | 50 - May 30 | vs. Memphis | Jake Woodford | Curveball | LF | 1 | ▼1 | 2 | 0-0 | 2-1 | W, 7-6 | 370 ft | 91.0 mph | 29° |
| 60. | Tyler Gentry (4) | 50 - May 30 | vs. Memphis | Connor Thomas (L) | Slider | LCF | 1 | ▼3 | 0 | 2-1 | 4-1 | W, 7-6 | 471 ft | 103.6 mph | 27° |
| 61. | Johan Camargo (2) | 52 - June 1 | vs. Memphis | Dakota Hudson | Slider | RCF | 1 | ▼4 | 2 | 0-2 | 2-1 | L, 12-6 | 393 ft | 98.2 mph | 31° |
| 62. | Brewer Hicklen (3) | 52 - June 1 | vs. Memphis | Ryan Loutos | Sinker | CF | 0 | ▼7 | 0 | 1-0 | 4-10 | L, 12-6 | 425 ft | 105.8 mph | 33° |
| 63. | CJ Alexander (8) | 52 - June 1 | vs. Memphis | Ryan Loutos | Cutter | RCF | 1 | ▼8 | 0 | 2-2 | 5-12 | L, 12-6 | 400 ft | 102.8 mph | 30° |
| 64. | Nate Eaton (2) | 53 - June 2 | vs. Memphis | Tommy Parsons | 4-seam FB | LF | 0 | ▼1 | 1 | 0-0 | 1-0 | W, 10-9 (10) | 330 ft | 103.3 mph | 46° |
| 65. | Johan Camargo (3) | 56 - June 6 | @ Indianapolis | Yerry De Los Santos | Sinker | RCF | 0 | ▲9 | 0 | 3-1 | 3-2 | W, 4-2 | 399 ft | 107.6 mph | 22° |
| 66. | CJ Alexander (9) | 57 - June 7 | @ Indianapolis | Quinn Priester | Curveball | RCF | 2 | ▲2 | 0 | 1-2 | 3-2 | W, 9-7 | 404 ft | 101.3 mph | 34° |
| 67. | CJ Alexander (10) | 58 - June 8 | @ Indianapolis | Eli Villalobos | 4-seam FB | RCF | 1 | ▲7 | 2 | 2-1 | 14-7 | W, 15-7 | 408 ft | 108.5 mph | 35° |
| 68. | Brewer Hicklen (4) | 59 - June 9 | @ Indianapolis | Kent Emanuel (L) | Sinker | RCF | 1 | ▲4 | 1 | 1-1 | 5-1 | W, 6-2 | 410 ft | 106.9 mph | 26° |
| 69. | Tyler Gentry (5) | 60 - June 10 | @ Indianapolis | Hunter Stratton | Slider | LF | 2 | ▲5 | 2 | 0-2 | 3-2 | W, 9-5 | 431 ft | 106.0 mph | 28° |
| 70. | Samad Taylor (5) | 61 - June 13 | vs. Columbus | Joey Cantillo (L) | 4-seam FB | LCF | 0 | ▼6 | 1 | 1-1 | 1-2 | W, 6-5 | 395 ft | 102.4 mph | 27° |
| 71. | Brewer Hicklen (5) | 61 - June 13 | vs. Columbus | Michael Kelly | Slider | LF | 1 | ▼8 | 2 | 2-1 | 6-5 | W, 6-5 | 422 ft | 108.1 mph | 28° |
| 72. | Samad Taylor (6) | 62 - June 14 | vs. Columbus | Gavin Williams | 4-seam FB | CF | 0 | ▼1 | 0 | 2-1 | 1-0 | W, 6-1 | 422 ft | 104.5 mph | 27° |
| 73. | Johan Camargo (4) | 62 - June 14 | vs. Columbus | Gavin Williams | 4-seam FB | LF | 0 | ▼4 | 1 | 0-2 | 2-1 | W, 6-1 | 324 ft | 90.8 mph | 34° |
| 74. | Tyler Gentry (6) | 62 - June 14 | vs. Columbus | Caleb Simpson | 4-seam FB | LCF | 1 | ▼7 | 2 | 0-1 | 6-1 | W, 6-1 | 388 ft | 101.2 mph | 24° |
| 75. | Kyle Isbel (1) | 64 - June 16 | vs. Columbus | Thomas Ponticelli | Sweeper | CF | 0 | ▼1 | 1 | 1-0 | 1-1 | W, 4-1 | 406 ft | 104.3 mph | 23° |
| 76. | Nate Eaton (3) | 65 - June 17 | vs. Columbus | Jhon Romero | 4-seam FB | CF | 0 | ▼1 | 0 | 0-0 | 1-0 | W, 13-4 | 412 ft | 103.0 mph | 33° |
| 77. | Nate Eaton (4) | 65 - June 17 | vs. Columbus | Caleb Baragar (L) | 4-seam FB | LF | 0 | ▼3 | 0 | 2-2 | 2-0 | W, 13-4 | 410 ft | 103.8 mph | 37° |
| 78. | Jermaine Palacios (1) | 66 - June 18 | vs. Columbus | Joey Cantillo (L) | Changeup | LCF | 1 | ▼2 | 2 | 1-1 | 2-0 | W, 6-4 | 409 ft | 101.9 mph | 29° |
| 79. | John Rave (1) | 66 - June 18 | vs. Columbus | Joey Cantillo (L) | 4-seam FB | LCF | 2 | ▼3 | 2 | 1-2 | 6-1 | W, 6-4 | ITP | 96.5 mph | 26° |
| 80. | Adeiny Hechavarria (1) | 69 - June 22 | @ Rochester | Tommy Romero | 4-seam FB | LCF | 3 | ▲4 | 2 | 3-0 | 4-2 | W, 8-4 | 411 ft | 100.5 mph | 29° |
| 81. | Kyle Isbel (2) | 70 - June 23 | @ Rochester | Joan Adon | 4-seam FB | RF | 0 | ▲4 | 0 | 3-2 | 1-0 | W, 4-2 | 375 ft | 102.8 mph | 32° |
| 82. | John Rave (2) | 71 - June 24 | @ Rochester | Anthony Banda (L) | Slider | RCF | 0 | ▲4 | 2 | 1-1 | 1-0 | L, 3-2 | 406 ft | 101.9 mph | 24° |

| HR # | PLAYER (SEASON #) | GM # – DATE | OPPONENT | PITCHER | PITCH TYPE | DIRECTION | ON BASE | INNING | OUTS | COUNT | SCORE | FINAL | DISTANCE | EXIT VELO | LAUNCH ANGLE |
|------|------------------------|------------------|------------------|----------------------|------------|-----------|---------|--------|------|-------|-------|-------------|----------|-----------|--------------|
| 83. | Adeiny Hechavarria (2) | 74 – June 29 | vs. Iowa | Riley Thompson | 4-seam FB | LCF | 0 | ▼ 2 | 1 | 1-1 | 1-2 | W, 8-3 | 387 ft | 97.1 mph | 36° |
| 84. | Angelo Castellano (5) | 74 – June 29 | vs. Iowa | Riley Thompson | Sinker | LF | 1 | ▼ 2 | 1 | 0-0 | 3-2 | W, 8-3 | 396 ft | 99.6 mph | 30° |
| 85. | John Rave (3) | 74 – June 29 | vs. Iowa | Brendon Little (L) | Sinker | LF | 0 | ▼ 7 | 2 | 3-1 | 8-2 | W, 8-3 | 366 ft | 98.0 mph | 32° |
| 86. | Tucker Bradley (3) | 76 – July 2 (G1) | vs. Iowa | Chris Clarke | Slider | RF | 1 | ▼ 3 | 2 | 1-0 | 5-1 | W, 11-1 (7) | 355 ft | 90.5 mph | 36° |
| 87. | Angelo Castellano (6) | 76 – July 2 (G1) | vs. Iowa | Rowan Wick | 4-seam FB | LF | 0 | ▼ 5 | 2 | 1-2 | 8-1 | W, 11-1 (7) | 385 ft | 102.5 mph | 21° |
| 88. | Nate Eaton (5) | 77 – July 2 (G2) | vs. Iowa | Nick Neidert | Curveball | CF | 0 | ▼ 4 | 2 | 0-0 | 2-1 | L, 6-2 (7) | 422 ft | 103.0 mph | 28° |
| 89. | Tyler Gentry (7) | 78 – July 3 | vs. Iowa | Ben Brown | Slider | LF | 0 | ▼ 4 | 1 | 2-2 | 2-4 | L, 7-6 | 352 ft | 98.7 mph | 22° |
| 90. | Logan Porter (8) | 80 – July 5 | @ Gwinnett | Justus Sheffield (L) | Sinker | LF | 0 | ▲ 3 | 0 | 0-0 | 4-1 | L, 8-7 (10) | 383 ft | 97.8 mph | 40° |
| 91. | Nate Eaton (6) | 80 – July 5 | @ Gwinnett | Nick Margevicius (L) | Changeup | CF | 1 | ▲ 1 | 1 | 2-1 | 3-1 | L, 9-6 | 417 ft | 101.3 mph | 32° |
| 92. | Tyler Gentry (8) | 80 – July 5 | @ Gwinnett | Dereck Rodriguez | 4-seam FB | LCF | 2 | ▲ 6 | 2 | 2-0 | 6-7 | L, 9-6 | 410 ft | 104.3 mph | 24° |
| 93. | Logan Porter (9) | 82 – July 7 | @ Gwinnett | Jared Shuster (L) | Changeup | LCF | 0 | ▲ 1 | 2 | 2-1 | 1-0 | W, 7-1 | 400 ft | 103.6 mph | 26° |
| 94. | Jermaine Palacios (2) | 82 – July 7 | @ Gwinnett | Matt Swarmer | Slider | LF | 1 | ▲ 6 | 0 | 1-2 | 4-1 | W, 7-1 | 357 ft | 95.3 mph | 28° |
| 95. | Brewer Hicklen (5) | 84 – July 14 | vs. Indianapolis | Wil Crowe | – | LCF | 0 | ▼ 2 | 1 | 0-0 | 2-10 | L, 13-5 | 441 ft | – | – |
| 96. | Tucker Bradley (4) | 84 – July 14 | vs. Indianapolis | Kent Emanuel (L) | Sinker | RF | 0 | ▼ 5 | 0 | 2-0 | 3-11 | L, 13-5 | 415 ft | 106.3 mph | 33° |
| 97. | Brewer Hicklen (6) | 84 – July 14 | vs. Indianapolis | Juan Minaya | Slider | LCF | 1 | ▼ 9 | 2 | 0-0 | 5-13 | L, 13-5 | 428 ft | 108.5 mph | 26° |
| 98. | Tyler Gentry (9) | 85 – July 15 | vs. Indianapolis | Cam Alldred (L) | Slider | LF | 2 | ▼ 2 | 1 | 0-2 | 3-0 | W, 8-3 | 355 ft | 97.1 mph | 23° |
| 99. | Logan Porter (10) | 85 – July 15 | vs. Indianapolis | Jose Hernandez (L) | 4-seam FB | LCF | 1 | ▼ 3 | 1 | 2-1 | 5-1 | W, 8-3 | 382 ft | 97.7 mph | 29° |
| 100. | CJ Alexander (11) | 85 – July 15 | vs. Indianapolis | Hunter Stratton | Cutter | RF | 1 | ▼ 7 | 2 | 1-2 | 8-2 | W, 8-3 | 382 ft | 97.2 mph | 37° |
| 101. | Adeiny Hechavarria (3) | 86 – July 16 | vs. Indianapolis | Jared Jones | 4-seam FB | RCF | 2 | ▼ 4 | 2 | 3-1 | 3-3 | L, 11-4 | 396 ft | 99.3 mph | 35° |
| 102. | Nate Eaton (7) | 86 – July 16 | vs. Indianapolis | Kyle Nicolas | 4-seam FB | CF | 0 | ▼ 6 | 0 | 0-0 | 4-10 | L, 11-4 | 413 ft | 101.9 mph | 29° |
| 103. | Nate Eaton (8) | 88 – July 19 | vs. St. Paul | Aaron Sanchez | Changeup | LCF | 1 | ▼ 9 | 1 | 2-0 | 4-9 | L, 9-4 | 396 ft | 104.1 mph | 37° |
| 104. | Jermaine Palacios (3) | 89 – July 20 | vs. St. Paul | Ronny Henriquez | 4-seam FB | LF | 0 | ▼ 5 | 0 | 2-0 | 2-0 | L, 6-5 | 364 ft | 96.0 mph | 30° |

| | | | | | | | | | | | | | | STORM CHASERS | | | | OPPONENT | | | |
|---|-------|----------------|--------------|--------|----------------|---------------------|---------------------------|------------------|-------|-----------|-------------|-------|-----------|---------------|----|---|----|----------|----|---|----|
| GM # | MARCH | OPPONENT | SCORE | RECORD | STANDINGS, DIV | WIN | LOSS | SAVE | TEMP. | 1ST PITCH | TIME | ATT. | HOME ATT. | R | H | E | LO | R | H | E | LO |
| 1. | 3/31 | @ Indianapolis | W, 8-6 | 1-0 | 1st +0.5 | C. Snider (1-0) | Y. De Los Santos (0-1) | J. Staumont (1) | 66° | 7:05 PM | 2:54 | 8,095 | | 8 | 12 | 0 | 14 | 6 | 11 | 2 | 7 |
| | | | | | | | | | | | | | | STORM CHASERS | | | | OPPONENT | | | |
| GM # | APRIL | OPPONENT | SCORE | RECORD | STANDINGS, DIV | WIN | LOSS | SAVE | TEMP. | 1ST PITCH | TIME | ATT. | HOME ATT. | R | H | E | LO | R | H | E | LO |
| 2. | 4/1 | @ Indianapolis | W, 12-1 | 2-0 | 1st +1.0 | D. Parrish (1-0) | C. Smith (0-1) | - | 42° | 1:37 PM | 2:26 | 4,012 | | 12 | 16 | 0 | 11 | 1 | 5 | 2 | 3 |
| 3. | 4/2 | @ Indianapolis | W, 8-3 | 3-0 | 1st +1.0 | J. Kowar (1-0) | D. Zamora (0-1) | - | 49° | 1:36 PM | 2:53 | 4,240 | | 8 | 12 | 0 | 9 | 3 | 11 | 2 | 10 |
| 4. | 4/4 | TOLEDO | L, 9-2 | 3-1 | 2nd -0.5 | B. White (1-0) | M. Castillo (0-1) | - | 55° | 6:42 PM | 2:27 | 3,200 | 3,200 | 2 | 6 | 0 | 6 | 9 | 12 | 0 | 5 |
| 5. | 4/5 | TOLEDO | L, 7-6 | 3-2 | 2nd -1.0 | T. Holton (1-0) | R. Weiss (0-1) | M. Díaz (2) | 35° | 12:07 PM | 2:40 | 1,405 | 4,605 | 6 | 8 | 2 | 6 | 7 | 12 | 1 | 9 |
| 6. | 4/6 | TOLEDO | L, 8-5 | 3-3 | 3rd -2.0 | J. Fry (1-0) | J. Kowar (1-1) | M. Del Pozo (1) | 45° | 12:06 PM | 2:48 | 1,607 | 6,212 | 5 | 7 | 1 | 4 | 8 | 10 | 2 | 9 |
| 7. | 4/7 | TOLEDO | W, 9-4 | 4-3 | 2nd -1.0 | J. Heasley (1-0) | R. Olson (0-2) | - | 70° | 6:35 PM | 2:35 | 1,968 | 8,180 | 9 | 12 | 0 | 6 | 4 | 9 | 0 | 11 |
| 8. | 4/8 | TOLEDO | W, 13-8 | 5-3 | 2nd -0.5 | M. Martinez (1-0) | M. Lorenzen (0-1) | - | 71° | 2:05 PM | 2:49 | 2,070 | 10,250 | 13 | 12 | 3 | 4 | 8 | 13 | 0 | 12 |
| 9. | 4/9 | TOLEDO | L, 8-2 | 5-4 | 2nd -1.5 | T. Holton (2-0) | M. Castillo (0-2) | - | 73° | 2:11 PM | 2:57 | 2,119 | 12,369 | 2 | 6 | 3 | 12 | 8 | 13 | 0 | 11 |
| 10. | 4/11 | @ Iowa | L, 9-6 | 5-5 | 15th -2.5 | R. Elias (1-0) | M. Mayers (0-1) | M. Rodriguez (1) | 79° | 6:38 PM | 2:34 | 3,557 | | 6 | 10 | 0 | 6 | 9 | 7 | 1 | 6 |
| 11. | 4/12 | @ Iowa | W, 10-6 | 6-5 | 15th -1.5 | J. Kowar (2-0) | R. Thompson (0-1) | - | 77° | 12:09 PM | 2:26 | 4,085 | | 10 | 12 | 0 | 5 | 6 | 8 | 0 | 4 |
| 12. | 4/13 | @ Iowa | L, 14-1 | 6-6 | 16th -2.5 | N. Neidert (1-1) | J. Heasley (1-1) | - | 81° | 6:38 PM | 2:18 | 3,647 | | 1 | 6 | 1 | 4 | 14 | 15 | 0 | 8 |
| 13. | 4/14 | @ Iowa | W, 11-8 | 7-6 | 16th -2.0 | C. Snider (2-0) | M. Rodriguez (1-1) | N. Wittgren (1) | 79° | 7:09 PM | 3:16 | 6,257 | | 11 | 11 | 2 | 10 | 8 | 11 | 3 | 10 |
| 4/15 @Iowa PPD/Rain (To be made up April 16) | | | | | | | | | | | | | | | | | | | | | |
| 4/16-6/1 @Iowa Cancelled/Snow | | | | | | | | | | | | | | | | | | | | | |
| 4/16-6/2 @Iowa Cancelled/Snow | | | | | | | | | | | | | | | | | | | | | |
| 14. | 4/18 | GWINNETT | L, 4-1 | 7-7 | 15th -3.0 | T. Tice (2-0) | J. Kowar (2-2) | Y. Rios (1) | 70° | 6:39 PM | 2:24 | 1,703 | 14,072 | 1 | 7 | 1 | 8 | 4 | 6 | 0 | 8 |
| 15. | 4/19 | GWINNETT | L, 6-2 | 7-8 | 15th -4.0 | B. Burrows (1-0) | J. Heasley (1-2) | - | 70° | 12:05 PM | 2:15 | 6,641 | 20,713 | 2 | 6 | 0 | 5 | 6 | 10 | 0 | 3 |
| 16. | 4/20 | GWINNETT | L, 9-3 | 7-9 | 16th -4.5 | B. Moran (1-0) | M. Castillo (0-3) | - | 56° | 6:37 PM | 2:47 | 2,026 | 22,739 | 3 | 3 | 1 | 10 | 9 | 10 | 1 | 5 |
| 17. | 4/21 | GWINNETT | L, 7-3 | 7-10 | 7th -6.0 | A. Winans (1-2) | E. Sisk (0-1) | - | 44° | 6:36 PM | 3:01 | 2,041 | 24,780 | 3 | 9 | 2 | 9 | 7 | 11 | 0 | 8 |
| 18. | 4/22 | GWINNETT | L, 5-2 | 7-11 | 16th -7.0 | D. Dodd (1-0) | A. Núñez (0-1) | Y. Rios (2) | 42° | 2:06 PM | 2:27 | 3,025 | 27,805 | 2 | 4 | 1 | 2 | 5 | 10 | 0 | 10 |
| 19. | 4/23 | GWINNETT | W, 5-3 | 8-11 | 16th -6.0 | M. Mayers (1-1) | N. Kingham (0-3) | N. Wittgren (2) | 49° | 2:06 PM | 2:23 | 2,046 | 29,851 | 5 | 12 | 3 | 6 | 3 | 8 | 0 | 9 |
| 20. | 4/25 | @ Nashville | L, 8-3 | 8-12 | 16th -7.0 | R. Gasser (1-0) | J. Heasley (1-3) | - | 67° | 6:39 PM | 2:14 | 4,127 | | 3 | 5 | 1 | 3 | 8 | 11 | 0 | 6 |
| 21. | 4/26 | @ Nashville | L, 5-0 | 8-13 | 17th -8.0 | C. Boushley (1-1) | M. Castillo (0-4) | - | 68° | 6:37 PM | 2:27 | 5,455 | | 0 | 4 | 0 | 5 | 5 | 11 | 1 | 8 |
| 22. | 4/27 | @ Nashville | W, 2-1 | 9-13 | 7th -7.0 | A. Cox (1-0) | J. Junk (2-1) | N. Wittgren (3) | 61° | 7:19 PM | 2:28 (:44) | 3,507 | | 2 | 8 | 0 | 7 | 1 | 6 | 1 | 8 |
| 23. | 4/28 | @ Nashville | L, 4-3 | 9-14 | 7th -7.0 | J. Bukauskas (1-0) | J. Dye (0-1) | - | 69° | 6:37 PM | 2:26 | 6,707 | | 3 | 5 | 1 | 3 | 4 | 7 | 1 | 4 |
| 24. | 4/29 | @ Nashville | L, 6-5 (10) | 9-15 | 18th -8.0 | L. Erceg (3-0) | E. Sisk (0-2) | - | 70° | 6:39 PM | 2:58 | 9,833 | | 5 | 8 | 0 | 6 | 6 | 13 | 1 | 15 |
| 25. | 4/30 | @ Nashville | W, 10-6 | 10-15 | 7th -7.0 | A. Núñez (1-1) | J. Bukauskas (1-1) | - | 61° | 3:08 PM | 3:00 (7:03) | 9,469 | | 10 | 11 | 1 | 9 | 6 | 9 | 3 | 9 |
| APRIL Hitting Results: .250/.337/.441 (200-for-799), 49 2B, 2 3B, 33 HR, 124 R, 99 BB, 38 SB // APRIL Pitching Results: 9-15, 5.65 ERA (133 ER in 212.0 IP), 3/7 SV, 238 H, 30 HR, 104 BB, 198 K, 1.61 WHIP, .284 AVG | | | | | | | | | | | | | | | | | | | | | |
| | | | | | | | | | | | | | | STORM CHASERS | | | | OPPONENT | | | |
| GM # | MAY | OPPONENT | SCORE | RECORD | STANDINGS, DIV | WIN | LOSS | SAVE | TEMP. | 1ST PITCH | TIME | ATT. | HOME ATT. | R | H | E | LO | R | H | E | LO |
| 26. | 5/2 | LOUISVILLE | L, 10-4 | 10-16 | 18th -8.0 | A. Abbott (1-0) | M. Castillo (0-5) | - | 57° | 12:06 PM | 2:57 | 2,024 | 31,875 | 4 | 6 | 0 | 10 | 10 | 14 | 2 | 8 |
| 27. | 5/3 | LOUISVILLE | L, 7-4 | 10-17 | 10th -9.0 | B. Lively (4-0) | M. Martinez (1-1) | - | 60° | 11:07 AM | 2:20 | 3,364 | 35,239 | 4 | 10 | 1 | 5 | 7 | 11 | 0 | 7 |
| 28. | 5/4 | LOUISVILLE | L, 12-10 | 10-18 | 10th -9.0 | R. Wynne (1-1) | D. Parrish (1-1) | - | 77° | 6:36 PM | 2:45 | 3,333 | 38,572 | 10 | 11 | 1 | 9 | 12 | 13 | 4 | 4 |
| 29. | 5/5 | LOUISVILLE | W, 6-2 | 11-18 | 10th -8.0 | M. Mayers (2-1) | B. Williamson (1-4) | J. Kowar (1) | 63° | 6:36 PM | 2:14 | 5,735 | 44,307 | 6 | 5 | 0 | 3 | 2 | 7 | 1 | 7 |
| 30. | 5/6 | LOUISVILLE | W, 11-9 | 12-18 | 8th -7.5 | E. Sisk (1-2) | J. Kuhnel (0-1) | J. Cuas (1) | 78° | 6:37 PM | 2:57 | 3,872 | 48,179 | 11 | 12 | 0 | 8 | 9 | 13 | 1 | 6 |
| 31. | 5/7 | LOUISVILLE | L, 4-3 | 12-19 | 9th -7.0 | Z. Brown (1-1) | B. Kriske (0-1) | A. Busenitz (3) | 82° | 2:07 PM | 2:46 | 2,469 | 50,648 | 3 | 8 | 0 | 7 | 4 | 6 | 0 | 8 |
| 32. | 5/9 | @ Scranton/WB | L, 14-2 | 12-20 | 9th -8.0 | M. Spence (3-2) | D. Parrish (1-2) | - | 68° | 6:06 PM | 2:20 | 3,053 | | 2 | 4 | 1 | 2 | 14 | 18 | 1 | 7 |
| 33. | 5/10 | @ Scranton/WB | L, 4-3 | 12-21 | 10th -8.5 | A. McGarity (3-0) | D. Coleman (0-1) | - | 60° | 11:05 AM | 2:41 | 5,829 | | 3 | 5 | 0 | 9 | 4 | 4 | 1 | 6 |
| 34. | 5/11 | @ Scranton/WB | W, 4-3 (11) | 13-21 | 9th -8.5 | A. Núñez (2-1) | D. Snelten (0-2) | - | 76° | 6:37 PM | 3:02 | 3,691 | | 4 | 4 | 0 | 6 | 3 | 8 | 2 | 10 |
| 35. | 5/12 | @ Scranton/WB | W, 3-2 | 14-21 | 9th -8.5 | D. Lynch (1-0) | R. Vásquez (0-5) | N. Wittgren (4) | 79° | 6:35 PM | 2:22 | 4,142 | | 3 | 8 | 0 | 5 | 2 | 4 | 1 | 6 |
| 36. | 5/13 | @ Scranton/WB | L, 8-6 | 14-22 | 10th -9.0 | A. McGarity (4-0) | B. Kriske (0-2) | - | 76° | 4:05 PM | 2:32 | 5,027 | | 6 | 14 | 0 | 6 | 8 | 10 | 0 | 5 |
| 37. | 5/14 | @ Scranton/WB | W, 6-3 | 15-22 | 9th -8.0 | J. Dipoto (1-0) | D. Snelten (0-3) | N. Wittgren (5) | 75° | 1:06 PM | 3:02 | 3,058 | | 6 | 7 | 0 | 6 | 3 | 9 | 1 | 11 |
| 38. | 5/16 | TOLEDO | L, 9-2 | 15-23 | 10th -8.0 | H. Hembree (4-1) | J. Heasley (1-4) | - | 77° | 6:36 PM | 2:45 | 2,001 | 52,649 | 2 | 9 | 1 | 15 | 9 | 12 | 0 | 6 |
| 39. | 5/17 | TOLEDO | W, 16-8 | 16-23 | 10th -7.5 | W. Pennington (1-0) | Z. Logue (1-3) | - | 83° | 6:37 PM | 2:54 | 2,218 | 54,867 | 16 | 18 | 0 | 8 | 8 | 14 | 2 | 3 |
| 40. | 5/18 | TOLEDO | W, 9-0 | 17-23 | 10th -6.5 | A. Cox (2-0) | B. Haniffee (0-3) | - | 78° | 6:37 PM | 2:31 | 3,529 | 58,396 | 9 | 14 | 0 | 8 | 0 | 3 | 0 | 6 |
| 41. | 5/19 | TOLEDO | W, 9-1 | 18-23 | 10th -6.0 | A. Núñez (3-1) | A. Bergner (1-1) | - | 66° | 6:36 PM | 2:41 | 5,058 | 63,454 | 9 | 12 | 1 | 9 | 1 | 6 | 1 | 8 |
| 42. | 5/20 | TOLEDO | L, 4-1 | 18-24 | 10th -7.5 | R. Olson (2-3) | J. McArthur (0-1) | M. Díaz (7) | 75° | 6:38 PM | 2:47 | 6,882 | 70,336 | 1 | 2 | 0 | 8 | 4 | 5 | 1 | 8 |
| 43. | 5/21 | TOLEDO | W, 8-4 | 19-24 | 10th -6.5 | N. Wittgren (1-0) | S. Elledge (0-1) | - | 81° | 5:07 PM | 2:50 | 3,995 | 74,331 | 8 | 12 | 0 | 9 | 4 | 15 | 2 | 11 |
| 44. | 5/23 | @ St. Paul | W, 6-1 | 20-24 | 10th -6.5 | D. Lynch (2-0) | S. Woods Richardson (0-5) | - | 76° | 11:09 AM | 2:24 | 7,436 | | 6 | 10 | 0 | 10 | 1 | 6 | 0 | 7 |
| 45. | 5/24 | @ St. Paul | L, 6-5 | 20-25 | 10th -6.5 | O. Ortega (2-0) | B. Kriske (0-3) | - | 68° | 7:08 PM | 3:00 | 4,222 | | 5 | 11 | 1 | 12 | 6 | 9 | 2 | 9 |
| 46. | 5/25 | @ St. Paul | L, 8-6 | 20-26 | 10th -7.5 | R. Henriquez (1-0) | A. Núñez (3-2) | P. Murphy (2) | 74° | 7:09 PM | 2:50 | 7,218 | | 6 | 10 | 3 | 12 | 8 | 10 | 2 | 6 |
| 47. | 5/26 | @ St. Paul | W, 6-4 | 21-26 | 9th -6.5 | D. Parrish (2-2) | C. Sadzeck (1-3) | D. Coleman (1) | 77° | 7:08 PM | 2:59 | 6,080 | | 6 | 8 | 1 | 8 | 4 | 8 | 1 | 9 |
| 48. | 5/27 | @ St. Paul | L, 14-1 | 21-27 | 9th -7.5 | R. Dobnak (2-1) | J. Heasley (1-5) | - | 80° | 7:10 PM | 2:51 | 6,386 | | 1 | 6 | 3 | 8 | 14 | 16 | 1 | 10 |
| 49. | 5/28 | @ St. Paul | L, 10-6 | 21-28 | 10th -8.5 | J. Winder (3-1) | J. Kowar (2-3) | - | 82° | 5:12 PM | 2:28 | 8,640 | | 6 | 11 | 2 | 4 | 10 | 9 | 1 | 2 |
| 50. | 5/30 | MEMPHIS | W, 7-6 | 22-28 | 9th -8.0 | A. Veneziano (1-0) | J. Woodford (0-1) | B. Kriske (1) | 82° | 7:06 PM | 2:32 | 2,352 | 76,683 | 7 | 12 | 0 | 6 | 6 | 6 | 3 | 8 |
| 51. | 5/31 | MEMPHIS | L, 9-4 | 22-29 | 10th -8.5 | M. McGreevy (4-0) | A. Cox (2-1) | - | 84° | 7:06 PM | 2:37 | 5,049 | 81,732 | 4 | 9 | 2 | 8 | 9 | 11 | 2 | 8 |
| MAY Hitting Results: .269/.366/.436 (238-for-885), 53 2B, 7 3B, 27 HR, 148 R, 120 BB, 58 SB // MAY Pitching Results: 12-14, 5.61 ERA (162 ER in 229.1 IP), 6/12 SV, 247 H, 46 HR, 126 BB, 235 K, 1.63 WHIP, .278 AVG | | | | | | | | | | | | | | | | | | | | | |
| | | | | | | | | | | | | | | STORM CHASERS | | | | OPPONENT | | | |
| GM # | JUNE | OPPONENT | SCORE | RECORD | STANDINGS, DIV | WIN | LOSS | SAVE | TEMP. | 1ST PITCH | TIME | ATT. | HOME ATT. | R | H | E | LO | R | H | E | LO |
| 52. | 6/1 | MEMPHIS | L, 12-6 | 22-30 | 10th -9.0 | D. Hudson (2-3) | C. Snider (2-1) | - | 70° | 7:07 PM | 3:12 | 3,685 | 85,417 | 6 | 9 | 1 | 8 | 12 | 11 | 0 | 9 |
| 53. | 6/2 | MEMPHIS | W, 10-9 (10) | 23-30 | 10th -8.5 | J. Dipoto (2-0) | J. Walsh (2-1) | - | 76° | 7:07 PM | 3:23 | 5,206 | 90,623 | 10 | 13 | 2 | 8 | 9 | 12 | 3 | 10 |
| 54. | 6/3 | MEMPHIS | L, 4, | | | | | | | | | | | | | | | | | | |

| GM # | JUNE | OPPONENT | SCORE | RECORD | STANDINGS, LG | WIN | LOSS | SAVE | TEMP. | 1ST PITCH | TIME | ATT. | HOME ATT. | STORM CHASERS | | | | OPPONENT | | | |
|--|------|----------|--------|------------|---------------|--------------------|-------------------|------|-------|-----------|------|-------|-----------|---|----|---|----|----------|---|---|----|
| | | | | | | | | | | | | | | R | H | E | LO | R | H | E | LO |
| 73. | 6/28 | IOWA | L, 9-2 | 0-1, 38-35 | 17th -1.0 | C. Kilian (5-1) | B. Hanfee (0-3) | - | 83° | 12:07 PM | 2:33 | 3,776 | 131,378 | 2 | 5 | 1 | 5 | 9 | 7 | 0 | 8 |
| 74. | 6/29 | IOWA | W, 8-3 | 1-1, 39-35 | 17th -1.0 | M. Mayers (3-1) | R. Thompson (2-5) | - | 89° | 7:09 PM | 2:44 | 5,951 | 137,329 | 8 | 12 | 0 | 11 | 3 | 3 | 1 | 4 |
| 75. | 6/30 | IOWA | L, 6-5 | 1-2, 39-36 | 11th -2.0 | M. Rodriguez (2-3) | J. Kowar (2-4) | - | 82° | 7:08 PM | 2:52 | 6,012 | 143,341 | 5 | 9 | 0 | 10 | 6 | 8 | 2 | 5 |
| JUNE Hitting Results: .281/.380/.450 (226-for-804), 55 2B, 3 3B, 25 HR, 152 R, 125 BB, 45 SB | | | | | | | | | | | | | | JUNE Pitching Results: 16-6, 4.35 ERA (104 ER in 215.1 IP), 6/11 SV, 187 H, 26 HR, 122 BB, 219 K, 1.46 WHIP, .232 AVG | | | | | | | |

| | | | | | | | | | | | | | | STORM CHASERS | | | | OPPONENT | | | | |
|---|--------|--------------|-------------------------------------|-------------|---------------|----------------------|------------------|-------------------|-------|-----------|-------------|--------|-----------|---------------|----|---|----|----------|----|---|----|--|
| GM # | JULY | OPPONENT | SCORE | RECORD | STANDINGS, LG | WIN | LOSS | SAVE | TEMP. | 1ST PITCH | TIME | ATT. | HOME ATT. | R | H | E | LO | R | H | E | LO | |
| 76. | 7/1 | IOWA | PPD/Rain (Made up July 2, 6-2 loss) | | | | | | | | | | | | | | | | | | | |
| 76. | 7/2 G1 | IOWA | W, 11-1 (7) | 2-2, 40-36 | '8th -1.5 | J. Bowlan (2-0) | C. Clarke (0-3) | - | 84° | 2:07 PM | 2:20 | - | 143,341 | 11 | 16 | 0 | 6 | 1 | 4 | 0 | 8 | |
| 77. | 7/2 G2 | IOWA | L, 6-2 (7) | 2-3, 40-37 | '13th -3.0 | N. Neidert (4-3) | C. Ragans (0-1) | - | 87° | 5:06 PM | 1:46 | 6,764 | 150,105 | 2 | 6 | 0 | 3 | 6 | 10 | 0 | 3 | |
| 78. | 7/3 | IOWA | L, 7-6 | 2-4, 40-38 | '14th -4.0 | B. Brown (4-5) | A. Zepa (0-1) | M. Rodríguez (10) | 88° | 7:08 PM | 2:41 | 9,023 | 159,128 | 6 | 5 | 1 | 5 | 7 | 9 | 1 | 5 | |
| 79. | 7/4 | @ Gwinnett | L, 3-2 | 2-5, 40-39 | '15th -4.0 | R. Muñoz (2-2) | J. Kowar (2-5) | G. Holmes (5) | 88° | 7:07 PM | 2:14 | 10,067 | | 1 | 3 | 1 | 0 | 3 | 4 | 0 | 6 | |
| 80. | 7/5 | @ Gwinnett | L, 8-7 (10) | 2-6, 40-40 | '15th -4.0 | B. Burrows (3-2) | B. Kriske (0-4) | - | 83° | 7:07 PM | 3:08 | 1,811 | | 7 | 13 | 1 | 9 | 8 | 10 | 0 | 9 | |
| 81. | 7/6 | @ Gwinnett | L, 9-6 | 2-7, 40-41 | '18th -5.0 | N. Margevicius (3-2) | E. Sisk (2-3) | G. Holmes (6) | 81° | 7:08 PM | 2:21 | 2,761 | | 6 | 10 | 1 | 4 | 9 | 6 | 0 | 2 | |
| 82. | 7/7 | @ Gwinnett | W, 7-1 | 3-7, 41-41 | '16th -4.5 | C. Ragans (1-1) | J. Shuster (2-2) | J. Bowlan (1) | 80° | 8:13 PM | 2:45 (1:08) | 4,515 | | 7 | 13 | 0 | 13 | 1 | 7 | 0 | 8 | |
| 82. | 7/8 | @ Gwinnett | Cancelled/Wet Grinds | | | | | | | | | | | | | | | | | | | |
| 83. | 7/9 | @ Gwinnett | L, 8-1 | 3-8, 41-42 | 18th -5.5 | A. Winans (7-3) | B. Keller (0-2) | - | 83° | 1:06 PM | 2:23 | 5,129 | | 1 | 3 | 1 | 3 | 8 | 8 | 0 | 7 | |
| 84. | 7/14 | INDIANAPOLIS | L, 13-5 | 3-9, 41-43 | 18th -5.5 | K. Emanuel (7-3) | A. Zepa (0-2) | - | 82° | 7:08 PM | 2:49 | 5,184 | 164,312 | 5 | 12 | 0 | 12 | 13 | 13 | 0 | 9 | |
| 85. | 7/15 | INDIANAPOLIS | W, 8-3 | 4-9, 42-43 | 18th -5.5 | W. Pennington (3-0) | C. Alldred (5-2) | - | 85° | 7:08 PM | 2:35 | 5,768 | 170,080 | 8 | 8 | 0 | 5 | 3 | 9 | 0 | 9 | |
| 86. | 7/16 | INDIANAPOLIS | L, 11-4 | 4-10, 42-44 | '18th -6.0 | J. Jones (2-1) | B. Keller (0-3) | - | 84° | 5:06 PM | 2:48 | 5,553 | 175,633 | 4 | 10 | 0 | 8 | 11 | 14 | 0 | 9 | |
| 87. | 7/18 | ST. PAUL | W, 1-0 | 5-10, 43-44 | 18th -5.0 | W. Pennington (4-0) | J. Winder (5-2) | - | 65° | 12:07 PM | 2:00 | 2,525 | 178,158 | 1 | 5 | 0 | 5 | 0 | 2 | 1 | 4 | |
| 88. | 7/19 | ST. PAUL | L, 9-4 | 5-11, 43-45 | 18th -6.0 | L. Varland (4-0) | J. Bowlan (2-1) | A. Sanchez (1) | 79° | 7:07 PM | 2:49 | 3,927 | 182,085 | 4 | 7 | 0 | 5 | 9 | 8 | 0 | 14 | |
| 89. | 7/20 | ST. PAUL | L, 6-5 | 5-12, 43-46 | '18th -7.0 | A. Brice (1-1) | S. Cruz (0-1) | P. Murphy (6) | 79° | 7:06 PM | 2:44 | 5,555 | 187,640 | 5 | 10 | 0 | 9 | 6 | 10 | 0 | 9 | |
| 90. | 7/21 | ST. PAUL | W, 5-4 | 6-12, 44-46 | 18th -6.5 | C. Chamberlain (1-1) | J. Winder (5-2) | - | 81° | 7:07 PM | 2:36 | 6,598 | 194,238 | 5 | 10 | 0 | 9 | 4 | 6 | 1 | 7 | |
| 91. | 7/22 | ST. PAUL | W, 8-5 | 7-12, 45-46 | 7th -6.0 | W. Klein (1-0) | B. Enlow (2-3) | - | 83° | 7:07 PM | 2:27 | 5,528 | 199,766 | 8 | 9 | 0 | 6 | 5 | 9 | 2 | 4 | |
| 92. | 7/23 | ST. PAUL | W, 3-1 | 8-12, 46-46 | 17th -5.0 | J. McArthur (1-1) | P. Murphy (5-2) | W. Klein (1) | 89° | 5:07 PM | 2:12 | 4,877 | 204,643 | 3 | 8 | 0 | 7 | 1 | 6 | 0 | 6 | |
| 93. | 7/25 | @ Columbus | | | | | | | | | | | | | | | | | | | | |
| 94. | 7/26 | @ Columbus | | | | | | | | | | | | | | | | | | | | |
| 95. | 7/27 | @ Columbus | | | | | | | | | | | | | | | | | | | | |
| 96. | 7/28 | @ Columbus | | | | | | | | | | | | | | | | | | | | |
| 97. | 7/29 | @ Columbus | | | | | | | | | | | | | | | | | | | | |
| 98. | 7/30 | @ Columbus | | | | | | | | | | | | | | | | | | | | |
| JULY Hitting Results: TBD // JULY Pitching Results: TBD | | | | | | | | | | | | | | | | | | | | | | |

[illegible][illegible]

LF

Tucker Bradley, 44 (22-22)
Dairon Blanco, 11 (6-5)
Brewer Hicklen, 10 (2-8)
Samad Taylor, 9 (6-3)
John Rave, 8 (5-3)
Nate Eaton, 4 (3-1)
Nick Pratto, 3 (1-2)
Franmil Reyes, 1 (1-0)
Tyler Gentry, 1 (0-1)

CF

Dairon Blanco, 26 (13-13)
John Rave, 17 (9-8)
Nate Eaton, 13 (6-7)
Drew Waters, 12 (7-5)
Samad Taylor, 11 (2-9)
Kyle Isbel, 8 (6-2)
Brewer Hicklen, 4 (2-2)

RF

Tyler Gentry, 77 (38-39)
Dairon Blanco, 4 (4-0)
Nate Eaton, 4 (2-2)
CJ Alexander, 4 (1-3)
John Rave, 3 (1-2)

SS

Angelo Castellano, 42 (17-25)
Adeiny Hechavarria, 23 (12-11)
Maikel Garcia, 14 (8-6)
Clay Dungan, 9 (5-4)
Jermaine Palacios, 2 (2-0)
Johan Camargo, 1 (1-0)
Nicky Lopez, 1 (1-0)

2B

Samad Taylor, 46 (25-21)
Clay Dungan, 16 (10-6)
Nick Loftin, 9 (1-8)
Nate Eaton, 8 (4-4)
Angelo Castellano, 7 (3-4)
Johan Camargo, 3 (2-1)
Michael Massey, 2 (1-1)
Nicky Lopez, 1 (0-1)

3B

Nick Loftin, 38 (22-16)
Clay Dungan, 10 (6-4)
Jermaine Palacios, 10 (6-4)
Maikel Garcia, 10 (2-8)
Nate Eaton, 9 (2-7)
Johan Camargo, 8 (5-3)
Angelo Castellano, 4 (3-1)
Samad Taylor, 2 (0-2)
Nicky Lopez, 1 (0-1)

SP

Jonathan Heasley, 13 (7-6)
Drew Parrish, 12 (7-5)
Max Castillo, 12 (4-8)
Austin Cox, 9 (5-4)
Anthony Veneziano, 8 (6-2)
Mike Mayers, 8 (3-5)
Angel Zerpa, 5 (0-5)
Daniel Lynch, 4 (3-1)
Daniel Mengden, 3 (3-0)
Alec Marsh, 3 (2-1)
Cole Ragans, 3 (2-1)
Ryan Yarbrough, 3 (1-2)
Jonathan Bowlan, 2 (1-1)
Brad Keller, 2 (1-1)
James McArthur, 2 (1-1)
Jackson Kowar, 1 (0-1)
Marcelo Martinez, 1 (0-1)
Evan Sisk, 1 (0-1)

1B

CJ Alexander, 32 (17-15)
Logan Porter, 20 (12-8)
Nick Pratto, 16 (6-10)
Angelo Castellano, 9 (5-4)
Matt Beaty, 4 (3-1)
Paxton Wallace, 3 (2-1)
Greyson Jenista, 3 (1-2)
Jermaine Palacios, 3 (0-3)
Johan Camargo, 2 (1-1)

DH

Brewer Hicklen, 34 (23-11)
CJ Alexander, 10 (6-4)
Tucker Bradley, 8 (5-3)
Dairon Blanco, 7 (4-3)
Tyler Gentry, 6 (2-4)
Logan Porter, 4 (1-3)
Nick Loftin, 4 (0-4)
Clay Dungan, 3 (2-1)
Jakson Reetz, 3 (1-2)
Franmil Reyes, 3 (1-2)
Matt Beaty, 2 (1-1)
Johan Camargo, 2 (0-2)
Freddy Fermin, 2 (0-2)
Kyle Isbel, 1 (1-0)
Nate Eaton, 1 (0-1)
Michael Massey, 1 (0-1)
Samad Taylor, 1 (0-1)

C

Logan Porter, 47 (23-24)
Jakson Reetz, 23 (12-11)
Freddy Fermin, 12 (6-6)
José Briceño, 10 (5-5)

| 1 | 2 | 3 | 4 | 5 | 6 | 7 | 8 | 9 |
|---|--|---|---|--|---|---|---|--|
| Samad Taylor, 50 (21-29) Drew Waters, 12 (7-5) Brewer Hicklen, 10 (7-3) Dairon Blanco, 9 (7-2) Nate Eaton, 3 (2-1) John Rave, 3 (1-2) Clay Dungan, 3 (0-3) Tucker Bradley, 2 (1-1) | Maikel Garcia, 24 (10-14) Samad Taylor, 16 (11-5) Nate Eaton, 11 (3-8) John Rave, 10 (7-3) Nick Loftin, 9 (7-2) Nate Eaton, 9 (4-5) Nick Loftin, 9 (4-5) Nick Pratto, 3 (1-2) Tucker Bradley, 2 (1-1) Michael Massey, 2 (1-1) Matt Beaty, 2 (0-2) Clay Dungan, 1 (1-0) CJ Alexander, 1 (0-1) Adeiny Hechavarria, 1 (0-1) Logan Porter, 1 (0-1) | Tyler Gentry, 57 (28-29) Nick Loftin, 8 (5-3) Logan Porter, 8 (4-4) John Rave, 8 (2-6) Nick Pratto, 4 (3-1) Samad Taylor, 3 (1-2) Matt Beaty, 2 (2-0) Nate Eaton, 1 (0-1) Michael Massey, 1 (0-1) | Logan Porter, 30 (14-16) Nick Pratto, 14 (5-9) Tyler Gentry, 10 (5-5) CJ Alexander, 9 (5-4) Nate Eaton, 9 (4-5) Johan Camargo, 8 (6-2) Nick Loftin, 4 (2-2) Franmil Reyes, 4 (2-2) Matt Beaty, 1 (1-0) Freddy Fermin, 1 (1-0) Brewer Hicklen, 1 (0-1) John Rave, 1 (0-1) | Nick Loftin, 25 (9-16) CJ Alexander, 12 (9-3) Logan Porter, 12 (9-3) Nate Eaton, 10 (5-5) Tucker Bradley, 9 (2-7) Clay Dungan, 4 (3-1) Brewer Hicklen, 4 (3-1) John Rave, 4 (2-2) Johan Camargo, 4 (1-3) Jakson Reetz, 2 (2-0) Tyler Gentry, 2 (1-1) Dairon Blanco, 1 (0-1) Freddy Fermin, 1 (0-1) Greyson Jenista, 1 (0-1) Nick Pratto, 1 (0-1) | CJ Alexander, 16 (7-9) Logan Porter, 16 (6-10) Brewer Hicklen, 10 (6-4) Tyler Gentry, 10 (2-8) Jakson Reetz, 8 (3-5) Nick Loftin, 5 (2-3) Nate Eaton, 4 (3-1) Adeiny Hechavarria, 4 (3-1) Dairon Blanco, 4 (2-2) Jermaine Palacios, 3 (3-0) Tucker Bradley, 3 (2-1) Freddy Fermin, 2 (2-0) Clay Dungan, 2 (1-1) Matt Beaty, 1 (1-0) José Briceño, 1 (1-0) Greyson Jenista, 1 (1-0) John Rave, 1 (1-0) Johan Camargo, 1 (0-1) | Dairon Blanco, 17 (9-8) Brewer Hicklen, 14 (6-8) Jakson Reetz, 11 (6-5) Adeiny Hechavarria, 10 (5-5) Freddy Fermin, 10 (3-7) Jermaine Palacios, 6 (4-4) Clay Dungan, 5 (4-1) Tyler Gentry, 5 (4-1) CJ Alexander, 5 (3-2) Logan Porter, 4 (2-2) Nate Eaton, 2 (1-1) Tucker Bradley, 1 (1-0) Greyson Jenista, 1 (0-1) Johan Camargo, 1 (0-1) | Clay Dungan, 19 (12-7) Dairon Blanco, 15 (7-8) Tucker Bradley, 12 (6-6) Brewer Hicklen, 9 (3-6) José Briceño, 8 (4-4) Angelo Castellano, 8 (4-4) Adeiny Hechavarria, 5 (2-3) Jakson Reetz, 5 (2-3) Jermaine Palacios, 4 (3-1) CJ Alexander, 3 (0-3) Paxton Wallace, 2 (1-1) Johan Camargo, 1 (1-0) John Rave, 1 (1-0) | Angelo Castellano, 55 (24-31) Tucker Bradley, 23 (14-9) Clay Dungan, 4 (2-2) Adeiny Hechavarria, 3 (2-1) Dairon Blanco, 2 (2-0) Jermaine Palacios, 2 (0-2) Brewer Hicklen, 1 (1-0) José Briceño, 1 (0-1) Paxton Wallace, 1 (0-1) |

| PLAYER | GS | POSITION | | | | | | | | | | BATTING ORDER | | | | | | | | |
|--------------------|----|----------|----|----|----|----|----|----|----|----|----|---------------|-----|-----|-----|-----|-----|-----|-----|-----|
| | | C | 1B | 2B | 3B | SS | LF | CF | RF | OF | DH | 1ST | 2ND | 3RD | 4TH | 5TH | 6TH | 7TH | 8TH | 9TH |
| Tyler Gentry | 84 | | | | | 1 | | | 77 | 78 | 6 | | | 57 | 10 | 2 | 10 | 5 | | |
| Logan Porter | 72 | 47 | 21 | | | | | | | | 4 | | | 1 | 8 | 31 | 12 | 16 | 4 | |
| Samad Taylor | 69 | | | 46 | 2 | | 9 | 11 | | 20 | 1 | 50 | 16 | 3 | | | | | | |
| Angelo Castellano | 63 | | 9 | 7 | 5 | 42 | | | | | | | | | | | | | 8 | 55 |
| Tucker Bradley | 52 | | | | | | 44 | | | 44 | 8 | 2 | 2 | | | 9 | 3 | 1 | 12 | 23 |
| Nick Loftin | 51 | | | 9 | 38 | | | | | | 4 | | 9 | 8 | 4 | 25 | 5 | | | |
| Brewer Hicklen | 49 | | | | | | 11 | 4 | | 15 | 34 | 10 | | | 1 | 4 | 10 | 14 | 9 | 1 |
| Dairon Blanco | 48 | | | | | | 11 | 26 | 4 | 41 | 7 | 9 | | | | 1 | 4 | 17 | 15 | 2 |
| CJ Alexander | 46 | | 32 | | | | | | 4 | 4 | 10 | | 1 | | 9 | 12 | 16 | 5 | 3 | |
| Nate Eaton | 40 | | | 8 | 9 | | 4 | 14 | 4 | 22 | 1 | 3 | 11 | 1 | 9 | 10 | 4 | 2 | | |
| Clay Dungan | 38 | | | 16 | 10 | 9 | | | | | 3 | 3 | 1 | | | 4 | 2 | 5 | 19 | 4 |
| John Rave | 28 | | | | | 8 | 17 | 3 | 28 | | | 3 | 10 | 8 | 1 | 4 | 1 | | 1 | |
| Jakson Reetz | 26 | 23 | | | | | | | | | 3 | | | | | 2 | 8 | 11 | 5 | |
| Maikel Garcia | 24 | | | | 10 | 14 | | | | | | | 24 | | | | | | | |
| Adeiny Hechavarria | 23 | | | | | 23 | | | | | | | 1 | | | | 4 | 10 | 5 | 3 |
| Nick Pratto | 18 | | 15 | | | | 3 | | | 3 | | | | 4 | 13 | 1 | | | | |
| Johan Camargo | 15 | | 2 | 3 | 7 | 1 | | | | | 2 | | | | | 8 | 4 | 1 | 1 | 1 |
| Jermaine Palacios | 15 | | 3 | | 10 | 2 | | | | | | | | | | | 3 | 6 | 4 | 2 |
| Freddy Fermin | 14 | 12 | | | | | | | | | 2 | | | | 1 | 1 | 2 | 10 | | |
| Drew Waters | 12 | | | | | | | 12 | | 12 | | 12 | | | | | | | | |
| José Briceño | 10 | 10 | | | | | | | | | | | | | | | 1 | | 8 | 1 |
| Kyle Isbel | 9 | | | | | | | 8 | | 8 | 1 | | 9 | | | | | | | |
| Matt Beaty | 6 | | 4 | | | | | | | | 2 | | 2 | 2 | 1 | | 1 | | | |
| Franmil Reyes | 4 | | | | | 1 | | | | 1 | 3 | | | | 4 | | | | | |
| Nicky Lopez | 3 | | | 1 | 1 | 1 | | | | | | | 3 | | | | | | | |
| Greyson Jenista | 3 | | 3 | | | | | | | | | | | | | 1 | 1 | 1 | | |
| Michael Massey | 3 | | | 2 | | | | | | | | | 2 | 1 | | | | | | |
| Paxton Wallace | 3 | | 3 | | | | | | | | | | | | | | | | 2 | 1 |

OF LINEUP COMBOS

92 Games

90 Unique Lineup Combinations Used

MOST USED LINEUP (2, 2x)

| PLAYER | Pos. |
|-----------------------|------|
| 1. Brewer Hicklen | DH |
| 2. John Rave | CF |
| 3. Logan Porter | C |
| 4. Nate Eaton | 2B |
| 5. Tucker Bradley | LF |
| 6. Tyler Gentry | RF |
| 7. Adeiny Hechavarria | SS |
| 8. Clay Dungan | 3B |
| 9. Angelo Castellano | 1B |

STORM CHASERS POSITION PRODUCTION

| | AVG | AB | H | TB | 2B | 3B | HR | RBI | BB | SO | OBP | SLG | OPS | SAC | SF | HBP | GIDP |
|----|------|-----|-----|-----|----|----|----|-----|----|-----|------|------|------|-----|----|-----|------|
| C | .265 | 332 | 88 | 144 | 20 | 0 | 12 | 46 | 47 | 97 | .363 | .434 | .797 | 0 | 3 | 6 | 9 |
| 1B | .253 | 352 | 89 | 167 | 18 | 3 | 18 | 57 | 35 | 95 | .324 | .474 | .798 | 0 | 4 | 4 | 8 |
| 2B | .282 | 348 | 98 | 149 | 19 | 4 | 8 | 53 | 53 | 74 | .378 | .428 | .806 | 1 | 7 | 5 | 10 |
| 3B | .284 | 345 | 98 | 158 | 21 | 0 | 13 | 62 | 46 | 70 | .365 | .458 | .823 | 1 | 7 | 2 | 13 |
| SS | .243 | 321 | 78 | 121 | 19 | 0 | 8 | 52 | 46 | 77 | .337 | .377 | .714 | 0 | 3 | 1 | 4 |
| LF | .280 | 322 | 90 | 153 | 25 | 4 | 10 | 54 | 48 | 81 | .378 | .475 | .853 | 2 | 5 | 6 | 11 |
| CF | .309 | 356 | 110 | 181 | 27 | 4 | 12 | 48 | 46 | 81 | .401 | .508 | .909 | 2 | 2 | 10 | 14 |
| RF | .236 | 351 | 83 | 139 | 21 | 1 | 11 | 54 | 51 | 95 | .343 | .396 | .739 | 1 | 4 | 8 | 6 |
| DH | .258 | 341 | 88 | 152 | 22 | 3 | 12 | 49 | 45 | 103 | .353 | .446 | .799 | 2 | 2 | 6 | 6 |

STORM CHASERS BATTING ORDER PRODUCTION

| | AVG | AB | H | TB | 2B | 3B | HR | RBI | BB | SO | OBP | SLG | OPS | SAC | SF | HBP | GIDP |
|-----|------|-----|-----|-----|----|----|----|-----|----|----|------|------|------|-----|----|-----|------|
| 1st | .312 | 378 | 118 | 185 | 26 | 7 | 9 | 60 | 47 | 83 | .391 | .489 | .880 | 1 | 8 | 7 | 11 |
| 2nd | .249 | 361 | 90 | 143 | 27 | 1 | 8 | 55 | 58 | 91 | .354 | .396 | .750 | 1 | 5 | 3 | 10 |
| 3rd | .243 | 354 | 86 | 138 | 21 | 2 | 9 | 61 | 54 | 90 | .352 | .390 | .742 | 1 | 6 | 9 | 10 |
| 4th | .253 | 363 | 92 | 160 | 18 | 1 | 16 | 53 | 38 | 95 | .328 | .441 | .769 | 0 | 6 | 5 | 8 |
| 5th | .271 | 361 | 98 | 171 | 18 | 2 | 17 | 59 | 32 | 82 | .335 | .474 | .809 | 1 | 3 | 4 | 11 |
| 6th | .276 | 340 | 94 | 171 | 27 | 1 | 16 | 45 | 39 | 90 | .356 | .503 | .859 | 0 | 2 | 4 | 7 |
| 7th | .231 | 320 | 74 | 134 | 17 | 2 | 13 | 54 | 46 | 90 | .339 | .419 | .758 | 2 | 2 | 7 | 9 |
| 8th | .279 | 294 | 82 | 121 | 16 | 1 | 7 | 34 | 63 | 88 | .418 | .412 | .830 | 1 | 2 | 9 | 5 |
| 9th | .287 | 314 | 90 | 144 | 23 | 2 | 9 | 57 | 40 | 73 | .364 | .459 | .823 | 2 | 3 | 0 | 10 |

OUTFIELD ASSIST LOG (22)

| # | OUTFIELDER | Pos. | ARM (MPH) | GAME | INNING | BASE | PITCHER | BATTER | RUNNER OUT | PLAY |
|-----|----------------|------|-----------|-----------------------|--------|------|-------------------|---------------------|--------------------|--|
| 1. | Tucker Bradley | LF | 85.7 | 4/4 vs. Toledo | ▲ 6 | 3rd | Brooks Kriske | Akil Baddoo | Akil Baddoo | Baddoo 3-RBI double, out at 3rd (7-6-5) |
| 2. | Tyler Gentry | RF | 62.2 | 4/14 @ Iowa | ▼ 5 | Home | Andrés Núñez | Matt Mervis | Christopher Morel | Mervis double, Morel out at home (9-4-2) |
| 3. | Dairon Blanco | CF | | 4/19 vs. Gwinnett | ▲ 3 | 2nd | Jonathan Heasley | Hendrik Clementina | Hendrik Clementina | Clementina RBI single, out at 2nd (8-4) |
| 4. | Samad Taylor | CF | 71.8 | 4/26 @ Nashville | ▼ 5 | 2nd | Max Castillo | Andruw Monasterio | Andruw Monasterio | Monasterio single, out at 2nd (8-5-3-5) |
| 5. | Nate Eaton | CF | 95.4 | 4/27 @ Nashville | ▼ 1 | Home | Austin Cox | Keston Hiura | Andruw Monasterio | Hiura single, Monasterio out at home (8-2) |
| 6. | Dairon Blanco | LF | 43.3 | 4/28 @ Nashville | ▼ 8 | 2nd | Jackson Kowar | Keston Hiura | Keston Hiura | Hiura 2-RBI single, out at 2nd (7-2-4) |
| 7. | Brewer Hicklen | LF | 67.7 | 5/2 vs. Louisville | ▲ 5 | 2nd | Max Castillo | Matt McLain | Matt McLain | McLain 2-RBI single, out at 2nd (7-5-4-3-5) |
| 8. | Dairon Blanco | CF | 88.9 | 5/5 vs. Louisville | ▲ 4 | Home | Mike Mayers | Nick Martini | Will Benson | Martini flies out to CF, Benson out at home (8-2) |
| 9. | Franmil Reyes | RF | 68.2 | 5/6 vs. Louisville | ▲ 6 | 2nd | Collin Snider | Matt McLain | Matt McLain | McLain RBI double, out at 2nd (7-6-4-5) |
| 10. | Tyler Gentry | RF | 69.6 | 5/11 @ Scranton/WB | ▼ 9 | Home | Nick Wittgren | Billy McKinney | Michael Hermosillo | McKinney RBI single, Hermosillo out at home (9-5-2) |
| 11. | Drew Waters | CF | | 5/20 vs. Toledo | ▲ 6 | 3rd | Walter Pennington | Parker Meadows | Jermaine Palacios | Meadows sacrifice fly DP, Palacios out at 3rd (8-6) |
| 12. | Tucker Bradley | LF | | 5/25 @ St. Paul | ▼ 5 | 2nd | Jackson Kowar | Chris Williams | Chris Williams | Williams RBI single, out at 2nd (7-5-3-4-3) |
| 13. | Dairon Blanco | RF | 83.8 | 5/26 @ St. Paul | ▼ 3 | 2nd | Drew Parrish | Andrew Stevenson | Tony Wolters | Stevenson flies into a double play, Wolters out at 2nd (9-6) |
| 14. | Tyler Gentry | RF | | 5/27 @ St. Paul | ▼ 1 | 3rd | Jonathan Heasley | Jose Miranda | Andrew Stevenson | Miranda flies into a double play, Stevenson out at 3rd (9-1-5) |
| 15. | Tyler Gentry | RF | 92.1 | 5/28 @ St. Paul | ▼ 3 | Home | Max Castillo | Jose Miranda | Alex De Goti | Miranda lines into a double play, De Goti out at 3rd (9-2) |
| 16. | Brewer Hicklen | LF | 94.6 | 5/28 @ St. Paul | ▼ 7 | Home | Jackson Kowar | Jose Miranda | Andrew Stevenson | Miranda RBI single, Stevenson scores, Reetz Error (7-2) |
| 17. | Nate Eaton | RF | 74.9 | 6/4 vs. Memphis | ▲ 9 | 2nd | Jonah Dipoto | Juniel Querecuto | Juniel Querecuto | Querecuto RBI single, out at 2nd (9-6) |
| 18. | Brewer Hicklen | CF | 71.5 | 6/8 @ Indianapolis | ▼ 5 | 2nd | Drew Parrish | Henry Davis | Henry Davis | Davis single, out at 2nd (8-4) |
| 19. | John Rave | LF | 89.4 | 6/20 @ Rochester | ▼ 1 | 2nd | Alec Marsh | Nomar Mazara | Nomar Mazara | Mazara RBI single, out at 2nd (7-2-4) |
| 20. | Nate Eaton | CF | 99.9 | 7/2 vs. Iowa [G1] | ▲ 2 | 2nd | Brad Keller | Edwin Rios | Edwin Rios | Rios single, out at 2nd (8-4) |
| 21. | Nate Eaton | LF | 96.4 | 7/15 vs. Indianapolis | ▲ 8 | 2nd | Brooks Kriske | Alika Williams | Aaron Shackelford | Williams single, Shackelford out at 2nd (7-5) |
| 22. | Nate Eaton | CF | 98.7 | 7/16 vs. Indianapolis | ▲ 5 | 3rd | Emilio Marquez | Canaan Smith-Njigba | Chris Owings | Smith-Njigba single, Owings out at 3rd (8-5) |

BY PLAYER

| | | |
|--------------------|----|---|
| | LF | 1 |
| NATE EATON (5) | CF | 3 |
| | RF | 1 |
| DAIRON BLANCO (4) | LF | 1 |
| | CF | 2 |
| | RF | 1 |
| TYLER GENTRY (4) | RF | 4 |
| | LF | 2 |
| BREWER HICKLEN (3) | CF | 1 |
| TUCKER BRADLEY (2) | LF | 2 |
| JOHN RAVE (1) | LF | 1 |
| FRANMIL REYES (1) | LF | 1 |
| SAMAD TAYLOR (1) | CF | 1 |
| DREW WATERS (1) | CF | 1 |

| DATE | OPPONENT | RESULT | SP | C | 1B | 2B | 3B | SS | LF | CF | RF | DH |
|----------|----------------|-------------|--------------------|-------------------|-------------------|-------------------|-------------------|--------------------|----------------|----------------|---------------|----------------|
| 3/31 | @ Indianapolis | W 8-6 | Mike Mayers | Freddy Fermin | Nick Pratto | Samad Taylor | Nick Loftin | Maikel Garcia | Tucker Bradley | Dairon Blanco | Ilyer Gentry | CJ Alexander |
| 4/1 | @ Indianapolis | W 10-1 | Austin Cox | Logan Porter | Nick Pratto | Angelo Castellano | Nick Loftin | Maikel Garcia | Tucker Bradley | Dairon Blanco | Ilyer Gentry | Jackson Reetz |
| 4/2 | @ Indianapolis | W 10-1 | Jonathan Heasley | Freddy Fermin | Nick Pratto | Samad Taylor | Nick Loftin | Maikel Garcia | Tucker Bradley | Dairon Blanco | Ilyer Gentry | CJ Alexander |
| 4/4 | TOLEDO | L 9-2 | Max Castillo | Freddy Fermin | Nick Pratto | Samad Taylor | Nick Loftin | Maikel Garcia | Tucker Bradley | Dairon Blanco | Ilyer Gentry | CJ Alexander |
| 4/5 | TOLEDO | L 7-6 | Mike Mayers | Jakson Reetz | Logan Porter | Angelo Castellano | Nick Loftin | Maikel Garcia | Dairon Blanco | Samad Taylor | Ilyer Gentry | Freddy Fermin |
| 4/6 | TOLEDO | L 8-5 | Jackson Kowar | Freddy Fermin | CJ Alexander | Samad Taylor | Nick Loftin | Maikel Garcia | Tucker Bradley | Dairon Blanco | Ilyer Gentry | Logan Porter |
| 4/7 | TOLEDO | W 9-4 | Jonathan Heasley | Freddy Fermin | Logan Porter | Samad Taylor | Angelo Castellano | Maikel Garcia | Tucker Bradley | Dairon Blanco | Ilyer Gentry | CJ Alexander |
| 4/8 | TOLEDO | W 13-8 | Drew Parrish | Freddy Fermin | Nick Pratto | Samad Taylor | Angelo Castellano | Maikel Garcia | Tucker Bradley | Dairon Blanco | Ilyer Gentry | CJ Alexander |
| 4/9 | TOLEDO | L 8-2 | Max Castillo | Logan Porter | Nick Pratto | Samad Taylor | Angelo Castellano | Maikel Garcia | Ilyer Gentry | Dairon Blanco | CJ Alexander | Jakson Reetz |
| 4/11 | @ Iowa | L 9-6 | Mike Mayers | Freddy Fermin | Nick Pratto | Samad Taylor | Nick Loftin | Maikel Garcia | Tucker Bradley | Dairon Blanco | Ilyer Gentry | Logan Porter |
| 4/12 | @ Iowa | W 10-6 | Austin Cox | Logan Porter | Nick Pratto | Samad Taylor | Nick Loftin | Maikel Garcia | Tucker Bradley | Dairon Blanco | Ilyer Gentry | CJ Alexander |
| 4/13 | @ Iowa | W 5-0 | Jonathan Heasley | Freddy Fermin | Nick Pratto | Samad Taylor | Nick Loftin | Maikel Garcia | Tucker Bradley | Dairon Blanco | Ilyer Gentry | CJ Alexander |
| 4/14 | @ Iowa | W 11-8 | Drew Parrish | Freddy Fermin | CJ Alexander | Angelo Castellano | Nick Loftin | Maikel Garcia | Dairon Blanco | Samad Taylor | Ilyer Gentry | Logan Porter |
| 4/18 | WINNETT | L 4-1 | Mike Mayers | Freddy Fermin | Logan Porter | Nick Loftin | Maikel Garcia | Angelo Castellano | Nick Pratto | Samad Taylor | CJ Alexander | Ilyer Gentry |
| 4/19 | WINNETT | L 6-2 | Jonathan Heasley | Logan Porter | Nick Pratto | Samad Taylor | Nick Loftin | Angelo Castellano | Tucker Bradley | Dairon Blanco | Ilyer Gentry | Jakson Reetz |
| 4/20 | WINNETT | L 9-3 | Max Castillo | Freddy Fermin | Nick Pratto | Nick Loftin | Maikel Garcia | Angelo Castellano | Dairon Blanco | Samad Taylor | Ilyer Gentry | Logan Porter |
| 4/21 | WINNETT | L 10-4 | Austin Cox | Jakson Reetz | Logan Porter | Nick Pratto | Maikel Garcia | Angelo Castellano | Tucker Bradley | Dairon Blanco | Ilyer Gentry | Nick Loftin |
| 4/22 | WINNETT | L 5-2 | Drew Parrish | Logan Porter | CJ Alexander | Samad Taylor | Maikel Garcia | Angelo Castellano | Nick Pratto | Dairon Blanco | Ilyer Gentry | Nick Loftin |
| 4/23 | WINNETT | W 5-3 | Mike Mayers | Jakson Reetz | Nick Pratto | Nick Loftin | Maikel Garcia | Angelo Castellano | Tucker Bradley | Dairon Blanco | Ilyer Gentry | CJ Alexander |
| 4/25 | @ Nashville | L 8-3 | Jonathan Heasley | Logan Porter | Nick Pratto | Nick Loftin | Maikel Garcia | Angelo Castellano | Tucker Bradley | Samad Taylor | Ilyer Gentry | Dairon Blanco |
| 4/26 | @ Nashville | W 5-0 | Max Castillo | Logan Porter | Nick Pratto | Nick Loftin | Maikel Garcia | Angelo Castellano | Brewer Hicklen | Samad Taylor | Ilyer Gentry | Nick Loftin |
| 4/27 | @ Nashville | W 2-1 | Austin Cox | Jakson Reetz | CJ Alexander | Samad Taylor | Nick Loftin | Maikel Garcia | Nick Pratto | Nate Eaton | Dairon Blanco | Ilyer Gentry |
| 4/28 | @ Nashville | L 4-3 | Drew Parrish | Logan Porter | CJ Alexander | Samad Taylor | Maikel Garcia | Angelo Castellano | Dairon Blanco | Nate Eaton | Ilyer Gentry | Brewer Hicklen |
| 4/29 | @ Nashville | L 6-5 (10) | Mike Mayers | Jakson Reetz | CJ Alexander | Nick Loftin | Maikel Garcia | Angelo Castellano | Tucker Bradley | Samad Taylor | Nate Eaton | Freddy Fermin |
| 4/30 | @ Nashville | W 10-1 | Jonathan Heasley | Freddy Fermin | Logan Porter | Samad Taylor | Nick Loftin | Maikel Garcia | Tucker Bradley | Nate Eaton | Ilyer Gentry | Freddy Fermin |
| 5/1 | LOUISVILLE | L 7-4 | Max Castillo | Jakson Reetz | Logan Porter | Samad Taylor | Nick Loftin | Angelo Castellano | Brewer Hicklen | Dairon Blanco | Ilyer Gentry | Nick Loftin |
| 5/3 | LOUISVILLE | L 12-10 | Marcelo Martinez | Logan Porter | CJ Alexander | Samad Taylor | Nick Loftin | Angelo Castellano | Tucker Bradley | Nate Eaton | Ilyer Gentry | Brewer Hicklen |
| 5/4 | LOUISVILLE | L 7-2 | Drew Parrish | Logan Porter | CJ Alexander | Samad Taylor | Nick Loftin | Angelo Castellano | Tucker Bradley | Brewer Hicklen | Ilyer Gentry | Frannil Reyes |
| 5/5 | LOUISVILLE | W 6-2 | Mike Mayers | Jakson Reetz | Logan Porter | Samad Taylor | Nick Loftin | Clay Dungan | Brewer Hicklen | Dairon Blanco | Ilyer Gentry | Frannil Reyes |
| 5/6 | LOUISVILLE | W 6-2 | Daniel Mengden | Jakson Reetz | Logan Porter | Samad Taylor | Nick Loftin | Angelo Castellano | Frannil Reyes | Dairon Blanco | Ilyer Gentry | Jakson Reetz |
| 5/7 | LOUISVILLE | L 6-2 | Daniel Lynch | Jakson Reetz | Logan Porter | Samad Taylor | Nick Loftin | Angelo Castellano | Brewer Hicklen | Dairon Blanco | Ilyer Gentry | Frannil Reyes |
| 5/9 | @ Scranton/WB | L 14-2 | Drew Parrish | Logan Porter | CJ Alexander | Samad Taylor | Nick Loftin | Clay Dungan | Tucker Bradley | Drew Waters | Ilyer Gentry | Brewer Hicklen |
| 5/10 | @ Scranton/WB | L 4-3 | Mike Mayers | Jakson Reetz | Logan Porter | Clay Dungan | Nick Loftin | Angelo Castellano | Brewer Hicklen | Dairon Blanco | Ilyer Gentry | Samad Taylor |
| 5/11 | @ Scranton/WB | L 4-3 (11) | Jonathan Heasley | Logan Porter | CJ Alexander | Samad Taylor | Nick Loftin | Angelo Castellano | Tucker Bradley | Drew Waters | Dairon Blanco | Brewer Hicklen |
| 5/13 | @ Scranton/WB | L 7-2 | Daniel Lynch | Jakson Reetz | CJ Alexander | Samad Taylor | Clay Dungan | Angelo Castellano | Tucker Bradley | Drew Waters | Ilyer Gentry | Tucker Bradley |
| 5/14 | @ Scranton/WB | L 8-6 | Austin Cox | Logan Porter | CJ Alexander | Samad Taylor | Nick Loftin | Angelo Castellano | Brewer Hicklen | Drew Waters | Ilyer Gentry | Dairon Blanco |
| 5/16 | TOLEDO | W 9-2 | Drew Parrish | Jakson Reetz | CJ Alexander | Samad Taylor | Nick Loftin | Clay Dungan | Tucker Bradley | Dairon Blanco | Ilyer Gentry | Brewer Hicklen |
| 5/17 | TOLEDO | W 10-8 | Jonathan Heasley | Logan Porter | CJ Alexander | Nicky Lopez | Nick Loftin | Angelo Castellano | Samad Taylor | Drew Waters | Ilyer Gentry | Johan Camargo |
| 5/18 | TOLEDO | L 6-0 | Daniel Lynch | Jakson Reetz | Logan Porter | Samad Taylor | Nick Loftin | Angelo Castellano | Nicky Lopez | Drew Waters | Ilyer Gentry | Dairon Blanco |
| 5/19 | TOLEDO | W 9-1 | Daniel Mengden | Logan Porter | CJ Alexander | Clay Dungan | Nick Loftin | Angelo Castellano | Samad Taylor | Drew Waters | Ilyer Gentry | Dairon Blanco |
| 5/20 | TOLEDO | L 4-1 | Drew Parrish | Jakson Reetz | CJ Alexander | Clay Dungan | Nicky Lopez | Angelo Castellano | Samad Taylor | Drew Waters | Ilyer Gentry | Nick Loftin |
| 5/21 | TOLEDO | W 8-4 | Jonathan Heasley | Jakson Reetz | Logan Porter | Samad Taylor | Nick Loftin | Angelo Castellano | Tucker Bradley | Drew Waters | Ilyer Gentry | Brewer Hicklen |
| 5/22 | @ St. Paul | W 11-1 (7) | Daniel Lynch | Gregson Jenista | Logan Porter | Clay Dungan | Nick Loftin | Angelo Castellano | Samad Taylor | Dairon Blanco | Ilyer Gentry | Dairon Blanco |
| 5/24 | @ St. Paul | L 6-5 | Anthony Venezzano | Jakson Reetz | Logan Porter | Nick Loftin | sa | Angelo Castellano | Dairon Blanco | Drew Waters | Ilyer Gentry | Brewer Hicklen |
| 5/25 | @ St. Paul | L 8-6 | Austin Cox | Logan Porter | Gregson Jenista | Nick Loftin | Samad Taylor | Angelo Castellano | Tucker Bradley | Dairon Blanco | Ilyer Gentry | Brewer Hicklen |
| 5/26 | @ St. Paul | W 6-4 | Drew Parrish | Jakson Reetz | Logan Porter | Clay Dungan | Nick Loftin | Angelo Castellano | Samad Taylor | Nate Eaton | Dairon Blanco | Brewer Hicklen |
| 5/27 | @ St. Paul | L 14-1 | Jonathan Heasley | Logan Porter | Gregson Jenista | Samad Taylor | Johan Camargo | Angelo Castellano | Dairon Blanco | Nate Eaton | Ilyer Gentry | Ickler Bradley |
| 5/28 | @ St. Paul | W 9-7 | Max Castillo | Jakson Reetz | CJ Alexander | Samad Taylor | Nick Loftin | Angelo Castellano | Samad Taylor | Drew Waters | Ilyer Gentry | Tucker Bradley |
| 5/30 | MEMPHIS | W 9-6 | Anthony Venezzano | Logan Porter | CJ Alexander | Samad Taylor | Nick Loftin | Johan Camargo | Dairon Blanco | Nate Eaton | Ilyer Gentry | Brewer Hicklen |
| 5/31 | MEMPHIS | L 7-4 | Austin Cox | Logan Porter | Johan Camargo | Samad Taylor | Nate Eaton | Clay Dungan | Tucker Bradley | Dairon Blanco | Ilyer Gentry | CJ Alexander |
| 6/1 | MEMPHIS | L 12-6 | Jonathan Heasley | Jakson Reetz | CJ Alexander | Nate Eaton | Johan Camargo | Angelo Castellano | Samad Taylor | Brewer Hicklen | Ilyer Gentry | Dairon Blanco |
| 6/2 | MEMPHIS | W 10-9 (10) | Drew Parrish | Logan Porter | CJ Alexander | Nate Eaton | Johan Camargo | Angelo Castellano | Dairon Blanco | Brewer Hicklen | Ilyer Gentry | Logan Porter |
| 6/3 | MEMPHIS | W 6-2 | Max Castillo | Jakson Reetz | Logan Porter | Samad Taylor | Nate Eaton | Angelo Castellano | Brewer Hicklen | Dairon Blanco | Ilyer Gentry | Johan Camargo |
| 6/4 | MEMPHIS | L 6-5 | Anthony Venezzano | Logan Porter | CJ Alexander | Samad Taylor | Johan Camargo | Clay Dungan | Tucker Bradley | Dairon Blanco | Ilyer Gentry | Ilyer Gentry |
| 6/6 | @ Indianapolis | W 4-2 | Daniel Mengden | Logan Porter | Logan Porter | Johan Camargo | Nate Eaton | Angelo Castellano | Samad Taylor | Dairon Blanco | Ilyer Gentry | Brewer Hicklen |
| 6/7 | @ Indianapolis | W 15-7 | Jonathan Heasley | Logan Porter | CJ Alexander | Johan Camargo | Clay Dungan | Angelo Castellano | Samad Taylor | Dairon Blanco | Ilyer Gentry | Ickler Bradley |
| 6/8 | @ Indianapolis | W 9-5 | Drew Parrish | Logan Porter | CJ Alexander | Samad Taylor | Clay Dungan | Angelo Castellano | Tucker Bradley | Dairon Blanco | Ilyer Gentry | CJ Alexander |
| 6/10 | @ Indianapolis | W 9-5 | Anthony Venezzano | Jakson Reetz | CJ Alexander | Samad Taylor | Johan Camargo | Clay Dungan | Tucker Bradley | Dairon Blanco | Ilyer Gentry | Brewer Hicklen |
| 6/13 | COLUMBUS | W 6-5 | Jonathan Heasley | Jakson Reetz | Logan Porter | Samad Taylor | Johan Camargo | Angelo Castellano | John Rave | Kyle Isabel | Ilyer Gentry | Brewer Hicklen |
| 6/14 | COLUMBUS | W 6-1 | Alec Marsh | Logan Porter | Johan Camargo | Samad Taylor | Clay Dungan | Jermaine Palacios | Tucker Bradley | John Rave | Ilyer Gentry | Matt Beatty |
| 6/15 | COLUMBUS | W 6-2 | Max Castillo | Logan Porter | Samad Taylor | Angelo Castellano | Angelo Castellano | Jermaine Palacios | John Rave | Kyle Isabel | Ilyer Gentry | Brewer Hicklen |
| 6/16 | COLUMBUS | W 4-1 | Anthony Venezzano | Jose Briceño | Logan Porter | Clay Dungan | Angelo Castellano | Adeiny Hechavarria | John Rave | Kyle Isabel | Ilyer Gentry | Brewer Hicklen |
| 6/17 | COLUMBUS | W 13-4 | Drew Parrish | Logan Porter | Matt Beatty | Clay Dungan | Angelo Castellano | Adeiny Hechavarria | Tucker Bradley | John Rave | Nate Eaton | Brewer Hicklen |
| 6/18 | COLUMBUS | W 6-4 | James McArthur | Jose Briceño | Logan Porter | Nate Eaton | Jermaine Palacios | Angelo Castellano | John Rave | Kyle Isabel | Ilyer Gentry | Brewer Hicklen |
| 6/19 | @ Rochester | W 5-4 | Alec Marsh | Logan Porter | Angelo Castellano | Nate Eaton | Clay Dungan | Adeiny Hechavarria | John Rave | Kyle Isabel | Ilyer Gentry | Brewer Hicklen |
| 6/20 | @ Rochester | W 7-3 | Max Castillo | Jose Briceño | Logan Porter | Clay Dungan | Jermaine Palacios | Adeiny Hechavarria | Tucker Bradley | Nate Eaton | Ilyer Gentry | Brewer Hicklen |
| 6/22 | @ Rochester | W 8-4 | Jonathan Bowlan | Logan Porter | Angelo Castellano | Clay Dungan | Jermaine Palacios | Adeiny Hechavarria | Tucker Bradley | Kyle Isabel | Nate Eaton | Brewer Hicklen |
| 6/23 | @ Rochester | W 4-2 | Jonathan Venezzano | Logan Porter | Angelo Castellano | Clay Dungan | Jermaine Palacios | Adeiny Hechavarria | Tucker Bradley | Kyle Isabel | Ilyer Gentry | Brewer Hicklen |
| 6/24 | @ Rochester | L 3-2 | Ryan Farbrough | Jose Briceño | Logan Porter | Angelo Castellano | Jermaine Palacios | Adeiny Hechavarria | John Rave | Kyle Isabel | Ilyer Gentry | Brewer Hicklen |
| 6/25 | @ Rochester | W 7-3 | Alec Marsh | Logan Porter | Paxton Wallace | Clay Dungan | Jermaine Palacios | Adeiny Hechavarria | Tucker Bradley | John Rave | Ilyer Gentry | Kyle Isabel |
| 6/28 | IOWA | L 9-2 | Angel Zepa | Logan Porter | Angelo Castellano | Nate Eaton | Clay Dungan | Adeiny Hechavarria | Tucker Bradley | John Rave | Ilyer Gentry | Brewer Hicklen |
| 6/29 | IOWA | W 8-3 | Ryan Farbrough | Logan Porter | Angelo Castellano | Nate Eaton | Clay Dungan | Adeiny Hechavarria | Tucker Bradley | John Rave | Ilyer Gentry | Brewer Hicklen |
| 6/30 | IOWA | L 6-5 | Max Castillo | Jose Briceño | Jermaine Palacios | Michael Massey | Nate Eaton | Angelo Castellano | Tucker Bradley | John Rave | Ilyer Gentry | Brewer Hicklen |
| 7/1 (62) | IOWA | W 11-1 (7) | Brad Keller | Angelo Castellano | Michael Massey | Angelo Castellano | Nate Eaton | Angelo Castellano | Tucker Bradley | Nate Eaton | Ilyer Gentry | Brewer Hicklen |
| 7/2 | IOWA | L 6-2 (7) | Cole Ragans | Logan Porter | Paxton Wallace | Clay Dungan | Jermaine Palacios | Angelo Castellano | John Rave | Nate Eaton | Ilyer Gentry | Tucker Bradley |
| 7/3 | IOWA | L 7-6 | Angel Zepa | Logan Porter | Jermaine Palacios | Nate Eaton | Clay Dungan | Adeiny Hechavarria | Tucker Bradley | John Rave | Ilyer Gentry | Michael Massey |
| 7/4 | @ Winnett | L 3-1 | Ryan Farbrough | Jose Briceño | Angelo Castellano | Clay Dungan | Jermaine Palacios | Adeiny Hechavarria | Tucker Bradley | John Rave | Ilyer Gentry | Brewer Hicklen |
| 7/5 | @ Winnett | L 8-7 (10) | Brad Keller | Logan Porter | Angelo Castellano | Samad Taylor | Nate Eaton | Adeiny Hechavarria | Tucker Bradley | John Rave | Ilyer Gentry | Brewer Hicklen |
| 7/7 | @ Winnett | L 9-6 | James McArthur | Logan Porter | Angelo Castellano | Samad Taylor | Nate Eaton | Adeiny Hechavarria | Tucker Bradley | John Rave | Ilyer Gentry | Brewer Hicklen |
| 7/8 | @ Winnett | W 7-1 | Cole Ragans | Logan Porter | Paxton Wallace | Samad Taylor | Jermaine Palacios | Adeiny Hechavarria | Nate Eaton | John Rave | Ilyer Gentry | Brewer Hicklen |
| 7/9 | @ Winnett | L 8-1 | Angel Zepa | Jose Briceño | Logan Porter | Angelo Castellano | Nate Eaton | Adeiny Hechavarria | Tucker Bradley | John Rave | Ilyer Gentry | Clay Dungan |
| 7/14 | INDIANAPOLIS | L 13-5 | Angel Zepa | Logan Porter | Jermaine Palacios | Clay Dungan | Nate Eaton | Angelo Castellano | Tucker Bradley | John Rave | Ilyer Gentry | Brewer Hicklen |
| 7/15 | INDIANAPOLIS | W 8-3 | Austin Cox | Logan Porter | CJ Alexander | Angelo Castellano | Nick Loftin | Adeiny Hechavarria | Tucker Bradley | John Rave | Ilyer Gentry | Brewer Hicklen |
| 7/16 | INDIANAPOLIS | W 11-4 | Evan Sisk | Jose Briceño | CJ Alexander | Angelo Castellano | Nick Loftin | Adeiny Hechavarria | Tucker Bradley | Nate Eaton | Ilyer Gentry | Ilyer Gentry |
| 7/18 | ST. PAUL | W 1-0 | Anthony Venezzano | Logan Porter | CJ Alexander | Nate Eaton | Nick Loftin | Angelo Castellano | Tucker Bradley | John Rave | Ilyer Gentry | Clay Dungan |
| 7/19 | ST. PAUL | L 9-4 | Jonathan Bowlan | Logan Porter | CJ Alexander | Samad Taylor | Nick Loftin | Adeiny Hechavarria | Brewer Hicklen | Nate Eaton | John Rave | Matt Beatty |
| 7/20 | ST. PAUL | L 6-5 | Angel Zepa | Logan Porter | Matt Beatty | Samad Taylor | Jermaine Palacios | Adeiny Hechavarria | Brewer Hicklen | Nate Eaton | Ilyer Gentry | Nick Loftin |
| 7/21 | ST. PAUL | W 5-4 | Cole Ragans | Logan Porter | CJ Alexander | Samad Taylor | Clay Dungan | Adeiny Hechavarria | Nate Eaton | John Rave | Ilyer Gentry | Tucker Bradley |
| 7/22 | ST. PAUL | W 8-1 | Max Castillo | Jose Briceño | Matt Beatty | Samad Taylor | Nick Loftin | Angelo Castellano | John Rave | Nate Eaton | Ilyer Gentry | Brewer Hicklen |
| 7/23 | ST. PAUL | W 3-5 | Anthony Venezzano | Logan Porter | CJ Alexander | Samad Taylor | Nick Loftin | Adeiny Hechavarria | Tucker Bradley | John Rave | Ilyer Gentry | Clay Dungan |
| 7/25 | @ Columbus | | | | | | | | | | | |
| 7/26 | @ Columbus | | | | | | | | | | | |
| 7/27 | @ Columbus | | | | | | | | | | | |
| 7/28 | @ Columbus | | | | | | | | | | | |
| 7/29 | @ Columbus | | | | | | | | | | | |
| 7/30 | @ Columbus | | | | | | | | | | | |
| 8/1 | @ Louisville | | | | | | | | | | | |
| 8/2 | @ Louisville | | | | | | | | | | | |
| 8/3 | @ Louisville | | | | | | | | | | | |
| 8/4 | @ Louisville | | | | | | | | | | | |
| 8/5 | @ Louisville | | | | | | | | | | | |
| 8/6 | @ Louisville | | | | | | | | | | | |
| 8/8 | IOWA | | | | | | | | | | | |
| 8/9 | IOWA | | | | | | | | | | | |
| 8/10 | IOWA | | | | | | | | | | | |
| 8/11 | IOWA | | | | | | | | | | | |
| 8/12 | IOWA | | | | | | | | | | | |
| 8/13 | IOWA | | | | | | | | | | | |
| 8/15 | @ Toledo | | | | | | | | | | | |
| 8/16 | @ Toledo | | | | | | | | | | | |
| 8/17 | @ Toledo | | | | | | | | | | | |
| 8/18 | @ Toledo | | | | | | | | | | | |
| 8/19 | @ Toledo | | | | | | | | | | | |
| 8/20 | @ Toledo | | | | | | | | | | | |
| 8/22 | ST. PAUL | | | | | | | | | | | |
| 8/23 | ST. PAUL | | | | | | | | | | | |
| 8/24 | ST. PAUL | | | | | | | | | | | |
| 8/25 | ST. PAUL | | | | | | | | | | | |
| 8/26 | ST. PAUL | | | | | | | | | | | |
| 8/27 | ST. PAUL | | | | | | | | | | | |
| 8/29 | LOUISVILLE | | | | | | | | | | | |
| 8/30 | LOUISVILLE | | | | | | | | | | | |
| 8/31 | LOUISVILLE | | | | | | | | | | | |
| 9/1 | LOUISVILLE | | | | | | | | | | | |
| 9/2</ | | | | | | | | | | | | |

| DATE | OPPONENT | RESULT | 1 | 2 | 3 | 4 | 5 | 6 | 7 | 8 | 9 |
|------|----------------|-------------|----------------|--------------------|----------------|----------------|-----------------|--------------------|--------------------|--------------------|-------------------|
| 3/31 | @ Indianapolis | W 8-6 | Samad Taylor | Maikel Garcia | Nick Pratto | Tyler Gentry | CJ Alexander | Nick Loftin | Freddy Fermin | Dairon Blanco | Tucker Bradley |
| 4/1 | @ Indianapolis | W 12-1 | Samad Taylor | Maikel Garcia | Nick Pratto | Tyler Gentry | Nick Loftin | Logan Porter | Jackson Reetz | Dairon Blanco | Angelo Castellano |
| 4/2 | @ Indianapolis | W 8-3 | Samad Taylor | Maikel Garcia | Nick Pratto | Tyler Gentry | Nick Loftin | CJ Alexander | Freddy Fermin | Dairon Blanco | Tucker Bradley |
| 4/3 | TOLEDO | L 9-2 | Samad Taylor | Maikel Garcia | Nick Pratto | Tyler Gentry | Nick Loftin | CJ Alexander | Freddy Fermin | Dairon Blanco | Angelo Castellano |
| 4/5 | TOLEDO | L 8-5 | Samad Taylor | Maikel Garcia | Tyler Gentry | Logan Porter | Nick Loftin | CJ Alexander | Freddy Fermin | Dairon Blanco | Tucker Bradley |
| 4/6 | TOLEDO | W 9-4 | Samad Taylor | Maikel Garcia | Tyler Gentry | Logan Porter | Nick Loftin | CJ Alexander | Freddy Fermin | Dairon Blanco | Angelo Castellano |
| 4/7 | TOLEDO | W 13-8 | Samad Taylor | Maikel Garcia | Tyler Gentry | Nick Pratto | CJ Alexander | Freddy Fermin | Dairon Blanco | Tucker Bradley | Angelo Castellano |
| 4/9 | TOLEDO | L 8-2 | Samad Taylor | Maikel Garcia | Tyler Gentry | Nick Pratto | Nick Loftin | Logan Porter | Jackson Reetz | Dairon Blanco | Angelo Castellano |
| 5/11 | @ Iowa | W 9-6 | Samad Taylor | Maikel Garcia | Tyler Gentry | Nick Pratto | Nick Loftin | CJ Alexander | Freddy Fermin | Dairon Blanco | Tucker Bradley |
| 4/12 | @ Iowa | W 10-6 | Samad Taylor | Maikel Garcia | Tyler Gentry | Nick Pratto | Nick Loftin | CJ Alexander | Freddy Fermin | Dairon Blanco | Angelo Castellano |
| 4/13 | @ Iowa | L 14-1 | Samad Taylor | Maikel Garcia | Tyler Gentry | Nick Pratto | Nick Loftin | CJ Alexander | Freddy Fermin | Dairon Blanco | Tucker Bradley |
| 4/14 | @ Iowa | W 11-8 | Samad Taylor | Maikel Garcia | Tyler Gentry | Logan Porter | Nick Loftin | CJ Alexander | Freddy Fermin | Dairon Blanco | Angelo Castellano |
| 4/18 | WINNETT | L 4-1 | Samad Taylor | Maikel Garcia | Tyler Gentry | Nick Pratto | Nick Loftin | Logan Porter | Freddy Fermin | Dairon Blanco | Angelo Castellano |
| 4/19 | WINNETT | L 6-5 (10) | Samad Taylor | Maikel Garcia | Tyler Gentry | Nick Pratto | Nick Loftin | Logan Porter | Jackson Reetz | Dairon Blanco | Tucker Bradley |
| 4/20 | WINNETT | L 9-3 | Samad Taylor | Maikel Garcia | Tyler Gentry | Nick Pratto | Nick Loftin | Logan Porter | Freddy Fermin | Dairon Blanco | Angelo Castellano |
| 4/21 | WINNETT | L 7-3 | Samad Taylor | Maikel Garcia | Tyler Gentry | Nick Pratto | Nick Loftin | CJ Alexander | Jackson Reetz | Dairon Blanco | Angelo Castellano |
| 4/22 | WINNETT | L 5-2 | Samad Taylor | Maikel Garcia | Tyler Gentry | Nick Pratto | Nick Loftin | CJ Alexander | Logan Porter | Dairon Blanco | Angelo Castellano |
| 4/23 | WINNETT | L 6-3 | Dairon Blanco | Maikel Garcia | Tyler Gentry | Nick Pratto | Nick Loftin | CJ Alexander | Jackson Reetz | Dairon Blanco | Angelo Castellano |
| 4/25 | @ Nashville | L 8-3 | Samad Taylor | Maikel Garcia | Tyler Gentry | Nick Pratto | Nick Loftin | Logan Porter | Tucker Bradley | Dairon Blanco | Angelo Castellano |
| 4/26 | @ Nashville | L 5-0 | Samad Taylor | Maikel Garcia | Tyler Gentry | Nick Pratto | Nick Loftin | Logan Porter | CJ Alexander | Brewer Hicklen | Angelo Castellano |
| 4/27 | @ Nashville | W 2-1 | Samad Taylor | Maikel Garcia | Tyler Gentry | Nick Pratto | Nick Loftin | Nate Eaton | Jackson Reetz | Dairon Blanco | Angelo Castellano |
| 4/28 | @ Nashville | L 4-3 | Samad Taylor | Maikel Garcia | Tyler Gentry | Logan Porter | Nate Eaton | Brewer Hicklen | Dairon Blanco | CJ Alexander | Angelo Castellano |
| 5/1 | @ Nashville | L 4-3 (10) | Samad Taylor | Maikel Garcia | Nate Eaton | Nick Loftin | Freddy Fermin | CJ Alexander | Jackson Reetz | Tucker Bradley | Angelo Castellano |
| 5/2 | @ Nashville | W 10-6 | Samad Taylor | Maikel Garcia | Tyler Gentry | Nick Loftin | Freddy Fermin | Logan Porter | Nate Eaton | Brewer Hicklen | Dairon Blanco |
| 5/3 | LOUISVILLE | L 10-4 | Samad Taylor | Nate Eaton | Tyler Gentry | Logan Porter | Nick Loftin | Jackson Reetz | Brewer Hicklen | Dairon Blanco | Angelo Castellano |
| 5/4 | LOUISVILLE | L 7-4 | Samad Taylor | Nate Eaton | Tyler Gentry | Logan Porter | Nick Loftin | CJ Alexander | Brewer Hicklen | Dairon Blanco | Angelo Castellano |
| 5/5 | LOUISVILLE | L 12-10 | Samad Taylor | CJ Alexander | Tyler Gentry | Logan Porter | Nick Loftin | Logan Porter | Brewer Hicklen | Dairon Blanco | Angelo Castellano |
| 5/6 | LOUISVILLE | W 11-9 | Samad Taylor | Nick Loftin | Tyler Gentry | Logan Porter | Logan Porter | Brewer Hicklen | Jackson Reetz | Dairon Blanco | Angelo Castellano |
| 5/7 | LOUISVILLE | L 4-3 | Samad Taylor | Nick Loftin | Tyler Gentry | Logan Porter | Logan Porter | Jackson Reetz | Dairon Blanco | Brewer Hicklen | Angelo Castellano |
| 5/8 | @ Scranton/WB | L 14-2 | Drew Waters | Samad Taylor | Tyler Gentry | Nick Loftin | Nick Loftin | CJ Alexander | Brewer Hicklen | Dairon Blanco | Angelo Castellano |
| 5/10 | @ Scranton/WB | L 4-3 | Samad Taylor | Nick Loftin | Tyler Gentry | Logan Porter | Brewer Hicklen | Jackson Reetz | Dairon Blanco | Clay Dungan | Angelo Castellano |
| 5/11 | @ Scranton/WB | W 4-3 (11) | Drew Waters | Samad Taylor | Nick Loftin | Logan Porter | CJ Alexander | Brewer Hicklen | Dairon Blanco | Tucker Bradley | Angelo Castellano |
| 5/12 | @ Scranton/WB | W 3-2 | Drew Waters | Samad Taylor | Tyler Gentry | Logan Porter | CJ Alexander | Jackson Reetz | Dairon Blanco | Tucker Bradley | Angelo Castellano |
| 5/13 | @ Scranton/WB | L 8-6 | Drew Waters | Samad Taylor | Tyler Gentry | Logan Porter | Nick Loftin | CJ Alexander | Brewer Hicklen | Dairon Blanco | Angelo Castellano |
| 5/14 | @ Scranton/WB | W 6-3 | Samad Taylor | Nick Loftin | Tyler Gentry | Logan Porter | Jackson Reetz | Brewer Hicklen | Dairon Blanco | Clay Dungan | Angelo Castellano |
| 5/16 | TOLEDO | W 16-8 | Drew Waters | Samad Taylor | Tyler Gentry | Logan Porter | Nick Loftin | Jackson Reetz | Dairon Blanco | Clay Dungan | Angelo Castellano |
| 5/17 | TOLEDO | W 9-0 | Drew Waters | Nicky Lopez | Samad Taylor | Tyler Gentry | CJ Alexander | Nick Loftin | Logan Porter | Brewer Hicklen | Tucker Bradley |
| 5/19 | TOLEDO | W 9-1 | Drew Waters | Samad Taylor | Tyler Gentry | CJ Alexander | Nick Loftin | Logan Porter | Dairon Blanco | Clay Dungan | Angelo Castellano |
| 5/20 | TOLEDO | L 4-1 | Drew Waters | Samad Taylor | Tyler Gentry | Nicky Lopez | Nick Loftin | Tyler Gentry | Dairon Blanco | Clay Dungan | Angelo Castellano |
| 5/21 | TOLEDO | W 8-4 | Drew Waters | Samad Taylor | Nick Loftin | Logan Porter | Brewer Hicklen | Jackson Reetz | Dairon Blanco | Tucker Bradley | Angelo Castellano |
| 5/23 | @ St. Paul | W 6-1 | Drew Waters | Samad Taylor | Nick Loftin | Tyler Gentry | Logan Porter | Greyson Jenista | Dairon Blanco | Clay Dungan | Angelo Castellano |
| 5/24 | @ St. Paul | L 6-5 | Drew Waters | Samad Taylor | Nick Loftin | Tyler Gentry | Logan Porter | Brewer Hicklen | Dairon Blanco | Jackson Reetz | Angelo Castellano |
| 5/25 | @ St. Paul | L 8-6 | Samad Taylor | Nick Loftin | Tyler Gentry | Logan Porter | Greyson Jenista | Dairon Blanco | Brewer Hicklen | Angelo Castellano | Tucker Bradley |
| 5/26 | @ St. Paul | W 4-4 | Samad Taylor | Nick Loftin | Tyler Gentry | Logan Porter | Brewer Hicklen | Dairon Blanco | Jackson Reetz | Angelo Castellano | Clay Dungan |
| 5/27 | @ St. Paul | L 14-1 | Samad Taylor | Nate Eaton | Tyler Gentry | Logan Porter | Dairon Blanco | Johan Camargo | Greyson Jenista | Angelo Castellano | Tucker Bradley |
| 5/28 | @ St. Paul | L 10-6 | Samad Taylor | Nate Eaton | Tyler Gentry | Nick Loftin | CJ Alexander | Brewer Hicklen | Johan Camargo | Jackson Reetz | Clay Dungan |
| 5/30 | MEMPHIS | W 9-6 | Samad Taylor | Nate Eaton | Tyler Gentry | Logan Porter | Dairon Blanco | CJ Alexander | Johan Camargo | Johan Camargo | Brewer Hicklen |
| 5/31 | MEMPHIS | W 9-4 | Samad Taylor | Nate Eaton | Tyler Gentry | CJ Alexander | Johan Camargo | Dairon Blanco | Dairon Blanco | Clay Dungan | Angelo Castellano |
| 6/1 | MEMPHIS | L 12-6 | Samad Taylor | Nate Eaton | Tyler Gentry | CJ Alexander | Johan Camargo | Dairon Blanco | Jackson Reetz | Brewer Hicklen | Angelo Castellano |
| 6/2 | MEMPHIS | W 10-9 (10) | Dairon Blanco | Nate Eaton | Tyler Gentry | CJ Alexander | Johan Camargo | Logan Porter | Brewer Hicklen | Clay Dungan | Tucker Bradley |
| 6/3 | MEMPHIS | L 4-2 | Dairon Blanco | Samad Taylor | Tyler Gentry | Johan Camargo | Nate Eaton | Logan Porter | Jackson Reetz | Brewer Hicklen | Angelo Castellano |
| 6/4 | MEMPHIS | L 6-5 | Dairon Blanco | Samad Taylor | Tyler Gentry | Johan Camargo | Nate Eaton | Logan Porter | CJ Alexander | Jackson Reetz | Tucker Bradley |
| 6/6 | @ Indianapolis | W 9-5 | Dairon Blanco | Samad Taylor | Tyler Gentry | Johan Camargo | Nate Eaton | Logan Porter | Brewer Hicklen | Jackson Reetz | Angelo Castellano |
| 6/7 | @ Indianapolis | W 9-7 | Dairon Blanco | Samad Taylor | Tyler Gentry | Johan Camargo | Nate Eaton | Logan Porter | CJ Alexander | Clay Dungan | Tucker Bradley |
| 6/8 | @ Indianapolis | W 15-7 | Dairon Blanco | Samad Taylor | Tyler Gentry | Johan Camargo | CJ Alexander | Brewer Hicklen | Clay Dungan | Angelo Castellano | Tucker Bradley |
| 6/9 | @ Indianapolis | W 6-2 | Dairon Blanco | Samad Taylor | Tyler Gentry | Johan Camargo | Logan Porter | CJ Alexander | Jackson Reetz | Brewer Hicklen | Angelo Castellano |
| 6/10 | @ Indianapolis | W 9-5 | Dairon Blanco | Samad Taylor | Tyler Gentry | Johan Camargo | CJ Alexander | Jackson Reetz | Brewer Hicklen | Clay Dungan | Tucker Bradley |
| 6/13 | COLUMBUS | W 6-5 | Samad Taylor | Kyle Isbel | Tyler Gentry | Johan Camargo | Logan Porter | Brewer Hicklen | Jackson Reetz | John Rave | Angelo Castellano |
| 6/14 | COLUMBUS | W 6-1 | Samad Taylor | John Rave | Tyler Gentry | Johan Camargo | Logan Porter | Matt Beatty | Clay Dungan | Jermaine Palacios | Tucker Bradley |
| 6/15 | COLUMBUS | W 4-2 | Samad Taylor | Kyle Isbel | Tyler Gentry | Matt Beatty | Logan Porter | John Rave | Brewer Hicklen | Jermaine Palacios | Angelo Castellano |
| 6/16 | COLUMBUS | W 4-3 | Brewer Hicklen | Kyle Isbel | Tyler Gentry | Logan Porter | Johan Camargo | Jose Briceño | Clay Dungan | Adeiny Hechavarria | Angelo Castellano |
| 6/17 | COLUMBUS | W 13-4 | Nate Eaton | John Rave | Tyler Gentry | Matt Beatty | Logan Porter | Clay Dungan | Adeiny Hechavarria | Angelo Castellano | Tucker Bradley |
| 6/18 | COLUMBUS | W 6-4 | Nate Eaton | Kyle Isbel | Tyler Gentry | Logan Porter | Johan Camargo | Brewer Hicklen | Jermaine Palacios | Jose Briceño | Angelo Castellano |
| 6/20 | @ Rochester | L 5-4 | Nate Eaton | Kyle Isbel | Tyler Gentry | Logan Porter | Johan Camargo | Brewer Hicklen | Clay Dungan | Adeiny Hechavarria | Angelo Castellano |
| 6/21 | @ Rochester | W 7-3 | Brewer Hicklen | Clay Dungan | Tyler Gentry | Logan Porter | Nate Eaton | Jermaine Palacios | Adeiny Hechavarria | Jose Briceño | Tucker Bradley |
| 6/22 | @ Rochester | W 8-4 | Brewer Hicklen | Kyle Isbel | Logan Porter | Nate Eaton | Clay Dungan | Jermaine Palacios | Adeiny Hechavarria | Angelo Castellano | Tucker Bradley |
| 6/23 | @ Rochester | W 4-2 | Brewer Hicklen | Kyle Isbel | Tyler Gentry | Logan Porter | Clay Dungan | Jermaine Palacios | Adeiny Hechavarria | Angelo Castellano | Tucker Bradley |
| 6/24 | @ Rochester | L 3-2 | Brewer Hicklen | Kyle Isbel | Tyler Gentry | Logan Porter | John Rave | Adeiny Hechavarria | Jermaine Palacios | Jose Briceño | Angelo Castellano |
| 6/25 | @ Rochester | W 7-3 | John Rave | Kyle Isbel | Tyler Gentry | Logan Porter | Clay Dungan | Adeiny Hechavarria | Jermaine Palacios | Paxton Wallace | Tucker Bradley |
| 6/28 | IOWA | L 9-2 | Brewer Hicklen | John Rave | Logan Porter | Nate Eaton | Tucker Bradley | Tyler Gentry | Adeiny Hechavarria | Clay Dungan | Angelo Castellano |
| 6/29 | IOWA | W 8-3 | Brewer Hicklen | John Rave | Logan Porter | Nate Eaton | Tucker Bradley | Tyler Gentry | Adeiny Hechavarria | Clay Dungan | Angelo Castellano |
| 7/2 | IOWA | L 6-5 | Brewer Hicklen | Michael Massey | John Rave | Tyler Gentry | Tucker Bradley | Nate Eaton | Jermaine Palacios | Jose Briceño | Angelo Castellano |
| 7/30 | IOWA | W 11-1 (7) | Brewer Hicklen | Michael Massey | John Rave | Tyler Gentry | Tucker Bradley | Adeiny Hechavarria | Clay Dungan | Jose Briceño | Angelo Castellano |
| 7/12 | IOWA | L 6-2 (7) | John Rave | Tucker Bradley | Logan Porter | Nate Eaton | Tyler Gentry | Clay Dungan | Jermaine Palacios | Paxton Wallace | Angelo Castellano |
| 7/13 | IOWA | L 7-6 | John Rave | Logan Porter | Michael Massey | Nate Eaton | Tucker Bradley | Tyler Gentry | Adeiny Hechavarria | Jermaine Palacios | Angelo Castellano |
| 7/14 | @ Gwinnett | L 3-1 | Tucker Bradley | Adeiny Hechavarria | John Rave | Brewer Hicklen | Clay Dungan | Tyler Gentry | Jermaine Palacios | Jose Briceño | Angelo Castellano |
| 7/15 | @ Gwinnett | L 8-7 (10) | Samad Taylor | John Rave | Logan Porter | Nate Eaton | Tucker Bradley | Tyler Gentry | Adeiny Hechavarria | Brewer Hicklen | Angelo Castellano |
| 7/16 | @ Gwinnett | L 9-6 | Samad Taylor | John Rave | Logan Porter | Nate Eaton | Tucker Bradley | Tyler Gentry | Adeiny Hechavarria | Clay Dungan | Angelo Castellano |
| 7/17 | @ Gwinnett | W 7-1 | Samad Taylor | John Rave | Logan Porter | Nate Eaton | Tucker Bradley | Tyler Gentry | Adeiny Hechavarria | Paxton Wallace | Angelo Castellano |
| 7/18 | @ Gwinnett | W 8-1 | Samad Taylor | John Rave | Logan Porter | Nate Eaton | Tucker Bradley | Tyler Gentry | Adeiny Hechavarria | Jermaine Palacios | Angelo Castellano |
| 7/19 | INDIANAPOLIS | L 13-5 | Clay Dungan | Nate Eaton | Logan Porter | Logan Porter | Tucker Bradley | Tyler Gentry | Adeiny Hechavarria | Jermaine Palacios | Angelo Castellano |
| 7/20 | INDIANAPOLIS | W 8-3 | Brewer Hicklen | John Rave | Nick Loftin | Logan Porter | CJ Alexander | Nate Eaton | Tyler Gentry | Adeiny Hechavarria | Angelo Castellano |
| 7/21 | INDIANAPOLIS | L 11-4 | Clay Dungan | John Rave | Nick Loftin | Logan Porter | CJ Alexander | Tucker Bradley | Tyler Gentry | Adeiny Hechavarria | Angelo Castellano |
| 7/18 | ST. PAUL | W 1-0 | Tucker Bradley | Nick Loftin | John Rave | Logan Porter | CJ Alexander | Nate Eaton | Tyler Gentry | Clay Dungan | Angelo Castellano |
| 7/19 | ST. PAUL | W 9-4 | Samad Taylor | Matt Beatty | John Rave | Logan Porter | CJ Alexander | Nate Eaton | Tyler Gentry | Brewer Hicklen | Jermaine Palacios |
| 7/20 | ST. PAUL | L 6-5 | Samad Taylor | Matt Beatty | Nick Loftin | Logan Porter | Nate Eaton | Tyler Gentry | Brewer Hicklen | Adeiny Hechavarria | Jermaine Palacios |
| 7/21 | ST. PAUL | W 5-4 | Samad Taylor | John Rave | Logan Porter | CJ Alexander | Nate Eaton | Tucker Bradley | Tyler Gentry | Clay Dungan | Angelo Castellano |
| 7/22 | ST. PAUL | W 8-5 | Samad Taylor | John Rave | Logan Porter | CJ Alexander | Nate Eaton | Tucker Bradley | Tyler Gentry | Clay Dungan | Angelo Castellano |
| 7/23 | ST. PAUL | W 3-1 | Samad Taylor | Tucker Bradley | Nick Loftin | John Rave | Logan Porter | CJ Alexander | Tyler Gentry | Clay Dungan | Angelo Castellano |
| 7/25 | @ Columbus | | | | | | | | | | |
| 7/26 | @ Columbus | | | | | | | | | | |
| 7/27 | @ Columbus | | | | | | | | | | |
| 7/28 | @ Columbus | | | | | | | | | | |
| 7/29 | @ Columbus | | | | | | | | | | |
| 7/30 | @ Columbus | | | | | | | | | | |
| 8/1 | @ Louisville | | | | | | | | | | |
| 8/2 | @ Louisville | | | | | | | | | | |
| 8/3 | @ Louisville | | | | | | | | | | |
| 8/4 | @ Louisville | | | | | | | | | | |
| 8/5 | @ Louisville | | | | | | | | | | |
| 8/6 | @ Louisville | | | | | | | | | | |
| 8/8 | IOWA | | | | | | | | | | |
| 8/9 | IOWA | | | | | | | | | | |
| 8/10 | IOWA | | | | | | | | | | |
| 8/11 | IOWA | | | | | | | | | | |
| 8/12 | IOWA | | | | | | | | | | |
| 8/13 | IOWA | | | | | | | | | | |
| 8/15 | @ Toledo | | | | | | | | | | |
| 8/16 | @ Toledo | | | | | | | | | | |
| 8/17 | @ Toledo | | | | | | | | | | |
| 8/18 | @ Toledo | | | | | | | | | | |
| 8/19 | @ Toledo | | | | | | | | | | |
| 8/20 | @ Toledo | | | | | | | | | | |
| 8/22 | ST. PAUL | | | | | | | | | | |
| 8/23 | ST. PAUL | | | | | | | | | | |
| 8/24 | ST. PAUL | | | | | | | | | | |
| 8/25 | ST. PAUL | | | | | | | | | | |
| 8/26 | ST. PAUL | | | | | | | | | | |
| 8/27 | ST. PAUL | | | | | | | | | | |
| 8/29 | LOUISVILLE | | | | | | | | | | |
| 8/30 | LOUISVILLE | | | | | | | | | | |
| 8/31 | LOUISVILLE | | | | | | | | | | |
| 9/1 | LOUISVILLE | | | | | | | | | | |
| 9/2 | LOUISVILLE | | | | | | | | | | |
| 9/3 | LOUISVILLE | | | | | | | | | | |
| 9/5 | @ Iowa | | | | | | | | | | |
| 9/6 | @ Iowa | | | | | | | | | | |
| 9/7 | @ Iowa | | | | | | | | | | |
| 9/8 | @ Iowa | | | | | | | | | | |
| 9/9 | @ Iowa | | | | | | | | | | |
| 9/10 | @ Iowa | | | | | | | | | | |
| 9/12 | INDIANAPOLIS | | | | | | | | | | |
| 9/13 | INDIANAPOLIS | | | | | | | | | | |
| 9/14 | INDIANAPOLIS | | | | | | | | | | |

| DATE | OPPONENT | RESULT | IP | H | R | ER | BB | SO | 2B | 3B | HR | TB | AVG | WHIP | WP | BK | HB | GIDP | IBB | TBF | SV | SVO | ERA (SEASON) |
|------|----------------|-------------|------|----|----|----|----|----|----|----|----|----|--------|--------|----|----|----|------|-----|-----|----|-----|--------------|
| 3/31 | @ Indianapolis | W 8-6 | 9.0 | 11 | 6 | 6 | 2 | 7 | 4 | 0 | 1 | 18 | (.297) | (1.44) | 0 | 1 | 2 | 1 | 0 | 40 | 1 | 1 | 6.00 |
| 4/1 | @ Indianapolis | W 12-1 | 9.0 | 5 | 1 | 1 | 2 | 8 | 4 | 0 | 0 | 6 | (.185) | (0.78) | 0 | 1 | 2 | 0 | 0 | 31 | 0 | 0 | 3.50 |
| 4/2 | @ Indianapolis | W 8-3 | 9.0 | 11 | 3 | 3 | 5 | 10 | 1 | 1 | 1 | 17 | (.314) | (1.78) | 0 | 0 | 0 | 3 | 0 | 40 | 0 | 0 | 3.33 |
| 4/4 | TOLEDO | L 9-2 | 9.0 | 12 | 9 | 9 | 4 | 8 | 6 | 0 | 3 | 27 | (.324) | (1.78) | 0 | 0 | 0 | 0 | 0 | 41 | 0 | 0 | 4.75 |
| 4/5 | TOLEDO | L 7-6 | 9.0 | 12 | 7 | 6 | 5 | 10 | 3 | 0 | 1 | 18 | (.316) | (1.89) | 1 | 0 | 0 | 2 | 0 | 43 | 0 | 1 | 5.00 |
| 4/6 | TOLEDO | L 8-5 | 9.0 | 10 | 8 | 8 | 8 | 12 | 3 | 0 | 3 | 22 | (.286) | (2.00) | 0 | 0 | 0 | 1 | 0 | 44 | 0 | 0 | 5.50 |
| 4/7 | TOLEDO | W 9-4 | 9.0 | 9 | 4 | 4 | 4 | 5 | 8 | 0 | 2 | 16 | (.250) | (1.56) | 1 | 0 | 1 | 0 | 0 | 42 | 0 | 0 | 5.29 |
| 4/8 | TOLEDO | W 13-8 | 9.0 | 13 | 8 | 7 | 4 | 8 | 2 | 0 | 0 | 15 | (.317) | (1.89) | 0 | 1 | 2 | 1 | 0 | 47 | 0 | 0 | 5.50 |
| 4/9 | TOLEDO | L 8-2 | 9.0 | 13 | 8 | 6 | 4 | 10 | 2 | 0 | 3 | 24 | (.317) | (1.89) | 0 | 0 | 1 | 1 | 0 | 46 | 0 | 0 | 5.56 |
| 4/11 | @ Iowa | L 9-6 | 8.0 | 7 | 9 | 9 | 7 | 10 | 3 | 0 | 0 | 16 | (.262) | (1.75) | 0 | 0 | 1 | 0 | 0 | 39 | 1 | 1 | 5.97 |
| 4/12 | @ Iowa | W 10-6 | 9.0 | 8 | 6 | 6 | 2 | 10 | 2 | 1 | 2 | 18 | (.235) | (1.11) | 0 | 0 | 1 | 1 | 0 | 37 | 0 | 0 | 5.97 |
| 4/13 | @ Iowa | L 14-1 | 8.0 | 15 | 14 | 12 | 4 | 8 | 7 | 0 | 2 | 28 | (.375) | (2.38) | 0 | 0 | 2 | 0 | 0 | 46 | 0 | 0 | 6.54 |
| 4/14 | @ Iowa | W 11-8 | 9.0 | 11 | 8 | 7 | 4 | 14 | 2 | 0 | 2 | 19 | (.297) | (1.67) | 1 | 0 | 2 | 0 | 1 | 45 | 1 | 1 | 6.57 |
| 4/18 | GWINNETT | L 4-1 | 8.0 | 7 | 4 | 4 | 6 | 9 | 0 | 1 | 0 | 8 | (.207) | (1.33) | 0 | 0 | 0 | 0 | 0 | 34 | 0 | 0 | 6.39 |
| 4/19 | GWINNETT | L 6-2 | 9.0 | 10 | 6 | 6 | 9 | 3 | 2 | 0 | 2 | 19 | (.286) | (1.22) | 0 | 0 | 0 | 1 | 0 | 36 | 0 | 0 | 6.36 |
| 4/20 | GWINNETT | L 9-3 | 9.0 | 10 | 9 | 6 | 5 | 7 | 1 | 1 | 1 | 16 | (.286) | (1.67) | 2 | 0 | 0 | 1 | 0 | 41 | 0 | 0 | 6.34 |
| 4/21 | GWINNETT | L 7-3 | 9.0 | 11 | 7 | 4 | 4 | 8 | 4 | 0 | 1 | 18 | (.297) | (1.67) | 4 | 1 | 0 | 2 | 0 | 42 | 0 | 0 | 6.20 |
| 4/22 | GWINNETT | L 5-2 | 9.0 | 10 | 5 | 4 | 5 | 5 | 1 | 0 | 1 | 14 | (.294) | (1.67) | 0 | 0 | 2 | 1 | 0 | 42 | 0 | 0 | 6.08 |
| 4/23 | GWINNETT | W 4-3 | 9.0 | 8 | 3 | 3 | 7 | 2 | 0 | 0 | 0 | 10 | (.229) | (1.22) | 2 | 0 | 0 | 1 | 0 | 39 | 1 | 1 | 5.91 |
| 4/25 | @ Nashville | L 8-3 | 8.0 | 11 | 8 | 8 | 3 | 5 | 2 | 1 | 2 | 21 | (.333) | (1.75) | 0 | 0 | 0 | 0 | 0 | 38 | 0 | 0 | 6.05 |
| 4/26 | @ Nashville | L 5-0 | 8.0 | 11 | 5 | 5 | 3 | 5 | 3 | 0 | 1 | 17 | (.333) | (1.75) | 0 | 0 | 0 | 0 | 0 | 37 | 0 | 0 | 6.03 |
| 4/27 | @ Nashville | W 2-1 | 9.0 | 6 | 1 | 1 | 5 | 10 | 1 | 0 | 0 | 8 | (.200) | (1.22) | 0 | 0 | 1 | 1 | 0 | 36 | 1 | 1 | 5.80 |
| 4/28 | @ Nashville | L 4-3 | 8.2 | 7 | 4 | 4 | 4 | 7 | 1 | 0 | 0 | 8 | (.233) | (1.27) | 0 | 0 | 0 | 3 | 0 | 34 | 0 | 0 | 5.68 |
| 4/29 | @ Nashville | L 6-5 (10) | 9.1 | 13 | 6 | 6 | 5 | 7 | 2 | 0 | 0 | 18 | (.325) | (2.04) | 0 | 0 | 1 | 0 | 0 | 48 | 0 | 1 | 5.84 |
| 4/30 | @ Nashville | W 10-6 | 9.0 | 9 | 6 | 6 | 5 | 9 | 1 | 0 | 1 | 13 | (.257) | (1.56) | 3 | 0 | 1 | 0 | 0 | 42 | 0 | 1 | 5.66 |
| 5/2 | LOUISVILLE | L 10-4 | 9.0 | 14 | 10 | 10 | 5 | 8 | 1 | 0 | 1 | 18 | (.368) | (2.11) | 3 | 0 | 0 | 0 | 0 | 45 | 0 | 0 | 5.83 |
| 5/3 | LOUISVILLE | L 7-4 | 9.0 | 11 | 7 | 6 | 4 | 10 | 0 | 0 | 3 | 20 | (.306) | (1.67) | 0 | 0 | 1 | 1 | 0 | 41 | 0 | 0 | 5.84 |
| 5/4 | LOUISVILLE | L 12-10 | 9.0 | 13 | 12 | 10 | 3 | 12 | 10 | 0 | 1 | 34 | (.333) | (1.89) | 0 | 0 | 1 | 1 | 0 | 43 | 0 | 0 | 5.80 |
| 5/5 | LOUISVILLE | W 6-2 | 9.0 | 7 | 2 | 2 | 3 | 8 | 1 | 0 | 2 | 11 | (.219) | (1.11) | 0 | 0 | 0 | 0 | 0 | 36 | 1 | 1 | 5.85 |
| 5/6 | LOUISVILLE | W 11-9 | 9.0 | 13 | 9 | 9 | 3 | 9 | 4 | 0 | 2 | 23 | (.342) | (1.78) | 0 | 0 | 1 | 0 | 0 | 42 | 1 | 1 | 5.95 |
| 5/7 | LOUISVILLE | L 4-3 | 9.0 | 6 | 4 | 4 | 7 | 10 | 2 | 0 | 1 | 11 | (.144) | (1.44) | 1 | 1 | 0 | 0 | 0 | 39 | 0 | 1 | 5.89 |
| 5/9 | @ Scranton/WB | L 14-2 | 8.0 | 18 | 14 | 13 | 5 | 6 | 4 | 0 | 4 | 34 | (.486) | (2.88) | 0 | 0 | 2 | 4 | 0 | 45 | 0 | 0 | 6.14 |
| 5/10 | @ Scranton/WB | L 4-3 | 8.0 | 4 | 4 | 4 | 8 | 9 | 0 | 0 | 0 | 8 | (.160) | (1.50) | 0 | 0 | 0 | 0 | 0 | 41 | 1 | 2 | 5.84 |
| 5/11 | @ Scranton/WB | W 4-3 (11) | 11.0 | 8 | 3 | 3 | 6 | 15 | 3 | 0 | 0 | 11 | (.216) | (1.27) | 1 | 0 | 1 | 1 | 2 | 44 | 0 | 1 | 5.96 |
| 5/12 | @ Scranton/WB | W 3-2 | 9.0 | 4 | 2 | 2 | 5 | 8 | 0 | 0 | 1 | 7 | (.133) | (1.00) | 0 | 0 | 0 | 0 | 0 | 35 | 1 | 1 | 5.85 |
| 5/13 | @ Scranton/WB | L 8-6 | 8.1 | 10 | 8 | 8 | 7 | 7 | 1 | 0 | 2 | 17 | (.333) | (2.04) | 1 | 0 | 1 | 2 | 0 | 38 | 0 | 1 | 5.92 |
| 5/14 | @ Scranton/WB | W 6-2 | 9.0 | 9 | 3 | 3 | 5 | 13 | 1 | 0 | 2 | 16 | (.250) | (1.56) | 0 | 0 | 0 | 0 | 0 | 41 | 1 | 2 | 5.87 |
| 5/16 | TOLEDO | W 8-2 | 9.0 | 12 | 9 | 7 | 3 | 11 | 3 | 0 | 3 | 24 | (.308) | (1.67) | 2 | 0 | 0 | 1 | 0 | 42 | 0 | 0 | 5.87 |
| 5/17 | TOLEDO | W 16-8 | 9.0 | 14 | 8 | 8 | 2 | 14 | 2 | 0 | 3 | 25 | (.341) | (1.78) | 1 | 0 | 0 | 0 | 0 | 43 | 0 | 0 | 5.92 |
| 5/18 | TOLEDO | W 9-0 | 9.0 | 3 | 0 | 0 | 4 | 7 | 1 | 0 | 0 | 4 | (.107) | (0.78) | 1 | 0 | 1 | 2 | 0 | 33 | 0 | 0 | 5.70 |
| 5/19 | TOLEDO | W 9-1 | 9.0 | 6 | 1 | 0 | 4 | 7 | 2 | 0 | 0 | 8 | (.188) | (1.11) | 1 | 0 | 0 | 1 | 0 | 36 | 0 | 0 | 5.63 |
| 5/20 | TOLEDO | W 4-1 | 9.0 | 4 | 1 | 1 | 8 | 9 | 0 | 0 | 0 | 5 | (.179) | (1.44) | 0 | 0 | 0 | 0 | 0 | 39 | 0 | 0 | 5.66 |
| 5/21 | TOLEDO | W 8-4 | 9.0 | 15 | 4 | 4 | 1 | 6 | 6 | 0 | 2 | 27 | (.385) | (1.78) | 0 | 0 | 2 | 2 | 0 | 42 | 0 | 0 | 5.56 |
| 5/23 | @ St. Paul | W 6-1 | 9.0 | 6 | 1 | 1 | 2 | 7 | 1 | 0 | 0 | 7 | (.182) | (0.89) | 0 | 0 | 0 | 0 | 0 | 35 | 0 | 0 | 5.45 |
| 5/24 | @ St. Paul | L 6-5 | 8.0 | 9 | 6 | 6 | 6 | 13 | 2 | 1 | 0 | 11 | (.273) | (1.88) | 0 | 0 | 0 | 0 | 0 | 39 | 0 | 0 | 5.48 |
| 5/25 | @ St. Paul | L 8-6 | 8.0 | 10 | 8 | 8 | 4 | 9 | 3 | 1 | 1 | 18 | (.313) | (1.88) | 0 | 0 | 1 | 1 | 0 | 38 | 0 | 1 | 5.48 |
| 5/26 | @ St. Paul | W 4-4 | 9.0 | 8 | 4 | 4 | 7 | 7 | 0 | 0 | 1 | 12 | (.250) | (1.67) | 0 | 0 | 1 | 1 | 0 | 40 | 1 | 1 | 5.48 |
| 5/27 | @ St. Paul | L 14-1 | 8.0 | 16 | 14 | 11 | 6 | 12 | 2 | 1 | 2 | 26 | (.381) | (2.75) | 0 | 0 | 1 | 0 | 0 | 48 | 0 | 0 | 5.58 |
| 5/28 | @ St. Paul | L 10-6 | 8.0 | 9 | 10 | 6 | 3 | 7 | 1 | 0 | 2 | 16 | (.290) | (1.50) | 0 | 0 | 1 | 0 | 0 | 36 | 0 | 1 | 5.60 |
| 5/30 | MEMPHIS | L 9-6 | 9.0 | 6 | 6 | 6 | 9 | 8 | 1 | 0 | 2 | 13 | (.194) | (1.67) | 0 | 0 | 0 | 1 | 0 | 41 | 1 | 1 | 5.61 |
| 5/31 | MEMPHIS | L 10-4 | 10.0 | 11 | 9 | 7 | 10 | 11 | 1 | 0 | 0 | 20 | (.282) | (1.67) | 1 | 0 | 0 | 0 | 0 | 44 | 0 | 0 | 5.63 |
| 6/1 | MEMPHIS | L 12-6 | 10.0 | 11 | 12 | 12 | 11 | 8 | 2 | 0 | 3 | 22 | (.297) | (2.04) | 0 | 0 | 0 | 1 | 0 | 48 | 0 | 0 | 5.76 |
| 6/2 | MEMPHIS | W 10-9 (10) | 10.0 | 12 | 9 | 7 | 7 | 10 | 2 | 0 | 1 | 17 | (.300) | (1.90) | 0 | 0 | 0 | 3 | 0 | 44 | 0 | 1 | 5.77 |
| 6/3 | MEMPHIS | L 4-2 | 9.0 | 6 | 4 | 3 | 1 | 9 | 1 | 0 | 1 | 10 | (.176) | (0.78) | 2 | 0 | 0 | 0 | 0 | 35 | 0 | 0 | 5.72 |
| 6/4 | MEMPHIS | L 6-5 | 9.0 | 9 | 6 | 6 | 7 | 11 | 2 | 1 | 0 | 13 | (.257) | (1.78) | 1 | 0 | 0 | 1 | 0 | 42 | 0 | 1 | 5.73 |
| 6/6 | @ Indianapolis | W 9-7 | 9.0 | 7 | 2 | 2 | 6 | 12 | 0 | 0 | 1 | 9 | (.219) | (1.44) | 0 | 0 | 1 | 1 | 0 | 40 | 1 | 1 | 5.66 |
| 6/7 | @ Indianapolis | W 9-7 | 9.0 | 10 | 7 | 7 | 4 | 13 | 3 | 1 | 1 | 18 | (.286) | (1.56) | 0 | 0 | 0 | 1 | 0 | 39 | 0 | 0 | 5.68 |
| 6/8 | @ Indianapolis | W 15-7 | 9.0 | 11 | 7 | 7 | 8 | 7 | 3 | 0 | 1 | 17 | (.306) | (2.11) | 0 | 0 | 0 | 1 | 0 | 44 | 0 | 0 | 5.70 |
| 6/9 | @ Indianapolis | W 6-2 | 9.0 | 8 | 2 | 2 | 1 | 12 | 1 | 0 | 1 | 12 | (.216) | (1.00) | 0 | 0 | 0 | 0 | 0 | 38 | 0 | 0 | 5.64 |
| 6/10 | @ Indianapolis | W 9-5 | 9.0 | 8 | 5 | 5 | 10 | 11 | 1 | 0 | 9 | 9 | (.242) | (2.00) | 1 | 0 | 0 | 1 | 0 | 44 | 1 | 1 | 5.63 |
| 6/13 | COLUMBUS | W 6-5 | 9.0 | 9 | 5 | 5 | 6 | 10 | 3 | 0 | 1 | 15 | (.250) | (1.67) | 1 | 0 | 1 | 0 | 0 | 43 | 1 | 2 | 5.62 |
| 6/14 | COLUMBUS | W 6-1 | 9.0 | 4 | 1 | 1 | 6 | 11 | 0 | 0 | 0 | 4 | (.133) | (1.11) | 0 | 0 | 1 | 0 | 0 | 38 | 0 | 0 | 5.54 |
| 6/15 | COLUMBUS | W 4-2 | 9.0 | 5 | 2 | 2 | 1 | 4 | 0 | 0 | 2 | 11 | (.161) | (0.67) | 0 | 0 | 1 | 1 | 0 | 33 | 1 | 0 | 5.49 |
| 6/16 | COLUMBUS | W 4-1 | 8.0 | 6 | 1 | 1 | 3 | 6 | 0 | 0 | 0 | 6 | (.194) | (1.00) | 0 | 0 | 0 | 3 | 0 | 34 | 0 | 0 | 5.42 |
| 6/17 | COLUMBUS | W 13-4 | 9.0 | 11 | 4 | 4 | 4 | 7 | 1 | 0 | 0 | 18 | (.297) | (1.67) | 1 | 0 | 0 | 1 | 0 | 41 | 0 | 0 | 5.67 |
| 6/18 | COLUMBUS | W 6-4 | 9.0 | 6 | 4 | 4 | 5 | 9 | 2 | 1 | 0 | 10 | (.194) | (1.22) | 2 | 0 | 0 | 0 | 0 | 37 | 1 | 1 | 5.37 |
| 6/20 | @ Rochester | L 5-4 | 8.0 | 7 | 5 | 5 | 5 | 13 | 1 | 0 | 1 | 11 | (.233) | (1.50) | 1 | 1 | 1 | 0 | 0 | 36 | 0 | 1 | 5.38 |
| 6/21 | @ Rochester | W 7-3 | 9.0 | 7 | 3 | 2 | 2 | 8 | 1 | 0 | 1 | 11 | (.219) | (1.00) | 1 | 0 | 0 | 0 | 0 | 36 | 0 | 0 | 5.33 |
| 6/22 | @ Rochester | W 8-4 | 9.0 | 8 | 4 | 4 | 5 | 7 | 1 | 0 | 3 | 18 | (.229) | (1.44) | 1 | 0 | 0 | 0 | 0 | 40 | 0 | 0 | 5.31 |
| 6/23 | @ Rochester | W 4-2 | 9.0 | 5 | 2 | 1 | 5 | 7 | 1 | 1 | 0 | 8 | (.167) | (1.11) | 0 | 0 | 2 | 2 | 0 | 38 | 1 | 1 | 5.24 |
| 6/24 | @ Rochester | L 3-2 | | | | | | | | | | | | | | | | | | | | | |

| DATE | OPPONENT | RESULT | AB | R | H | TB | 2B | 3B | HR | XBH | RBI | BB | IBB | SO | SB | CS | HBP | SAC | SF | GDP | LOB | AVG (SEASON) | |
|----------|----------------|-------------|----|----|----|----|----|----|----|-----|-----|-----|-----|----|----|----|-----|-----|----|-----|-----|--------------|-----|
| 3/31 | @ Indianapolis | W 8-6 | 40 | 8 | 12 | 16 | 2 | 1 | 0 | 2 | 8 | 9 | 0 | 12 | 3 | 0 | 0 | 0 | 0 | 0 | 14 | 300 | |
| 4/1 | @ Indianapolis | W 12-1 | 42 | 12 | 16 | 24 | 2 | 1 | 0 | 2 | 12 | 6 | 0 | 10 | 3 | 0 | 0 | 0 | 0 | 2 | 11 | 341 | |
| 4/2 | @ Indianapolis | W 8-3 | 39 | 8 | 12 | 22 | 1 | 0 | 3 | 4 | 8 | 4 | 0 | 5 | 2 | 0 | 1 | 0 | 0 | 0 | 9 | 331 | |
| 4/4 | TOLEDO | L 9-2 | 29 | 2 | 6 | 18 | 1 | 0 | 1 | 3 | 2 | 4 | 0 | 10 | 1 | 1 | 0 | 0 | 0 | 4 | 6 | 307 | |
| 4/5 | TOLEDO | L 7-6 | 34 | 6 | 7 | 15 | 0 | 0 | 2 | 3 | 3 | 3 | 0 | 12 | 2 | 1 | 0 | 0 | 0 | 1 | 4 | 293 | |
| 4/6 | TOLEDO | W 9-4 | 34 | 9 | 12 | 18 | 3 | 0 | 1 | 4 | 8 | 4 | 0 | 11 | 0 | 0 | 0 | 0 | 1 | 1 | 6 | 282 | |
| 4/7 | TOLEDO | W 13-8 | 36 | 13 | 12 | 26 | 2 | 0 | 4 | 6 | 13 | 5 | 0 | 9 | 0 | 0 | 0 | 0 | 0 | 0 | 4 | 297 | |
| 4/8 | TOLEDO | L 8-2 | 33 | 2 | 6 | 11 | 2 | 0 | 1 | 3 | 2 | 6 | 0 | 12 | 0 | 0 | 2 | 0 | 0 | 0 | 12 | 285 | |
| 4/11 | @ Iowa | W 9-6 | 38 | 6 | 10 | 20 | 4 | 0 | 2 | 6 | 6 | 1 | 0 | 6 | 0 | 0 | 0 | 0 | 0 | 0 | 6 | 283 | |
| 4/12 | @ Iowa | W 10-6 | 38 | 10 | 12 | 29 | 5 | 0 | 4 | 9 | 10 | 3 | 0 | 9 | 1 | 1 | 0 | 0 | 0 | 0 | 5 | 286 | |
| 4/13 | @ Iowa | L 14-1 | 31 | 1 | 6 | 12 | 3 | 0 | 1 | 4 | 1 | 1 | 0 | 4 | 0 | 0 | 0 | 0 | 0 | 1 | 4 | 279 | |
| 4/14 | @ Iowa | W 11-8 | 38 | 11 | 11 | 14 | 3 | 0 | 0 | 3 | 10 | 7 | 0 | 7 | 5 | 1 | 2 | 0 | 1 | 0 | 10 | 280 | |
| 4/18 | GWINNETT | L 4-1 | 31 | 1 | 7 | 10 | 3 | 0 | 0 | 3 | 1 | 3 | 0 | 7 | 0 | 0 | 1 | 0 | 0 | 1 | 3 | 277 | |
| 4/19 | GWINNETT | L 9-6 | 31 | 2 | 6 | 14 | 2 | 0 | 2 | 4 | 1 | 3 | 0 | 7 | 2 | 0 | 0 | 0 | 0 | 1 | 5 | 272 | |
| 4/20 | GWINNETT | L 9-3 | 27 | 3 | 3 | 4 | 1 | 0 | 0 | 1 | 3 | 11 | 0 | 10 | 2 | 0 | 0 | 0 | 2 | 1 | 10 | 264 | |
| 4/21 | GWINNETT | L 7-3 | 35 | 3 | 9 | 13 | 1 | 0 | 1 | 2 | 3 | 4 | 0 | 8 | 1 | 0 | 0 | 0 | 0 | 1 | 9 | 264 | |
| 4/22 | GWINNETT | L 5-2 | 27 | 3 | 4 | 8 | 3 | 0 | 0 | 2 | 4 | 0 | 0 | 8 | 0 | 1 | 0 | 0 | 0 | 3 | 2 | 259 | |
| 4/23 | GWINNETT | L 6-5 (5) | 31 | 3 | 12 | 15 | 3 | 0 | 0 | 2 | 5 | 4 | 0 | 7 | 6 | 1 | 0 | 0 | 0 | 0 | 2 | 248 | |
| 4/25 | @ Nashville | L 8-3 | 29 | 3 | 5 | 6 | 1 | 0 | 0 | 1 | 3 | 3 | 0 | 12 | 0 | 0 | 0 | 0 | 0 | 2 | 3 | 261 | |
| 4/26 | @ Nashville | L 5-0 | 30 | 0 | 4 | 5 | 1 | 0 | 0 | 1 | 0 | 2 | 0 | 7 | 3 | 0 | 0 | 0 | 0 | 2 | 5 | 255 | |
| 4/27 | @ Nashville | W 2-1 | 33 | 2 | 4 | 13 | 2 | 0 | 1 | 3 | 2 | 2 | 0 | 11 | 2 | 1 | 0 | 0 | 0 | 1 | 3 | 255 | |
| 4/28 | @ Nashville | L 4-3 | 37 | 3 | 5 | 5 | 0 | 0 | 1 | 5 | 0 | 0 | 0 | 9 | 2 | 1 | 0 | 0 | 0 | 1 | 3 | 251 | |
| 4/29 | @ Nashville | L 5-3 (10) | 30 | 5 | 8 | 15 | 4 | 0 | 1 | 6 | 4 | 7 | 0 | 8 | 0 | 0 | 0 | 0 | 0 | 4 | 2 | 248 | |
| 4/30 | @ Nashville | W 10-6 | 34 | 10 | 11 | 23 | 3 | 0 | 3 | 6 | 10 | 7 | 0 | 9 | 3 | 0 | 1 | 1 | 3 | 1 | 9 | 253 | |
| 5/2 | LOUISVILLE | L 10-4 | 33 | 4 | 6 | 9 | 1 | 0 | 0 | 2 | 4 | 7 | 0 | 10 | 0 | 1 | 1 | 0 | 0 | 1 | 10 | 250 | |
| 5/3 | LOUISVILLE | L 7-4 | 34 | 10 | 10 | 13 | 3 | 0 | 0 | 3 | 4 | 2 | 0 | 6 | 0 | 0 | 0 | 0 | 0 | 3 | 5 | 252 | |
| 5/4 | LOUISVILLE | L 12-10 | 40 | 10 | 11 | 17 | 3 | 0 | 1 | 4 | 8 | 6 | 0 | 10 | 6 | 0 | 0 | 0 | 0 | 0 | 9 | 249 | |
| 5/5 | LOUISVILLE | W 6-2 | 30 | 6 | 5 | 12 | 1 | 0 | 2 | 3 | 6 | 3 | 0 | 10 | 3 | 0 | 0 | 0 | 0 | 0 | 3 | 250 | |
| 5/6 | LOUISVILLE | W 11-9 | 31 | 11 | 12 | 16 | 1 | 0 | 1 | 2 | 10 | 6 | 0 | 6 | 2 | 1 | 4 | 1 | 1 | 0 | 8 | 254 | |
| 5/7 | LOUISVILLE | L 4-3 | 35 | 3 | 8 | 17 | 1 | 1 | 2 | 4 | 3 | 2 | 0 | 10 | 2 | 0 | 0 | 0 | 0 | 0 | 7 | 253 | |
| 5/9 | @ Scranton/WB | L 14-2 | 31 | 2 | 3 | 8 | 1 | 1 | 1 | 2 | 0 | 0 | 0 | 8 | 3 | 0 | 0 | 0 | 0 | 0 | 2 | 250 | |
| 5/10 | @ Scranton/WB | L 4-3 | 30 | 3 | 5 | 11 | 1 | 0 | 1 | 3 | 3 | 7 | 0 | 5 | 3 | 1 | 0 | 0 | 0 | 1 | 0 | 9 | 249 |
| 5/11 | @ Scranton/WB | W 4-3 (11) | 36 | 4 | 4 | 8 | 1 | 0 | 1 | 2 | 2 | 7 | 0 | 9 | 3 | 0 | 1 | 0 | 0 | 2 | 6 | 243 | |
| 5/12 | @ Scranton/WB | W 3-2 | 32 | 3 | 8 | 10 | 2 | 0 | 0 | 2 | 3 | 2 | 0 | 7 | 1 | 1 | 0 | 0 | 1 | 0 | 5 | 243 | |
| 5/13 | @ Scranton/WB | L 8-6 | 37 | 6 | 14 | 21 | 4 | 1 | 3 | 5 | 6 | 1 | 0 | 8 | 3 | 1 | 1 | 0 | 0 | 0 | 6 | 248 | |
| 5/14 | @ Scranton/WB | L 7-4 | 33 | 6 | 7 | 20 | 2 | 1 | 3 | 6 | 2 | 0 | 0 | 13 | 2 | 1 | 0 | 0 | 0 | 0 | 6 | 247 | |
| 5/16 | TOLEDO | W 6-2 | 36 | 2 | 9 | 10 | 1 | 0 | 0 | 1 | 2 | 8 | 0 | 12 | 2 | 0 | 0 | 0 | 0 | 0 | 15 | 244 | |
| 5/17 | TOLEDO | W 16-8 | 41 | 16 | 18 | 34 | 7 | 0 | 3 | 10 | 15 | 5 | 0 | 9 | 3 | 0 | 2 | 0 | 0 | 1 | 8 | 253 | |
| 5/18 | TOLEDO | W 9-0 | 36 | 9 | 14 | 20 | 3 | 1 | 1 | 4 | 9 | 4 | 0 | 6 | 0 | 0 | 1 | 0 | 0 | 2 | 8 | 256 | |
| 5/19 | TOLEDO | W 9-1 | 32 | 9 | 12 | 18 | 4 | 1 | 0 | 5 | 8 | 8 | 0 | 7 | 5 | 0 | 1 | 0 | 0 | 0 | 8 | 259 | |
| 5/20 | TOLEDO | W 7-1 | 29 | 7 | 2 | 7 | 2 | 0 | 0 | 1 | 7 | 6 | 0 | 6 | 2 | 0 | 0 | 0 | 0 | 0 | 8 | 259 | |
| 5/21 | TOLEDO | W 8-4 | 35 | 8 | 12 | 28 | 2 | 1 | 4 | 7 | 7 | 6 | 0 | 6 | 2 | 0 | 0 | 0 | 0 | 1 | 9 | 257 | |
| 5/23 | @ St. Paul | W 6-1 | 35 | 6 | 10 | 18 | 5 | 0 | 1 | 6 | 6 | 4 | 0 | 11 | 0 | 0 | 0 | 0 | 1 | 2 | 7 | 258 | |
| 5/24 | @ St. Paul | L 6-5 | 38 | 5 | 10 | 15 | 3 | 0 | 1 | 2 | 5 | 6 | 0 | 12 | 1 | 1 | 2 | 0 | 0 | 1 | 12 | 259 | |
| 5/25 | @ St. Paul | L 8-6 | 36 | 6 | 10 | 16 | 3 | 0 | 1 | 3 | 6 | 7 | 0 | 7 | 6 | 1 | 0 | 0 | 0 | 1 | 12 | 259 | |
| 5/26 | @ St. Paul | L 6-4 | 32 | 6 | 9 | 12 | 1 | 0 | 0 | 1 | 3 | 8 | 0 | 7 | 7 | 1 | 0 | 0 | 0 | 2 | 8 | 259 | |
| 5/27 | @ St. Paul | L 14-1 | 28 | 1 | 6 | 9 | 0 | 0 | 0 | 1 | 1 | 7 | 0 | 8 | 0 | 2 | 1 | 0 | 0 | 4 | 8 | 258 | |
| 5/28 | @ St. Paul | L 10-6 | 34 | 6 | 11 | 12 | 1 | 0 | 0 | 1 | 5 | 3 | 0 | 5 | 2 | 0 | 0 | 0 | 0 | 4 | 4 | 260 | |
| 5/30 | MEMPHIS | W 7-4 | 34 | 7 | 11 | 24 | 4 | 1 | 1 | 2 | 7 | 3 | 0 | 5 | 0 | 0 | 1 | 0 | 0 | 1 | 6 | 261 | |
| 5/31 | MEMPHIS | W 9-4 | 37 | 4 | 9 | 9 | 0 | 0 | 0 | 0 | 3 | 0 | 0 | 10 | 3 | 0 | 1 | 0 | 0 | 1 | 8 | 261 | |
| 6/1 | MEMPHIS | L 12-6 | 34 | 6 | 9 | 20 | 4 | 0 | 3 | 5 | 6 | 6 | 0 | 10 | 1 | 0 | 1 | 0 | 0 | 2 | 8 | 261 | |
| 6/2 | MEMPHIS | W 10-9 (10) | 40 | 10 | 13 | 20 | 2 | 0 | 1 | 5 | 9 | 3 | 0 | 8 | 4 | 1 | 0 | 2 | 1 | 0 | 8 | 263 | |
| 6/3 | MEMPHIS | L 4-2 | 31 | 2 | 6 | 7 | 1 | 0 | 0 | 1 | 1 | 6 | 0 | 11 | 0 | 0 | 0 | 0 | 0 | 1 | 8 | 261 | |
| 6/4 | MEMPHIS | L 6-5 | 37 | 5 | 12 | 13 | 3 | 0 | 0 | 1 | 4 | 6 | 0 | 8 | 2 | 0 | 0 | 0 | 0 | 2 | 11 | 263 | |
| 6/6 | @ Indianapolis | W 4-2 | 32 | 4 | 8 | 13 | 2 | 0 | 0 | 3 | 4 | 2 | 0 | 5 | 5 | 1 | 0 | 1 | 0 | 0 | 5 | 262 | |
| 6/7 | @ Indianapolis | W 9-7 | 33 | 9 | 10 | 16 | 3 | 0 | 1 | 4 | 9 | 10 | 0 | 7 | 5 | 0 | 1 | 0 | 2 | 2 | 10 | 263 | |
| 6/8 | @ Indianapolis | W 15-7 | 36 | 15 | 12 | 18 | 3 | 0 | 1 | 4 | 15 | 11 | 0 | 11 | 4 | 0 | 0 | 0 | 3 | 0 | 8 | 264 | |
| 6/9 | @ Indianapolis | W 6-2 | 39 | 6 | 13 | 19 | 3 | 0 | 1 | 4 | 8 | 0 | 0 | 8 | 2 | 0 | 1 | 0 | 0 | 1 | 7 | 266 | |
| 6/10 | @ Indianapolis | W 9-5 | 37 | 6 | 12 | 18 | 3 | 0 | 0 | 4 | 8 | 10 | 0 | 10 | 5 | 1 | 0 | 1 | 0 | 0 | 13 | 267 | |
| 6/13 | COLUMBUS | W 6-5 | 29 | 6 | 12 | 14 | 1 | 0 | 2 | 3 | 6 | 4 | 0 | 10 | 2 | 0 | 1 | 0 | 0 | 1 | 4 | 266 | |
| 6/14 | COLUMBUS | W 6-1 | 26 | 6 | 5 | 16 | 2 | 0 | 3 | 5 | 6 | 6 | 0 | 7 | 2 | 0 | 1 | 1 | 1 | 0 | 5 | 265 | |
| 6/15 | COLUMBUS | W 4-2 | 29 | 4 | 6 | 18 | 0 | 1 | 0 | 1 | 4 | 3 | 0 | 8 | 2 | 0 | 1 | 0 | 0 | 1 | 5 | 265 | |
| 6/16 | COLUMBUS | W 4-1 | 30 | 4 | 10 | 18 | 5 | 0 | 1 | 6 | 4 | 3 | 0 | 7 | 0 | 0 | 0 | 0 | 0 | 1 | 5 | 266 | |
| 6/17 | COLUMBUS | W 13-4 | 37 | 13 | 15 | 23 | 2 | 0 | 2 | 4 | 13 | 9 | 0 | 10 | 0 | 0 | 0 | 0 | 0 | 1 | 10 | 270 | |
| 6/18 | COLUMBUS | W 6-4 | 34 | 6 | 13 | 23 | 4 | 0 | 2 | 6 | 6 | 1 | 0 | 7 | 1 | 0 | 2 | 0 | 0 | 1 | 7 | 270 | |
| 6/20 | @ Rochester | L 5-4 | 31 | 4 | 7 | 8 | 1 | 0 | 0 | 1 | 4 | 7 | 0 | 10 | 0 | 2 | 0 | 0 | 1 | 1 | 8 | 269 | |
| 6/21 | @ Rochester | W 7-3 | 35 | 7 | 10 | 13 | 3 | 0 | 0 | 3 | 7 | 6 | 0 | 8 | 0 | 0 | 0 | 0 | 0 | 2 | 7 | 269 | |
| 6/22 | @ Rochester | W 8-4 | 37 | 8 | 11 | 16 | 2 | 0 | 1 | 3 | 7 | 3 | 0 | 12 | 2 | 0 | 1 | 0 | 0 | 1 | 6 | 270 | |
| 6/23 | @ Rochester | W 4-2 | 33 | 4 | 7 | 12 | 2 | 0 | 1 | 3 | 3 | 2 | 0 | 8 | 0 | 0 | 1 | 1 | 0 | 0 | 6 | 269 | |
| 6/24 | @ Rochester | L 3-2 | 30 | 2 | 5 | 11 | 1 | 1 | 1 | 3 | 2 | 6 | 0 | 11 | 1 | 0 | 0 | 1 | 0 | 1 | 8 | 268 | |
| 6/25 | @ Rochester | W 7-3 | 33 | 7 | 5 | 10 | 1 | 0 | 0 | 1 | 6 | 7 | 0 | 10 | 1 | 1 | 0 | 0 | 2 | 1 | 5 | 268 | |
| 6/28 | IOWA | W 9-2 | 30 | 2 | 5 | 9 | 0 | 0 | 0 | 1 | 2 | 3 | 0 | 9 | 1 | 0 | 0 | 1 | 0 | 1 | 1 | 267 | |
| 6/29 | IOWA | W 8-3 | 34 | 8 | 12 | 28 | 5 | 1 | 3 | 9 | 7 | 8 | 0 | 11 | 2 | 0 | 0 | 0 | 0 | 0 | 11 | 268 | |
| 6/30 | IOWA | L 6-5 | 37 | 5 | 9 | 12 | 3 | 0 | 0 | 3 | 3 | 4 | 0 | 12 | 1 | 0 | 1 | 0 | 0 | 1 | 10 | 267 | |
| 7/2 [G1] | IOWA | W 11-1 (7) | 31 | 11 | 16 | 27 | 5 | 0 | 2 | 7 | 11 | 3 | 0 | 7 | 0 | 0 | 1 | 0 | 0 | 2 | 6 | 270 | |
| 7/2 [G2] | IOWA | L 6-2 (7) | 26 | 2 | 6 | 11 | 2 | 0 | 1 | 3 | 1 | 0 | 0 | 7 | 1 | 1 | 0 | 0 | 0 | 0 | 3 | 270 | |
| 7/3 | IOWA | L 7-6 | 32 | 6 | 5 | 9 | 1 | 0 | 0 | 2 | 5 | 6</ | | | | | | | | | | | |

HITTING

| SERIES | OPPONENT | DATES | AVG | G | AB | R | H | TB | 2B | 3B | HR | RBI | BB | IBB | SO | SB | CS | OBP | SLG | OPS | PA | SAC | SF | HBP | GIDP |
|-----------|----------------|-------------|------|---|-----|----|----|-----|----|----|----|-----|----|-----|----|----|----|------|------|------|-----|-----|----|-----|------|
| SERIES 1 | @ Indianapolis | 3/31 - 4/2 | .331 | 3 | 121 | 28 | 40 | 62 | 5 | 1 | 5 | 28 | 19 | 0 | 27 | 10 | 0 | .420 | .512 | .932 | 143 | 0 | 2 | 1 | 0 |
| SERIES 2 | TOLEDO | 4/4 - 4/9 | .258 | 6 | 198 | 37 | 51 | 100 | 9 | 2 | 12 | 34 | 28 | 0 | 61 | 5 | 2 | .355 | .505 | .860 | 231 | 0 | 2 | 3 | 7 |
| SERIES 3 | @ Iowa | 4/11 - 4/16 | .269 | 4 | 145 | 28 | 39 | 75 | 15 | 0 | 7 | 27 | 12 | 0 | 26 | 6 | 2 | .335 | .517 | .852 | 161 | 0 | 1 | 3 | 1 |
| SERIES 4 | GWINNETT | 4/18 - 4/23 | .225 | 6 | 182 | 16 | 41 | 64 | 11 | 0 | 4 | 16 | 29 | 0 | 50 | 11 | 3 | .330 | .352 | .682 | 215 | 0 | 3 | 1 | 7 |
| SERIES 5 | @ Nashville | 4/25 - 4/30 | .212 | 6 | 193 | 23 | 41 | 67 | 11 | 0 | 5 | 21 | 20 | 0 | 52 | 11 | 1 | .292 | .347 | .639 | 220 | 1 | 3 | 3 | 9 |
| SERIES 6 | LOUISVILLE | 5/2 - 5/7 | .256 | 6 | 203 | 38 | 52 | 84 | 10 | 2 | 6 | 35 | 24 | 0 | 48 | 13 | 2 | .349 | .414 | .763 | 236 | 1 | 2 | 6 | 4 |
| SERIES 7 | @ Scranton/WB | 5/9 - 5/14 | .211 | 6 | 199 | 24 | 42 | 78 | 11 | 2 | 7 | 20 | 20 | 0 | 50 | 12 | 4 | .290 | .392 | .682 | 224 | 0 | 2 | 3 | 3 |
| SERIES 8 | TOLEDO | 5/16 - 5/21 | .321 | 6 | 209 | 45 | 67 | 112 | 17 | 2 | 8 | 42 | 38 | 0 | 56 | 14 | 1 | .433 | .536 | .969 | 252 | 0 | 1 | 4 | 5 |
| SERIES 9 | @ St. Paul | 5/23 - 5/28 | .276 | 6 | 203 | 30 | 56 | 79 | 11 | 0 | 4 | 26 | 35 | 0 | 49 | 16 | 4 | .391 | .389 | .780 | 243 | 0 | 1 | 4 | 14 |
| SERIES 10 | MEMPHIS | 5/30 - 6/4 | .286 | 6 | 213 | 34 | 61 | 93 | 12 | 1 | 6 | 28 | 24 | 0 | 52 | 10 | 3 | .365 | .437 | .802 | 243 | 2 | 1 | 3 | 7 |
| SERIES 11 | @ Indianapolis | 6/6 - 6/11 | .311 | 5 | 177 | 43 | 55 | 84 | 14 | 0 | 5 | 42 | 33 | 1 | 39 | 21 | 1 | .414 | .475 | .889 | 221 | 1 | 7 | 3 | 3 |
| SERIES 12 | COLUMBUS | 6/13 - 6/18 | .303 | 6 | 185 | 39 | 56 | 102 | 14 | 1 | 10 | 39 | 26 | 0 | 49 | 7 | 1 | .397 | .551 | .948 | 220 | 1 | 3 | 5 | 4 |
| SERIES 13 | @ Rochester | 6/20 - 6/25 | .246 | 6 | 199 | 32 | 49 | 70 | 10 | 1 | 3 | 28 | 31 | 0 | 59 | 6 | 3 | .349 | .352 | .701 | 237 | 2 | 3 | 2 | 6 |
| SERIES 14 | IOWA | 6/28 - 7/3 | .279 | 6 | 190 | 34 | 53 | 93 | 17 | 1 | 7 | 30 | 23 | 1 | 57 | 5 | 2 | .364 | .489 | .853 | 218 | 1 | 1 | 3 | 4 |
| SERIES 15 | @ Gwinnett | 7/4 - 7/9 | .250 | 5 | 168 | 22 | 42 | 73 | 12 | 2 | 5 | 21 | 20 | 0 | 44 | 10 | 3 | .325 | .435 | .760 | 191 | 0 | 3 | 0 | 3 |
| SERIES 16 | INDIANAPOLIS | 7/14 - 7/16 | .280 | 3 | 107 | 17 | 30 | 56 | 2 | 0 | 8 | 16 | 12 | 0 | 24 | 1 | 0 | .364 | .523 | .887 | 121 | 0 | 0 | 2 | 1 |
| SERIES 17 | ST. PAUL | 7/18 - 7/23 | .254 | 6 | 193 | 26 | 49 | 75 | 12 | 4 | 2 | 25 | 23 | 2 | 39 | 7 | 1 | .336 | .389 | .725 | 220 | 0 | 2 | 2 | 3 |
| SERIES 18 | @ Columbus | 7/25 - 7/30 | | | | | | | | | | | | | | | | | | | | | | | |
| SERIES 19 | @ Louisville | 8/1 - 8/6 | | | | | | | | | | | | | | | | | | | | | | | |
| SERIES 20 | IOWA | 8/8 - 8/13 | | | | | | | | | | | | | | | | | | | | | | | |
| SERIES 21 | @ Toledo | 8/15 - 8/20 | | | | | | | | | | | | | | | | | | | | | | | |
| SERIES 22 | ST. PAUL | 8/22 - 8/27 | | | | | | | | | | | | | | | | | | | | | | | |
| SERIES 23 | LOUISVILLE | 8/29 - 9/3 | | | | | | | | | | | | | | | | | | | | | | | |
| SERIES 24 | @ Iowa | 9/5 - 9/10 | | | | | | | | | | | | | | | | | | | | | | | |
| SERIES 25 | INDIANAPOLIS | 9/12 - 9/17 | | | | | | | | | | | | | | | | | | | | | | | |
| SERIES 26 | @ Columbus | 9/19 - 9/24 | | | | | | | | | | | | | | | | | | | | | | | |

PITCHING

| SERIES | OPPONENT | DATES | W | L | ERA | G | GS | CG | SHO | GF | HLD | SV | SVO | IP | H | R | ER | HR | HB | BB | IBB | SO | AVG | WP | BK | GIDP |
|-----------|----------------|-------------|---|---|------|---|----|----|-----|----|-----|----|-----|------|----|----|----|----|----|----|-----|----|------|----|----|------|
| SERIES 1 | @ Indianapolis | 3/31 - 4/2 | 3 | 0 | 3.33 | 3 | 3 | 0 | 0 | 3 | 0 | 1 | 1 | 27.0 | 27 | 10 | 10 | 2 | 3 | 9 | 0 | 25 | .273 | 0 | 1 | 9 |
| SERIES 2 | TOLEDO | 4/4 - 4/9 | 2 | 4 | 6.67 | 6 | 6 | 0 | 0 | 6 | 0 | 0 | 1 | 54.0 | 69 | 44 | 40 | 11 | 4 | 30 | 0 | 56 | .303 | 2 | 1 | 6 |
| SERIES 3 | @ Iowa | 4/11 - 4/16 | 2 | 2 | 9.00 | 4 | 4 | 0 | 0 | 4 | 2 | 1 | 1 | 34.0 | 41 | 37 | 34 | 8 | 6 | 17 | 1 | 42 | .289 | 1 | 0 | 1 |
| SERIES 4 | GWINNETT | 4/18 - 4/23 | 1 | 5 | 4.50 | 6 | 6 | 0 | 0 | 6 | 3 | 1 | 1 | 54.0 | 55 | 34 | 27 | 5 | 2 | 24 | 0 | 39 | .268 | 10 | 1 | 6 |
| SERIES 5 | @ Nashville | 4/25 - 4/30 | 2 | 4 | 4.85 | 6 | 6 | 0 | 0 | 6 | 6 | 1 | 4 | 52.0 | 57 | 30 | 28 | 5 | 3 | 26 | 0 | 43 | .284 | 3 | 0 | 4 |
| SERIES 6 | LOUISVILLE | 5/2 - 5/7 | 2 | 4 | 6.83 | 6 | 6 | 0 | 0 | 6 | 3 | 2 | 3 | 54.0 | 64 | 44 | 41 | 14 | 2 | 26 | 0 | 53 | .298 | 4 | 1 | 2 |
| SERIES 7 | @ Scranton/WB | 5/9 - 5/14 | 3 | 3 | 5.57 | 6 | 6 | 0 | 0 | 6 | 7 | 2 | 5 | 53.1 | 53 | 34 | 33 | 10 | 5 | 36 | 2 | 58 | .272 | 3 | 0 | 9 |
| SERIES 8 | TOLEDO | 5/16 - 5/21 | 4 | 2 | 3.83 | 6 | 6 | 0 | 1 | 6 | 3 | 0 | 0 | 54.0 | 55 | 26 | 23 | 8 | 5 | 22 | 0 | 55 | .266 | 5 | 0 | 7 |
| SERIES 9 | @ St. Paul | 5/23 - 5/28 | 2 | 4 | 5.94 | 6 | 6 | 0 | 0 | 6 | 1 | 1 | 3 | 50.0 | 58 | 43 | 33 | 6 | 3 | 29 | 0 | 51 | .286 | 0 | 0 | 2 |
| SERIES 10 | MEMPHIS | 5/30 - 6/4 | 2 | 4 | 6.71 | 6 | 6 | 0 | 0 | 6 | 4 | 1 | 3 | 55.0 | 55 | 46 | 41 | 13 | 0 | 39 | 0 | 56 | .255 | 4 | 0 | 6 |
| SERIES 11 | @ Indianapolis | 6/6 - 6/11 | 5 | 0 | 4.60 | 5 | 5 | 0 | 0 | 5 | 2 | 2 | 2 | 45.0 | 44 | 23 | 23 | 3 | 1 | 29 | 0 | 55 | .254 | 1 | 0 | 4 |
| SERIES 12 | COLUMBUS | 6/13 - 6/18 | 6 | 0 | 2.83 | 6 | 6 | 0 | 0 | 6 | 6 | 3 | 4 | 54.0 | 41 | 17 | 17 | 5 | 3 | 25 | 0 | 47 | .209 | 4 | 0 | 5 |
| SERIES 13 | @ Rochester | 6/20 - 6/25 | 4 | 2 | 3.10 | 6 | 6 | 0 | 0 | 6 | 7 | 1 | 2 | 52.1 | 46 | 20 | 18 | 7 | 3 | 26 | 1 | 51 | .234 | 4 | 1 | 2 |
| SERIES 14 | IOWA | 6/28 - 7/3 | 2 | 4 | 5.58 | 6 | 6 | 0 | 0 | 6 | 1 | 0 | 1 | 50.0 | 41 | 32 | 31 | 10 | 0 | 31 | 0 | 58 | .225 | 1 | 0 | 5 |
| SERIES 15 | @ Gwinnett | 7/4 - 7/9 | 1 | 4 | 5.14 | 5 | 5 | 0 | 0 | 5 | 1 | 1 | 4 | 42.0 | 35 | 29 | 24 | 5 | 3 | 27 | 1 | 41 | .227 | 1 | 0 | 3 |
| SERIES 16 | INDIANAPOLIS | 7/14 - 7/16 | 1 | 2 | 9.00 | 3 | 3 | 0 | 0 | 3 | 0 | 0 | 0 | 27.0 | 36 | 27 | 27 | 8 | 1 | 22 | 1 | 30 | .330 | 2 | 0 | 3 |
| SERIES 17 | ST. PAUL | 7/18 - 7/23 | 4 | 2 | 4.17 | 6 | 6 | 0 | 1 | 6 | 0 | 1 | 1 | 54.0 | 41 | 25 | 25 | 6 | 8 | 26 | 0 | 49 | .210 | 5 | 1 | 2 |
| SERIES 18 | @ Columbus | 7/25 - 7/30 | | | | | | | | | | | | | | | | | | | | | | | | |
| SERIES 19 | @ Louisville | 8/1 - 8/6 | | | | | | | | | | | | | | | | | | | | | | | | |
| SERIES 20 | IOWA | 8/8 - 8/13 | | | | | | | | | | | | | | | | | | | | | | | | |
| SERIES 21 | @ Toledo | 8/15 - 8/20 | | | | | | | | | | | | | | | | | | | | | | | | |
| SERIES 22 | ST. PAUL | 8/22 - 8/27 | | | | | | | | | | | | | | | | | | | | | | | | |
| SERIES 23 | LOUISVILLE | 8/29 - 9/3 | | | | | | | | | | | | | | | | | | | | | | | | |
| SERIES 24 | @ Iowa | 9/5 - 9/10 | | | | | | | | | | | | | | | | | | | | | | | | |
| SERIES 25 | INDIANAPOLIS | 9/12 - 9/17 | | | | | | | | | | | | | | | | | | | | | | | | |
| SERIES 26 | @ Columbus | 9/19 - 9/24 | | | | | | | | | | | | | | | | | | | | | | | | |

SERIES WINS: 6 (3 at Home, 3 on Road)

SERIES LOSSES: 9 (6 at Home, 3 on Road)

SERIES SPLITS: 2 (2 on Road)

STARTING PITCHERS

[illegible]

RELIEVERS

| SERIES | OPPONENT | DATES | W | L | ERA | G | HLD | SV | SVO | IP | H | R | ER | 2B | 3B | HR | TB | BB | IBB | SO | WHIP | AVG | HBP | WP | BK | GDP | K/BB | NP | NS | TBF | IR | IRS |
|-----------|----------------|-------------|---|---|------|---|-----|----|-----|------|----|----|----|----|----|----|----|----|-----|----|------|------|-----|----|----|-----|------|-----|-----|-----|----|-----|
| SERIES 1 | @ Indianapolis | 3/31 - 4/2 | 3 | 0 | 1.13 | 3 | 0 | 1 | 1 | 16.0 | 14 | 2 | 2 | 4 | 0 | 0 | 18 | 5 | 0 | 12 | 1.19 | .255 | 1 | 0 | 1 | 7 | 2.40 | 218 | 132 | 61 | 1 | 1 |
| SERIES 2 | TOLEDO | 4/4 - 4/9 | 1 | 1 | 8.16 | 6 | 0 | 0 | 1 | 28.2 | 38 | 28 | 26 | 9 | 1 | 7 | 70 | 18 | 0 | 34 | 1.95 | .314 | 4 | 1 | 1 | 3 | 1.89 | 579 | 345 | 143 | 7 | 5 |
| SERIES 3 | @ Iowa | 4/11 - 4/16 | 2 | 0 | 4.15 | 4 | 2 | 1 | 1 | 21.2 | 21 | 13 | 10 | 8 | 1 | 1 | 34 | 7 | 1 | 26 | 1.29 | .244 | 5 | 1 | 0 | 0 | 3.71 | 374 | 229 | 99 | 4 | 4 |
| SERIES 4 | GWINNETT | 4/18 - 4/23 | 0 | 3 | 6.00 | 6 | 3 | 1 | 1 | 21.0 | 26 | 17 | 14 | 5 | 0 | 3 | 40 | 10 | 0 | 18 | 1.71 | .299 | 2 | 7 | 1 | 1 | 1.80 | 379 | 235 | 102 | 5 | 4 |
| SERIES 5 | @ Nashville | 4/25 - 4/30 | 1 | 2 | 4.29 | 6 | 6 | 1 | 4 | 21.0 | 25 | 12 | 10 | 2 | 0 | 1 | 30 | 15 | 0 | 23 | 1.90 | .298 | 2 | 2 | 0 | 2 | 1.53 | 414 | 237 | 103 | 14 | 3 |
| SERIES 6 | LOUISVILLE | 5/2 - 5/7 | 1 | 1 | 5.47 | 6 | 3 | 2 | 3 | 26.1 | 27 | 19 | 16 | 4 | 0 | 4 | 43 | 17 | 0 | 32 | 1.67 | .267 | 1 | 4 | 1 | 1 | 1.88 | 489 | 293 | 121 | 9 | 5 |
| SERIES 7 | @ Scranton/WB | 5/9 - 5/14 | 2 | 2 | 5.28 | 6 | 7 | 2 | 5 | 29.0 | 25 | 18 | 17 | 2 | 0 | 5 | 42 | 21 | 2 | 34 | 1.59 | .248 | 3 | 3 | 0 | 7 | 1.62 | 538 | 318 | 126 | 12 | 3 |
| SERIES 8 | TOLEDO | 5/16 - 5/21 | 3 | 1 | 2.54 | 6 | 3 | 0 | 0 | 28.1 | 23 | 11 | 8 | 5 | 0 | 2 | 34 | 10 | 0 | 35 | 1.16 | .221 | 4 | 3 | 0 | 3 | 3.50 | 503 | 303 | 119 | 10 | 3 |
| SERIES 9 | @ St. Paul | 5/23 - 5/28 | 0 | 3 | 9.00 | 6 | 1 | 1 | 3 | 23.0 | 32 | 33 | 23 | 5 | 2 | 6 | 59 | 19 | 0 | 30 | 2.22 | .317 | 3 | 0 | 0 | 0 | 1.58 | 498 | 285 | 124 | 8 | 5 |
| SERIES 10 | MEMPHIS | 5/30 - 6/4 | 1 | 2 | 7.56 | 6 | 4 | 1 | 3 | 25.0 | 22 | 23 | 21 | 3 | 0 | 3 | 34 | 25 | 0 | 27 | 1.88 | .227 | 0 | 2 | 0 | 3 | 1.08 | 528 | 308 | 123 | 18 | 9 |
| SERIES 11 | @ Indianapolis | 6/6 - 6/11 | 2 | 0 | 3.86 | 5 | 2 | 2 | 2 | 21.0 | 20 | 9 | 9 | 3 | 0 | 0 | 23 | 16 | 0 | 28 | 1.71 | .250 | 0 | 1 | 0 | 2 | 1.75 | 388 | 237 | 98 | 14 | 2 |
| SERIES 12 | COLUMBUS | 6/13 - 6/18 | 2 | 0 | 3.47 | 6 | 6 | 3 | 4 | 23.1 | 18 | 9 | 9 | 4 | 1 | 0 | 24 | 12 | 0 | 31 | 1.29 | .207 | 1 | 3 | 0 | 0 | 2.58 | 385 | 252 | 101 | 9 | 3 |
| SERIES 13 | @ Rochester | 6/20 - 6/25 | 1 | 2 | 3.47 | 6 | 7 | 1 | 2 | 23.1 | 17 | 9 | 9 | 4 | 1 | 2 | 29 | 19 | 1 | 26 | 1.54 | .198 | 2 | 3 | 0 | 0 | 1.37 | 429 | 255 | 108 | 5 | 0 |
| SERIES 14 | IOWA | 6/28 - 7/3 | 2 | 2 | 5.63 | 6 | 1 | 0 | 1 | 24.0 | 17 | 16 | 15 | 2 | 0 | 4 | 31 | 19 | 0 | 30 | 1.50 | .198 | 0 | 1 | 0 | 2 | 1.58 | 434 | 247 | 107 | 12 | 2 |
| SERIES 15 | @ Gwinnett | 7/4 - 7/9 | 0 | 4 | 9.43 | 5 | 1 | 1 | 4 | 21.0 | 20 | 27 | 22 | 4 | 0 | 5 | 39 | 21 | 1 | 17 | 1.95 | .250 | 3 | 1 | 0 | 1 | 0.81 | 410 | 227 | 105 | 12 | 7 |
| SERIES 16 | INDIANAPOLIS | 7/14 - 7/16 | 1 | 1 | 8.24 | 3 | 0 | 0 | 0 | 19.2 | 25 | 18 | 18 | 6 | 0 | 5 | 46 | 15 | 1 | 26 | 2.03 | .316 | 0 | 2 | 0 | 1 | 1.73 | 388 | 235 | 96 | 4 | 1 |
| SERIES 17 | ST. PAUL | 7/18 - 7/23 | 4 | 1 | 4.39 | 6 | 0 | 1 | 1 | 26.2 | 15 | 13 | 13 | 2 | 0 | 4 | 29 | 15 | 0 | 23 | 1.13 | .169 | 6 | 3 | 1 | 1 | 1.53 | 433 | 256 | 112 | 15 | 7 |
| SERIES 18 | @ Columbus | 7/25 - 7/30 | | | | | | | | | | | | | | | | | | | | | | | | | | | | | | |
| SERIES 19 | @ Louisville | 8/1 - 8/6 | | | | | | | | | | | | | | | | | | | | | | | | | | | | | | |
| SERIES 20 | IOWA | 8/8 - 8/13 | | | | | | | | | | | | | | | | | | | | | | | | | | | | | | |
| SERIES 21 | @ Toledo | 8/15 - 8/20 | | | | | | | | | | | | | | | | | | | | | | | | | | | | | | |
| SERIES 22 | ST. PAUL | 8/22 - 8/27 | | | | | | | | | | | | | | | | | | | | | | | | | | | | | | |
| SERIES 23 | LOUISVILLE | 8/29 - 9/3 | | | | | | | | | | | | | | | | | | | | | | | | | | | | | | |
| SERIES 24 | @ Iowa | 9/5 - 9/10 | | | | | | | | | | | | | | | | | | | | | | | | | | | | | | |
| SERIES 25 | INDIANAPOLIS | 9/12 - 9/17 | | | | | | | | | | | | | | | | | | | | | | | | | | | | | | |
| SERIES 26 | @ Columbus | 9/19 - 9/24 | | | | | | | | | | | | | | | | | | | | | | | | | | | | | | |

2023 STORM CHASER QUALITY STARTS (14)

| STARTER (# IN 2023) | GAME | DEC | IP | H | R | ER | HR | HB | BB | IBB | SO | WP | BK | GIDP | TBF | % K/BF | NP-S | S% | FPS | FPS% | P/IP | CATCHER | |
|---------------------|-----------------------|--------------------|----|-----|---|----|----|----|----|-----|----|----|----|------|-----|--------|-------|--------|--------|------|--------|---------|---------|
| 1. | Jonathan Heasley (1) | 4/7 vs. Toledo | W | 6.0 | 6 | 2 | 2 | 1 | 0 | 2 | 0 | 5 | 0 | 0 | 0 | 26 | 19.2% | 92-61 | 66.30% | 19 | 73.08% | 15.33 | Fermin |
| 2. | Mike Mayers (1) | 4/18 vs. Gwinnett | — | 6.0 | 3 | 1 | 1 | 0 | 0 | 2 | 0 | 2 | 0 | 0 | 0 | 23 | 8.7% | 82-54 | 65.85% | 13 | 56.52% | 13.67 | Fermin |
| 3. | Jonathan Heasley (2) | 4/19 vs. Gwinnett | L | 7.0 | 7 | 3 | 3 | 1 | 0 | 0 | 0 | 7 | 0 | 0 | 1 | 26 | 26.9% | 95-60 | 63.16% | 15 | 57.69% | 13.57 | Porter |
| 4. | Austin Cox (1) | 4/27 @ Nashville | W | 6.0 | 4 | 0 | 0 | 0 | 0 | 3 | 0 | 5 | 0 | 0 | 1 | 22 | 22.7% | 101-62 | 61.39% | 12 | 54.55% | 16.83 | Reetz |
| 5. | Drew Parrish (1) | 4/28 @ Nashville | — | 6.0 | 1 | 0 | 0 | 0 | 0 | 2 | 0 | 5 | 0 | 0 | 1 | 20 | 25.0% | 90-56 | 62.22% | 6 | 30.00% | 15.00 | Porter |
| 6. | Mike Mayers (2) | 5/5 vs. Louisville | W | 6.0 | 4 | 1 | 1 | 1 | 0 | 1 | 0 | 5 | 0 | 0 | 0 | 22 | 22.7% | 79-55 | 69.62% | 14 | 63.64% | 13.17 | Reetz |
| 7. | Daniel Lynch (1) | 5/23 @ St. Paul | W | 6.0 | 3 | 0 | 0 | 0 | 0 | 0 | 0 | 5 | 0 | 0 | 0 | 21 | 23.8% | 61-47 | 77.05% | 14 | 66.67% | 10.17 | Porter |
| 8. | Max Castillo (1) | 5/28 @ St. Paul | — | 6.0 | 4 | 1 | 1 | 0 | 0 | 0 | 0 | 4 | 0 | 0 | 0 | 21 | 19.0% | 69-46 | 66.67% | 12 | 57.14% | 11.50 | Reetz |
| 9. | Max Castillo (2) | 6/9 @ Indianapolis | W | 6.0 | 4 | 1 | 1 | 1 | 0 | 1 | 0 | 8 | 0 | 0 | 0 | 25 | 32.0% | 89-61 | 68.54% | 16 | 64.00% | 14.83 | Reetz |
| 10. | Jonathan Heasley (3) | 6/13 vs. Columbus | — | 6.0 | 5 | 2 | 2 | 1 | 0 | 2 | 0 | 4 | 1 | 0 | 0 | 25 | 16.0% | 93-57 | 61.29% | 15 | 60.00% | 15.50 | Reetz |
| 11. | Max Castillo (3) | 6/15 vs. Columbus | W | 6.0 | 4 | 2 | 2 | 2 | 1 | 0 | 0 | 0 | 0 | 0 | 1 | 21 | 0.0% | 75-51 | 68.00% | 14 | 66.67% | 12.50 | Porter |
| 12. | Anthony Veneziano (1) | 6/16 vs. Columbus | W | 6.1 | 3 | 0 | 0 | 0 | 0 | 3 | 0 | 2 | 0 | 0 | 3 | 23 | 8.7% | 87-56 | 64.37% | 14 | 60.87% | 13.74 | Briceño |
| 13. | Max Castillo (4) | 6/30 vs. Iowa | — | 6.0 | 3 | 3 | 3 | 2 | 0 | 3 | 0 | 2 | 0 | 0 | 1 | 23 | 8.7% | 89-52 | 58.43% | 14 | 60.87% | 14.83 | Briceño |
| 14. | Ryan Yarbrough (1) | 7/4 @ Gwinnett | — | 6.0 | 3 | 0 | 0 | 0 | 0 | 1 | 0 | 6 | 0 | 0 | 1 | 21 | 28.6% | 81-50 | 61.73% | 14 | 66.67% | 13.50 | Briceño |
| 15. | Anthony Veneziano (2) | 7/23 vs. St. Paul | — | 6.0 | 4 | 1 | 1 | 0 | 1 | 0 | 0 | 5 | 0 | 0 | 0 | 23 | 28.6% | 81-56 | 69.14% | 15 | 65.22% | 13.50 | Porter |

2023 REHAB ASSIGNMENTS WITH OMAHA

HITTING

| PLAYER | DATES | AVG | G | AB | R | H | TB | 2B | 3B | HR | RBI | BB | IBB | SO | SB | CS | OBP | SLG | OPS | PA | SAC | SF | HBP | GIDP |
|----------------|-------------------|------|----|----|----|----|----|----|----|----|-----|----|-----|----|----|----|------|------|-------|----|-----|----|-----|------|
| Drew Waters | May 9 - 24 | .327 | 13 | 52 | 12 | 17 | 33 | 6 | 2 | 2 | 6 | 6 | 0 | 13 | 2 | 0 | .397 | .635 | 1.032 | 58 | 0 | 0 | 0 | 3 |
| Nicky Lopez | May 16 - 20 | .300 | 3 | 10 | 1 | 3 | 4 | 1 | 0 | 0 | 1 | 3 | 0 | 1 | 1 | 0 | .462 | .400 | .862 | 13 | 0 | 0 | 0 | 0 |
| Kyle Isbel | June 13 - 25 | .290 | 9 | 31 | 7 | 9 | 17 | 2 | 0 | 2 | 6 | 6 | 0 | 6 | 0 | 0 | .405 | .548 | .953 | 37 | 0 | 0 | 0 | 2 |
| Michael Massey | June 30 - July 3 | .182 | 3 | 11 | 2 | 2 | 3 | 1 | 0 | 0 | 0 | 1 | 0 | 3 | 0 | 0 | .250 | .273 | .523 | 12 | 0 | 0 | 0 | 0 |
| Matt Beaty | July 19 - July 22 | .000 | 3 | 8 | 0 | 0 | 0 | 0 | 0 | 0 | 0 | 1 | 0 | 0 | 0 | 0 | .200 | .000 | .200 | 10 | 0 | 0 | 1 | 0 |

PITCHING

| PLAYER | DATES | W | L | ERA | G | GS | CG | SHO | GF | HLD | SV | SVO | IP | H | R | ER | HR | HB | BB | IBB | SO | AVG | WP | BK | GIDP | TBF |
|----------------|-------------------|---|---|-------|---|----|----|-----|----|-----|----|-----|------|----|----|----|----|----|----|-----|----|------|----|----|------|-----|
| Daniel Lynch | May 7 - 23 | 2 | 0 | 3.50 | 4 | 4 | 0 | 0 | 0 | 0 | 0 | 0 | 18.0 | 19 | 7 | 7 | 3 | 0 | 3 | 0 | 18 | .264 | 1 | 0 | 0 | 75 |
| Amir Garrett | June 22 - 28 | 0 | 0 | 10.13 | 3 | 0 | 0 | 0 | 0 | 1 | 0 | 0 | 2.2 | 3 | 3 | 3 | 1 | 0 | 5 | 0 | 2 | .273 | 1 | 0 | 0 | 16 |
| Ryan Yarbrough | June 24 - July 4 | 0 | 0 | 1.23 | 3 | 3 | 0 | 0 | 0 | 0 | 0 | 0 | 14.2 | 9 | 2 | 2 | 1 | 0 | 2 | 0 | 18 | .176 | 0 | 0 | 1 | 53 |
| Brad Keller | June 28 - July 22 | 0 | 3 | 15.75 | 8 | 2 | 0 | 0 | 0 | 0 | 0 | 0 | 8.0 | 10 | 16 | 14 | 1 | 1 | 18 | 0 | 4 | .333 | 1 | 0 | 1 | 52 |
| Angel Zerpa | June 28 - July 13 | 0 | 1 | 3.95 | 3 | 3 | 0 | 0 | 0 | 0 | 0 | 0 | 13.2 | 14 | 6 | 6 | 2 | 0 | 6 | 0 | 15 | .264 | 0 | 0 | 0 | 59 |