

OMAHA
STORM CHASERS



MEDIA GUIDE

2024 SEASON



Proud Triple-A Affiliate Since 1969

2024 SCHEDULE

MARCH / APRIL

SUN	MON	TUE	WED	THU	FRI	SAT
					29 IOW 6:05	30 IOW 2:05
31 IOW 2:05	1	2 COL 5:15	3 COL 5:15	4 COL 5:15	5 COL 5:15	6 COL 3:05
7 COL 12:05	8	9 GWN 12:05	10 GWN 12:05	11 GWN 6:35	12 GWN 6:35	13 GWN 2:05
14 GWN 2:05	15	16 NAS 6:35	17 NAS 6:35	18 NAS 6:35	19 NAS 6:35	20 NAS 6:35
21 NAS 2:05	22	23 IND 6:05	24 IND 11:05	25 IND 6:35	26 IND 6:35	27 IND 6:05
28 IND 2:05	29	30 IOW 6:38				

MAY

SUN	MON	TUE	WED	THU	FRI	SAT
			1 IOW 12:08	2 IOW 12:08	3 IOW 7:08	4 IOW 3:08
5 IOW 1:08	6	7 JAX 6:35	8 JAX 12:05	9 JAX 6:35	10 JAX * 7:05	11 JAX 7:05
12 JAX 2:05	13	14 STP 11:07	15 STP 6:37	16 STP 6:37	17 STP 6:37	18 STP 2:07
19 STP 2:07	20	21 COL 6:35	22 COL 6:35	23 COL 6:35	24 COL 6:35	25 COL 6:05
26 COL 2:05	27 IND 5:15	28	29 IND 5:35	30 IND 5:35	31 IND 6:05	

JUNE

SUN	MON	TUE	WED	THU	FRI	SAT
						1 IND 5:35
2 IND 12:35	3	4 MEM 7:05	5 MEM 7:05	6 MEM 7:05	7 MEM * 7:05	8 MEM 6:05
9 MEM 5:05	10	11 TOL 6:05	12 TOL 6:05	13 TOL 6:05	14 TOL 6:05	15 TOL 6:05
16 TOL 1:05	17	18 LOU 12:05	19 LOU 7:05	20 LOU 7:05	21 LOU * 7:05	22 LOU 6:05
23 LOU 5:05	24	25 COL 6:05	26 COL 6:05	27 COL 11:05	28 COL 6:05	29 COL 6:05
30 COL 12:05						

JULY

SUN	MON	TUE	WED	THU	FRI	SAT
	1 IOW 7:05	2 IOW 7:05	3 IOW * 7:05	4 IOW 7:08	5 IOW 7:08	6 IOW 6:08
7	8	9 TOL 7:05	10 TOL 12:05	11 TOL 7:05	12 TOL * 7:05	13 TOL 6:05
14 TOL 5:05	15	16	17	18	19 IND * 7:05	20 IND 6:05
21 IND 5:05	22	23 STP 7:07	24 STP 1:07	25 STP 7:07	26 STP 7:07	27 STP 6:37
28 STP 2:07	29	30 ROC 5:45	31 ROC 12:05			

AUGUST

SUN	MON	TUE	WED	THU	FRI	SAT
				1 ROC 5:45	2 ROC 5:45	3 ROC 5:45
4 ROC 12:05	5	6 IOW 7:05	7 IOW 7:05	8 IOW 7:05	9 IOW * 7:05	10 IOW 6:05
11 IOW 5:05	12	13 LOU 6:35	14 LOU 6:35	15 LOU 6:35	16 LOU * 6:35	17 LOU 6:05
18 LOU 5:05	19	20 BUF 5:35	21 BUF 12:05	22 BUF 5:35	23 BUF 6:05	24 BUF 5:35
25 BUF 12:05	26	27 STP 6:35	28 STP 6:35	29 STP 6:35	30 STP * 6:35	31 STP 6:05

SEPTEMBER

SUN	MON	TUE	WED	THU	FRI	SAT
1 STP 2:05	2	3 MEM 6:45	4 MEM 6:45	5 MEM 6:45	6 MEM 7:05	7 MEM 6:05
8 MEM 1:05	9	10 TOL 12:05	11 TOL 6:35	12 TOL 6:35	13 TOL 6:35	14 TOL 6:05
15 TOL 2:05	16	17 LOU 5:35	18 LOU 11:05	19 LOU 5:35	20 LOU 6:15	21 LOU 6:15
22 LOU 12:05						

HOME
PREMIUM NIGHT
* FIREWORKS
AWAY
OFF



- BUF - Buffalo Bisons
- COL - Columbus Clippers
- GWN - Gwinnett Stripers
- IND - Indianapolis Indians
- IOW - Iowa Cubs
- LOU - Louisville Bats

- MEM - Memphis Redbirds
- NAS - Nashville Sounds
- ROC - Rochester Red Wings
- STP - St. Paul Saints
- JAX - Jacksonville Jumbo Shrimp
- TOL - Toledo Mud Hens

2024 OMAHA STORM CHASERS MEDIA & INFORMATION GUIDE



TABLE OF CONTENTS

STORM CHASERS ORGANIZATION 2-4		Yearly Omaha Pitching Leaders.....154-155	
Front Office.....2		On-Base and Hitting Streak Records.....156-159	
Ownership.....3-4		Last Time It Happened.....160-163	
2024 OMAHA STORM CHASERS 5-91		Opposing Player Records.....164-165	
Manager Mike Jirschele.....6-7		Rare Feats.....166-167	
Field Staff.....8-13		Significant Home Runs.....168-171	
Storm Chasers Players.....14-89		Storm Chasers Scorigami.....172	
Storm Chasers Travel.....90-91		Last Time The Score Was.....173	
2023 SEASON IN REVIEW 92-109		Postseason History.....174	
2023 Season Notes.....93		Postseason Records.....175	
2023 Storm Chasers Schedule/Results.....94-95		Postseason Results.....176-181	
2023 Storm Chasers Roster.....96-99		Omaha All-Stars.....182	
2023 Storm Chasers Statistics.....100-105		Omaha Awards and Recognitions.....183	
2023 International League Standings and Attendance 106-107		Storm Chasers Rehab Assignments.....184-185	
2023 International League Statistics.....108-109		Omaha Opening Day Lineups.....186-188	
PLAYER AND COACH DATABASE 110-128		Omaha All-Time Logos.....189	
Omaha All-Time Roster.....111-119		Storm Chasers Uniforms.....190-191	
All-Time Managers and Coaches.....120-121		LEAGUE INFORMATION 192-213	
Omaha MLB Alumni.....122-126		International League Information.....193	
Omaha MLB Alumni Stats.....127-128		International League Opponents.....194-212	
HISTORY AND RECORDS 129-191		International League Logos.....213	
Year-by-Year Records.....130		ROYALS ORGANIZATION 214-223	
All-Time Records vs. Opponents.....131		Royals Minor League Affiliates.....215-219	
Manager and Attendance Records.....132		2023 Royals Minor League Leaders.....220-221	
Year-by-Year Attendance.....133		All-Time Kansas City Royals Affiliates.....222	
Team Records.....134-137		2023 Royals Minor League Award Winners.....222	
Individual Records.....138-139		Storm Chasers Alumni to debut with Kansas City.....223	
Top 10 - Single Game Records.....140-143		Top Prospects and Draft Picks of the Decade.....223	
Top 10 - Single Season Records.....144-147		GENERAL INFORMATION 224-227	
Top 10 - Career Records.....148-151		Werner Park Information.....225	
Yearly Omaha Batting Leaders.....152-153		Broadcast Information.....226	
OTHER INFORMATION		Media Guidelines, Batting Practice Information.....227	
Franchise Ownership History.....4	Omaha Players to become Omaha Managers.....121		
All-Time Omaha Managers.....7	Franchise Relationship with Kansas City.....136		
Storm Chasers by College/University.....17	Franchise Single-Season Home Run Leaders.....137		
Storm Chasers Birthdays.....25	Franchise Retired Numbers.....155		
Storm Chasers by Birthplace.....27	Legends of Omaha Baseball.....161		
Werner Park Opposing Player Records.....57	No-Hitters Involving Omaha.....162		
1st Round Draft Picks to Play for the Chasers.....73	Werner Park Firsts.....174		
World Series Champions to Play for the Chasers.....77	History of Omaha Baseball Teams.....193		

The 2024 Omaha Storm Chasers Media and Information Guide is a production of the Omaha Storm Chasers Media Relations Department. All information is current as of March 15, 2024. This publication was researched, written, and edited by Nicholas Badders. Editorial assistance provided by Alex Seder, Katie Scott and Nina Sobotka. Layout and design by Nicholas Badders with artwork, including Front Cover, provided by Alex Seder. Previous contributions by Jake Eisenberg, Justin Rolfes, Tony Boone, Andrew Green, Scott Popp, and Mark Nasser. Printed by TurnKey Solutions Corp.

Photos used in this publication are credited to Minda Haas Kuhlmann, Brad Williams Photography, Omaha Storm Chasers, Kansas City Royals, and Minor League Baseball.

Statistical information provided in part by Major League Baseball Advanced Media (MLBAM), 75 North Avenue, 5th Floor, New York, NY 10011

Further information is available by contacting the Omaha Storm Chasers Media Relations Department by phone at (402) 738-5100 or via e-mail at pr@omahastormchasers.com.

© 2024 Omaha Storm Chasers

FRONT OFFICE

WERNER PARK

12356 Ballpark Way, Papillion, Nebraska, 68046

Phone: (402) 738-5100

www.omahastormchasers.com

pr@omahastormchasers.com

facebook.com/OmahaStormChasers

Twitter: @OMASStormChasers | Instagram: @omahastormchasers



OWNERSHIP

Chief Executive Officer, Managing Owner.....	Gary Green
Managing Partner	Larry Botel
General Partner.....	Eric Foss
General Partner.....	Brian Callaghan
General Partner.....	Peter Huff
General Partner.....	Evan Friend
General Partner.....	Stephen Alepa

LEADERSHIP

President.....	Martie Cordaro
Vice President & CFO.....	Laurie Schlander
Vice President, Sales & Service.....	Marcus Sabata
Vice President, Baseball & Facility Operations	Zach Ziler

ADMINISTRATIVE

Employee & Community Relations Seasonal Associate	Joseph Huenke
Front Office Assistant.....	Sarah Marlowe
Bookkeeper	Pennie Martindale
Employee & Community Relations Manager	Aniya Tate
Front Office Assistant.....	Michelle VanBemmelen

RETAIL

Retail Operations Manager.....	Mitch Cunningham
--------------------------------	------------------

PARTNERSHIPS

Manager of Client Activations.....	Skyler Clough
Director of Corporate Partnerships.....	Blake Paris
Sr. Corporate Sales Executive.....	Jody Sellers
Sr. Client Activations Coordinator	Jordan Yerem
Corporate Sales Executive.....	Harry Zornes

GROUP SALES & HOSPITALITY

Client Services Coordinator.....	Autumn Brosius
Groups & Hospitality Executive.....	Landon Caldwell
Groups & Hospitality Executive.....	Jacob Garnas
Groups & Hospitality Executive.....	Josh Kalin
Director of Group Sales	Dru Sauer
Groups & Hospitality Executive.....	Ethan Tarantino

TICKET OPERATIONS

Ticket Operations & Retail Assistant.....	Stevie Buck
Ticket Operations Manager	Reilly Raube
Ticket Sales Manager	Josh Sindelar

MARKETING & PROMOTIONS

Broadcast & Media Relations Manager.....	Nick Badders
Director of Promotions & Game Day Operations.....	Houston Korenoski
Mascot Coordinator.....	Jack Livers
Game Operations Coordinator.....	Katie Scott
Creative Content Manager.....	Alex Seder
Social Media Manager.....	Nina Sobotka
Video & Multimedia Coordinator.....	Clayton Van Horn

BALLPARK OPERATIONS

Sr. Operations & Special Events Facilitator	Kari Collins
Manager of Special Events.....	Anthony Goetz
Ballpark Operations Assistant.....	AJ Hope
Grounds Assistant.....	Logan Knaus
Head Groundskeeper.....	Kyle Lengfelder
Ballpark Operations Manager.....	Tyler Shaw
Director of Operations.....	Matt Sutter
Grounds Manager	Casey Werkheiser

GARY GREEN ♂ CEO, MANAGING OWNER



Gary Green is CEO and managing owner of the Omaha Storm Chasers in addition to being the CEO of Alliance Baseball LLC. Alliance Baseball LLC purchased the Storm Chasers in 2012, its second Minor League franchise (Richmond). The Storm Chasers claimed Triple-A National Championships in 2013 and 2014, Green's first two full seasons as CEO and managing owner.

In 2009, Green entered the sports industry as Alliance Building Services and created and executed the maintenance manifest for the inaugural seasons at Yankee Stadium (New York Yankees) and Citi Field (New York Mets). Later that year, Green pursued his lifelong dream of owning a baseball team by joining forces with Larry Botel to form Alliance Baseball LLC.

After the creation of the ownership group, Alliance Baseball LLC negotiated to buy a large stake in the Double-A affiliate of the San Francisco Giants, the Connecticut Defenders. Green and Botel purchased their stake with the full intent of moving the team to Richmond, Va., and helped rename and restructure the team into the Richmond Flying Squirrels. In 2017, Alliance Baseball purchased the baseball publication *Baseball America* as well as the Montgomery Biscuits, the Double-A affiliate of the Tampa Bay Rays. In 2019, Green and Botel teamed up and negotiated to purchase a United Soccer League expansion franchise to bring professional soccer to the Omaha metro. Union Omaha, which plays home matches at Werner Park, began play in USL League One in 2020 and won the USL League One Championship in 2021.

Green is the CEO of Alliance Building Services, a company he founded in 1992 at the age of 26. Through Green's leadership, Alliance has grown into one of the largest privately-held building service companies in North America. Green received his B.A. in Political Science from the University of Vermont in 1988 and his M.B.A. with a concentration in Finance from New York University's Leonard N. Stern School of Business in 1991.

LARRY BOTEL ♂ MANAGING PARTNER

Larry Botel is the co-founding partner and President of Alliance Baseball LLC. Through Alliance Baseball LLC, Botel is a Managing Partner of the Omaha Storm Chasers and a General Partner of the Richmond Flying Squirrels. He was also part of the group along with Gary Green which purchased *Baseball America* and the Montgomery Biscuits in 2017. He joined Green in bringing professional soccer to the Omaha metro in 2019 with the purchase of a United Soccer League expansion franchise, Union Omaha, which began play in USL League One in 2020 and won the USL League One Championship in 2021.

Botel is the founding partner of JOSS Realty Partners, a New York City-based Real Estate Investment Management firm. JOSS Realty Partners has acquired 17 office buildings totaling over three million square feet with a value of more than \$700 million. His experience in financing and structuring complex deals has enabled him to approach partnering with Green in Alliance Baseball with a level of expertise and experience not often found in the baseball business. Larry received his M.B.A. from the University of Chicago's Booth School of Business in 1993 after earning his B.S.B.A. from Georgetown University in 1988.

OWNERSHIP GROUP

BRIAN CALLAGHAN ♂ GENERAL PARTNER

Brian Callaghan is an investor and entrepreneur from Richmond, Va. He is co-founder of Apex Systems, the second-largest IT staffing firm in the United States, and sits on the board of On Assignment (NYSE: ASGN), one of the world's largest professional staffing companies. In addition to the Storm Chasers, Callaghan is also an owner of the Richmond Flying Squirrels (Double-A, San Francisco). Raised in New Jersey and Virginia, he is a 1993 graduate of Virginia Tech. He resides in Richmond with his wife and four children.

ERIC FOSS ♂ GENERAL PARTNER

Eric Foss is Chairman, President, and CEO of Aramark (NYSE: ARMK), a \$15-billion global provider of food, facilities and uniform services with 270,000 employees in 22 countries. He joined Aramark in 2012 and led the company's successful return to the New York Stock Exchange in December 2013. Before Aramark, Foss enjoyed a 30-year career with Pepsi, where he served as Chairman and CEO of Pepsi Bottling Group and CEO of PepsiCo's Pepsi Beverages Company.

Foss visited Werner Park in 2011 due to Pepsi's role as a premier partner. He was so impressed by the park, the team, and the management staff that when the opportunity of investing in the team was presented to him, he became part of the ownership group.

STEPHEN ALEPA ♂ GENERAL PARTNER

Stephen Alepa began his baseball career in 1972 as a six-year-old first baseman with Ideal Petroleum. Inspired by Cookie Rojas to become a top-flight bespectacled middle infielder, he kicked around the little leagues for a number of years until latching on with the Park Ridge High School Fighting Owls as a rag-armed, slap-hitting shortstop. He batted .531 and, by far, led the team in errors his senior year. While Alepa still plays baseball, he realized he could pursue his love of the game in other ways. As a manager, he went along for the ride with his son's 2013 and 2014 Little League Championships. At the same time, Alepa joined the Storm Chasers as a general partner just before organization's back-to-back Triple-A Championships in 2013 and 2014.

In his spare time, Alepa currently is CEO of a boutique financial markets consultancy and has been a Partner at Arthur Andersen, a software executive, and a Wall Street trading executive. He is married with three children and is a graduate of Georgetown University. He was also part of the group along with Gary Green who purchased *Baseball America* and the Montgomery Biscuits in 2017.

PETER HUFF ♂ GENERAL PARTNER

Peter Huff has over 20 years of experience in the private equity industry and has been a partner in several private equity funds raised by Blue Sage Capital, Austin Ventures, and J. H. Whitney. Prior to co-founding Blue Sage in 2002, Huff was a partner at Austin Ventures, a large private equity firm based in Austin, Texas. Before Austin Ventures, he was a managing member at J. H. Whitney, a private equity firm that grew to over \$5-billion of assets under management while Huff was with the firm.

Huff received his undergraduate degree from Southern Methodist University in Dallas, where he graduated first in his class, was President of the Student Center Governing Board, and earned First-Team Academic All-American honors in track and field. Huff has won four medals—including one gold medal at the USA Track and Field Masters Outdoor National Championships, and carried the torch for the 2002 Olympic Games. He earned his MBA from the Stanford Graduate School of Business.

Huff is a member of Young Presidents' Organization and a Founding Board Member of ACG Central Texas and currently chairs the Board for Parker School Uniforms and Primus Sterilizer. He was also part of the group with Gary Green which purchased *Baseball America* and the Montgomery Biscuits in 2017.

EVAN FRIEND ♂ GENERAL PARTNER

Evan Friend is a retired physician, epidemiologist, and baseball fan from southern California where he currently resides with his wife and two sons. Originally from New Jersey, he attended Rutgers University's Robert Wood Johnson Medical School and did undergraduate and graduate work at both Johns Hopkins University and the University of North Carolina. Friend joined the ownership group in March of 2014.

FRANCHISE OWNERSHIP HISTORY

1969: Kansas City Royals place team-owned club in Omaha.

1986: Gus Cherry purchases the Omaha Royals from the Kansas City Royals.

1991: Union Pacific Railroad, Warren Buffett, and Walter Scott purchase the Omaha Royals from Gus Cherry on October 1.

2001: Matt Minker purchases the majority share of the Omaha Royals from Union Pacific, with Warren Buffett and Walter Scott keeping their shares.

2006: Bill Shea purchases the majority share of the Omaha Royals from Matt Minker on March 8, 2006, with Warren Buffett and Walter Scott keeping their shares.

2012: Alliance Baseball Omaha, led by Gary Green, purchases the Omaha Storm Chasers on June 20, 2012, as Warren Buffett and Walter Scott both exit ownership of the franchise.



STORM CHASERS

2024 TEAM

2024 MEDIA GUIDE



MIKE JIRSCHLE

jursh-LEE



MANAGER

OPENING DAY AGE 65

BORN March 3, 1959 in Clintonville, Wisconsin

RESIDES Clintonville, Wisconsin

HIGH SCHOOL Clintonville High School (Clintonville, Wisconsin)

DRAFTED Selected by Texas in the 5th round of the 1977 MLB Draft (113th overall)

PLAYING EXPERIENCE 13 seasons (All in Minor League Baseball)

COACHING EXPERIENCE 33 seasons (6 as a Major League Coach, 18 as a Minor League manager, 4 as a Minor League coach, 5 as a roving instructor)

MANAGERIAL AND COACHING CAREER

- **Michael John (Mike) Jirschele** returns for his 16th season as Omaha's manager, his 19th season managing in Minor League Baseball and 35th season overall with the Kansas City Royals organization. He was named to the position of Storm Chasers manager on January 13, 2023.
- This season, Jirschele continues his third stint managing in Omaha, previously serving as the team's skipper from 1995 to 1997 and again from 2003 through the 2013 season, culminating in a Triple-A championship. Over a franchise record 2,158 games managing Omaha, "Jirsch" holds an all-time franchise managerial record of 1,063-1,095, also making him Omaha's all-time winningest manager.
- On April 8, 2023, Jirsch won his 1,000th game managing the Triple-A Omaha franchise, as the Storm Chasers beat the Toledo Mud Hens 13-8 in the team's 8th game of the season, after entering the season with 995 victories leading the club.
- In his second stint as Omaha's manager (2003-2013), Jirschele led the team to four division titles, three consecutive trips to the Pacific Coast League Championship Series (2011-2013), two PCL titles (2011, 2013) and the team's first of two Triple-A National Championships (2013).
- Jirschele served as the bench coach under manager **Chris Widger** during the 2022 season with the Northwest Arkansas Naturals (Royals High-A Affiliate). He spent the 2021 season as Widger's bench coach for the High-A Central champion Quad Cities River Bandits (Royals High-A Affiliate) and as special assistant to the General Manager in 2020.
- Jirschele joined the Royals' Major League coaching staff on October 25, 2013 and was named Kansas City's third base coach on May 29, 2014 ... spent six seasons in that position through the 2019 season, and won the World Series in 2015.
- Throughout his tenure on Kansas City's Major League staff, Jirschele worked with Royals infielders, helping shortstop **Alcides Escobar** (2015) and first baseman **Eric Hosmer** (2014-2015, 2017) win *Rawlings* Gold Glove Awards. Continuing to work with infielders for the Quad Cities River Bandits in 2021, Jirschele helped second baseman **Michael Massey** win a Minor League Gold Glove, selected as the top defensive second baseman among players in the 11 full-season Minor Leagues.
- Began his coaching career with Kansas City as a coach for the Appleton Foxes from 1990 to 1991 under manager **Joe Breedren**. Jirschele began his managerial career in 1992 as the manager of the Gulf Coast League Royals (Royals Rookie Affiliate) and was named GCL Manager of the Year, as he led the team to a 41-18 record and league title.
- After managing the Midwest League's Rockford Royals (Royals Class-A affiliate) to a playoff appearance in 1993, Jirschele led the Carolina League's Wilmington Blue Rocks (Royals Advanced-A affiliate) to a 94-44 record and Mills Cup Championship in 1994, named Minor League Manager of the Year by *The Sporting News*.
- After three seasons managing Triple-A Omaha (1995-1997) served five years as Kansas City's roving Minor League infield instructor from 1998 to 2002 before rejoining Omaha for the 2003 season.
- On May 23, 2011, Jirschele won his 1,000th game as a Minor League manager and earned the 2011 Mike Coolbaugh Award for outstanding baseball work ethic, knowledge of the game and skill in mentoring young players on the field.
- A four-time recipient of the Dick Howser Award (1992, 1994, 2005, 2011), which recognizes outstanding work in player development within the Royals organization.

MANAGERIAL RECORD

YEAR	TEAM MANAGED	AFFILIATE	G	RECORD	W-L%	FINISH	PLAYOFFS
1992	GCL Royals (RK, Gulf Coast League)	KCR	59	41-18	.695	1st	LEAGUE CHAMPS
1993	Rockford Royals (A, Midwest League)	KCR	132	78-54	.591	2nd	LOST IN 1ST ROUND
1994	Wilmington Blue Rocks (A+, Carolina League)	KCR	138	94-44	.681	1st	LEAGUE CHAMPS
1995	Omaha Royals (AAA, American Association)	KCR	144	76-68	.528	3rd	LOST IN 1ST ROUND
1996	Omaha Royals (AAA, American Association)	KCR	144	79-65	.549	2nd	LOST IN 1ST ROUND
1997	Omaha Royals (AAA, American Association)	KCR	144	61-83	.424	7th	
2003	Omaha Royals (AAA, Pacific Coast League)	KCR	143	70-73	.490	11th	
2004	Omaha Royals (AAA, Pacific Coast League)	KCR	144	71-73	.493	9th	
2005	Omaha Royals (AAA, Pacific Coast League)	KCR	144	72-72	.500	8th	
2006	Omaha Royals (AAA, Pacific Coast League)	KCR	144	53-91	.368	16th	
2007	Omaha Royals (AAA, Pacific Coast League)	KCR	144	73-71	.507	8th	
2008	Omaha Royals (AAA, Pacific Coast League)	KCR	144	63-81	.438	14th	
2009	Omaha Royals (AAA, Pacific Coast League)	KCR	144	64-80	.444	13th	
2010	Omaha Royals (AAA, Pacific Coast League)	KCR	144	81-63	.563	3rd	
2011	Omaha Storm Chasers (AAA, Pacific Coast League)	KCR	142	79-63	.556	3rd	LEAGUE CHAMPS
2012	Omaha Storm Chasers (AAA, Pacific Coast League)	KCR	144	83-61	.576	2nd	LOST PCL FINALS
2013	Omaha Storm Chasers (AAA, Pacific Coast League)	KCR	144	70-74	.486	10th	NATIONAL CHAMPS
2023	Omaha Storm Chasers (AAA, International League)	KCR	145	68-77	.469	18th	

TOTALS (18 MINOR LEAGUE SEASONS, 2,487 GAMES) 1,276 - 1,211 (.513 Winning Percentage)

OMAHA TOTALS (15 SEASONS, 2,158 GAMES) 1,063 - 1,095 (.493 Winning Percentage)

PERSONAL

- He and his wife, Sheri, have three children (Jeremy, Jennifer and Justin) and 10 grandchildren (Keagen, Taelyn, Paetyrn, Taetyrn, Rielyn, Parker, Paxton, Pierce, Blake and Mac).
- His son Justin is currently the manager of Charlotte Knights, Triple-A affiliate of the Chicago White Sox ... 2024 marks Justin's 7th season (8th year) managing in the White Sox system, after playing four seasons in the Minors with the club ... he has stops managing Single-A Kannapolis (2017-18), High-A Winston-Salem (2019) and Double-A Birmingham (2021-2022), before reaching the Triple-A level in 2023.

PLAYING CAREER SUMMARY

- Played in the Minor Leagues for 13 years, between 1977 and 1990 and appeared in 999 games ... reached Triple-A and played 296 games at the level, including a handful (22 games) with the Omaha Royals ... an infielder, played 340 games at third base, 327 at shortstop and 314 at second base, in addition to nine at first base.
- Is the all-time games played leader for the Double-A Tulsa Drillers, appearing in 406 games for the franchise over five seasons, from 1980 to 1982 and again in 1985 and 1987 ... one of the only people in the city's history to appear in uniform for games played in Tulsa's three professional ballparks, Driller Park (1934-80), Drillers Stadium (1981-2009) and ONEOK Field (since 2010).
- Having played for the Omaha Royals in 1988 and 1989, became the third former Omaha player (of now six) to go on to manage the club when he was named the Triple-A Royals skipper in 1995.

PLAYING CAREER HIGHLIGHTS

- 1988-1990:** Played three seasons in the Kansas City Royals organization, including 23 games in Triple-A with the Omaha Royals ... made his only two career appearances on the mound while in the Royals organization, pitching 1.1 innings in one game for Omaha in 1988, then two games for the Appleton Foxes in 1990, allowing one earned run in 4.0 innings (2.25 ERA) with three strikeouts as well.
- 1983-1987:** Bounced between Double-A and Triple-A in the Texas Rangers organization, appearing in games for the Tulsa Drillers (AA), and Oklahoma City 89ers (AAA).
- Spent the entirety of the 1983 and 1984 seasons with Oklahoma City, with the majority of his playing time at second and third base, before splitting 1985 between Double-A and Triple-A ... missed all of 1986 and returned to Tulsa for the 1987 season, his last in the Rangers organization.
- 1980-1982:** Across a span of three seasons, jumped from Class-A to Triple-A within the Texas Rangers organization, beginning with the Asheville Tourists (A) in the South Atlantic League before establishing himself as an everyday player with the Texas League's Tulsa Drillers (AA) and getting a taste of Triple-A with the Denver Bears (AAA).
- After spending all of 1981 with the Drillers with a career-best .251 (95-for-419) batting average, was a key member of the Drillers' Texas League Champion team in 1982 with a career-high .351 slugging percentage (29 XBH in 444 PA) but earned his first promotion to Triple-A and joined Denver late in the season, therefore not a part of the team's playoff run.
- Split the 1980 season between the Asheville Tourists (A) and Tulsa Drillers (AA), earning his first promotion to Double-A in his fourth pro season and went on to make at least eight starts at each of the four infield positions for Tulsa, with most of his playing time coming between second base and third base.
- 1977-1979:** Began his professional career with the Texas Rangers organization in the Rookie-level Gulf Coast League, spending parts of two seasons with the GCL Rangers, before moving up to full-season baseball in Class-A with the Asheville Tourists and Wausau Timbers.
- Spent the entirety of 1979 with Wausau (A) in the Midwest League, a co-op team made up of players from the Cleveland, Texas and Seattle organizations ... produced a career-high .723 OPS, as he slashed .241/.374/.349 (98-for-407), also setting career-highs in hits (98), runs scored (64), home runs (7), runs batted in (54), walks (77) and on-base percentage (.374).
- Split the 1978 season between the league-champion GCL Rangers (R) and Asheville (A), combining to play in 99 games between the two levels, slashing .182/.355/.268 (51-for-280) with 15 extra-base hits (three home runs) and 26 runs batted in, while also drawing 68 walks.
- After being drafted by the Rangers in 1977, began his pro career playing 13 games with the GCL Rangers and split time between third base (eight games) and shortstop (five games).

CAREER BATTING

LEAGUE CHAMPIONS

YEAR	CLUB	AVG	G	AB	R	H	TB	2B	3B	HR	RBI	BB	IBB	SO	SB	CS	OBP	SLG	OPS
1977	GCL Rangers (RK - TEX)	.220	13	50	3	11	13	2	0	0	3	4	-	13	0	0	.273	.260	.533
1978	GCL Rangers (RK - TEX)	.156	27	77	17	12	17	2	0	1	5	18	-	13	4	1	.320	.221	.540
	Asheville (A - TEX)	.192	72	203	43	39	58	7	3	2	21	50	-	70	13	3	.368	.286	.654
1979	Wausau (A - TEX)	.241	127	407	64	98	142	15	4	7	54	77	-	78	7	3	.374	.349	.723
1980	Asheville (A - TEX)	.171	12	41	6	7	9	2	0	0	6	6	-	7	4	0	.320	.220	.540
	Tulsa (AA - TEX)	.209	91	235	36	49	58	3	3	0	27	36	-	46	6	1	.319	.247	.566
1981	Tulsa (AA - TEX)	.251	121	379	53	95	129	10	6	4	43	25	0	67	19	2	.303	.340	.644
1982	Tulsa (AA - TEX)	.227	95	340	52	77	112	15	4	4	23	42	0	66	9	1	.323	.329	.653
	Denver (AAA - TEX)	.311	14	45	6	14	23	3	3	0	5	2	0	8	0	0	.340	.511	.852
1983	Oklahoma City (AAA - TEX)	.242	115	347	37	84	115	12	2	5	38	29	0	64	7	4	.314	.331	.646
1984	Oklahoma City (AAA - TEX)	.227	92	299	28	68	92	11	2	3	18	30	0	68	8	4	.299	.308	.607
1985	Tulsa (AA - TEX)	.261	23	88	15	23	32	4	1	1	6	12	1	15	4	1	.381	.364	.745
	Oklahoma City (AAA - TEX)	.217	52	143	20	31	44	4	3	1	18	19	0	36	5	2	.309	.308	.617
1987	Tulsa (AA - TEX)	.226	76	265	31	60	85	7	0	6	21	39	2	65	2	4	.333	.321	.654
1988	Omaha (AAA - KC)	.167	7	18	2	3	3	0	0	0	0	3	0	3	0	0	.286	.167	.452
	Memphis (AA - KC)	.190	44	142	11	27	34	4	0	1	19	27	0	39	2	4	.324	.239	.563
1989	Omaha (AAA - KC)	.091	16	44	1	4	5	1	0	0	0	1	0	20	0	0	.111	.114	.225
1990	Appleton (A - KC)	---	2	0	0	0	0	0	0	0	0	0	0	0	0	0	---	---	---
MINOR LEAGUE TOTALS (13 SEASONS)		.225	999	3123	425	702	971	102	31	35	307	420	3	678	90	30	.326	.311	.637

ALL-TIME OMAHA MANAGERS

NAME	YEAR(S) WITH OMAHA	# OF SEASONS	# OF GAMES MANAGED	RECORD	WINNING %
Jack McKeon	1969-1972	4	557	29-259	.535
Harry Malmberg	1973-1974	2	271	116-155	.428
Billy Gardner	1975-1976	2	272	145-127	.533
John Sullivan	1977-1978	2	270	142-128	.526
Gordon MacKenzie	1979	1	136	65-71	.478
Joe Sparks	1980-1983	4	563	280-283	.497
Gene Lamont	1984-1985	2	296	141-155	.476
John Boles	1986	1	76	40-36	.526
Frank Funk	1986-1987	2	75	34-41	.453
John Wathan	1987	1	131	62-69	.473
Glenn Ezell	1988	1	142	81-61	.570
Sal Rende	1989-1991	3	463	233-230	.503
Jeff Cox	1992-1994	3	432	205-227	.475
Mike Jirschle	1995-1997, 2003-2013, 2023-Pres.	15	2,158	1,063-1,095	.493
Ron Johnson	1998-1999	2	284	160-124	.563
John Mizereck	2000-2001	2	287	134-153	.467
Bucky Dent	2002	1	144	76-68	.528
Brian Poitberg	2014-2021	7	976	481-495	.493
Scott Thorman	2022	1	149	71-78	.477



DANE JOHNSON



PITCHING COACH

OPENING DAY AGE 61
BORN February 10, 1963 in Coral Gables, Florida
RESIDES Palm Harbor, Florida

HIGH SCHOOL Southwest Miami High school (Miami, Florida)
COLLEGE Biscayne College (Miami Gardens, Florida)
DRAFTED Selected by Toronto in the 2nd round of the 1984 MLB Draft (48th overall)
PLAYING EXPERIENCE 15 seasons (3 in Major League Baseball, 12 in Minor League Baseball, 2 in foreign leagues)
COACHING EXPERIENCE 24 seasons (4 as a Major League coach, 8 as a Minor League coach, 11 as a coordinator, 1 as a consultant)

CAREER SUMMARY

- Entering his fifth year in the Royals organization as the pitching coach in Omaha, his 25th season coaching overall.
- He previously spent one season in the Miami Marlins organization (2019) and 19 with the Toronto Blue Jays in the Major and Minor Leagues.
- Prior to entering coaching, he spent 15 years as a player, including over 280 games in the Minor Leagues and parts of three seasons in the Major with the Chicago White Sox (1994), Blue Jays (1996) and Oakland Athletics (1997), also playing two seasons (1990-1991) in the Chinese Professional Baseball League.

COACHING CAREER

- 2024 marks Johnson's fifth year as the Storm Chasers pitching coach, after joining the organization ahead of the 2020 season.
- In his first three seasons with Omaha, Johnson has seen 11 of his pitchers go on to make their Major League debuts: **Jackson Kowar**, **Dylan Coleman**, **Angel Zerpa**, **Collin Snider**, **Jose Cuas**, **Austin Cox**, **James McArthur**, **Alec Marsh**, **Steven Cruz**, **Anthony Veneziano** and **Jonathan Bowlan**.
- Began his professional coaching career with four years as a Minor League pitching coach in the Blue Jays organization, beginning in the Rookie-level Pioneer League, followed by two years in the New York-Penn League and one in the Double-A Eastern League.
- Appointed to serve as a roving pitching instructor in the Blue Jays Minor League system in 2004 and spent 11 seasons as the Blue Jays' Minor League Pitching Coordinator from 2004-14.
- Spent four seasons (2015-2018) in the Major League as the Bullpen Coach for the Toronto Blue Jays, appointed on January 2, 2015.
- Served as a Pitching Consultant for the Miami Marlins in 2019.

COACHING CAREER TIMELINE:

- 1992: Lamar University (Sun Belt Conference)
- 2000: Medicine Hat Blue Jays (Pioneer League, TOR, R)
- 2001-02: Auburn Doubledays (New York-Penn League, TOR, A-)
- 2003: New Haven Ravens (Eastern League, TOR, AA)
- 2004-14: Toronto Blue Jays Minor League Pitching Coordinator
- 2015-18: Toronto Blue Jays Bullpen Coach
- 2019: Miami Marlins Pitching Consultant
- 2020-24: Omaha Storm Chasers

(Pitching coach role, unless otherwise noted in underline)

PLAYING CAREER

- Spent parts of three season in the Majors, compiling a 6-2 record with a 4.70 ERA in 63 relief appearances for the White Sox, Blue Jays and Athletics ... made his MLB debut with the White Sox on May 30, 1994 @ New York and earned his first Major-League victory on June 8 vs. Toronto.
- Pitched 13 seasons in the Minor Leagues overall, including six at the AAA level ... 24 saves with the Triple-A Nashville Sounds (CWS) in 1994 ranked 2nd in the American Association, also recorded 22 saves in 1996 for the Triple-A Syracuse SkyChiefs (TOR).
- Played two years in the Chinese Professional Baseball League (1990-91) and spent two seasons in Taipei, Taiwan, pitching as a starter for Brother Elephants and Mercuries Tigers, totaling 123.1 innings with 77 strikeouts in Taiwan's top-tier professional baseball league.

MISCELLANEOUS

- Graduated from Southwest Miami High School in 1981 where he played baseball, basketball and ran track and cross-country ... was 6th in the National Junior Olympic Decathlon.
- Attended Biscayne College in Miami (now St. Thomas University) and played baseball and basketball, an All-Conference selection in basketball.
- His son, **Cobi Johnson**, pitched at Florida State University and has been drafted three times, most recently by the Toronto Blue Jays in the 30th round of the 2018 MLB Draft ... he pitched parts of four seasons in the Minors with the Blue Jays, reaching High-A in 2021, before retiring in 2023.

CAREER PITCHING

YEAR	CLUB	W	L	ERA	G	GS	CG	SHO	SV	IP	H	R	ER	HR	HB	BB	SO	WHIP
1984	Medicine Hat (R – TOR)	1	5	8.42	10	10	0	0	0	41.2	43	48	39	2	1	59	15	2.45
1985	Florence (A – TOR)	0	4	6.29	10	7	0	0	1	34.1	27	31	24	1	3	37	25	1.86
1986	Florence (A – TOR)	8	12	6.99	31	24	0	0	0	123.2	136	116	96	9	11	114	68	2.02
1987	Dunedin (A – TOR)	2	5	5.80	18	13	0	0	0	59.0	68	44	38	1	3	49	25	1.98
1988	Dunedin (A – TOR)	11	6	4.73	32	19	0	0	0	104.2	91	73	55	2	6	89	73	1.72
1989	Myrtle Beach (A – TOR)	0	0	1.59	4	0	0	0	0	5.2	5	1	1	0	0	4	5	1.59
1990	Brother Elephants (CPBL)	3	8	4.19	23	19	1	0	0	81.2	90	48	38	4	6	39	48	1.58
1991	Brother Elephants (CPBL)	2	6	8.16	7	6	0	0	1	14.1	20	18	13	3	4	13	11	2.30
	Mercuries Tigers (CPBL)	2	6	3.62	10	6	0	0	1	27.1	29	15	11	2	1	16	18	1.65
1992																		
1993	El Paso (AA – MIL)	2	2	3.91	15	1	0	0	1	25.1	23	12	11	2	0	10	26	1.30
	New Orleans (AAA – MIL)	0	0	2.40	13	0	0	0	6	15.0	11	4	4	2	0	4	10	1.00
1994	Nashville (AAA – CWS)	1	5	2.25	39	0	0	0	24	44.0	40	13	11	2	0	18	40	1.32
	CHICAGO (AL)	2	1	6.57	15	0	0	0	0	12.1	16	9	9	2	0	11	7	2.19
1995	Nashville (AAA – CWS)	4	4	2.41	46	0	0	0	15	56.0	48	24	15	2	1	28	51	1.36
1996	Syracuse (AAA – TOR)	3	2	2.45	43	0	0	0	22	51.1	37	14	14	4	2	17	51	1.05
	TORONTO	0	0	3.00	10	0	0	0	0	9.0	5	3	3	0	0	5	7	1.11
1997	Edmonton (AAA – OAK)	1	1	5.63	14	0	0	0	6	16.0	17	11	10	1	0	8	13	1.56
	OAKLAND	4	1	4.53	38	0	0	0	2	45.2	49	28	23	4	2	31	43	1.75
1998	Syracuse (AAA – TOR)	1	0	3.18	7	0	0	0	3	5.2	5	2	2	0	0	5	4	1.77
	Charlotte (AAA – FLA)	1	0	3.38	2	0	0	0	0	2.2	3	1	1	1	0	1	0	1.50
1999	Albany-Colonie (IND – NEAS)	0	0	2.38	9	0	0	0	3	11.1	8	3	3	1	1	4	12	1.06
	MAJOR LEAGUE TOTALS (3 SEASONS)	6	2	4.70	63	0	0	0	2	67.0	70	40	35	6	2	47	57	1.75
	MINOR LEAGUE TOTALS (12 SEASONS)	35	46	4.94	284	74	0	0	78	585.0	554	394	321	29	27	443	406	1.70
	FOREIGN LEAGUE TOTALS (2 SEASONS)	7	20	4.52	40	31	1	0	2	123.1	139	81	62	9	11	68	77	1.68



BIJAN RADEMACHER

bi-ZHON RAH-de-moch-err



HITTING COACH

OPENING DAY AGE 32

BORN June 15, 1991 in Santa Ana, California

RESIDES Tempe, Arizona

HIGH SCHOOL Canyon High School (Anaheim, California)

COLLEGE Orange Coast College (Costa Mesa, California)

DRAFTED Selected by Chicago (NL) in the 13th round of the 2012 MLB Draft (404th overall)

PLAYING EXPERIENCE 8 seasons (7 in Minor League Baseball, 1 in independent baseball)

COACHING EXPERIENCE 3 seasons (2 as a Minor League coach, 1 as a coordinator)

CAREER SUMMARY

- Entering his second year in the Royals organization as the hitting coach in Omaha, his fourth season coaching overall.
- Previously spent two years with the Arizona Diamondbacks as their Minor League Hitting Coordinator (2021) and ACL Hitting Coach (2022).
- Played professionally for eight years (2012-2019), spanning seven seasons in the Chicago Cubs organization (2012-18) reaching Triple-A and one season in independent baseball (2019), in addition to an offseason season in the Mexican Pacific Winter League ... in 243 career Triple-A games with the Iowa Cubs, played 11 games at Werner Park and was a .378 hitter (14-for-37) with one homer and 5 RBI in Omaha.

PLAYING CAREER

- 2019:** Signed by the New Britain Bees in the independent Atlantic League prior to the season and played in 101 games, slashing .286/.410/.477 (94-for-329) with a career-high 15 homers, driving in 45 runs ... made 78 starts in right field, also playing left field and first base ... after the season, played in 21 games for Tomateros de Culiacan in the Mexican Pacific Winter League, hitting .262 (17-for-65).
- 2018:** Spent a second full season with the Iowa Cubs (AAA) and appeared in 114 games, playing around two stints on the Injured List ... slashed .251/.326/.310 (86-for-342), making 34 starts in right field, 30 in left field and 19 at first base.
- 2017:** Spent the entire season with the Iowa Cubs (AAA), hitting .294 (85-for-289) with 16 doubles, two triples, seven homers and 46 RBI in 107 games ... ended the season on a strong note, batting .340 (33-for-97) in 36 games after the All-Star Break.
- 2016:** Split the season between the Tennessee Smokies (AA) and Iowa Cubs (AAA), hitting a combined .307 (100-for-326) with 22 doubles and 10 homers across 108 games ... hit a team-best .313 (80-for-256) for the Smokies and was named Southern League Player of the Week April 7 to 17, hitting .440 with a double, two homers and seven RBI ... promoted to Triple-A on August 3, played in 22 games for the I-Cubs.
- 2015:** Spent the entire season the Tennessee Smokies (AA) and appeared in a career-high 113 games, hitting .261 (93-for-357) with 19 doubles, four triples and four homers, drew a team-high 67 walks ... had a season-high eight-game hitting streak from July 13 to 21.
- 2014:** Spent the entire season with the Daytona Cubs (A+) and was named a mid-season All-Star for the second-straight season, also named a MiLB.com Organization All-Star ... his .281 batting average led the team and ranked eighth in the Cubs organization.
- 2013:** Split his first full pro season between the Kane County Cougars (A) and Daytona Cubs (A+) ... began the season with Kane County and was named a Midwest League mid-season All-Star ... hit a combined .291 (96-for-330) with 15 doubles, three triples and four homers in 97 games ... collected six-consecutive multi-hit games May 3-10, batting .637 (14-for-22) in the span ... promoted to Daytona on June 28.
- 2012:** In his first professional season, split the year between three teams, spending time with the AZL Cubs (R), Boise Hawks (A-) and Peoria Chiefs (A) ... hit a combined .278 (52-for-187) in 52 games, driving in 20 runs.

COLLEGE

- Began his collegiate career at Cal State Fullerton in 2011 but did not play, before transferring to Orange Coast College in Costa Mesa where he played the 2012 season under the late John Altobelli, where he was a first-team all-state and All-Orange Empire Conference honoree ... in 43 games, slashed .349/.426/.582 (51-for-146) with 17 extra-base hits (seven home runs) and 49 runs batted in ... was the team's closer late in the season, pitched in eight games for the Pirates with four saves, with a 1.12 ERA (1 ER in 8.0) innings and 10 strikeouts.
- Drafted out of OCC in the 13th round (404th overall) of the 2012 MLB Draft by the Chicago Cubs and signed, foregoing a commitment to play Division 1 baseball at Oral Roberts University.

MISCELLANEOUS

- Attended Canyon High School in Anaheim, California, where he was named to the All-County baseball second team in 2010 by the *Orange County Register*.

CAREER BATTING

LEAGUE CHAMPIONS

YEAR	CLUB	AVG	G	AB	R	H	TB	2B	3B	HR	RBI	BB	IBB	SO	SB	CS	OBP	SLG	OPS
2012	AZL Cubs (R)	.333	3	12	3	4	8	1	0	1	1	0	2	2	0	0	.333	.667	1.000
	Boise (A-)	.396	14	53	9	21	30	6	0	1	8	2	1	7	0	1	.411	.566	.977
	Peoria (A)	.221	35	122	16	27	36	7	1	0	11	10	0	26	2	1	.280	.295	.575
2013	Kane County (A)	.314	55	185	23	58	73	9	0	2	18	20	0	25	5	3	.381	.395	.776
	Daytona (A+)	.276	42	145	22	40	59	7	3	2	20	14	0	24	3	0	.338	.407	.745
2014	Daytona (A+)	.281	111	384	58	108	172	22	6	10	56	42	0	87	4	8	.363	.448	.811
2015	Tennessee (AA)	.261	113	357	56	93	132	19	4	4	47	67	1	60	7	4	.379	.370	.749
2016	Tennessee (AA)	.313	86	256	43	80	124	17	0	9	36	35	1	49	0	0	.395	.484	.879
	Iowa (AAA)	.286	22	70	10	20	28	5	0	1	8	7	0	14	0	0	.350	.400	.750
2017	Iowa (AAA)	.294	107	289	38	85	126	16	2	7	46	36	2	64	3	2	.375	.436	.811
2018	Iowa (AAA)	.251	114	342	26	86	106	14	0	2	31	37	2	67	2	2	.326	.310	.636
2019	New Britain (IND-ATL)	.286	101	329	63	94	157	12	3	15	45	69	0	55	18	8	.410	.477	.887
MINOR LEAGUE TOTALS (7 SEASONS)		.281	702	2215	304	622	894	123	16	39	282	270	7	425	28	21	.361	.404	.765
INDEPENDENT LEAGUE TOTALS (1 SEASON)		.286	101	329	63	94	157	12	3	15	45	69	0	55	18	8	.410	.477	.887



DAVID LUNDQUIST

LUND-kwist



ASST. PITCHING COACH

OPENING DAY AGE 50

BORN June 4, 1973 in Beverly, Massachusetts
RESIDES Swedesboro, New Jersey

HIGH SCHOOL Carson High School (Carson City, Nevada)

COLLEGE Cochise College (Douglas, Arizona), University of Nevada / Las Vegas (Paradise, Nevada)

DRAFTED Selected by Chicago (AL) in the 5th round of the 1993 MLB Draft (145th overall)

PLAYING EXPERIENCE 12 seasons (3 in Major League Baseball, 10 in Minor League Baseball, 1 in foreign leagues)

COACHING EXPERIENCE 19 seasons (5 as a Major League coach, 14 as a Minor League coach)

CAREER SUMMARY

- Entering his first year in the Royals organization as Omaha's assistant pitching coach, his 20th season coaching overall.
- He previously spent the last five years on the Philadelphia Phillies coaching staff, 11 years as a Minor League pitching coach with the Phillies (2008-2018) and three years as a Minor League pitching coach with the Pittsburgh Pirates (2005-07).
- Prior to entering coaching, he played professionally including over 250 games in the Minor Leagues between 1993 and 2004 and parts of three seasons in the Majors with the Chicago White Sox (1999) and San Diego Padres (2001-02), also playing one season in Nippon Professional Baseball in Japan (2003).

COACHING CAREER

- 2024 marks Lundquist's first year in the Royals organization and his first season in the Minor Leagues since 2018, after spending the last five years on the Philadelphia Phillies Major League coaching staff.
- Was added to Philadelphia's Major League staff on November 16, 2018 as the club's assistant pitching coach and spent two seasons in that role, before being named the team's bullpen coach on January 11, 2021.
- In 2022, Phillies relievers finished 4th among NL clubs in SO/9.0 IP (576 SO, 531.2 IP) and allowed the fewest HR (49) in the NL (4th-fewest in MLB) ... 11 different pitchers recorded at least one save.
- Began his professional coaching career with four years as a Minor League pitching coach in the Blue Jays organization, beginning in the Rookie-level Pioneer League, followed by two years in the New York-Penn League and one in the Double-A Eastern League.
- Spent 11 years on the Phillies player development staff as a pitching coach, at every level from Low-A to Triple-A ... in 2011 his staff in Clearwater led the Florida State League in ERA (3.52) and SO (1,117).
- Worked three seasons in Pittsburgh's minor league system as a coach for Hickory and Williamsport.
- Has spent many winters as a pitching coach in the Dominican League (LIDOM), for Toros del Este, Estrellas Orientales and Gigantes del Cibao.

COACHING CAREER TIMELINE:

- 2005:** Williamsport Crosscutters (New York-Penn League, PIT, A-)
- 2006-07:** Hickory Crawdads (South Atlantic League, PIT, A)
- 2008:** Lakewood Blue Claws (South Atlantic League, PHI, A)
- 2009-12:** Clearwater Threshers (Florida State League, PHI, A+)
- 2013-15:** Reading Fightin Phils (Eastern League, PHI, AA)
- 2016-18:** Lehigh Valley IronPigs (International League, PHI, AAA)
- 2019-20:** Philadelphia Phillies Assistant Pitching Coach
- 2021-23:** Philadelphia Phillies Bullpen Coach
- 2024:** Omaha Storm Chasers Assistant Pitching Coach

(Pitching coach role, unless otherwise noted in underline)

PLAYING CAREER

- Spent parts of three season in the Majors, compiling a 1-2 record with a 7.92 ERA in 37 relief appearances for the White Sox and Padres ... made his MLB debut with the White Sox on April 6, 1999 @ Seattle and earned his first Major League win on May 1, 1999 @ Anaheim.
- Pitched parts of 10 seasons in the Minor Leagues overall, including four at the AAA level ... was a starter early in his career, with 69 starts over his first 5 seasons before he transitioned to the bullpen in 1997 and spent the last seven plus years of his career as a reliever.
- Was claimed off waivers by the Royals from the White Sox in October 1999, but was released by Kansas City in March 20 ... spent the 2000 season with independent Atlantic League's Aberdeen Arsenal ... also pitched six games in Japan in 2003 for the Hiroshima Carp.

MISCELLANEOUS

- Married Marla Martin (6/1/96); has three kids: Ally and twins Brynn and Brett ... a 1991 graduate of Carson City High School (NV) ... attended University of Nevada, Las Vegas and Cochise Community College (AZ) ... hobbies include fishing, watching movies and spending time with family.

CAREER PITCHING

YEAR	CLUB	W	L	ERA	G	GS	CG	SHO	SV	IP	H	R	ER	HR	HB	BB	SO	WHIP
1993	GCL White Sox (CWS - R)	5	3	3.14	11	10	0	0	0	63.0	70	26	22	0	4	15	40	1.35
1994	Hickory (CWS - A)	13	10	3.48	27	27	3	2	0	178.2	170	88	69	15	12	43	133	1.19
1995	South Bend (CWS - A)	8	4	3.58	18	18	5	1	0	118.0	107	54	47	4	5	38	60	1.23
1996	GCL White Sox (CWS - R)	1	1	2.63	3	3	0	0	0	13.2	8	4	4	1	0	2	16	0.73
	Prince William (CWS - A+)	0	2	5.67	5	5	0	0	0	27.0	31	17	17	2	1	14	23	1.67
1997	Winston-Salem (CWS - A+)	3	1	6.75	20	6	0	0	0	48.0	65	41	36	7	3	23	39	1.83
	Birmingham (CWS - AA)	0	0	8.78	7	7	0	0	0	13.1	26	20	13	3	0	5	15	2.33
1998	Winston-Salem (CWS - A+)	1	0	2.53	6	6	0	0	0	10.2	9	4	3	0	0	3	9	1.13
	Birmingham (CWS - AA)	1	1	3.29	33	0	0	0	10	41.0	28	15	15	1	2	15	41	1.05
	Calgary (CWS - AAA)	3	0	3.60	12	0	0	0	2	15.0	12	6	6	0	1	7	12	1.27
1999	Charlotte (CWS - AAA)	0	0	0.00	3	0	0	0	0	3.2	3	0	0	0	0	1	4	1.09
	CHICAGO (AL)	1	1	8.59	17	0	0	0	0	22.0	28	21	21	3	1	12	18	1.82
2000	Aberdeen (IND - ATLL)	4	3	9.07	21	0	0	0	0	41.2	69	49	42	11	4	17	32	2.06
2001	Portland (SDP - AAA)	4	7	3.11	50	0	0	0	7	63.2	59	25	22	6	1	20	67	1.24
	SAN DIEGO	0	1	5.95	17	0	0	0	0	19.2	20	13	13	1	1	7	19	1.37
2002	Portland (SDP - AAA)	1	4	5.63	30	0	0	0	21	32.0	28	21	20	6	0	15	31	1.34
	SAN DIEGO	0	0	16.88	3	0	0	0	0	2.2	8	5	5	0	1	5	0	4.88
2003	Hiroshima (NBP)	0	0	8.22	6	0	0	0	0	7.2	14	10	7	0	0	4	3	2.35
2004	Hickory (PIT - A)	4	7	3.11	50	0	0	0	7	63.2	59	25	22	6	1	20	67	1.24
	Altoona (PIT - AA)	3	2	5.75	15	0	0	0	0	20.1	21	13	13	2	2	8	15	1.43
MAJOR LEAGUE TOTALS (3 SEASONS)		1	2	7.92	37	0	0	0	0	44.1	56	39	39	4	3	24	37	1.80
MINOR LEAGUE TOTALS (12 SEASONS)		47	35	3.90	250	69	8	3	40	667.1	648	336	289	47	33	214	526	1.29
INDEPENDENT LEAGUE TOTALS (1 SEASON)		4	3	9.07	21	0	0	0	0	41.2	69	49	42	11	4	17	32	2.06
FOREIGN LEAGUE TOTALS (1 SEASON)		0	0	8.22	6	0	0	0	0	7.2	14	10	7	0	0	4	3	2.35



DAVID NOWORYTA

Nova-REE-tah



ASST. HITTING COACH

OPENING DAY AGE 27
BORN May 24, 1996 in Chicago, Illinois
RESIDES Hainesport, New Jersey

HIGH SCHOOL Holy Cross High School (Delran, New Jersey)
COLLEGE University of Hawaii at Manoa (Honolulu, Hawaii)
DRAFTED Selected by Kansas City in the 37th round of the 2014 MLB Draft (1,113rd OVERALL)
PLAYING EXPERIENCE 3 seasons (2 in Minor League Baseball, 1 in independent baseball)
COACHING EXPERIENCE 2 seasons (2 as a Minor League coach)

CAREER SUMMARY

- Entering his third year in the Royals organization and his second in Omaha, after serving as the Storm Chasers bench coach in 2023.
- Made his coaching debut in 2022 as the assistant hitting coach for the Quad Cities River Bandits, Kansas City's High-A affiliate.
- Spent four years playing professionally (2018-2021), spanning two seasons in the Detroit Tigers organization (2018-19) reaching High-A and one season in independent baseball (2021).

PLAYING CAREER

- 2021:** Appeared in 17 games with the Billings Mustangs in the independent (MLB Partner League) Pioneer League. In 58 plate appearances, drew 11 walks and recorded four hits (all singles), while driving in four runs ... caught five games and was 2-for-5 in catching runners attempting to steal ... Billings had been a long-time affiliate of the Cincinnati Reds prior to the Minor League reorganization.
- 2020:** Did not appear in any organizational activities ... released by Detroit on July 3, 2020.
- 2019:** Played 16 games across four affiliates in the Tigers organization and slashed a combined .118/.205/.118 (4-for-34) ... began the season playing one game for the Connecticut Tigers (A-) in the New York-Penn League, then was assigned to the Gulf Coast League, finishing the season splitting time between the GCL Tigers West and GCL Tigers East (R), in addition to one game in with the Lakeland Flying Tigers (A+) on June 30, as he went 1-for-4 against the Jupiter Hammerheads (MIA).
- 2018:** Signed by the Detroit Tigers as a Minor League Free Agent on June 1, 2018 ... appeared in 29 games with the GCL Tigers East (R) in the Gulf Coast League, slashing .270/.387/.286 (17-for-63) and drove in eight runs while walking 11 times ... made 16 starts at catcher (143.1 innings) and caught 8 of 17 (47.1%) of attempting base stealers, including two of three on August 11 vs. GCL Phillies West (PHI).

COLLEGE

- Graduated from the University of Hawaii with a bachelor's degree in communications and journalism ... played on the baseball team for parts of three seasons, slashing .273/.333/.318 (6-for-22) over 22 games.
- Played for the Rochester Honkers in the Northwoods League for the 2017 and 2018 summer seasons, including 45 games in 2017 as he slashed .273/.418/.289 (33-for-121) with 12 runs batted in ... caught 35 games in the 2017 season, played second base twice and pitched in seven games, striking out 10 with a 8.10 ERA (9 ER in 10.IP).
- REDSHIRT JUNIOR (2018):** Appeared in eight games, including four at catcher, hitting .250 (2-for-8)
- REDSHIRT SOPHOMORE (2017):** Appeared in four games at catcher and as a pinch hitter, all off the bench, recording one hit in two at-bats.
- REDSHIRT FRESHMAN (2016):** Appeared in 10 games, making one start at catcher, hit .250 (3-for-12) with one RBI and one double ... went 1-for-3 in first career start versus Michigan (March 12).

MISCELLANEOUS

- Attended Holy Cross Academy (N.J.), where he played baseball and basketball ... aided the Lancers to a BCSL Baseball Championship his senior year in 2015, finishing with an 18-9 record, as he earned All-Burlington County first team honors ... won three Burlington County Scholastic League (BCSL) titles in basketball and averaged a 9.0 PPG as a senior.
- Was drafted by the Royals in the 37th round of the 2014 MLB First-Year Player Draft out of Holy Cross Academy, but chose to attend the University of Hawaii to play baseball instead.
- His father, Steve, used to be a Assistant Director for Player Development and Director for Minor League Operations for the Philadelphia Phillies.

CAREER BATTING

LEAGUE CHAMPIONS

YEAR	CLUB	AVG	G	AB	R	H	TB	2B	3B	HR	RBI	BB	IBB	SO	SB	CS	OBP	SLG	OPS
2018	GCL Tigers East (R)	.270	29	63	3	17	18	1	0	0	8	11	0	12	0	0	.387	.286	.673
2019	GCL Tigers East (R)	.000	4	4	1	0	0	0	0	0	0	0	0	1	0	0	.200	.000	.200
	GCL Tigers West (R)	.087	10	23	1	2	2	0	0	0	1	3	0	3	0	0	.185	.087	.272
	Connecticut (A-)	.333	1	3	0	1	1	0	0	0	0	0	0	0	0	0	.333	.333	.666
	Lakeland (A+)	.250	1	4	0	1	1	0	0	0	0	0	0	1	0	0	.250	.250	.500
2020	Did not play (no minor league season)																		
2021	Billings (IND - Pioneer)	.093	17	58	4	4	4	0	0	0	3	10	0	11	0	0	.276	.093	.369
MINOR LEAGUE TOTALS (2 SEASONS)		.216	45	97	5	21	22	1	0	0	9	14	0	17	0	0	.325	.227	.552
INDEPENDENT LEAGUE TOTALS (1 SEASON)		.093	17	58	4	4	4	0	0	0	3	10	0	11	0	0	.276	.093	.369

STORM CHASERS ORGANIZATION

2024 OMAHA STORM CHASERS

2023 SEASON IN REVIEW

PLAYER & COACH DATABASE

HISTORY & RECORDS

INTERNATIONAL LEAGUE

ROYALS ORGANIZATION

GENERAL INFORMATION



TRIPP KEISTER

KEY-sterr



ASSISTANT COACH

OPENING DAY AGE 53
 BORN September 27, 1970
 RESIDES Newark, Delaware

HIGH SCHOOL Thomas McKean High School (Wilmington, Delaware)
COLLEGE University of Delaware (Newark, Delaware)
DRAFTED Selected by New York (NL) in the 33rd round of the 1992 MLB Draft (917th OVERALL)
PLAYING EXPERIENCE 4 seasons (4 in Minor League Baseball)
COACHING EXPERIENCE 12 seasons (11 as a Minor League manager, 1 as a Minor League coach)

CAREER SUMMARY

- Entering his first year in the Royals organization as an assistant coach in Omaha, his 13th season coaching in Minor League Baseball.
- He spent last year as the bench coach in the Texas Rangers organization for the Double-A Frisco RoughRiders, after an 11-year run as a minor league manager in the Washington Nationals organization for Double-A Harrisburg (2021-22), High-A Fredericksburg/Potomac (2014-20), Single-A Hagerstown (2013) and the Rookie-level Gulf Coast League Nationals (2012).
- Spent 12 seasons as a coach at the collegiate level, with Wesley College, Delaware State and the University of South Carolina.
- Before getting into coaching, he played four years in the Minor Leagues with the New York Mets, reaching Double-A Binghamton.

COACHING CAREER

- 2024 marks Keister's first year in the Royals organization and his second straight season as an assistant coach in the Minor Leagues, after spending 11 years as a manager in the Nationals system.
- In six years managing the Potomac Nationals, he led the team to three postseason appearances (2018, 2016, 2014), including a Mills Cup Championship in 2014, where he skipped the P-Nats to a 78-58 (.574) regular season record and Carolina League Manager of the Year honors. When Potomac relocated to Fredericksburg, VA, was scheduled manager of the renamed Fredericksburg Nationals in 2020 before Covid-19 cancelled the season.
- In 2018, Keister managed eventual Major League All-Star **Juan Soto** and each of Washington's Minor League award winners (**Carter Kieboom**, **Ben Braymer**, **Wil Crowe** and **Jake Noll**).
- He completed his first-ever professional coaching assignment as manager of the GCL Nationals in 2012, overseeing the development of future big league stars **Anthony Rendon** and **Lucas Giolito**.
- After he retired as a player, Keister began his coaching career at the University of South Carolina for three years (1996 to 1998), before taking the head coach at Delaware State University for two seasons (1999 to 2000).
- Took a break from coaching and worked as an amateur scout for the San Diego Padres five years (2000 to 2005) before returning to college baseball, as associate athletic director and head baseball coach at Division III Wesley (Del.) College.

COACHING CAREER TIMELINE:

- 1996-98:** University of South Carolina *Assistant Coach*
 - 1998-2000:** Delaware State University *Head Coach*
 - 2005-11:** Wesley College *Head Coach*
 - 2012:** GCL Nationals (Gulf Coast League, WAS, R)
 - 2013:** Hagerstown Suns (South Atlantic League, WAS, A)
 - 2014-19:** Potomac Nationals (Carolina League, WAS, A+)
 - 2020:** Fredericksburg Nationals (Carolina League, WAS, A+)
 - 2021-22:** Harrisburg Senators (Eastern League, WAS, AA)
 - 2023:** Frisco RoughRiders *Bench Coach* (Texas League, TEX, AA)
 - 2024:** Omaha Storm Chasers *Assistant Coach*
- (Manager role, unless otherwise noted in underline)*

PLAYING CAREER

- Drafted by the New York Mets in the 32nd round of the 1992 MLB Draft, he played four years as an outfielder in the Minor Leagues with the Mets, playing 341 games between the Low-A, Single-A, High-A and Double-A levels, with a .269/.403/.322 career slashline with two home runs.
- Topped out at Double-A with the Binghamton Mets in 1995, where he played 66 games in his final professional season.

MISCELLANEOUS

- Holds a bachelor's degree in physical education from the University of Delaware and a master of business administration degree from Wesley College.
- Has three children: Madison (24), Kevin (22), and Kristin (19).

CAREER BATTING

LEAGUE CHAMPIONS

YEAR	CLUB	AVG	G	AB	R	H	TB	2B	3B	HR	RBI	BB	IBB	SO	SB	CS	OBP	SLG	OPS
1992	Pittsfield (NYM - A-)	.245	68	245	46	60	68	4	2	0	15	42	0	39	23	8	.361	.278	.639
1993	Capital City (NYM - A)	.274	101	314	60	86	104	11	2	1	39	91	0	60	33	17	.437	.331	.768
	St. Lucie (NYM - A+)	.500	3	4	0	2	2	0	0	0	0	1	0	1	0	1	.600	.500	1.100
1994	St. Lucie (NYM - A+)	.291	75	237	36	69	77	8	0	0	22	46	4	21	14	14	.407	.325	.732
1995	St. Lucie (NYM - A+)	.330	28	94	15	31	40	5	2	0	14	14	0	11	5	4	.423	.426	.849
	Binghamton (NYM-AA)	.219	66	146	23	32	44	7	1	1	10	29	1	26	3	4	.367	.301	.668
MINOR LEAGUE TOTALS (4 SEASONS)		.269	341	1040	180	280	335	35	7	2	100	223	5	158	78	48	.403	.322	.725

STORM CHASERS SUPPORT STAFF



JAMES STONE



DANNY ACCOLA



CJ MIKKELSEN



MIKE BROWN

JAMES STONE ♂ CERTIFIED ATHLETIC TRAINER

- ♣ **James Stone** is entering his sixth year as the Certified Athletic Trainer for the Storm Chasers and 15th year with the Royals organization, after spending the previous seven seasons with the Wilmington Blue Rocks (Royals High-A), including the 2015 season, in which he was named Carolina League Athletic Trainer of the Year.
- ♣ He joined the Kansas City organization in 2010 as the athletic trainer for the Class-A Burlington Bees. He came to the Royals after spending one season with the Central Valley Coyotes (Fresno, California) in Arena Football 2.
- ♣ Stone worked three seasons in the Florida Marlins organization, with stops in Jupiter (2008), Greensboro (2007) and Jamestown (2006), winning New York-Penn League Trainer of the Year honors in 2006.
- ♣ He was the Strength and Conditioning Coach for the Baltimore Orioles Class-A affiliate, the Delmarva Shorebirds, in 2005.
- ♣ Stone graduated with a bachelor's of science in kinesiology from Cal State-Northridge. He resides in Simi Valley, California with his dog, Ozzie.

DANNY ACCOLA ♂ ASSISTANT ATHLETIC TRAINER

- ♣ **Danny Accola** is entering his first season as the assistant athletic trainer for the Storm Chasers and 9th year in the Royals organization, after spending the last two years as the Athletic Trainer for Double-A Northwest Arkansas.
- ♣ He previously held that same role with Quad Cities in 2021, where he was named the PBATS High-A Central League Athletic Trainer of the Year. He was slated to serve as the athletic trainer with Wilmington in 2020 and filled that position with Low-A Lexington (2019), advanced rookie Burlington (2017-18) and rookie Surprise (2016).
- ♣ Accola graduated from the University of Central Missouri in 2014 and held an athletic training internship with the Denver Broncos in 2013.

CJ MIKKELSEN ♂ STRENGTH & CONDITIONING COACH

- ♣ **CJ Mikkelsen** is entering his first season as the strength and conditioning coach for the Storm Chasers, after spending the last three years in that same role with Double-A Northwest Arkansas, where he was the 2023 Texas League Strength and Conditioning Coach of the Year.
- ♣ He was slated to be the strength and conditioning coach at Idaho Falls in 2020, after graduating from Texas A&M University in December 2019 with a master's degree in sports physiology, having worked as a sports performance graduate intern for the Aggies.
- ♣ Mikkelsen earned his bachelor's degree in exercise and wellness from Arizona State University in 2016 and he currently resides in Desert Hills, Arizona.

MIKE BROWN ♂ COORDINATOR OF CLUBHOUSE OPERATIONS

- ♣ **Mike Brown** is entering his sixth year as the Coordinator of Clubhouse Operations for the Storm Chasers and his 16th year overall in Omaha, having previously served as the home clubhouse manager, visiting clubhouse manager and home clubhouse assistant.
- ♣ Brown graduated from Northwest Missouri State University with a degree in parks & rec management. He and his wife, Sherri, live in Omaha, Neb. with their dog, Cupcake.

NILE LANGER ♂ VISITING CLUBHOUSE MANAGER

DREW EPPERSON & JEREMY OWENS ♂ PLAYER DEVELOPMENT TRAINEES



PLAYER DIRECTORY



2023 OMAHA PLAYER OF THE YEAR
 INF, NICK LOFTIN — PAGE 58



2023 OMAHA PITCHER OF THE YEAR
 LHP, ANTHONY VENEZIANO — PAGE 83

Alexander, CJ.....	15
Altavilla, Dan.....	16
Barnett, Mason.....	18
Biasi, Dante.....	19
Blanco, Dairon.....	20
Bowlan, Jonathan.....	21
Bradley, Tucker.....	22
Brady, Ryan.....	23
Brentz, Jake.....	24
Brosseau, Mike.....	26
Bubic, Kris.....	28
Cameron, Noah.....	29
Cessa, Luis.....	30
Chamberlain, Christian.....	32
Champlain, Chandler.....	33
Cox, Austin.....	34
Cropley, Tyler.....	35
Cross, Gavin.....	36
Cruz, Steven.....	37
Devanney, Cam.....	38
Dipoto, Jonah.....	39
Duffey, Tyler.....	40
Durán, Rodolfo.....	42
Eaton, Nate.....	43
Fermin, Freddy.....	44
Fitzgerald, Ryan.....	45
Gentry, Tyler.....	46
Gray Jr., Joe.....	47
Guerrero, Tyson.....	48
Hernandez, Diego.....	49
Hoffmann, Andrew.....	50
Killgore, Keylan.....	51
Klein, Will.....	52
Lacy, Asa.....	53
León, Sandy.....	54
Lester, Josh.....	56
Loftin, Nick.....	58
Long, Sam.....	59
Lynch IV, Daniel.....	60
Mann, Devin.....	61
Marquez, Emilio.....	62
Marsh, Alec.....	63
Massey, Michael.....	64
McArthur, James.....	65
McMillon, John.....	66
Murdock, Noah.....	67
Nola, Austin.....	68
Pennington, Walter.....	70
Porter, Logan.....	71
Pratto, Nick.....	72
Rave, John.....	74
Sisk, Evan.....	75
Taylor, Josh.....	76
Tolbert, Tyler.....	78
Tresh, Luca.....	79
Valera, Leonel.....	80
Vaz, Javier.....	81
Velázquez, Nelson.....	82
Veneziano, Anthony.....	83
Wallace, Cayden.....	84
Wallace, Jacob.....	85
Waters, Drew.....	86
Way, Beck.....	87
Wilson, Peyton.....	88
Zerpa, Angel.....	89



CJ ALEXANDER

BATS LEFT / THROWS RIGHT / HEIGHT 6'3" / WEIGHT 215 / MLB SERVICE 0.000

INFIELDER

OPENING DAY AGE 27
BORN July 17, 1996 in Merrillville, Indiana
RESIDES Surprise, Arizona

MILB DEBUT June 18, 2018 (GCL Braves) 1-for-4, 2 RBI @ GCL Tigers East
HIGH SCHOOL Bishop Verot Catholic High School (Fort Myers, Florida)
COLLEGE Ball State University (Muncie, Indiana) / State College of Florida, Manatee-Sarasota (Bradenton, Florida)
DRAFTED Selected by Atlanta in the 20th round of the 2018 MLB Draft (592nd OVERALL)
ACQUIRED July 11, 2022 – traded from Atlanta with Drew Waters and Andrew Hoffmann to Kansas City in exchange for 2022 MLB Draft CBA Pick #35

CAREER REVIEW

- Charles Joseph Wesley Alexander Jr. is entering his 6th season and 7th year in professional baseball, his 3rd in the Kansas City Royals organization, after being drafted in 2018 by Atlanta and traded to Kansas City in July 2022... he's played his last 138 games for Royals minor league affiliate after his first 250 came with the Braves.
- Has received two invitations to Major League Spring Training (2019 and 2021 with Atlanta), with 32 total Grapefruit and Cactus League games under his belt since 2019... he's hit .306 (11-for-32) in Spring Training contests, with 5 extra-base hits.
- Has seen time in the field at four positions in his Minor League career, with the largest portion of his playing time at third base (1784.1 innings)... he has also played first base (906.0 innings), right field (35.0 innings) and left field (9.0 innings)... since being traded to Kansas City, 789.0 of his 908.0 innings defensively have been at first base.

2023 HIGHLIGHTS

- Hit .391 with a 1.245 OPS in 17 Cactus League games for KC with 6 RBI... opened the regular season with Omaha and went 3-for-5 in his Triple-A debut 3/31 @ IND.
- Played 44 of Omaha's first 60 games, including his first 4 professional starts in RF in April... led Omaha with 10 HR when he was placed on the Injured List June 11, activated July 14... in 6 rehab games with the ACL Royals, hit .412 with 4 HR, 15 RBI and 1.835 OPS... on 7/6 @ ACL Cubs, went 3-for-3 with 2 2B, 1 HR, 7 RBI & 3 BB.
- Responsible for Omaha's hardest hit batted ball of the season, a 115.3mph double in the 1st inning on 4/7 vs. Toledo (DET)... had 3 of Omaha's 10 hardest-hit base hits during the season... among 19 Storm Chasers hitters who saw at least 100 plate appearances in 2023, his average exit velocity of 88.8mph ranked as the 3rd-hardest.

SEASON-BY-SEASON RUNDOWN

2022

- Began the season with Mississippi (AA) in the Southern League, traded with OF Drew Waters and RHP Andrew Hoffmann to Kansas City in exchange for the 35th overall pick in the 2022 MLB Draft (Competitive Balance Round A)... at the time, already had hit a career-high 15 home runs with the M-Braves... assigned to NW Arkansas (AA) after the trade and finished the year with the Naturals.
- Finished the year tied 6th in Double-A with 87 RBI, tied 10th with 25 home runs... set career highs in games (114), doubles (18), homers, runs batted in and steals (19)... one of 15 MilB hitters with at least 25 homers and 15 steals, sixth in that group with 87 RBI.
- Over 21 games in August, hit .297 (27-for-91) with eight homers and 29 RBI... led both the Texas League and all Double-A hitters in RBI that month and tied second among all full-season Minor League hitters... 8 homers tied for the league lead.
- Between August 24 and September 13, reached base safely in a career-long 16 games with a .371 OBP... tied a career-best streak by hitting safely in 9 games between July 31 and August 11 just prior, a span where he hit .378 (14-for-37), with six home runs, including four straight games from August 3 to 6 in a series against Tulsa (LAD).

2021

- Appeared in eight games, all with Mississippi (AA)... hit .197 (60-for-304) with 17 doubles, four triples and 10 home runs.
- Through the first three months of the season, slashed just .152/.223/.295 (33-for-217) across 60 games from May to July... drastically improved at plate in the last two months of the year, slashing .310/.348/.586 (27-for-87) with nine doubles, three triples and three home runs over 27 games in August and September.

CAREER BATTING

YEAR	CLUB	AVG	G	AB	R	H	TB	2B	3B	HR	RBI	BB	IBB	SO	SB	CS	OBP	SLG	OPS
2018	GCL Braves (R)	.412	9	34	6	14	21	0	2	1	8	6	0	4	0	0	500	.618	1.118
	Danville (R)	.354	22	82	10	29	40	3	4	0	12	13	0	21	1	1	439	.488	927
	Florida (A+)	.325	21	80	5	26	36	5	1	1	7	8	0	17	3	1	386	.450	836
2019	Florida (A+)	.133	19	60	4	8	9	1	0	0	1	14	1	18	3	1	297	.150	447
	Mississippi (AA)	.103	24	68	6	7	14	1	0	2	7	8	0	25	0	0	195	.206	401
Did not play (no minor league season)																			
2020	Mississippi (AA)	.197	87	304	32	60	115	17	4	10	31	24	0	105	14	1	258	.378	636
2022	Mississippi (AA)	.258	68	271	41	70	126	11	0	15	43	14	0	63	13	2	294	.465	759
	NW Arkansas (AA)	.272	46	184	31	50	91	7	2	10	44	12	1	48	6	2	313	.495	808
2023	ACL Royals (R) +	.412	6	17	8	7	21	2	0	4	15	6	0	3	0	0	600	1.235	1.835
	Omaha (AAA)	.220	86	286	44	63	121	17	1	13	34	24	0	94	4	2	280	.423	703
MINOR LEAGUE TOTALS (5 SEASONS)		.241	388	1386	187	594	334	64	14	56	202	129	2	398	44	10	306	.429	735

CAREER HIGHS

HITS: 3 (19x) – Last: 7/6/2023 @ ACL Cubs
RUNS: 4 – 8/17/2022 vs. San Antonio
DOUBLES: 2 (5x) – Last: 8/18/2023 @ Toledo
HOME RUNS: 2 (5x) – Last: 8/11/2022 @ Arkansas
RUNS BATTED IN: 2 – 7/6/23 @ ACL Cubs
WALKS: 3 (3x) – Last: 7/6/23 @ ACL Cubs
STEALS: 2 (2x) – Last: 5/26/22 @ Pensacola
HITTING STREAK: 9 Games (2x) – Last: 7/31/2022 to 8/11/2022
ON-BASE STREAK: 16 Games – 8/24/2022 to 9/13/2022



2019

- In his first full professional season, was limited to 43 games because of two separate injuries... between Florida (A+) and Mississippi (AA), hit .117 (15-for-128) with two doubles, two home runs and eight runs batted in.
- Sidelined three months with right elbow inflammation from April 18 to July 5, then again from August 18 to the end of the season with a fractured right thumb.

2018

- Split his first professional season between three levels of Atlanta's system, combining to slash .352/.429/.495 (69-for-196) in 52 games between the GCL Braves (R), Danville Braves (R) and Florida Fire Frogs (A+)... won an organization Player of the Month award at each level (June: GCL; July: Danville; August: Florida).
- Ranked in the Top 10 among Braves farmhands (min. 200 PA) in average (1st, .352), on-base percentage (2nd, .429), OPS (2nd, .924) and slugging percentage (4th, .495).

COLLEGE (2016-18)

- Played three seasons collegiately for Ball State University in Muncie, Indiana in 2016 and 2017... transferred to the State College of Florida in 2018, where he was the Suncoast Conference Player of the Year in his only season with the Manatees.
- BALL STATE, 2016-17:** Played 25 games as a freshman in 2016 (15 starts, 10 in the outfield) and missed the final two months with an injury, then limited to six games in 2017 and received a medical redshirt.

MISCELLANEOUS

- Played high school baseball at Crown Point High School (Indiana) before moving to Florida... finished his high school career at Bishop Verot High in Fort Myers.
- His brother, **Blaze Alexander**, was an 11th-round pick of the Arizona Diamondbacks in 2018 out of the IMG Academy in Bradenton, Florida... Blaze was added to the D-backs' 40-man roster in November 2022, but has not yet made his MLB debut.
- His father, **Chuck Alexander** played collegiate baseball at Western Michigan with Ball State coach **Rich Maloney** and went on to play five years of professional baseball, pitching in Cleveland's system between 1988 and 1991, reaching High-A in 1990.
- His uncle, **Dan Plesac**, pitched 18 years in the big leagues and currently serves as an analyst for MLB Network... his second cousin, **Zach Plesac**, was drafted by Cleveland out of Ball State in 2016 and has pitched 5 years in the Major Leagues since debuting in 2019... G went 1-for-4 while facing Zach in 2023, against the Columbus Clippers.

CAREER TRANSACTIONS

OPTION YEARS USED: 0/3

2018: Drafted by Atlanta in the 20th round of the June Draft, signed 6/18... **2019:** Placed on Mississippi's 7-Day Injured List, 4/18 to 7/5 and 8/20 to 9/12... **2022:** Acquired by Kansas City with OF Drew Waters and RHP Andrew Hoffmann from Atlanta for CBA Pick #35, on 7/11... **2023:** Placed on Omaha's 7-Day Injured List, 5/23 to 7/14.



DAN ALTAVILLA

alt-uh-VILL-uh



BATS RIGHT / THROWS RIGHT / HEIGHT 5'11" / WEIGHT 220 / MLB SERVICE 4.063



RIGHT-HANDED PITCHER

OPENING DAY AGE 31

BORN September 8, 1992 in McKeesport, Pennsylvania
RESIDES Bridgeville, Pennsylvania

MLB DEBUT June 17, 2014 (Everett) 3.0 IP, 3 H, 2 ER, 3 K vs. Hillsboro
HIGH SCHOOL Elizabeth Forward High School (Elizabeth, Pennsylvania)
COLLEGE Mercyhurst University (Erie, Pennsylvania)

DRAFTED Selected by Seattle in the 5th round of the 2014 MLB Draft (141st OVERALL)
ACQUIRED December 7, 2023 – Signed by Kansas City as a Minor League free agent

CAREER REVIEW

- Daniel Altavilla is entering his 11th year in professional baseball and his first in the Royals organization ... originally drafted by Seattle out of Division II Mercyhurst in 2014, he was traded to San Diego in August 2020 and signed with the Red Sox in 2022 and spent two years with Boston rehabbing from Tommy John surgery.
- Drafted as a starting pitcher, Altavilla spent two years in the Minors as a starter, before moving to the bullpen in 2016 ... since the start of the 2016 season between the Minors and Majors, 225 of the 228 appearances he's made have come in relief.
- Over parts of 6 Major League seasons, with the Mariners (2016 to 2020) and Padres (2020 to 2021), he has appeared in 119 MLB games (all in relief) with a 8-7 record and 4.03 ERA (52 ER in 116.0 IP) and 129 strikeouts to 60 walks ... has made 4 MLB Opening Day rosters in his career, all with Seattle (2017-20) ... his last Major League baseball appearance was April 16, 2021 vs. Los Angeles (NL).

2023 HIGHLIGHTS

- Received an invite to Major League Spring Training but did not appear in a Grapefruit League game.
- Opened the season on the Worcester Red Sox (AAA) 7-Day Injured List, but pitched in games on rehab assignment with the FCL Red Sox (R) and Greenville Drive (A) ... between the two levels, went 1-0 with a 3.00 ERA (4 ER in 12.0 IP) and 7 strikeouts over 8 appearances (2 starts).
- Sent to the Florida Complex League for a rehab assignment on July 7 and appeared in 4 games (2 starts) with the FCL Red Sox and went 1-0 with a 1.80 ERA (1 ER in 5.0 IP).
- Transferred to Greenville on August 2 and pitched 4 games for the Drive between August 2 and 13, before Boston released him on August 15.
- Pitched 10 games for Tigres Del Licey in the Dominican Professional Baseball League (LIDOM) between October 20 and November 17 ... went 4-0 with a 2.00 ERA (2 ER in 9.0 IP), with 2 hits, 3 walks and 9 strikeouts.

SEASON-BY-SEASON RUNDOWN

2022

- Signed with Boston on March 30 but did not appear in a game ... spent the entire year on the Injured List for the Worcester Red Sox (AAA), rehabbing June 2021 Tommy John surgery.

2021

- Opened the season on San Diego's 10-Day Injured List for San Diego and was activated April 14 ... appeared in two games, on April 14 and 16 (1.1 innings).
- Landed back on the 10-Day IL on April 17, transferred to the 60-Day Injured List on May 28, where he ended the season ... announced on his Twitter account on June 29 that he had undergone Tommy John surgery.

2020

- Opened the COVID-shortened Major League season with Seattle, but was traded to San Diego on August 30, where he ended the season ... between the Padres and Mariners, went 2-3 over 22 relief appearances with a 5.75 ERA (13 ER in 20.1 IP) with 24 strikeouts and a .234 opponents' average (18-for-77).
- Did not allow a run in 15 of his 22 total appearances, with 9 hits, 4 walks and 16 strikeouts in that span ... across the other 7 games, pitched to a 20.65 ERA (13 ER, 5.2 IP) and a .346 opponent batting average.
- Compiled his longest scoreless streak of the year at the end of the regular season, tossing 4 straight scoreless outings from September 23 to 27, a total of 3.2 innings.
- Was not on the roster for the NL Wild Card series, but was added to the Padres roster for the NLDS vs. Los Angeles (NL) ... made his 1st career MLB Postseason appearance on October 7 in Game 2 at Los Angeles, tossing a hitless 8th inning to preserve the 6-5 loss ... also pitched the next day in Game 3 in San Diego, allowing 1 walk in 2 hits and 1 run in a 1-3 loss, one of 11 pitchers used by the Padres.

2019

- Named to the Mariners Opening Day roster and pitched March 21 vs. Oakland at the Tokyo Dome in the 2019 Japan Opening Series.
- Optioned to the Tacoma Rainiers (AAA) on March 23 when Seattle's MLB roster was cut to 25 players ... between Tacoma, the Arkansas Travelers (AA) and a rehab appearance with the Everett AquaSox (A), appeared in 29 games in the Mariners minor league system, with a combined 4.31 ERA (15 ER in 31.1 IP) and 52 strikeouts.
- Over 4 stints in the big leagues and 17 appearances with Seattle, went 2-1 with a 5.52 ERA (9 ER, 14.2 IP) with 18 strikeouts.
- Landed on Seattle's 10-Day Injured list on July 6 with a right forearm strain and missed 45 games with the Mariners, activated September 1 after 7 rehab games in August.
- Did not allow a run over his last 5 games (5.0 IP) of the season, allowing only 1 hit with 6 strikeouts.

AWARDS & HONORS

- 2016 MiLB.com Organization All Star, Seattle (JAK)
- 2016 Southern League Midseason All-Star (JAK)
- 2015 California League Postseason All-Star (BAK)

CAREER HIGHS

INNINGS: 9.0 – 7/12/15 @ Visalia
STRIKEOUTS: 9 (2x) – Last: 6/4/15 vs. Visalia
WALKS: 5 – 5/19/15 vs. Stockton
HITS: 9 – 8/23/15 @ San Jose
EARNED RUNS: 6 – 7/29/15 vs. High Desert
HOME RUNS: 3 – 6/17/17 @ TEXAS
PITCHES THROWN: 98 – 6/20/15 @ Stockton

SCORELESS STREAK: 17.0 IP – 7/3/16 to 8/11/16
HOMERLESS STREAK: 44.2 IP – 6/30/16 to 4/18/17



2018

- Made his second straight Opening Day roster with Seattle and split the season between the Major Leagues with the Mariners and the Tacoma Rainiers (AAA), as well as a rehab outing with the Arkansas Travelers (AA) a pair of stints on the Injured List.
- 17 of his 22 MLB outings were scoreless, with 13 outings that were hitless as well.
- Over 9 Minor League games with the Rainiers and Travelers, went 0-1 with a 8.22 ERA (7 ER in 7. 2 IP).
- Pitched to 4.38 ERA (6 ER in 12.1 IP) over his first 13 games but landed on the Injured List on May 1 (retroactive to April 30) with right AC joint inflammation ... pitched one game on rehab in Double-A before being activated May 12.
- After being activated from the Injured list, did not allow an earned run over his next 9 appearances with Seattle, across two stints ... allowed 1 unearned run over 8.1 innings, with 3 hits and 7 strikeouts ... placed on the Mariners' 10-Day IL on June 8 (retroactive to June 10) with a right elbow UCL sprain, transferred to the 60-Day IL on July 31 ... sent to Tacoma on rehab August 15, then was optioned to Triple-A on August 29, where he ended the season.

2017

- Made his first MLB Opening Day roster and split the season between Seattle and the Tacoma Rainiers (AAA), pitching 61 games between the two levels.
- Made 20 appearances in Triple-A over 4 stints and went 2-0 with 6 saves and a 1.54 ERA (4 ER in 23.1 IP) ... 17 of 20 Tacoma outings were scoreless.
- Opened the season with 5 straight scoreless outings, between April 4 and 10 (4.0 IP), one of four stretches of 4+ scoreless appearances ... also fired 6 straight scoreless games from September 4 to 17 (6.0 IP), to open his fifth stint of the year in the big leagues.
- Earned his first Major League win on April 6 at Houston with a scoreless inning and 3 strikeouts, his third appearance of the season.
- Set a career-high in the Major Leagues by tossing 3.0 innings on August 27 at New York (AL) ... allowed 2 runs on 4 hits and 2 walks with 4 strikeouts, firing the final three innings in a 10-1 loss to the Yankees.

2016

- In his first year as a reliever, opened the season with the Jackson Generals (AA) and appeared in 43 Double-A games before his contract was selected by Seattle on August 27 and he finished the year with 16 games in the Major Leagues for the Mariners.
- Did not allow an earned run in 35 of 43 Double-A appearances with Jackson, pitching to a 1.91 ERA (12 ER in 56.2 IP) ... went 16-for-20 in save opportunities, tied 4th in the Southern League and 2nd among all Mariners Minor League pitchers ... named a Mariners MiLB Organization All-Star and a Southern League mid-season All-Star.
- Recorded the first two outs in the bottom of the 8th inning of the 2016 Southern League All-Star Game on June 21 at Trustmark Park in Pearl, MS ... pitched 0.2 innings and threw 8 of 9 pitches for a strike in a 5-1 win for the South All-Stars.
- Produced a career-best 17.0-inning scoreless streak over 13 outings between July 3 and August 11 ... allowed 8 hits in this span (.133 opponents' average) with 1 walk (0.53 WHIP) and 22 strikeouts ... did not allow a run in the month of July, or his first 3 appearances in August.
- Called straight up to Seattle from Double-A, made his Major League debut on August 27 at Chicago (AL) with a scoreless inning ... 14 of his 15 MLB appearances in 2016 were scoreless, with 1 total run allowed over 12.1 innings (0.73 ERA) ... allowed 11 hits and walked just 1 (0.97 WHIP), compared to 10 strikeouts.

2024 OMAHA STORM CHASERS

DAN ALTAVILLA (CONT.)

2015

- Spent the entire season with the Bakersfield Blaze (A+) where he went 6-12 with a 4.07 ERA (67 ER in 148.1 IP) and was named a California League Postseason All-Star.
- Led the California League in games started (28) and shutouts (1), while he ranked fourth in innings pitched and strikeouts (134) ... among qualified pitchers, was second in opponents' average (.246), sixth in ERA and sixth in WHIP (1.29).
- Tied a single-game career-high with 9 strikeouts on June 4 vs. Visalia (AZ)
- Threw a complete-game shutout on July 12 at Visalia, holding the Ramirez to 7 hits and 2 walks over 9.0 scoreless innings, with 6 strikeouts ... was his only scoreless start of the season, but one of 7 with fewer than 2 earned runs allowed.
- Pitched well on the road in a hitter-friendly league, with a 3.30 ERA (32 ER in 87.1 IP) over 16 starts away from Bakersfield, compared to a 5.16 ERA (35 ER in 61.0 IP) in 12 home starts.

2014

- Began his professional career with the Everett AquaSox (A-) and went 5-3 over 14 starts with a 4.36 ERA (32 ER in 66.0 IP).
- Did not pitch through 5.0 innings in his first 7 starts but finished at least 5.0 in each of his last seven, including 6 starts that lasted exactly 6.0 innings, with 5 quality starts in that span.

COLLEGE (2012-2014)

- Played collegately for three years at Mercyhurst College (PA.), where in 2014, he won the inaugural Brett Tomko Award given to NCAA Division II's Most Outstanding Pitcher ... also was the 2014 ABCA/Rawlings Division II National Pitcher of the Year.
- Was the highest drafted non-D1 college player in 2014 when Seattle selected him in the 5th round ... the highest drafted player out of the Pennsylvania State Athletic Conference since 1995 ... also became the highest draft pick in Mercyhurst History at 141st overall in the draft, passing David Lough, who the Kansas City Royals was selected in the 11th round of the 2007 MLB Draft.
- JUNIOR (2014):** Won nearly every major pitching award in the country ... in addition to winning the inaugural Brett Tomko Award and being named the ABCA/Rawlings National Pitcher of the Year, was also the Daktronics' Ron Lenz National Pitcher of the Year and a First Team All-American by three different organizations ... went 9-1 with a 1.23 ERA (11 ER in 80.1 IP), striking out a school-record 129 batters ... led all of Division II in shutouts (5) and strikeouts per nine innings (14.45) while tying for the national lead in strikeouts (129) ... ranked fifth in the country in earned run average (1.23) and seventh in the country in hits allowed per nine innings (5.38)

MISCELLANEOUS

- 2011:** Graduated from Elizabeth Forward (PA) High School.

CAREER PITCHING

YEAR	CLUB	+ REHAB ASSIGNMENT											O LEAGUE CHAMPIONS										
		W	L	ERA	G	GS	CG	SHO	SV	SVO	IP	H	R	ER	HR	HB	BB	SO	WHIP	AVG			
2014	Everett (A-)	5	3	4.36	14	14	0	0	0	0	66.0	74	36	32	7	4	32	66	1.61	.288			
2015	Bakersfield (A+)	6	12	4.07	28	28	1	1	0	0	148.1	138	82	67	11	7	53	134	1.29	.246			
2016	Jackson (AA) SEATTLE	7	3	1.91	43	0	0	0	16	20	56.2	40	15	12	3	3	22	65	1.09	.196			
2017	Tacoma (AAA) SEATTLE	2	0	1.54	20	0	0	0	6	7	23.1	17	4	1	0	1	15	36	1.37	.205			
2018	Arkansas (AA) + Tacoma (AAA) SEATTLE	0	0	0.00	1	0	0	0	0	0	1.0	0	0	0	0	0	0	0	0.00	.000			
2019	Everett (A-) + Arkansas (AA) Tacoma (AAA) SEATTLE	0	0	0.00	1	0	0	0	0	0	1.0	0	0	0	0	0	0	0	0.00	.000			
2020	SEATTLE SAN DIEGO	1	2	7.71	13	0	0	0	1	1	11.2	12	11	10	3	0	7	14	1.63	.255			
2021	SAN DIEGO	1	1	3.12	9	0	0	0	0	0	8.2	6	3	3	0	0	5	10	1.27	.200			
2022	SAN DIEGO	0	0	6.75	2	0	0	0	0	1	1.1	1	1	1	0	0	2	0.75	.200				
2023	FCL Red Sox (R) + Greenville (A+) + O	1	0	1.80	4	2	0	0	0	0	5.0	4	1	1	0	0	2	3	1.20	.222			
2023	Minor League Totals (6 Seasons)	8	7	4.03	119	0	0	0	1	10	116.0	93	59	52	16	4	60	129	1.32	.220			
2023	Minor League Totals (7 Seasons)	26	21	3.67	151	45	1	1	26	33	345.1	304	165	141	26	20	145	369	1.30	.226			

CAREER TRANSACTIONS

2014: Drafted by Seattle in the 5th round of the June Draft, signed 6/11 ... **2016:** Contract selected by Seattle, 8/27 ... **2018:** Placed on Seattle's 10-Day Injured List, 4/30 to 5/12 (Right AC joint inflammation) and 6/7 (Right elbow UCL strain) ... Transferred to the 60-Day IL, 7/31 to 8/29 ... **2019:** Placed on Seattle's 10-Day Injured List, 7/6 to 9/1 (Right forearm sprain) ... **2020:** Acquired by San Diego with RHP Austin Adams and C Austin Nola from Seattle for RHP Andres Muñoz, C Luis Torrens, OF Taylor Trammell and 3B Ty Franck, 8/31 ... **2021:** Placed on San Diego's 10-Day Injured List, 3/1 to 4/14 and 4/17, transferred to the 60-Day Injured List, 5/28 ... **2022:** Signed by Boston as a Minor League free agent, 3/30 ... placed on Worcester's 7-Day Injured List, 3/31 to 8/15 ... **2023:** Released by Boston, 8/15 ... Signed by Kansas City as a Minor League free agent, 12/7.

OPTION YEARS USED: 3/3

STORM CHASERS BY COLLEGE/UNIVERSITY

SCHOOL	PLAYER(S)	SCHOOL	PLAYER(S)
Arizona State University	Alec Marsh	Rice University	Tyler Duffey
Auburn University	Mason Barnett	Scottsdale Community College	Josh Taylor
Ball State University	CJ Alexander	Stanford University	Kris Bubic
Baylor University	Nick Loftin	State College of Florida, Manatee-Sarasota	CJ Alexander
Belmont Abbey College	Beck Way	Texas A&M University	Asa Lacy
Briham Young University	Ryan Brady	Texas Tech University	John McMillon
California State University, Sacramento	Sam Long	University of Alabama	TylerENTRY
Coastal Carolina University	Anthony Veneziano	University of Alabama at Birmingham	Peyton Wilson
College of Charleston	Evan Sisk	University of Arkansas	Tyler Tolbert
Colorado School of Mines	Walter Pennington	University of California, San Diego	Cayden Wallace
Creighton University	Ryan Fitzgerald	University of Central Arkansas	Jonah Dipoto
Dixie State University	Logan Porter	University of Connecticut	Noah Cameron
Eastern Illinois University	Will Klein	University of Georgia	Jacob Wallace
Elon University	Cam Devanney	University of Illinois	Tucker Bradley
Georgia College & State University	Josh Taylor	University of Iowa	Michael Massey
Illinois State University	John Rave	University of Iowa	Andrew Hoffmann
Iowa Western Community College	Tyler Cropley	University of Louisville	Tyler Cropley
John A. Logan College	Andrew Hoffmann	University of Memphis	Devin Mann
Louisiana State University	Austin Nola	University of Mississippi	Jonathan Bowlan
Louisiana State University, Eunice	Javier Vaz	University of Missouri	James McArthur
Lower Columbia College	Tyson Guerrero	University of Southern California	Josh Lester
Mercer University	Austin Cox	University of Virginia	Chandler Champlain
Mercyhurst University	Dan Altavilla	University of Washington	Daniel Lynch IV
North Carolina State University	Luca Tresh	Vanderbilt University	Noah Murdock
Northwest Florida State College	Beck Way	Virginia Military Institute	Tyson Guerrero
Northwestern Oklahoma State University	Logan Porter	Virginia Tech University	Javier Vaz
Oakland University	Mike Brosseau	Walters State Community College	Nate Eaton
Oregon State University	Andrew Hoffmann	Washington State University	Gavin Cross
Pennsylvania State University	Christian Chamberlain	Wichita State University	TylerENTRY
	Dante Biasi		Tyson Guerrero
			Keylan Killgore



MASON BARNETT



BATS RIGHT / THROWS RIGHT / HEIGHT 6'0" / WEIGHT 218 / MLB SERVICE 0.000



RIGHT-HANDED PITCHER

OPENING DAY AGE 23

BORN November 7, 2000 in Kennesaw, Georgia

RESIDES White, Georgia

MILB DEBUT August 23, 2022 (ACL Royals) 1.0 IP, 0 H, 0 ER, 0 K @ ACL Rangers

HIGH SCHOOL Cartersville High School (Cartersville, Georgia)

COLLEGE Auburn University (Auburn, Alabama)

ACQUIRED Selected by Kansas City in the 3rd round of the 2022 MLB Draft (87th OVERALL)

CAREER REVIEW

- Mason McLendon Barnett is entering his 3rd season in the Kansas City Royals organization, after being drafted in 2022 out of Auburn ... he split last season between High-A and Double-A and was recognized with the 2023 Paul Splittorff Award, given to the top pitcher in the organization.
- Barnett has mostly started in his career, with 24 of his 27 Minor League appearances being starts, including all 23 he made in 2023.
- Among Royals Minor League pitchers over the last two years with at least 120.0 innings pitched, his 3.08 ERA, .195 opponents' average and 1.12 WHIP are the best in the system, while a 0.37 HR/9 and 19.6% K-BB% rank second and a 29.8% K% ranks third.
- Enters 2024 ranked by MLB Pipeline as the No. 6 Royals prospect.
- Enters 2024 ranked by Baseball America as the No. 7 Royals prospect.

2023 HIGHLIGHTS

- In his second professional season, split the season between Quad Cities (A+) and NW Arkansas (AA) and combined to go 6-7 with a 3.30 ERA (42 ER in 114.2 IP) over 23 starts, with 50 walks and 137 strikeouts ... only allowed 5 home runs.
- Was the recipient of the 2023 Paul Splittorff Award, given to the top pitcher in the organization and recognized as Kansas City's High-A Pitcher of the Year with the River Bandits ... also named an MLB Pipeline Pitcher Prospect of the Year and a Royals MiLB.com Organization All-Star.
- Led all Royals Minor League pitchers with 137 strikeouts, ranked sixth with 23 starts and 114.2 innings pitched ... among 8 qualified pitchers in the system, ranked first in K/9 (10.75) and K-BB% (18.3%), while he ranked second in ERA and opponents' average (.208) and third in WHIP (1.19).
- Made 6 quality starts, all in High-A with the River Bandits ... threw 4 scoreless starts (1 with NWA) and never allowed more than 4 earned runs in any start ... threw a quality start in his season opener on April 11 at Cedar Rapids (MIN).
- Fired a career-best 15.0-scoreless inning streak from July 5 to August 1, including back-to-back scoreless starts on July 18 at Beloit (MIA) and July 25 vs. Lansing (OAK).
- Over his final 10 starts of the season, after the MLB All-Star break, went 4-2 with a 2.66 ERA (15 ER in 50.2 IP) with 61 strikeouts ... the first three of those starts were with Quad Cities, before earning a promotion to Double-A on August 2.
- In his Double-A debut on August 8 vs. Wichita (MIN), struck out 7 over 5.0 innings of 2-run ball but took the loss ... in his next two starts at Corpus Christi (HOU) on August 15 and 20, combined to throw 9.0 1-run innings with 12 strikeouts, 6 hits and 2 walks.

SEASON-BY-SEASON RUNDOWN

2022

- After being drafted by Kansas City in the third round of the 2022 Draft, started one game for the ACL Royals (R) before pitching three games with Columbia (A) to finish the season.
- Between the two levels, combined to pitched in 4 games (1 start) with 8.0 hits AND scoreless innings ... did not allow a hit or run, with 1 walk, 1 hit batter and 12 strikeouts ... threw to a 0.13 WHIP and 13.5 K/9.
- Across each of his three relief appearances with the Fireflies, threw at least 2.0 innings ... ended his season with 5 strikeouts over 3.0 innings on September 10 vs. Charleston.

CAREER PITCHING

YEAR	CLUB	W	L	ERA	G	GS	CG	SHO	SV	SVO	IP	H	R	ER	HR	HB	BB	SO	WHIP	AVG
2022	ACL Royals (R)	0	0	0.00	1	1	0	0	0	0	1.0	0	0	0	0	0	0	1	0.00	.288
	Columbia (A)	1	0	0.00	3	0	0	0	0	0	7.0	0	0	0	0	1	11	0.14	.242	
2023	Quad Cities (A+)	4	6	3.18	16	16	0	0	0	0	82.0	59	33	29	3	6	38	94	1.18	.222
	NW Arkansas (AA)	2	1	3.58	7	7	0	0	0	0	32.2	27	13	13	2	1	12	43	1.19	.167
MINOR LEAGUE TOTALS (2 SEASONS)		7	7	3.08	27	24	0	0	0	0	122.2	86	46	42	5	8	51	149	1.12	.197

CAREER TRANSACTIONS

2022: Drafted by Kansas City in the 3rd round of the July Draft, signed 7/24.

OPTION YEARS USED: 0/3

AWARDS & HONORS

- 2023 Paul Splittorff Minor League Pitcher of the Year
- 2023 Pitcher of the Year, Quad Cities River Bandits (A+)
- 2023 Baseball America Royals Minor League Player Of The Year
- 2023 MLB Pipeline Pitching Prospects of the Year
- 2023 MiLB.com Organization All Star, RHP (QC/NWA)

CAREER HIGHS

INNINGS: 7.0 (2x) – Last: 8/1/23 @ Peoria
 STRIKEOUTS: 10 – 7/25/23 vs. Lansing
 WALKS: 4 (4x) – Last: 6/14/23 @ Beloit
 HITS: 7 – 6/7/23 vs. Fort Wayne
 EARNED RUNS: 4 (3x) – Last: 9/7/23 @ Frisco
 HOME RUNS: 1 (5x) – Last: 9/7/23 @ Frisco
 PITCHES THROWN: 91 – 8/1/23 @ Peoria

SCORELESS STREAK: 15.0 IP – 7/5/23 to 8/1/23
 HOMERLESS STREAK: 29.2 IP – 8/23/22 to 4/30/23



COLLEGE (2020-2022)

- Pitched collegiately at the Auburn University for three seasons, where he posted a 4.69 ERA (58 ER in 111.1 IP) with 142 strikeouts across 41 games (20 starts) for the Tigers (Southeastern Conference), named to the SEC Academic Honor Roll all three years on campus ... helped lead Auburn to the 2022 College World Series, the school's sixth appearance in Omaha and second in three seasons.
- JUNIOR (2022): Made 19 appearances (14 starts) and went 3-3 with a 4.38 ERA ... was second on the team with 83 strikeouts in 63.2 innings and third in ERA ... Auburn went 10-4 in games he started ... threw 5.1 scoreless innings with 10 strikeouts on June 5 vs. UCLA and was named to the Auburn Regional All-Tournament Team ... started the team's third College World Series game against Arkansas on June 21, with 4 strikeouts in 2.2 innings.
- SOPHOMORE (2021): Made 16 appearances (6 starts) and went 2-4 with a 5.40 ERA and 43 strikeouts ... got the save in a 2-1 win at No. 1 Arkansas (April 1), the Tigers' first win in Fayetteville since 2014.
- FRESHMAN (2020): Made 6 relief appearances and led the team with 6 games finished ... finished 3 of the team's 5 shutouts and struck out 16 batters to 3 walks in 7.2 innings of work.
- Spent the summer of 2021 with the Brewer Whitecaps in the Cape Cod League, where he made 5 starts and went 1-1 with a 4.95 ERA (11 ER in 20.0 IP) ... was teammates with Kansas City's 2021 1st round draft pick, Gavin Cross.

MISCELLANEOUS

- 2019: Graduated from Cartersville High School, where he was rated by Perfect Game as the No. 155 overall player in the 2019 class ... went 8-2 with a 1.29 ERA and struck out 68 batters in 49.0 innings as a junior and hit .368 with 11 doubles, three triples, one home run and 31 RBI ... member of the National Honor Society and National Beta Club.



DANTE BIASI

bee-YAZ-ee



BATS LEFT

THROWS LEFT

HEIGHT 6'0"

WEIGHT 205

MLB SERVICE 0.000



LEFT-HANDED PITCHER

OPENING DAY AGE 26

BORN December 4, 1997 in Wilkes-Barre, Pennsylvania

RESIDES Hazleton, Pennsylvania

MILB DEBUT June 24, 2019 (Burlington) 2.0 IP, 0 H, 0 ER, 4 K vs Kingsport

HIGH SCHOOL Hazleton High School (Hazleton, Pennsylvania)

COLLEGE Pennsylvania State University (State College, Pennsylvania)

ACQUIRED Selected by Kansas City in the 6th round of the 2019 MLB Draft (169th OVERALL)

CAREER REVIEW

- ♣ **Dante Michael Biasi** is entering his 5th season in the Kansas City Royals organization, after being drafted out of Penn State in 2019.
- ♣ Has mostly pitched out of the bullpen in his professional career, with 65 relief outings, compared to 24 starts over four seasons ... has a 3.95 ERA (65 ER in 147.2 IP) as a reliever, compared to a 3.99 ERA (42 ER in 94.2 IP) as a starter.
- ♣ 42 of his 65 career relief appearances have lasted 2.0 innings or longer, throwing as many as 5.0 innings of relief.

2023 HIGHLIGHTS

- ♣ For the second straight season, spent the entire year at NW Arkansas (AA), where he pitched in 36 games (3 starts) with a 4-4 record and 4.43 ERA (34 ER in 69.0 IP).
- ♣ Ranked third on the Naturals pitching staff in games pitched and was tied third in strikeouts (77), while tied fourth in wins and tied sixth in innings pitched.
- ♣ Had a strong start to the season, with a 1.98 ERA (6 ER in 27.1 IP) over 15 appearances between April and May ... struggled during the summer, with a 6.88 ERA (27 ER in 35.1 IP) between June and July ... only allowed 1 earned run (6 unearned runs) over his last 5 outings, between August 30 and September 16 (1.08 ERA in 8.1 IP).
- ♣ Produced four perfect outings on the mound, including 2.2 innings on April 27 @ San Antonio, where he struck out 3 and retired all 8 batters faced.
- ♣ Threw a season-high 4.0 innings twice, including four scoreless innings on July 16 @ San Antonio with 2 hits and 1 walk ... was his second of three starts in 2023.

SEASON-BY-SEASON RUNDOWN

2022

- ♣ Spent the entire year with NW Arkansas (AA) and appeared in 22 games (15 starts), going 6-5 with a 4.09 ERA (38 ER in 83.2 IP).
- ♣ As a starter, went 3-5 with a 3.94 ERA (28 ER in 64.0 IP) compared to a 3-0 record and 4.58 ERA (10 ER in 19.2 IP) as a reliever.
- ♣ His first two appearances of the season came in relief, piggybacking LHP **Asa Lacy** ... made his first start of the season on April 23 at Frisco (TEX) in a spot start for Lacy, who was scratched before the game ... threw 4.0 scoreless to outduel top Rangers pitching prospect **Jack Leiter**.
- ♣ Made two more starts before transitioning back to bullpen in May, but after four relief appearances, returned to the rotation on June 2 vs Corpus Christi (HOU) with 5.0 scoreless innings and just 1 hit.
- ♣ Made 6 scoreless appearances, including 4 of his starts ... 7 of 15 starts lasted exactly 5.0 innings, tying a career-high ... struck out career-high 9 over 4.2 innings June 28 at Amarillo (AZ).
- ♣ Named the Texas League's Pitcher of the Week for the week of July 25 through July 31, after throwing 5.0 scoreless innings on July 27 at Wichita (MIN) with just 1 hit allowed and 5 strikeouts.
- ♣ Was placed on NWA's Development List on August 23, where he ended the season ... did not appear in the last 29 games of the season for the Naturals.

2021

- ♣ Spent the entire season with Quad Cities (A+), going 5-2 with two saves across 24 games (six starts) with a 3.77 ERA (30 ER in 71.2 IP) and 84 strikeouts.
- ♣ Pitched out of the bullpen over his first 16 appearances of the year, then made starts for 6 of his last 8 outings, including four straight to end the year (August 26 to September 19).
- ♣ Pitched his best month of the season in July, producing a 1.50 ERA (3 ER in 18.0 IP) with 23 strikeouts over 7 outings ... all 4 runs (3 earned) came in the same outing, on July 11 at Wisconsin (MIL) ... the other six appearances represented 6 of 10 scoreless outings in his season.
- ♣ Struck out at least two batters in 22 of 24 games, including five games with 5+ strikeouts.

CAREER PITCHING

LEAGUE CHAMPIONS

YEAR	CLUB	W	L	ERA	G	GS	CG	SHO	SV	SVO	IP	H	R	ER	HR	HB	BB	SO	WHIP	AVG
2019	Burlington (R)	1	0	2.50	7	0	0	0	0	0	18.0	13	5	5	3	1	3	24	0.89	.200
2020											Did not play (no minor league season)									
2021	Quad Cities (A+)	5	2	3.77	24	6	0	0	2	2	71.2	53	35	30	9	5	33	84	1.20	.203
2022	NW Arkansas (AA)	6	5	4.09	22	15	0	0	0	0	83.2	72	41	38	7	6	54	86	1.51	.236
2023	NW Arkansas (AA)	4	4	4.43	36	3	0	0	2	3	69.0	56	43	34	12	4	52	77	1.57	.222
MINOR LEAGUE TOTALS (4 SEASONS)		16	11	3.97	89	24	0	0	4	5	242.1	194	124	107	31	16	142	271	1.39	.220

CAREER TRANSACTIONS

OPTION YEARS USED: 0/3

2019: Drafted by Kansas City in the 6th round of the June Draft, signed 6/16.

CAREER HIGHS

INNINGS: 5.0 (8x) – Last: 8/2/22 vs. Tulsa
STRIKEOUTS: 9 – 6/28/22 @ Amarillo
WALKS: 5 (2x) – Last: 7/12/22 @ Corpus Christi
HITS: 6 (3x) – Last: 8/2/22 vs. Tulsa
EARNED RUNS: 6 – 8/17/22 vs. San Antonio
HOME RUNS: 3 – 5/25/21 @ Dayton
PITCHES THROWN: 101 – 7/17/22 @ Corpus Christi

SCORELESS STREAK: 16.0 IP – 7/15/21 to 8/3/21
HOMERLESS STREAK: 31.1 IP – 6/21/22 to 8/2/22



- ♣ While he threw more innings out of the bullpen, his splits as a starter and reliever were not far apart ... across 6 starts, he went 0-1 with a 3.92 ERA (9 ER in 20.2 IP) with 23 strikeouts (10.02 K/9), 4 walks (5.75 K/BB) and a .215 opponents' average ... in 18 relief outings, he went 5-1 with a 3.71 ERA (21 ER in 51.0 IP) with 61 strikeouts (10.76 K/9), 29 walks (2.10 K/BB) and a .198 opponents' average.
- ♣ Started Game 3 of the High-A Central Championship Series on September 24 vs. Cedar Rapids (MIN) ... took the loss, allowing 2 runs on 5 hits in 2.2 innings, while striking out 5 in what was a 8-4 loss to theernels at home.

2019

- ♣ After being drafted, was assigned to Burlington (R) in the Appalachian League, where he pitched in 7 games out of the bullpen and went 1-0 with a 2.50 ERA (5 ER in 18.0 IP) and 3 walks to 24 strikeouts (8/0 K/BB).
- ♣ Pitched 2.0 scoreless innings in his pro debut on June 24 vs. Kingsport (NYM), then earned his first win two appearances later on July 7 at Danville (ATL), striking out 5 over 2.2 innings.
- ♣ Ended his season with back-to-back scoreless outings over 5.0 innings ... threw 3.0 perfect innings on July 26 at Princeton (TB) and 2.0 scoreless frames with 4 strikeouts on August 2 at Kingsport ... did not appear in Burlington's last 25 games of the season.

COLLEGE (2017-19)

- ♣ Attended Pennsylvania State University, where he was a vital member of the Nittany Lions (Big Ten) starting rotation his last two years on campus after redshirting his first year ... across 28 games (2 starts), went 6-12 with a 3.76 ERA (57 ER in 136.1 IP) while striking out 153 and walking just 69.
- ♣ **RS-SOPHOMORE (2019):** Pitched in 14 games (all starts) and cut his earned run average by more than half, dropping to 2.55 ERA (21 ER in 74.0 IP), while doubling his strikeout total exactly to 102 strikeouts while walking fewer batters as well (33).
- ♣ **RS-FRESHMAN (2018):** Pitched in 14 games (13 starts) with a 5.20 ERA (36 ER in 62.1 IP) and 51 strikeouts ... tied for the team lead with 3 wins, while second on the club in ERA, innings pitched, starts and strikeouts.
- ♣ **FRESHMAN (2017):** Missed the entire season due to injury.

MISCELLANEOUS

- ♣ **2016:** Graduated from Hazleton Area High School (Pa.), where he earned two letters for baseball as a pitcher and first baseman ... was rated as the fifth-best player in Pennsylvania, 26th-best LHP nationally and No. 241 overall by Perfect Game ... as a senior, was the captain of both the baseball and basketball teams.
- ♣ Was drafted out of high school by the Chicago Cubs in the 22nd round of the 2016 MLB Draft but elected to attend Penn State.
- ♣ His brother, **Sal Biasi**, also played baseball at Penn State and was drafted by the Royals in the 11th round in 2017, a *Baseball America* Rookie All-Star in 2017 with Burlington (R) ... Sal was traded by Kansas City to Milwaukee in August 2018, then dealt to Seattle in April 2019, released by the Mariners in 2020 and signed by the White Sox in February 2021, but released in August 2021 and has not pitched since.



DAIRON BLANCO

DYE-rone



BATS RIGHT / THROWS RIGHT / HEIGHT 5'11" / WEIGHT 200 / MLB SERVICE 0.132

OUTFIELDER

OPENING DAY AGE 30
 BORN April 26, 1993 in Florida, Cuba
 RESIDES Miami, Florida

MILB DEBUT May 5, 2018 (Stockton) 0-for-4, 2 K vs. Lake Elsinore **MLB DEBUT** May 20, 2022 (Kansas City) 1-for-2 vs. Minnesota
SIGNED December 18, 2017 – Signed by Oakland as an international free agent

ACQUIRED July 27, 2019 – Traded from Oakland with Ismael Aquino to Kansas City in exchange for Jake Diekmann

CAREER REVIEW

- **Dairon Blanco Lamadrid** is entering his 5th season in the Kansas City Royals organization, his 7th year as a professional after being signed as an International free agent by Oakland in 2018 and traded to Kansas City in 2019 ... he's spent parts of the last three seasons in Triple-A Omaha, totaling 194 games with the Storm Chasers.
- Since he reached Triple-A in 2021, Blanco's 203 hits, 144 singles and 101 stolen bases with Omaha are all the most of any Storm Chaser player over the last three years.
- Blanco's 101 steals with the Chasers rank as the third-most of any player in Triple-A Omaha franchise history, ranking 38 behind the all-time career leader **Gary Thurman's** 139 ... his .303 lifetime average is tied for the 15th-best among qualified hitters in Omaha history (min. 500 plate appearances).

2023 HIGHLIGHTS

- Opened the season with Omaha and went 7-for-14 in the opening weekend series at Indianapolis with 3 steals ... after slashing .260/.349/.356 (19-for-73) in his first 21 games, slashed .410/.508.520 (41-for-100) across 25 games in May and June.
- Stole 22 bases across 20 big games in May, then had 12 steals over 9 games in June before his call-up to the big leagues ... stole 10 bases in a 4-game stretch, June 7-10 at Indianapolis ... in his 49th game of the season, 3 steals on 6/10 @ IND broke the Chasers-era single-season steals record he set in 2022 with 45 steals (in 107 games).
- Had his contract selected by the Royals on June 12 and finished the year with Kansas City, playing 69 Major League games ... made 37 starts for Kansas City across all three outfield positions, did not make an error over 356.2 innings with 2 outfield assists.
- Went 24-for-29 in steal attempts for the Royals, with 6 multi-steal games ... 71 steals between Omaha and Kansas City ranked 5th among all MiLB and MLB players.

SEASON-BY-SEASON RUNDOWN

2022

- Played 107 games for Omaha (AAA) but also appeared in five games with Kansas City from May 19 to June 3 ... slashed .301/.367/.486 (110-for-366) for the Storm Chasers and led Omaha in batting average while stealing 45 bases in Triple-A, which set a Storm Chasers' single-season record, previously held by **Jarrod Dyson's** 38 in 2011.
- Royals selected his contract on May 19, made his Major League debut on May 20 against the Twins at Kauffman Stadium as the starting center fielder ... played five games before being designated for assignment, then sent outright to Omaha on June 7.
- In 107 Triple-A games, ranked among International League leaders in steals (45, 1st), average (.410) and OPS (.853, 8th) ... ranked second in steals among Royals Minor Leaguers, trailing only Tyler Tolbert (60 with Quad Cities) for the second straight season.
- Had hits in 19 of 23 games in September, slashed .436/.480/.649 (49-for-94) with 12 extra-base hits, 23 runs batted in and 11 stolen bases ... in September, ranked among league leaders in average (1st), on-base percentage (1st), hits (1st), slugging percentage (2nd), OPS (1.129, 2nd), total bases (61, 2nd) and steals (11-3rd).

2021

- Split the season between NW Arkansas (AA) and Omaha (AAA) and slashed a combined .277/.350/.441 (117-for-422) across 117 games with a career-best 41 stolen bases, while hitting 14 home runs and driving in 53 runs.
- His 41 steals ranked 12th in MiLB and second in the Royals organization, behind Tyler Tolbert (55) ... despite being promoted to Triple-A in mid-August, his 32 steals with the Naturals ranked fourth in the Double-A Central at the end of the season.

CAREER BATTING

YEAR	CLUB	AVG	G	AB	R	H	TB	2B	3B	HR	RBI	BB	IBB	SO	SB	CS	OBP	SLG	OPS	
2018	Stockton (A+)	.291	82	313	39	91	127	13	10	1	37	25	0	66	2	2	.342	.406	.748	
2019	Midland (AA)	.276	78	301	57	83	141	13	12	7	44	29	0	95	27	7	.342	.468	.810	
	NW Arkansas (AA)	.230	32	126	10	29	38	7	1	0	5	8	0	42	6	6	.281	.302	.583	
2020		Did not play (no minor league season)																		
2021	NW Arkansas (AA)	.289	79	291	62	84	132	11	5	9	38	25	0	64	32	9	.360	.454	.814	
	Omaha (AAA)	.252	38	131	21	33	54	6	0	5	15	11	0	31	9	5	.329	.412	.741	
2022	Omaha (AAA)	.301	107	366	63	110	178	20	3	14	61	35	0	98	45	7	.367	.486	.853	
	KANSAS CITY	.286	5	7	1	2	2	0	0	0	2	0	0	4	1	0	.286	.286	.572	
2023	Omaha (AAA)	.347	49	173	37	60	78	7	1	3	19	22	0	35	47	6	.444	.451	.895	
	KANSAS CITY	.258	69	124	19	32	56	7	4	3	18	10	0	33	24	5	.324	.452	.776	
	MAJOR LEAGUE TOTALS (2 SEASONS)	.260	74	131	20	58	34	7	4	3	20	10	0	37	25	5	.322	.443	.765	
	MINOR LEAGUE TOTALS (5 SEASONS)	.288	465	1,701	289	748	490	77	32	39	219	155	0	431	188	42	.356	.440	.796	

LEAGUE CHAMPIONS

MISCELLANEOUS

- Left Cuba in May 2016 at 23 years old to pursue a Major League career, after playing 250 games across four seasons for Gananeros de Camaguey in the Cuban National Series.

CAREER TRANSACTIONS

2017: Signed by Oakland as an international free agent, 12/18 ... 2018: Placed on Stockton's 7-Day Injured List, 7/20 to 9/15 ... 2019: Acquired by Kansas City with RHP **Ismael Aquino** from Oakland for LHP **Jake Diekmann**, 7/27 ... 2022: Contract selected by Kansas City, 5/19 ... Designated for assignment by Kansas City, 6/3 ... sent outright to Omaha, 6/7 ... 2023: Contract selected by Kansas City, 6/12.

OPTION YEARS USED: 0/3



JONATHAN BOWLIN

boh-lin



STORM CHASERS ORGANIZATION

2024 OMAHA STORM CHASERS

2023 SEASON IN REVIEW

PLAYER & COACH DATABASE

HISTORY & RECORDS

INTERNATIONAL LEAGUE

ROYALS ORGANIZATION

GENERAL INFORMATION

BATS RIGHT / THROWS RIGHT / HEIGHT 6'6" / WEIGHT 240 / MLB SERVICE 0.013

OPENING DAY AGE 27

BORN December 1, 1996 in Arlington, Tennessee
RESIDES Arlington, Tennessee

MLB DEBUT June 19, 2018 (Idaho Falls) 3.0 IP, 4 H, 2 ER, 1 K @ Grand Junction
MLB DEBUT September 27, 2023 (Kansas City) 2.0 IP, 3 H, 1 ER, 2 K @ Detroit

HIGH SCHOOL Bartlett High School (Bartlett, Tennessee)
COLLEGE University of Memphis (Memphis, Tennessee)

ACQUIRED Selected by Kansas City in the 2nd round of the 2018 MLB Draft (58th OVERALL)

CAREER REVIEW

- Jonathan Bowlin is entering his 6th season in the Kansas City Royals organization, after being drafted in 2018 out of the University of Memphis... he reached Triple-A for the first time in June 2023 before making his Major League debut in September.
- The vast majority of Bowlin's career has been spent as a starting pitcher, with 75 of his 82 professional outings as a starter (336.2 of 365.1 career innings).
- Over his first three Minor League seasons, went 14-9 with a 3.68 ERA (81 ER in 198.0 IP) with 198 strikeouts... since undergoing Tommy John surgery in June 2021, has gone 8-15 with a 5.91 ERA (108 ER in 164.1 IP) and 167 strikeouts.
- Enters 2024 ranked by *Baseball America* as the No. 19 Royals prospect.

2023 HIGHLIGHTS

- After opening the year at NW Arkansas (AA), Bowlin earned a promotion to Omaha on June 20 and made 14 appearances (12 starts) for the Storm Chasers, before earning his first big league call-up on September 19.
- Omaha was 5-7 in games Bowlin started, 5-0 when he got multiple runs of support... he earned a decision in his first seven appearances with Omaha (3 W, 3 L, 1 SV).
- Having not pitched into the 6th inning in over two years, did so in five of his final seven outings with Omaha... three of his last four starts with the Chasers were quality starts - 8/30 vs. LOU (6.0 IP, 1 ER), 9/5 @ IOW (6.0 IP, 2 ER) & 9/16 vs. IND (6.0 IP, 2 ER).
- 669 days after being added to the 40-man roster (on 11/19/21), was called up by the Royals for the first time on September 19 and made his Major League debut 8 days later on September 27 at DET as KC's opener, his first of two MLB outings... struck out **Parker Meadows** to begin the game and allowed a solo home run to **Miguel Cabrera** in the 2nd inning, Miggy's final MLB homer.

SEASON-BY-SEASON RUNDOWN

2022

- After undergoing Tommy John Surgery in 2021, returned to the mound June 17 in the Arizona Complex League and made seven starts with the ACL Royals (R), one start with Quad Cities (A+) and finished the year with NW Arkansas (AA) for his final nine starts.
- Was named Texas League Pitcher of the Week for the week of August 22 to 28, after throwing 5.0 scoreless innings on August 28 vs. Springfield (STL) and allowing just two hits with two strikeouts to earn his first win of 2022 with the Naturals.
- After allowing two home runs in each of his first two starts, allowed three homers over his last seven starts... 10 of 33 runs (30%) allowed with NWA came on home runs.

2021

- Began the season with NW Arkansas (AA) and started four games for the Naturals, going 2-0 with a 1.59 ERA (3 ER in 17.0 IP).
- Pitched at least 5.0 innings with at least six strikeouts each of his first three starts, with a career-high 10 strikeouts in his Double-A debut in the Naturals' second game of the season, May 5 @ Arkansas (SEA).
- Left his start May 23 @ Springfield (STL) after striking out two and throwing 10 pitches... missed the rest of the season after undergoing Tommy John surgery on June 1.

2020

- Was a late addition to the Royals' Alternate Training Site in Kansas City and participated in the Royals' postseason camp/instructional league at Kauffman Stadium in October.

CAREER PITCHING

YEAR	CLUB	W	L	ERA	G	GS	CG	SHO	SV	SVO	IP	H	R	ER	HR	HB	BB	SO	WHIP	AVG
2018	Idaho Falls (R)	1	4	6.94	9	9	0	0	0	0	35.0	51	30	27	6	0	9	23	1.71	.329
2019	Lexington (A+)	6	2	3.36	13	11	0	0	1	1	69.2	55	30	26	4	8	10	74	0.93	.216
	Wilmington (A+)	5	3	2.95	13	12	1	1	0	0	76.1	66	25	25	5	0	13	76	1.03	.237
2020	Did not play (no minor league season)																			
2021	NW Arkansas (AA)	2	0	1.59	4	4	0	0	0	0	17.0	13	3	3	0	0	3	25	0.94	.206
2022	ACL Royals (R)	0	1	5.12	7	7	0	0	0	0	19.1	29	11	11	1	1	4	26	1.71	.354
	Quad Cities (A+)	0	0	0.00	1	1	0	0	0	0	4.0	6	0	0	0	0	1	6	1.75	.333
	NW Arkansas (AA)	1	3	6.92	9	9	0	0	0	0	39.0	51	33	30	7	4	17	30	1.74	.317
2023	NW Arkansas (AA)	1	5	7.20	10	9	0	0	0	0	35.0	44	30	28	7	3	13	47	1.63	.301
	Omaha (AAA)	6	6	5.24	14	12	0	0	1	1	67.0	72	40	39	12	0	32	58	1.55	.275
	KANSAS CITY	0	1	3.00	2	1	0	0	0	0	3.0	5	1	1	1	0	0	3	1.67	.357
	MAJOR LEAGUE TOTALS (1 SEASON)	0	1	3.00	2	1	0	0	0	0	3.0	5	1	1	1	0	0	3	1.67	.357
	MINOR LEAGUE TOTALS (5 SEASONS)	22	24	4.69	80	74	1	1	2	2	362.1	387	202	189	42	16	102	365	1.35	.273

REHAB ASSIGNMENT

LEAGUE CHAMPIONS

CAREER TRANSACTIONS

OPTION YEARS USED: 2/3

2018: Drafted by Kansas City in the 2nd round of the June Draft, signed 6/10... 2021: Placed on Northwest Arkansas' 7-Day Injured List, 5/25... Transferred to the 60-Day Injured List, 6/3 to 11/6... Contract selected by Kansas City, 11/19... 2022: Placed on Northwest Arkansas' 7-Day Injured List, 4/8 to 7/17... 2023: Placed on Northwest Arkansas' 7-Day Injured List, 4/21 to 5/11.



TUCKER BRADLEY



BATS LEFT / THROWS LEFT / HEIGHT 5'9" / WEIGHT 205 / MLB SERVICE 0.000



OUTFIELDER

OPENING DAY AGE 26

BORN May 6, 1998 in Chickamauga, Georgia
RESIDES Chickamauga, Georgia

MILB DEBUT May 6, 2021 (Columbia): 1-for-4 @ Augusta
HIGH SCHOOL Gordon Lee High School (Chickamauga, Georgia)
COLLEGE University of Georgia (Athens, Georgia)
ACQUIRED June 23, 2020 – Signed by Kansas City as a Non-drafted free agent

CAREER REVIEW

- **Tucker Wade Bradley** is entering his 4th season in the Kansas City Royals organization after being signed as a Non-drafted free agent by Kansas City in 2020 ... he made his Triple-A debut with the Storm Chasers at the start of the 2023 season and played 69 games for Omaha.
- Since he made his professional debut in 2021, Bradley's 63 doubles are the most of any Royals hitter in the Minors over the last three years ... his 12 triples rank third, while 294 hits are the fifth-most and 300 games played sit sixth in the organization.
- Has seen time at all three outfield positions in his Minor League career, though the bulk of his playing time has come in left field (156.0 innings), with games in center field (60.2 innings), right field (501.2 innings) and first base (5.0 innings) too.

2023 HIGHLIGHTS

- Opened the season with Omaha and played 69 games for the Storm Chasers, before being transferred to NW Arkansas (AA) on August 15, where he finished the season.
- Went 3-for-4 in his Triple-A debut on March 31 @ Indianapolis (PIT), with a double, run batted in and walk ... after collecting hits in just 10 of his first 24 games with Omaha (42%), had hits in 29 of his last 45 games (64%) with Omaha.
- Responsible for the first of Omaha's four pinch-hits in 2023, a 2-run double in win on April 14 @ Iowa ... had three runs batted in as a pinch-hitter for the Chasers.
- Offered his best offensive month in June, with a .367/.475/.531 slashline (18-for-49) over 17 games, with 13 runs batted in ... had four straight 2-hit games, June 17 to 23.
- Hit .301 (28-for-93) with a .828 OPS over 27 games in Double-A with NWA to end the year ... collected nine XBH (three home runs) and drove in 19 runs ... produced the first 5-hit game of his career on September 14 vs. Arkansas (SEA), going 5-for-5 with four singles, 1 double and three RBI in a 12-3 Natural9 win over the Travelers.

SEASON-BY-SEASON RUNDOWN

- Spent the entire season with NW Arkansas (AA) and slashed .293/.382/.455 (116-for-396) over 100 games with 37 extra-base hits (22 doubles, three triples, 12 home runs) and 19 steals ... after playing in 88% of the team's first 125 games, missed the last 12, placed on the Injured List on September 8 through the end of the season.
- Led qualified Natural9 hitters (min. 372 plate appearances) in batting average (.293), on-base percentage (.382), slugging percentage (.455) and OPS (.837) ... also led NW Arkansas in hits (116) and tied for the team lead in triples (three).
- Ranked 3rd among Kansas City's Minor League hitters in on-base percentage, 5th in average, 6th in hits, 8th in OPS, 8th in total bases (180), tied 8th in runs scored (73) and 9th in slugging percentage ... ranked 8th in the Texas League in on-base percentage and 10th in OPS ... his OPS ranked 14th among all qualified Double-A players.
- Reached base at least once in 90 of the 109 games he played (82.57%) and reached base multiple times 56 times ... had hits in 76 of 109 games and a team-best 33 multi-hit games, with 17 multi-run games and 11 multi-RBI games.
- After making his first start in the third game of the season on April 10, his batting average dipped below .280 just twice, while staying above .290 for over three-quarters of the season.
- Hit the first grand slam of his professional career on April 23 @ Frisco (TEX), then added another on May 13 vs. Wichita (MIN), the seventh player in Natural9 history to hit two grand slams in the same regular season, just the third to hit both within the span of a month.
- Reached base at least twice in seven straight games from July 26 to August 2 and hit .458 (11-for-24) in that span with eight walks and a 1.219 OPS.
- His seven outfield assists ranked second on the Natural9 behind Tyler Gentry's nine, with six coming in left field, which tied for the most by any Natural9 at one outfield position (**John Rave**, six in CF ... **Seuly Matias**, six in RF).

CAREER HIGHS

HITS: 5 – 9/14/23 vs. Arkansas
RUNS: 3 (16x) – Last: 4/8/23 vs. Toledo
DOUBLES: 2 (5x) – Last: 7/23/23 vs. St. Paul
HOME RUNS: 2 – 8/10/21 vs. Beloit
RUNS BATTED IN: 5 – 6/24/21 @ Beloit
WALKS: 3 (3x) – Last: 9/3/22 @ Tulsa
STEALS: 3 – 7/9/22 vs. Tulsa

HIT STREAK: 8 Games – 7/14/2021 to 7/24/2021
ON-BASE STREAK: 13 Games – 8/17/2023 to 9/1/2023



2021

- Began his professional career splitting the year between Columbia (A) and Quad Cities (A+) ... combined to slash .285/.380/.427 (94-for-330) with 30 extra-base hits (19 doubles, five triples and five home runs) and 45 runs batted in.
- Only played in eight games for the Fireflies, hitting .348 (8-for-23) before getting called up to the River Bandits on May 20, where he played the rest of the season.
- Ranked among organizational leaders in several key offensive categories ... among qualified Royals Minor League hitters, his .380 on-base percentage placed 4th, while his .285 average and .807 OPS each ranked 8th ... five triples ranked tied for 4th in the organization, four of which came in the month of June.
- Produced his first career two-homer game on August 10 vs. Beloit (MA), going 3-for-4 with a double and solo shots in the third and fourth innings, his first two plate appearances of the day.

2020

- After the 2020 MLB Draft was shortened to just five rounds, signed as a non-drafted free agent with Kansas City Royals on 6/14, three days after the draft concluded.

COLLEGE (2017-2020)

- Graduated from the University of Georgia, where he finished his collegiate career slashing .317/.384/.412 (143-for-451) in 125 games with 14 doubles, 9 home runs and 62 RBI across all three outfield positions.
- **Redshirt Junior (2020):** In 18 games, hit .397 (25-for-63) including six home runs, 23 runs batted in, and eight stolen bases, before Georgia's 2020 season was suspended due to the coronavirus outbreak ... over three relief appearances, pitched 4.1 scoreless innings in the mound ... helped lead the Bulldogs to a 14-4 record, as Georgia finished ranked as high as No. 2 (USA TODAY Sports Top 25) in the national polls.
- **Junior (2019):** In the opening three-game series against Dayton, suffered a shoulder injury while diving to make a catch, ending his season after three games.
- **Sophomore (2018):** Hit .300 (67-for-223) across 54 games (53 starts), leading the team with 12 steals ... collected 22 multiple-hit games and a 14-game hitting streak.
- **Freshman (2017):** Led the team with a .314 average (49-for-156) and played in 44 games (41 starts) ... also made seven relief appearances in February and March, going 0-0, 3.52 ERA and one save in 7.21 innings with eight walks and 11 strikeouts.

MISCELLANEOUS

- **2016:** Graduated from Gordon Lee High School (Georgia), where he lettered all four years as a pitcher and outfielder ... named first team All-State and selected to play in the Georgia Senior All-State game ... 2016 Walker County Player of the Year, led the county in nine different offensive categories.
- Appeared in *Sports Illustrated's* "Faces In The Crowd" after memorable Senior Night performance against rival Darlington ... tossed a complete game with no walks and seven strikeouts, hitting the cycle in order with 6 RBI.

CAREER BATTING

LEAGUE CHAMPIONS

YEAR	CLUB	AVG	G	AB	R	H	TB	2B	3B	HR	RBI	BB	IBB	SO	SB	CS	OBP	SLG	OPS
2020																			
2021	Columbia (A)	.348	8	23	2	8	9	1	0	0	3	4	0	3	3	1	.500	.391	.891
	Quad Cities (A+)	.280	86	307	53	86	132	18	5	6	42	42	0	77	9	1	.370	.430	.800
2022	NW Arkansas (AA)	.293	110	396	73	116	180	22	3	12	53	55	2	84	19	6	.382	.455	.837
2023	NW Arkansas (AA)	.301	27	93	12	28	44	5	1	3	19	10	0	24	1	0	.355	.473	.828
	Omaha (AAA)	.267	69	210	37	56	91	17	3	4	36	33	0	52	10	4	.366	.433	.799
MINOR LEAGUE TOTALS (3 SEASONS)		.286	300	1,029	177	456	294	63	12	25	153	144	2	240	42	12	.376	.443	.819

CAREER TRANSACTIONS

OPTION YEARS USED: 0/3

2020: Signed by Kansas City as a non-drafted free agent, 6/23 ... **2022:** Placed on Northwest Arkansas' 7-day Injured List, 9/8 to 9/29.



RYAN BRADY



BATS RIGHT

THROWS RIGHT

HEIGHT 6'11"

WEIGHT 185

MLB SERVICE 0.000



RIGHT-HANDED PITCHER

OPENING DAY AGE 24

BORN March 23, 1999 in Laguna Niguel, California

RESIDES Park City, Utah

MILB DEBUT August 12, 2022 (ACL Brewers) 1.0 IP, 1 H, 1 ER, 0 K vs. ACL Guardians

HIGH SCHOOL Aliso Niguel High School (California) / Park City High School (Park City, Utah)

COLLEGE Brigham Young University (Provo, Utah)

SIGNED July 27, 2022 – Signed by Milwaukee as a Non-drafted free agent

ACQUIRED December 14, 2023 – Traded from Milwaukee with Cam Devanney to Kansas City in exchange for Taylor Clarke

CAREER REVIEW

- Ryan Maxwell Brady** is entering his 3rd season in professional baseball, his 1st in the Kansas City Royals organization, after being signed by Milwaukee in July 2022 and traded to Kansas City in December 2023 ... he pitched 40 games with Brewers affiliates over the last two seasons, a total of 81.0 professional innings.
- Has almost exclusively been a reliever in his career, with just 1 start in 40 outings ... has maxed out at 4.0 innings of relief, but 30 of his 40 appearances have lasted longer than an inning, with 24 games where he pitched 2.0 innings or more.

2023 HIGHLIGHTS

- Split his first full professional season between the Wisconsin Timber Rattlers (A+) and Biloxi Shuckers (AA), combined to go 4-4 with a 2.69 ERA (3 ER in 77.0 IP) over 37 relief appearances, with 72 strikeouts to 19 walks (3.79 K/BB).
- Made 24 scoreless appearances and only allowed multiple earned runs in 6 games ... ended the season on a 6.1-inning scoreless streak, spanning his final 5 outings ... threw a career-best 9.0 straight scoreless innings between June 2 and 13, with a 1.35 ERA in the month of June (3 ER in 20.1 IP), with a 0.75 WHIP (13 H & 2 BB) and .183 opponents' average (13-for-71) that month as well.
- Did not allow a home run over his first 22.1 innings of the season, then allowed a pair in a 18.2-inning stretch between May and June ... did not allow a home run over his final 36.0 innings, from June 21 to September 17, including his entire stint in Double-A with the Shuckers.
- Opened the season in High-A and 16 of his 19 appearances with the Timber Rattlers between April and June lasted at least 2.0 innings ... had 11 outings that lasted 3.0 innings or longer.
- Promoted to Double-A on July 3 and continued to routinely pitch past one inning, with 7 of 18 appearances lasting longer than 2.0 innings.
- Among Brewers Minor League pitchers with at least 70.0 innings, his 0.23 HR/9 and 2.69 ERA were the best in the organization, while a 2.22 BB/9 ranked second in the system, while his 3.79 K/BB ranked fifth ... among 661 Minor League pitchers with at least 70.0 innings, his HR/9 was tied eighth, while his ERA was 19th.
- With Wisconsin, struck out 46 batters to just 9 walks (5.11 K/BB & 4.6% BB%), while with Biloxi, his walk rate rose a bit, with 26 strikeouts to 10 walks (2.6 K/BB & 8.1% BB%).
- Traded from Milwaukee to Kansas City on December 14, 2023 ... acquired by the Royals alongside INF **Cam Devanney** in exchange for RHP **Taylor Clarke**.

SEASON-BY-SEASON RUNDOWN

2022

- Signed with Milwaukee as an undrafted free agent in July 2022 and began his professional career in the Arizona Complex League and the ACL Brewers (R) ... pitched in 3 games (1 start) with a 2.25 ERA (1 ER in 4.0 IP) with 2 hits, 1 walk and 8 strikeouts.

CAREER PITCHING

YEAR	CLUB	W	L	ERA	G	GS	CG	SHO	SV	SVO	IP	H	R	ER	HR	HB	BB	SO	WHIP	AVG
2022	ACL Brewers Blue (R)	0	0	2.25	3	1	0	0	0	0	4.0	2	1	1	0	0	1	8	0.75	.154
2023	Wisconsin (A+)	3	3	2.76	19	0	0	0	1	1	49.0	39	19	15	2	4	9	46	0.98	.218
	Biloxi (AA)	1	1	2.57	18	0	0	0	0	0	28.0	29	13	8	0	1	10	26	1.39	.259
MINOR LEAGUE TOTALS (2 SEASONS)		4	4	2.67	40	1	0	0	1	1	81.0	70	33	24	2	5	20	80	1.11	.230

CAREER TRANSACTIONS

2022: Signed by Milwaukee as a non-drafted free agent, 7/26... 2023: Acquired by Kansas City with SS Cam Devanney from Milwaukee for RHP Taylor Clarke, 12/14.

OPTION YEARS USED: 0/3

CAREER HIGHS

INNINGS: 4.0 – 6/30/23 @ Quad Cities
STRIKEOUTS: 5 (3x) – Last: 4/21/23 @ Quad Cities
WALKS: 3 – 7/5/23 @ Pensacola
HITS: 7 – 5/10/23 vs. South Bend
EARNED RUNS: 4 – 5/10/23 vs. South Bend
HOME RUNS: 1 (2x) – Last: 6/17/23 @ Great Lakes
PITCHES THROWN: 60 – 5/28/23 @ Cedar Rapids

SCORELESS STREAK: 9.0 IP – 6/2/23 to 6/13/23
HOMERLESS STREAK: 36.0 IP – 6/21/23 to 9/17/23



- Recorded 5 of his 6 outs via the strikeout in his final outing of the season, firing 2.0 scoreless innings on August 22 at ACL D-backs Black (AZ).

COLLEGE (2018-2022)

- Played collegiately at Brigham Young University for parts of three seasons, where he combined to go 4-3 with a 4.76 ERA (39 ER in 73.2 IP) for the Cougars (West Coast Conference) ... did not play the 2020 or 2021 seasons while serving as a missionary.
- RS-SOPHOMORE (2022):** A return missionary, appeared in 14 games (11 start) and went 4-3 with a 3.73 ERA (25 ER in 60.1 IP) ... ranked third on the team in innings pitched and sixth in strikeouts (44) ... in his final start of the season on May 20 vs. Loyola Marymount, threw 7.0 shutout innings and allowed just 7 hits while striking out 3.
- RS-FRESHMAN (2019):** Returned from injury and appeared in 6 games (3 starts) and went 0-0 with a 9.45 ERA (7 ER in 6.2 IP)
- FRESHMAN (2018):** Only pitched 2 games (both starts) and allowed 7 earned runs in 6.0 innings (9.45 ERA) but was out of action after a couple of weeks, missed the rest of the season and took a medical redshirt year.

MISCELLANEOUS

- 2017:** Graduated from Park City High School (Utah), where he transferred to as a Sophomore after attending Aliso Niguel High School (California) ... was a two-time region and team MVP at Park City and he holds all time Utah state record for consecutive shutout innings pitched (38), career shutouts (10) and career no-hitters (3) ... as a senior in high school, had a 9-1 record with 102 strikeouts and a 0.41 ERA as a senior... had a 7-4 record and a 1.13 ERA with 120 strikeouts and had a .370 batting average as a junior.
- Was recruited by Pepperdine, UC Santa Barbara and Dartmouth for college baseball.
- Father Jay played baseball for BYU as well (1986 to 1990).



JAKE BRENTZ



BATS LEFT / THROWS LEFT / HEIGHT 6'11" / WEIGHT 205 / MLB SERVICE 3.000



LEFT-HANDED PITCHER

OPENING DAY AGE 29

BORN September 14, 1994 in Ballwin, Missouri

RESIDES Ballwin, Missouri

MLB DEBUT July 30, 2013 (GCL Blue Jays) 0.0 IP, 1 H, 4 ER, 0 K vs. GCL Yankees | MLB DEBUT April 3, 2021 (Kansas City) 0.2 IP, 1 H, 0 ER, 1 K vs. Texas High School Parkway South High School (Manchester, Missouri)

DRAFTED Selected by Toronto in the 11th round of the 2013 MLB Draft (325th OVERALL)

ACQUIRED March 16, 2023 – Signed by Kansas City as a Major League free agent

CAREER REVIEW

- ✦ **Jacob Steven Brentz** is entering his 11th season in professional baseball, his 5th in the Royals organization, after being drafted by Toronto in 2013 out of high school ... he was traded from the Blue Jays to the Mariners in 2015, from Seattle to Pittsburgh in 2016 and then after getting released by the Pirates in 2019, signed by the Royals ... he made his MLB debut in 2021 but has only pitched 13 games (8 MLB appearances) over the last two seasons due to injury.
- ✦ Has exclusively been a relief pitcher since midway through the 2016 season ... since August 2016, 119 of his 120 Minor League appearances have come in relief (1 opener start on MLB rehab), with all 80 MLB outings coming in relief ... from the 2013 season through July 2016, he made 23 starts of his 43 games pitched.
- ✦ Over parts of 2 MLB seasons, left-handers have hit just .139 (11-for-79) with a .535 OPS, compared to righties who have hit .256 (45-for-176) with a .812 OPS ... those numbers are similar in the minors, with a .205 average and .642 OPS vs. LHH as opposed to a .256 average and .765 OPS vs. RHH.

2023 HIGHLIGHTS

- ✦ Was non-tendered after the 2022 season but signed a two-year Major League deal in March 2023 ... opened the year on Kansas City's 60-Day Injured List.
- ✦ Began his season on April 16 in the Arizona Complex League, returning to the mound for the first time in 420 days (14 months) ... made 3 rehab appearances (1 start), 2 with the ACL Royals (R) and 1 with NW Arkansas (AA), with a 3.38 ERA (1 ER in 2.2 IP) with 5 strikeouts.
- ✦ Was returned from his rehab assignment on August 25 after suffering a lat strain and ended the year on the 60-Day IL without appearing in a Major League game.

SEASON-BY-SEASON RUNDOWN

2022

- ✦ Opened the season in the Major Leagues with Kansas City but made just 8 appearances over the month of April and allowed 14 earned runs in 5.1 innings (23.63 ERA).
- ✦ Was placed on the 10-day Injured List with a left flexor strain on April 30, and transferred to the 60-Day IL on June 12.
- ✦ Sent to NW Arkansas (AA) for a rehab assignment on June 19 and pitched in two games: a scoreless outing on June 19 vs. Arkansas (SEA), then faced 3 batters on June 22 vs. Springfield (SEA) and allowed them all to score without getting an out.
- ✦ Underwent season-ending left elbow UCL reconstruction surgery on July 21.

2021

- ✦ Made his first Opening Day roster with the Royals and made his Major League debut on April 3 vs. Texas with 0.2 scoreless innings ... spent the entire season in the big leagues, outside of a short stint on the 10-Day Injured List August 23 to 31 with a left shoulder impingement.
- ✦ Pitched a team-best 72 games, which tied for the 8th-most games in the Major Leagues and ranked second in Royals franchise history for games pitched by a rookie in a season, trailing only **Kelvin Herrera's** team record 76 appearances in 2012.
- ✦ Among MLB rookie relievers, he was first in games pitched (72), tied for second in holds (15), ranked fourth in innings (64.0) and strikeouts (76), tied for fourth in wins (5), ranked sixth in opponents' average (.197) and K/9 (10.69) and placed 10th in ERA (3.66).
- ✦ Held left-handed batters to a .116 average (8-for-69) with just 2 extra-base hits all season and 21 strikeouts ... he had the second lowest opponents' average among pitchers who faced at least 90 left-handed hitters ... was the lowest left-handed average against in club history (min. 90 left-handed hitters faced).
- ✦ Compiled the longest scoreless streak of his career between May 14 and June 15, a 15.0-inning stretch that spanned 14 outings ... held opponents to a 0.67 WHIP and .064 average in that span, with 3 hits and 7 walks allowed to 55 batters, with 17 strikeouts ... was the longest scoreless streak any Royals pitcher in 2021 by games pitched.
- ✦ Earned his 1st MLB save on August 5 at Chicago (AL), with a 1-2-3 ninth inning to preserve a 3-2 Royals win ... added a second save later in the month, on August 17 vs. Houston with a pair of strikeouts in the ninth inning of a 3-1 win over the Astros.

2020

- ✦ Spent the season at the Alternate Training Site in Kansas City, Kansas and participated in the Royals' postseason camp at Kauffman Stadium in October.

2019

- ✦ Split the season between the Altoona Curve (AA) and Indianapolis Indians (AAA) in the Pirates organization, as well as NW Arkansas (AA) in the Royals organization ... released by Pittsburgh on August 16, signed by Kansas City on August 20.

AWARDS & HONORS

2017 Florida State League Midseason All-Star (BRD)

CAREER HIGHS

INNINGS: 6.0 – 8/25/15 vs. Salem-Keizer
 STRIKEOUTS: 9 – 6/27/16 vs. Boise
 WALKS: 7 – 6/17/16 vs. Tri-City
 HITS: 7 – 7/9/15 @ Danville
 EARNED RUNS: 6 (2x) – Last: 7/3/18 vs. Palm Beach
 HOME RUNS: 4 (2x) – Last: 6/29/17 @ Bowie
 PITCHES THROWN: 80 – 7/23/16 @ Salem-Keizer

SCORELESS STREAK: 15.0 IP – 5/14/21 to 6/15/21
 HOMERLESS STREAK: 46.0 IP – 7/18/16 to 6/24/17



- ✦ Between the three team and two levels he pitched at, went 1-1 with 8 saves and a 4.27 ERA (25 ER in 52.2 IP) ... struck out 59 (10.08 K/9).
- ✦ Began and ended the season at the Double-A level with a stint in Triple-A in between ... pitched to a 1.59 ERA (3 ER in 17.0 IP) with a .193 opponents' average (12-for-62) with the Curve and Naturals ... pitched to a 5.55 ERA (22 ER in 35.2 IP) with a .296 opponents' average (42-for-142) with the Indians.
- ✦ All 8 saves he earned came in Indianapolis, between May 6 and August 15 ... ranked tied ninth in the International League in saves, despite being on Indy's active roster for 64% of the season (89 of 140 games).

2018

- ✦ Split his season between the Altoona Curve (AA) and Bradenton Marauders (A+) ... between the two levels, went 0-1 with a 9.92 ERA (36 ER in 32.2 IP) and 39 walks to 45 strikeouts.
- ✦ Opened the season in Double-A with Altoona and struggled, with a 13.50 ERA (17 ER in 11.1 IP), with just 4 scoreless outings in his 12 appearances, with 5 games where he allowed 2+ runs.
- ✦ Missed a short period of time on the Injured List, placed on the IL on July 6 with a right ankle strain on and was reinstated on July 16.
- ✦ Saw his best stretch of the season right after coming of the IL ... from July 21 through his final appearance of the year on September 1, pitched to a 4.50 ERA (6 ER in 12.0 IP) over 11 appearances ... prior to July 21, had a 13.06 ERA (30 ER in 20.2 IP) over his first 20 outings.

2017

- ✦ Split his season between the Bradenton Marauders (A+) and Altoona Curve (AA), recognized as a Florida State League midseason All-Star in his first full season in the Pirates' organization, before a promotion to Double-A on June 23.
- ✦ Between High-A and Double-A, went 1-3 with a 4.50 ERA (20 ER in 40.0 IP), .203 opponents' average (30-for-148) and 49 strikeouts (11.03 K/9) ... 23 of his 33 appearances were scoreless: 13 of 19 with the Marauders and 10 of 14 with the Curve.
- ✦ Walked just 9 over 26.0 innings with Bradenton (3.12 BB/9) but walked 15 in 14.0 innings with Altoona once up in Double-A (.9.64 BB/9).
- ✦ After not allowing a home run in his last 10 games of 2016, did not allow a homer in his first 20 games in 2017 for a 46.0-inning homerless streak.
- ✦ Over his first 9 appearances of the season, allowed just 1 earned run in 12 innings (0.75 ERA) with 7 hits surrendered in 41 at-bats (.171 opponents' average) and 4 walks to 16 strikeouts (4.0 K/BB).
- ✦ Pitched a scoreless fourth inning in the Florida State League All-Star game on June 17 at Publix Field at Joker Marchant Stadium in Lakeland ... after issuing a one-out walk, struck out his last two batters of the inning in a 5-2 loss for the FSL South All-Stars.

2016

- ✦ Pitched at three levels, beginning with a pair of games for the Tacoma Rainiers (AAA) in mid-June before making 10 appearances with the Everett AquaSox (A-) and 8 with the Clinton LumberKings (A) ... combined to pitch in 20 games (7 starts) with a 4-2 record and 5.32 ERA (27 ER in 45.2 IP), as well as 50 strikeouts.
- ✦ Traded by Seattle to the Pittsburgh Pirates on September 1 to complete the Aug. 6 trade of with RHP **Pedro Vasquez** and a player to be named later for RHP **Arquimedes Caminero** ... didn't pitch in the Pirates' organization with four days left in the 2016 Minor League season.
- ✦ Started 7 of 8 games pitched with Everett between June 17 and July 23 but fully transitioned to the bullpen and pitched in relief the rest of the season.

JAKE BRENTZ (CONT.)

2015

- Split his first season out of the Florida complex between the Bluefield Blue Jays (R) with Toronto and Everett AquaSox (A-) with Seattle ... on July 31, was acquired by the Mariners from the Blue Jays in a trade, with LHP **Rob Rasmussen** and LHP **Nick Wells**, for RHP **Mark Lowe**.
- Between the two short-season affiliates, combined to pitch 11 games (10 starts), going 1-2 with a 4.00 ERA (16 ER in 36.0 IP) and 30 strikeouts.
- Threw 3 scoreless outings, including the first quality start of his career on August 25 vs. Salem-Keizer (SF) ... held the Volcanoes scoreless over 6.0 innings with 1 hit and 2 walks, to go along with 5 strikeouts.

2014

- Returned to the GCL Blue Jays (R) for a second season and appeared in 12 games (6 starts) and went 1-3 with a 4.08 ERA (18 ER in 39.2 IP) with 26 walks to 34 strikeouts.
- Pitched well in relief, with a 1.29 ERA (3 ER in 21.0 IP) and .127 opponents' batting average (9-for-71) out of the bullpen ... struggled to a 7.23 ERA (15 ER in 18.2 IP) with a .288 opponents' average (21-for-73) as a starter.

2013

- Began his professional career in the Gulf Coast League with the GCL Blue Jays (R) ... pitched to a 10.57 ERA (9 ER in 7.2 IP) with 12 walks and 8 strikeouts.
- 6 of 9 appearances (all in relief) were scoreless ... had a pair of outings with 4 runs allowed, representing 8 of the 9 runs he allowed ... allowed 4 runs on 1 hit and 3 walks in his pro debut on July 30 vs. GCL Yankees 1 (NYY) but bounced back with 4 straight scoreless appearances.

MISCELLANEOUS

- 2013: Graduated from Parkway South High School in Manchester (Mo.), where he was primarily a hitter and converted from being an outfielder to pitching late in his high school career.
- Ranked by Perfect Game in 2013 as the No. 1 LHP and No. 2 overall player in the state of Missouri, the No. 7 LHP and No. 33 overall player nationally ... had been committed to Jefferson College, then signed to play at the University of Missouri before the Blue Jays drafted him in the 11th round of the 2013 draft.
- Grew up in the western suburbs of St. Louis, a 25-minute drive from Busch Stadium ... his favorite player as a kid was St. Louis Cardinals outfielder **Jim Edmonds**.

CAREER PITCHING

YEAR	CLUB	+ REHAB ASSIGNMENT													○ LEAGUE CHAMPIONS					
		W	L	ERA	G	GS	CG	SHO	SV	SVO	IP	H	R	ER	HR	HB	BB	SO	WHIP	AVG
2013	GCL Blue Jays (R)	0	0	10.57	9	0	0	0	0	0	7.2	5	9	9	1	2	12	8	2.22	.192
2014	GCL Blue Jays (R)	1	3	4.08	12	6	0	0	2	2	39.2	30	21	18	1	3	26	34	1.41	.208
2015	Bluefield (R)	0	1	4.09	6	6	0	0	0	0	22.0	25	13	10	2	3	11	16	1.64	.294
	Everett (A-)	1	1	3.86	5	4	0	0	1	1	14.0	9	7	6	0	1	8	14	1.21	.188
2016	Everett (A-)	1	1	5.08	10	7	0	0	0	0	33.2	34	22	19	3	5	28	35	1.84	.268
	Clinton (A)	3	1	4.35	8	0	0	0	0	1	10.1	7	5	5	0	1	6	14	1.26	.179
	Tacoma (AAA)	0	0	16.20	2	0	0	0	0	0	1.2	2	4	3	0	1	2	1	2.40	.400
2017	Bradenton (A+)	1	2	3.81	19	0	0	0	2	3	26.0	23	13	11	0	0	9	33	1.23	.230
	Altoona (AA)	0	1	5.79	14	0	0	0	0	2	14.0	7	9	9	3	2	15	16	1.57	.146
2018	Bradenton (A+)	0	0	8.02	19	0	0	0	0	2	21.1	25	20	19	1	0	18	30	2.02	.281
	Altoona (AA)	0	1	13.50	12	0	0	0	0	1	11.1	12	19	17	1	0	21	15	2.91	.267
2019	Altoona (AA)	0	1	0.77	9	0	0	0	0	0	11.2	6	1	1	0	1	3	13	0.77	.146
	NW Arkansas (AA)	0	0	3.38	5	0	0	0	0	0	5.1	6	2	2	1	0	2	5	1.50	.286
	Indianapolis (AAA)	1	0	5.55	27	0	0	0	0	8	35.2	42	24	22	4	2	23	41	1.82	.296
2020	Did not play (no minor league season)																			
2021	KANSAS CITY	5	2	3.66	72	0	0	0	2	7	64.0	45	32	26	7	6	37	76	1.28	.197
2022	NW Arkansas (AA) +	0	0	27.00	2	0	0	0	0	0	1.0	1	3	3	0	1	1	1	2.00	.250
	KANSAS CITY	0	3	23.63	8	0	0	0	0	0	5.1	11	15	14	1	1	10	9	3.94	.423
2023	ACL Royals (R) +	0	0	0.00	2	1	0	0	0	0	1.2	1	1	0	0	1	1	3	1.20	.143
	NW Arkansas (AA) +	0	0	9.00	1	0	0	0	0	0	1.0	0	1	0	0	0	2	2	2.00	.000
MINOR LEAGUE TOTALS (2 SEASONS)		5	5	5.19	80	0	0	0	2	7	69.1	56	47	40	8	7	47	85	1.49	.220
MINOR LEAGUE TOTALS (9 SEASONS)		8	12	5.41	162	24	0	0	13	20	258.0	235	174	155	17	23	188	281	1.64	.241

CAREER TRANSACTIONS

2013: Drafted by Toronto in the 11th round of the June Draft, signed 7/12 ... 2015: Acquired by Seattle with LHP **Rob Rasmussen** and LHP **Nick Wells** from Toronto for RHP **Mark Lowe**, 7/13 ... 2016: Acquired by Pittsburgh with RHP **Pedro Vasquez** from Seattle for RHP **Arquimedes Caminero** to complete an August 6 trade, 9/1 ... 2017: Placed on Bradenton's 7-Day Injured List, 7/6 to 7/16 (*Right ankle strain*) ... 2019: Released by Pittsburgh, 8/16 ... Signed by Kansas City as a Minor League free agent, 8/20 ... 2021: Contract selected by Kansas City, 4/1 ... Placed on Kansas City's 10-Day Injured List, 8/23 to 9/1 (*Left shoulder impingement*) ... 2022: Placed on Kansas City's 10-Day Injured List, 4/30 ... Transferred to the 60-Day Injured List, 6/12 to 11/10 (*Left flexor strain*) ... Designated for assignment by Kansas City, 11/15 ... 2023: Signed by Kansas City as a free agent, 3/16 ... Placed on Kansas City's 60-Day Injured List, 3/30 to 11/2 (*Left elbow surgery*).

OPTION YEARS USED: 0/3

STORM CHASERS BIRTHDAYS

JANUARY

- 11 Luca Tresh (24)
- 27 John McMillon (26)
- Tyler Tolbert (26)

FEBRUARY

- 1 Tyler Gentry (25)
- 2 Josh Taylor (31)
- Andrew Hofmann (24)
- Dane Johnson (61)
- 11 Devin Mann (27)
- 13 Gavin Cross (23)
- 19 Rodolfo Durán (26)

MARCH

- 3 Mike Jirschele (65)
- Sandy Leon (35)
- 15 Mike Brosseau (30)
- 22 Michael Massey (26)
- 23 Ryan Brady (25)
- 28 Austin Cox (27)

APRIL

- 13 Cam Devanney (27)
- 14 Walter Pennington (26)
- 23 Evan Sisk (27)
- 25 Luis Cessa (32)
- 26 Dairon Blanco (31)
- 28 Emilio Marquez (26)

MAY

- 6 Tucker Bradley (26)
- 14 Alec Marsh (26)
- 16 Freddy Fermin (29)
- 24 David Noworyta (28)

JUNE

- 2 Asa Lacy (25)
- 4 David Lundquist (51)
- 15 Bijan Rademacher (33)
- Steven Cruz (25)
- 17 Ryan Fitzgerald (30)

JULY

- 8 Sam Long (29)
- 9 Leonel Valera (25)
- 12 Logan Porter (29)
- 17 Josh Lester (30)
- 21 CJ Alexander (28)
- Noah Cameron (25)
- 20 Christian Chamberlain (25)
- 23 Chandler Champlain (25)

AUGUST

- 6 Beck Way (25)
- 7 James Wallace (23)
- 13 Jacob Wallace (26)
- 19 Kris Bubic (27)
- 20 Noah Murdoch (26)

SEPTEMBER

- 1 Anthony Veneziano (27)
- 3 Jonah Dipoto (28)
- 8 Dan Altavilla (32)
- 14 Jake Brentz (30)
- 22 Javier Vaz (24)
- 25 Nick Loftin (26)
- 27 Tripp Keister (54)
- Angel Zerpa (25)
- 30 Keylan Killgore (28)

OCTOBER

- 6 Nick Pratto (26)

NOVEMBER

- 1 Peyton Wilson (25)
- 10 Mason Barnett (24)
- 17 Daniel Lynch IV (28)
- 21 Diego Hernandez (24)
- 28 Will Klein (25)

DECEMBER

- 1 Jonathan Bowlan (28)
- 4 Dante Biasi (27)
- 10 Tyler Cropley (29)
- 11 James McArthur (28)
- 22 Nate Eaton (28)
- 26 Nelson Velázquez (26)
- 27 Tyler Duffey (34)
- 28 Austin Nola (35)
- 30 John Rave (27)
- Drew Waters (26)

Age in parentheses is how old they will turn on that date in 2024



MIKE BROSSEAU



BRAH-so

BATS RIGHT / THROWS RIGHT / HEIGHT 5'11" / WEIGHT 203 / MLB SERVICE 3.099



INFIELDER

OPENING DAY AGE 30
BORN March 15, 1994 in Munster, Indiana
RESIDES Scottsdale, Arizona
MLB DEBUT June 23, 2019 (Tampa Bay) 1-for-5 @ Oakland

MILB DEBUT June 25, 2016 (GCL Rays) 0-for-2, RBI vs. GCL Orioles
HIGH SCHOOL Andean High School (Merrillville, Indiana)
COLLEGE Oakland University (Rochester, Michigan)
SIGNED June 23, 2016 – Signed by Tampa Bay as an Non-drafted free agent
ACQUIRED December 7, 2023 – Signed by Kansas City as a Minor League free agent

CAREER REVIEW

- Michael Dillon Brosseau is entering his 9th season in professional baseball, his first with the Kansas City Royals organization, after being signed by Tampa Bay out of college in 2016 and traded to Milwaukee in 2021. ... released by the Brewers in July 2023, he ended the year playing in Japan before he signed with the Royals in December 2023.
- The largest portion of his playing time in the Major Leagues has come at third base (778.2 innings), but he has played second base (404.2 innings), first base (143.0 innings), right field (29.0 innings), left field (27.0 innings) and shortstop (19.2 innings) ... he has also made 10 appearances on the mound and has a 2.79 ERA (3 ER in 9.2 IP) with 8 hits and 2 walks allowed, as well as 1 strikeout ... in the Minor Leagues, he has played at least 100.0 innings at each of the four infield positions, the largest portion of playing time at third base (1658.2 innings).
- Over parts of 5 Major League seasons, with the Rays (2019 to 2021) and Brewers (2022 to 2023), he has appeared in 244 MLB games, with a lifetime .242/.313/.428 (141-for-582) with 26 home runs and 77 runs batted in ... has made 4 Opening Day rosters, 2020-2022 with Tampa Bay and 2023 with Milwaukee.
- Has thrived as a pinch hitter in the big leagues, with a .333 average (13-for-39) and 1.114 OPS with 4 home runs and 16 runs batted in when coming in off the bench ... since his MLB debut on June 23, 2019, that .333 average ranks 7th-best among those with at least 40 MLB pinch-hit plate appearances ... he is one of 12 MLB players since also played the 2019 season with at least 4 pinch-hit homers and 15 pinch-hit RBI.

2023 HIGHLIGHTS

- Broke camp with Milwaukee but struggled to a .205 average (15-for-73) and .654 OPS over 29 games (78 PA) through June 4, optioned to the Nashville Sounds (AAA) for a month before being designated for assignment on July 5 and outrighted off the 40-man roster July 9. ... played 2 more games in Triple-A before the Brewers released him on July 27 to pursue an opportunity in Japan.
- Hit safely in 6 straight games from April 5 to 14, 6 of his first 7, 7-for-22 at the plate (.318) ... went just 8-for-48 (.167) over his next 22 games, with hits in just 7 games before being optioned.
- Made three pitching appearances over the span of 12 days (11 games) ... allowed a grand slam to the first batter he faced on May 15 at St. Louis, **Andrew Knizner**, then threw scoreless innings on May 22 vs. Houston and May 26 vs. San Francisco.
- Across 20 Triple-A games, he hit just .164 (12-for-73) with a .534 OPS, 4 home runs and 10 runs batted in ... recorded a base hit in 9 of 20 games.
- Signed with the Chiba Lotte Marines of Nippon Professional Baseball (NPB) on July 29 and played in 37 games in the Pacific League (highest level of baseball in Japan) and slashed .191/.218/.287 (26-for-136) with 1 home run and 11 runs batted in ... also played 8 games in the Eastern League (equivalent to Japan's Minor Leagues) and hit .381 (8-for-21) with a .790 OPS.

SEASON-BY-SEASON RUNDOWN

2022

- Spent most of the season in the Major Leagues with Milwaukee and appeared in 70 games for the Brewers across 4 stints (Opening Day to May 1, May 7 to June 6, June 24 to August 22 and September 8 to the end of the season).
- Missed time with a pair of stints on the 10-Day Injured List, June 3 to 23 with a right ankle sprain and August 23 to September 7 with a right oblique strain ... missed 34 Brewers games and had a pair of rehab stints with the Wisconsin Timber Rattlers (A+), going 5-for-14 (.357) with 5 walks over 5 games between June and September.
- Had a brief stint in Triple-A, optioned to the Nashville Sounds (AAA) on May 2 and appeared in 2 games, going 3-for-9 (.333) before he was recalled May 7.
- As a pinch-hitter, hit .529 (9-for-17) with 3 home runs and 12 runs batted in ... had pinch-hit homers on April 10 at Chicago (NL), May 11 at Cincinnati and September 21 vs. New York (NL), the first pinch-hit homers of his career, with the latter being a grand slam, his first career grand slam ... 12 RBI as a pinch-hitter were the most in the Major Leagues, 3 homers tied with the Cardinals' **Albert Pujols** for the Major League lead.
- Made a trio of pitching appearances on April 15 vs. St. Louis, July 1 at Pittsburgh and July 5 vs. Chicago (NL), all scoreless outings for a total of 3.0 scoreless innings.

2021

- Split the season between Tampa Bay and the Durham Bulls (AAA), with most of the first half of the big leagues and most of the second half in Triple-A ... had 4 stints with the Major League team, from Opening Day to June 13, June 15 to 18, June 29 to July 8 and August 15 to 16.
- Over 57 games with the Rays, hit .187 (28-for-150) with 5 home runs, 18 runs batted in and a .613 OPS ... in 51 games with the Bulls, hit .218 (37-for-170) with 8 home runs and 21 runs batted in for the Triple-A East champions.
- On May 7 at Oakland, ended former high school teammate **Sean Manaea's** no-hitter with a leadoff double in the eighth inning.

AWARDS & HONORS

- 2019 MiLB Organization All-Star, Tampa Bay 3B (DUR)
- 2017 MiLB Organization All-Star, Tampa Bay (BG/CHA)
- 2016 Gulf Coast League Postseason All-Star (GCL Rays)

CAREER HIGHS

HITS: 4 (2x) – Last: 5/10/19 @ Rochester
RUNS: 4 – 5/28/19 vs. Louisville
DOUBLES: 2 (8x) – Last: 7/10/21 vs. FCL Twins
HOME RUNS: 2 (4x) – Last: 8/24/21 @ Charlotte
RUNS BATTED IN: 5 (2x) – Last: 8/24/21 @ Charlotte
WALKS: 3 (3x) – Last: 5/26/21 vs. KANSAS CITY
STEALS: 2 (4x) – Last: 7/25/18 @ Jacksonville

HIT STREAK: 20 Games – 5/10/19 to 6/1/19
ON-BASE STREAK: 24 Games – 7/17 to 8/6/17



- Missed 7 Rays games while on the 10-day injured list from July 9 to 19 (retroactive to July 8), with a right oblique strain ... rehabbed one game with the FCL Rays (R) before he was activated and optioned to Triple-A.
- Traded from Tampa Bay to Milwaukee on November 13 in exchange for RHP **Evan Reifer**, then spent the 2021-22 offseason with Leonel del Escogido in the Dominican Professional Baseball League (LIDOM), with a .233 average (7-for-30) over 10 games.

2020

- Made his first career Opening Day roster and played 37 games with Tampa Bay and hit .302 (26-for-86) with 5 home runs, 12 runs batted in and a .936 OPS over the shortened 60-game season.
- His batting average remained over .300 for nearly the entire season, with only 3 days ending with an average below .300 ... had a hit in 18 of 31 games where he took a plate appearance including 8 2-hit games.
- Made his fourth Major League pitching appearance on August 14 at Toronto and struck out his only batter faced (**Randal Grichuk**).
- 2 of his 5 home runs came in one game, on September 2 at New York (AL), part of a 2-for-5 game with 3 runs batted in.
- Was a .250 hitter (6-for-24) with 1 home run and 2 runs batted in over 14 postseason games (5 starts) ... hit his first career postseason home run on October 9 in Game 5 of the ALDS vs. New York, a go-ahead solo homer in the bottom of the eighth inning off Aroldis Chapman to cap a 10-pitch at-bat, a game the Rays won 2-1 to clinch the series and advance to the ALCS and eventually the World Series.
- Appeared in 5 games of the 2020 World Series and went 2-for-6 with a run batted in and walk ... hit a pinch-hit single in his first at-bat on October 20 at Los Angeles (NL).

2019

- Split the season between the Durham Bulls (AAA) and Tampa Bay, with 32 starts in the Major Leagues over 3 stints (June 22 to 27, July 3 to August 27 and September 7 to the end of the season).
- Over 73 Triple-A games, hit .304 (82-for-270) with 16 home runs and 73 runs batted in, named a Rays MiLB.com Organization All-Star ... at the time of his first promotion to Tampa Bay on June 23, led the International League in RBI (57).
- Produced a career-best 20-game hitting streak between May 10 and June 1, a stretch where he hit .417 (30-for-72) for the Bulls with a 1.307 OPS ... hit safely in 25 of 27 games in the month of May.
- Made his Major League debut on June 23 at Oakland, starting at third base for the Rays ... went 1-for-5, with a single off **Brett Anderson** in his first plate appearance.
- Hit his first Major League home run off **John Means**, a solo shot on July 3 vs. Baltimore ... also produced the first 2-homer game in his big league career against the Orioles in a 12-4 win on July 13 at Baltimore [G2].
- Collected his first career walk-off hit on August 17 vs. Detroit, a 2-out, pinch-hit, RBI-single off **Matt Hall** in the 13th inning of a 1-0 win over the Tigers.
- Made three pitching appearances, with a 4.50 ERA (2 ER in 4.0 IP) and 5 hits allowed (1 home run) ... threw a scoreless inning on August 19 vs. Seattle.
- Appeared in two games for Durham in the International League Governors' Cup Semifinals vs. Scranton/Wilkes-Barre and went 2-for-6 before being recalled to the big leagues to end the season.
- Started at third base in the AL Wild Card Game on October 2 at Oakland and went 0-for-2 with a walk but was not on the ALDS roster vs. Houston.

MIKE BROSSAU (CONT.)

2018

- Spent the entire year with the Montgomery Biscuits (AA) and slashed .262/.327/.449 (97-37-for-70) with 24 doubles, 3 triples, 13 home runs and 61 runs batted in.
- Named the Southern League Player of the Week for the week of August 6 to 12, after hitting .500 (10-for-20) with a 1.600 OPS, including 4 multi-hit games, 6 extra-base hits and 7 runs batted in over 6 games.
- Missed 13 games while on the Injured List, activated just before the end of the regular season and played all 5 games of the Southern League Division Series against the Jackson Generals (AZ) and hit .333 (6-for-18) with a 1.131 OPS and 5 runs batted in.

2017

- Split the season between the Bowling Green Hot Rods (A) and Charlotte Stone Crabs (A+) and combined to slash .321/.399/.453 (119-for-371), named a Rays MiLB.com Organization All-Star ... His .321 batting average was the highest among qualified Rays full-season Minor League hitters, while he ranked third in on-base percentage (.399), fourth in OPS (.852) and sixth in slugging percentage (.453).
- Reached base safely in 24 consecutive games, from July 7 to August 6, a stretch where he hit .378 (34-for-90) with a .452 on-base percentage for the Hot Rods ... recorded a hit in his first 13 games of that streak, a 458 average (22-for-48) for July 7 to 24.
- Following the 2017 Minor League season, played 25 games for the Perth Team in the Australian Baseball League and slashed .427/.496/.729 (41-for-96) with 32 runs batted in ... led the ABL in OBP, but finished 2nd in batting average and OPS behind Canberra's **Jay Baum**, who hit .439 with a 1.275 OPS ... hit safely in 23 of 25 games.

2016

- Signed with the Tampa Bay Rays as a non-drafted free agent and began his professional career with the GCL Rays (R) and slashed .319/.424/.442 (36-for-113) with 21 runs batted in, named a Gulf Coast League postseason All-Star... had a team-best 13-game hitting streak from July 6 to August 6 with a .356 average (16-for-45).

COLLEGE (2013-2016)

- Played collegiately at Oakland University (Mich.), where he slashed .308/.389/.453 (217-for-704) over four seasons ... finished his career ranked in the top-10 in games played (189), at-bats (704), runs scored (128), doubles (39), home runs (19) and total bases (319) ... became just fifth player in program history to surpass 200 career hits.
- SENIOR (2016):** An All-Horizon League First Team selection, named to All-Midwest Region second team by the ABCA, presented by Rawlings ... started all 50 games and led the Horizon League in on-base percentage (.456), ranked second in homers (10) and slugging percentage (.571), and top-10 in batting average (.354) and runs (49).

MISCELLANEOUS

- 2012:** Graduated from Andean HS (Ind.), where he played 3 years of varsity baseball and helped his team win its second-straight title in 2010 and earned Rookie of the Year honors ... in 2010, was teammates with current MLB pitcher **Sean Manaea**.
- Grew up a Chicago Cubs fan ... his godfather was an executive at the Chicago Tribune, which owned the team at the time.
- His bat used to hit the game- and series-winning home run in Game 5 of the 2020 ALDS was donated to the National Baseball Hall of Fame in Cooperstown, New York.

CAREER BATTING

YEAR	CLUB	AVG	G	AB	R	H	TB	2B	3B	HR	RBI	BB	IBB	SO	SB	CS	OBP	SLG	OPS	REHAB ASSIGNMENT		LEAGUE CHAMPIONS	
																				1B	2B	3B	HR
2016	GCL Rays (R)	.319	35	113	20	36	50	12	1	0	21	15	2	19	7	3	.424	.442	.866				
2017	Bowling Green (A) Charlotte (A+)	.318 .333	82 19	302 69	50 13	96 23	139 29	21 3	0	6 1	32 10	26 5	0	48 15	5	4	.393	.460	.853				
2018	Montgomery (AA)	.262	104	370	53	97	166	24	3	13	61	29	2	74	11	4	.327	.449	.776				
2019	Durham (AAA) TAMPA BAY	.304 .273	73 51	270 132	53 17	82 36	153 61	21 7	1	16 6	60 16	34 7	0	58 39	2	3	.394	.567	.961				
2020	TAMPA BAY	.302	37	86	12	26	48	5	1	5	12	8	0	31	2	0	.378	.558	.936				
2021	FCL Rays (R) + Durham (AAA) TAMPA BAY	.750 .218 .187	1 51 57	4 170 150	1 25 21	3 37 28	5 65 52	2 1	0 1	0 8	21 23	0 1	0 50	0 2	0 0	0 0	.750	1.250	2.000				
2022	Wisconsin (A+) + Nashville (AAA) MILWAUKEE	.357 .333 .255	5 2 70	14 9 141	3 1 15	6 3 36	5 4 59	1 1	0 0	0 0	1 2	5 0	0 0	3 0	0 0	0	.506	.429	.929				
2023	Chiba Lotte (Japan-NPB) Chiba Lotte (Japan-IPJEL) Nashville (AAA) MILWAUKEE	.191 .381 .164 .205	37 8 20 29	136 21 73 73	9 2 8 4	26 8 12 15	39 8 24 29	10 0 0 2	0 0 0 0	1 1 4 4	11 1 10 8	2 1 3 4	0 0 0 0	30 2 21 0	0 0 1 0	0	.218	.287	.505				
MAJOR LEAGUE TOTALS (5 SEASONS)		.242	244	582	69	141	249	28	1	26	77	48	0	191	7	0	.313	.428	.741				
MINOR LEAGUE TOTALS (7 SEASONS)		.283	392	1,394	227	394	641	87	8	48	217	140	5	290	31	20	.367	.460	.827				
JAPAN LEAGUE TOTALS (1 SEASON)		.217	45	157	11	34	47	10	0	1	12	3	0	32	0	0	.207	.299	.506				

STORM CHASERS BY BIRTHPLACE

ALABAMA (3) Tyler Tolbert Javier Vaz Peyton Wilson	Birmingham Huntsville Hoover	INDIANA (4) CJ Alexander Mike Brosseau Will Klein Devin Mann	Merrillville Munster Bloomington Columbus	TENNESSEE (3) Jonathan Bowlan Gavin Cross Tyler Gentry	Arlington Bristol Memphis
ARIZONA (2) Logan Porter Josh Taylor	Phoenix Phoenix	IOWA (1) Tyler Cropley	Sioux City	TEXAS (5) Tyler Duffey Asa Lacy Nick Loftin James McArthur John McMillion	Houston Bryan Corpus Christi New Braunfels Lutkin
ARKANSAS (1) Cayden Wallace	Little Rock	KANSAS (1) Keylan Killgore	Wichita	VIRGINIA (3) Nate Eaton Daniel Lynch IV Noah Mürdock	Chester Richmond Richmond
CALIFORNIA (5) Ryan Brady Kris Bubic Chandler Champlain Sam Long Nick Pratto	Laguna Niguel Cupertino Misión Viejo Fair Oaks Huntington Beach	LOUISIANA (1) Austin Nola	Baton Rouge	WASHINGTON (1) Tyson Guerrero	Centralia
COLORADO (2) Christian Chamberlain Walter Pennington	Grand Junction Broomfield	MASSACHUSETTS (1) Jacob Wallace	Lawrence	WISCONSIN (1) Alec Marsh	Milwaukee
FLORIDA (1) Luca Tresh	Clearwater	MISSISSIPPI (1) Joe Gray Jr.	Hattiesburg	CUBA (1) Daimon Blanco	Florida
GEORGIA (5) Mason Barnett Tucker Bradley Austin Cox Josh Lester Drew Waters	Kennesaw Chickamauga Macon Columbus Atlanta	MISSOURI (2) Jake Brentz Noah Cameron	Ballwin St. Joseph	DOMINICAN REPUBLIC (1) Steven Cruz Rodolfo Durán Diego Hernandez	Tenares Santo Domingo Santo Domingo
ILLINOIS (4) Ryan Fitzgerald Andrew Hoffmann Michael Massey John Rave	Hinsdale Joliet Palos Park Canton	NEW HAMPSHIRE (1) Cam Devanny	Nashua	MEXICO (1) Luis Cessa	Cordoba, VE
		NEW JERSEY (1) Anthony Veneziano	Hackettstown	PUERTO RICO (1) Nelson Velazquez	Carolina
		NEW YORK (1) Jonah Dipoto	Queens	VENEZUELA (5) Freddy Fermin Sandy León Emilio Marquez Leonel Valera Ángel Zerpa	Puerto Ordaz Maracaibo Upata Barinas Valle de la Pascua
		PENNSYLVANIA (3) Dan Altavilla Danite Biasi Beck Way	McKeesport Wilkes-Barre Harrisburg		
		SOUTH CAROLINA (1) Evan Sisk	Chester		

STORM CHASERS ORGANIZATION

2024 OMAHA STORM CHASERS

2023 SEASON IN REVIEW

PLAYER & COACH DATABASE

HISTORY & RECORDS

INTERNATIONAL LEAGUE

ROYALS ORGANIZATION

GENERAL INFORMATION



KRIS BUBIC

boo-bich



BATS LEFT / THROWS LEFT / HEIGHT 6'3" / WEIGHT 225 / MLB SERVICE 3.135



LEFT-HANDED PITCHER

OPENING DAY AGE 26

BORN August 19, 1997 in Cupertino, California

RESIDES Cupertino, California

MLB DEBUT July 5, 2018 (Idaho Falls) 2.2 IP, 3 H, 2 ER, 1 K vs. Orem HIGH SCHOOL Archbishop Mitty High School (San Jose, California)

COLLEGE Stanford University (Palo Alto, California)

ACQUIRED Selected by Kansas City in the 1st round (Competitive Balance Round A) of the 2018 MLB Draft (40th OVERALL)

CAREER REVIEW

- ✦ **Kristofer Bubic** is entering his 7th season in the Kansas City Royals organization, after being drafted in 2018 out of Stanford University ... he skipped over the Double-A and Triple-A levels to make his Major League debut in 2020 and has almost exclusively pitched in the big leagues since, outside of a short stint in Omaha in 2022.
- ✦ Nearly all of Bubic's career has been spent as a starting pitcher, with all 39 of his Minor League outings coming as a starter, and 60 of 70 MLB games starting as well.
- ✦ Since debuting with Kansas City in 2020, Bubic's 325.0 innings and 60 games started for the Royals rank third among the club's pitchers.

2023 HIGHLIGHTS

- ✦ Only made three starts in his fourth Major League season ... placed on the Injured List on April 16 with a left flexor strain and underwent Tommy John surgery in late April.
- ✦ Threw 6.0 scoreless innings on April 9 @ San Francisco ... allowed two hits and no walks while tying a Major League career-high with nine strikeouts.

SEASON-BY-SEASON RUNDOWN

2022

- ✦ In his third season with the Royals, made 28 appearances (27 starts) across two stints tied with **Daniel Lynch** for the most starts made by a Royal and ranked 5th on the staff with 129.0 innings pitched.
- ✦ For the second straight year, he induced a team-leading 19 double plays, which ranked 4th in the American League, with an AL-best 1.33 GDP-per-9.0 innings rate.
- ✦ Over his first six games (five starts), was 0-3 with a 12.83 ERA (19 ER in 13.1 IP) with 11 walks and 10 strikeouts and was optioned to Omaha (AAA) on May 12 ... made three starts in Triple-A and pitched to a 6.59 ERA (10 ER in 13.2 IP) but struck out 17 batters in 13.2 IP (11.2 K/9 IP) with just four walks (4.25 K/BB) ... recalled back to Kansas City on June 4 and finished the season in the majors.
- ✦ In his return to the big leagues on June 4 vs. Houston, threw 5.0 scoreless innings with three strikeouts ... over a T3-game stretch from June 4 to August 10, pitched to a 3.49 ERA (29 ER in 72.2 IP) with four of his seven quality starts in 2022 coming consecutively from July 17 to August 10 ... his two longest starts of the season came back-to-back, on July 17 @ Toronto (7.0 IP, 0 ER) and July 24 vs. Tampa Bay (7.0 IP, 2 ER).

2021

- ✦ Began the season at the Alternate Site in Springdale, Ark. but was recalled on May 1 and remained with the Royals for the rest of the season ... doubled his start total from 2020 (10) and tied for 2nd among Royals pitchers with nine quality starts, one behind **Brady Singer** (10) ... ranked third on the team with 130.0 innings
- ✦ On August 21 at Chicago (NL), took a no-hitter into the 7th inning ... walked the second batter of the game before retiring 17 straight ... despite no rain falling, the game was interrupted by a 34-minute "rain delay" in the top of the 7th ... once play resumed, he issued a walk to the first batter, followed by a 2-run homer.
- ✦ Named the Royals Pitcher of the Month for September/October, as he pitched to a 2.20 ERA (8 ER in 32.2 IP) over 6 starts with 26 strikeouts to nine walks (2.9 K/BB).

2020

- ✦ Despite having never pitched at the Double-A or Triple-A levels prior to 2020, made his Major League debut and 10 starts for Kansas City in the shortened season, going 1-6 with a 4.32 ERA (24 ER in 50.0 IP) and 49 strikeouts.
- ✦ Made his MLB debut in the Royals' eighth game of the season on July 31 vs. Chicago (AL) and allowed two earned runs on three hits and one walk with three strikeouts ... earned his first big league win in his eighth start of the season, on September 11 vs. Pittsburgh with 5.0 one-run innings and six strikeouts.

CAREER PITCHING

LEAGUE CHAMPIONS

YEAR	CLUB	W	L	ERA	G	GS	CG	SHO	SV	SVO	IP	H	R	ER	HR	HB	BB	SO	WHIP	AVG
2018	Idaho Falls (R)	2	3	4.03	10	10	0	0	0	0	38.0	38	25	17	2	3	19	53	1.50	.253
2019	Lexington (A)	4	1	2.08	9	9	0	0	0	0	47.2	27	14	11	3	1	15	75	0.88	.164
	Wilmington (A+)	7	4	2.30	17	17	2	1	0	0	101.2	76	28	26	3	6	27	110	1.01	.215
2020	KANSAS CITY	1	6	4.32	10	10	0	0	0	0	50.0	52	29	24	8	2	22	49	1.48	.263
2021	KANSAS CITY	6	7	4.43	29	20	0	0	0	0	130.0	121	67	64	22	7	59	114	1.38	.248
2022	Omaha (AAA)	0	2	6.59	3	3	0	0	0	0	13.2	14	10	10	2	0	4	17	1.32	.264
	KANSAS CITY	3	13	5.58	28	27	0	0	0	0	129.0	156	87	80	18	4	63	110	1.70	.306
2023	KANSAS CITY	0	2	3.94	3	3	0	0	0	0	16.0	19	7	7	1	1	2	16	1.31	.292
MAJOR LEAGUE TOTALS (4 SEASONS)		10	28	4.85	70	60	0	0	0	0	325.0	348	190	175	49	14	146	289	1.52	.276
MINOR LEAGUE TOTALS (3 SEASONS)		13	10	2.87	39	39	2	1	0	0	201.0	155	77	64	10	10	65	255	1.09	.215

CAREER TRANSACTIONS

OPTION YEARS USED: 2/3

2019: Drafted by Kansas City in the 1st round of the June Draft, signed 6/20 ... 2020: Contract selected by Kansas City, 7/31 ... 2023: Placed on Kansas City's 15-Day Injured List, 4/16 (Left flexor strain) ... Transferred to the 60-Day Injured List, 5/3 to 11/2 (UCL reconstruction surgery).

AWARDS & HONORS

- 2019 Paul Splittorff Minor League Pitcher of the Year
- 2019 Pitcher of the Year, Wilmington Blue Rocks (A+)
- 2019 MiLB.com Fan's Choice: Best Starting Pitcher
- 2019 MiLB.com Organization All-Star, LHP (LEX/WIL)
- 2019 Carolina League Postseason All-Star (WIL)
- 2019 Baseball America Class High A All-Star (WIL)
- 2019 SiriusXM All-Star Futures Game Selection (WIL)
- 2018 Pioneer League Midseason All-Star (IDF)

CAREER HIGHS

INNINGS: 9.0 (2x) – Last: 8/15/19 vs. Lynchburg
 STRIKEOUTS: 12 – 4/12/19 vs. Columbia
 WALKS: 6 (2x) – Last: 7/7/22 @ HOUSTON
 HITS: 10 (3x) – Last: 4/15/23 vs. ATLANTA
 EARNED RUNS: 7 – 8/15/21 vs. ST. LOUIS
 HOME RUNS: 4 – 6/8/21 @ LOS ANGELES (AL)
 PITCHES THROWN: 112 – 9/12/19 @ Fayetteville

SCORELESS STREAK: 17.2 IP – 5/6/21 to 5/18/21
 HOMERLESS STREAK: 67.1 IP – 7/17/19 to 7/31/20



- ✦ His 8.82 K/9 (49 K in 50.0 IP) set a Royals franchise rookie record and was the second-best among Major League rookies, behind only Houston's Cristian Javier (8.94).

2019

- ✦ Named Kansas City's Paul Splittorff Minor League Pitcher of the Year and the Wilmington Blue Rocks Pitcher of the Year, as he split the season between Lexington (A) and Wilmington (A+) ... led MiLB with 185 strikeouts (11.15 K/9), tied for the Minor League lead with two complete games, ranked 6th in WHIP (0.97), tied 9th in wins and ranked 10th in ERA.
- ✦ Pitched in the SiriusXM All-Star Futures Game on July 7 in Cleveland and recorded the final two outs in the fourth inning ... also named the MiLB.com Fans' Choice for Best Starting Pitcher, an MiLB.com Organization All-Star, a Carolina League postseason All-Star and a Baseball America High Class-A All-Star.
- ✦ Threw complete games in consecutive starts, on August 8 @ Fayetteville (HOU) and August 15 vs. Lynchburg (CLE) ... took a no-hitter into the ninth inning on 8/15 but allowed a hit to lead off the ninth and finished his first career shutout.

2018

- ✦ Spent his first pro season with Idaho Falls (R) and was named a Pioneer League midseason All-Star ... made 10 starts and struck out 53 in 38.0 innings (12.6 K/9).

COLLEGE (2016-2018)

- ✦ Attended Stanford University from 2016 to 2018 and pitched in 51 games (36 starts) for the Cardinal (Pac-12), with a 15-10 record, 2.82 ERA (70 ER in 223.1 IP) and 235 strikeouts.
- ✦ Majored in communications and aspires to one day be a sports color commentator.

MISCELLANEOUS

- ✦ 2015: Graduated from Archbishop Mitty High School (California).



NOAH CAMERON



BATS LEFT

THROWS LEFT

HEIGHT 6'3"

WEIGHT 220

MLB SERVICE 0.000



LEFT-HANDED PITCHER

OPENING DAY AGE 26

BORN July 17, 1999 in St. Joseph, Missouri

RESIDES St. Joseph, Missouri

MLB DEBUT April 8, 2022 (Columbia) 3.0 IP, 4 H, 3 ER, 4 K vs. Augusta

HIGH SCHOOL Central High School (Saint Joseph, Missouri)

COLLEGE University of Central Arkansas (Conway, Arkansas)

DRAFTED Selected by Kansas City in the 7th round of the 2021 MLB Draft (199th OVERALL)

CAREER REVIEW

- Noah Cameron is entering his 4th year in the Kansas City Royals organization, after being drafted in 2021 out of Central Arkansas ... he reached Double-A Northwest Arkansas last year, but has not yet made his Triple-A debut.
- Cameron has exclusively been a starting pitcher in his professional career, with all 43 of his appearances on the mound being starts ... 29 of those 43 appearances have lasted at least 4.0 innings.
- Since he made his professional debut in 2022, Cameron's 231 strikeouts are tied for the second-most of any Royals Minor League pitcher across the last two seasons, while 43 starts rank fourth ... among 30 Kansas City Minor League arms that have thrown at least 120.0 innings since the start of the 2022 season, his 4.53 K/BB and 31.4% K% rank as the highest ... his 12.02 K/9 ranks second, as does a 2.65 BB/9 and 1.29 WHIP.
- Enters 2024 ranked by MLB Pipeline as the No. 21 Royals prospect.
- Enters 2024 ranked by Baseball America as the No. 23 Royals prospect.

2023 HIGHLIGHTS

- Split the season between Quad Cities (A+) and NW Arkansas (AA) and combined to go 5-12 over 24 starts between the two levels, with a 5.28 ERA (63 ER in 107.1 IP) and 132 strikeouts to just 35 walks (3.77 K/BB).
- Ranked third among Royals Minor League pitchers in strikeouts, tied fourth in starts and tied ninth in innings pitched ... among those in the system with at least 100.0 innings pitched, ranked first in K/9 (11.07) and K/BB.
- In High-A, walked just 9 to 58 strikeouts (6.44 K/BB), but after being promoted to Double-A on May 19, walked 26 compared to 74 strikeouts (2.85 K/BB) with NWA.
- Twice came one away from his career high in strikeouts by punching out 11 ... struck out 11 over 5.0 innings of one-run ball on May 2 at Great Lakes (LAD) and again over 6.0 shutout innings on May 16 at Wisconsin (MIL), his final High-A start.
- Made the first four quality starts of his professional career, two with each the River Bandits and Naturals ... in his Double-A debut on May 24 at Tulsa (LAD), threw a career-high 7.0 shutout innings with just 3 hits and 1 walk allowed and 6 strikeouts.
- After taking a no-decision in his Double-A debut, lost his next seven NWA starts, between May 30 and July 20 ... in that span where he went 0-7, produced a 8.03 ERA (22 ER in 24.2 IP) with a .317 opponents' average (32-for-101).

SEASON-BY-SEASON RUNDOWN

2022

- Made his professional debut and largely split the season between Columbia (A) and Quad Cities (A+), with a stint on the 7-Day Injured List and rehab stint with the ACL Royals (R) as well ... between the three levels, combined to go 2-3 across 19 starts, with a 3.56 ERA (26 ER in 65.2 IP) with 16 walks to 99 strikeouts (6.19 K/BB).
- Named a Royals MLB.com Organization All-Star as a left-handed starting pitcher, as he tied for seventh in the system in strikeouts ... among Royals Minor League pitchers with at least 60.0 innings, ranked first in K/9 (13.57), K/BB, K% (36.7%) and was had the second-lowest WHIP (1.13) and third-lowest ERA.
- Tied a season-high of 5.0 innings four times, including 5.0 scoreless frames on May 4 vs. Delmarva (BAL) and June 8 at Peoria (STL) ... these were 2 of 6 scoreless starts.
- In his High-A debut on May 22 at Dayton (CIN), set a career-high with 12 strikeouts over 4.0 innings of work ... all 12 outs he recorded came via the punchout, working around 3 hits (1 homer) and a walk that produced 2 runs.
- After 6 starts with the River Bandits, landed on the 7-Day Injured List with a "minor shoulder injury" on July 4, before eventually being activated August 14, missing 32 games ... made 3 rehab starts with the ACL Royals between August 2 and 11 with a 3.18 ERA (2 ER in 5.2 IP).

CAREER PITCHING

YEAR	CLUB	W	L	ERA	G	GS	CG	SHO	SV	SVO	IP	H	R	ER	HR	HB	BB	SO	WHIP	AVG
2022	ACL Royals (R) +	0	1	3.18	3	3	0	0	0	0	5.2	9	2	2	1	0	0	7	1.59	.346
	Columbia (A)	0	1	3.72	7	7	0	0	0	0	29.0	22	14	12	3	0	9	39	1.07	.208
	Quad Cities (A+)	2	1	3.48	9	9	0	0	0	0	31.0	27	15	12	2	2	7	53	1.10	.229
2023	Quad Cities (A+)	2	2	3.60	7	7	0	0	0	0	35.0	28	15	14	5	3	9	58	1.06	.215
	NW Arkansas (AA)	3	10	6.10	17	17	0	0	0	0	72.1	87	52	49	14	4	26	74	1.56	.297
MINOR LEAGUE TOTALS (2 SEASONS)		7	15	4.63	43	43	0	0	0	0	173.0	173	98	89	25	9	51	231	1.29	.257

CAREER TRANSACTIONS

2021: Drafted by Kansas City in the 7th round of the July Draft, signed 7/18 ... 2022: Placed on Quad Cities' 7-Day Injured List, 7/4 to 8/14.

OPTION YEARS USED: 0/3

AWARDS & HONORS

2022 MiLB.com Organization All Star, LHP (COL/OC)

CAREER HIGHS

INNINGS: 7.0 – 5/24/23 @ Tulsa
 STRIKEOUTS: 12 – 5/22/22 @ Dayton
 WALKS: 3 (7x) – Last: 9/10/23 @ Frisco
 HITS: 10 (2x) – Last: 8/1/23 @ Springfield
 EARNED RUNS: 7 – 5/9/23 vs. Cedar Rapids
 HOME RUNS: 3 (2x) – Last: 6/28/23 @ Wichita
 PITCHES THROWN: 91 (2x) – Last: 7/26/23 @ Arkansas

SCORELESS STREAK: 15.0 IP – 5/16/23 to 5/30/23
 HOMERLESS STREAK: 21.2 IP – 5/22/22 to 8/6/22



- Made 4 starts after coming off the Injured List, between August 17 and September 7 ... did not throw more than 3.0 innings or 50 pitches in any of those outings, with a 4.50 ERA (5 ER in 10.0 IP) to close out the season.

2021

- Drafted by the Kansas City Royals in the 7th round of the 2021 MLB Draft, out of Central Arkansas ... did not pitch professionally in the months after being drafted (or during the college season), after undergoing Tommy John surgery in August 2020 ... one of three local products the Royals drafted in 2021.

COLLEGE (2019-2021)

- Pitched in two seasons for the University of Central Arkansas, going a combined 7-3 with a 2.86 ERA (39 ER in 122.2 IP) and 122 strikeouts to 21 walks across 18 starts for the Bears (Southland Conference).
- Made 3 starts with the Willmar Stingers in the Northwoods League during the summer of 2020 before undergoing Tommy John surgery in August 2020, which kept him out of action in 2021.
- SOPHOMORE (2020): A preseason All-SLC first-team selection in 2020, made 4 starts in the shortened season due to COVID-19 ... went 1-1 with a 2.57 ERA (8 ER in 28.0 IP) ... threw at least 100 pitches in 3 of his 4 starts ... finished the abbreviated season second in the conference in innings pitched.
- FRESHMAN (2019): Pitched in 14 games (all starts) and went 6-2 with a 2.95 ERA (31 ER in 94.2 IP), named a Freshman All-American by *Collegiate Baseball* and earned second-team All-Southland honors ... pitched at least 5.0 innings in 13 of his 14 starts ... finished 5th in the conference in strikeouts, 7th in games started, 8th in ERA, 8th in innings pitched and 10th in opponents' batting average ... threw a 4-hit complete-game shutout with 13 strikeouts on March 16 against Nichols State to earn SLC Pitcher of the Week honors.

MISCELLANEOUS

- 2018: Graduated from Central High School (Mo.) where he was a three-time First-Team All-Conference pitcher and first baseman ... a four-sport athlete in high school was also a punter in football, goalie in soccer and shooting forward in basketball.
- Grew up a Kansas City Royals fan, just an hour north of Kauffman Stadium in St. Joseph, Missouri and would attend two or three games a year at the "K".

+ REHAB ASSIGNMENT



LUIS CESSA

lou-EESE SESS-uh



BATS RIGHT

THROWS RIGHT

HEIGHT 6'0"

WEIGHT 222

MLB SERVICE 6.005



RIGHT-HANDED PITCHER

OPENING DAY AGE 31

BORN April 25, 1992 in Córdoba, Veracruz, Mexico

RESIDES Chandler, Arizona

MLB DEBUT June 2, 2009(DSL Mets) 2 0-for-3 @ DSL Cubs 2

MLB DEBUT April 8, 2019 (New York, AL) 2.0 IP, 2 H, 1 ER, 2 K @ Detroit

SIGNED July 9, 2008 – Signed by New York (NL) as an International free agent

ACQUIRED November 18, 2023 – Signed by Kansas City as a Minor League free agent

CAREER REVIEW

- Luis Enrique Cessa** is entering his 16th season in professional baseball, his 14th as a pitcher and his first in the Royals organization ... originally signed by the Mets as an infielder in 2008, he was traded to the Tigers in July 2015, then flipped to the Yankees from Detroit in December 2015, traded from New York to Cincinnati in July 2021 and has had stints in the Rockies and Nationals organizations, before signing with Kansas City in November 2023.
- Cessa has spent time both as a starter and reliever in his career ... over the last two years, he has made 23 starts, compared to 52 relief appearances in the Major Leagues and Triple-A ... between 2018 and 2021, only 13 of 137 appearances were starts (124 relief appearances) ... he made 127 starts over his first 151 professional appearances ... between 2011 and 2017.
- Over parts of 8 Major League seasons, with the Yankees (2016 to 2021) and Reds (2021 to 2023), he has appeared in 208 MLB games (35 starts) with a 17-22 record and 4.43 ERA (209 ER in 425.0 IP) and 331 strikeouts to 141 walks ... has made 5 MLB Opening Day rosters in his career: 2016, 2019, 2021 for the Yankees and 2022, 2023 for the Reds.
- Since 2019 has made 44 relief appearances of at least 2.0 innings and 26 scoreless relief outings of at least 2.0 innings.

2023 HIGHLIGHTS

- Was on the 2023 World Baseball Classic roster for Team Mexico and pitched 2.0 innings of relief on March 11 vs. Columbia, a 5-4 loss in 10 innings ... returned to spring training with Cincinnati after only pitching in the one game, in order to prepare for the Major League regular season, in the Reds rotation.
- In his third season with Cincinnati, opened the regular season with the Reds and made 7 appearances (6 starts) before he was designated for assignment on May 9 and released May 14 ... did not appear in an MLB game the rest of the year.
- Allowed a career-worst 11 runs on 14 hits and 3 walks with no strikeouts over just 3.0 innings of work on April 16 vs. Philadelphia ... Phillies scored 9 runs in the 1st inning.
- Signed a Minor League contract with Colorado on May 23 and made 6 starts for the Albuquerque Isotopes (AAA) before getting released on June 29.
- Signed a Minor League contract with Washington on July 6 and pitched in 16 games (1 start) for the Rochester Red Wings, before the Nationals released him on August 29.
- Between Albuquerque and Rochester, combined to go 1-3 with a 8.71 ERA (20 ER in 20.2 IP) over 16 Triple-A appearances (1 start) with 23 strikeouts.

SEASON-BY-SEASON RUNDOWN

2022

- Spent the entire season in the Major Leagues with the Reds and opened the year in Cincinnati's bullpen before moving to the rotation to finish the year ... over 36 relief appearances, went 3-1 with a 4.91 ERA (20 ER in 36.2 IP) and 28 strikeouts ... across 10 starts, went 1-3 with a 4.30 ERA (21 ER in 44.0 IP) and 31 strikeouts.
- Made 1 opener start in April but otherwise pitched in the bullpen until late August, after the Reds lost 8 starting pitchers to trade or injury ... starts for his last 9 outings of the year were his first since the 2018 season when he made 5 starts (of 16 appearances) with the Yankees.
- Missed 20 games on the 15-Day Injured List between July 7 and August 2 with a left triceps muscle strain ... left his appearance in the first game of a doubleheader on July 7 vs. Pittsburgh with a 3-2 count on **Brian Reynolds** ... reinstated after RHP **Tyler Mahle** was traded to the Twins.
- After being activated from the Injured List, posted a 3.26 ERA (18 ER in 49.2 IP) and .211 opponents' average (38-for-180) over his final 15 appearances (9 starts).
- Took a no-hitter into the 5th inning on September 18 @ Chicago (AL) ... a **Nico Hoerner** triple led off the fifth inning ... also recorded his 300th career strikeout in that game, as **Alfonso Rivas** went down swinging to end the second inning.

2021

- Split the season between the Yankees and Reds, traded from New York to Cincinnati along with LHP **Justin Wilson**, on July 27 for a player to be named (RHP **Jason Parker**, 8/30) ... was traded from Detroit to New York in exchange for Wilson in 2015.
- Between the two teams, combined for a 5-2 record and 2.51 ERA (18 ER in 64.2 IP) over 53 appearances ... was the lowest ERA of his Major League career, with MLB career highs in wins and appearances.
- In his last 32 outings of the season (June 15 through October 2), posted a 1.88 ERA (8 ER in 38.1 IP) and a .232 opponents' average (33-for-142).
- Retired 27 straight batters (10 strikeouts) over an 8-appearance stretch from September 10 to September 23, including a straight perfect outing from September 5 to 20 ... was the longest perfect streak by a Reds relief pitcher since at least 1957.
- Arrived in Chicago the afternoon of July 28 and in that night's 8-2 win over the Cubs made his Reds debut by throwing a perfect seventh inning.

AWARDS & HONORS

2015 Eastern League Midseason All-Star (BNG)

CAREER HIGHS

INNINGS: 8.2 – 9/3/12 vs. Lowell
STRIKEOUTS: 12 – 8/5/13 vs. Charleston
WALKS: 4 (1 tx) – Last: 9/23/22 vs. MILWAUKEE
HITS: 14 – 4/16/23 vs. PHILADELPHIA
EARLED RUNS: 11 – 4/16/23 vs. PHILADELPHIA
HOME RUNS: 3 (4x) – Last: 6/7/23 vs. Sugar Land
PITCHES THROWN: 102 (2x) – Last: 6/23/15 vs. Harrisburg

SCORELESS STREAK: 19.1 IP – 5/26/13 to 6/15/13
HOMERLESS STREAK: 47.2 IP – 8/3/14 to 5/14/15



2020

- Began the season on the COVID-19 injured list after missing the first 2 weeks of summer camp ... missed the first 9 games of the season, activated on August 5 and made 16 appearances for the Yankees, with a 3.32 ERA (8 ER in 21.2 IP).
- Had a Major League career-high 12.2-inning scoreless streak from August 26 through the fifth inning on September 23 ... allowed 10 hits and 5 walks with 8 strikeouts during the stretch, the longest scoreless streak by a Yankee in 2020, spanning 9 full outings and a partial game.
- Made his 100th career Major League appearance on September 18 at Boston, throwing 1.1 scoreless innings with a strikeout.
- Made three postseason relief appearances, pitching once in the American League Wild Card Series and twice in the ALDS ... posted a 4.50 ERA (2 ER in 4.0 IP).

2019

- For the first time in his career, spent the entire season at the Major League level and made 43 relief appearances for the Yankees, going 2-1 with 1 save, a 4.11 ERA (37 ER in 81.0 IP) and 75 strikeouts.
- Over 9 games, from June 19 to August 4, pitched to a 1.11 ERA (3 ER in 24.1 IP) with 24 strikeouts ... threw at least 3.0 innings in 5 of those 9 outings.
- Threw a season-high 4.0 innings in back-to-back appearances, with the second outing coming on June 30 at Boston in London, a scoreless game with 2 strikeouts.
- Made two postseason relief appearances, combining to toss 4.0 scoreless innings between Games 3 and 6 of the ALCS ... made his postseason debut on October 15 vs. Houston in ALCS Game 3, throwing 2.0 scoreless innings with 3 strikeouts.

2018

- Spent most of his season in the Major Leagues with New York, pitching to a 5.24 ERA (26 ER in 44.2 IP) in 16 games (5 starts) and across 8 stints with the Yankees.
- As a starter in the Majors, pitched to a 6.50 ERA (13 ER in 18.0 IP), compared to a 4.39 ERA (13 ER in 26.2 IP) in his 11 relief appearances ... threw at least 2.0 innings in 9 of his 11 relief appearances and 3.0 innings in 6 of those 11 games.
- Started the season with the Scranton/Wilkes-Barre RailRiders (AAA) but did not make an appearance before being recalled on April 7, when he made his season debut.
- Missed 55 games while on the 10-day Disabled List from April 19 (retroactive to 4/18) to June 21 with a left oblique strain ... in 2 rehab starts, 1 with each the Lampa Tarpons (A+) and Trenton Thunder (AA), went 0-1 with a 3.18 ERA (2 ER in 5.2 IP).
- Made a spot start in Game 2 of a doubleheader on July 9 at Baltimore and earned the win, throwing 6.0 scoreless innings with 3 hits and 4 strikeouts, his first win as a starter since August 26, 2016 vs. Baltimore ... snapped a 13-start winless streak.

2017

- Split his season between the Major Leagues with the Yankees and the Scranton/Wilkes-Barre RailRiders (AAA) ... went 0-3 with a 4.75 ERA (19 ER in 36.0 IP) over 4 MLB stints (May 1, June 15 to July 8, July 18 to 30 and August 14 to October 1).
- Made the longest relief appearance by a Yankee in 2017, firing 4.2 scoreless innings with no walks and 3 strikeouts on July 4 vs. Toronto.
- Made his final appearance of the year on August 14 vs. New York (AL), allowing 2 earned runs over a 4.1-inning start, his first career appearance against the organization that signed him as an infielder in 2008 ... placed on the 10-day Disabled List the next day, August 15 with a ribcage injury and was transferred to the 60-day DL. September 1 and missed the team's final 45 games of the season.
- Made 14 Triple-A appearances (13 starts) with Scranton/Wilkes-Barre and did not allow a run over his final 13.1 innings with the RailRiders, a 3-start span with 9 hits, 4 walks and 20 strikeouts from July 13 to August 9.

LUIS CESSA (CONT.)

2016

- ☛ Made his first career Opening Day roster and saw his first Major League action, splitting the season between the Yankees' Major League roster and the Scranton/Wilkes-Barre RailRiders (AAA), with four separate Major League stints (April 4 to 15, May 17 to June 7, June 26 to July 5, August 11 to October 2).
- ☛ Made his Major League debut on April 8 at Detroit, allowed 1 run on 2 hits over 2.0 innings with 2 strikeouts, including **Justin Upton** swinging for his first MLB strikeout.
- ☛ Earned his first Major League win on June 29 vs. Texas, allowing 1 earned run in across 3.0 innings to close out the game.
- ☛ Allowed 24 of his 36 runs on 16 home runs (10 solo HRs, four two-run HRs, two three-run HRs ... his 2.05 HR/9 (16 HR in 70.1 IP) was fifth-highest in the Majors among pitchers with at least 70.0IP.
- ☛ Made his first 8 MLB appearances in relief going 2-0 with a 5.30 ERA (11 ER in 18.2 IP) ... joined the rotation on August 20 and went 2-4 with a 4.01 ERA (23 ER in 51.2 IP) in 9 starts ... a 1.06 WHIP as a starter was fifth-lowest among AL starters (min. 50.0 IP).
- ☛ Allowed 1 earned run or less in 6 of his last 8 Triple-A starts with the RailRiders, resulting to a 2.06 ERA (11 ER in 48.0 IP) over the span between June 15 and August 5.

2015

- ☛ Made 25 starts between the Binghamton Mets (AA) and Las Vegas 51s (AAA) in the Mets organization and the Toledo Mud Hens (AAA) in the Tigers organization ... between the three teams, combined to go 8-10 with a 4.52 ERA (70 ER in 139.1 IP) and 119 strikeouts to 36 walks (3.31 K/BB).
- ☛ Opened the season in Double-A with Binghamton and made 13 starts for the Mets, before earning his first promotion to Triple-A on July 3 ... at the time of his promotion to Las Vegas, ranked eighth in the Eastern League in ERA and tied for sixth in wins.
- ☛ Traded from the Mets to the Tigers along with RHP **Michael Fulmer** in exchange for OF **Yoenis Cespedes** on July 31 ... made seven starts for the Mud Hens, going 1-3 with a 5.97 ERA (25 ER in 37.2 IP).
- ☛ Added to the Detroit's 40-man roster on November 3, then traded from the Tigers to the New York Yankees with RHP **Chad Green** in exchange for LHP **Justin Wilson** on December 9.

2014

- ☛ Spent nearly the entire season with a St. Lucie Mets (A+), where he made 20 starts and went 7-8 with a 4.00 ERA (51 ER in 114.2 IP).
- ☛ Made a spot start for the Binghamton Mets (AA), called up to Double-A to pitch the first game of a doubleheader on May 21 @ Portland (BOS) and took the loss, allowing 5 earned runs on 7 hits in 3.2 innings.

2013

- ☛ Spent the entire year with the Savannah Sand Gnats (A) and went 8-4 with a 3.12 ERA (45 ER in 130.0 IP) over 21 starts ... ranked eighth in the South Atlantic League in ERA.
- ☛ Was named the South Atlantic League Pitcher of the Week on June 3, after throwing 7.2 scoreless innings with 0 walks and 10 strikeouts on June 1 @ Kannapolis (CWS)

2012

- ☛ Spent the entire season with the Brooklyn Cyclones (A-) and went 5-4 with a 2.49 ERA (20 ER in 72.1 IP) in 13 starts ... ranked 10th in the New York-Penn League in ERA.
- ☛ Allowed 2 runs or less in 11 of his 13 starts, including his last start, where he allowed 1 run over a career-high 8.2 innings in a win on September 3 vs. Lowell (BOS).

2011

- ☛ Split his first season as a pitcher between the DSL Mets 2 (R) and the GCL Mets (R), combining to go 4-3 over 15 games (6 starts) with a 3.19 ERA (19 ER in 53.2 IP).
- ☛ Moved from the Dominican Summer League to the Gulf Coast League on June 29 ... over his last 7 games, went 3-0 with a 0.82 ERA (2 ER in 22.0 IP) with 16 strikeouts.

2009-10

- ☛ Signed by the Mets as an international free agent in July 2008, spent his first two professional seasons as an infielder with the DSL Mets (R) ... over 57 games in the Dominican Summer League, slashed .178/.321/.229 (.28-for-157).
- ☛ Split playing time between 3B (273.0 innings), 2B (132.0 innings) and SS (2.0 innings).

MISCELLANEOUS

- ☛ Was a color analyst for FOX Latin America's broadcast of the 2016 World Series.

CAREER PITCHING

YEAR	CLUB	+ REHAB ASSIGNMENT																O LEAGUE CHAMPIONS									
		W	L	ERA	G	GS	CG	SHO	SV	SVO	IP	H	R	ER	HR	HB	BB	SO	WHIP	AVG							
2011	DSL Mets 2 (R)	0	1	2.49	5	5	0	0	0	0	21.2	19	8	6	0	1	3	23	1.02	.241							
	GCL Mets (R)	4	2	3.66	10	1	0	0	1	2	32.0	29	15	13	1	1	10	23	1.22	.238							
2012	Brooklyn (A-)	5	4	2.49	13	13	0	0	0	0	72.1	64	21	20	4	2	13	44	1.06	.241							
2013	Savannah (A)	8	4	3.12	21	21	1	0	0	0	130.0	136	53	45	11	0	19	124	1.19	.268							
2014	St. Lucie (A+)	7	8	4.00	20	20	1	0	0	0	114.2	110	54	51	7	3	27	83	1.19	.253							
	Binghamton (AA)	0	1	12.27	1	1	0	0	0	0	3.2	7	5	5	2	1	2	3	2.45	.412							
2015	Binghamton (AA)	7	4	2.56	13	13	0	0	0	0	77.1	77	25	22	2	0	17	61	1.22	.261							
	Las Vegas (AAA)	0	3	8.51	5	5	0	0	0	0	24.1	40	25	23	3	1	4	24	1.81	.354							
	Toledo (AAA)	1	3	5.97	7	7	0	0	0	0	37.2	46	27	25	2	2	15	34	1.62	.307							
2016	Scranton/WB (AAA)	6	3	3.03	15	14	1	1	0	1	77.1	66	33	26	8	0	23	69	1.15	.235							
	NEW YORK - AL	4	4	4.35	17	9	0	0	0	0	70.1	64	36	34	16	3	14	46	1.11	.241							
2017	Scranton/WB (AAA)	4	6	3.45	14	13	0	0	0	0	78.1	75	37	30	7	2	26	67	1.29	.253							
	NEW YORK - AL	0	3	4.75	10	5	0	0	0	0	36.0	36	21	19	7	3	17	30	1.47	.257							
2018	Tampa (A+) +	0	1	10.80	1	1	0	0	0	0	1.2	3	2	2	0	0	4	1	4.20	.375							
	Trenton (AA) +	0	1	2.70	2	2	0	0	0	0	10.0	6	4	3	0	0	1	12	0.70	.167							
	Scranton/WB (AAA)	3	0	2.73	6	5	0	0	0	1	26.1	19	9	8	1	0	4	25	0.87	.196							
	NEW YORK - AL	1	4	5.24	16	5	0	0	2	2	44.2	51	27	26	5	0	13	39	1.43	.282							
2019	NEW YORK - AL	2	1	4.11	43	0	0	0	1	1	81.0	75	42	37	14	3	31	75	1.31	.246							
2020	NEW YORK - AL	0	0	3.32	16	0	0	0	1	1	21.2	20	10	8	2	0	7	17	1.25	.235							
2021	NEW YORK - AL	3	1	2.82	29	0	0	0	0	0	38.1	31	17	12	2	0	17	31	1.25	.218							
	CINCINNATI	2	1	2.05	24	0	0	0	0	0	26.1	24	7	6	3	0	2	23	0.99	.245							
2022	CINCINNATI	4	4	4.57	46	10	0	0	1	1	80.2	76	44	41	14	2	28	59	1.29	.250							
2023	Albuquerque (AAA)	2	0	8.44	6	6	0	0	0	0	21.1	30	20	20	5	0	10	19	1.88	.333							
	Rochester (AAA)	1	3	8.71	16	1	0	0	3	4	20.2	24	22	20	4	2	10	23	1.65	.286							
	CINCINNATI	1	4	9.00	7	6	0	0	0	0	26.0	46	26	26	3	1	12	21	2.23	.397							
MAJOR LEAGUE TOTALS (8 SEASONS)		17	22	4.43	208	35	0	0	4	5	425.0	423	230	209	66	12	141	331	1.33	.258							
MINOR LEAGUE TOTALS (9 SEASONS)		46	46	3.83	155	128	3	1	4	8	749.1	751	360	319	57	15	188	635	1.25	.261							

CAREER BATTING

YEAR	CLUB	AVG	G	AB	R	H	TB	2B	3B	HR	RBI	BB	IBB	SO	SB	CS	OBP	SLG	OPS
2009	DSL Mets (R)	.191	34	89	17	17	23	1	1	1	9	19	0	33	8	5	.379	.258	.637
2010	DSL Mets 1 (R)	.162	23	68	2	11	13	2	0	0	3	4	0	19	1	0	.230	.191	.421
2015	Binghamton (AA)	.200	13	5	1	1	1	0	0	0	0	0	0	0	0	0	.200	.200	.400
	Las Vegas (AAA)	.200	5	5	0	1	2	1	0	1	0	0	0	0	0	0	.200	.400	.600
2018	NEW YORK - AL	.000	16	1	0	0	0	0	0	0	0	0	0	1	0	0	.000	.000	.000
2019	NEW YORK - AL	.000	43	1	0	0	0	0	0	0	0	0	0	1	0	0	.000	.000	.000
MAJOR LEAGUE TOTALS (2 SEASONS)		.000	208	2	0	0	0	0	0	0	0	0	0	2	0	0	.000	.000	.000
MINOR LEAGUE TOTALS (3 SEASONS)		.180	76	167	20	30	39	4	1	1	13	23	0	52	9	5	.315	.234	.549

CAREER TRANSACTIONS

OPTION YEARS USED: N/A

2008: Signed by New York (NL) as an international free agent, 7/9 ... **2013:** Placed on Savannah's 7-Day Disabled List, 8/12 to 8/23 (*Right shin contusion*) ... Placed on Savannah's 7-Day Disabled List 9/12 to 9/24 (*Right elbow strain*) ... **2015:** Acquired by Detroit with RHP **Michael Fulmer** from New York (NL) for LF **Yoenis Cespedes**, 7/31 ... Contract selected by Detroit, 11/3 ... Acquired by New York (AL) with RHP **Chad Green** from Detroit for LHP **Justin Wilson**, 12/9 ... **2017:** Placed on New York's 10-Day Disabled List, 8/15 (*Ribcage injury*) ... Transferred to the 60-Day Injured List, 9/1 to 11/3 ... **2018:** Placed on New York's 10-Day Disabled List, 4/18 to 6/21 (*Left oblique strain*) ... **2020:** Placed on New York's 10-Day Injured List, 7/7 to 8/5 ... **2021:** Acquired by Cincinnati with LHP **Justin Wilson** from New York (AL) for a Player to be Named Later (RHP **Jason Parker** on 8/30), 7/28 ... **2022:** Placed on Cincinnati's 15-Day Injured List, 7/7 to 8/1 (*Left intercostal muscle strain*) ... **2023:** Designated for Assignment by Cincinnati 5/9 ... Released by Cincinnati, 5/14 ... Signed by Colorado as a Minor League free agent, 5/23 ... Released by Colorado, 6/29 ... Signed by Washington as a Minor League free agent, 7/6 ... Released by Washington 8/29 ... Signed by Kansas City as a Minor League free agent, 11/18.



CHRISTIAN CHAMBERLAIN



BATS LEFT / THROWS LEFT / HEIGHT 5'10" / WEIGHT 173 / MLB SERVICE 0.000



LEFT-HANDED PITCHER

OPENING DAY AGE 24

BORN July 20, 1999 in Grand Junction, Colorado

RESIDES Reno, Nevada

MILB DEBUT May 23, 2021 (Quad Cities) 2.0 IP, 1 H, 0 ER, 2 K @ Peoria

HIGH SCHOOL Reno High School (Reno, Nevada)

COLLEGE Oregon State University (Corvallis, Oregon)

ACQUIRED Selected by Kansas City in the 4th round of the 2020 MLB Draft (105th OVERALL)

CAREER REVIEW

- Christian Lyle Chamberlain is entering his fourth season in the Kansas City Royals organization, after being drafted in 2020 out of Oregon State ... he reached the Triple-A level for the first time in 2023, after spending parts of two seasons at Quad Cities (A+) and Northwest Arkansas (AA).
- While he made a handful of starts in college, Chamberlain has almost exclusively relieved in the Minor Leagues, outside of four starts to open the 2022 season.
- Among Royals Minor League pitchers that have totaled at least 100.0 innings over the last two seasons, Chamberlain has the highest K/9 (13.37) and second-highest K% (31.0%), with 156 strikeouts over 105.0 innings and 504 hitters faced.

2023 HIGHLIGHTS

- Opened the season in NW Arkansas (AA) and made 20 appearances out of the bullpen for the Naturals, going 1-2 with a 1.99 ERA (7 ER in 31.2 IP) and 49 strikeouts (13.93 K/9) ... 14 of his 20 Double-A appearances were scoreless.
- Promoted to Omaha on June 20 and made his Triple-A debut June 20 @ Rochester (WAS) and struck out two in an inning of work, 1 of 10 appearances for Omaha with multiple strikeouts.
- 15 of his 26 Triple-A appearances were scoreless ... after allowing 15 ER in his first 11 games/9.2 innings (13.97 ERA), allowed 2 ER in 10 games/9.2 innings (1.86 ERA), between July 28 and August 24.
- Among Royals Minor League pitchers with at least 40.0 innings pitched in 2023, ranked 2nd with a 13.50 K/9 and 2nd with 32.2% K% (84 K in 56.0 IP between AA & AAA), trailing only **John McMillon** ... his .172 opponents' average also ranked second-best, behind McMillon ... however, his 8.04 BB/9 and 19.2% BB% were both the worst in this group.

SEASON-BY-SEASON RUNDOWN

2022

- After beginning the season with Quad Cities (A+), was assigned to NW Arkansas (AA) on May 31 and finished the season in Double-A ... spent just under a month on the Development List with the Naturals, from August 10 to September 4.
- Among Royals Minor League pitchers with at least 40.0 innings pitched, his 13.22 K/9 and 29.6% K% both ranked 3rd-best ... however, his 19.3% BB% was second-worst, only behind **Will Klein**'s 22.0%.
- Pitched in 13 games (4 starts) for the River Bandits over the first two months of the season and went 0-1 with a 4.29 ERA (10 ER in 21.0 IP) and 39 strikeouts (16.7 K/9) ... started his first four games before moving to the bullpen for his last nine before getting called up to Double-A, posting a 8.10 ERA (6 ER in 6.2 IP) while starting, compared to a 2.51 ERA in relief (4 ER in 14.1 IP).
- Struggled in his first eight outings with the Naturals, posting a 15.43 ERA (16 ER in 9.1 IP) in the month of June, with 16 hits and 13 walks (3.11 WHIP) ... from July through the end of the season (12 games), produced a 3.86 ERA (8 ER in 18.2 IP), with 19 hits, and 14 walks (1.77 WHIP).
- After spending three and a half weeks on the Development List, returned to action September 4 @ Tulsa (LAD) and threw a scoreless inning on nine pitches (six strikes).
- Turned a corner in September allowing just two earned runs over 7.0 innings (2.57 ERA), with three of his five outings in the season's last month scoreless appearances.
- After finishing the Minor League season, assigned to the Surprise Saguaros in the Arizona Fall League and made eight appearances out of the bullpen, went 1-0 with a 3.48 ERA (4 ER in 10.1 IP) ... 7 of 8 his outings were scoreless, all four earned runs allowed came in one game on October 22 @ Mesa ... named an Arizona Fall League Rising Star and participated in the AFL's Fall-Stars Game on November 6, struck out the side on 12 pitches (11 strikes) punching out **Zac Veen**, **Jackson Merrill** and **Andy Pages** in order ... Veen, Merrill and Pages entered 2023 as MLB Pipeline's No. 27, No. 19 and No. 81 overall prospects in baseball.

AWARDS & HONORS

2022 Arizona Fall League Rising Star (SUR)

CAREER HIGHS

INNINGS: 2.2 (2x) - Last: 5/14/22 vs. Wisconsin
 STRIKEOUTS: 6 - 5/3/22 @ Cedar Rapids
 WALKS: 4 - 4/8/22 @ South Bend
 HITS: 4 (3x) - Last: 1/6/23 vs. Indianapolis
 EARNED RUNS: 6 - 6/17/22 vs. Arkansas
 HOME RUNS: 1 (14x) - Last: 9/9/23 @ Iowa
 PITCHES THROWN: 48 - 4/8/22 @ South Bend

SCORELESS STREAK: 8.2 IP - 5/31/23 to 6/17/23
 HOMERLESS STREAK: 40.2 IP - 8/6/22 to 6/17/23



2021

- Assigned to Quad Cities (A+) on May 23 to begin his career in professional baseball and pitched two games out of the bullpen for the River Bandits, going 1-0 with a 4.91 ERA (2 ER in 3.2 IP) with just one walk and six strikeouts, before being placed on the 7-Day Injured List on June 14, where he remained for the rest of the season.
- Did not allow a run across his first 3.2 innings, the only runs he allowed came on a pair of hits and a walk on May 27 at Dayton (CIN) after getting all five outs that he'd record in the game.

2020

- Despite the 2020 MLB Draft being shortened from 40 rounds to five, Chamberlain still made the cut and was selected in the fourth round of the draft, as one of the Royals' six picks ... with his selection, Oregon State had at least one pitcher picked in every MLB Draft for 20 consecutive seasons.

COLLEGE (2018-2020)

- Attended Oregon State University, where he pitched in 47 games (10 starts) for the Beavers (Pac-12) across three seasons, with an 8-5 record and 3.09 ERA (36 ER in 105.0 IP) and 140 strikeouts ... after predominantly relieving for his first two seasons in Corvallis, transitioned to the rotation as a Junior in 2020 before the season was cut short due to the COVID-19 Pandemic.
- JUNIOR (2020):** Was the Friday Night starter for OSU after two seasons in the bullpen and went 2-1 with a 0.82 ERA (2 ER in 22.0 IP) and 34 strikeouts (13.9 K/9) in four starts as a junior.
- SOPHOMORE (2019):** Appeared in 22 games (three starts), and went 3-4 with a 3.79 ERA, while striking out 53 in 40.1 innings ... pitched in 12 conference games (1 start) and was 1-3 with a 3.66 ERA, striking out 23 in 19.2 innings.
- FRESHMAN (2018):** Went 3-0 with a 3.54 ERA in 20 appearances, (three starts) and struck out 49 in 40.2 innings ... as a freshman, matched a College World Series record on June 26 in Game 1 of the CWS Championship Series against Arkansas with 11 strikeouts in one relief outing, eight of which came on his curveball ... pitched the final 4.2 innings in a 4-1 loss to the Razorbacks.

MISCELLANEOUS

- 2017:** Graduated from Reno High School (Nevada), where he was a three-year letterwinner and hit .485 with 24 extra-base hits and 20 stolen bases as a senior, while pitching to a 9-1 record with a 1.06 ERA and 130 strikeouts in 59.0 innings ... earned First-Team All-American honors as a senior by Collegiate Baseball.
- While at Oregon State, listed his favorite athlete as NBA Player Isaiah Thomas and his favorite movie as *The Other Guys* with Will Ferrell and Mark Wahlberg.

CAREER PITCHING

LEAGUE CHAMPIONS

YEAR	CLUB	W	L	ERA	G	GS	CG	SHO	SV	SVO	IP	H	R	ER	HR	HB	BB	SO	WHIP	AVG	
Did not play (no minor league season)																					
2020	Quad Cities (A+)	1	0	4.91	2	0	0	0	0	0	3.2	3	2	2	0	0	1	6	1.09	.214	
2022	Quad Cities (A+)	0	1	4.29	13	4	0	0	0	0	1	21.0	12	10	5	0	20	39	1.52	.164	
	NW Arkansas (AA)	3	0	7.71	20	0	0	0	0	2	28.0	35	25	24	4	3	27	33	2.21	.297	
2023	NW Arkansas (AA)	1	2	1.99	20	0	0	0	0	0	3	31.2	13	10	7	0	5	22	49	1.11	.120
	Omaha (AAA)	1	2	8.51	26	0	0	0	0	0	0	24.1	22	28	23	5	3	28	35	2.05	.239
MINOR LEAGUE TOTALS (3 SEASONS)		6	5	5.47	81	4	0	0	0	0	6	108.2	85	75	66	14	11	98	162	1.68	.210

CAREER TRANSACTIONS

OPTION YEARS USED: 0/3

2020: Drafted by Kansas City in the 4th round of the June Draft, signed 6/23 ... 2021: Placed on Quad Cities' 7-Day Injured List, 6/14 to 10/5 ... 2023: Placed on Omaha's 7-Day Injured List, 8/25 to 9/3.

CHANDLER CHAMPLAIN



Sham-plain

BATS RIGHT / THROWS RIGHT / HEIGHT 6'5" / WEIGHT 220 / MLB SERVICE 0.000


RIGHT-HANDED PITCHER

OPENING DAY AGE 24

BORN July 23, 1999 in Mission Viejo, California
RESIDES Capistrano Beach, California

MILB DEBUT April 10, 2022 (Tampa) 3.0 IP, 4 H, 1 ER, 5 K @ Lakeland
HIGH SCHOOL Santa Margarita Catholic High School (Rancho Santa Margarita, California)
COLLEGE University of Southern California (Los Angeles, California)
DRAFTED Selected by New York (AL) in the 9th round of the 2021 MLB Draft (273rd OVERALL)
ACQUIRED July 27, 2022 – Traded from New York (AL) with T.J. Sikkema and Beck Way to Kansas City in exchange for Andrew Benintendi

CAREER REVIEW

- Chandler Jay Champlain is entering his third season in professional baseball, his second after being drafted by the Yankees in 2021 and traded to Kansas City in July 2022.
- Has almost exclusively been a starter in his career, with 47 starts in 49 career Minor League appearances ... both relief outings came in July 2022.
- Since joining the Royals organization, has gone 12-11 with a 4.57 ERA (85 ER in 167.1 IP) and 147 strikeouts (7.91 K/9) over parts of two seasons ... that compares to his time in the Yankees organization, where he went 2-5 with a 4.30 ERA (35 ER in 73.1 IP) and 94 strikeouts (11.54 K/9).
- Enters 2024 ranked by MLB Pipeline as the No. 12 Royals prospect.
- Enters 2024 ranked by Baseball America as the No. 8 Royals prospect.

2023 HIGHLIGHTS

- Split the season between Quad Cities (A+) and NW Arkansas (AA), combined to go 11-8 with a 3.33 ERA (50 ER in 135.1 IP) and 125 strikeouts over 25 starts.
- Opened the year in High-A and made 6 quality starts of his 11 starts with the River Bandits, including 7.0 shutout innings on June 16 at Beloit (MIA), his final outing before being promoted to Double-A on June 20 ... added 7 more quality starts of his 14 starts with NWA.
- Totalled 13 quality starts of his 25 starts across two teams in 2023, ... 13 quality starts was the most of any Royals Minor League pitcher and were tied for the third-most among all Minor League pitchers (most: Somerset's **Richard Fitts**, 15) ... the next closest Royals Minor League arm was **Anthony Veneziano** with 7 ... the closest on the Major League staff was **Brady Singer**'s 9 quality starts.
- On May 5 at Great Lakes (LAD), threw 6.0 shutout innings with just 1 hit and 2 walks while striking out 7 ... for his effort, was named the Midwest League's Pitcher of the Week.
- Threw a season-high 8.0 innings with 8 strikeouts on August 2 at Springfield (STL), holding the Cardinals to 2 runs on 98 pitches.
- Fired a pair of scoreless starts with NWA, including 6.0 hitless innings on July 27 at Arkansas (SEA) ... **Noah Murdock** threw hitless seventh and eighth innings before **Anderson Paulino** allowed a leadoff single in the top of the ninth to end the combined no-hit bid ... recognized as the Texas League Pitcher of the Week for this start.
- Produced an 11.0-inning scoreless streak between July 21 and 27, spanning two starts ... were the second and third of 6 straight starts of 6.0 innings or more.

SEASON-BY-SEASON RUNDOWN

2022

- Pitched in 16 games (15 starts) for the Tampa Tarpons (A) before being acquired by the Kansas City Royals with RHP **Beck Way** and LHP **T.J. Sikkema** in exchange for OF **Andrew Benintendi** ... finished the year with Quad Cities (A+), where he pitched in 8 games (7 starts).
- Between the two teams in his first professional season, pitched in 24 games (22 starts with a 5.98 ERA (70 ER in 105.1 IP) and 116 strikeouts.
- Threw a season-high 6.1 innings in the Minor League Field of Dreams Game on August 5 vs. Cedar Rapids (MIN) in Dyersville, Iowa ... allowed 2 runs on 6 hits with no walks and 7 strikeouts, pitching for the "Davenport Blue Sox" in the nationally televised game on MLB Network ... said after the game, "In my baseball career, it was the best day of my life."
- Struck out a career-high 11 on July 17 vs. Daytona (CIN) ... was one of his four quality starts, allowing 3 earned runs over 6.0 innings to go along with 11 punchouts.

CAREER PITCHING

YEAR	CLUB	W	L	ERA	G	GS	CG	SHO	SV	SVO	IP	H	R	ER	HR	HB	BB	SO	WHIP	AVG
2021											Did not play (injured)									
2022	Tampa (A)	2	5	4.30	16	15	0	0	0	0	73.1	72	38	35	11	0	19	94	1.24	.251
	Quad Cities (A+)	1	3	9.84	8	7	0	0	0	0	32.0	58	35	35	3	2	11	22	1.26	.414
2023	Quad Cities (A+)	6	3	2.74	11	11	0	0	0	0	62.1	48	20	19	5	4	18	61	1.06	.214
	NW Arkansas (AA)	5	5	3.82	14	14	0	0	0	0	73.0	64	38	31	11	4	25	64	1.22	.234
MINOR LEAGUE TOTALS (2 SEASONS)		14	16	4.49	49	47	0	0	0	0	240.2	242	131	120	30	10	73	241	1.31	.262

CAREER TRANSACTIONS

2021: Drafted by New York (AL) in the 9th round of the July Draft, signed 7/17 ... 2022: Acquired by Kansas City with LHP T.J. Sikkema and RHP Beck Way from New York (AL) for LF Andrew Benintendi, 7/27.

OPTION YEARS USED: 0/3

AWARDS & HONORS

2023 Pitcher of the Year, NW Arkansas Naturals (AA)

CAREER HIGHS

INNINGS: 8.0 – 8/2/23 @ Springfield
STRIKEOUTS: 11 – 7/17/22 vs. Dayton
WALKS: 5 – 9/8/23 @ Frisco
HITS: 11 – 8/21/22 @ Peoria
EARNED RUNS: 8 – 8/28/22 vs. Dayton
HOME RUNS: 3 – 8/27/23 vs. Tulsa
PITCHES THROWN: 98 (2x) – Last: 8/16/23 @ Corpus Christi

SCORELESS STREAK: 11.0 IP – 7/21/23 to 7/27/23
HOMERLESS STREAK: 18.0 IP – 7/15/23 to 7/27/23



2021

- Drafted by the New York Yankees is the ninth round of the 2021 MLB Draft, out of the University of Southern California (USC) ... did not pitch professionally in his first summer after the draft, instead worked with the Yankees to refine his pitches.

COLLEGE (2019-2021)

- Pitched collegiately at the University of Southern California and went 5-8 with a 5.31 ERA (75 ER in 127.0 IP) and 107 strikeouts in 36 games (21 starts) over three years on campus with the Trojans (Pac-12).
- RS-SOPHOMORE (2021):** Made 15 starts for USC and went 4-4 with a 5.06 ERA (42 ER in 74.2 IP) and 69 strikeouts ... struck out a career-high 10 on two occasions: against Dixie State (April 10) and in his final collegiate start at Utah (May 28).
- SOPHOMORE (2020):** Made 6 appearances out of the bullpen for the Trojans during the pandemic shortened 2020 season and pitched to a 1.23 ERA (1 ER in 7.1 IP), did not give up an earned run in his last five appearances of the season.
- FRESHMAN (2019):** Pitched in 15 games (6 starts) and worked a 6.40 ERA (32 ER in 45.0 IP) and 32 strikeouts ... one of 8 Trojan pitchers with at least 15 games pitched.

MISCELLANEOUS

- 2018: Graduated from Santa Margarita Catholic High School (Calif.), where he played three years of varsity baseball and was a three-time All-Trinity League selection ... as a senior, hit .387 and had 63 strikeouts in 58 innings on the mound.
- Named a 2017 Under Armour All-American and pitched a scoreless 7th inning under the tutelage of National Team Manager Wes Helms in the game on July 29 at Wrigley Field ... opposed **Bobby Witt Jr.**, who played on the American Team ... was teammates on the National Team with fellow Royals Minor Leaguer **Joe Gray Jr.**, as well as **Kumar Rocker** and future big leaguers **Triston Casas**, **Bo Naylor** and **Jordan Groshans**, amongst others.
- Played for Team USA National Teams from 2014-17.
- Was selected by the Los Angeles Angels in the 38th round of the 2018 MLB Draft but elected not to sign and instead pursue his education and play collegiately at Southern California ... was the 120th-ranked prospect in the 2018 draft class.
- Father, Jay, was a 1981 letterman on the USC football team and was a member of the Trojans' 1978 National Championship squad ... mother, Robyn, and brother, Jayson, also attended USC.
- In college, listed his hobbies as surfing, fishing, golfing and spending time with friends, also noting he hopes to one day visit every MLB stadium.



AUSTIN COX



BATS LEFT / THROWS LEFT / HEIGHT 6'4" / WEIGHT 235 / MLB SERVICE 0.104



LEFT-HANDED PITCHER

OPENING DAY AGE 27

BORN March 28, 1997 in Macon, Georgia

RESIDES Kansas City, Missouri

MLB DEBUT June 24, 2018 (Burlington) 3.0 IP, 2 H, 0 ER, 5 K vs. Bluefield
HIGH SCHOOL First Presbyterian Day High School (Bibb County, Georgia)

COLLEGE Mercer University (Macon, Georgia)

ACQUIRED Selected by Kansas City in the 5th round of the 2018 MLB Draft (152nd OVERALL)

CAREER REVIEW

- Austin Cox is entering his 6th season in the Kansas City Royals organization, after being drafted in 2018 out of Mercer University ... he has spent parts of the last three seasons at Triple-A Omaha, with 43 games pitched for the Storm Chasers since 2021.
- Cox began his professional career as a starter, with 72 of his first 79 appearances in the Minor Leagues being starts between 2018 and 2022 ... he began to transition to the bullpen last year, as only 12 of his 36 total appearances were as a reliever.
- Since entering the professional ranks in 2018, Cox's 426.2 innings pitched rank as the second-most of any Royals Minor League pitcher, behind **Marcelo Martinez** (442.1) ... his 81 games started are the second-most, behind **Anthony Veneziano** (83).

2023 HIGHLIGHTS

- Opened the season in Omaha and pitched in 5 games (4 starts) before his contract was selected by Kansas City on May 3, his first of three stints with the Royals in the big leagues ... threw 2.0 scoreless innings in MLB Debut on May 4 vs. Baltimore, but was optioned back to Triple-A the next day.
- Pitched 5 games (4 starts) in his second stint with the Storm Chasers, recalled on June 7, then was optioned to Triple-A on July 4 and pitched twice more for Omaha, before being recalled on July 19.
- Ended the year on KC's 60-Day Injured List with an ACL tear suffered in September ... over 24 games (3 starts) with the Royals, went 0-1 with a 4.54 ERA (18 ER in 35.2 IP).
- 4 of his 12 outings with Omaha were scoreless, including 3 starts ... made 1 quality start for Omaha, his 4th start of the year on April 27 @ Nashville (MIL) — 6.0 IP, 0 R.
- Began his MLB career by retiring 35 of the first 39 batters he faced across 6 relief appearances into June 22, allowing only 4 walks ... his 39 batters without allowing a hit marked the longest such streak in the Expansion Era.

SEASON-BY-SEASON RUNDOWN

2022

- Spent the entire season with Omaha (AAA) and made 29 appearances (24 starts) for the Chasers, going 7-7 with his first career save and a career-high 105 strikeouts.
- His 147.1 innings pitched ranked first among all Royals farmhands, while 24 games started ranked fourth, 7 wins ranked tied fourth and 105 strikeouts was sixth ... ranked second in the International League in innings.
- Led the Storm Chasers pitching staff with 6 quality starts, the most since **Foster Griffin** had 8 in 2019 ... his first three quality starts of the year came in a four-outing span in June, while the other three came consecutively in September, his final three starts of the year.
- 24 of his first 27 outings of the year were starts, then his last two came in long relief: 7.0 innings on September 22 vs. Iowa (CHC) and 5.0 innings on September 27 @ St. Paul (MIN) ... 7.0 innings out of the bullpen is tied for the second-longest relief outing in modern Omaha history behind **José Capellán's** 8.0 on July 21, 2008 vs. Round Rock.

2021

- Joined NW Arkansas (AA) at the end of May and made his Double-A debut May 26 vs. San Antonio (SD), then remained with the Naturals through the end of the postseason, before a promotion to Omaha (AAA) for the Triple-A final stretch and the last week of the Storm Chasers' regular season, where he pitched twice.
- Pitched the first of three complete games for a Naturals pitcher during the regular season, in the second game of a doubleheader on August 4 @ Arkansas ... allowed one run on four hits across 7.0 innings with six strikeouts in a 5-1 win over the Travelers ... also the first of three NWA pitchers to throw more than 90 pitches in an outing (93) ... named the Double-A Central Pitcher of the week on August 8 for his performance.

CAREER PITCHING

YEAR	CLUB	W	L	ERA	G	GS	CG	SHO	SV	SVO	IP	H	R	ER	HR	HB	BB	SO	WHIP	AVG
2018	Burlington (R)	1	1	3.78	9	9	0	0	0	0	33.1	29	19	14	1	1	15	51	1.32	.228
2019	Lexington (A)	5	3	2.75	13	13	0	0	0	0	75.1	59	30	23	5	1	22	77	1.08	.206
	Wilmington (A+)	3	3	2.77	11	10	0	0	0	0	55.1	53	19	17	6	1	16	52	1.25	.260
Did not play (no minor league season)																				
2021	NW Arkansas (AAA)	4	1	3.00	15	15	1	0	0	0	63.0	54	23	21	8	0	25	56	1.25	.232
	Omaha (AAA)	0	0	18.00	2	1	0	0	0	0	5.0	9	10	10	3	2	5	4	2.80	.375
2022	Omaha (AAA)	7	7	4.21	29	24	1	0	1	1	147.1	161	80	69	20	6	50	105	1.43	.273
2023	Omaha (AAA)	2	1	3.61	12	9	0	0	0	0	47.1	45	20	19	12	2	21	39	1.39	.263
	KANSAS CITY	0	1	4.54	24	3	0	0	1	1	35.2	28	20	18	2	2	17	33	1.26	.220
MAJOR LEAGUE TOTALS (1 SEASON)																				
		0	1	4.54	24	3	0	0	1	1	35.2	28	20	18	2	2	17	33	1.26	.220
MINOR LEAGUE TOTALS (5 SEASONS)																				
		22	16	3.65	91	81	2	0	1	1	426.2	410	201	173	55	13	154	384	1.32	.251

LEAGUE CHAMPIONS

CAREER TRANSACTIONS

2018: Drafted by Kansas City in the 5th round of the June Draft, signed 6/10 ... **2023:** Contract selected by Kansas City, 5/3 ... Placed on Kansas City's 60-Day Injured List, 9/9 to 11/2 (*Left knee sprain*) ... Designated for Assignment by Kansas City, 11/17 ... Signed by Kansas City as a minor league free agent, 11/18.

OPTION YEARS USED: 1/3

AWARDS & HONORS

2019 South Atlantic League Midseason All-Star (LEX)

CAREER HIGHS

INNINGS: 8.0 - 6/14/19 @ Columbia
STRIKEOUTS: 10 - 7/23/19 vs. Potomac
WALKS: 5 (2x) - Last: 5/7/22 vs. Columbus
HITS: 10 - 6/29/22 @ St. Paul
EARNED RUNS: 5 (7x) - Last: 5/31/23 vs. Memphis
HOME RUNS: 5 - 5/31/23 vs. Memphis
PITCHES THROWN: 119 - 6/14/19 @ Columbia

SCORELESS STREAK: 17.0 IP - 8/28/19 to 5/30/21
HOMERLESS STREAK: 35.0 IP - 8/17/19 to 6/5/21



- Made his final Double-A start in Game 1 of the Double-A Central Championship Series, when he allowed 3 runs on 6 hits in 4.0 innings vs. Wichita before his Triple-A call-up.

2020

- Spent the season at the Alternate Training Site in Kansas City, Kansas ... participated in the Royals' postseason camp/instructional league at Kauffman Stadium in October.

2019

- Named a South Atlantic League mid-season All-Star, splitting the season between Lexington (A) and Wilmington (A+) ... 8 wins ranked fourth among Royals Minor Leaguers, trailing **Brady Singer** (12), **Jonathan Bowlin** (11) and **Kris Bubic** (11).
- Went 5-0 with a 1.79 ERA (10 ER in 50.1 IP) over his last eight starts with the Legends, including 6.1 innings of one-hit ball on May 28 at West Virginia (SEA), which earned him South Atlantic League Pitcher of the Week honors.
- Threw 12.0 scoreless innings with 14 strikeouts (three walks) over two postseason starts, including 6.0 innings of one-hit ball in a Game 4 victory (2-0) in the Carolina League Championship Series.

2018

- Spent his first professional season with the Burlington Royals (R), making nine starts with 51 strikeouts in 33.1 innings (13.8 K/9).
- Struck out a season-high nine batters over 3.2 innings in his second pro start, July 2 at Bluefield (TOR) ... matched that total over 5.0 innings in his next outing, July 8 vs. Greenville (GN).

COLLEGE (2016-2018)

- Pitched three seasons at Mercer University (Georgia) and became the fifth-highest MLB Draft selection in program history (152nd overall pick, fifth round).
- JUNIOR (2018):** Recorded the second-best strikeout rate among NCAA Division 1 pitchers at 12.7 K/9 (124 K in 87.2 IP) ... ranked fifth in the Southern Conference with 7 wins and led his team in starts (17).

MISCELLANEOUS

- 2015:** Was a two-sport athlete at First Presbyterian Day School (Georgia), the same school as former Royals pitcher **Richard Lovelady** ... pitched to a 2.19 ERA during his prep career and served as captain of the football team.



TYLER CROPLEY

croy-LEE



BATS RIGHT / **THROWS RIGHT** / **HEIGHT 5'8"** / **WEIGHT 185** / **MLB SERVICE 0.019**



CATCHER

OPENING DAY AGE 28

BORN December 10, 1995 in Sioux City, Iowa

RESIDES Cedar Rapids, Iowa

MLB DEBUT June 21, 2018 (GCL Nationals) 1-for-3, BB vs. GCL Cardinals **MLB DEBUT** September 19, 2023 (Kansas City) 1-for-3, RBI vs. Cleveland **HIGH SCHOOL** Bishop Heelan Catholic High School (Sioux City, Iowa)

COLLEGE Iowa Western Community College (Council Bluffs, Iowa) / University of Iowa (Iowa City, Iowa)

DRAFTED Selected by Washington in the 8th round of the 2018 MLB Draft (152nd OVERALL)

ACQUIRED October 8, 2020 – Signed by Kansas City as a Minor League free agent

CAREER REVIEW

- ✦ Tyler Dean Cropley is entering his 6th season in professional baseball and his 4th season in the Kansas City Royals organization after being signed as a Minor League free agent in 2020 ... he has spent parts of the last three years at Double-A Northwest Arkansas and reached Triple-A for the first time last year, also making his MLB debut.
- ✦ Cropley has almost exclusively played catcher in his career, with 119 starts and 1054.2 innings behind the plate in the Minor Leagues, in addition to 5 games in left field (44.0 innings) ... he also pitched 3.0 innings over 3 games in 2023.
- ✦ Between the Minor and Major Leagues, has largely held a backup catcher role and played just 164 games over 5 seasons in the Minor Leagues, an average of 32.8 games per season ... has two stints on the Injured List and one on the Development List.

2023 HIGHLIGHTS

- ✦ Opened the season with NW Arkansas (AA) on the Development List, activated on April 30 ... in his third season with NWA, hit .234 over 43 games with career-high 4 home runs and 17 runs batted in.
- ✦ Had his contract selected by the Royals on September 9 and spent two days in Toronto on Kansas City's 26-man active roster, but did not get in a game ... was optioned to Omaha and designated for assignment on September 11, sent outright to Triple-A on September 13 ... at the time could be considered a "phantom ballplayer."
- ✦ Played 2 games with Omaha and recorded a 2-run triple for his Triple-A hit on September 16 vs. Indianapolis (PIT) ... tied career-high in that game with 3 runs batted in and caught 2 runners stealing for the third time in 2023, the 11th in his career.
- ✦ Again had his contract selected by the Royals on September 18 and made his MLB debut on September 19 vs. Cleveland, going 1-for-3 with an RBI ... played two games with the Royals, starting again on September 23 @ Houston ... optioned to Omaha on September 24, the final day of the Triple-A season and did not play another game ... sent outright to Omaha on October 24.

SEASON-BY-SEASON RUNDOWN

2022

- ✦ Played 36 games between three levels, with the bulk of his time at NW Arkansas (AA) ... appeared in 3 games with the Naturals before landing on the Injured List on April 19, missed 47 games before being activated on June 14.
- ✦ Played 5 total games with rehab assignment between June 6 and June 12 — 2 with the ACL Royals (R) and 3 with Columbia (A), went 4-for-16 with a double and walk, including a 3-for-4 effort on June 12 vs. Augusta, his season high for hits in a game.
- ✦ Led Naturals catchers with a 27.27% (12-for-44) caught-stealing rate, including 2 runners caught stealing on September 7 at Wichita (MIN).
- ✦ Made 3 appearances on the mound, the first three of his professional career ... tallied 3.0 scoreless innings and retired all 9 batters he faced, between outings on April 9 at Springfield (STL), August 17 vs. San Antonio (SD) and August 24 vs. Springfield.

2021

- ✦ Spent the year with NW Arkansas (AA), first as the backup to **MJ Melendez** in May, then as the team's third catcher for the last four months of the season ... did not make an error in 161 chances (138.0 innings) behind the plate, over 21 games (14 starts).
- ✦ Across 26 games (19 starts), slashed .194/.325/.313 (13-for-67) 6 runs batted in ... 6 of his 13 hits came in the month of July, where he hit .261 (6-for-23) over 10 games.

CAREER BATTING

YEAR	CLUB	AVG	G	AB	R	H	TB	+ REHAB ASSIGNMENT										LEAGUE CHAMPIONS				
								2B	3B	HR	RBI	BB	IBB	SO	OB	CS	OBP	SLG	OPS			
2018	GCL Nationals (R)	.367	10	30	3	11	12	1	0	0	8	8	0	2	1	0	.513	.400	.913			
	Auburn (A-)	.167	4	12	3	2	3	1	0	0	1	1	0	1	0	.286	.250	.536				
2019	Hagerstown (A)	.187	41	123	14	23	34	5	0	2	8	12	0	32	1	.294	.276	.570				
2020	Did not play (no minor league season)																					
2021	NW Arkansas (AA)	.194	26	67	8	13	21	2	0	2	6	8	0	15	0	.325	.313	.638				
2022	ACL Royals (R) +	.200	2	5	0	1	2	1	0	0	0	1	0	0	0	.333	.400	.733				
	Columbia (A) +	.273	3	11	1	3	3	0	0	0	0	0	1	1	0	.273	.273	.546				
	NW Arkansas (AA)	.163	31	92	7	15	26	5	0	2	7	8	0	22	0	.262	.283	.545				
2023	NW Arkansas (AA)	.234	43	145	17	34	52	6	0	4	17	19	0	39	0	1	.329	.359	.688			
	Omaha (AAA)	.200	2	5	0	1	3	0	1	0	3	1	0	3	0	.333	.600	.933				
	KANSAS CITY	.167	2	6	0	1	1	0	0	0	1	0	0	2	0	.143	.167	.310				
	MAJOR LEAGUE TOTALS (1 SEASON)	.260	74	131	20	34	58	7	4	3	20	10	0	37	25	5	.322	.443	.765			
MINOR LEAGUE TOTALS (5 SEASONS)	.210	162	490	53	103	156	21	1	10	50	58	0	115	3	3	.318	.318	.636				

CAREER TRANSACTIONS

2018: Selected by Washington in the 8th round of the June Draft, signed 6/13 ... Placed on Hagerstown's 7-Day Injured List, 8/12 to 8/23 ... **2020:** Released by Washington, 5/29 ... Signed by Kansas City as Minor League free agent, 10/8 ... **2022:** Placed on Northwest Arkansas' 7-day Injured List, 4/19 to 6/14 ... **2023:** Contract selected by Kansas City, 9/9 ... Designated for Assignment by Kansas City, 9/11 ... Contract selected by Kansas City, 9/18.

OPTION YEARS USED: 0/3



GAVIN CROSS



BATS LEFT / THROWS LEFT / HEIGHT 6'1" / WEIGHT 210 / MLB SERVICE 0.000



OUTFIELDER

OPENING DAY AGE 23

BORN February 13, 2001 in Bristol, Tennessee

RESIDES Bristol, Tennessee

MILB DEBUT August 4, 2022 (ACL Royals) 1-for-3 vs. ACL White Sox

HIGH SCHOOL Tennessee High School (Bristol, Tennessee)

COLLEGE Virginia Polytechnic Institute and State University (Blacksburg, Virginia)

ACQUIRED Selected by Kansas City in the 1st round of the 2022 MLB Draft (9th OVERALL)

CAREER REVIEW

- Gavin James Cross is entering his 3rd season in professional baseball in the Kansas City Royals organization after being drafted 9th overall in 2022 out of Virginia Tech.
- Cross has predominately played center field in the Minors (994.0 innings) but has made 4 starts in right field as well (32.0 innings).
- After ending his professional debut on a strong note in 2022, ending the season on a 10-game hitting streak and 24 game on-base streak, Cross struggled in 2023, beginning the year in High-A before a late summer promotion to Double-A, then ending the season on the Injured List with Rocky Mountain spotted fever.
- Enters 2024 ranked by MLB Pipeline as the No. 8 Royals prospect.
- Enters 2024 ranked by Baseball America as the No. 10 Royals prospect.

2023 HIGHLIGHTS

- Spent most of the year with Quad Cities (A+) before earning a promotion to NW Arkansas (AA) in August, but appeared in just 2 games with NWA before he landed on the Injured List to end the season ... between the two levels, slashed .203/.298/.378 (73-for-360) with 58 runs batted in and 23 stolen bases.
- Was tied eighth among Royals Minor League hitters in doubles (21), while ninth in runs batted in (58) and steals (23) and 10th in extra-base hits (36).
- Came one game away from tying a career-best hitting streak, as he hit safely in 9 straight games from April 8 to 19 ... with a .286 (10-for-35) average in that stretch.
- At the High-A level, hit lefties better than righties, albeit in a smaller sample size ... was a .247 (19-for-77) with a .798 in same-handed matchups, compared to a .194 average (54-for-278) with a .651 OPS.
- Had 15 multi-hit games, including a trio of 3-hit games ... two of the three 3-hit games came in a series where he was recognized as the Midwest League Player of the Week (week of May 15 to 21), going 9-for-24 (.375) with a 1.667 OPS over six games in a road series against the Wisconsin Timber Rattlers.
- Promoted to Double-A on August 8, alongside 3 other players, but went 0-for-5 over two games, then was placed on the 7-Day Injured List on August 15, where he ended the regular season ... had to deal with Rocky Mountain spotted fever, a bacterial disease spread by ticks.
- Returned to action in October, when he was assigned to the Surprise Saguaros in the Arizona Fall League ... appeared in 8 games for the AFL Champions and hit .222 (6-for-27) with 3 runs batted in, 6 walks and a .649 OPS ... had hits in 6 of 8 games.

SEASON-BY-SEASON RUNDOWN

2022

- After being drafted 9th overall in the 2022 MLB Draft by the Royals, appeared in 29 games between ACL Royals (R) and Columbia (A) ... slashed .312/.437/.633 (34-for-109) with 17 extra-base hits (8 homers) and 25 runs batted in across the two levels.
- Produced the first two-homer game of his career on August 17 vs. Kannapolis (CWS), part of a 3-for-5 game with 4 runs batted in.
- Ended the season on a 10-game hitting streak from August 30 to September 10 ... in that stretch, hit .410 (16-for-39) with 10 runs batted in and a 1.309 OPS.
- Also ended the season on a 24-game on-base streak, as he reached base safely in every game from August 13 to September 10, a stretch where he produced a .443 on-base percentage, with 22 walks in those 24 games.

CAREER BATTING

YEAR	CLUB	AVG	G	AB	R	H	TB	2B	3B	HR	RBI	BB	IBB	SO	OB	CS	OBP	SLG	OPS
2022	ACL Royals (R)	.500	3	10	4	5	10	2	0	1	3	2	0	2	0	0	.583	1.000	1.583
	Columbia (A)	.293	26	99	20	29	59	5	2	7	22	22	0	31	4	2	.423	.596	1.019
2023	Quad Cities (A+)	.206	94	355	49	73	136	21	3	12	58	42	2	113	23	3	300	.383	.683
	NW Arkansas (AA)	.000	2	5	0	0	0	0	0	0	0	1	0	2	0	0	.167	.000	.167
MINOR LEAGUE TOTALS (2 SEASONS)		.228	125	469	73	107	205	28	5	20	83	67	2	148	27	5	.332	.437	.769

CAREER TRANSACTIONS

2020: Drafted by Kansas City in the 1st round of the July Draft, signed 7/23 ... 2023: Placed on Northwest Arkansas' 7-Day Injured List, 8/15 to 9/18.

OPTION YEARS USED: 0/3

CAREER HIGHS

HITS: 3 (5x) – Last: 6/2/23 @ Lake County
RUNS: 3 – 5/16/23 @ Wisconsin
DOUBLES: 2 (2x) – Last: 5/19/23 @ Wisconsin
HOME RUNS: 2 – 8/17/22 vs. Kannapolis
RUNS BATTED IN: 4 (3x) – Last: 5/16/23 @ Wisconsin
WALKS: 3 (2x) – Last: 9/1/22 @ Carolina
STEALS: 2 (4x) – Last: 7/21/23 @ Beloit

HIT STREAK: 10 Games – 8/30/22 to 9/10/22
ON-BASE STREAK: 24 Games – 8/13/22 to 9/10/22



COLLEGE (2020-2022)

- Played collegiately at Virginia Tech, where he slashed .340/.412/.609 (174-for-512) with 28 home runs and 28 stolen bases over 124 games for the Hokies (Atlantic Coast Conference).
- **RS-SOPHOMORE (2022):** Named to the Golden Spikes Award watch list, as he helped lead Virginia Tech to the Super Regionals of the NCAA Tournament for the first time in the program's history ... hit 17 homers with 50 runs batted in and a 1.071 OPS over 57 games ... entering the season, was a consensus Top-15 selection in the 2022 MLB Draft, Royals took him ninth overall.
- **RS-FRESHMAN (2021):** Was the first Virginia Tech freshman to be named to the All-ACC First Team across program history, also the Hokies' first-ever ACC All-Freshman selection ... started all 51 games he appeared in and led the team with his .345 average and .621 slugging percentage, as well as runs (48), hits (70), doubles (13), triples (5), home runs (11) and stolen bases (9) ... hit for the cycle on April 6, 2021 at ETSU (his dad's alma mater), going 4-for-6 with 7 runs batted in.
- **FRESHMAN (2020):** In the COVID-shortened season, was named a *Collegiate Baseball* Freshman All-American ... one of 4 Hokies to start all 16 games, with 15 starts in right field ... tied a team-best with 7 multi-hit games and went 7-for-17 in steal attempts.
- Played for the USA Baseball National Collegiate Team in the summer of 2021 and hit .455 with 4 home runs in 11 games with Team USA ... played with fellow top draftees Brooks Lee (Cal Poly, 8th overall pick in 2022 by Minnesota) and Jacob Berry (LSU, 6th overall pick in 2022 by Miami) ... also played 7 games of summer ball in 2021 for the Brewster Whitecaps in the Cape Cod Baseball League, where he was teammates with fellow Royals prospect Mason Barnett, as well as Zach Neto, the first player from the 2022 MLB draft to reach the Major Leagues.

MISCELLANEOUS

- 2019: Graduated from Tennessee High School (Bristol, TN), where he set the state single-season record with 41 stolen bases as a junior in 2018 ... was a two-time First-Team All-State player in high school (2018-19), a three-time All-Region honoree (2017-19) and four-time First-Team All-Conference selection (2016-19).
- His father, Adam, played professionally for three seasons in the Braves organization from 1995-96 and in the Padres organization in 1997.



STEVEN CRUZ



BATS RIGHT

THROWS RIGHT

HEIGHT 6'7"

WEIGHT 225

MLB SERVICE 0.034



RIGHT-HANDED PITCHER

OPENING DAY AGE 24

BORN June 15, 1999 in Tenares, Dominican Republic

RESIDES Tenares, Dominican Republic

MLB DEBUT June 23, 2017 (DSL Twins) 1.0 IP; 0 H, 0 ER, 0 K vs. DSL Mets 1

MLB DEBUT August 29, 2023 (Kansas City) 0.2 IP; 3 H, 4 ER, 1 K vs. Pittsburgh

SIGNED March 20, 2017 – Signed by Minnesota as an International Free Agent

ACQUIRED January 24, 2023 – Traded from Minnesota with Evan Sisk to Kansas City in exchange for Michael A. Taylor

CAREER REVIEW

- Steven Adalberto Cruz is entering his 6th season in professional baseball, his 2nd in the Kansas City Royals organization, after being signed by Minnesota in 2017 and traded to Kansas City in January 2023 ... he pitched 53 games in the Royals organization last year after his first 120 appearances came in the Twins system.
- Has almost exclusively been a reliever in his career, with just 7 starts in 163 appearances, with 5 of those coming in his first 20 appearances.
- Over the last two seasons, 81% of his innings in the Minor Leagues have come in the 7th inning or later (85.2 of 105.2 IP) ... just over the first four seasons of his career, just 48% of his innings came in the 7th inning or later (66.0 of 136.1 IP).

2023 HIGHLIGHTS

- Traded from Minnesota on January 24 with LHP **Evan Sisk** to Kansas City in exchange for OF **Michael A. Taylor** ... opened the year at NW Arkansas (AA) and earned his first call-up to Triple-A in July, before getting called up to the big leagues in August.
- Pitched to a 2.20 ERA (8 ER in 32.2 IP) with 42 strikeouts over 29 games with the Naturals ... at the time of his promotion to Omaha on July 12, was the Texas League leader in saves (9) and was tied 3rd in games pitched (29) ... did not allow an earned run over his last 14 appearances (16.2 IP) with NWA, between May 26 and July 8.
- Threw a scoreless inning in his Triple-A debut on July 14 vs. Indianapolis (PIT), then 10 of 14 games with Omaha were hitless and scoreless ... 11 of 13 earned runs allowed in Triple-A came over 2 games – 7/20 vs. STP (5 ER in 2.0 IP) & 8/10 vs. IOW (6 ER in 0.1 IP).
- His contract was selected by Kansas City on August 29 and debuted that night against Pittsburgh, allowed 4 earned runs on 3 hits and 3 walks over 0.2 innings ... finished the season with KC and in the month of September allowed just 3 earned runs over 12.0 innings (2.25 ERA), with 14 strikeouts ... had a 1.59 ERA in 4 games as the opener.

SEASON-BY-SEASON RUNDOWN

2022

- Spent the entire season with the Wichita Wind Surge (AA), appearing in 46 games out of the bullpen with a 1-4 record, four saves (in six attempts) and a 5.14 ERA (32 ER in 56.0 IP), along with 72 strikeouts (11.6 K/9).
- 46 appearances led the Wind Surge pitching staff and ranked 2nd in the Texas League ... among Twins Minor League pitchers, was tied 2nd in games pitched, trailing only **Evan Sisk** (50), who he was traded with to Kansas City.
- Improved from the first half of the season to the second ... through June 26, had a 7.36 ERA (21 ER in 25.2 IP) and a .302 opponents' batting average (32-for-106) ... from June 27 through the end of the regular season, produced a 3.26 ERA (11 ER in 30.1 IP) and a .204 opponents' batting average (22-for-108).
- While Wichita reached the Texas League Championship Series for the second straight season, only threw in one postseason game, a perfect inning on September 22 @ Tulsa.

2021

- In his first year of full-season baseball, spent most of the year with the Fort Myers Mighty Mussels (A) and ended the year with the Cedar Rapids Kennels (A+) ... pitched in 28 games (two starts) between the two levels had a career-high 80 strikeouts (14.4 K/9) with a .189 opponents' batting average (35-for-185).
- Allowed 11 runs (eight earned) across his first four outings of the year, then went seven straight games without surrendering an earned run, a 14.2-inning stretch from May 30 to June 23 where he held opposing hitters to an .064 batting average (3-for-47) with just four walks (0.68 WHIP).

CAREER PITCHING

YEAR	CLUB	W	L	ERA	G	GS	CG	SHO	SV	SVO	IP	H	R	ER	HR	HB	BB	SO	WHIP	AVG
2017	DSL Twins (R)	4	0	3.68	16	3	0	0	1	2	29.1	26	14	12	0	2	14	26	1.36	.241
2018	GCL Twins (R)	1	3	3.12	13	2	0	0	2	2	26.0	14	12	9	0	5	24	33	1.46	.156
2019	Elizabethon (R)	1	0	2.90	17	0	0	0	1	2	31.0	22	12	10	1	2	23	48	1.45	.198
Did not play (no minor league season)																				
2021	Fort Myers (A)	4	2	4.05	26	2	0	0	1	2	46.2	33	31	21	3	6	30	76	1.35	.190
	Cedar Rapids (A+)	0	0	8.10	2	0	0	0	0	0	3.1	2	4	3	0	0	3	4	1.50	.182
2022	Wichita (AA)	1	4	5.14	46	0	0	0	4	6	56.0	54	35	32	4	3	35	72	1.59	.252
2023	NW Arkansas (AA)	0	0	2.20	29	0	0	0	9	11	32.2	20	11	8	1	2	20	42	1.22	.174
	Omaha (AAA)	0	1	6.88	14	0	0	0	0	1	17.0	12	13	13	3	1	10	22	1.29	.200
	KANSAS CITY	0	0	4.97	10	4	0	0	0	0	12.2	11	7	7	1	1	11	15	1.74	.220
MAJOR LEAGUE TOTALS (1 SEASON)		0	0	4.97	10	4	0	0	0	0	12.2	11	7	7	1	1	11	15	1.74	.220
MINOR LEAGUE TOTALS (6 SEASONS)		11	10	4.02	163	7	0	0	18	26	242.0	183	132	108	12	21	159	323	1.41	.207

CAREER TRANSACTIONS

2017: Signed by Minnesota as an international free agent, 3/20 ... 2021: Placed on Fort Myers' 7-Day Injured List, 8/29 to 9/5 ... Placed on Cedar Rapids' 7-Day Injured List, 9/16 to 9/27 ... 2023: Acquired by Kansas City with LHP **Evan Sisk** from Minnesota for CF **Michael A. Taylor**, 1/24 ... Contract selected by Kansas City, 8/29.

OPTION YEARS USED: 0/3

CAREER HIGHLIGHTS

INNINGS: 4.0 (2x) – Last: 6/23/18 @ GCL Red Sox
STRIKEOUTS: 6 (3x) – Last: 8/25/19 vs. Danville
WALKS: 5 – 7/9/18 vs. GCL Rays
HITS: 5 (3x) – Last: 5/14/21 vs. Clearwater
EARNED RUNS: 6 (2x) – Last: 8/10/23 vs. Iowa
HOME RUNS: 2 – 7/20/23 vs. St. Paul
PITCHES THROWN: 54 – 5/8/21 @ Bradenton

SCORELESS STREAK: 10.2 IP – 7/4/19 to 7/18/19
HOMERLESS STREAK: 63.0 IP – 6/23/17 to 7/1/19



- Spent two short stints on the Injured List: August 29 to September 5 and September 16 to 27 ... after being activated the first time, was assigned to High-A two days later on September 7 and pitched in two games for Cedar Rapids.
- In his High-A debut on September 8 @ Wisconsin (MIL), allowed three earned runs on two hits and two walks over 0.1 inning but redeemed himself later in the series with 3.0 hitless and scoreless frames on September 12, walking one while striking out three.

2019

- Pitched in his first games out of a complex league and spent the entire season in the Appalachian League with the Elizabethton Twins (R), struck out 48 to 23 walks (2.1 K/BB, 13.9 K/9).
- Did not surrender an earned run in eight appearances, between July 4 and August 4 ... in that span, pitched 15.0 innings and allowed one unearned run with 23 strikeouts ... opponents hit just .135 (7-for-52) against him in that stretch.
- Tied a career-high with six strikeouts twice: July 11 vs. Burlington (KC) and August 25 vs. Danville (ATL) ... had multiple strikeouts in 13 of 17 appearances.
- After not allowing a home run across the first two seasons and 63.0 innings of his career, allowed his first homer on July 1 at Pulaski (NYY), a two-run shot by **Madison Santos**.

2018

- Made the jump stateside and spent the entire season in the Gulf Coast League with the GCL Twins (R) ... for the second straight season, did not allow a home run all year long.
- After allowing a total of seven earned runs across his first four appearances, finished the year with a 1.29 ERA (2 ER in 14.0 IP) over his last nine games pitched.

2017

- Began his professional career in the Dominican Summer League with the DSL Twins (R) and appeared in 16 games (three starts), without a home run allowed.
- Produced seven scoreless and hitless outings vs. including a career-high 4.0 innings in his second start of the season on August 5, DSL Cardinals.

MISCELLANEOUS

- Has pitched in the Dominican Winter League the last two LIDOM seasons, appearing in 16 games for Leones del Escogido ... was teammates with former Storm Chasers **Franmil Reyes** and **Daniel Lynch** W during the recent 2023/24 season, where he did not allow an earned run over 6 outings and had 7 strikeouts.



CAM DEVANNEY

Duh-vain-ee



BATS RIGHT / THROWS RIGHT / HEIGHT 6'1" / WEIGHT 195 / MLB SERVICE 0.000

INFIELDER

OPENING DAY AGE 26
BORN April 13, 1997 in Nashua, New Hampshire
RESIDES Hudson, New Hampshire

MILB DEBUT June 17, 2019 (AZL Brewers Blue) 1-for-4, R, SB vs. AZL Dodgers Mota
HIGH SCHOOL Central Catholic High School (Lawrence, Massachusetts)
COLLEGE Elon University (Elon, North Carolina)
DRAFTED Selected by Milwaukee in the 15th round of the 2019 MLB Draft (463rd OVERALL)
ACQUIRED December 14, 2023 – Traded from Milwaukee with Ryan Brady to Kansas City in exchange for Taylor Clarke

CAREER REVIEW

- **Cameron Michael Devanney** is entering his 5th season in professional baseball and 1st with the Royals, after being drafted by the Brewers 2019 out of Elon and traded to Kansas City in December 2023 ... he has spent parts of the past two seasons in Triple-A.
- Devanney has seen time in the field at 5 positions in his career, all 4 infield and left field ... the largest portion of his playing time has come at shortstop (1728.1 innings), with experience at third base (730.2 innings), second base (515.1 innings), first base (74.0 innings) and left field (27.0 innings) too.
- Between 2019 and 2023, Devanney had the most doubles (81) of any Brewers Minor League hitter, while he ranked second in games played (379), third in hits (324) and tied fourth in runs batted in (179) ... his .766 OPS since being drafted ranks fifth among Milwaukee Minor Leaguers with at least 1,000 plate appearances.

2023 HIGHLIGHTS

- Opened the season on the 7-Day Injured List for the Nashville Sounds (AAA) but was activated April 20 and played 103 games and slashed .271/.363/.461 (91-for-336).
- Led the Sounds in games played and runs scored (57), while tied sixth among Brewers Minor League players in extra-base hits (40) ... made a start at every spot in the batting lineup except leadoff.
- Hit the fifth-longest home run for Nashville this season, a 447-foot solo shot on June 7 at Jacksonville (MA) ... collected his first 2-homer game at the Triple-A level later in June, as he went 2-for-4 with 2 homer and 4 runs batted in on June 29 @ Memphis (STL).
- After hitting .211 (16-for-76) in his first two months and 24 games, hit .303 (20-for-66) over 20 June games and slashed .318/.396/.492 (42-for-132) in his final 40 games, from July 29 to the end of season.
- Posted a season-best 11-game hitting streak from August 17 to September 1 ... hit .368 (14-for-38) with a .926 OPS over that stretch.

SEASON-BY-SEASON RUNDOWN

- Spent most of the season with the Biloxi Shuckers (AA) before earning a September promotion to the Nashville Sounds (AAA)... combined to slash .264/.342/.492 (119-for-451) over 128 games, named a Brewers MiLB.com Organization All-Star at third base.
- At the time of his promotion to Triple-A on September 6, ranked among Southern League leaders in slugging percentage (2nd, .483), extra-base hits (2nd, 49), total bases (2nd, 194), doubles (T-3rd, 28), OPS (4th, .823), home runs (7th, 20), average (8th, .259) and hits (8th, 104) ... ended the year ranked in the league leaders in home runs, doubles, extra-base hits, total bases, slugging and OPS.
- Recorded a career-best 19 game hitting streak from June 5 to 26 ... hit .377 (26-for-69) with 8 doubles, 1 triple, 2 home runs, 10 runs batted in over this stretch ... also produced the longest on-base streak of his career around the same time, as he reached safely in 25 straight games from May 29 to June 26, where he slashed .359/.459/.609 (33-for-92) with 14 extra-base hits and 15 walks, with hits in 23 of the 25 games ... reached base safely in 23 of 26 June games.
- Had a pair of 2-homer games, May 15 vs. Birmingham (CWS) and July 17 @ Tennessee (CHC), with five 3-hit games, over which he drove in 11 runs.
- Homered in his Triple-A debut on September 7 at Charlotte (CWS), went 2-for-5 with 2 runs batted in in Triple-A debut on September 7 at Charlotte ... recorded hits in 11 of 13 games with the Sounds, including a 3-for-4 game with 3 extra-base hits (2 doubles, home run) on September 24 at Louisville (CIN).
- Did not make an error in 102.0 innings with Nashville (67.0 at shortstop, 29.0 at third base, 6.0 at second base).

CAREER BATTING

YEAR	CLUB	AVG	G	AB	R	H	TB	2B	3B	HR	RBI	BB	IBB	SO	SB	CS	OBP	SLG	OPS	LEAGUE CHAMPIONS	
																				WAR	WAR-A
2019	AZL Brewers Blue (R)	.330	28	106	23	35	50	5	2	2	14	13	0	11	13	4	.424	.472	.896		
	Rocky Mountain (R)	.246	33	114	20	28	52	7	1	5	20	15	0	30	4	4	.348	.456	.804		
2020																					Did not play (no minor league season)
2021	Biloxi (AA)	.275	87	291	23	51	76	10	0	5	30	31	0	94	1	2	.269	.261	.530		
2022	Biloxi (AA)	.259	115	402	59	104	194	28	1	20	57	43	0	96	6	2	.340	.483	.823		
	Nashville (AAA)	.306	13	49	10	15	28	4	0	3	11	5	0	14	0	0	.357	.571	.928		
2023	Nashville (AAA)	.271	103	336	57	91	155	27	2	11	47	46	0	71	6	5	.362	.461	.823		
MINOR LEAGUE TOTALS (4 SEASONS)		.250	379	1,298	192	324	555	81	6	46	179	153	0	316	30	17	.338	.428	.766		

AWARDS & HONORS

2022 MiLB.com Organization All Star, Milwaukee 3B (BLX/NAS)

CAREER HIGHS

HITS: 4 – 6/17/23 vs. Gwinnett
RUNS: 3 (3x) – Last: 6/26/21 vs. Montgomery
DOUBLES: 3 – 8/23/19 vs. Orem
HOME RUNS: 2 (4x) – Last: 6/29/23 @ Memphis
RUNS BATTED IN: 4 (5x) – Last: 6/29/23 @ Memphis
WALKS: 3 (5x) – Last: 7/22/23 vs. Jacksonville
STEALS: 3 – 7/22/19 vs. AZL Athletics Gold

HIT STREAK: 19 Games – 6/5/22 to 6/26/22
ON-BASE STREAK: 25 Games – 5/29/22 to 6/26/22



2021

- Spent the entire season with the Biloxi Shucker (AA) and slashed .175/.269/.261 (51-for-291) over 87 games, with 30 runs batted in.
- 3 of his 5 home runs during the season came over a 12-game stretch in June, between June 1 and 20 ... almost half of his season's runs batted in came this month as well, with 13 RBI in June.
- Split his playing time between second base (46 starts), third base (31 starts) and shortstop (9 starts) ... had a 1.000 fielding percentage across his final 49 games (415.2 innings), from July 1 through September 19.

2019

- Played 61 games in his first professional season, split between the AZL Brewers Blue (R) and Rocky Mountain Vibes (R) ... opened in the Arizona Complex League before being transferred to the Pioneer League on July 26 ... combined to slash .286/.385/.464 (63-for-220) with 34 runs batted in and 17 steals.
- Came a home run shy of the cycle in his first professional game, on June 20 vs. ACL White Sox ... doubled in the 4th inning, tripled in the 8th inning and singled in the 13th as part of a 3-for-7 day at the plate, in an 11-10, 14-inning loss for the Brewers.

COLLEGE (2017-2019)

- Played collegiately at Elon University, where he slashed .285/.397/.481 (146-for-512) over 3 seasons and 153 games for the Phoenix (Coastal Athletic Association).
- **RS-JUNIOR (2019):** Named second-team All-CAA for the second straight season, also named to the CAA All-Tournament Team and NCCSIA All-State Second Team ... started all 57 games and hit .335 with a 20-game hit streak, and a 30-game on-base streak.
- **RS-SOPHOMORE (2018):** Named second-team All-CAA and started 44 of 45 games he played in, with a .287 average and 23 runs batted in.
- **RS-FRESHMAN (2017):** After redshirting the 2016 season, started 46 of the 51 games he played, with a .215 average and 20 runs batted in ... hit Elon's first walk-off home run since 2012 with a three-run shot as a pinch-hitter against Bowling Green.

MISCELLANEOUS

- **2015:** Graduated from Central Catholic High School (Ma.), where he was a Two-time Merrimack Valley Conference MVP (2013, 2015) ... as a senior in 2015, was named ABCA/Rawlings High School All-Region 1 Team, a second-team all-state pick by ESPNBoston.com and second-team USA Today 2015 All-USA Massachusetts.

CAREER TRANSACTIONS

2019: Selected by Milwaukee in the 15th round of the June Draft, signed 6/17 ... 2023: Placed on Nashville's 7-Day Injured List, 3/31 to 4/20 ... Acquired by Kansas City with RHP Ryan Brady from Milwaukee for RHP Taylor Clarke, 12/14.

OPTION YEARS USED: 0/3



JONAH DIPOTO

dlh-POH-to



BATS RIGHT

THROWS RIGHT

HEIGHT 6'11"

WEIGHT 225

MLB SERVICE 0.000



RIGHT-HANDED PITCHER

OPENING DAY AGE 27

BORN September 3, 1996 in Queens, New York

RESIDES San Diego, California

MLB DEBUT June 25, 2019 (Surprise) 1.0 IP, 4 H, 3 ER, 1 K @ AZL Padres 1

HIGH SCHOOL Newport Harbor High School (Newport Beach, California)

COLLEGE University of California, San Diego (La Jolla, California)

ACQUIRED Selected by Kansas City in the 35th round of the 2019 MLB Draft (1,039th OVERALL)

CAREER REVIEW

- Jonah Seaver Dipoto is entering his 5th season in professional baseball, after being drafted in 2019 out of UC San Diego ... reached Triple-A for the first time in 2023.
- Has exclusively pitched as a reliever professionally, with 76% of his career innings coming in the 7th inning or later (133.0 of 175.0 IP) and 52% in the 8th inning or later (91.2 of 175.0 IP) ... 15-for-21 in save opportunities, with 8 holds as well.
- Has made 5 appearances during Spring Training for the Royals ... his first two Cactus League outings both came against the Mariners (his father **Jerry Dipoto** is Seattle's President of Baseball Operations), with scoreless innings on 3/29/22 and 2/26/23.

2023 HIGHLIGHTS

- Opened the regular season with NW Arkansas (AA), pitched 10.1 scoreless innings with 1 ER and 13 K across 7 relief outings to open the year, before getting called up to Triple-A on May 3.
- Did not allow an earned run in 24 of 36 outings with Omaha, including a season-high 3.0 scoreless with 5 strikeouts on August 24 vs. St. Paul (MIN) ... fired six straight scoreless outings from June 8 to June 30 and finished the month of June with 1 ER in 9.2 IP (0.93 ERA).
- Struck out two or more batters in 9 of his first 15 games, but just 4 of his last 21 ... also pitched to a 2.84 ERA (6 ER in 19.0 IP) over 15 games the 1st half compared to a 5.48 ERA (13 ER in 21.1 IP) over 21 games in the 2nd half.
- Held his opponent scoreless over 9 of his final 10 outings in 2023 (10.1 innings), but only pitched 4.2 innings over 7 appearances in September.

SEASON-BY-SEASON RUNDOWN

2022

- Pitched in a team-best 42 games for NW Arkansas (AA), going 3-0 with three saves (in four chances) and a 3.68 ERA (26 ER in 63.1 IP), while striking out 84 batters ... one of three players that remained on the Naturals active roster all season, along with infielders **Robbie Glendinning** and **Jake Means**.
- Among Royals Minor Leaguers who threw at least 60.0 innings in 2022, ranked 2nd in K/9 (11.87), 3rd in K% (28.1%) and 3rd in opponents' batting average (.212) ... 63.2 innings pitched ranked 5th among all Royals farmhands who did not start a game.
- More than half of his appearances were scoreless, as he did not allow a run in 25 of 42 appearances with one earned run allowed or less in 36 of 42 appearances.
- Three of the NWA's seven longest scoreless streaks came from Dipoto ... did not allow an earned run over five appearances (10.0 innings) from June 18 to July 2 ... fired six straight games (8.2 innings) without an earned run from May 12 to 31 ... after a rocky season opener, his next four outings (6.2 innings) were scoreless, from April 14 to 27.
- Following the conclusion of the Minor League season, was assigned to the Arizona Fall League's Surprise Saguaros and pitched nine games in relief with a 1.93 ERA (2 ER in 9.1 IP) and 14 strikeouts to just 1 walk ... struck out three over 1.1 innings in Surprise's 7-6 win over Glendale in the AFL Championship Game at Scottsdale Stadium.

2021

- Opened the season with Quad Cities (A+) and pitched 22 games for the River Bandits but was placed on the 7-Day Injured List on August 10, then transferred to the 60-Day IL on August 12 and did not pitch for the remainder of the season ... 8 saves ranked tied second in the Royals' system (tied with **Tyler Zuber**, one behind Josh Dye's 9 saves).
- Did not allow a run across his first seven outings (11.0 innings) of the season, ending the month of May with a 1-0 record and 0.75 ERA (1 ER in 12.0 IP) ... 15 of his 22 outings were scoreless appearances, only allowing more than 1 run three times.
- Struck out a career-best six batters across 3.0 scoreless innings on May 16 vs. Cedar Rapids (MIN), as he pitched the final three innings of the game and earned the win.

CAREER PITCHING

YEAR	CLUB	LEAGUE CHAMPIONS																		
		W	L	ERA	G	GS	CG	SHO	SV	SVO	IP	H	R	ER	HR	HB	BB	SO	WHIP	AVG
2019	Surprise (R)	1	2	0.94	16	0	0	0	4	5	28.2	11	6	3	0	3	11	34	0.77	.112
	Burlington (R)	0	0	27.00	1	0	0	0	0	0	1.0	4	3	3	0	0	0	1	4.00	.571
2020		Did not play (no minor league season)																		
2021	Quad Cities (A+)	1	0	3.19	22	0	0	0	8	10	31.0	18	12	11	1	2	23	39	1.32	.159
2022	NW Arkansas (AA)	3	0	3.68	42	0	0	0	3	4	63.2	51	32	26	6	6	52	84	1.62	.213
2023	NW Arkansas (AA)	0	0	0.87	7	0	0	0	0	0	10.1	9	4	1	0	2	4	13	1.26	.231
	Omaha (AAA)	3	2	4.24	36	0	0	0	2	40.1	35	23	19	8	6	27	47	1.54	.236	
MINOR LEAGUE TOTALS (4 SEASONS)		8	4	3.24	124	0	0	0	15	21	175.0	128	80	63	15	19	117	218	1.40	.198

CAREER TRANSACTIONS

2019: Drafted by Kansas City in the 35th round of the June Draft, signed 6/18 ... **2021:** Placed on Quad Cities' 7-Day Injured List, 8/10 ... Transferred to the 60-Day Injured List, 8/12 to 11/6.

OPTION YEARS USED: 0/3

CAREER HIGHS

INNINGS: 3.0 (6x) – Last: 8/24/23 vs. St. Paul
STRIKEOUTS: 6 – 5/16/21 vs. Cedar Rapids
WALKS: 4 (2x) – Last: 4/8/22 @ Springfield
HITS: 6 – 8/24/23 vs. St. Paul
EARNED RUNS: 4 (3x) – Last: 8/11/23 vs. Iowa
HOME RUNS: 2 – 8/11/23 vs. Iowa
PITCHES THROWN: 50 – 8/24/22 vs. Springfield

SCORELESS STREAK: 22.1 IP – 7/10/19 to 8/16/19
HOMERLESS STREAK: 60.0 IP – 6/25/19 to 6/26/21



2019

- In his first professional season, pitched in one game for Surprise (R) and allowed three runs in one inning, before he was assigned to Burlington (R) on July 5, where he stayed for the rest of the regular season ... added to the postseason roster for Idaho Falls (R).
- Only allowed 11 hits over 16 games with the B-Royals (.112 opponents' average) with a 0.94 ERA (3 ER in 28.2 IP), while also racking up 34 strikeouts.
- Did not allow a run in a 22.1 inning stretch from July 10 to August 16 ... across 11 consecutive outings in the middle of that scoreless streak, he allowed just four hits and four walks, while striking out 28.
- Continued his dominance into the postseason, pitching twice for Burlington in the Appy League playoffs, with 5.0 scoreless innings and 5 strikeouts against Pulaski (NYY) and Johnson City (STL), but the Royals fell in the Championship Series to Johnson City.
- After the Appalachian League season ended, was assigned to Idaho Falls on September 6 and threw 5.0 scoreless innings across 3 appearances for the Chukars, en route to the Pioneer League Championship ... pitched the final 2.0 innings of the championship-clinching 10-8 win at Ogden (LAD) on September 15, on the mound for the final out.

COLLEGE (2016-2019)

- Attended UC San Diego, where he pitched in 70 games (19 starts) across four seasons, going 11-12 with five saves and a 4.80 ERA (87 ER in 163.0 IP).
- SENIOR (2019):** Moved back to the bullpen after mostly starting in 2018 and pitched in 19 games (1 start), going 3-2 with a 4.17 ERA (17 ER in 36.2 IP).
- JUNIOR (2018):** Substantially increased his workload, moving from the bullpen into the starting rotation ... pitched to a 5.29 ERA (38 ER in 64.2 IP) across 15 games.
- SOPHOMORE (2017):** Produced his best season on campus, making a team-high 23 appearances and was tied for the team lead with three saves with a 3.74 ERA.

MISCELLANEOUS

- 2015:** Graduated from Newport Harbor High School (Calif.), where he was a Perfect Game preseason All-America honorable mention as a senior.
- Was selected by the Angels in the 38th round of the 2015 First-Year Player Draft, but did not sign ... at the time, his dad was the Angels' General Manager.
- Father **Jerry Dipoto** is currently the **President, Baseball Operations** for the Seattle Mariners, after serving as the team's General Manager from 2015 to 2022 ... he has also served as the General Manager of the Los Angeles Angels (2011 to 2015) and Arizona Diamondbacks (2010) ... Jerry pitched for Cleveland, New York (NL) and Colorado across an eight-year MLB career, going 27-24 with 49 saves and a 4.05 career ERA (223 ER in 495.1 IP and 352 strikeouts).
- Born in Queens, New York in 1996 while his dad was pitching for the Mets.
- Middle name is Seaver, after Hall of Fame pitcher **Tom Seaver**.



TYLER DUFFEY



BATS RIGHT / **THROWS** RIGHT / **HEIGHT** 6'3" / **WEIGHT** 220 / **MLB SERVICE** 6.026



RIGHT-HANDED PITCHER

OPENING DAY AGE 33

BORN December 27, 1990 in Houston, Texas

RESIDES Houston, Texas

MILB DEBUT July 11, 2012 (Elizabethton) 1.0 IP 2 H, 1 ER, 1 K @ Greeneville

HIGH SCHOOL Bellaire High School (Bellaire, Texas)

COLLEGE Rice University (Houston, Texas)

DRAFTED Selected by Minnesota in the 5th round of the 2012 MLB Draft (160th overall)

ACQUIRED January 10, 2024 - Signed by Kansas City as a Minor League free agent

CAREER REVIEW

- ✦ Tyler Blinn Duffey is entering his 13th season in professional baseball, his first in the Royals organization, after being drafted by Minnesota in 2012 out of Rice and stints with the Rangers, Yankees and Cubs before signing with Kansas City as a free agent in January 2024.
- ✦ Duffey has spent parts of his career both as a starter and a reliever ... since the start of the 2017 season, has made 345 appearances out of the bullpen, compared to just 3 starts between the Major and Minor Leagues, all less than 3 innings.
- ✦ Over parts of 8 Major League seasons, with the Twins (2015 to 2022) and Cubs (2023), he has appeared in 296 MLB games (37 starts) with a 29-27 record and 4.57 ERA (242 ER in 477.0 IP) and 469 strikeouts to 137 walks ... his 295 games with Minnesota are the 9th-most of any MLB pitcher since 2015 with a single team.
- ✦ Since converting to the bullpen in 2017, his 3.49 K/BB rate ranks 15th among 52 MLB pitchers that have appeared in at least 200 games with 0 starts.

2023 HIGHLIGHTS

- ✦ Signed a Minor League contract with the Chicago Cubs in January 2023 and opened the season with the Iowa Cubs (AAA) ... was 4-0 with a 4.43 ERA (11 ER in 22.1 IP) over 18 appearances (1 start) with Iowa prior to opting out of his contract on June 3.
- ✦ Re-signed with Chicago (NL) on June 16 and pitched in three games with the ACL Cubs (R) in late July before returning to the i-Cubs at the start of August ... pitched to a 3.13 ERA (9 ER in 23.0 IP) over 18 appearances (1 start) with Iowa.
- ✦ Had his contract selected by Chicago on October 1 and pitched one game in the big leagues, throwing 2.0 innings of 1-run ball with 3 strikeouts on October 1 @ Milwaukee ... was his first MLB game with a team other than the Minnesota Twins.
- ✦ Pitched 5 games (1 start) for Omaha, with a .129 opponents' average (4-for-35), the second-best on the Iowa pitching staff among pitchers with at least 5.0 innings in games against the Storm Chasers.
- ✦ Responsible for 2 of Iowa's 4 longest scoreless streaks in 2023 ... did not allow a run over 10.0 innings (7 games) between April 8 and 30 ... also did not allow a run over 9.2 innings (9 games) between August 19 and September 12.
- ✦ Saw great success at home than on the road ... pitched to a 1.59 ERA (4 ER in 22.2 IP) at Principal Park compared to a 5.96 ERA (15 ER in 22.2 IP) away from home.

SEASON-BY-SEASON RUNDOWN

2022

- ✦ Opened the season with Minnesota, his eighth Major League season with the Twins ... also briefly pitched in the Minor Leagues with the Rangers and Yankees, for the Round Rock Express (AAA) and Scranton/Wilkes-Barre RailRiders (AAA) through the end of the season.
- ✦ Signed a Minor League deal with Texas on August 13, released on August 28 ... signed a Minor League deal with the Yankees on August 30, where he ended the season ... over 11 appearances in Triple-A between Round Rock and Scranton/W-B, went 2-1 with a 5.73 ERA (7 ER in 11.0 IP) and 13 strikeouts.
- ✦ Over 40 relief appearances with Minnesota, went 2-4 with a 4.91 ERA (24 ER in 44.0 IP) with two saves, 15 walks and 39 strikeouts ... 25 of his 40 games were scoreless.
- ✦ Through his first 36 appearances, pitched to a 3.86 ERA (17 ER in 39.2 IP) ... over his next 4 appearances (July 26 to August 4), allowed 7 earned runs in 4.1 innings (14.54 ERA) and was released on August 7.

2021

- ✦ Made the Twins Opening Day roster for the third time in his career and spent the entire season in the big leagues ... set Major League career highs in games (64), holds (22) and walks-per-9.0 IP (4.04) ... led Minnesota with 52 scoreless appearances.
- ✦ Thrived at Target Field, where he pitched to a 1.98 ERA (6 ER in 27.1 IP) over 30 appearances at home, compared to a 4.11 ERA (16 ER in 35.0 IP) on the road.
- ✦ Recorded his 400th career strikeout on August 5 at Houston, fanning Martin Maldonado.

2020

- ✦ Made the Twins Opening Day roster for the first time since 2017 and appeared in 22 games, with 18 scoreless appearances ... Minnesota was 16-6 in games he appeared and was third on the Twins with a 11.6 K/9 (31 strikeouts in 24.0 innings).
- ✦ Ranked second in MLB with 12 holds, only trailing Oakland's Jake Diekmann (13) ... was third among qualified American League relievers in opponent on-base percentage (.217), seventh in WHIP (0.79) and eighth in opponent average (.153).
- ✦ Did not allow a run over his first 9 appearances (9.0 innings) ... allowed 4 hits (.129 opponents average) and did not walk a batter (0.44 WHIP) with 12 strikeouts.
- ✦ Pitched in both games of the American League Wild Card Series against the Houston Astros, allowed 1 earned run with 2 strikeouts over 2.0 innings ... charged with a blown save in Game 1 on September 29, after allowing a game-tying single.

AWARDS & HONORS

2013 Midwest League Midseason All-Star, Minnesota (CR)

CAREER HIGHS

INNINGS: 8.0 (5x) - Last: 9/3/16 @ Lehigh Valley
STRIKEOUTS: 12 - 5/17/15 vs. Montgomery
WALKS: 5 (2x) - Last: 8/15/15 vs. CLEVELAND
HITS: 12 - 6/26/13 @ Jupiter
ERAINED RUNS: 7 - 6/11/15 @ Scranton/WB
HOME RUNS: 4 - 9/3/16 @ Lehigh Valley
PITCHES THROWN: 112 - 9/26/15 @ DETROIT

SCORELESS STREAK: 24.1 IP - 7/28/19 to 9/28/19
HOMERLESS STREAK: 111.1 IP - 8/24/14 to 7/9/15



2019

- ✦ Opened the season with the Rochester Red Wings (AAA), his first of two stints in Triple-A ... was recalled by Minnesota on April 16 and optioned again April 24 but was recalled on May 11 as the 26th man for a doubleheader and stayed in the big leagues the rest of the season.
- ✦ Compiled a career-best 24.1 scoreless innings streak between July 28 and September 28, the second-longest scoreless streak in MLB in 2019 (Dodgers Hyun-Jin Ryu, 32.0 IP) ... struck out 42, allowed 11 hits and walked just 5 over the run of 26 games without allowing a run.
- ✦ Appeared in two games for the Twins in the 2019 ALDS vs. New York (AL) ... tossed a scoreless inning in Game 1 against the Yankees on October 4 and allowed 4 runs on 2 hits in 0.2 innings in Game 2 on October 5.
- ✦ Allowed 2 earned runs in 13.2 Triple-A innings (1.32 ERA), 1 run in each of his two stints ... threw at least 2.0 innings in 6 of 7 appearances with Rochester.

2018

- ✦ Opened the year with the Rochester Red Wings (AAA) and had four stints each at Triple-A and in the Major Leagues with Minnesota, where he ended the season.
- ✦ Over 50 games between the Twins and Red Wings, combined to go 6-6, 4.18 ERA (84.0 IP, 39 ER) with 24 walks and 82 strikeouts.
- ✦ In 19 Major League games, held right-handed hitters to a .204 average (10-for-49), while left-handers hit to a .314 average (16-for-51).
- ✦ 10 of his 19 Major League appearances were an inning or less, while 23 of 31 Minor League appearances lasted longer than an inning.
- ✦ Made his lone start, September 11 vs. New York (AL) to open a bullpen game, with 2.0 innings.

2017

- ✦ Made his first Major League Opening Day roster with Minnesota and spent the entire season in the team's bullpen, after working as a starter for the first five years of his career ... ranked fourth on the Twins' pitching staff in games pitched (56), at the time a single-season career-high.
- ✦ Struck out multiple batters in 20 of 56 games and pitched more than 1.0 inning in 25 of 56 games.
- ✦ Recorded his first career save on August 21 at Chicago (AL), allowing one run in 3.0 innings against the White Sox.

2016

- ✦ After opening the season in his first of two stints with the Rochester Red Wings (AAA), spent the majority of the year in the big leagues with Minnesota ... made 26 starts and went 9-12 with a 6.43 ERA (95 ER/133.0 IP), while striking out 114 batters compared to 32 walks (3.56 K/BB).
- ✦ Led the Twins in wins (9) and losses (12) ... ranked second in strikeouts (114) and third in innings pitched (133.0) ... had a 6.16 run support average, the highest on Minnesota's pitching staff and seventh in the American League (minimum 125.0 IP).
- ✦ Recorded a Major League career-high 9 strikeouts over 7.0 innings on May 8 at Chicago (AL) and struck out four batters in one inning (7th) in that start ... tied that season and career-high by striking out 9 on July 7 at Texas (6.0 innings).
- ✦ Made 10 quality starts, including a 8.0 innings of 1-run ball with 8 strikeouts on June 26 @ New York (AL).
- ✦ Had a brief two-game stint in Rochester at the end of the Triple-A season, with starts on August 29 vs. Scranton/W-B (NYY) and September 3 @ Lehigh Valley (PHI) ... tied a career-high with 8.0 innings against the Lehigh Valley IronPigs but allowed 5 runs on 7 hits and took the loss.

TYLER DUFFEY (CONT.)

2015

- ♣ Began the year with the Chattanooga Lookouts (AA) and made 8 starts in Double-A before earning a promotion to the Rochester Red Wings (AAA) on May 22 ... earned his first Major League call-up when Minnesota selected his contract on August 3.
- ♣ Made his Major League debut on August 5 at Toronto but took the loss, allowed 6 runs on 5 hits over 2.0 innings ... optioned back to Triple-A two days later and made one more start with Rochester, before he was recalled August 14 through the end of the year.
- ♣ Did not allow a home run over his first 16 starts of the season between Chattanooga and Rochester, a stretch of 108.1 innings to open the season before allowing his first homer of the year in the fifth inning on July 9 vs. Buffalo (TOR).
- ♣ Named the Southern League Pitcher of the Week and Twins Minor League Pitcher of the Week for April 19, after throwing 7.0 shutout innings with 8 strikeouts on April 15 vs. Birmingham (CWS).
- ♣ At the time of his promotion to Triple-A in May, was the Southern League leader in innings pitched (52.2) and ranked second in strikeouts (54).
- ♣ Named the International League Pitcher of the Week for June 30 with 14.1 scoreless innings in two starts ... threw 7.1 innings without an earned run on June 22 @ Pawtucket (BOS), then pitched a 7.0-inning complete game shutout in the first game of a doubleheader on June 28 vs. Charlotte (CLE).
- ♣ Earned first major league win in his second Major League start on August 15 vs. Cleveland, pitching 6.0 shutout innings with 6 strikeouts.

2014

- ♣ Spent most of the year with the New Britain Rock Cats (AA), but also appeared in games for the Fort Myers Miracle (A+) and Rochester Red Wings (AAA) ... between the three levels, started 25 games and combined to go 13-3 with a 3.67 ERA (71 ER in 149.2 IP) and 113 strikeouts.
- ♣ Named Eastern League Pitcher of the Week for July 28, going 2-0 for New Britain with a 1.29 ERA (2 ER in 14.0 IP), no walks and 16 strikeouts.
- ♣ Placed on the 7-Day Injured List on August 25 with an oblique injury, ending his season and missing the last week of the season.

2013

- ♣ Split the season between the Cedar Rapids Kernels (A) and Fort Myers Miracle (A+), combined to go 7-7 with a 3.64 ERA (49 ER in 121.0 IP) and 91 strikeouts to 23 walks ... promoted to High-A on May 5, but named a Midwest League Midseason All-Star.
- ♣ Named the Twins Minor League Player of the Week April 12, after firing 7.0 perfect innings in his season debut on April 7 vs. Beloit (OAK) ... after Duffey was removed from the game, the Snappers drew a pair of walks in the 8th inning and scored a run on a sacrifice fly but did not record a hit against the Kernels pitching staff.
- ♣ Pitched out of the bullpen in his final month of the year, totaling 10.2 relief innings over 6 appearances in the month of August.
- ♣ Missed 12 days while on the 7-Day Injured List from August 16 to 28 with a right foot sprain.

2012

- ♣ Spent his first professional season with the Elizabethton Twins (R) in the Appalachian League ... began the season on the 7-Day Injured List with right shoulder impingement syndrome but was activated July 6 and made his pro debut on July 11 @ Greenville (HOU).
- ♣ 10 of 12 outings with the E-Twins were scoreless, including his final 7 appearances for a 0.00 ERA (0 ER in 12.0 IP) in the month of August.
- ♣ Only walked 2 batters, for a 13.5 K/BB ratio, including no walks in the month of August to 18 strikeouts.
- ♣ Pitched 3 times in the 2012 Appalachian League playoffs and fired 6.0 scoreless innings as Elizabethton defeated Burlington (KC) in the Championship Series to win its 10th of eventually 12 league titles.
- ♣ Promoted to the Beloit Snappers (A) after the Appalachian League postseason and pitched once in the Midwest League playoffs, earning the win in Game 1 of the Division Series on September 5 @ Clinton.

COLLEGE (2010-2012)

- ♣ Attended Rice University from 2010-12, where he went 11-5, 3.06 ERA (52 ER/153.0 IP) with 55 walks and 189 strikeouts in 92 career games (1 start) for the Owls (Conference USA).
- ♣ JUNIOR (2012): Registered 7 saves as the team's closer, with a 1.93 ERA in 51.1 innings.
- ♣ SOPHOMORE (2011): Second on the team and third in Conference USA with 30 appearances and shared the team lead, tied for third in the league with 8 wins ... named MVP of the 2011 Conference USA championship.
- ♣ FRESHMAN (2010): Appeared in 26 games in relief, most of any Rice freshman, while leading the staff in saves (4).

MISCELLANEOUS

- ♣ Was diagnosed with melanoma on February 26, 2024 ... found out the results of a biopsy of a suspicious mole and then pitched a scoreless inning in the Cactus League on February 26 vs. Chicago (ML), then underwent an elective surgery in Arizona on February 27, a second procedure to make sure all of the cancer was removed ... both of his parents had cancer: mom Shanna had breast cancer and died from complications of a blood clot in 2012, dad Tim had melanoma and died in 2021.
- ♣ 2009: Graduated from Bellaire High School (Texas), where he was a 3-time first team All-District 20-A selection ... helped lead the Cardinals to a 34-4-1 record and the semi-finals of the state tournament.
- ♣ Earned the nickname "Doo!" by Latin teammates in Rookie Ball (Elizabethton).
- ♣ Starred in the 2020 Twins social media series "Scootin' with Doo!", a series of short videos of him riding a Bird scooter and around Target Field, interacting with teammates while showing fans exclusive behind the scenes footage of the team's adjustment to the COVID-19 pandemic.
- ♣ Enjoys playing video games in his spare time, particularly Call of Duty and Battlefield.

CAREER PITCHING

YEAR	CLUB											LEAGUE CHAMPIONS									
		W	L	ERA	G	GS	CG	SHO	SV	SVO	IP	H	R	ER	HR	HB	BB	SO	WHIP	AVG	
2012	Elizabethton (R)	2	0	1.42	12	0	0	0	2	2	19.0	10	3	3	1	0	2	27	0.63	.154	
2013	Cedar Rapids (A)	3	2	2.78	9	9	0	0	0	0	58.1	49	19	18	5	1	6	47	0.94	.221	
	Fort Myers (A+)	4	5	4.45	15	9	0	0	0	1	62.2	67	37	31	3	4	17	44	1.34	.272	
2014	Fort Myers (A+)	3	0	2.82	4	4	0	0	0	0	22.1	22	8	7	0	0	5	13	1.21	.244	
	New Britain (AA)	8	3	3.80	18	18	0	0	0	0	111.1	104	52	47	14	5	19	84	1.10	.248	
	Rochester (AAA)	2	0	3.94	3	3	0	0	0	0	16.0	16	7	7	3	1	6	16	1.38	.258	
2015	Chattanooga (AA)	2	2	2.56	8	8	0	0	0	0	52.2	46	19	15	0	1	12	54	1.10	.236	
	Rochester (AAA)	5	6	2.53	14	14	1	1	0	0	85.1	73	32	24	1	1	18	68	1.07	.224	
	MINNESOTA	5	1	3.10	10	10	0	0	0	0	58.0	56	20	20	4	0	20	53	1.31	.256	
2016	Rochester (AAA)	1	1	2.92	5	5	1	0	0	0	30.2	24	10	10	4	0	12	25	1.17	.212	
	MINNESOTA	9	12	6.43	26	26	0	0	0	0	133.0	167	103	95	25	6	32	114	1.50	.301	
2017	MINNESOTA	2	3	4.94	56	0	0	0	1	3	71.0	79	41	39	9	1	18	67	1.37	.275	
2018	Rochester (AAA)	4	4	2.90	31	0	0	0	3	8	59.0	48	24	19	5	2	20	63	1.15	.220	
	MINNESOTA	2	2	7.20	19	1	0	0	0	0	25.0	26	22	20	6	1	4	19	1.20	.260	
2019	Rochester (AAA)	0	0	1.32	7	0	0	0	1	1	13.2	8	2	2	0	1	5	22	0.95	.174	
	MINNESOTA	5	1	2.50	58	0	0	0	0	2	57.2	44	23	16	8	3	14	82	1.01	.201	
2020	MINNESOTA	1	1	1.88	22	0	0	0	0	2	24.0	13	6	5	2	1	6	31	0.79	.153	
2021	MINNESOTA	3	3	3.18	64	0	0	0	3	5	62.1	48	25	22	4	2	28	61	1.22	.216	
2022	Round Rock (AAA)	1	0	0.00	4	0	0	0	0	0	5.0	5	1	0	0	0	4	5	1.80	.250	
	Scranton/WB (AAA)	1	1	10.50	7	1	0	0	1	2	6.0	11	7	7	1	2	1	8	2.00	.379	
	MINNESOTA	2	4	4.91	40	0	0	0	2	5	44.0	45	24	24	8	1	15	39	1.36	.268	
2023	ACL Cubs (R)	0	0	0.00	3	0	0	0	0	0	4.0	2	0	0	0	0	1	5	0.75	.143	
	Iowa (AAA)	4	1	3.77	36	2	0	0	2	4	45.1	27	20	19	7	2	23	53	1.10	.175	
	CHICAGO - NL	0	0	4.50	1	0	0	0	0	0	2.0	1	1	1	1	0	0	3	0.50	.143	
MAJOR LEAGUE TOTALS (9 SEASONS)		29	27	4.57	296	37	0	0	6	17	477.0	479	265	242	67	15	137	469	1.29	.257	
MINOR LEAGUE TOTALS (9 SEASONS)		40	25	3.18	176	72	2	1	9	18	591.1	512	241	209	44	20	151	534	1.12	.231	

CAREER TRANSACTIONS

OPTION YEARS USED: N/A

2012: Drafted by Minnesota in the 5th round of the June Draft, signed 6/17 ... 2013: Placed on Fort Myers 7-Day Disabled List, 8/16 to 8/28 (Sprained right foot) ... 2014: Placed on Rochester's 7-Day Disabled List, 8/25 to 9/17 ... 2015: Contract selected by Minnesota, 8/3 ... 2022: Released by Minnesota, 8/7 ... Signed by Texas as a Minor League free agent, 8/16 ... Released by Texas, 8/28 ... Signed by New York (AL) as a Minor League free agent, 8/31 ... 2023: Signed by Chicago (NL) as a Minor League free agent, 1/30 ... Released by Chicago (NL) (6/3) ... Signed by Chicago (NL) as a Minor League free agent, 6/16 ... Contract selected by Chicago (NL), 10/1 ... 2024: Signed by Kansas City as a Minor League free agent, 1/10.

STORM CHASERS ORGANIZATION

2024 OMAHA STORM CHASERS

2023 SEASON IN REVIEW

PLAYER & COACH DATABASE

HISTORY & RECORDS

INTERNATIONAL LEAGUE

ROYALS ORGANIZATION

GENERAL INFORMATION



RODOLFO DURÁN

roh-DOLL-foh derr-AN



BATS RIGHT / THROWS RIGHT / HEIGHT 5'8" / WEIGHT 181 / MLB SERVICE 0.000



CATCHER

OPENING DAY AGE 26
BOB February 19, 1998 in Santo Domingo, Dominican Republic
RESIDES Santo Domingo, Dominican Republic

MILB DEBUT June 22, 2015 (GCL Phillies) 1-for-4, RBI, BB @ GCL Yankees 1

SIGNED November 5, 2015 – Signed by Philadelphia as an International Free Agent

ACQUIRED December 15, 2023 – Signed by Kansas City as a Minor League free agent

CAREER REVIEW

- Rodolfo Jose Durán is entering his 9th season in professional baseball and his 1st season in the Kansas City Royals organization after being signed as a Minor League free agent in December 2023 ... he has spent parts of two seasons in Triple-A.
- Durán has almost exclusively played catcher in his career, with 342 starts and 2928.1 innings behind the plate in the Minor Leagues, in addition to 15 games at first base (125.0 innings) in 2023 with Scranton/Wilkes-Barre.
- Durán has seen success catching runners stealing in his career, with a 36.3% success rate (139 of 383 attempts) ... in 3 straight seasons (2017 to 2019), his rate of runners caught stealing was over 40%, catching 89 of 207 runners (43.0%) in that 3-year span.

2023 HIGHLIGHTS

- In his second season with the Yankees, spent the entire year with the Scranton/Wilkes-Barre RailRiders (AAA) and appeared in 63 games, with 2 stints on the Injured List.
- Tied a career-best with 5 RBI in his second game of the season, on April 5 @ Lehigh Valley (PHI) ... went 3-for-4 with a walk and fell a triple shy of the cycle.
- Produced the second 2-homer game of his career on May 16 @ Charlotte (CWS), going 3-for-4 with a double and the 2 homers, while driving in 4 runs ... the 10 total bases he accumulated in the game represent a single-game career-high.
- Only played 8 of Scranton/W-B's final 49 games but hit .375 (9-for-24) with a .983 OPS, 3 runs batted in and 3 walks between August 5 and September 9.

SEASON-BY-SEASON RUNDOWN

2022

- Spent the season with the Somerset Patriots (AA), around a stint on the Injured List early in the season ... over 53 games, slashed .227/.266/.414 (45-for-203) with 33 RBI.
- Reached base safely in a career-high 11 straight games, April 9 to May 28, albeit around just under a month on the injured list, and in those games, hit .293 (12-for-41) with a .966 OPS ... also a career-best hitting streak when he hit safely in 7 straight games, from July 2 to 17, as he hit .281 (9-for-32) with a .669 OPS and 6 runs batted in.
- Hit much better on the road than at home, batting .255 (29-for-110) with a .755 OPS in away games, compared to a .183 average (17-for-93) and .590 OPS in Somerset.

2021

- Split the season between the Reading Fightin Phils (AA) and Lehigh Valley IronPigs (AAA) and combined to slash .202/.237/.403 (26-for-129) over 35 games, around two stints on the Injured List (May 14 to June 15 and August 7 through the end of the year).
- Appeared in his first 4 Triple-A games with Lehigh Valley between July 27 and August 4, going 4-for-15 (.267) at the plate in those games.

2020

- Did not play due to the COVID-19 pandemic and participated in Philadelphia's Double-A Instructional League following the season.

2019

- Spent the entire season with the Clearwater Threshers (A+) and slashed .240/.273/.469 (56-for-233) with 23 runs batted in over 66 games ... threw out 26-of-64 (40.6%) attempted base runners and did not commit an error in 609 total chances.
- Produced the second 4-hit game of his career on June 7 at Daytona (CIN), going 4-for-4 with a double, homer and a career-high 5 runs batted in.

CAREER BATTING

YEAR	CLUB	AVG	G	AB	R	H	TB	2B	3B	HR	RBI	BB	IBB	SO	SB	CS	OBP	SLG	OPS
2015	GCL Phillies (R)	.185	36	81	11	15	20	2	1	0	10	3	0	17	1	2	.221	.247	.468
2016	GCL Phillies (R)	.315	32	73	14	23	36	2	1	3	14	4	0	14	1	1	.346	.493	.839
	Williamsport (A-)	.222	2	9	1	2	2	0	0	0	0	0	1	0	0	.222	.222	.444	
2017	Williamsport (A-)	.252	48	159	14	40	55	9	3	0	6	8	0	36	0	1	.298	.346	.644
2018	Lakewood (A)	.260	88	311	44	81	154	17	1	18	46	20	0	75	1	1	.304	.495	.799
2019	Clearwater (A+)	.240	66	233	25	56	86	10	1	6	23	10	0	53	0	0	.273	.369	.642
2020	Did not play (no minor league season)																		
2021	Reading (AA)	.193	31	114	10	22	44	7	0	5	10	5	0	24	0	0	.227	.386	.613
	Lehigh Valley (AAA)	.267	4	15	3	4	8	1	0	1	3	1	0	4	0	0	.313	.533	.846
2022	Somerset (AA)	.222	53	203	20	45	84	12	0	9	33	11	0	53	0	0	.266	.414	.680
2023	Scranton/WB (AAA)	.252	62	214	22	54	95	15	1	8	32	22	0	53	1	0	.329	.444	.773
MINOR LEAGUE TOTALS (8 SEASONS)		.242	422	1412	164	342	584	76	8	50	177	84	0	330	4	5	.288	.414	.702

LEAGUE CHAMPIONS

MISCELLANEOUS

- Has spent the last 4 Minor League offseasons playing for Estrellas Orientales in the Dominican Professional Baseball League (LIDOM), a total of 76 games ... over 31 games in the 2023/24 season, hit .293 (24-for-82) with a .719 OPS.

CAREER TRANSACTIONS

OPTION YEARS USED: 0/3

2014: Signed by Philadelphia as an international free agent, 11/5 ... **2019:** Placed on Clearwater's 7-Day Injured List, 7/26 to 10/3 ... **2021:** Placed on Reading's 7-Day Injured List, 5/14 to 6/15 and 8/7 to 10/5 ... Signed by New York (AL) as a minor league free agent, 12/15 ... **2022:** Placed on Somerset's 7-Day Injured List, 4/14 to 5/5 ... Signed by New York (AL) as a minor league free agent, 12/8 ... **2023:** Placed on Scranton/Wilkes-Barre's 7-Day Injured List, 7/7 to 7/18 ... Placed on Scranton/Wilkes-Barre's 7-Day Injured List, 9/20 to 9/29 ... Signed by Kansas City as a minor league free agent, 12/15.



NATE EATON



BATS RIGHT

THROWS RIGHT

HEIGHT 5'11"

WEIGHT 200

MLB SERVICE 0.125



INFIELDER/OUTFIELDER

OPENING DAY AGE 27

BORN December 22, 1996 in Chester, Virginia

RESIDES Chester, Virginia

MLB DEBUT June 19, 2018 (Idaho Falls) 1-for-3, BB @ Grand Junction **MLB DEBUT** July 14, 2022 (Kansas City) 1-for-4, HR @ Toronto **HIGH SCHOOL** Thomas Dale High School (Chester, Virginia)

COLLEGE Virginia Military Institute (Lexington, Virginia)

ACQUIRED Selected by Kansas City in the 21st round of the 2018 MLB Draft (632nd OVERALL)

CAREER REVIEW

- Nathan Eaton is entering his 6th season in professional baseball, after being drafted in 2018 out of VMI ... he has spent parts of the past two seasons in Omaha, totalling 139 games with the Storm Chasers.
- Has played six different positions in his career, with the largest portion of his playing time at third base (2017 2 innings) ... has also played right field (764.2 innings), center field (461.1 innings), second base (325.2 innings), left field (363.1 innings) and shortstop (34.0 innings) ... drafted as a catcher, hasn't played there professionally.
- Since he was drafted in 2018, Eaton's 455 hits are the second-most of any Royals Minor League hitter ... 278 runs scored, and 1,937 plate appearances rank third.

2023 HIGHLIGHTS

- Made his first Opening Day roster with Royals but hit .075 (4-for-53) in 28 games over 4 stints with Kansas City (March 30-April 24, May 5-25, June 9-16 & June 23-26).
- Made his first professional pitching appearance on April 10 @ Texas ... threw a scoreless inning and allowed 2 hits with 1 strikeout, while his fastball sat 91-95 mph.
- Opened the season 1-for-25, then recorded hits in his first 2 plate appearances with Omaha, including a home run in his first at-bat of the year with the Chasers on April 27 @ Nashville (MIL) ... opened his first stint in Omaha with a homer on June 17 vs. Columbus (LE), part of two-home run game, his 3rd career multi-homer game.
- 7 of his 15 home runs with Omaha came on the first pitch of his plate appearance, the most homers in a 0-0 count by a Storm Chaser since Frank Schwindel hit 8 in 2018.
- Made at least 8 starts at 5 different positions in the field: 2B (8), 3B (18), LF (14), CF (24) & RF (10) ... the only Storm Chaser in 2023 that started at more than 4 positions.

SEASON-BY-SEASON RUNDOWN

2022

- Split time in the Minor Leagues between NW Arkansas (AA) and Omaha (AAA) but also played 44 games with Kansas City over three separate stints with the Royals: July 14-17, August 4-28 and September 1 through the end of the regular season.
- Only played 37 games with the Naturals before getting called up to the Storm Chasers on May 27 and had just 39 games in Triple-A before his call-up to KC.
- Made his MLB debut on July 14 at Toronto and homered in the ninth inning for his first career hit ... the ninth Royal to have his first career hit be a home run and fourth player in Royals history to homer in his Major League debut.
- Despite only playing in 44 major league games, ranked tied for fifth among American League rookies with 3 triples and tied for sixth with 11 steals.
- According to Statcast, led the majors with a 98.1 mph arm strength ... also ranked tied for 8th in the American League with a 29.7 ft/sec. sprint speed (min. 10 opportunities).

2021

- Began the season with Quad Cities (A+) and played 70 games for the River Bandits, also appearing in five games in the Arizona Complex League on rehab assignment ... combined to slash .243/.350/.368 (66-for-272) with six homers, 39 runs batted in.
- Led the River Bandits in stolen bases (23), which ranked eighth in the Royals' system ... his 88.5% success rate ranked tied third in the league (min. 25 attempts).
- Named to the Arizona Fall League's Surprise Saguaros after the Minor League season ended and slashed .317/.352/.463 (26-for-82) across 20 games ... named a Rising Star and played in the "Fall Stars Game" July 1-for-2 with a two-run triple on 11/13.

CAREER BATTING

YEAR	CLUB	AVG	G	AB	R	H	TB	2B	3B	HR	RBI	BB	IBB	SO	SB	CS	OBP	SLG	OPS	
2018	Idaho Falls (R)	.354	66	260	59	92	151	20	12	5	53	33	0	60	19	5	.427	.581	1.008	
2019	Lexington (A)	.233	126	497	64	116	167	32	2	5	54	46	2	116	18	1	.305	.336	.641	
2020	Did not play (no minor league season)																			
2021	ACL Royals Blue (R) +	.333	1	3	1	1	1	0	0	0	0	2	0	2	0	0	.600	.333	.933	
	ACL Royals Gold (R) +	.200	4	10	2	2	3	1	0	0	2	2	0	2	0	0	.385	.300	.685	
	Quad Cities (A+) +	.243	70	259	44	63	96	13	1	6	37	35	0	71	23	3	.344	.371	.715	
2022	NW Arkansas (AA)	.271	37	140	23	38	56	4	1	4	19	11	0	29	12	1	.331	.400	.731	
	Omaha (AAA)	.295	54	200	33	59	102	10	3	9	32	21	0	48	11	4	.376	.510	.886	
	KANSAS CITY	.264	44	106	16	28	41	4	3	1	12	10	0	30	11	1	.331	.387	.718	
2023	Omaha (AAA)	.252	85	333	52	84	147	16	1	15	39	29	0	85	22	3	.312	.441	.753	
	KANSAS CITY	.075	28	53	2	4	4	0	0	0	1	2	0	21	3	0	.125	.075	.200	
MAJOR LEAGUE TOTALS (2 SEASONS)		.201	72	159	18	32	45	4	3	1	13	12	0	51	14	1	.266	.283	.549	
MINOR LEAGUE TOTALS (5 SEASONS)		.267	443	1,702	278	455	723	96	20	44	236	179	2	413	105	17	.344	.425	.769	

CAREER TRANSACTIONS

2018: Drafted by Kansas City in the 21st round of the June Draft, signed 6/10 ... 2021: Played on Quad Cities' 7-Day Injured List, 6/5 to 7/16 ... 2022: Contract selected by Kansas City, 7/14 ... Contract selected by Kansas City, 8/4 ... 2023: Designated for Assignment by Kansas City, 11/2.

OPTION YEARS USED: 1/3

AWARDS & HONORS

2022 MiLB.com Organization All-Star, 3B (NWA/OMA)

2021 Arizona Fall League Rising Star (SUR)

2018 Player of the Year, Idaho Falls Chukars (R)

2018 MiLB.com Organization All-Star (IDF)

2018 Pioneer League Midseason All-Star (IDF)

2018 Pioneer League Postseason All-Star (IDF)

CAREER HITS

HITS: 4 (8x) - Last: 9/3/22 @ DETROIT

RUNS: 3 (21x) - Last: 6/17/23 vs. Columbus

DOUBLES: 4 - 6/20/19 vs. Greenville

HOME RUNS: 2 (3x) - Last: 6/17/23 vs. Columbus

RUNS BATTED IN: 4 (6x) - Last: 6/22/22 vs. Columbus

WALKS: 4 - 7/29/18 @ Ogden

STEALS: 3 (2x) - Last: 5/26/23 @ St. Paul

HIT STREAK: 10 Games (3x) - Last: 6/8/22 to 6/19/22

ON-BASE STREAK: 21 Games - 8/4/18 to 8/31/18



2019

- Spent the entire year with Lexington (A) in the South Atlantic League, slashing .233/.305/.336 (116-for-497) with 54 runs batted in ... led the Royals League system with 32 doubles, ranked fourth in extra-base hits (39) and fifth in hits (116).
- Named SAL Player of the Week for the week of 6/9, hitting .343 (12-for-35) with three extra-base hits and eight runs batted in.

2018

- Spent the entire season with Idaho Falls (R) in the Pioneer League and was named the Chukars' Player of the Year in his professional debut ... slashed .354/.427/.581 (92-for-260), leading all qualified Royals farmhands in batting average.
- Ranked among Pioneer League leaders in hits (92, 1st), extra-base hits (37, 1st), triples (1st), runs (tied 1st), steals (2nd), average (3rd) and on-base percentage (.427, 3rd) ... went 5-for-5 in the Pioneer League All-Star game and went 5-5 with four runs scored, a double, a triple and two runs batted in.

COLLEGE (2016-2018)

- Attended the Virginia Military Institute, where he slashed .286/.382/.475 (124-for-434) across 108 games in 2016 and 2018 ... also pitched in 28 games (3 starts) for the Keydets (Southern Conference), going 4-1 with a 6.60 ERA and 46 strikeouts.
- RS SOPHOMORE (2018): Set a new VMI record by stealing 36 bases for the year, third in Division I in steals ... also pitched in 17 contests, going 2-1 with two saves.

MISCELLANEOUS

- 2015: Graduated from Thomas Dale High School (Virginia), where he was named 6A All-Region Second Team as a senior.

+ REHAB ASSIGNMENT

○ LEAGUE CHAMPIONS



FREDDY FERMIN

fer-meen



BATS RIGHT / THROWS RIGHT / HEIGHT 5'9" / WEIGHT 200 / MLB SERVICE 0.165

OPENING DAY AGE 28

BORN May 16, 1995 in Puerto Ordaz, Venezuela

RESIDES Puerto Ordaz, Venezuela

MLB DEBUT June 7, 2016 (DSL Royals) 0-for-3 @ DSL Marlins

MLB DEBUT July 15, 2022 (Kansas City) 0-for-1 @ Toronto

SIGNED July 25, 2015 – Signed by Kansas City as an International free agent

CAREER REVIEW

- Freddy Antonio Fermin is entering his 8th season in professional baseball after being signed by the Royals as an international free agent in July 2015 ... he has spent parts of the past three seasons with Omaha, totaling 105 Triple-A games since 2021.
- He has exclusively caught as a professional, with 2633.2 innings behind the plate in the Minor Leagues and 518.2 innings catching in the Major Leagues ... between MLB and MiLB, has thrown out 132 of 376 potential base stealers (35.1% success rate).

2023 HIGHLIGHTS

- Began the season with the Storm Chasers but spent much of the year in the Major Leagues with Kansas City ... opened 0-for-19 at the plate with Omaha, 5 hitless games between March 31 and April 7 but followed that slump by hitting .520 (13-for-26) with a 1.825 OPS his next 8 games (April 8 to 30) with 7 extra-base hits and 13 RBI.
- Recalled by Kansas City on April 21 and went 1-for-7 over 3 games for Royals, record is first MLB hit April 23 @ Los Angeles (AL), optioned April 28 ... hit a 3-run homer in first at-bat back with Omaha April 29 at Nashville (MiLB), homered again on April 30 at Nashville, recalled on May 2 and ended the season in the big leagues.
- Played in 67 of Kansas City's 113 games (59%) from the time of his recall until he landed on the 10-day injured list on September 9 with a left middle finger fracture suffered on a catcher's interference on September 8 at Toronto ... 52 starts at catcher.
- Between the months of June and July, hit .341 (28-for-82) with a .896 OPS for the Royals, including 2 or more hits in 4 straight games from July 17 to 26.
- Produced his first two-homer game in the big leagues on August 5 @ Philadelphia, one of 17 multi-hit games and one of 6 multi-RBI games he had with Kansas City.

SEASON-BY-SEASON RUNDOWN

2022

- Played in 87 games Omaha (AAA) and slashed .270/.365/.480 (80-for-296) but appeared in three games with Kansas City between July 14 and 17 for the team's series in Toronto ... one of three Royals to make their Major League debut on July 15.
- Over his 87 Triple-A games, recorded career highs in homers (15), runs batted in (56), doubles (17) and walks (46) ... threw out 15 of 61 would-be base stealers (24.6%).
- Named International League Player of the Week for August 22 to 28, a week in which he went 7-for-19 (.368/.480/1.316) with a 1.796 OPS, six home runs and 12 runs batted in ... capped a dominant August, where he slashed hit .337 (29-for-86) with a 1.118 OPS, 15 extra-base hits and 18 runs batted in over 24 games.
- Reached base in a career-best 33 straight games between August 3 and September 15, the second longest on-base streak of the season among Omaha hitters ... slashed .325/.429/.630 (40-for-119), with 17 extra-base hits (nine home runs) and 20 walks.

2021

- Began the season with Omaha (AAA) before joining NW Arkansas (AA) on May 25, where he remained for the rest of the season.
- His July was one of the best statistical months in Nationals history, as he slashed .408/.481/.761 with 6 homers and 24 runs batted in ... his 1,241 OPS in July led the league, ahead of teammate and Player of the Month **MJ Melendez** 1.152.
- Named the Double-A Central Player of the Week for the week of July 26 to August 1, hitting .524 (11-for-21), with a league-best .708 OBP and 1.986 OPS.

CAREER BATTING

YEAR	CLUB	AVG	G	AB	R	H	TB	2B	3B	HR	RBI	BB	IBB	SO	SB	CS	OBP	SLG	OPS	
2016	DSL Royals (R)	.273	52	172	18	47	56	9	0	17	21	1	23	1	2	351	.326	.677		
2017	Idaho Falls (R)	.282	47	163	30	46	58	5	2	1	39	31	0	21	0	2	.403	.356	.759	
2018	Idaho Falls (R)	.300	3	10	3	3	4	1	0	0	1	0	0	2	0	0	.300	.400	.700	
	Burlington (R)	.246	47	167	28	41	58	9	1	2	18	25	2	15	2	1	.349	.347	.696	
2019	Lexington (A)	.263	54	209	37	55	93	11	0	9	30	14	0	37	2	0	.311	.445	.756	
	NW Arkansas (AA)	.252	32	107	11	27	39	3	0	3	11	3	0	23	0	2	.270	.364	.634	
2020	Did not play (no minor league season)																			
2021	NW Arkansas (AA)	.279	73	269	45	75	120	13	1	10	45	29	0	50	1	1	.356	.446	.802	
	Omaha (AAA)	.231	4	13	4	3	4	1	0	0	2	2	0	6	0	0	.333	.308	.641	
2022	Omaha (AAA)	.270	87	296	44	80	142	17	0	15	56	46	0	62	1	0	.365	.480	.845	
	KANSAS CITY	.000	3	7	1	0	0	0	0	0	0	0	0	3	0	1	.000	.000	.000	
2023	Omaha (AAA)	.304	14	46	12	14	31	2	0	5	14	11	0	9	0	0	.448	.674	1.122	
	KANSAS CITY	.281	70	217	26	61	100	10	1	9	32	13	0	50	0	0	.321	.461	.782	
MAJOR LEAGUE TOTALS (2 SEASONS)		.272	73	224	27	61	100	10	1	9	32	13	0	53	0	1	.311	.446	.757	
MINOR LEAGUE TOTALS (7 SEASONS)		.269	413	1452	232	391	605	71	4	45	233	182	3	248	7	8	.353	.417	.770	

LEAGUE CHAMPIONS

CAREER TRANSACTIONS

OPTION YEARS USED: 1/3

2015: Signed by Kansas City as an international free agent, 7/25 ... 2022: Contract selected by Kansas City, 7/14 ... Contract selected by Kansas City, 11/15 ... 2023: Placed on Kansas City's 10-Day Injured List, 9/9 (Left middle finger fracture) ... Transferred to the 60-Day Injured List, 9/18 to 11/2.

2024 OMAHA STORM CHASERS



RYAN FITZGERALD


INFIELDER/OUTFIELDER
BATS LEFT / THROWS RIGHT / HEIGHT 6'0" / WEIGHT 186 / MLB SERVICE 0.00
OPENING DAY AGE 29
BORN June 17, 1994 in Hinsdale, Illinois
RESIDES Burr Ridge, Illinois
MILB DEBUT June 5, 2018 (Greenville) 2-for-2, R @ Augusta

HIGH SCHOOL Fenwick High School (Oak Park, Illinois)

COLLEGE Creighton University (Omaha, Nebraska)

SIGNED May 8, 2018 – Signed by Boston as a Minor League free agent

ACQUIRED December 6, 2023 – Selected by Kansas City in the 3rd round (45th overall) of the 2023 Rule 5 Draft's Minor League phase

CAREER REVIEW

- ✦ **Ryan Fitzgerald** is entering his 7th season in professional baseball and his first with the Royals, after being signed by Boston out of the independent American Association in 2018, then selected by the Royals from the Red Sox the Minor League phase of the 2023 Rule 5 Draft ... played parts of the last three years in Triple-A.
- ✦ Fitzgerald has appeared at each defensive position other than pitcher and catcher in his MiLB career ... has played the most shortstop (2495.0 innings), but also played third base (818.2 innings), second base (481.1 innings), right field (264.2 innings), left field (204.1 innings), center field (87.0 innings) and first base (84.1 innings).
- ✦ Awarded a key to the city of Worcester, Massachusetts in September, 2023 ... played a 235 games with the Worcester Red Sox between 2021 and 2023, the most of any Woodcock player in that span ... in that stretch, also led the club in plate appearances (936), doubles (52), triples (11), runs scored (115), runs batted in (137) and walks (94).

2023 HIGHLIGHTS

- ✦ Spent most of the season with the Worcester Red Sox (AAA) but missed 25 games on the Injured List and had a 4-game rehab stint with the FCL Red Sox (R) ... combined to slash .268/.348/.491 (90-for-336) with 25 doubles, 7 triples, 12 home runs and 60 RBI.
- ✦ At the time he landed on the injured list, was hitting .301 (59-for-196) with a .922 OPS over the first 57 games ... hit just .198 (25-for-126) with a .687 OPS over his last 38 games.
- ✦ Collected the second 2-homer game of his career on June 14 @ Norfolk, with a pair of solo homers in a 2-for-4 day at the plate.
- ✦ After making 4 errors in his first 51 games and 436.0 innings (134 total chances & .970 fielding percentage), went errorless his final 42 games and 318.1 innings (72 total chances & 1.000 fielding percentage).

SEASON-BY-SEASON RUNDOWN

2022

- ✦ Spent the entire year with the Worcester Red Sox (AAA) and led the team in games (127) and runs batted in (72) ... he tied second on the Woodcock in runs (55) and second in hits (99), doubles (26) and triples (4) ... won Worcester's Community Spirit Award.
- ✦ Connected for 4 home runs in his first 4 games of the season, going 8-for-14 (.571) with 7 runs batted in and 6 runs scored before April 5 and 12.
- ✦ Through the end of May, was one of 13 Minor League hitters with 10+ home runs and 40+ runs batted in ... over the first two months and 46 games of the season, he was hitting .291 (50-for-172) with 41 runs batted in and a .913 OPS (23 extra-base hits)
- ✦ From June 1 through the end of the season (September 27), hit just .175 (49-for-280) with a .578 OPS (23 extra-base hits) over his last 81 games.

2021

- ✦ Spent most of the season with the Portland SeaDogs (AA), while also appearing in 13 games with the Worcester Red Sox (AAA) from July 29 to August 15.
- ✦ Named an MiLB.com Organization All-Star for Boston as he led Red Sox minor leaguers in extra-base hits (52) and tied for the lead in doubles (32) ... fourth in the system in total bases (186), seventh in slugging percentage (.512) and 10th in OPS (.862).
- ✦ Ranked 2nd among Double-A Northeast hitters in doubles (30), 7th in slugging percentage (.505), 8th in OPS (.856) and 8th in extra-base hits (46).
- ✦ Earned his first Triple-A call-up on July 29 and went 0-for-1 his 10, before going 11-for-32 (.344) over his next 10 games, with 6 extra-base hits and 9 runs batted in, but returned to Double-A on August 17, where he finished the season.

CAREER BATTING

YEAR	CLUB	AVG	G	AB	R	H	TB	2B	3B	HR	RBI	BB	IBB	SO	SB	CS	OBP	SLG	OPS
2017	Gary SouthShore (IND-AA)	.239	84	289	39	69	114	12	6	7	20	23	0	64	8	2	.301	.395	.695
2018	Greenville (A)	.274	80	318	44	87	126	9	3	8	38	29	2	70	5	3	.337	.396	.733
2019	Salem (A+)	.271	127	461	63	125	173	25	7	3	65	51	1	107	11	10	.345	.375	.720
2020																			
2021	Portland (AA)	.271	95	321	46	87	162	30	3	13	49	33	0	68	4	4	.351	.505	.856
	Worcester (AAA)	.262	13	42	9	11	24	2	1	3	9	4	0	13	0	1	.340	.571	.911
2022	Worcester (AAA)	.219	127	452	55	99	181	26	4	16	72	49	0	135	6	5	.304	.400	.704
2023	FCL Red Sox (R) + Worcester (AAA)	.429	4	14	1	6	9	1	1	0	4	0	0	1	2	0	.429	.643	1.072
	Worcester (AAA)	.261	95	322	51	84	156	24	6	12	56	41	2	99	9	7	.345	.484	.829
MINOR LEAGUE TOTALS (5 SEASONS)		.259	541	1930	269	499	831	117	25	55	293	207	5	493	37	30	.336	.431	.767
INDEPENDENT LEAGUE TOTALS (1 SEASON)		.239	84	289	39	69	114	12	6	7	20	23	0	64	8	2	.301	.395	.695

REHAB ASSIGNMENT

CAREER TRANSACTIONS

2018: Signed by Boston as a minor league free agent ... **2023:** Placed on Worcester's 7-Day Injured List, 4/4 to 7/22 (*Left oblique strain*) ... Placed on Worcester's 7-Day Injured List, 9/13 to 9/22 (*Right wrist inflammation*) ... Selected by Kansas City in the 3rd round (45th overall) of the Rule 5 Draft's Minor League phase, 12/6.

OPTION YEARS USED: 0/3

AWARDS & HONORS

2021 MiLB.com Organization All-Star, Boston 3B (POR/WOR)

2019 Red Sox Minor League Defensive Player of the Year

2019 Carolina League Midseason All Star (SAL)

2019 Carolina League Postseason All Star (SAL)

CAREER HIGHS

HITS: 4 (3x) – Last: 7/21/21 vs. Harrisburg

RUNS: 3 (4x) – Last: 8/3/23 @ Syracuse

DOUBLES: 3 (3x) – Last: 6/3/23 @ Louisville

HOME RUNS: 2 (2x) – Last: 6/14/23 @ Norfolk

RUNS BATTED IN: 5 – 4/9/19 @ Lynchburg

WALKS: 3 (3x) – Last: 8/19/23 vs. Scranton/WB

STEALS: 2 (2x) – Last: 7/17/23 vs. FCL Orioles

HIT STREAK: 11 Games – 4/8/19 to 4/20/19

ON-BASE STREAK: 21 Games – 6/25/18 to 7/17/18

2019

- ✦ Spent the entire season with the Salem Red Sox (A+), where he was named a Carolina League mid- and post-season All-Star ... led the team in games (127), runs (63), hits (125), doubles (25), triples (7) and walks (51).
- ✦ Named the 2019 Red Sox Minor League Defensive Player of the Year after serving as Salem's shortstop, with a .962 fielding percentage across all four infield positions.
- ✦ Collected hits in a career-best 11 straight games from April 8 to 20, including 5 multi-hit games ... hit .370 (17-for-46) in this stretch with 9 runs batted in and a .948 OPS.

2018

- ✦ After signing with the Red Sox out of Indy Ball in May, was assigned to the Greenville Drive (A) on June 5 to begin his Minor League career and played in 80 of Greenville's last 85 games, hitting .274 (87-for-318) with a .733 OPS.
- ✦ Produced a career-best 21-game on-base streak from June 25 to July 17, as he slashed .333/.406/.536 (28-for-84) with 13 runs batted in and 10 walks.

2017

- ✦ Began his professional career in the independent American Association with the Gary SouthShore RailCats ... hit .239 (69-for-289) with a .695 OPS as the team's shortstop.

COLLEGE (2013-2016)

- ✦ Played collegiately at Creighton University, where he slashed .253/.336/.356 (159-for-629) over 4 seasons and 183 games ... teammates with former Royal and Storm Chaser **Nicky Lopez** from 2014 to 2016 ... graduated with a BS in Business Administration.
- ✦ Earned Second Team All-BIG EAST and BIG EAST All-Tournament Team honors as a junior in 2015 ... started all 51 games, batting .279 with a team-leading 13 doubles.

MISCELLANEOUS

- ✦ **2012:** Graduated from Fenwick High School (Illinois), where he was a two-time letterwinner in baseball and led the Friars to a 39-29 record in his two seasons.
- ✦ In August 2022, partnered with the Worcester Red Sox for the first player merchandise line in Minor League Baseball, with 5 shirts in the "WoodSox X Ryan Fitzgerald" collection.



TYLER GENTRY



BATS RIGHT / THROWS RIGHT / HEIGHT 6'0" / WEIGHT 210 / MLB SERVICE 0.000



OUTFIELDER

OPENING DAY AGE 25

BORN February 1, 1999 in Memphis, Tennessee

RESIDES Arlington, Tennessee

MILB DEBUT May 4, 2021 (Quad Cities) 2-for-3, R @ South Bend

HIGH SCHOOL Arlington High School (Arlington, Tennessee)

COLLEGE Walters State Community College (Morristown, Tennessee) / University of Alabama (Tuscaloosa, Alabama)

ACQUIRED Selected by Kansas City in the 3rd round of the 2020 MLB Draft (76th OVERALL)

CAREER REVIEW

- ✦ Tyler Jackson Gentry is entering his 4th season in professional baseball, after being drafted in 2020 out of Alabama ... he spent all of last season with Omaha.
- ✦ Has played all three outfield positions in his career, but the vast majority of his playing time has come in right field (181.0 innings) with time in left field (250.0 innings) and center field (8.0 innings) too.
- ✦ Over the last two seasons, his 251 hits, 50 doubles and 157 runs batted in are the most of any Royals Minor League hitter ... 37 home runs are tied for the organization lead.
- ✦ Enters 2024 ranked by MLB Pipeline as the No. 10 Royals prospect.
- ✦ Enters 2024 ranked by Baseball America as the No. 13 Royals prospect.

2023 HIGHLIGHTS

- ✦ Spent the entire season in Omaha and led the team in most offensive categories, including home runs (16), runs batted in (71), hits (120), doubles (28), extra-base hits (46), total bases (200), runs scored (69) and walks (81).
- ✦ Among all Royals Minor League hitters, ranked second in doubles and walks, tied second in extra-base hits, third in runs batted in, fourth in home runs and fifth in hits.
- ✦ His 111 starts in right field were the most of any Omaha player at a single position in the Storm Chasers era (since 2011) ... the most innings (978.1) by an individual player in right field since Jordan Parraz in 2010 (984.2 innings).
- ✦ Reached base in 109 of 129 games (85%) never went more than 2 straight games without reaching base with Omaha (which only happened 3 times).
- ✦ After hitting .227 (59-for-250) with a .697 OPS in the 1st half, turned things around in the 2nd half with a .284 average (61-for-215) and .901 OPS, with team-leading 32 runs, 60 hits and 46 walks, tied for the 2nd-half team lead with 105 total bases.
- ✦ Produced a 24-game on base streak between August 23 and September 23, a span where he hit .325 (27-for-83) with a .462 OPS, the 2nd-longest by a Chaser in 2023.

SEASON-BY-SEASON RUNDOWN

- ✦ Split his season between Quad Cities (A+) and NW Arkansas (AA), called up to Double-A on June 14 and went on to be Kansas City's Double-A Player of the Year with the Naturals, also named a 2nd Team Baseball America Minor League All-Star and MiLB Organization All-Star.
- ✦ Among qualified full-season Minor League hitters, ranked 8th in batting average (.326), 13th in OPS (.964) and 13th in on-base percentage (.422), combining his High-A and Double-A numbers.
- ✦ Led qualified Royals Minor League hitters in batting average, slugging percentage and OPS, while ranking second in on-base percentage ... his 86 runs batted in between the River Bandits and Naturals led the system, while 21 home runs and 218 total bases ranked second and 131 hits were tied for second.
- ✦ Ranked near the top in virtually every offensive statistic for the Naturals, including batting average (.312), slugging percentage (.972), OPS (.972), on-base percentage (.2nd), home runs (16 - 2nd) and RBI (63 - 3rd).
- ✦ Among Texas League hitters from the day of Gentry's promotion on June 14 through the end of the season, he ranked in total bases (2nd), RBI (2nd), on-base percentage (3rd), slugging percentage (3rd), OPS (3rd), hits (4th) and home runs (4th).
- ✦ For the week of June 27 to July 3, was named the Texas League's Player of the Week, as he hit .435 (10-for-23) with 2 doubles, 4 home runs and 11 runs batted in on the road against the Amarillo Sod Poodles (AZ).
- ✦ Compiled a career-high 28-game streak between July 30 and September 3, the second-longest on-base streak in franchise history ... in those 28 games, he hit .356 (36-for-101) with 10 extra-base hits and 20 walks, for a .485 on-base percentage.
- ✦ Produced a career-high 10-game hitting streak between June 26 and July 8, the 3rd-longest for a Royals Minor League hitter in 2022, hitting .474 (18-for-38) with seven extra-base hits (four home runs) and 13 runs batted in.

AWARDS & HONORS

- 2023 MiLB Organization All-Star, OF (OMA)
- 2022 George Brett Hitter of the Year
- 2022 Player of the Year, NW Arkansas Naturals (AA)
- 2022 2nd Team Baseball America Minor League All-Star, OF (NWA)
- 2022 MiLB Organization All-Star, OF (QC/NWA)

CAREER HIGHS

HITS: 4 (4x) - Last: 9/16/23 vs. Indianapolis
RUNS: 4 (2x) - Last: 7/17/22 @ Corpus Christi
DOUBLES: 2 (2x) - Last: 6/7/23 @ Indianapolis
HOME RUNS: 2 (2x) - Last: 6/29/22 @ Amarillo
RUNS BATTED IN: 6 - 6/2/21 vs. Beloit
WALKS: 3 (8x) - Last: 9/12/23 vs. Indianapolis
STEALS: 2 - 9/17/23 vs. Indianapolis

HIT STREAK: 10 Games - 6/26/22 to 7/8/22
ON-BASE STREAK: 28 Games - 7/30/22 to 9/3/22



2021

- ✦ Spent his first professional season in Quad Cities (A+), slashing .259/.395/.449 (38-for-147) across 44 games with the River Bandits ... played everyday for the first two months of the season ... placed on the 7-Day Injured List on July 14 and then the 60-Day Injured List on August 2.
- ✦ Ranked among River Bandits' offensive leaders in the month of June in: home runs (4, tied 3rd), runs batted in (19, tied third), walks (18, first), and OBP (.395, first).
- ✦ Recorded the first two-homer game of his career on June 25 vs. Beloit, going 2-for-3 with six runs batted in ... hit a three-run homer in the first inning, brought in a run with a sacrifice fly in the fifth and connected on a two-run over in the seventh.

2020

- ✦ Selected by the Kansas City Royals in the third round of the First-Year Player Draft (76th overall) out of the University of Alabama.

COLLEGE (2018-2020)

- ✦ Began his career at Walter State Community College before transferring to the University of Alabama for two seasons ... finished his career with the Crimson Tide slashing .335/.420/.594 (89-for-266) in 73 games with 17 home runs and 63 RBI.
- ✦ **JUNIOR (2020):** Among SEC hitters, ranked second in on-base percentage (.554), fourth in batting average (.429) and fifth in slugging percentage (.750) ... ranked 18th in the country in OBP, 36th in Division 1 in AVG and 28th in SLG.
- ✦ **SOPHOMORE (2019):** After transferring to the University of Alabama, led the Tide in nearly every offensive category ... paced the team in batting average (.310), hits (65), home runs (13), RBI (42), and total bases (116), while tying for the team lead in doubles (12) and runs scored (37).
- ✦ **FRESHMAN (2018):** In his one season at Walter State CC, led the Senators to a 60-8 record and the 2018 Junior College Baseball World Series, one win short of the title.

MISCELLANEOUS

- ✦ **2017:** Graduated from Arlington High School (Tennessee), rated as the No. 33 overall player in the state of Tennessee by Perfect Game coming out of AHS ... tabbed a Rawlings-Perfect Game Honorable Mention All-American following his senior season.
- ✦ Grew up a New York Mets fan ... Mike Piazza and David Wright were his favorite players.
- ✦ Favorite TV shows are Friends, Breaking Bad and Seinfeld.

CAREER BATTING

YEAR	CLUB	AVG	G	AB	R	H	TB	2B	3B	HR	RBI	BB	IBB	SO	SB	CS	OBP	SLG	OPS	
2020	Did not play (no minor league season)																			
2021	Quad Cities (A+)	.259	44	147	29	38	66	10	0	6	28	29	0	55	4	0	.395	.449	.844	
2022	Quad Cities (A+)	.336	35	128	22	43	66	6	1	5	23	20	1	39	2	2	.434	.516	.950	
2023	NW Arkansas (AA)	.321	73	274	57	88	152	16	0	16	63	40	0	66	8	4	.417	.555	.972	
2023	Omaha (AAA)	.253	129	475	69	120	200	28	2	16	71	81	0	127	14	3	.370	.421	.791	
MINOR LEAGUE TOTALS (3 SEASONS)		.282	281	1,024	177	289	484	60	3	43	185	170	1	287	28	9	.394	.473	.867	

LEAGUE CHAMPIONS

CAREER TRANSACTIONS

2020: Selected by Kansas City in the 3rd round of the June Draft, signed 6/23 ... 2021: Placed on Quad Cities 7-Day Injured List, 7/14 ... Transferred to the 60-Day Injured List, 8/2 to 11/6 ... 2023: Contract selected by Kansas City, 11/14.

OPTION YEARS USED: 0/3



JOE GRAY JR.



BATS RIGHT

THROWS RIGHT

HEIGHT 6'0"

WEIGHT 214

MLB SERVICE 0.000



OUTFIELDER

OPENING DAY AGE 25

BORN February 1, 1999 in Memphis, Tennessee

RESIDES Arlington, Tennessee

MILB DEBUT June 30, 2018 (AZL Brewers) 1-for-3, 2B, RBI, BB @ AZL Indians 1

HIGH SCHOOL Hattiesburg HS (Hattiesburg, Mississippi)

DRAFTED Selected by Milwaukee in the 2nd round of the 2018 MLB Draft (60th overall)

ACQUIRED December 6, 2023 – Selected by Kansas City in the 1st round (1st overall) of the 2023 Rule 5 Draft's Minor League phase

CAREER REVIEW

- Joseph W. Gray Jr. is entering his 6th season in professional baseball and 1st with the Royals, after being drafted by the Brewers in 2018 out of high school and selected by the Royals in the Minor League Phase of the 2023 Rule 5 Draft ... he has spent parts of the last three years in High-A and reached Double-A for the first time last year ... peaked as high as the Brewers No.9 prospect in 2019 (*Baseball America*).
- Gray has exclusively played outfield in his Minor League career, with the largest portion of his playing time in center field (1958.0 innings), with time in right field (1112.1) and left field (89.0 innings) as well ... he has 29 career outfield assists, including 6 from right field in 2023.
- Over the last three years (2021 to 2023), Gray leads all Milwaukee Minor League players in games played (344), plate appearances (1,485) and runs batted in (204), while he's second in hits (293), trailing only Brewers top prospect **Jackson Chourio** ... in this stretch, he has played more games played and plate appearances, runs scored (140) and runs batted in than any other player at the High-A level.

2023 HIGHLIGHTS

- Spent most of the season with the Wisconsin Timber Rattlers (A+) but also had a 10-game stint with the Biloxi Shuckers (AA) ... combined to slash .232/.288/.353 (102-for-439) with 30 extra-base hits and 60 runs batted in.
- Earned his first promotion to Double-A on May 2 and went 2-for-3 (.654) with the Shuckers, with a double, 3 runs batted in and 17 strikeouts ... returned to High-A on May 15, where he finished the year.
- Had one of the best months of his professional career in June, as he hit .302 (29-for-96) with a .828 OPS, 4 home runs and 17 runs batted in.
- Had a pair of 2-homer, 6-RBI games in a 27-day stretch ... went 3-for-5 with a double, 2 homers and 6 runs batted in on May 28 at Cedar Rapids (MIN) ... went 2-for-4 with a pair of 3-run homers on June 24 vs. Lansing (OAK).

SEASON-BY-SEASON RUNDOWN

2022

- Spent the entire season with the Wisconsin Timber Rattlers (A+) and slashed .193/.279/.353 (89-for-462) over 123 games, with 15 home runs and 54 runs batted in, while going 17-for-19 in stolen base attempts.
- Tied second in the Midwest League in sacrifice flies (7), ranked fourth in at-bats (462) and games played (123) and tied sixth in extra-base hits (40).
- Among Brewers Minor League hitters, ranked tied for fifth in the system in triples (4), tied sixth in home runs (15) and tied eighth in steals (17).
- Only hit .167 (38-for-227) with a .590 in the first half of the season, then his batting average jumped 50 points in the second half, when he hit .217 (51-for-235) with a .672 OPS.
- Produced his second career two-homer game on June 25 vs. Quad Cities (KC), going 3-for-4 with three runs batted in.

2021

- Split his first full professional season between the Carolina Mudcats (A) and Wisconsin Timber Rattlers (A+) ... over 110 games, slashed .252/.355/.499 (102-for-405) with 51 extra-base hits (22 doubles, 9 triples and 20 home runs) with 90 runs batted in and 23 steals (in 26 attempts) ... named a Brewers MiLB.com organizational All-Star.
- Among Brewers Minor League hitters, ranked first in runs batted in (90) and tied for the system lead in extra-base hits (51) ... ranked second in the organization in triples (9), home runs (20) and total bases (202), was third in doubles (22), fifth in runs scored (72), eighth in steals (23) and 10th in walks (53) ... among qualified players in the system, ranked second in slugging percentage (.499), fourth in OPS (.854) and 10th in on-base percentage (.355).

CAREER BATTING

YEAR	CLUB	AVG	G	AB	R	H	TB	2B	3B	HR	RBI	BB	IBB	SO	SB	CS	OBP	SLG	OPS	
2018	AZL Brewers (R)	.182	24	77	14	14	25	5	0	2	9	18	0	25	6	0	.347	.325	.672	
2019	Rocky Mountain (R)	.164	31	110	19	18	33	4	1	3	9	13	1	36	3	2	.279	.300	.579	
2020	Did not play (no minor league season)																			
2021	Carolina (A)	.289	51	190	40	55	120	15	7	12	53	33	1	61	12	0	.407	.632	1.039	
	Wisconsin (A+)	.219	59	215	32	47	82	7	2	8	37	20	0	70	11	3	.306	.381	.687	
2022	Wisconsin (A+)	.193	123	462	58	89	163	21	4	15	54	51	0	177	17	2	.279	.353	.632	
2023	Wisconsin (A+)	.249	101	402	50	100	152	17	1	11	57	27	1	104	16	8	.305	.378	.683	
	Biloxi (AA)	.054	10	37	3	2	3	1	0	0	3	1	0	17	1	0	.103	.081	.184	
MINOR LEAGUE TOTALS (5 SEASONS)		.218	399	1493	216	325	578	70	15	51	222	163	3	490	66	15	.307	.387	.694	

CAREER TRANSACTIONS

2018: Selected by Milwaukee in the 2nd round of the June Draft, signed 6/22 ... **2023:** Selected by Kansas City in the 1st round (1st overall) of the Rule 5 Draft's Minor League phase.

OPTION YEARS USED: 0/3

AWARDS & HONORS

2021 MiLB.com Organization All-Star, Milwaukee OF (CAR/WISC)

CAREER HIGHS

HITS: 4 (3x) – Last: 6/16/23 @ Great Lakes
RUNS: 4 – 5/25/21 vs. Kannapolis
DOUBLES: 2 (5x) – Last: 4/22/23 @ Quad Cities
HOME RUNS: 2 (4x) – Last: 6/24/23 vs. Lansing
RUNS BATTED IN: 6 (3x) – Last: 6/24/23 vs. Lansing
STRIKES: 3 (2x) – Last: 8/23/23 vs. Quad Cities
STEALS: 2 (7x) – Last: 7/4/23 vs. Beloit

HIT STREAK: 17 Games – 5/21/21 to 6/10/21
ON-BASE STREAK: 19 Games – 5/21/21 to 6/12/21


- Despite only playing 51 games with Carolina, ended the year tied for 2nd in the Low-A East in triples (7) ... at the time of his promotion to High-A, he led Low-A East in home runs (12), RBI (53), triples (7), extra-base hits (34) and total bases (120).
- Compiled a career-best 17-game hitting streak between May 21 and June 10, a stretch where he hit .409 (27-for-66) with a 1.500 OPS ... reached base in his next two games, for a 19-game on-base streak, with a .478 on-base percentage from May 21 to June 12.
- Earned his first call-up to High-A on July 6, after hitting .289 (55-for-190) with a 1.039 OPS for the Mudcats ... his best month with the Timber Rattlers was that first month, going 14-for-74 (.257 average) with a .764 OPS in July.
- Following the Minor League season, was assigned to the Salt River Rafters in the Arizona Fall League and went 4-for-58 (.069) over 18 games, with 10 walks.

2019

- Spent the entire season with the Rocky Mountain Vibes (R) in the Pioneer League, where he slashed .164/.279/.300 (18-for-110) over 31 games, with 9 runs batted in and 13 walks ... battled a hamstring injury that kept him out of action for 3 weeks.
- Had four multi-hit games, including a 3-for-5 day on August 13 at Great Falls (CWS) ... 2 of his 3 home runs in the season were part of multi-hit efforts.

2018

- Began his professional career in the Arizona League, playing 24 games with the AZL Brewers ... combined to slash .182/.347/.325 (14-for-77) with 7 extra-base hits (5 doubles & 2 home runs) with 9 runs batted in and 18 walks.
- Had a pair of two-hit games, including July 29 at AZL White Sox (CWS), where he went 2-for-3 with a double and 2 walks, reaching base in 4 of 5 plate appearances.
- Battled walking pneumonia during the season, lost nearly 50 pounds and at one point had a 105-degree fever.

MISCELLANEOUS

- 2018:** Graduated from Hattiesburg HS (Hattiesburg, MS)
- Did not start playing baseball until he was 10 years old, football was his primary sport as a kid but he stopped after 10th grade to focus on baseball.
- Grew up on his family farm in the town of Carson, just outside of Hattiesburg, MS ... says he grew up mutton busting between the ages of 6 and 8, but stopped because his parents did not want him getting hurt.
- Enjoys going to shooting ranges, hunting deer and coyotes, and hunting at night.



TYSON GUERRERO



BATS LEFT / THROWS LEFT / HEIGHT 6'11" / WEIGHT 188 / MLB SERVICE 0.00



LEFT-HANDED PITCHER

OPENING DAY AGE 25

BORN February 16, 1999 in Centralia, Washington

RESIDES TBD

MILB DEBUT August 6, 2021 (ACL Royals Blue) 1.0 IP, 1 H, 0 ER, 1 K @ ACL Athletics

HIGH SCHOOL W. F. West High School (Chehalis, Washington)

COLLEGE Washington State University (Pullman, Washington) / Lower Columbia College (Longview, Washington) / University of Washington (Seattle, Washington)

ACQUIRED Selected by Kansas City in the 12th round of the 2021 MLB Draft (349th overall)

CAREER REVIEW

- Tyson James Guerrero is entering his 4th year with the Kansas City Royals organization, after being drafted in 2021 out of Washington ... injuries limited the first two years of his professional career, but made 20 starts in 2023 between High-A and Double-A ... has not yet reached the Triple-A level.
- Among Royals Minor League pitchers with at least 130.0 innings pitched over the last three years, ranks fourth with a 1.25 WHIP and 19.5% K/BB%, while ranking fifth in the system with a 28.6% K% and tied fifth with a .230 opponents' batting average.
- Enters 2024 ranked by MLB Pipeline as the No. 30 Royals prospect.
- Enters 2024 ranked by Baseball America as the No. 30 Royals prospect.

CAREER HIGHS

INNINGS: 7.0 (2x) – Last: 7/26/23 vs. Lansing
 STRIKEOUTS: 9 – 5/20/23 @ Wisconsin
 WALKS: 6 – 5/10/22 vs. Wisconsin
 HITS: 6 (5x) – Last: 8/2/23 @ Peoria
 EARNED RUNS: 6 (2x) – Last: 8/23/23 vs. Tulsa
 HOME RUNS: 3 – 4/16/22 vs. Cedar Rapids
 PITCHES THROWN: 93 – 6/10/23 vs. Fort Wayne

SCORELESS STREAK: 10.1 IP – 7/26/23 to 8/9/23
 HOMERLESS STREAK: 21.1 IP – 5/20/23 to 6/17/23



2023 HIGHLIGHTS

- Spent much of the season with Quad Cities (A+) but ended the year at NW Arkansas (AA), combining to pitch in 21 games (20 starts) and go 3-6 with a 3.97 ERA (42 ER in 95.1 IP) with 121 strikeouts between the two levels (11.42 K/9) ... transferred to NWAs Development List on August 29, where he finished the season.
- Ended the year seventh in the Royals system in strikeouts (121) ... among Kansas City's Minor League pitchers with at least 70.0 innings pitched, ranked second in K/9 (11.42), third in K/BB (3.56) and third in opponents' average (.215).
- Led the River Bandits in strikeouts (106) and ranked second on the team in starts (17) and innings pitched (84.1 IP), trailing only **Luisder Avila** in both categories.
- Made 6 quality starts (all with the River Bandits), including a pair of 7.0-inning performances ... threw 7.0 frames of 1-run ball (an unearned run) on June 3 at Lake County (CLE) with just 2 hits, 2 walks and 7 strikeouts ... added another 7.0-inning game on July 26 vs. Lansing (OAK), with just 2 runs allowed and 8 strikeouts.
- Named the Midwest League Pitcher of the Week for the week of April 17-23, after throwing 6.0 no-hit innings on April 19 vs. Wisconsin (MIL) ... only issued 1 walk while striking out 8, to face one over the minimum ... a combined no-hit bid came to an end in the 7th inning with an RBI single off **Eric Cerantola**, in what ended up being a 2-0 loss to the Timber Rattlers.
- Was at his best in the month of June, where he pitched to a 1.85 ERA (5 ER in 24.1 IP) for Quad Cities, with a 0.74 WHIP and .165 opponents' batting average (14-for-85) ... struck out 29 that month to just 4 walks (7.25 K/BB).
- Pitched to a 2.37 ERA (10 ER in 38.0 IP) in home games, compared to a 4.66 ERA (24 ER in 46.1 IP) away from Davenport.

SEASON-BY-SEASON RUNDOWN

- 2022: Opened the year with Quad Cities (A+) and made 6 starts, going 0-3 with a 6.17 ERA (16 ER in 23.1 IP) with 22 strikeouts ... made his final start of the season on May 10 vs. Wisconsin before landing on the 7-day injured list with a shoulder injury ... transferred to the 60-day injured list on June 6, where he ended the season.
- Threw one scoreless outing, firing 5.0 shutout frames on May 4 at Cedar Rapids (MIN) with just 1 hit, no walks and 6 strikeouts, on just 63 pitches.

2021

- Between the ACL Royals Blue and Gold (R) and Columbia (A), pitched in 9 games (7 starts) in his first professional season and went 1-1 with a 4.76 ERA (9 ER in 17.0 IP) and 20 strikeouts.
- Only allowed 2 runs over 6 outings in the Arizona Complex League for a 1.80 ERA ... when the ACL season came to an end, was assigned to Columbia to finish the year ... threw 2.2 scoreless innings in his Single-A debut, September 4 vs. Charleston (TB).

COLLEGE (2019-2021)

- Played three seasons of college baseball at three schools in the state of Washington ... began at Washington State before transferring to Lower Columbia Community College and finishing at the University of Washington ... between the two Pac-12 schools (WSU and UW), combined to pitch in 30 games (14 starts) and go 4-5 with a 3.22 ERA (32 ER in 89.1 IP) with 85 strikeouts.
- RS-SOPHOMORE (2021, WASHINGTON): Made 11 starts, including 7 in Pac-12 conference games ... ranked third among qualified Pac-12 pitchers and first at UW with 2.96 ERA ... threw season-high 111 pitches in 5.2 innings, to pick up a win in his final start of the season on May 28 at Washington State, where he began his collegiate career.
- SOPHOMORE (2020, LOWER COLUMBIA CC): Made two starts before Covid-19 forced the cancellation of the remainder of the season ... was 1-0 with a 1.80 ERA and 20 strikeouts.
- FRESHMAN (2019, WASHINGTON STATE): Was a two-way player, going 1-2 with a 3.63 ERA in 19 pitching appearances, while hitting .277 with 5 doubles, a triple and two home runs in 94 at bats ... one of his homers came against the Huskies, where he would wind up playing his third collegiate season.

MISCELLANEOUS

- 2018: Graduated from W F West High School, where he was twice named All-Conference and was Evergreen Conference MVP, All-USA Washington First Team, and All-Area Player of the Year ... lists one of his favorite baseball memories as throwing a no-hitter in the state tournament in high school.

CAREER PITCHING

YEAR	CLUB	W	L	ERA	G	GS	CG	SHO	SV	SVO	IP	H	R	ER	HR	HB	BB	SO	WHIP	AVG
2021	ACL Royals Gold (R)	0	0	0.00	1	0	0	0	0	0	2.0	2	0	0	0	0	2	1.00	.286	
	ACL Royals Blue (R)	0	0	2.25	5	4	0	0	0	0	8.0	6	2	2	0	4	12	1.25	.231	
	Columbia (A)	0	1	9.00	3	3	0	0	0	0	7.0	10	7	7	2	1	4	6	2.00	.323
2022	Quad Cities (A+)	0	3	6.17	6	6	0	0	0	0	23.1	24	19	16	5	1	10	22	1.46	.258
2023	Quad Cities (A+)	2	4	3.63	18	17	0	0	0	0	84.1	65	37	34	10	7	29	106	1.11	.215
	NW Arkansas (AA)	1	2	6.55	3	3	0	0	0	0	11.0	10	8	8	2	1	5	15	1.36	.233
MINOR LEAGUE TOTALS (3 SEASONS)		4	10	4.44	36	33	0	0	0	0	135.2	117	73	67	19	10	52	163	1.25	.233

CAREER TRANSACTIONS

2021: Drafted by Kansas City in the 12th round of the July Draft, signed 7/18 ... 2022: Placed on Quad Cities' 7-Day Injured List, 4/8 ... Transferred to the 60-Day Injured list, 6/6 to 11/10.

OPTION YEARS USED: 0/3

2024 OMAHA STORM CHASERS



DIEGO HERNANDEZ



BATS LEFT

THROWS LEFT

HEIGHT 6'0"

WEIGHT 185

MLB SERVICE 0.000



OUTFIELDER

OPENING DAY AGE 23

BORN November 21, 2000 in Santo Domingo, Dominican Republic

RESIDES Santo Domingo Este, Dominican Republic

MILB DEBUT June 2, 2018 (DSL Royals 1) 0-for-5, RBI @ DSL Astros

SIGNED July 8, 2017 – Signed by Kansas City as an International free agent

ACQUIRED November 18, 2023 – Signed by Kansas City as a Minor League free agent

CAREER REVIEW

- Diego Hernandez is entering his 6th season in professional baseball after being signed by the Royals as an international free agent in July 2017 ... he has spent parts of the past two seasons in Double-A with Northwest Arkansas and was on the Royals 40-Man Roster for approximately a year, but has not yet reached Triple-A or the Major Leagues.
- He has exclusively played outfield as a professional with the vast majority of his experience in center field (237.3 innings), with appearances in right field (170.2 innings) and left field (18.0 innings) as well.
- Hernandez has stolen 107 bases over the first 5 seasons of his MiLB career, one of seven Royals Minor Leaguers with at least 100 steals since 2018 ... after only stealing 13 bases across his first two seasons (52 games), Hernandez stole 75 combined between the 2021 and 2022 seasons (194 games).

2023 HIGHLIGHTS

- After being added to Kansas City's 40-Man Roster in November 2022, dislocated his right shoulder while attempting to make a diving catch in his first spring training game, on February 25 ... opened the season the Royals' 60-Day Injured List and was out of action until beginning a rehab assignment in June.
- Played on rehab with the ACL Royals (R), 3 games with Quad Cities (A+) and finished the year with NW Arkansas (AA) ... slashed .262/.324/.348 (73-for-279) over 69 games between the three levels, with 14 extra-base hits, 27 runs batted in and 19 steals.
- Hit safely in his first 9 games of the season, between June 21 and July 3 with the ACL Royals and River Bandits ... went 14-for-38 (.368) with 5 extra-base hits and 7 RBI.
- Produced a career-best 10-game hit streak between July 21 and August 1, where he hit .293 (12-for-41) with a triple, 6 runs batted in and a .689 OPS.
- Hit a walk-off single in the 11th inning on September 13 vs. Arkansas (SEA), his third walk-off hit with the Nationals in two years.
- Was non-tendered by the Royals on November 17, then re-signed with Kansas City on a Minor League deal and invite to Spring Training the next day, on November 18.

SEASON-BY-SEASON RUNDOWN

2022

- Split the year between Quad Cities (A+) and NW Arkansas (AA), while slashing .284/.347/.407 (129-for-454) between the two levels ... set career highs in games (115), runs (78), hits (129), doubles (21), triples (4), homers (9), runs batted in (40) and stolen bases (40) ... third in the Royals system in steals, fourth in hits and sixth in total bases (185).
- He recorded 8 outfield assists in just 90 games in center field with Quad Cities.
- Reached base in a career-best 29 straight games between May 11 and June 22, hitting .363 (41-for-113) with a .996 OPS in that span, the third-longest on-base streak in the Midwest League in 2022.
- Hit .311 (60-for-193) over his final 48 games from July 16 through season's end ... produced a 4-hit game on July 24 at South Bend (CHC) where he scored 4 runs, doubled and homered.
- At the time of his promotion to NWA on August 9, ranked 6th in the Midwest League in steals (27) and tied sixth in hits (92).
- Won two games via walk-off for the Nationals ... first, a walk-off fielder's choice RBI on August 19 vs. San Antonio (SD), then hit a walk-off 2-run home run for his first Double-A homer on August 26 vs. Springfield (STL).

CAREER BATTING

YEAR	CLUB	AVG	G	AB	R	H	TB	2B	3B	HR	RBI	BB	IBB	SO	SB	CS	OBP	SLG	OPS
2018	DSL Royals 1 (R)	.325	10	40	7	13	15	0	1	0	3	4	0	4	5	3	.391	.375	.766
2019	Surprise (R)	.283	39	159	20	45	54	4	1	1	19	10	0	33	7	5	.327	.340	.667
	Burlington (R)	.214	3	14	1	3	3	0	0	0	0	1	0	0	1	1	.214	.214	.428
2020	Did not play (no minor league season)																		
2021	ACL Royals Blue (R) +	.000	1	3	0	0	0	0	0	0	0	0	0	1	0	0	.000	.000	.000
	ACL Royals Gold (R) +	.083	4	12	1	1	1	0	0	0	1	2	0	4	1	1	.214	.083	.297
	Columbia (A)	.274	74	266	47	73	89	9	2	1	19	32	0	66	34	10	.355	.335	.690
2022	Quad Cities (A+)	.279	83	330	55	92	138	17	4	7	29	27	0	72	27	8	.343	.418	.761
	NW Arkansas (AA)	.298	32	124	23	37	47	4	0	2	11	12	0	28	13	4	.357	.379	.736
2023	ACL Royals (R) +	.440	6	25	7	11	19	0	1	2	6	3	0	6	0	1	.517	.760	1.277
	Quad Cities (A+) +	.231	3	13	2	3	8	0	1	1	1	1	0	4	2	1	.333	.615	.948
	NW Arkansas (AA)	.245	60	241	30	59	70	7	2	0	20	16	0	69	17	3	.302	.290	.592
MINOR LEAGUE TOTALS (5 SEASONS)		.275	315	1227	193	337	444	41	12	14	110	107	0	288	107	37	.339	.362	.701

CAREER TRANSACTIONS

2017: Signed by Kansas City as an international free agent, 7/8 ... 2018: Placed on DSL Royals 1's 60-Day Injured List, 7/3 to 9/27 ... 2021: Placed on Columbia's 7-Day Injured List, 7/7 to 7/18 ... Contract selected by Kansas City, 11/15 ... 2023: Placed on Kansas City's 60-Day Injured List, 3/30 to 7/3 ... Signed by Kansas City as a minor league free agent, 11/18.

CAREER HIGHS

HITS: 4 (4x) – Last: 7/24/22 @ South Bend
 RUNS: 4 – 7/24/22 @ South Bend
 DOUBLES: 2 (3x) – Last: 9/14/23 vs. Arkansas
 HOME RUNS: 1 (14x) – Last: 7/1/23 vs. Wisconsin
 RUNS BATTED IN: 3 (4x) – Last: 6/22/23 vs. ACL Padres
 WALKS: 3 (4x) – Last: 8/10/23 vs. Wichita
 STEALS: 3 (3x) – Last: 5/31/22 vs. Beloit

HIT STREAK: 10 Games – 7/21/23 to 8/1/23
 ON-BASE STREAK: 29 Games – 5/11/22 to 6/22/22



2021

- Played in 74 games for Columbia (A) as the team's primary leadoff hitter and center fielder, finished fifth in the Low-A East with 34 stolen bases ... his 35 total stolen bases tied Maikel Garcia for the fourth-most among all Royals Minor Leaguers.
- Missed 11 days while on the Injured List, between July 7 and 18 ... spent 5 games on rehab assignment in the Arizona Complex League and went just 1-for-12 (.083).
- Had a pair of 3-steal games, on May 29 vs. Augusta (ATL) and August 8 vs. Myrtle Beach (CHC) ... 2 of 8 games with multiple steals without getting caught.
- Collected four hits for the third time in his career on September 14 vs. Kannapolis, going 4-for-5 with a double, run scored and stolen base.

2019

- Spent most of the season with Surprise (R) but was transferred to Burlington (R) in the Appalachian League when the Arizona Rookie League season ended to join the B-Royals just before the postseason ... combined between the two rookie affiliates, slashed .277/.319/.329 (48-for-173) over 42 games with 20 runs batted in and 8 steals.
- After hitting just .167 (6-for-36) with a .383 OPS in June, hit .313 (26-for-83) with a .702 over 20 games in July for Surprise ... hit his first professional home run in his last Arizona League game on August 24 at AZL Rangers, a two-run inside-the-park homer.
- Played all 65 games of the Appalachian League Playoffs with Burlington but only hit .120 (3-for-26) with a .354 OPS and 4 steals, as the team's center fielder.

2018

- Began his professional career with the DSL Royals 1 (R) and slashed .325/.391/.375 (13-for-40) over 10 Dominican Summer League games ... placed on the 60-Day Injured List on July 3, through the end of the season.
- Hit safely in 8 of 10 games, including his final 7 contests before getting injured ... produced the first 4-hit game of his career on June 8, with a 4-for-6 game on June 8 vs. DSL Marlins.

MISCELLANEOUS

- Played his first Winter Ball following the 2023 season, appearing in 31 games for Gigantes Del Cibao in the Dominican Professional Baseball League (LIDOM) with a .221 average (21-for-95) and .550 OPS.

+ REHAB ASSIGNMENT



ANDREW HOFFMANN



BATS RIGHT / THROWS RIGHT / HEIGHT 6'5" / WEIGHT 210 / MLB SERVICE 0.00



RIGHT-HANDED PITCHER

OPENING DAY AGE 24

BORN February 2, 2000 in Joliet, Illinois

RESIDES Plainfield, Illinois

MILB DEBUT August 7, 2021 (Augusta) 2.0 IP, 2 H, 1 ER, 2 K @ Charleston

HIGH SCHOOL Plainfield East High School (Plainfield, Illinois)

COLLEGE Oakland University (Rochester, Michigan) / John A. Logan College (Carterville, Illinois) / University of Illinois at Urbana-Champaign (Champaign, Illinois)

DRAFTED Selected by Kansas City in the 12th round of the 2021 MLB Draft (367th OVERALL)

ACQUIRED July 11, 2022 – traded from Atlanta with Drew Waters and CJ Alexander to Kansas City in exchange for 2022 MLB Draft CBA Pick #35

CAREER REVIEW

Andrew Michael Hoffmann is entering his 4th season in professional baseball, his 3rd in the Kansas City Royals organization, after being drafted in 2021 out of Illinois by the Braves, and traded from Atlanta to Kansas City in July 2022.

Has exclusively been a starting pitcher in his Minor League career, with 58 starts out of his 59 games pitched, the one relief outing was as the bulk pitcher behind an opener.

2023 HIGHLIGHTS

Opened the season again with NW Arkansas (AA) and made 19 starts for the Naturals with 1 relief appearance (as the bulk pitcher) before getting promoted to Triple-A on August 12, where he ended the season ... combined to go 7-9 with a 5.53 ERA (77 ER in 125.1 IP) and 133 strikeouts (95.5 K/9) between the Naturals and Storm Chasers.

Threw 3 quality starts in Double-A: May 9 @ Arkansas (SEA), June 1 vs. Corpus Christi (HOU) and August 5 at Springfield (STL), but did not throw one in Triple-A.

Had two games where he did not walk a batter, one at each level: April 15 at Wichita and September 1 vs. Louisville (CIN).

Was supposed to make his Triple-A debut on August 13 vs. Iowa (CHC), but the game was rained out ... instead pitched twice in next series, including his Triple-A debut August 15 at Toledo (DET), where he retired 6 of his first 7 3 strikeouts, before allowing a 5-run 3rd inning ... tied a season-high at the time with 8 strikeouts on August 20 at Toledo, but also set a career-high with 6 walks.

Earned his first Triple-A win August 26 vs. St. Paul (MIN), limited the Saints to 2 runs over 5.0 innings, while striking out a season-high 9 batters ... struck out the side in the 3rd inning, retired 10 straight batters between the 2nd and 5th innings.

Did not pitch into the 6th inning with Omaha, but threw exactly 5.0 innings in 5 of his last 6 starts with the Chasers ... held his opponent to 5 hits or less and 3 runs or less in 6 of his last 7 starts with the Chasers ... allowed 0 or 1 homer in 7 of 8 Omaha starts.

Entering the season, was rated by *Baseball America* as the No. 15 prospect in the Royals system, but fell out of the rankings in their midseason update.

SEASON-BY-SEASON RUNDOWN

2022

Split his season between the Rome Braves (A+) and NW Arkansas (AA) traded from the Braves to the Royals on July 11 along with **OF Drew Waters** and **INF CJ Alexander** for a draft pick (Competitive Balance A, #35 overall).

Opened the season with the Rome and made 15 starts in the South Atlantic League, going 7-2 with a 2.36 ERA (21 ER in 80.0 IP), with 90 strikeouts to just 21 walks (4.29 K/BB) ... promoted to the Mississippi Braves (AA) on July 8 but did not appear in a game for the M-Braves, was with the team three days before being traded.

Threw at least 5.0 innings in 13 of his 15 starts with the Rome Braves, seven of them being at least six innings, with a pair of 7-inning starts on April 27 vs. Greensboro (PIT) and June 16 at Asheville (COL) ... recorded three scoreless starts, including 2 of last 3.

Recorded a career-high 13.0-inning scoreless streak from June 16 to 29 spanning parts of 3 starts ... also did not allow a run across his last 9.0 innings in the Braves system before the trade, ending with 6.0 shutout innings July 6 vs. Asheville, where he allowed two walks and two hits and struck out eight.

Made his Double-A debut with the Naturals on July 13 @ Corpus Christi (HOU), threw in 4.1 innings and allowed what was the time career-high 5 runs on 8 hits, but did not walk a batter against a Hooks team that ranked fourth in MLB in walks.

Earned his first Double-A win August 7 vs. Tulsa (LAD), his first quality start with the Naturals (6.0 IP, 1 ER) and 7th overall in 2022, struck out 6, allowing just 1 run.

Transferred to the to the Development List on September 12, where he ended the year.

AWARDS & HONORS

2022 *Baseball America* High-A All-Star (ROM)

CAREER HIGHS

INNINGS: 7.0 (3x) – Last: 6/16/22 @ Asheville

STRIKEOUTS: 11 – 4/21/22 @ Bowling Green

WALKS: 6 – 8/20/23 @ Toledo

HITS: 10 – 9/1/23 vs. Louisville

EARNED RUNS: 7 – 9/1/23 vs. Louisville

HOME RUNS: 4 – 9/1/23 vs. Louisville

PITCHES THROWN: 100 – 8/5/23 @ Springfield

SCORELESS STREAK: 13.0 IP – 6/16/23 to 6/29/23

HOMERLESS STREAK: 33.2 IP – 4/27/23 to 6/7/23



2021

Drafted by the Atlanta Braves in the 12th Round of the 2021 MLB Draft out of the University of Illinois.

Before being drafted, pitched for the Mahoning Valley Scrapers in the first year of Major League Baseball's Draft League, 1 of 39 players to be drafted from the circuit when the Braves took him in the 12th round ... over 5 relief appearances, allowed 2 earned runs in 7.2 innings, striking out 13 while walking two.

Made his professional debut with the Augusta Green Jackets (A) ... across 7 starts, went 2-2 with a 2.73 ERA (9 ER in 29.2 IP) and 37 strikeouts to just 8 walks (4.63 K/BB).

Ended his season with a pair of back-to-back scoreless starts for a total of 12.0 scoreless innings, named the Carolina League Pitcher of the Week both weeks to end the year ... on September 9 vs. Columbia (KC), threw 5.0 hitless innings against the in the second game of a doubleheader and faced two over the minimum with 9 strikeouts ... on September 15 @ Myrtle Beach (CHC), threw 7.0 innings and allowed 3 hits with no walks and a season-high 8 strikeouts in his final start.

COLLEGE (2019-2021)

Pitched 3 years at 3 schools with a 34-game undefeated streak to end his collegiate career that stretched back to his last start at Oakland as a freshman ... including summer ball, went 16-0 in those starts and allowed 3 runs or less in 31 of 34 starts.

JUNIOR (2021), ILLINOIS: Served as the team's Friday night starter, making 11 starts and led the Fighting Illini with a 2.87 ERA and 62.2 IP ... named All-Big Ten Third Team, going 3-0 with a 2.87 ERA (20 ER in 62.2 IP) and 64 strikeouts to 15 walks ... only the sixth Illini pitcher since 1980 to not suffer a loss in a season (min. 10 starts).

SOPHOMORE (2020), JOHN A. LOGAN CC: Across five starts (26.0 IP), went 5-0 with a 2.08 ERA, 7 walks and, 46 strikeouts.

FRESHMAN (2019), OAKLAND UNIVERSITY: Started 12 of 13 games (56.0 IP), went 2-6 with a 6.75 ERA, 33 walks and 46 strikeouts ... second on the team in ERA and third in innings pitched ... in the summer of 2019, played for the Traverse City Pit Spitters of the Northwoods League and went 8-0 with a 1.08 ERA and 43 strikeouts, was named the 2019 Northwoods League Pitcher of the Year and 2019 Northwoods League All-Star, led the Northwoods League in ERA and wins.

MISCELLANEOUS

Two-year letterwinner at Plainfield East, where he played for head coach Adam O'Reel and was named All-Southern Prairie Conference, has the Plainfield High School all-time strikeout record.

Parents are Glen and Sue ... Sister is Ashley

Only uses conditioner and coconut oil to maintain his curly hair, has been growing it out for the last 3 years.

CAREER PITCHING

YEAR	CLUB	W	L	ERA	G	GS	CG	SHO	SV	SVO	IP	H	R	ER	HR	HB	BB	SO	WHIP	AVG
2021	Augusta (A)	2	2	2.73	7	7	0	0	0	0	29.2	21	10	9	2	0	8	37	0.98	.198
2022	Rome (A+)	7	2	2.36	15	15	0	0	0	0	80.0	63	23	21	9	1	21	90	1.05	.217
	NW Arkansas (AA)	2	4	6.64	9	9	0	0	0	0	39.1	50	32	29	5	3	20	30	1.78	.313
2023	NW Arkansas (AA)	4	6	5.56	20	19	0	0	0	0	87.1	95	55	54	12	5	43	87	1.58	.280
	Omaha (AAA)	3	3	5.45	8	8	0	0	0	0	38.0	42	25	23	8	1	16	46	1.53	.275
MINOR LEAGUE TOTALS (3 SEASONS)		18	17	4.46	59	58	0	0	0	0	274.1	271	145	136	36	10	108	290	1.38	.259

CAREER TRANSACTIONS

2021: Selected by Atlanta in 12th round of the July Draft, signed 7/16 ... 2022: Acquired by Kansas City with OF Drew Waters and 3B CJ Alexander from Atlanta for 2022 Draft Pick, CBA Pick # 35, 7/11.

OPTION YEARS USED: 0/3



KEYLAN KILLGORE

KEY-linn



BATS LEFT

THROWS LEFT

HEIGHT 6'3"

WEIGHT 185

MLB SERVICE 0.000



LEFT-HANDED PITCHER

OPENING DAY AGE 27

BORN September 30, 1996 in Wichita, Kansas
RESIDES Wichita, Kansas

MILB DEBUT July 3, 2018 (Williamsport) 2.0 IP, 3 H, 2 ER, 4 K vs. Auburn

HIGH SCHOOL Wichita Heights High School (Wichita, Kansas)

COLLEGE Wichita State University (Wichita, Kansas)

DRAFTED Selected by Philadelphia in the 17th round of the 2018 MLB Draft (497th overall)

ACQUIRED December 6, 2023 - Selected by Kansas City in the 2nd round (26th overall) of the 2023 Rule 5 Draft's Minor League phase

CAREER REVIEW

Keylan Richard Killgore is entering his 5th season in professional baseball and his 1st in the Kansas City Royals organization, after being drafted by the Phillies in 2018 and selected by the Royals in the Minor League Phase of the 2023 Rule 5 Draft ... he spent all last year in Double-A, but has not yet reached Triple-A.

Killgore has exclusively pitched in relief in his professional career, with 107 appearances out of the bullpen ... nearly all these outings have lasted 2.0 innings or less, with just 3 appearances that have lasted longer than 2.0 innings.

He did not pitch in a professional game across nearly a three-year stretch, due to injuries and the cancelled 2020 Minor League season ... after throwing 2.0 innings on August 28, 2019 for the Clearwater Threshers (Philadelphia High-A affiliate), did not pitch in another Minor League game again for 1,070 days, until August 2, 2022 with an inning for the Florida Complex League Phillies (Philadelphia Rookie affiliate) ... COVID-19 cancelled the 2020 MiLB season, then he underwent left elbow surgery that kept him out all of 2021 and most of 2022.

2023 HIGHLIGHTS

Appeared in 46 games for the Reading Fightin Phils (AA) and went 3-2 with a 5.20 ERA (32 ER in 55.1 IP).

Had 26 scoreless outings of his 46 relief appearances, including 5 straight scoreless outings between June 16 and 25, with 6.1 scoreless innings and 5 strikeouts.

Had a 8.31 ERA (12 ER in 13.0 IP) through his first 11 appearances of the season, but settled into a groove quickly and pitched to a 1.69 ERA (5 ER in 26.2 IP) over 23 appearances between May 24 and August 6 with 19 of those 23 outings scoreless and only one game with more than 1 run allowed ... struggled to end the season as well, with a 8.62 ERA (15 ER in 15.2 IP) from August 10 to his last appearance on September 12.

Pitched everywhere from the third to the ninth inning, but 81% at-bats against him (175 of 215) came between the sixth and eighth innings.

SEASON-BY-SEASON RUNDOWN

2022

Opened the season on the 60-Day Injured List for the Jersey Shore BlueClaws (A+), recovering from left elbow surgery ... made rehab assignments with the FCL Phillies (R) and Clearwater Threshers (A), then ended the year with Jersey Shore.

Between the three levels he appeared at, combined for a 1-0 record and 5.91 ERA (7 ER in 10.2 IP) over 10 appearances, with 3 walks to 12 strikeouts.

7 of his 10 appearances were scoreless, with 6 of the 7 runs allowed coming between just two games ... allowed 4 runs on 5 hits in 1.1 inning on August 12 vs. St. Lucie (NWM) and on September 10 vs. Aberdeen, allowed 2 runs on 3 hits in 1.0 inning.

2021

Missed the entire season after undergoing left elbow surgery.

2019

Spent the entire season with the Clearwater Threshers (A) and earned Florida State League Postseason All-Star honors after leading the league with 11 saves.

Sent 1-3 with a 3.57 ERA (21 ER in 53.0 IP) and only blew 1 save in 12 tries across 36 appearances, with 25 walks to 61 strikeouts.

25 of his 36 appearances were scoreless ... between May 21 and July 4, pitched to a 0.74 ERA (1 ER in 19.1 IP) over 14 outings, with 27 strikeouts (12.57 K/9).

Pitched well away from home, with a 2.08 ERA (6 ER in 26.0 IP) in road games, compared to a 5.00 ERA (15 ER in 27.0 IP) in home games.

CAREER PITCHING

YEAR	CLUB												+ REHAB ASSIGNMENT									
		W	L	ERA	G	GS	CG	SHO	SV	SVO	IP	H	R	ER	HR	HB	BB	SO	WHIP	AVG		
2018	Williamsport (A-)	0	0	0.81	14	0	0	0	10	10	22.1	11	2	2	0	0	5	29	0.72	.145		
	Lakewood (A)	0	0	0.00	1	0	0	0	0	0	0.2	0	0	0	0	0	0	0	0.00	.000		
2019	Clearwater (A+)	1	3	3.57	36	0	0	0	11	12	53.0	46	22	21	4	0	25	61	1.34	.234		
2020	Did not play (no minor league season)																					
2021	Did not play (injured)																					
2022	FCL Phillies (R) +	0	0	4.50	2	0	0	0	0	0	2.0	3	1	1	0	0	1	2	2.00	.375		
	Clearwater (A) +	1	0	5.68	5	0	0	0	1	1	6.1	8	4	4	0	0	1	7	1.42	.308		
	Jersey Shore (A+)	0	0	7.71	3	0	0	0	0	0	2.1	4	2	2	1	0	1	3	2.14	.400		
2023	Reading (AA)	3	2	5.20	46	0	0	0	0	5	55.1	59	40	32	9	0	28	67	1.57	.272		
MINOR LEAGUE TOTALS (4 SEASONS)		5	5	3.93	107	0	0	0	22	28	142.0	131	71	62	14	0	61	169	1.35	.244		

CAREER TRANSACTIONS

2018: Selected by Philadelphia in the 17th round of the June Draft, signed 6/29 ... 2021: Placed on Jersey Shore's 60-Day Injured List, 5/4 to 11/7 ... 2022: Placed on Jersey Shore's 60-Day Injured List, 4/8 to 8/29 ... 2023: Selected by Kansas City in the 2nd round (26th overall) of the Rule 5 Draft's Minor League phase, 12/6.

OPTION YEARS USED: 0/3



WILL KLEIN



BATS RIGHT / THROWS RIGHT / HEIGHT 6'5" / WEIGHT 230 / MLB SERVICE 0.000



RIGHT-HANDED PITCHER

OPENING DAY AGE 24

BORN November 28, 1999 in Bloomington, Indiana

RESIDES Bloomington, Indiana

MILB DEBUT May 8, 2021 (Quad Cities) 1.0 IP, 1 H, 1 ER, 1 K @ South Bend

HIGH SCHOOL Bloomington North High School (Bloomington, Indiana)

COLLEGE Eastern Illinois University (Charleston, Illinois)

ACQUIRED Selected by Kansas City in the 5th round of the 2020 MLB Draft (135th OVERALL)

CAREER REVIEW

- William Boone Klein is entering his 4th season in the Kansas City Royals organization, after being drafted in 2020 out of Eastern Illinois ... reached the Triple-A level for the first time last year, pitching 28 games for the Storm Chasers
- Added to Kansas City's 40-man roster this past offseason, along with Tyler Gentry.
- Since the start of the 2021 season, Klein's 269 strikeouts are the 4th-most of any Royals Minor League pitcher, the most of any strikeouts of any pitcher with less than 200 innings ... among pitchers with at least 120.0 innings pitched, his 13.58 K/9 is the highest, as is his 32.3% K% ... however, his 6.76 BB/9 and 1.68 WHIP are the highest.
- Enters 2024 ranked by MLB Pipeline as the No. 19 Royals prospect.
- Enters 2024 ranked by Baseball America as the No. 18 Royals prospect.

2023 HIGHLIGHTS

- Opened the season with NW Arkansas (AA) and appeared in 21 games in relief with a 3.38 ERA (11 ER in 29.1 IP) and 44 strikeouts to 14 walks ... did not allow a run over his final 11.0 IP (6 games) with the Naturals and was promoted to Omaha on June 13.
- Made his Triple-A debut on June 14 vs. Columbus (CLE) with 2.0 scoreless innings and 5 strikeouts, including striking out the side in the 8th inning to begin his Triple-A career.
- Represented the Royals in the 2023 SiriusXM All-Star Futures Game on July 8 in Seattle, threw 0.1 IP with 2 BB and took the loss in a 5-0 loss to the National League.
- Over his first 12 outings with Omaha (June 14 to July 26), allowed 3 earned runs in 15.2 IP (1.72 ERA), with 25 strikeouts (14.36 K/9) ... allowed runs in his next nine games (July 28 to August 23), allowed 15 ER in his next 11.1 IP (11.91 ERA).
- Placed on Omaha's Injured List September 5, activated September 12 and pitched 5 games in September, with 3 of his final 4 outings being scoreless.
- His fastball averaged 97.0 mph with Omaha with a team-best 100.7 mph fastball in his outing on June 21 @ Rochester (WAS) ... threw four pitches at over 100.0 mph this season, the first four triple-digit velocity pitches in 2023 from Omaha arms.
- Between the Double-A and Triple-A levels this season, recorded 93 strikeouts in 64.1 innings pitched ... among 35 Royals minor league pitchers that threw at least 60.0 innings in 2023, his 13.01 K/9 ranked 1st, while a 30.5% K% ranked 4th in that group.

SEASON-BY-SEASON RUNDOWN

2022

- Opened the season on Injured List with shin splints and was assigned to NW Arkansas (AA) on May 14, where he spent the entire season ... over 30 appearances (3 starts), went 1-1 with a 10.51 ERA (51 ER in 43.2 IP) and 51 strikeouts to 55 walks.
- Among 54 Royals Minor League pitchers who threw at least 40.0 innings, his 1.08 K/BB ranked as the 2nd-worst in the organization, however his 11.34 K/9 ranked 6th-best ... his 22.0% BB% was the worst among that group.
- Used as a high-leverage multi-inning reliever in 2021, he began 2022 in the rotation but struggled over three starts with a 18.00 ERA (9 ER in 4.0 IP) and .444 opponents' average (8-for-18) ... moved back to the bullpen in June and posted a 9.76 ERA (43 ER in 39.2 IP) with a .297 opponents' average (47-for-158) in 27 relief appearances.
- 11 of his 27 relief outings were scoreless, including 5 of his last 10 ... his first scoreless game came in his fifth outing of the year on June 7 at Tulsa (LAD), as he struck out four and retired seven of eight hitters he faced across 2.0 innings ... only perfect outing of the season was later in the series on June 11 at Tulsa, with 6 strikeouts over 2.0 innings.

2021

- Began his professional career in Quad Cities (A+) and pitched 36 games out of the bullpen for the River Bandits ... went 7-1 with four saves and a 3.58 ERA (25 ER in 70.1 IP) and 121 strikeouts ... named an MiLB.com Organization All-Star and recognized as the Royals' Pitching Prospect of the Year by MLB Pipeline.
- Among ALL Minor League pitchers who threw at least 70.0 innings, his 15.48 K/9 ranked first, as did his 40.9% strikeout percentage ... a .171 opponents' batting average ranked ninth ... his 121 strikeouts were the most among any minor league arm with less than 15 starts ... of 225 Minor League pitchers with 100 strikeouts, he

CAREER PITCHING

YEAR	CLUB	W	L	ERA	G	GS	CG	SHO	SV	SVO	IP	H	R	ER	HR	HB	BB	SO	WHIP	AVG
2020									Did not play (no minor league season)											
2021	Quad Cities (A+)	7	1	3.20	36	0	0	0	4	9	70.1	43	28	25	4	1	44	121	1.24	.173
2022	NW Arkansas (AA)	1	1	10.51	30	3	0	0	0	1	43.2	55	36	51	6	1	51	55	2.43	.313
2023	NW Arkansas (AA)	0	2	3.38	21	0	0	0	1	1	29.1	28	15	11	1	2	14	44	1.43	.250
	Omaha (AAA)	1	3	5.66	28	1	0	0	3	6	35.0	40	23	22	4	4	25	49	1.86	.276
MINOR LEAGUE TOTALS (3 SEASONS)		9	7	5.50	115	4	0	0	8	17	178.1	166	122	109	14	8	134	269	1.68	.244

CAREER TRANSACTIONS

2020: Selected by Kansas City in the 5th round of the June Draft, signed 6/23 ... 2023: Placed on Omaha's 7-Day Injured List, 9/2 to 9/12 ... Contract selected by Kansas City, 11/14.

OPTION YEARS USED: 0/3

AWARDS & HONORS

2023 SiriusXM All-Star Futures Game Selection (OMA)

2021 MiLB.com Organization All-Star, RP (QC)

CAREER HIGHS

INNINGS: 3.0 (2x) – Last: 8/12/21 vs. Beloit
 STRIKEOUTS: 6 (6x) – Last: 9/25/21 vs. Cedar Rapids
 WALKS: 5 (2x) – Last: 6/2/22 vs. Corpus Christi
 HITS: 6 – 8/24/22 vs. Springfield
 EARNED RUNS: 7 – 8/24/22 vs. Springfield
 HOME RUNS: 1 (14x) – Last: 8/20/2023 @ Toledo
 PITCHES THROWN: 56 – 7/1/2021 vs. Cedar Rapids

SCORELESS STREAK: 13.0 IP – 5/20/23 to 6/14/23
 HOMERLESS STREAK: 43.2 IP – 6/13/21 to 9/1/21



was one of two that did not make a start, one of nine with less than 10 starts ... 3rd in the High-A Central in strikeouts, behind teammate Anthony Veneziano.

- Despite pitching exclusively in relief, his 121 strikeouts ranked 3rd among all Royals Minor League arms, while 7 wins was tied for 3rd and 36 games pitched ranked 10th in the system ... among Royals Minor League pitchers who pitched at least 70.0 innings, ranked 1st with in K/9, K% (26.0%), K-BB% (121 K to 44 BB) and opponents' batting average.
- Often pitched in high-leverage situations for the River Bandits, with 199 of the 296 batters he faced (67.2%) coming in the seventh, eighth or ninth innings.
- 25 of his 36 outings with Quad Cities were 2.0 innings or more, including five 3.0-inning appearances ... only threw 1.0 inning or less six times.
- After a rough July, with a 4.41 ERA in 16.1 innings, he worked with River Bandits pitching coach Steve Luebber to make mechanical changes in his delivery – staying back and not rushing through the motions – and responded with his best month, a 1.29 ERA (2 ER in 14.0 IP) in August, going 3-0 with 29 strikeouts and 4 walks.

2020

- Selected with the Royals' final pick in the shortened 2020 MLB Draft, Kansas City's fifth round selection 135th overall out of 160 total selections.

COLLEGE (2018-2020)

- Attended Eastern Illinois University, where he finished his collegiate career with a 4-3 record and 4.86 ERA (36 ER in 66.2 IP) and 95 strikeouts across 37 games (seven starts) ... largely pitched out of the bullpen his first two seasons for the Panthers (Ohio Valley Conference), transitioned to a starting role in his third year.
- JUNIOR (2020):** Entered the season touted as the No. 1 prospect in the OVC and started four games he pitched in, with a 3.33 ERA (9 ER in 24.1 IP) with 33 strikeouts, which tied him for the 57th most nationally, and third most in the OVC.
- SOPHOMORE (2019):** Appeared in 19 games, going 1-1 with a 5.11 ERA (14 ER in 24.2 innings) with 34 strikeouts ... named the best pitcher in the Northwoods League by Baseball America, going 2-2 with a 0.86 ERA (2 ER in 21.0 IP), 38 strikeouts (16.3 K/9) and 7 saves for the Lakeshore Chinoaks, earning league All-Star honors ... threw 100 mph for the first time in the 2019 Northwoods League All-Star Game.

MISCELLANEOUS

- 2017: Graduated from Bloomington North High School (Indiana), where he earned first team All-Conference honors and recorded a 1.98 ERA with 30 strikeouts in 17.2 innings as a senior, even though he was primarily a catcher until late in his high school career ... was in the Ping Pong Club in high school.
- Has two cats with his wife Carson – Ash and Mango.

LEAGUE CHAMPIONS



ASA LACY

AY-suh LAY-see



BATS LEFT

THROWS LEFT

HEIGHT 6'4"

WEIGHT 215

MLB SERVICE 0.000



LEFT-HANDED PITCHER

OPENING DAY AGE 24

BORN June 2, 1999 in Bryan, Texas

RESIDES Kerrville, Texas

MLB DEBUT May 5, 2021 (Quad Cities) 2.1 IP, 1 H, 4 ER, 5 K @ South Bend

HIGH SCHOOL Tivy High School (Kerrville, Texas)

COLLEGE Texas A&M University (College Station, Texas)

ACQUIRED Selected by Kansas City in the 1st round of the 2020 MLB Draft (4th OVERALL)

CAREER REVIEW

- Asa Edward Lacy is entering his 5th year in professional baseball, after being drafted by the Royals with the 4th overall pick in 2020 out of Texas A&M ... opened the 2022 season in Double-A but was limited to 28 innings that year due to injury, has not pitched professionally since August 18, 2022.
- Has battled injuries since being drafted, with 80.0 professional innings pitched since the start of the 2021 season ... made 14 starts in 2021 with High-A Quad Cities before missing the rest of the season with injury ... pitched in 15 games in 2022 with Double-A Northwest Arkansas and the ACL Royals, around a pair of injured list stints.

2023 HIGHLIGHTS

- Opened the season on the 7-Day overall List with Northwest Arkansas (AA), transferred to the 60-Day Injured List on July 25, where he ended the season.
- Did not pitch in a professional game in 2023 and spent the year rehabbing, after a back injury ended his 2022 season early.

SEASON-BY-SEASON RUNDOWN

2022

- Opened the season in NW Arkansas (AA) and made two starts before landing on the Injured List ... rehabbed with the ACL Royals (R) in June and was activated from the Injured List in July, but placed back on the Injured List on August 25, where he ended the season ... between the two levels, pitched in 15 games (5 starts)
- Started for the Naturals on April 12 and 17 vs. Wichita (MIN) and combined to strike out 13 over 9.2 innings and allowed 5 earned runs on 5 hits and 5 walks (4.66 ERA, 1.14 WHIP, .167 opponents' average) ... scratched from a start with a back spasm on April 23 @ Frisco (TEX), where he was slated to face Rangers top prospect **Jack Leiter**, placed on the Injured List on May 10.
- Made four rehab appearances in the Arizona Complex League between June 14 and 30, as he struck out 10 over 8.0 innings, though he allowed 8 earned runs on 4 hits and 14 walks (9.00 ERA, 2.25 WHIP, .143 opponents' average).
- Activated from the Injured List on July 14 and pitched in 9 games (1 start) for the Naturals but struggled, allowing 20 earned runs in 10.1 innings (17.42) ... surrendered just 4 hits in those outings, but walked 23 and hit 6 batters, while striking out 12 (2.52 WHIP, .094 opponents' average) ... allowed 3 or more runs in four of those nine outings.
- Over the six weeks he pitched for the Naturals between July and August, three of his nine outings were scoreless, including back-to-back 2.0-inning outings on the road against Wichita ... struck out 4 over 4.0 innings between July 27 and 30 at Riverfront Stadium, did not allow a hit and walked 3 with 1 hit batter.
- Last appearance of the season came August 18 vs. San Antonio (SD), where he threw 1.0 inning and allowed 5 runs (4 earned) on 1 hit and 4 walks, allowing 5 of the 8 batters he faced to reach ... placed back on the IL on August 25 and did not pitch in a professional game the remainder of the season.

2021

- Spent his first professional season with Quad Cities (A+) and made 14 starts with the River Bandits, going 2-5 with a 5.19 ERA (30 ER in 52.0 IP) and 79 strikeouts, before being placed on the Injured List on 7/27 and missed the rest of the season.
- Made his professional debut in the second game of the season on May 5 at South Bend (CHC) but took the loss allowing 4 runs in 2.1 innings with 5 strikeouts ... picked up his first win in his third start, on May 19 at Peoria (STL) ... threw 5.0 shutout innings with 3 hits, 2 walks and 6 strikeouts.
- Struck out 5 or more in 10 of 14 starts, including three 9-strikeout appearances, including back-to-back starts on 6/27 and 7/3.
- His 13.67 K/9 ranked third among Royals minor league pitchers with at least 50.0 innings pitched, while his 33.3% strikeout percentage ranked fifth among those

CAREER HIGHS

INNINGS: 6.0 – 7/31 vs. Cedar Rapids
 STRIKEOUTS: 9 (3x) – Last: 7/31/21 vs. Cedar Rapids
 WALKS: 6 – 5/12/21 vs. Cedar Rapids
 HITS: 6 – 6/22/21 @ Beloit
 EARNED RUNS: 5 (3x) – Last: 8/6/22 vs. Tulsa
 HOME RUNS: 2 – 6/11/21 @ Peoria
 PITCHES THROWN: 84 – 4/17/22 vs. Wichita

SCORELESS STREAK: 8.2 IP – 5/12/21 to 5/25/21
 HOMERLESS STREAK: 21.0 IP – 7/31/21 to 4/17/22



pitchers ... however, he also struggled with control, walking 7.10 batters per nine innings (41 BB in 52.0 IP) with a 17.3% walk rate, both the highest rates among that same group of Royals minor league arms.

- Pitched for the Surprise Saguaros in the Arizona Fall League after just under three months out of action ... in 4 starts, went 2-0 with a 2.35 ERA (2 ER in 7.2 IP), striking out 15 while walking 6 ... three of his four outings were scoreless, with 5 strikeouts in his last two.
- Entered 2021 ranked by *Baseball America* as the No. 3 Royals prospect, the 37th overall prospect in baseball and MLB Pipeline's No. 4 prospect in the Royals system, their 30th overall prospect in baseball.

2020

- Spent his first pro season at the Alternate Training Site in Kansas City, Kansas ... also participated in the Postseason Instructional Camp at Kauffman Stadium in October.

COLLEGE (2018-2020)

- Attended Texas A&M University ... despite having his junior season cut short by the coronavirus pandemic, finished college career with a 14-5 record and a 2.07 ERA (35 ER in 152.0 IP) with 224 strikeouts (13.3 K/9 ... when he was drafted fourth overall, he became the highest drafted player in the history of Texas A&M's baseball program.
- JUNIOR (2020):** In his four starts, went 3-0 with a 0.75 ERA (2 ER in 24.0 IP), striking out 46 of the 93 batters he faced (49.5%) ... named a 2020 *Baseball America* and Collegiate Baseball First Team pre-season All-American.
- SOPHOMORE (2019):** Named a Third Team All-American in 2019 by the National College Baseball Writers Association (NCBWA) and a Golden Spikes Award semifinalist.
- Pitched for the USA Baseball Collegiate National Team in 2019 with Royals INF/OF **Nick Loftin**.

MISCELLANEOUS

- 2017:** Graduated from Tivy High School in Kerrville, Texas ... selected Collin Street Baker/TSWA Class 5A All-State First Team as a senior in 2017, was also selected to pitch in the Texas High School Baseball Coaches (THSBCA) All-Star Game ... set a school record in 2017 with 13 wins, went 13-1 with a 0.93 ERA and 128 strikeouts in 97.1 innings (11.83 K/9).
- Was drafted by the Cleveland Indians out of Tivy HS in the 31st round of the 2017 MLB Draft, but opted to attend Texas A&M.
- Father, Phillip, played varsity tennis at Sam Houston State ... his grandfather, **Dan Davison**, was a hallback at Texas A&M.
- Enjoys hunting, fishing and ping pong in his free time, also a member of the National Honor Society.

CAREER PITCHING

YEAR	CLUB	W	L	ERA	G	GS	CG	SHO	SV	SVO	IP	H	R	ER	HR	HB	BB	SO	WHIP	AVG	+ REHAB ASSIGNMENT		○ LEAGUE CHAMPIONS																					
																					Did not play (no minor league season)	Did not play (injured)																						
2020																																												
2021	Quad Cities (A+)	2	5	5.19	14	14	0	0	0	0	52.0	41	31	30	5	8	41	79	1.58	.222																								
2021	ACL Royals (R)	1	0	9.00	4	2	0	0	0	0	8.0	4	10	8	1	5	14	10	2.25	.143																								
2021	NW Arkansas (AA)	1	2	11.25	11	3	0	0	0	0	20.0	9	27	25	2	8	28	25	1.85	.132																								
2023																																												
MINOR LEAGUE TOTALS (2 SEASONS)																						4	7	7.09	29	19	0	0	0	0	0	80.0	54	68	63	8	21	83	114	1.71	.192			

CAREER TRANSACTIONS

2020: Drafted by Kansas City in the 1st round of the June Draft, signed 6/23 ... 2021: Placed on Quad Cities' 7-Day Injured List, 7/27 to 10/4 ... 2022: Placed on Northwest Arkansas' 7-Day Injured List, 5/10 to 7/14 ... Placed on Northwest Arkansas' 7-Day Injured List, 8/25 to 9/29 ... 2023: Placed on Northwest Arkansas' 7-Day Injured List, 4/6 ... Transferred to the 60-Day Injured List, 7/25 to 11/3.

OPTION YEARS USED: 0/3



SANDY LEÓN



BATS SWITCH / **THROWS RIGHT** / **HEIGHT 5'10"** / **WEIGHT 235** / **MLB SERVICE 8.112**



CATCHER

OPENING DAY AGE 35

BORN March 13, 1989 in Maracaibo, Venezuela

RESIDES Lake Worth, Florida

MLB DEBUT June 19, 2007 (GCL Nationals) 0-for-3, 2 BB, 2 Rvs. GCL Dodgers

MLB DEBUT May 24, 2012 (Washington) 0-for-1 vs. San Diego

SIGNED January 17, 2007 – Signed by Washington as an International free agent

ACQUIRED January 17, 2024 – Signed by Kansas City as an Minor League free agent

CAREER REVIEW

♣ **Sandy David León** is entering his 18th season in professional baseball and his first in the Kansas City Royals organization ... he has spent parts of the last 12 seasons in the Major Leagues with Washington (2012-2014), Boston (2015-19), Cleveland (2020, 2022), Miami (2021), Minnesota (2022) and Texas (2023) ... he has also spent parts of 7 seasons in Triple-A, with 198 games played at the highest level of the Minor Leagues, between 2012, 2014-2016, 2019 and 2022-2023 ... Kansas City represents the 7th organization he has played in, with stops in the Cincinnati Reds system in addition to the 6 organizations he has seen Major League time with.

♣ León has almost exclusively caught in his professional career, with 438 starts at the position in the Major Leagues (396.2 MLB innings at C) and an additional 595 starts behind the plate in the Minor Leagues (5158.1 MLB innings at C) ... between the two levels, he has caught over 1,100 games with 9,121.0 innings at the position ... between the Majors and Minors, he's also played first base (7.0 innings), third base (2.0 innings) and made 8 appearances on the mound to pitch (9.0 innings).

♣ Since the start of the 2015 season, his 452 Major League games as a catcher are the 24th-most of any MLB backstop.

2023 HIGHLIGHTS

- ♣ Spent the first-half of the with the Texas Rangers organization, splitting time between the Round Rock Express (AAA) and the Major League club until his release on June 21 ... signed a minor league deal with Cleveland on July 1 and pitched the remainder of the year with the Columbus Clippers (AAA).
- ♣ Struggled in limited big league time, going 6-for-41 (.146) with a .381 OPS and 4 runs batted in and 22 strikeouts across 22 games with the Rangers.
- ♣ Made his 8th career pitching appearance on May 15 vs. Atlanta and allowed a home run to **Marcell Ozuna** in 1.0 inning of work ... relieved **Cole Ragans** in the game.
- ♣ Between the two Triple-A clubs, slashed .230/.382/.377 (14-for-61) with 2 home runs, 5 runs batted in and 14 walks to 14 strikeouts ... was 4-for-15 at the plate (.267) with 2 doubles and an RBI over 4 games against Omaha.
- ♣ Spent the offseason with Tigres De Aragua in the Venezuelan Winter League and hit .163 (16-98) with 4 doubles and 11 runs batted in over 34 games.

SEASON-BY-SEASON RUNDOWN

- 2022**
- ♣ Split the year with 3 different organizations (Cleveland, Cincinnati, Minnesota) and combined to hit .169 (12-71) with 3 doubles and 4 runs batted in over 33 Major League games with the Guardians and Twins.
- ♣ Signed with Cleveland as a free agent on in November 2021, but was released at the end of Spring Training on March 31 ... signed by the Reds as a minor league free agent on April 16 and was a .222 hitter (16-72) with 7 runs batted in over 26 games with the Louisville Bats (AAA).
- ♣ Was re-acquired by Cleveland from Cincinnati in exchange for cash considerations on June 8 and played in 9 games with the Guardians from June 28 to July 6, including a pitching appearance on July 5 at Detroit, where he threw 2.0 scoreless innings.
- ♣ Designated for assignment on July 8, cleared waivers and accepted a Triple-A assignment ... played 4 games with the Columbus Clippers (AAA) at the end of July before he was acquired by Minnesota from Cleveland in exchange for RHP **Ian Hamilton** on August 2.
- ♣ Appeared in 25 games in Major Leagues with the Twins and hit .179 (10-56) with 3 doubles and 4 runs batted in ... split catching duties with **Gary Sánchez** down the stretch ... ended the year on 10-day Injured List from after he needed season-ending surgery on his right knee meniscus.

- 2021**
- ♣ Signed a Minor League deal with Miami on January 3 with an invite to spring training and after beginning the year at the Alternate Training Site, had his contract selected April 21 and spent the rest of the year in the Major Leagues with the Marlins.
- ♣ Appeared in 84 games with Miami, and hit .183 (37-for-205) with a .504 OPS and 14 runs batted in ... his .505 OPS was the second-lowest among Major League hitters with at least 200 plate appearances trailing only **Jackie Bradley Jr.** (.497)
- ♣ Started 48 games at catcher for Miami (second-most on the team behind **Jorge Alfaro's** 57 games) ... threw out 5 of 27 (18.5%) attempted base stealers ... caught 4 of Miami's 8 shutouts.
- ♣ Saw 6 appearances on the mound as Miami's go-to position player pitcher ... worked a 7.50 ERA (5 ER in 6.0 IP), allowing 7 hits (3 home runs) and a walk while striking out 2 ... got **Raimel Tapia** to strike out swinging on August 6 at Colorado and punched out **Nelson Cruz** looking on September 24 at Tampa Bay.
- ♣ Spent the offseason with Caimites de Barranquilla in the Colombian Winter League and hit .250 (10-40) with 2 doubles and 4 runs batted in over 20 games and represented Cuba in the 2021 Caribbean Series, hitting .313 (5-16) over 6 games.

AWARDS & HONORS

- 2023 WORLD SERIES CHAMPIONSHIP (TEXAS)**
- 2018 WORLD SERIES CHAMPIONSHIP (BOSTON)**
- 2012 MiLB Organization All-Star, Washington (AUB/HAR/SYR)**
- 2011 Carolina League Postseason All-Star (POT)**
- 2010 South Atlantic League Midseason All-Star (HAG)**

CAREER HIGHS

HITS: 4 (3x) – Last: 7/4/16 vs. TEXAS
RUNS: 3 (3x) – Last: 7/21/10 @ Asheville
DOUBLES: 3 – 7/4/16 vs. TEXAS
HOME RUNS: 2 – 5/7/17 @ MINNESOTA
RUNS BATTED IN: 4 (5x) – Last: 6/23/17 vs. LOS ANGELES (AL)
WALKS: 3 (5x) – Last: 6/30/22 vs. MINNESOTA
STEALS: 1 (9x) – Last: 4/29/2018 vs. TAMPA BAY

HIT STREAK: 9 Games – 6/28/12 to 7/8/12
ON-BASE STREAK: 16 Games (2x) – Last: 4/13/10 to 5/7/10



2020

- ♣ Appeared in 25 games with Cleveland in the pandemic-shortened season and hit .136 (9-66) with 2 home runs and 4 runs batted in.
- ♣ Made 20 starts behind the plate for the Guardians and threw out 2 of 11 (18%) attempted base stealers ... recorded a 3.24 catcher ERA in 186.0 innings.
- ♣ Caught American League Cy Young Award winner **Shane Bieber** three times ... Bieber went 2-0 with a 1.29 ERA and 32 strikeouts in games León caught him, including Bieber's 8.0-inning, 13-strikeout performance on July 30 at Minnesota.
- ♣ Made Cleveland's postseason roster and went 0-for-1 over 2 games as a defensive replacement (4.0 innings) in the Wild Card Series against the New York Yankees.

2019

- ♣ Appeared in 72 games between the Pawtucket Red Sox (AAA) and the Boston Red Sox, in what was his fifth and final season in the Red Sox organization.
- ♣ Outrighted off the 40-man roster before Opening Day, he began the season in Triple-A and appeared in 7 games with Pawtucket before his contract was selected by Boston on April 16 and he spent the rest of the season in the big leagues.
- ♣ Made 50 starts at catcher for Boston and caught 4 of a team's 8 shutout wins ... threw out 6 of 32 (18.7%) attempted base stealers.
- ♣ At the plate in the Major Leagues, hit .192 (33-for-172) with a .548 OPS and 19 runs batted in ... swatted 5 home runs, including 2 in the span of 3 games in July, on July 20 at Baltimore and July 25 vs. New York (AL).

2018

- ♣ Spent the entire season in the Major Leagues with Boston for a second straight year and appeared in 89 regular season games, with a .177/.232/.279 (47-for-265) slashline and 22 RBI.
- ♣ Made a team-best 78 starts at catcher (ahead of **Christian Vázquez's** 66) and led Major League Baseball with a 3.29 catcher ERA, the lowest by a qualifying Red Sox catcher since at least 1974 ... committed just 1 error in 814 chances for a .999 fielding percentage, the 3rd-highest ever by a qualifying Red Sox catcher.

- ♣ Between June 21 and August 28, the Red Sox won 25 of his 26 starts, including 14 straight from July 14 to August 8.
- ♣ Appeared in 10 of the Red Sox 14 playoff games with 4 starts, including 1 in at least each round and Game 1 of the World Series on October 23 vs. Los Angeles (AL) ... totaled 46.0 innings behind the plate in the postseason, including 17.0 in the World Series ... went 3-for-13 (.231) at the plate with 1 double and 1 walk.

2017

- ♣ Spent the entire year in the Major Leagues with Boston and appeared in 85 games, hitting .225/.290/.354 (61-for-271) with MLB-career highs of 39 RBI and 25 walks.
- ♣ Made 77 starts at catcher (second on the Sox behind of **Christian Vázquez's** 85) and ranked 3rd in MLB with a 3.41 catcher ERA ... caught 7 of Boston's 11 team shutouts.
- ♣ After catching all 12 innings on April 5 vs. Pittsburgh, hit a 3-run walk-off home run, the only Red Sox catcher ever to hit a walk-off HR in a shutout win, per *Ellis*.
- ♣ Caught Games 1 and 3 of the ALDS vs. HOU, going 2-for-4 with an RBI in each game ... the first Red Sox catcher to record multiple hits and at least one RBI in consecutive postseason games since Carlton Fisk in 1975 ALCS Games 2 and 3.

SANDY LEÓN (CONT.)

2016

♣ Opened the season with the Pawtucket Red Sox (AAA) and appeared in 00 games with the PawSox before his contract was selected on June 5 and he ended the year in Boston and received the Unsung Hero Award from the Boston Baseball Writers.

♣ Hit safely in his first 5 plate appearances with Boston, between June 7 and 11, the only player in Red Sox history to record a hit in each of his first 5 plate appearances of a season ... had a pinch-hit, 10th-inning double in his first plate appearance of the season on June 7 at San Francisco, then collected a hit in each of his first 4 plate appearances on June 11 at Minnesota before drawing a walk in his 5th PA ... also the first Red Sox hitter to reach base via hit, walk or hit-by-pitch in his first 7 PA of a season since **Ted Sox** did so in his first 7 in 1977.

♣ Played in more games (78) and recorded more hits (78), doubles (17), home runs (7), runs batted in (35), walks (23), and runs scored (36) than he did in his first 4 MLB seasons combined.

♣ Led Boston with 67 starts behind the plate and threw out 13 of 33 (39.4%) attempted base stealers ... had the second-highest fielding percentage among catchers with at least 500 total chances (.998 fielding %, 1 error in 597 chances).

♣ Went 4-for-5 with 3 doubles on July 4 vs. Texas, the third 4-hit game of his professional career ... the first Red Sox catcher with 3+ doubles in a game since Jason Varitek on May 12, 2002 at Seattle.

2015

♣ Split his first season in the Red Sox organization between Boston and the Pawtucket Red Sox (AAA) ... made his first MLB Opening Day roster after being acquired from Washington for cash considerations on March 30.

♣ Led the Major Leagues by throwing out 50% (10 of 20) of attempted base stealers (minimum 20 stolen base attempts) ... third on the Sox with 33 starts at catcher.

2014

♣ Split the season between the Washington Nationals and Syracuse Chiefs (AAA) ... appeared in 20 games (17 starts) over 4 stints with the Nationals and played 51 games (41 starts) over 3 stints in Triple-A.

♣ Hit his 1st Major League home run on April 14 at Miami, a 2-run shot off RHP **Kevin Slowey**.

2013

♣ Spent most of the season with the Harrisburg Senators (AA) but appeared in 3 games with the Auburn Doubledays (A-) on rehab assignment, as well as two games with the Nationals in the Major Leagues as a September call-up.

2012

♣ Split his season between the Harrisburg Senators (AA), Washington Nationals and Syracuse Chiefs (AAA), with a short rehab stint with the Auburn Doubledays (A-) too.

♣ Named a Nationals MiLB.com Organization All-Star, as he slashed .322/.396/.460 (65-for-202) with 26 RBI over 64 games across the three Minor League affiliates.

♣ Made his Major League debut on May 14 vs. San Diego, his only game of his first of four stints with the Nationals in the big leagues.

2007-2011

♣ Spent the first 5 years of his professional career in the Minor Leagues, with 2 years in rookie ball and 3 years across Short Season-A, Single-A and High-A ... over 311 games, slashed .243/.326/.330 (251-for-1033) with 10 home runs and 114 RBI.

♣ Named a 2011 Carolina League Postseason All-Star with the Potomac Nationals (A+), as he hit .251 (93-for-370) with a .674 OPS and 43 RBI over 109 games.

♣ Named a 2010 South Atlantic League Midseason All-Star with the Hagerstown Suns (A), after hitting .258 (40-for-155) with a .675 OPS in 48 first-half games.

♣ Signed by Washington on January 1, 2007, made his professional debut on June 19, 2007 with the GCL Nationals and appeared in 31 games that season.

MISCELLANEOUS

♣ Married his wife, Liliana in February 2016 and has three children: Noah (born in 2017), Nahomy (2019) and Moses (2024).

♣ Was active in the community during his time with the Red Sox ... in December 2018, bought and delivered Christmas presents to children in his hometown of El Mojan, Maracaibo, Venezuela, as well as in his wife's hometown of Barranquilla, Colombia ... in July 2018, provided a catching lesson to a fan as part of a Picnic in the Park auction experience ... participated in the Red Sox Novatos program, which donates tickets to children and allows them to meet with Spanish-speaking players at Fenway Park.

CAREER BATTING

YEAR	CLUB	AVG	G	AB	R	H	TB	2B	3B	HR	RBI	BB	IBB	SO	SB	CS	OBP	SLG	OPS
2007	GCL Nationals (R)	.202	31	94	10	19	19	0	0	0	11	17	1	15	0	0	.324	.202	.526
2008	GCL Nationals (R)	.189	26	74	12	14	17	1	1	0	11	9	0	18	1	2	.294	.230	.524
2009	Vermont (A-)	.247	50	166	16	41	59	10	1	2	18	24	0	29	1	1	.345	.355	.700
	Hagerstown (A)	.218	23	78	7	17	20	3	0	0	6	5	0	21	0	0	.265	.256	.521
2010	Hagerstown (A)	.249	98	325	48	81	109	10	6	2	36	50	0	79	3	5	.345	.355	.680
2011	Potomac (A+)	.251	109	370	36	93	134	21	1	6	43	33	2	69	1	3	.312	.362	.674
2012	Auburn (A-)	.333	5	15	3	5	7	2	0	0	3	3	0	2	0	0	.444	.467	.911
	Harrisburg (AA)	.311	40	135	15	42	57	12	0	1	19	9	0	16	1	0	.358	.422	.780
	Syracuse (AAA)	.346	19	52	8	18	29	5	0	2	4	12	1	12	0	0	.469	.558	.1027
	WASHINGTON	.267	12	30	2	8	10	2	0	0	2	4	0	11	0	0	.389	.333	.727
2013	Auburn (A-)	.077	3	13	0	1	1	0	0	0	0	0	0	3	0	0	.077	.077	.154
	Harrisburg (AA)	.177	95	311	35	55	78	12	1	3	26	47	3	57	0	0	.290	.251	.541
	WASHINGTON	.000	2	1	0	0	0	0	0	0	0	0	0	1	0	0	.000	.000	.000
2014	Syracuse (AAA)	.229	51	170	26	39	63	9	0	5	25	23	2	36	1	0	.321	.371	.692
	WASHINGTON	.156	20	64	7	10	14	1	0	1	3	6	0	20	0	0	.229	.219	.448
2015	Pawtucket (AAA)	.263	26	99	8	26	33	4	0	1	13	10	0	23	0	1	.342	.333	.675
	BOSTON	.184	41	114	8	21	23	2	0	0	3	7	1	28	0	1	.238	.202	.440
2016	Pawtucket (AAA)	.243	36	115	12	28	39	3	1	2	13	11	1	24	0	0	.315	.339	.654
	BOSTON	.310	78	252	36	78	120	17	2	7	35	23	1	66	0	0	.369	.476	.845
2017	BOSTON	.225	85	271	32	61	96	14	0	7	39	25	1	74	0	0	.290	.354	.644
2018	BOSTON	.177	89	265	30	47	74	12	0	5	22	15	0	75	1	0	.232	.279	.511
2019	Pawtucket (AAA)	.120	7	25	2	3	3	0	0	0	0	1	0	6	0	0	.154	.120	.274
	BOSTON	.192	65	172	14	33	51	3	0	5	19	13	0	47	0	0	.251	.297	.548
2020	CLEVELAND	.136	25	66	4	9	16	1	0	2	4	14	0	21	0	0	.296	.242	.538
2021	MIAMI	.183	84	202	15	37	54	5	0	4	14	12	0	65	0	0	.237	.267	.504
2022	Louisville (AAA)	.222	26	72	5	16	22	3	0	1	7	10	0	12	0	0	.321	.306	.627
	Columbus (AAA)	.250	4	12	2	3	6	0	0	1	4	4	0	2	0	0	.438	.500	.938
	CLEVELAND	.133	9	15	0	2	2	0	0	0	6	4	0	4	0	0	.381	.133	.514
	MINNESOTA	.179	25	56	6	10	13	3	0	4	7	0	23	0	0	0	.270	.232	.502
2023	Round Rock (AAA)	.273	4	11	0	3	3	0	0	0	1	4	0	3	0	0	.467	.273	.740
	Columbus (AAA)	.220	16	50	6	11	20	3	0	2	4	10	0	11	0	0	.361	.400	.761
	TEXAS	.146	22	41	4	6	8	2	0	0	4	1	0	20	0	0	.186	.195	.381
MAJOR LEAGUE TOTALS (12 SEASONS)		.208	557	1,549	158	322	481	62	2	31	149	133	3	455	1	1	.276	.311	.587
MINOR LEAGUE TOTALS (13 SEASONS)		.235	669	2,187	251	515	719	98	11	28	244	282	10	438	8	13	.325	.329	.654

CAREER TRANSACTIONS

2007: Signed by Washington as an International free agent, 1/17 ... **2012:** Contract selected by Washington, 5/13 ... **2013:** Placed on Harrisburg's 7-Day Disabled List, 7/16 to 7/28 ... **2015:** Acquired by Boston from Washington for cash, 3/30 ... Designated for assignment by Boston, 7/20 ... Contract selected by Boston, 9/1 ... **2016:** Contract selected by Boston, 6/5 ... **2019:** Contract selected by Boston, 4/16 ... Acquired by Cleveland from Boston for RHP **Adeny Bautista**, 12/2 ... **2021:** Signed by Miami as a Minor League free agent, 1/3 ... Contract selected by Miami, 4/21 ... Signed by Cleveland as a Minor League free agent, 11/22 ... **2022:** Released by Cleveland, 3/31 ... Signed by Cincinnati as a Minor League free agent, 4/16 ... Acquired by Cleveland from Cincinnati for cash, 6/28 ... Designated for assignment by Cleveland 7/8 ... Acquired by Minnesota from Cleveland for RHP **Lin Hamilton**, 8/2 ... Contract selected by Minnesota, 8/3 ... Placed on Minnesota's 10-Day Injured List, 9/24 (*Right knee meniscus surgery*) ... Transferred to the 60-Day Injured List, 10/2 ... **2023:** Signed by Texas as a Minor League free agent, 2/6 ... Released by Texas, 3/26 ... Signed by Texas as a Minor League free agent, 3/30 ... Contract selected by Texas, 4/10 ... Designated for assignment by Texas, 6/14 ... Signed by Cleveland as a Minor League free agent, 7/1 ... Placed on Columbus' 7-Day Injured List, 8/5 to 9/13 (*Right thigh strain*) ... **2024:** Signed by Kansas City as a Minor League free agent, 1/17.

OPTION YEARS USED: N/A



JOSH LESTER



BATS LEFT / THROWS RIGHT / HEIGHT 6'3" / WEIGHT 225 / MLB SERVICE 0.027



INFIELDER/OUTFIELDER

OPENING DAY AGE 29
BORN July 17, 1994 in Columbus, Georgia
RESIDES Hamilton, Georgia

MILB DEBUT June 22, 2015 (GCL Tigers) 1-for-4, HR vs. GCL Astros
MLB DEBUT September 5, 2022 (Detroit) 0-for-1 @ Los Angeles (AL)

HIGH SCHOOL Columbus High School (Columbus, Georgia)
COLLEGE University of Missouri (Columbia, Missouri)

DRAFTED Selected by Detroit in the 13th round of the 2015 MLB Draft (400th OVERALL)

ACQUIRED February 18, 2024 - Signed by Kansas City as a Minor League free agent

CAREER REVIEW

- Joshua Benjamin Lester is entering his 9th season in professional baseball, his first with the Kansas City Royals organization, after being drafted in 2015 by Detroit out of Mizouu and signed by the Royals as a free agent this past offseason.
- Since the start of the 2017 season, Lester leads ALL Minor League Baseball players in games played (725), plate appearances (3,057), hits (694), doubles (160), home runs (137) and runs batted in (473).
- Has seen time at 6 defensive positions professionally, he was primarily a third baseman early in his career and has played there more than anywhere else (294.2 innings), but has spent significant time at first base (2839.1 innings) as well ... has also played right field (422.1 innings), left field (216.1 innings), second base (204.1 innings) and shortstop (9.0 innings) with a pair of pitching appearances too.
- Has performed well at Werner Park in his career, with a .263 average (15-for-47) and .929 OPS with 14 RBI over 15 games between the 2021 and 2022 seasons with the Toledo Mud Hens ... over the last three years (2021 to 2023), his while 7 doubles are the most of any opposing player at Werner Park, while 14 runs batted in rank sixth and 34 total bases are the 9th-most.

2023 HIGHLIGHTS

- Signed with Baltimore as a free agent in the 2022/23 offseason and spent most of the season with the Triple-A National Champion Norfolk Tides (AAA), while also playing 11 games for the Orioles in the big leagues between June 4 and 23.
- Went 4-for-22 (.182) over 11 games in the Major Leagues, with 4 singles and 4 runs batted in for Baltimore, with starts at first base, third base and DH ... his last MLB game of the season came on the mound, with a scoreless top of the 9th inning on June 23 vs. Seattle, as he worked around a double and walk and struck out **Jared Kelenic** ... was optioned back to Norfolk on June 24, then sent designated for assignment on July 19 and sent outright to Triple-A on July 26, finishing the year with the Tides.
- Responsible for Norfolk's hardest-hit home run of the season at 110.8mph, a 440-foot two-run homer on March 31 @ Durham (Opening Night).
- Hit the first 3-homer game of his career in the second game of the season on April 1 @ Durham, a 3-for-5 game with 5 runs batted in and 4 runs scored, with a walk as well ... his only multi-homer game of the season, but one of eight 3-hit games.
- Made his first two professional pitching appearances, with a scoreless inning on August 16 at Memphis (STL), then got the final out of the top of the 9th inning on September 15 vs. Memphis.
- Played all four games of Norfolk's postseason run, with 3 starts at DH, but went 1-for-15, including 0-for-4 in the Triple-A National Championship game against Oklahoma City (LAD) on September 30 in Las Vegas.
- Saw better success in the first half of the season, with a .285/.340/.542 (61-for-214) slashline between March 31 and June 25, compared to a .229/.273/.408 (50-for-218) slashline from June 28 through the end of the regular season on September 24.

SEASON-BY-SEASON RUNDOWN

- 2022**
 - Spent nearly the entire season in with the Toledo Mud Hens (AAA) and set career-highs in nearly every category, including games played (145), hits (137), runs scored (84), doubles (39), runs batted in (99) and stolen bases (7).
 - Led the International League in runs batted in, doubles, extra-base hits (70) and total bases (267), while second in the league in home runs, first in runs scored and sixth in hits ... among Tigers Minor League hitters, led the system in RBI, hits, doubles, extra-base hits, total bases and runs scored.
 - Earned his first MLB call-up in September, as Detroit selected his contract on September 4 ... played September 5 and 6 at Los Angeles (AL) and went 0-for-6 with 2 walks, before being optioned back to Toledo on September 8, where he finished the season ... sent outright to Triple-A on November 9, elected free agency on November 10.
 - Produced the fourth 4-hit game of his career on September 25 vs. Columbus (CLE), with a 4-for-4 day at the plate with a double, 2 homers and 5 runs batted in ... was his second 2-homer game of the season and was a triple shy of the cycle.
 - Struggled over the first three months of the season, with a .211/.289/.415 (56-for-265) slashline and 41 runs batted in over 72 games between April and June, but turned a corner in his second half, with a .277/.332/.538 (81-for-292) slashline and 58 runs batted in over his final 73 games, between July and September.
- 2021**
 - For a third straight Minor League season, spent most of the year with the Erie SeaWolves (AA), while also appearing in 25 games over two stints with the Toledo Mud Hens (AAA), August 11 to 15 and September 3 through the end of the season ... named a Double A Northeast Postseason All-Star at DH, one of Erie's two representatives alongside OF **Riley Greene** ... totaled a career-best 32 home runs over 109 combined games, with a career-high .911 OPS as well.

AWARDS & HONORS

- 2021 Eastern League Postseason All-Star, DH (ERI)**
- 2019 MiLB Organization All-Star, Detroit 1B (ERI/TOL)**
- 2018 Co-Erie SeaWolves Player of the Year**
- 2018 MiLB Organization All-Star, Detroit 1B (ERI)**
- 2017 Midwest League Midseason All-Star (WM)**
- 2017 MiLB Organization All-Star, Detroit 3B (WM/LAK)**

CAREER HIGHS

HITS: 4 (4x) - Last: 9/25/22 vs. Columbus
RUNS: 4 - 4/1/23 @ Durham
DOUBLES: 3 - 6/16/17 @ Lansing
HOME RUNS: 3 - 4/1/23 @ Durham
RUNS BATTED IN: 6 (2x) - Last: 8/20/18 vs. Akron
WALKS: 3 (6x) - Last: 8/8/21 @ Harrisburg
STEALS: 1 (17x) - Last: 7/1/23 vs. Charlotte

HIT STREAK: 11 Games (2x) - Last: 6/22/16 to 7/5/16
ON-BASE STREAK: 21 Games (2x) - 7/25/19 to 8/17/19



- Named the Tigers Minor League Player of the Month in August and the Double A Northeast Player of the Month honors for August, as he slashed .363/.427/.950 (29-for-80), with 7 doubles, 2 triples, 12 home runs and 25 RBI in 22 games between Erie and Toledo ... had 3 multi-homer efforts for Erie in August, hitting two on August 7 at Harrisburg (WAS), August 10 vs. Altoona (PIT) and August 20 at Richmond (SP) ... selected as the Double A Northeast Offensive Player of the Week for the week ending August 29 after he slashed .333/.400/.815 (9-for-24) with 2 doubles, a triple, 3 home runs and 8 RBI in 6 games.
- After his three multi-homer games in August with Erie, added back-to-back 2-homer games with Toledo on September 10 and 11 at Iowa.
- Became a free agent in early November after the World Series ended but re-signed on a Minor League deal with the Tigers less than two weeks later.

2019

- Spent most of the season with the Erie SeaWolves (AA), while also appearing in 18 games over two stints with the Toledo Mud Hens (AAA), April 19 to 28 and May 1 to 11 ... named an MiLB.com Tigers Organization All-Star for the third consecutive season.
- Led Erie and ranked fifth in the Eastern League with 17 home runs, while his 19 total home runs between Erie and Toledo ranked second in the Tigers system ... was tied among Detroit's Minor League hitters in extra-base hits (47) and ranked second among Detroit's Minor League hitters in runs batted in (68) and doubles (27).
- For the second straight year, played more first base (715.2 innings) than third base (148.0 innings), with 26 starts as the designated hitter for Erie as well.

2018

- Spent the entire season with the Erie SeaWolves (AA) and was named the Co-Player of the Year, as well as an MiLB.com Tigers Organization All-Star for the second straight season.
- Ranked third in the Eastern League with 61 walks, fourth with 75 runs batted in, tied fourth with 21 home runs, tied sixth with 46 extra-base hits, seventh with 211 total bases and ninth with 71 runs scored ... ranked second among Detroit's Minor League hitters in homers, runs batted in and extra-base hits, while third in total bases.
- Earned Tigers Player of the Month honors for August, as he slashed .279/.345/.587 with 8 doubles, 8 home runs and 23 runs batted in ... tied a career high with 2 homer and 6 RBI on August 20 vs. Akron (CLE), then recorded another 2-homer game on August 24 at Bowie (BAL) en route to be named the Eastern League Player of the Week for the week ending August 26, after slashing .393/.438/1.107 (11-for-28) with 2 doubles, 6 home runs, and 11 runs batted in.
- Evenly split his time defensively between first base (554.1 innings) and third base (494.2 innings), with 122 starts in the field of 127 games played.

2017

- Split his first full season between the West Michigan Whitecaps (A) and Lakeland Flying Tigers (A+), slashed .271/.306/.439 (117-for-431) over 110 games ... named a Midwest League Midseason All-Star and an MiLB.com Tigers Organization All-Star.
- Had his best month of the season in June, as he went 31-for-98 (.316) at the plate between West Michigan and Lakeland, with 17 runs batted in over 23 games.

JOSH LESTER (CONT.)

2016

- Played 79 games in his second professional season, split between the Connecticut Tigers (A-) and West Michigan Whitecaps (A) and slashed .259/.325/.366 (75-for-290), with 68 starts at third base.
- Compiled an 11-game hitting streak for the second straight season, as he hit safely every game between June 22 and July 5 and slashed .375/.444/.550 (15-for-40) with 5 doubles, a triple and 4 runs batted in.
- Selected as the New York-Penn League's Player of the Week for the week ending September 4 after hitting .423/.407/.808 with 3 doubles, 2 triples, 1 homer and 0 runs batted in, with extra-base hits in 6 of 7 games.

2015

- After being drafted, hit safely in his first 11 pro games from June 22 to July 2, split between the GCL Tigers (R) and Connecticut Tigers (A-) ... slashed .389/.409/.500 (16-for-41) with 6 doubles, a home run and 11 runs batted in.
- Between three levels of the Minors, slashed .223/.309/.341 (40-for-179) and primarily played third base (381.2 innings), with 43 starts in 49 games played.

COLLEGE (2013-2015)

- Played 3 seasons collegiately at the University of Missouri, where he slashed .260/.327/.360 (144-for-555) over 157 games for the Tigers (Southeastern Conference), with 10 home runs and 80 runs batted in.

- JUNIOR (2015):** Was the everyday third baseman and cleanup hitter for Mizou, where he slugged a team-best .436 and drove in a team-high 42 runs.
- SOPHOMORE (2014):** Was the everyday shortstop for the Tigers, totaled 14 multi-hit games ... spent the summer of 2014 in the Cap Cod League, where he was teammates on the Yarmouth-Dennis Red Sox with former Storm Chasers **Cody Poteet** and **Josh Staumont**, as well as two-time NL All-Star **Walker Buehler**.
- FRESHMAN (2013):** Named to the All-SEC Freshman team, as he hit .260 and led the team with 11 extra-base hits and played all four infield positions.

MISCELLANEOUS

- 2012: Graduated from Columbus High School (Ga.) where he was a career .350 hitter with 2 home runs and 103 RBI ... earned three Georgia State Championships and four State Championship appearances during his four seasons with Columbus.
- Drafted by Cleveland in the 30th round of the 2012 MLB Draft out of high school but did not sign and opted to play collegiately at Mizou.
- Recorded the final out at second base to win the 2006 Little League World Series with Columbus Northern Little League, fielding a ground ball to record a force out ... Columbus went undefeated (11-0) on their road to the LWWS, then went 5-1 at the Little League World Series itself and won the title with a 2-1 victory over the team from Kawaguchi City, Japan ... went "viral" when interviewed postgame and through tears, told ESPN reporter Erin Andrews he was "just really happy."

CAREER BATTING

LEAGUE CHAMPIONS

YEAR	CLUB	AVG	G	AB	R	H	TB	2B	3B	HR	RBI	BB	IBB	SO	SB	CS	OBP	SLG	OPS	
2015	GCL Tigers (R)	.391	6	23	5	9	16	4	0	1	7	2	0	2	0	0	.462	.696	1.158	
	Connecticut (A-)	.204	38	137	15	28	40	6	0	2	17	17	1	21	0	0	.294	.292	.586	
	West Michigan (A)	.158	5	19	3	3	5	2	0	0	4	2	0	6	0	0	.238	.263	.501	
2016	Connecticut (A-)	.293	60	222	30	65	96	19	3	2	26	24	0	32	0	0	.365	.432	.797	
	West Michigan (A)	.147	19	68	6	10	10	0	0	2	3	0	22	1	0	.183	.147	.330		
2017	West Michigan (A)	.275	66	265	30	73	119	17	1	9	42	12	0	46	1	1	.309	.449	.758	
	Lakeland (A+)	.265	44	166	17	44	70	12	1	4	24	10	1	41	2	1	.302	.422	.724	
2018	Erie (AA)	.259	127	464	71	120	211	22	3	21	75	61	4	118	1	0	.346	.455	.801	
2019	Erie (AAA)	.223	106	394	52	88	163	22	1	17	54	39	2	103	0	0	.290	.414	.704	
	Toledo (AAA)	.236	18	72	7	17	28	5	0	2	14	11	2	26	0	0	.330	.389	.719	
2020	Did not play (no minor league season)																			
2021	Erie (AA)	.277	84	307	65	85	188	18	5	25	65	26	0	109	3	2	.338	.612	.950	
	Toledo (AAA)	.216	25	88	9	19	44	4	0	7	13	7	0	19	0	0	.274	.500	.774	
2022	Toledo (AAA)	.246	145	557	84	137	267	39	2	29	99	51	3	137	7	3	.311	.479	.790	
	DETROIT	.000	2	5	0	0	0	0	0	0	0	0	0	3	0	0	.000	.000	.000	
2023	Norfolk (AAA)	.257	110	432	62	111	205	21	2	23	87	31	2	122	2	0	.307	.475	.782	
	BALTIMORE	.182	11	22	0	4	4	0	0	0	4	1	0	7	0	0	.217	.182	.399	
MAJOR LEAGUE TOTALS (2 SEASONS)		.148	13	27	0	4	4	0	0	4	1	0	0	10	0	0	.179	.148	.327	
MINOR LEAGUE TOTALS (8 SEASONS)		.252	853	3,214	456	809	1,462	191	18	142	529	296	15	804	17	7	.316	.455	.771	

CAREER TRANSACTIONS

OPTION YEARS USED: 2/3

2015: Selected by Detroit in the 13th round of the June Draft, signed 6/17 ... 2021: Signed by Detroit as a Minor League free agent, 11/19 ... 2022: Contract selected by Detroit, 9/4 ... Signed by Baltimore as a Minor League free agent, 12/6 ... 2023: Contract selected by Baltimore, 6/3 ... Designated for assignment by Baltimore, 7/19 ... 2024: Signed by Kansas City as a Minor League free agent, 2/18.

WERNER PARK OPPOSING PLAYER RECORDS

	STAT	HITTER	SEASONS	STAT	PITCHER	SEASONS
GAMES PLAYED	30	Tomás Telis	2015-18, 2021	5	Sam Freeman	2013-16, 2019
AT BATS	125	Drew Maggi	2016-17, 2021-22	6	Hiram Burgos	2012-16
HITS	43	Tomás Telis	2015-18, 2021	5	Briach Schlitter	2013, 2015, 2018
RUNS SCORED	22	Isaac Galloway	2015-19	13	Michael Kirkman	2011-16
TOTAL BASES	53	John Andreoli	2015-17, 2022	7	3 Tied (Burgos, Gast, Villanueva)	
DOUBLES	12	Edwin Rios	2017-19, 2023	36.0	Hiram Burgos	2012-16
TRIPLES	3	4 Tied (Alcántara, Asuaje, Herrera, O'Malley)		35	Matt Swarmer	2019, 2021-23
HOME RUNS	9	Adolis García	2018-19	44	Tim Dillard	2012-13, 2015-19
RUNS BATTED IN	24	Adolis García	2018-19	39	Tim Dillard	2012-13, 2015-19
WALKS	22	Will Benson	2021-23	32	Tim Dillard	2012-13, 2015-19
STRIKEOUTS	38	Edwin Rios	2017-19, 2023	8	Caleb Clay	2014-15
STOLEN BASES	9	John Andreoli	2015-17, 2022	8	Matt Swarmer	2019, 2021-23
AVG (Min. 60 PA)	.393	Mike Cervenak	2011-12	25	Michael Kirkman	2011-16
OBP (Min. 60 PA)	.493	Mike Cervenak	2011-12	5	Juan Minaya	2015, 2021-23
SLG (Min. 60 PA)	.661	Mike Cervenak	2011-12	0.90	Asher Wojciechowski	2013, 2015
OPS (Min. 60 PA)	1.154	Mike Cervenak	2011-12	0.86	Daniel Ponce de Leon	2017-18
				.162	John Ely	2011-12



Tomás Telis has played 30 games as a visitor at Werner Park between 2015 and 2021 with Round Rock, New Orleans and St. Paul.



Few have been better at Werner Park since 2021 than Josh Lester, who has 11 XBH and 14 HR with a .929 OPS in just 15 games.



Tim Dillard became a familiar face on the mound at Werner Park, with 11 appearances over parts of 7 seasons from 2012 to 2019.

STORM CHASERS ORGANIZATION

2024 OMAHA STORM CHASERS

2023 SEASON IN REVIEW

PLAYER & COACH DATABASE

HISTORY & RECORDS

INTERNATIONAL LEAGUE

ROYALS ORGANIZATION

GENERAL INFORMATION



NICK LOFTIN



BATS RIGHT / THROWS RIGHT / HEIGHT 5'11" / WEIGHT 180 / MLB SERVICE 0.031



INFIELDER/OUTFIELDER

OPENING DAY AGE 25

BORN September 25, 1998 in Corpus Christi, Texas

RESIDES Corpus Christi, Texas

MLB DEBUT May 6, 2021 (Quad Cities) 1-for-2, HR, 2 RBI @ South Bend

HIGH SCHOOL W.B. Ray High School (Corpus Christi, Texas)

COLLEGE Baylor University (Waco, Texas)

ACQUIRED Selected by Kansas City in the 1st round (Competitive Balance Round A) of the 2018 MLB Draft (32nd OVERALL)

CAREER REVIEW

- Nicholas James Loftin is entering his 4th season in professional baseball, after being drafted in 2020 out of Baylor ... he has spent parts of the past two seasons in Omaha and made his Major League debut with the Royals in September 2023.
- Since beginning his professional career in 2021, Loftin's 322 hits are the most of any Royals Minor League hitter over the last three years ... his 222 runs scored rank second while 184 runs batted in are fourth-most in the system.
- Loftin has seen time in the field at six positions in his Minor League career, with the most time coming at third base (766.2 innings) ... he has also played second base (565.1 innings), center field (533.2 innings), shortstop (453.2 innings), left field (76.2 innings) and first base (22.0 innings) ... he's made starts at 1B, 2B and 3B for KC.
- Enters 2024 ranked by MLB Pipeline as the No. 2 Royals prospect.
- Enters 2024 ranked by Baseball America as the No. 3 Royals prospect.

2023 HIGHLIGHTS

- Opened the season with Omaha and played 44 games before being placed on the Injured List June 1 ... underwent a procedure on his right meniscus and missed 32 Storm Chasers games before he was activated on July 14 ... hit .471 with a 1.321 OPS over 6 rehab games with the ACL Royals.
- Hit safely in 12 straight games prior to landing on the injured list, the longest hitting streak by a Storm Chaser in 2023 ... slashed .417/.482/.688 (20-for-48) in that stretch ... also reached base in a season-best 16 straight before his IL stint.
- Drove in 27 runs in 23 games in the month of May ... also hit .341 (31-for-91) with a .991 OPS in May after hitting .220 (18-for-82) with a .646 OPS in April ... his 53 total bases and 27 runs batted in that month were both the highest for any Storm Chaser in a single month in 2023 ... his 31 hits were tied for the second-most.
- Had his contract selected by the Royals on September 1 and ended the year with Kansas City, as he slashed .323/.368/.435 (20-for-62) over the month, with hits in 13 of 19 games ... reached base in 15 of 19, including the first 7 to begin his MLB career.

SEASON-BY-SEASON RUNDOWN

2022

- Split his season between NW Arkansas (AA) and Omaha, called up to Triple-A on August 9 ... combining to hit .254 (131-for-516) with 24 doubles, 17 home runs and 66 runs batted in and 55 walks, all career-highs ... 78 runs scored while playing in Double-A led the Naturals, despite his call-up with over a month left in the season.
- Among Royals Minor Leaguers, 104 runs scored were tied for the most, while 131 hits between the Naturals and Storm Chasers were tied second in the organization ... tied third in the system in total bases (208), fifth in extra-base hits (42), tied fifth in doubles (24), seventh in steals (29), tied seventh in home runs (17) and ninth in runs batted in (66).
- Reached base in 76 of 89 games (85.39%) with the Naturals where he had at least one plate appearance, with hits in 63 of 89 games and 26 multi-hit games ... reached base twice or more in 46 games, including seven straight games from July 10 to 17, tied for the longest such streak for a Naturals player in 2022.
- Hit the Naturals' first of a team-record-seven grand slams in 2023 on April 22 @ Frisco (TEX), off Baylor teammate **Cody Bradford** in the second inning, finished the game with a career-record five runs batted in, also added an RBI single in the third inning.
- His best series of the year came in his hometown of Corpus Christi, TX between July 12 and 17 ... slashed .364/.517/.591 (8-for-22) against the Hooks (HOU) with 2 doubles, 1 home run, 2 RBI and 7 walks ... recorded his first 4-hit game of the season on July 15.

2021

- Spent his first professional season with Quad Cities (A+) and slashed .289/.374/.464 (103-for-356) while being named an MiLB.com Organization All-Star at third base.

CAREER BATTING

YEAR	CLUB	AVG	G	AB	R	H	TB	+ REHAB ASSIGNMENT				○ LEAGUE CHAMPIONS											
								2B	3B	HR	RBI	BB	IBB	SO	SB	CS	OBP	SLG	OPS				
Did not play (no minor league season)																							
2021	Quad Cities (A+)	.289	90	356	67	103	165	22	5	10	57	42	0	60	11	2	.373	.463	.836				
2022	NW Arkansas (AA)	.270	90	363	78	98	153	17	1	12	47	45	1	57	24	4	.354	.421	.775				
	Omaha (AAA)	.216	38	153	26	33	55	7	0	5	19	10	0	41	5	2	.280	.359	.639				
2023	ACL Royals (R) +	.471	6	17	10	8	12	1	0	1	5	6	0	4	1	0	.615	.706	1.321				
	Omaha (AAA)	.270	82	315	41	85	140	13	0	14	56	34	0	47	6	4	.344	.444	.788				
KANSAS CITY		.323	19	62	10	20	27	5	1	0	10	4	0	12	2	0	.368	.435	.803				
MAJOR LEAGUE TOTALS (1 SEASON)		.323	19	62	10	20	27	5	1	0	10	4	0	12	2	0	.368	.435	.803				
MINOR LEAGUE TOTALS (3 SEASONS)		.272	306	1,204	222	327	525	60	6	42	184	137	1	209	47	12	.353	.436	.789				

CAREER TRANSACTIONS

2020: Selected by Kansas City in the 1st round of the June Draft, signed 6/23 ... 2023: Placed on Omaha's 7-Day Injured List, 6/1 to 7/14 ... Contract selected by Kansas City, 9/1.

OPTION YEARS USED: 0/3

AWARDS & HONORS

- 2023 Player of the Year, Omaha Storm Chasers (AAA)
- 2023 MiLB Organization All-Star, 3B (OMA)
- 2021 MiLB Organization All-Star, 3B (NWA/OMA)
- 2021 High-A Central Batting Champion (QC)
- HIT FOR CYCLE 8/1/2021 (Quad Cities) vs. South Bend Cubs

CAREER HIGHS

HITS: 5 – 8/1/21 vs. South Bend
 RUNS: 4 (3x) – Last: 7/6/23 @ ACL Cubs
 DOUBLES: 3 – 5/4/22 @ Springfield
 HOME RUNS: 1 (1) – Last: 8/26/23 vs. St. Paul
 RUNS BATTED IN: 5 – 4/22/22 @ Frisco
 WALKS: 3 (3x) – Last: 8/22/23 vs. St. Paul
 STEALS: 2 (2x) – Last: 6/10/22 @ Tulsa

HIT STREAK: 17 Games – 7/14/21 to 8/4/21
 ON-BASE STREAK: 19 Games – 8/15/21 to 9/10/21



- Won the High-A East Central batting title with a .289 average and placed fifth with a .373 OBP and .837 OPS ... his average was tied fourth among Royals farmhands, while his 130 wRC+ placed sixth among Royals full-season qualified Minor League hitters.
- Named the High-A Central Offensive Player of the Week for the week of July 26 to August 1 after going 1-for-23 in the River Bandits' series at home against South Bend (CHC) ... slashed .522/.560/1.087 with 7 extra-base hits and 4 runs batted in.
- Capped his award-winning week by hitting for the cycle in the series finale on August 1 ... in a 5-for-6 day at the plate, he singled and scored in the first inning, tripled in a run in the second inning, doubled and scored in the sixth inning, doubled and scored again in the seventh and hit a walk-off two-run home run in the bottom of the ninth to complete the cycle and win the game, 14-12 for Quad Cities.

2020

- Selected by the Kansas City Royals in the Competitive Balance Round A (32nd overall) of the First-Year Player Draft ... participated in the Royals' Postseason Instructional Camp at Kauffman Stadium in October.

COLLEGE (2018-2020)

- Attended Baylor University, where he finished his collegiate career slashing .313/.371/.481 (161-for-514) in 122 games with 34 doubles, 14 homers and 92 RBI ... spent most of his freshman year in the outfield, moved to shortstop his last two years.
- Named a preseason All-American by three different publications in 2020 (D1Baseball.com, Baseball America and Collegiate Baseball) and the Preseason Big 12 Player of the Year (by the league's Coaches, D1Baseball.com and Baseball America) when the season was cut short due to the coronavirus pandemic ... also named an All-Big 12 First-Team selection in 2019 and a Freshman All-American in 2018.
- Pursued a degree in environmental science at Baylor, with the thought of it leading to a career in marine biology studying sharks.

MISCELLANEOUS

- 2017: Graduated from W.B. Ray High School (Texas) ... was a four-year letterwinner, helping team to a district championship as a junior ... over high school career, batted .454 with 29 stolen bases ... named to MaxPreps Underclass All-America Team.



SAM LONG

**BATS** LEFT**THROWS** LEFT**HEIGHT** 6'11"**WEIGHT** 185**MLB SERVICE** 1.160

LEFT-HANDED PITCHER

OPENING DAY AGE 28

BORN July 8, 1995 in Fair Oaks, California**RESIDES** Scottsdale, Arizona**MLB DEBUT** July 13, 2016 (GCL Rays) 1.0 IP, 1 H, 1 ER, 2 K vs. GCL Red Sox**MLB DEBUT** June 9, 2021 (San Francisco) 4.0 IP, 1 H, 1 ER, 7 K @ Texas**HIGH SCHOOL** Del Campo High School (Fair Oaks, California) / Rosemont High School (Sacramento, California)**COLLEGE** California State University, Sacramento (Sacramento, California)**DRAFTED** Selected by Tampa Bay in the 18th round of the 2016 MLB Draft (540th OVERALL)**ACQUIRED** December 10, 2023 – Signed by Kansas City as a Minor League free agent

CAREER REVIEW

Samuel Trenton Long is entering his 7th season in professional baseball and his first with the Royals, after being drafted by Tampa Bay in 2016 out of Sac State, and spending stints with the White Sox, Giants and Athletics organization, before signing a Minor League deal with the Royals in December 2023.

Long has mostly pitched out of the bullpen in his career, with just 28 of his 100 Minor League appearances being starts ... 12 of 80 Major League outings have been starts.

2023 HIGHLIGHTS

- Opened the season with the Sacramento River Cats (AAA) and pitched in 4 games, before he was traded from San Francisco to Oakland for cash considerations on April 23 and finished the year in the Athletics organization ... between Triple-A and the Major Leagues, appeared in 55 games (1 opener start).
- Activated by the A's after the trade and spent most of the season in the Majors, remaining in Oakland until mid-August, when he was optioned to Triple-A and had two stints with the Las Vegas Aviators (AAA), with 2 more MLB games in September.
- After allowing 4 runs in his final appearance in April, compiled a 2.86 ERA (9 ER in 28.1 IP) over a 23-game stretch, from May 1 to July 2 ... struck out 21 to just 10 walks (2.1 K/BB) with 16 scoreless appearances.
- Recalled to Oakland prior to the penultimate game of the Major League season but did not appear in another MLB game ... sent outright to Triple-A on October 12 and elected free agency in November, before signing with Kansas City in December.

SEASON-BY-SEASON RUNDOWN

2022

- Made his first career Opening Day roster with the Giants and primarily worked as a reliever, with 22 appearances out of the bullpen and 6 short starts ... also appeared in 8 games over 3 stints with the Sacramento River Cats (AAA).
- Converted to a starter with Sacramento after being optioned on August 3, but his season came to a premature end after 3 starts in August ... landed on the 60-Day Injured List on August 26 with a right oblique strain that kept him out the rest of the year.
- Per Giants PR, finished the year with the second-fastest pitch tempo with bases empty in MLB at 12.8 seconds ... with runners on base, Long ranked fifth at 19.1s.

2021

- Signed with the Giants in November 2020 and opened the year making 4 starts with the Richmond Flying Squirrels before moving up to the Sacramento River Cats (AAA).
- In his Triple-A debut with his hometown River Cats on May 29 vs. Las Vegas (OAK), struck out his first 8 batters ... was his first of 2 games with Sacramento before making his MLB debut on June 9 @ Texas, where he struck out 7 batters over 4.0 relief innings, the first to strike out 7 in an MLB debut relief outing in over 40 years.
- Earned his first MLB win in his first MLB start, on Father's Day, June 21 vs. Philadelphia with his dad in the crowd and retired 10 of the final 11 batters he faced.

CAREER PITCHING

YEAR	CLUB	W	L	ERA	G	GS	CG	SHO	SV	SVO	IP	H	R	ER	HR	HB	BB	SO	WHIP	AVG
2016	GCL Rays (R)	0	0	9.00	1	0	0	0	0	0	1.0	1	1	1	1	0	1	2	2.00	250
	Princeton (R)	1	1	3.12	10	3	0	0	1	1	26.0	26	12	9	0	0	8	33	1.31	255
2017	Hudson Valley (A-)	0	1	2.70	14	0	0	0	1	4	23.1	20	9	7	0	4	8	22	1.20	241
	Bowling Green (A)	0	0	1.08	6	0	0	0	0	0	8.1	7	2	1	0	0	10	7	2.04	212
2018	Did not play																			
2019	Kannapolis (A)	8	5	3.06	30	15	0	0	0	2	97.0	73	39	33	7	2	28	112	1.04	205
2020	Did not play (no minor league season)																			
2021	San Jose (A)	0	0	0.00	1	0	0	0	0	0	1.0	1	0	0	0	0	0	2	1.00	250
	Richmond (AA)	0	1	3.00	4	4	0	0	0	0	15.0	12	6	5	0	0	4	22	1.07	214
	Sacramento (AAA)	1	0	2.05	11	3	0	0	0	0	26.1	16	6	6	2	0	9	31	0.95	172
	SAN FRANCISCO	2	1	5.53	12	5	0	0	0	0	40.2	37	27	25	5	3	15	38	1.28	237
2022	Sacramento (AAA)	1	0	4.32	8	3	0	0	0	0	16.2	11	8	8	2	0	16	16	1.62	180
	SAN FRANCISCO	1	3	3.61	28	6	0	0	1	1	42.1	39	23	17	8	1	14	33	1.25	238
2023	Sacramento (AAA)	1	0	9.90	4	0	0	0	0	1	10.0	14	11	11	2	0	5	7	1.90	326
	Las Vegas (AAA)	1	0	3.95	11	0	0	0	4	5	13.2	14	6	6	0	1	6	13	1.46	275
	OAKLAND	0	1	5.60	40	1	0	0	2	2	45.0	49	29	28	5	1	21	32	1.56	282
MAJOR LEAGUE TOTALS (3 SEASONS)		3	5	4.92	80	12	0	0	3	3	128.0	125	79	70	18	5	50	103	1.37	253
MINOR LEAGUE TOTALS (6 SEASONS)		14	7	3.29	100	28	0	0	6	13	238.1	195	100	87	14	7	95	267	1.22	220

CAREER TRANSACTIONS

2016: Selected by Tampa Bay in the 18th round of the June Draft, signed 7/12 ... 2018: Released by Tampa Bay, 3/22 ... 2019: Signed by Chicago (AL) as a minor league free agent, 3/5 ... Placed on Kannapolis's 7-Day Injured List, 8/26 to 9/9 ... 2020: Signed by San Francisco as a minor league free agent, 11/17 ... 2021: Contract selected by San Francisco, 6/9 ... Placed on San Francisco's 10-Day Injured List, 7/5 to 7/27 (Low back strain) ... 2022: Placed on Sacramento's 7-Day Injured List, 8/24 ... Transferred to San Francisco's 60-Day Injured List, 8/26 to 11/10 (Right oblique strain) ... 2023: Acquired by Oakland from San Francisco for cash, 4/23 ... Signed by Kansas City as a minor league free agent, 12/10.

OPTION YEARS USED: 3/3

CAREER HIGHS

INNINGS: 7.0 – 8/24/19 @ Charleston
STRIKEOUTS: 10 – 7/20/19 vs. Lakewood
WALKS: 4 – 8/20/22 @ Las Vegas
HITS: 9 – 7/10/19 vs. Greensboro
EARNED RUNS: 6 – 8/29/21 @ ATLANTA
HOME RUNS: 3 – 7/15/19 @ Hickory
PITCHES THROWN: 92 – 8/24/21 @ NEW YORK (NL)

SCORELESS STREAK: 18.0 IP – 8/13/19 to 5/5/21
HOMERLESS STREAK: 75.1 IP – 7/14/19 to 6/20/21

2019

- Signed with Chicago (AL) in March 2019, after being out of the sport in 2018 ... pitched the entire season with the Kannapolis Intimidators (A) and made 30 appearances (15 starts), with an 8-5 record and 3.06 ERA (33 ER in 97.0 IP).
- Began the year in the bullpen, before moving to the rotation in June ... had a 2.77 ERA (9 ER in 26.0 IP) as a reliever, compared to a 3.17 ERA as a starter (25 ER in 71.0 IP).

2018

- Released by Tampa Bay on the last day of Spring Training ... decided to leave baseball and went back to school to take summer classes and get his EMT certification, with the goal of being a firefighter ... after walking away from the sport, had second thoughts and started getting back into baseball shape ... found an increase in velocity and an improved breaking ball when returning to his natural over-the-top arm slot.

2017

- Split the year between the Hudson Valley Renegades (A-) and Bowling Green Hot Rods (A) ... combined, went 1-0 with a 2.27 ERA (8 ER in 31.2 IP) over 20 appearances.

2016

- Spent most of the season with the Princeton Rays (R) after making 1 start with the GCL Rays (R) ... combined for a 3.33 ERA (10 ER in 27.0 IP) over 11 games (3 starts).

COLLEGE (2014-2016)

- Pitched collegiately at Sacramento State and went 19-14 with a 3.26 ERA (98 ER in 270.1 IP) over 3 seasons with the Hornets (Western Athletic Conference).

MISCELLANEOUS

- Grew up a Giants fan near Sacramento but went to more A's games ... considered Barry Zito his favorite pitcher ... played travel ball with and against Giants ace Logan Webb.

+ REHAB ASSIGNMENT**🏆 LEAGUE CHAMPIONS**

STORM CHASERS ORGANIZATION

2024 OMAHA STORM CHASERS

2023 SEASON IN REVIEW

PLAYER & COACH DATABASE

HISTORY & RECORDS

INTERNATIONAL LEAGUE

ROYALS ORGANIZATION

GENERAL INFORMATION



DANIEL LYNCH IV



BATS LEFT / **THROWS** LEFT / **HEIGHT** 6'6" / **WEIGHT** 200 / **MLB SERVICE** 2.083



LEFT-HANDED PITCHER

OPENING DAY AGE 27

BORN November 17, 1996 in Richmond, Virginia

RESIDES Richmond, Virginia

MLB DEBUT June 22, 2018 (Burlington) 2.2 IP, 4 H, 3 ER, 3 K vs. Bluefield

HIGH SCHOOL Douglas S. Freeman High School (Henrico, Virginia)

COLLEGE University of Virginia (Charlottesville, Virginia)

ACQUIRED Selected by Kansas City in the 1st round (Compensatory Round) of the 2018 MLB Draft (34TH OVERALL)

CAREER REVIEW

- Daniel A. Lynch IV is entering his 6th season in the Kansas City Royals organization, after being drafted 34th overall in 2018 out of Virginia ... he has pitched parts of the last three seasons in Triple-A, but primarily in the Major Leagues with Kansas City.
- Has almost exclusively been a starter in his career, with 51 of 52 Minor League appearances being starts and all 51 of his MLB outings starting the game as well.
- Has improved his walk rate in each of his first three seasons in the Majors since debuting in 2021, lowering his BB% from 10.0% to 8.7% to 7.2%.

2023 HIGHLIGHTS

- Limited to just 9 starts for the Royals around a pair of stints on the Injured List ... missed the first 53 games of the season due to a rotator cuff strain suffered in Spring Training, then missed the last 66 games of the season with a left shoulder strain.
- Made 5 rehab appearances (4 with Omaha) prior to his return to the Royals, during which he recorded a 3.98 ERA (9 ER in 20.1 IP) ... ended his first rehab assignment with 6.0 scoreless innings on 61 pitches May 23 at St. Paul (MIN), the highest strike % (77.05%) and fewest pitches/inning (10.17) of an Omaha starter in 2023, named the International League's Pitcher of the Week for his start.
- Threw at least 5.0 innings in all 9 of his starts with the Royals between May and July ... threw a team-best 31.0 innings over 5 June starts, named Royals Pitcher of the Month.
- Placed back on the Injured List July 19, made 1 rehab appearance on September 21 at Columbus (CLE) with Omaha ... made 1 start with the Surprise Saguaros of the Arizona Fall League in October (3.0 IP, 1 ER), then made 5 starts for Leones del Escogido of the Dominican Winter League (LIDOM) between November 5 and December 1, going 1-1 with a 2.66 ERA (6 ER in 20.1 IP) and 23 strikeouts.

SEASON-BY-SEASON RUNDOWN

2022

- Made 27 starts for Kansas City to the **Kris Bubic** for the team lead, despite two Injured List stints with a blister on his left index finger, June 23 to July 11 and July 17 to August 1, during which he combined to miss 26 games ... made 2 rehab starts with Omaha.
- His 8.3 K/9 rate (122 K in 131.2 IP) ranked 10th among Major League left-handed starting pitchers (minimum 27 starts).

2021

- Lynch had his contract selected on May 3 without having pitched in a game above the High-A level and went on to make 15 starts with the Royals over two stints.
- Allowed 15 runs in 8.0 innings over his first stint (3 starts) ... he was optioned to Omaha May 14 and made 12 appearances (11 starts) and returned to Kansas City on July 25 and went 4-1 over his next 7 starts with a 2.23 ERA (10 ER in 40.1 IP).
- Earned his first MLB win in his first start of his second stint on July 25 vs. Detroit as he threw a career-high 8.0 scoreless innings with no walks and 4 strikeouts.

2020

- Pitched at the Royals Alternate Training Site in Kansas City and participated in the Royals Postseason Camp at Kauffman Stadium in October.

CAREER PITCHING

YEAR	CLUB	W	L	ERA	G	GS	CG	SHO	SV	SVO	+ REHAB ASSIGNMENT										O LEAGUE CHAMPIONS																						
											IP	H	R	ER	HR	HB	BB	SO	WHIP	AVG	IP	H	R	ER	HR	HB	BB	SO	WHIP	AVG													
2018	Burlington (R)	0	0	1.59	3	3	0	0	0	0	11.1	9	3	2	0	1	2	14	0.97	.209																							
	Lexington (A)	5	1	1.58	9	9	0	0	0	0	40.0	35	9	7	1	0	6	47	1.03	.243																							
2019	Surprise (R) +	0	0	1.00	3	3	0	0	0	0	9.0	6	1	1	0	0	3	12	1.00	.200																							
	Burlington (R) +	1	0	4.00	2	2	0	0	0	0	9.0	13	4	4	1	0	3	7	1.78	.361																							
	Wilmington (A+)	5	2	3.10	15	15	0	0	0	0	78.1	76	28	27	4	1	23	77	1.26	.252																							
2020																						Did not play (no minor league season)																					
2020	Omaha (AAA)	4	3	5.84	12	11	0	0	0	0	57.0	74	39	37	10	3	18	62	1.61	.318																							
	KANSAS CITY	4	6	5.69	15	15	0	0	0	0	68.0	80	46	43	9	4	31	55	1.63	.295																							
2022	Omaha (AAA) +	0	0	3.86	2	2	0	0	0	0	7.0	7	3	3	0	0	3	8	1.43	.259																							
	KANSAS CITY	4	13	5.13	27	27	0	0	0	0	131.2	155	79	75	21	5	52	122	1.57	.290																							
2023	NW Arkansas (AA) +	0	0	7.71	1	1	0	0	0	0	2.1	4	2	2	1	0	1	6	2.14	.364																							
	Omaha (AAA) +	2	0	3.15	5	5	0	0	0	0	20.0	20	7	7	3	0	4	18	1.20	.256																							
	KANSAS CITY	3	4	4.64	9	9	0	0	0	0	52.1	50	29	27	9	1	16	34	1.26	.245																							
MINOR LEAGUE TOTALS (3 SEASONS)		11	23	5.18	51	51	0	0	0	0	252.0	285	154	145	39	10	99	211	1.52	.282																							
MINOR LEAGUE TOTALS (5 SEASONS)		17	6	3.46	52	51	0	0	0	0	234.0	244	96	90	20	5	63	251	1.31	.270																							

CAREER TRANSACTIONS

OPTION YEARS USED: 1/3

2018: Selected by Kansas City in the 1st round of the June Draft, signed 6/10 ... **2019:** Placed on Wilmington's 7-Day Injured List, 6/11 to 8/13 ... **2021:** Contract selected by Kansas City, 5/3 ... Placed on Kansas City's 10-Day Injured List, 9/3 to 10/5 (*Right hand contusion*) ... **2022:** Placed on Kansas City's 15-Day Injured List, 6/23 to 7/11 (*Left index finger blister*) ... Placed on Kansas City's 15-Day Injured List/17 to 8/1 (*Blisters*) ... **2023:** Placed on Kansas City's 15-Day Injured List, 3/27 to 5/28 (*Left rotator cuff strain*) ... Placed on Kansas City's 15-Day Injured List, 7/19 ... Transferred to the 60-Day Injured List, 9/6 (*Left shoulder strain*).

AWARDS & HONORS

- 2019 Arizona Fall League Rising Star (SUR)
- 2019 Carolina League Midseason All-Star (WIL)

CAREER HIGHS

INNINGS: 8.0 - 7/25/21 vs. DETROIT
STRIKEOUTS: 10 - 6/17/22 @ OAKLAND
WALKS: 5 - 6/22/22 @ LOS ANGELES (AL)
HITS: 12 - 9/4/19 @ Salem
EARNED RUNS: 8 (2x) - Last: 7/8/21 vs. Toledo
HOME RUNS: 4 - 6/14/23 vs. Cincinnati
PITCHES THROWN: 108 (2x) - Last: 7/1/23 vs. LOS ANGELES (NL)

SCORELESS STREAK: 22.0 IP - 5/8/19 to 5/25/19
HOMERLESS STREAK: 46.1 IP - 6/22/18 to 8/24/18



2019

- Spent much of the season with Wilmington (A+) but had stints with Surprise (R) and Burlington (R) as well on rehab assignment, combined to go 6-2 over 20 starts, with a 2.99 ERA (32 ER in 96.1 IP) with 96 strikeouts ... named a Carolina League Midseason All-Star, despite missing two months with a left forearm strain.
- Fired a 22.0-inning scoreless streak from May 8 to 25, with 2 scoreless starts (13.0 IP) the week of May 20 to 27, to earn Carolina League Pitcher of the Week honors.
- Assigned to the Arizona Fall League's Surprise Saguaros after the Minor League season and went 1-1 with a 3.86 ERA (6 ER in 14.0 IP) and 19 strikeouts (12.2 K/9) over 4 starts, named an AFL "Rising Star."

2018

- Split his first professional season between Burlington (R) and Lexington and combined to go 5-1 over 12 starts with a 1.58 ERA (9 ER in 51.1 IP) with 61 strikeouts to 8 walks (7.63 K/BB) ... his ERA and 1.4 BB/9 were both second-best among Royals farmhands (min. 50.0 IP).
- Started twice in the South Atlantic League postseason, including a Game 3 win on September 13 at Lakewood (PHI), as he allowed two unearned runs over 4.0 innings.

COLLEGE (2016-2018)

- Pitched collegiately at the University of Virginia, where he went 12-12 over three years with a 4.56 ERA (104 ER in 205.1 IP) in 39 games (35 starts).
- JUNIOR (2018):** Went 4-4 with a 3.96 ERA (39 ER in 88.2 IP) with 105 strikeouts in 13 starts ... had a stretch of 4 straight starts with 10+ strikeouts.

MISCELLANEOUS

- 2015:** Graduated from Douglas Freeman High School (Va.) ... named a Perfect Game Honorable Mention All-American following his senior year.



DEVIN MANN



BATS RIGHT / THROWS RIGHT / HEIGHT 6'2" / WEIGHT 180 / MLB SERVICE 0.00



INFIELDER/OUTFIELDER

OPENING DAY AGE 26

BORN February 11, 1997 in Columbus, Indiana

RESIDES La Follette, Tennessee

MILB DEBUT June 18, 2018 (AZL Dodgers) 0-for-2, BB vs. AZL Rangers

HIGH SCHOOL Columbus North High School (Columbus, Indiana)

COLLEGE University of Louisville (Louisville, Kentucky)

DRAFTED Selected by Los Angeles (NL) in the 5th round of the 2018 MLB Draft (164th overall)

ACQUIRED August 1, 2023 – traded from Los Angeles (NL) with Derlin Figueroa to Kansas City in exchange for Ryan Yarbrough

CAREER REVIEW

- Devin Jacob Mann is entering his 6th season in professional baseball and 2nd with the Royals, after being drafted by the Dodgers 2018 out of Louisville and traded to Kansas City in August 2023 ... he has spent parts of the past two seasons in Triple-A.
- Mann has seen time in the field at 7 positions in his career, all 4 infield and 3 outfield positions ... the largest portion of his playing time has come at second base (1751.2 innings), followed by third base (1059.2 innings), first base (672.0 innings), left field (371.1 innings), right field (174.0 innings), shortstop (102.0 innings) and center field (65.0 innings) ... he has played at least 5 different positions each of the last 3 seasons.

2023 HIGHLIGHTS

- Opened the year with the Oklahoma City Dodgers (AAA) and played 89 games for OKC, slashed .307/.402/.541 (101-for-329, .943 OPS) with 33 doubles, 14 homers and 50 walks ... made at least 7 starts at 5 positions: 1B (20), 2B (17), 3B (29), SS (7) and LF (9) ... traded to KC on August 1 as part of the package for LHP Ryan Yarbrough.
- Between the Dodgers and Chasers, ranked 1st among ALL Triple-A hitters with 42 doubles, tied 3rd with 63 extra-base hits and tied 15th with 69 walks.
- Reached base in a career-best 30 straight games between May 2 and June 13, a stretch where he slashed .318/.500/.695 (40-for-105) with 8 homers, 34 RBI and 24 walks.
- Assigned to Omaha on August 1 and made his Storm Chasers debut that day in Louisville, less than 5 miles from where he played collegiately ... reached base in 31 of 37 games with Omaha (.81%), including 13 straight from August 22 to September 7, a stretch where he slashed .275/.483/.650 (11-for-40).

SEASON-BY-SEASON RUNDOWN

2022

- Spent his year between the Tulsa Drillers (AA) and Oklahoma City Dodgers (AAA) and earned his first Triple-A promotion on August 2 ... combined to slash .264/.380/.464 (99-for-375), 21 doubles, 16 home runs and 61 runs batted in.
- Played shortstop for the first time in his professional career, with a .900 fielding percentage across 38.0 innings with 12 assists, committing just 2 errors ... registered a perfect 1,000 fielding percentage in the outfield (12.6 in LF, 4 in RF, and 16 in 2B).
- Had his best month in July, slashing .309/.407/.544 (21-for-68) with 7 doubles and 3 home runs, with 7 multi-hit efforts.
- Tallied a season-best 6-game hit streak with Oklahoma City from August 24 to 30, going 8-for-17 (.470) with 2 doubles and a home run.
- Produced five 3-hit games: May 22 at Amarillo (AZ), May 26 vs. Springfield (STL), August 30 at Round Rock (TEX), September 11 vs. Tacoma (SEA), and September 17 at Albuquerque.

2021

- Played the entire season with the Tulsa Drillers (AA) and slashed .244/.350/.436 (90-for-369) across 110 games.
- Saw time at all 6 positions, with just 5 errors in 365 chances for a .943 fielding percentage, but played the most games at first base (34 starts).
- Conceted for 14 home runs, including three straight two-homer games: September 9, 10 and 11 at Amarillo (AZ), a series where he drove in 12 runs and scored 7 over the 6-game series against the Sed Poodles ... gave him a season-best .323/.386/.790 (20-for-62) slashline in September.
- Registered similar home and road splits, with a .241/.366/.351 slashline at ONEOK Field and a .246/.335/.513 slashline away from Tulsa.

CAREER BATTING

YEAR	CLUB	AVG	G	AB	R	H	TB	2B	3B	HR	RBI	BB	IBB	SO	OB	LEAGUE CHAMPIONS			
																CS	OBP	SLG	OPS
2018	AZL Dodgers (R)	.200	2	5	0	1	1	0	0	0	0	1	0	3	0	1	333	200	533
	Great Lakes (A)	.241	63	224	26	54	75	13	1	2	30	34	0	50	7	4	348	335	683
2019	AZL Dodgers/Mota (R)	.000	1	1	0	0	0	0	0	0	0	1	0	0	0	0	500	000	500
	AZL Dodgers/Lasorda (R)	.538	4	13	2	7	9	2	0	0	1	1	0	1	0	1	571	692	1,263
	Rancho Cucamonga (A+)	.278	98	367	63	102	182	19	2	19	63	45	0	93	5	4	358	496	854
2020	Did not play (no minor league season)																		
2021	Tulsa (AA)	.244	110	369	51	90	161	27	1	14	62	49	1	100	6	4	350	436	786
2022	Tulsa (AA)	.267	74	243	45	65	114	16	0	11	35	43	0	50	1	2	384	469	853
2022	Oklahoma City (AAA)	.258	44	132	25	34	60	5	3	5	26	21	0	36	0	0	372	455	827
2023	Oklahoma City (AAA)	.307	89	329	68	101	178	33	1	14	71	50	1	99	2	1	402	541	943
	Omaha (AAA)	.198	37	131	18	26	53	9	0	6	15	29	0	50	2	0	354	405	759
MINOR LEAGUE TOTALS (5 SEASONS)		.265	522	1814	298	480	833	124	8	71	303	274	2	482	23	17	369	459	828

CAREER TRANSACTIONS

2018: Selected by Los Angeles (NL) in the 5th round of the June Draft, signed 6/17 ... **2019:** Placed on Rancho Cucamonga's 7-Day Injured List, 7/18 to 8/20 ... **2023:** Acquired by Kansas City with SS Derlin Figueroa from Los Angeles (NL) for LHP Ryan Yarbrough, 8/1.

OPTION YEARS USED: 0/3

STORM CHASERS ORGANIZATION

2024 OMAHA STORM CHASERS

2023 SEASON IN REVIEW

PLAYER & COACH DATABASE

HISTORY & RECORDS

INTERNATIONAL LEAGUE

ROYALS ORGANIZATION

GENERAL INFORMATION



EMILIO MARQUEZ

eh-MEE-lee-oh MAHR-kehZ



BATS LEFT / THROWS LEFT / HEIGHT 5'8" / WEIGHT 170 / MLB SERVICE 0.000

OPENING DAY AGE 25

BORN April 28, 1998 in Upata, Venezuela

RESIDES Bolivar, Venezuela

LEFT-HANDED PITCHER

MLB DEBUT June 5, 2018 (DSL Royals 1) 1.2 IP, 1 H, 0 ER, 3 K vs. DSL Red Sox 1

ACQUIRED March 4, 2018 – Signed by Kansas City as an international free agent

CAREER REVIEW

- Emilio Eduardo Marquez is entering his 6th season in the Kansas City Royals organization, after being signed as an international free agent in 2018 ... he has pitched 3 games for the Storm Chasers, one in each of the last 3 seasons.
- Marquez was named an affiliate pitcher of the year in three consecutive Minor League seasons: 2019 with Surprise in the rookie-level Arizona League, 2021 with the Columbia Fireflies in the Single-A Carolina League and 2022 with Quad Cities (A+) in the High-A Midwest League.
- Of the 20 Royals Minor League pitchers that threw at least 200.0 innings between 2019 and 2023, his 3.42 ERA, 1.12 WHIP, 4.58 K/BB and 30.3% K% all ranked as the best.

2023 HIGHLIGHTS

- Opened the season with Quad Cities (A+) and pitched 22 games between the River Bandits, NW Arkansas (AA) and Omaha (AAA) ... combined to go 2-0 with a 4.41 ERA (16 ER in 32.2 IP) with 41 strikeouts to just 12 walks (3.42 K/BB).
- Had 3 stints with Quad Cities and 2 with NW Arkansas, in addition to 1 with Omaha ... 11 of his 22 outings between the three levels were scoreless ... allowed multiple earned runs in 3 appearances.
- For the 3rd straight season, pitched exactly 1 game with Omaha, assigned to Triple-A from High-A on July 16, pitched 1.2 innings with 2 hits, 1 earned run and 1 strikeout on July 16 vs. Indianapolis (PIT).
- After his lone game with the Storm Chasers, was sent back to Quad Cities on July 18 and pitched 3 more games with the River Bandits before being transferred to Double-A on August 13 to finish the year with the Naturals.
- Only pitched more than 4 games in a month once, as he made 5 appearances in May between Quad Cities and NW Arkansas ... threw a season-high 7.2 innings in July between Quad Cities & Omaha ... spent 25 days on the NWA Development List, May 25 to June 19.

SEASON-BY-SEASON RUNDOWN

2022

- Spent a majority of the season with Quad Cities (A+) and was named the River Bandits' Pitcher of the Year by the Royals, his third straight season winning an affiliate Pitcher of the Year award from Kansas City.
- Outside of his 24 appearances with Quad Cities, also appeared in 9 games with NW Arkansas (AA) and 1 with Omaha ... between the three levels, went 11-3 over 34 combined appearances, with a 3.77 ERA (32 ER in 76.1 IP), 89 strikeouts and 25 walks ... pitched at least 2.0 innings in 24 of his 34 total outings.
- Led all Royals Minor League pitchers with his 11 wins, tied seventh in the organization with 5 saves.
- Named the Midwest League Pitcher of the Week for the week of June 27 to July 3, as he threw 6.2 scoreless innings with 3 hits allowed and 7 strikeouts over a pair of outings ... went on to produce a career-best 15.0-inning scoreless streak between June 28 and July 22, spanning 4 outings with 6 hits allowed, 1 walk and 15 strikeouts.
- Was assigned to NW Arkansas on July 14 and made his Double-A debut on July 15 at Corpus Christi by throwing 3.1 scoreless innings with 4 strikeouts, after entering the game in the first inning ... returned to Quad Cities on July 19, but came back to NWA on August 18, where he ended the year.
- 5 of 9 Double-A outings were scoreless but allowed 2 or more runs in the other 4 appearances with the Naturals.

CAREER PITCHING

YEAR	CLUB	W	L	ERA	G	GS	CG	SHO	SV	SVO	IP	H	R	ER	HR	HB	BB	SO	WHIP	AVG
2018	DSL Royals 1 (R)	2	0	0.61	9	0	0	0	3	4	14.2	9	3	1	0	1	3	20	0.82	.180
2019	Surprise (R)	5	1	2.51	13	6	0	0	0	0	46.2	39	16	13	3	1	7	63	0.99	.217
	Lexington (A) ◯	0	1	2.45	1	0	0	0	0	0	3.2	5	1	1	0	0	1	4	1.64	.313
Did not play (no minor league season)																				
2020	Columbia (A)	6	1	1.86	20	5	0	0	1	1	63.0	38	15	13	4	0	16	87	0.86	.170
	Quad Cities (A+) ◯	1	0	10.13	4	2	0	0	0	0	13.1	20	15	15	7	1	4	14	1.80	.345
	Omaha (AAA)	0	0	0.00	1	0	0	0	0	0	1.0	0	0	0	0	0	0	0	0.00	.000
2022	Quad Cities (A+)	10	2	2.88	24	0	0	0	3	4	56.1	39	18	18	9	1	15	74	0.96	.191
	NW Arkansas (AA)	1	1	5.21	9	0	0	0	2	2	19.0	22	13	11	1	1	9	14	1.63	.278
	Omaha (AAA)	0	0	27.00	1	0	0	0	0	0	1.0	6	6	3	0	0	1	1	7.00	.600
2023	Quad Cities (A+)	1	0	3.00	9	0	0	0	0	0	15.0	9	6	5	2	1	4	24	0.87	.167
	NW Arkansas (AA)	1	0	5.63	12	0	0	0	0	0	16.0	19	14	10	2	4	8	16	1.69	.284
	Omaha (AAA)	0	0	5.40	1	0	0	0	0	0	1.2	2	1	1	1	0	0	1	1.20	.333
MINOR LEAGUE TOTALS (5 SEASONS)		27	6	3.26	104	13	0	0	9	11	251.1	208	108	91	29	10	68	318	1.10	.218

LEAGUE CHAMPIONS

MISCELLANEOUS

- Has pitched 15 games (2 starts) over the last two offseasons with Leones Del Caracas in the Venezuelan Professional Baseball League (LVBP) ... has combined to go 1-1 with a 5.68 EAR (12 ER in 19.0 IP) with 17 strikeouts.

CAREER TRANSACTIONS

2018: Signed by Kansas City as an international free agent, 3/4.

OPTION YEARS USED: 0/3



ALEC MARSH

BATS RIGHT / THROWS RIGHT / HEIGHT 6'2" / WEIGHT 220 / MLB SERVICE 0.094



RIGHT-HANDED PITCHER

OPENING DAY AGE 25

BORN May 14, 1998 in Milwaukee, Wisconsin

RESIDES Gilbert, Arizona

MLB DEBUT June 18, 2019 (Idaho Falls) 2.0 IP, 0 H, 0 R, 3 K vs. Missoula

MLB DEBUT June 30, 2023 (Kansas City) 4.0 IP, 6 H, 5 ER, 5 K vs. Los Angeles (NL)

HIGH SCHOOL Ronald Reagan High School (Milwaukee, Wisconsin)

COLLEGE Arizona State University (Tempe, Arizona)

ACQUIRED Selected by Kansas City in the 2nd round (Competitive Balance Round B) of the 2019 MLB Draft (70th OVERALL)

CAREER REVIEW

- Alec Tyler Michael Marsh is entering his 5th season in the Kansas City Royals organization, after being drafted in 2019 out of Arizona State ... he has started five games for Omaha across the last two seasons and made his MLB debut last June.
- Marsh has exclusively started in his Minor League career, with all 60 of his MiLB outings coming as a starter ... only 8 of his 17 MLB appearances were starts, but 8 of 9 relief appearances lasted at least 4.0 innings.
- Since he entered the professional ranks in 2019, Marsh's 11.51 K/9 is the best among Royals Minor League pitchers that have thrown at least 200.0 innings in that span ... however, his 5.90 ERA, 1.55 WHIP and .349 BABIP are also the worst in that group.

2023 HIGHLIGHTS

- Opened the season in NW Arkansas (AA) for the third straight year, made 11 starts with the Naturals and went 3-3 with a 5.32 ERA and 56 K in 47.1 IP (10.6 K/9).
- Transferred from NWA to Omaha on June 13 and made 3 starts with the Chasers, each lasting 5.0 innings with 19 total strikeouts and just 4 earned runs allowed (2.40 ERA).
- Recalled by Kansas City from Triple-A on June 30 and finished the season with the Royals, pitching 17 games for the Royals (8 starts), while serving as the "bulk pitcher" 8 times as well ... had 8 outings of at least 5.0 innings with Kansas City, including a season-high 6.0 innings on July 15 vs. Tampa Bay, with a career-best 11 strikeouts.
- Ended the season 4th on the Royals' staff in innings pitched (74.1) and 5th in strikeouts (85) ... per the Royals PR department, his 85 strikeouts in 17 career appearances are the 2nd-most by a Royal through his first 17 career outings, behind only **Brady Singer's** 87 strikeouts over his first 17 starts from 2021.
- After going 0-8 over his first 13 Major League appearances, earned his first MLB win on September 13 @ Chicago (AL), his first of three straight victories (also September 19 vs. Cleveland & September 24 @ Houston).

SEASON-BY-SEASON RUNDOWN

2022

- Spent much of the year with NW Arkansas (AA) before a promotion to Omaha after the Double-A season ended, making 25 of his career-high 27 starts with the Naturals.
- Was selected to the *SiriusXM* All-Star Futures Game but did not appear in the game.
- Led all Royals farmhands with 156 strikeouts in 124.1 innings (11.3 K/9) and ranked tied 20th in all of Minor League Baseball in punchouts ... also led the organization with 27 starts, while ranking third in innings pitched.
- 147 strikeouts in Double-A set a Naturals franchise record and led the Texas League, was fourth among all Double-A pitchers ... among Texas League pitchers who threw at least 75.0 innings, ranked 2nd with a 16.2% swinging strike %, 2nd with 11.57 K/9.
- Struck out 45 batters over five starts in May, the most strikeouts by a Naturals pitcher in a single month in club history, with at least eight strikeouts in every start ... over an 8-start stretch from April 30 to June 11, he struck out 64 batters in 34.1 innings (16.8 K/9).
- On May 19 @ Arkansas (SEA), struck out an NWA franchise record eight straight batters between the 2nd and 4th innings, at Dickey-Stephens Park in North Little Rock.
- Promoted to Omaha on September 18 and made a pair of five-inning starts for the Chasers, allowing two earned runs over 10.0 innings (1.80 ERA) with 9 strikeouts, representing 2 of his 5 total starts in 2022 with fewer than two earned runs allowed.

2021

- Broke camp with NW Arkansas (AA) and made six starts for the Naturals, before missing the rest of the year with an injury ... his 14.92 K/9 (42 K in 25.1 IP) ranked second among Royals Minor League pitchers who threw at least 25 innings.

CAREER PITCHING

YEAR	CLUB	W	L	ERA	G	GS	CG	SHO	SV	SVO	IP	H	R	ER	HR	HB	BB	SO	WHIP	AVG
2019	Idaho Falls (R)	0	1	4.05	13	13	0	0	0	0	33.1	30	16	15	5	0	4	38	1.02	.238
2020																				
Did not play (no minor league season)																				
2021	NW Arkansas (AA)	1	3	4.97	6	6	0	0	0	0	25.1	20	14	14	4	1	13	42	1.30	.217
2022	NW Arkansas (AA)	1	15	7.32	25	25	0	0	0	0	114.1	137	101	93	27	6	54	147	1.67	.290
	Omaha (AAA)	1	1	1.80	2	2	0	0	0	0	10.0	5	2	2	1	1	5	9	1.00	.135
2023	NW Arkansas (AA)	3	3	5.32	11	11	0	0	0	0	47.1	51	31	28	4	2	24	56	1.58	.276
	Omaha (AAA)	2	0	2.40	3	3	0	0	0	0	15.0	13	4	4	1	1	7	19	1.33	.232
	KANSAS CITY	3	9	5.69	17	8	0	0	0	0	74.1	77	50	47	16	9	39	85	1.56	.266
MAJOR LEAGUE TOTALS (1 SEASON)		3	9	5.69	17	8	0	0	0	0	74.1	77	50	47	16	9	39	85	1.56	.266
MINOR LEAGUE TOTALS (4 SEASONS)		8	23	5.72	60	60	0	0	0	0	245.1	256	168	156	42	11	107	311	1.48	.264

CAREER TRANSACTIONS

2019: Selected by Kansas City in the 2nd round of the June Draft, signed 6/8 ... **2021:** Placed on Northwest Arkansas' 7-Day Injured List, 7/27 to 10/5 ... **2022:** Placed on Northwest Arkansas' 7-Day Injured List, 8/12 to 8/17 ... Contract selected by Kansas City, 11/15.

OPTION YEARS USED: 2/3

AWARDS & HONORS

2022 *SiriusXM* All-Star Futures Game Selection (OMA)

CAREER HIGHS

INNINGS: 6.1 – 5/31/22 vs. Corpus Christi
STRIKEOUTS: 11 – 7/15/23 vs. TAMPA BAY
WALKS: 6 – 7/10/22 vs. Tulsa
HITS: 10 (3x) – Last: 4/8/23 @ San Antonio
EARNED RUNS: 8 – 6/11/22 @ Tulsa
HOME RUNS: 3 (3x) – Last: 7/21/23 @ NEW YORK (AL)
PITCHES THROWN: 104 – 9/10/22 @ Wichita

SCORELESS STREAK: 11.0 IP – 8/21/19 to 9/9/19
HOMERLESS STREAK: 39.1 IP – 9/23/22 to 5/21/23



- Named the inaugural Double-A Central Pitcher of the Week after his first Double-A start ... threw 5.0 hitsless and scoreless innings with 9 strikeouts on May 8 @ Arkansas (SEA).
- Exited his start on June 15 @ San Antonio (SD) after just 1.2 innings and did not appear in a game the rest of the season for the Naturals.

2020

- Spent part of the season at the Alternate Training Site in Kansas City, Kansas ... participated in the Royals' Postseason Instructs Camp at Kauffman Stadium in October.
- Pitched 4.0 innings for the Eastern Reyes del Tigre (roughly translates to Eastern Tiger Kings) in the independent Constellation Energy League, which ran in Texas in July and August ... his manager was former Royals pitching coach **Dave Eiland** (2011-2017).

2019

- Made 13 starts for Idaho Falls (Rookie Advanced) in his first pro season, going 0-1 with a 4.05 ERA (15 ER in 33.1 IP) with 38 strikeouts (10.3 K/9) compared to just 4 walks.
- Did not walk a batter in his first five starts and surrendered his 1 free pass in his first 8 outings (20.1 innings) ... Did not allow a run over his final three starts (9.0 IP), after allowing a total of six earned runs in a span of two outings (August 9-15).

COLLEGE (2018-2020)

- Attended Arizona State University, where he was named to the Golden Spikes Award Mid-Season Watch List and the Collegiate Baseball Hall of Fame Watch List of the National Pitcher of the Year as a junior in 2019, when won 21 straight to start the season.
- JUNIOR (2019):** Went 9-3 with a 3.17 ERA (34 ER in 96.2 IP) in 16 outings ... tossed a three-hit complete game with nine strikeouts in a 4-1 win vs. #3 Oregon State on April 12, 2019, which is when the Royals first took notice of him as they were at the game scouting OSU catcher and eventual 2019 1st overall pick **Adley Rutschman**.
- Allowed three earned runs or fewer in 31 of his last 34 appearances dating back to his freshman season ... dating back to sophomore season, Marsh posted a quality start (6+ innings pitched with 3 or fewer earned runs allowed) in 16 of his 23 starts since assuming ASU's Friday Night starter role midway through the 2018 season ... struggled his freshman year in 2017, with an 8.14 ERA in 11 appearances and 21.0 innings.

MISCELLANEOUS

- 2016:** Graduated from Ronald Reagan High School in Milwaukee, where he posted a 1.21 ERA, while batting .474 during his senior campaign and served as team captain.

LEAGUE CHAMPIONS



MICHAEL MASSEY



BATS LEFT / **THROWS RIGHT** / **HEIGHT 6'0"** / **WEIGHT 195** / **MLB SERVICE 1.068**

INFIELDER

OPENING DAY AGE 25

BORN March 22, 1998 in Palos Park, Illinois

RESIDES Palos Park, Illinois

MLB DEBUT June 18, 2019 (Burlington) 1-for-5, RBI @ Bristol

HIGH SCHOOL Brother Rice High School (Chicago, Illinois)

COLLEGE University of Illinois at Urbana-Champaign (Champaign, Illinois)

ACQUIRED Selected by Kansas City in the 4th round of the 2019 MLB Draft (109th OVERALL)

MLB DEBUT July 15, 2022 (Kansas City) 0-for-1 @ Toronto

CAREER REVIEW

- Michael Massey is entering his 5th season in the Kansas City Royals organization, after being drafted out of the University of Illinois in 2019 ... he reached Triple-A for the first time in June 2022 and since debuting in the Major Leagues in July 2022, has almost exclusively played in the Major Leagues with Kansas City.
- Massey has almost exclusively played second base as a professional ... 150 of his 150 Major League starts have been at second base (1307.0 innings) with 1 start at third base (8.0 innings) ... similarly, 180 of his 182 Minor League starts have come at second base (1565. innings), with 2 starts at third base (17.0 innings).
- Between 2019 and 2022, Massey's 267 hits in the Minors are tied for the fifth-most of any Royals Minor League hitter in that span ... his 62 doubles are third, while 42 home runs are sixth over those three seasons ... his .294 average over that period is the highest of the group with at least 700 plate appearances, his .883 OPS is fourth.
- In two Major League seasons, is a .353 hitter (23-for-65) with a 1.117 OPS and 17 RBI in 19 games against his childhood favorite team, the Chicago White Sox ... in the other 162 games of his MLB career, is a .218 hitter (117-for-536) with a .607 OPS and 55 RBI ... 27.6% of his total bases in the big leagues have come in 10.4% of his MLB games.

AWARDS & HONORS

- 2021 Rawlings MiLB Gold Glove, 2B (QC)
- 2021 Midwest League Postseason All-Star (QC)
- 2021 MiLB.com Organization All-Star, 2B (QC)

CAREER HIGHS

HITS: 5 - 6/26/21 @ Beloit
RUNS: 4 (2x) - Last: 7/9/21 @ Wisconsin
DOUBLES: 3 - 6/26/22 vs. Columbus
HOME RUNS: 3 - 7/14/21 @ Beloit
RUNS BATTED IN: 5 (4x) - Last: 7/2/22 @ St. Paul
WALKS: 3 (2x) - Last: 6/10/22 @ Tulsa
STEALS: 1 (38x) - Last: 8/20/23 @ CHICAGO (NL)

HIT STREAK: 13 Games - 6/18/22 to 7/2/22
ON-BASE STREAK: 23 Games - 6/16/22 to 7/22/22



2023 HIGHLIGHTS

- Made his first Opening Day roster and appeared in 129 games with the Royals, with 104 starts at second base ... missed 17 games while on the 10-Day Injured List with a left hand laceration, out from June 15 to July 3 ... rehabbed 3 games with Omaha.
- Only committed 3 errors in 453 chances at second base for a .993 fielding percentage, which tied Miami's Luis Arraez for the Major League lead among second basemen ... was the 4th-highest fielding percentage by a second basemen in Royals history, behind three players tied at .994.
- After recording just 17 extra-base hits in 79 games between March 30 and July 30, matched that total in 50 games over the final two months, August 1 to October 1.
- Finished his first 2-homer game in the big leagues on July 21 at Yankee Stadium, collecting the series with 3 home runs ... hit home runs on 3 straight games, September 12 to 15 ... his 15 total long balls on the year make him the third player in Royals history to hit at least 15 home runs as a second baseman.

2021

- Spent the entire season with Quad Cities (A+) and led the River Bandits in home runs (21), runs batted in (87), hits (112) and doubles (27) over 99 games, and his .882 OPS finished 2nd in the High-A Central ... named a High-A Central postseason All-Star and an MiLB.com Organization All-Star ... had more multi-hit games (33) than games where he did not record a hit (31).
- Was the Minor League Rawlings Gold Glove Award winner at second base, given by Minor League Baseball for the best fielder at each position across all levels ... had a .989 fielding percentage in 284 total chances, the best of all MiLB second basemen.
- Named High-A Central Player of the Month for July 2021, where he hit .300 (32-for-97) with a 1.071 OPS, 8 home runs and 28 runs batted in.

2019

- Began his professional career in the Appalachian League with Burlington (R) and slashed .272/.339/.399 (47-for-173) with 5 home runs across 42 games.
- Recorded hits in 30 of the 42 games he played and reached base in 36 of 42 games ... has 12 multi-hit games, including a pair of four-hit performances.

SEASON-BY-SEASON RUNDOWN

2022

- Opened the season with NW Arkansas (AA) and after a June 14 promotion to Omaha, debuted with Kansas City on July 15 and ended the year in the Major Leagues, for 139 total games... between two Minor League levels, appeared in 87 games and slashed .313/.371/.532 (108-for-346).
- Among Royals Minor Leagues, ended the season ranked third in doubles (28), tied third in extra-base hits (44), fourth in runs batted in (77), seventh in total bases (184) ... among qualified hitters, ranked second in average (.313) and slugging (.532), third in OPS (.903) and sixth in on-base percentage (.371).
- Was named Texas League Player of the Week twice with NWA ... from April 25 to May 1, he led the league with 19 total bases and 9 runs batted in ... for the week of May 23 to 29, he hit a league-best .481 (13-27) over 6 games.
- Did not make an error in 46 games/404.1 innings at second base with NW Arkansas.
- After 24 Triple-A games, made his MLB debut as a replacement player during Kansas City's series in Toronto from July 14-17 ... returned to Omaha for 9 more games and his contract was selected on August 3 to finish the season with the Royals ... at the time of his contract being selected in August, he led the Royals system in RBI (77), hits (108), extra-base hits (44) and doubles (28).

COLLEGE (2017-2019)

- Played collegiately at the University of Illinois, where he slashed .324/.367/.485 (209-for-645) over 3 seasons and 159 games as a three-year starting second baseman for the Fighting Illini (Big Ten).
- Named a Freshman All-American in 2017 by Baseball America and Collegiate Baseball ... named to the 2017 All-Big Ten third team, the 2018 All-Big Ten second team and the 2019 All-Big Ten first team ... a ABCA/Rawlings Gold Glove Award winner at second base in 2018, the first Illini ever to win the award ... in 2019, named Illinois Athletics Male Athlete of the Year finalist.
- Went 60 consecutive games without committing an error from April 22, 2017 to May 12, 2018, and did not commit an error with the Royals in 2019.

MISCELLANEOUS

- 2016: Graduated from Brother Rice High School (Illinois), where he was a three-year letter winner and team captain as a senior.

CAREER BATTING

YEAR	CLUB	AVG	G	AB	R	H	TB	2B	3B	HR	RBI	BB	IBB	SO	SB	CS	OBP	SLG	OPS	LEAGUE CHAMPIONS	
																				+	○
2019	Burlington (R)	.272	42	173	32	47	69	7	0	5	25	13	1	28	4	0	.339	.399	.738		
2020	Did not play (no minor league season)																				
2021	Quad Cities (A+) ○	.289	99	288	76	112	206	27	2	21	87	33	0	68	12	2	.351	.531	.882		
2022	NW Arkansas (AA)	.305	54	220	36	67	109	15	0	9	48	21	2	54	9	2	.359	.495	.854		
	Omaha (AAA)	.325	33	126	21	41	75	13	0	7	29	13	0	35	4	0	.392	.595	.987		
	KANSAS CITY	.243	52	173	16	42	65	9	1	4	17	9	0	46	3	0	.307	.376	.683		
2023	Omaha (AAA) +	.182	3	11	2	2	3	1	0	0	0	1	0	3	0	0	.250	.273	.523		
	KANSAS CITY	.229	129	428	42	98	163	18	1	15	55	24	0	99	6	2	.274	.381	.655		
	MAJOR LEAGUE TOTALS (2 SEASONS)	.233	181	601	58	140	228	27	2	19	72	33	0	145	9	2	.284	.379	.663		
	MINOR LEAGUE TOTALS (4 SEASONS)	.293	231	918	167	269	462	63	2	42	189	81	3	188	29	4	.355	.503	.858		

CAREER TRANSACTIONS

2019: Selected by Kansas City in the 4th round of the June Draft, signed 6/16 ... 2022: Contract selected by Kansas City, 7/14 ... Contract selected by Kansas City, 8/3 ... 2023: Placed on Kansas City's 10-Day Injured List, 6/15 to 7/3 (Left hand laceration).

OPTION YEARS USED: 0/3



JAMES McARTHUR



BATS RIGHT / THROWS RIGHT / HEIGHT 6'7" / WEIGHT 230 / MLB SERVICE 0.150



RIGHT-HANDED PITCHER

OPENING DAY AGE 27

BORN December 11, 1996 in New Braunfels, Texas
RESIDES Castle Rock, Colorado

MLB DEBUT June 23, 2018 (GCL Phillies West) 1.0 IP, 1 H, 0 ER, 2 K @ GCL Yankees West **MLB DEBUT** June 28, 2023 (Kansas City) 1.0 IP, 6 H, 7 ER, 0 K vs. Cleveland

HIGH SCHOOL New Braunfels High School (New Braunfels, Texas)

COLLEGE University of Mississippi (Oxford, Mississippi)

DRAFTED Selected by Philadelphia in the 12th round of the 2018 MLB Draft (347th OVERALL)

ACQUIRED May 8, 2023 – traded from Philadelphia to Kansas City in exchange for Junior Marin and cash

CAREER REVIEW

- James Leonard McArthur is entering his 6th season in professional baseball and his second in the Kansas City Royals organization, after being drafted out of Ole Miss in 2018 by the Phillies and traded to the Royals in May 2023.
- Was primarily a starter early in his career, as 51 of his first 73 Minor League appearances were starts ... however once he was traded to the Royals, 42 of 46 appearances between Omaha and Kansas City in relief, with 4 "opener" starts.

2023 HIGHLIGHTS

- Began the season in the with the Lehigh Valley IronPigs (AAA) in the Philadelphia Phillies organization before he was traded to Kansas City on May 8 for minor league outfielder Junior Marin and cash and ended the season with the Royals.
- Assigned to Omaha after the trade and had three stints with the Storm Chasers between May and August, around three Major League stints as well with the Royals ... between the IronPigs and Chasers, appeared in 28 Triple-A games (6 starts) and went 2-3 with a 4.92 ERA (31 ER in 56.2 IP) and 72 strikeouts to 28 walks (2.57 K/BB).
- Allowed runs in 4 of his first 6 outings with Omaha, for a 9.90 ERA in May (11 ER in 10.0 IP), however his next 6 outings were scoreless, with a 0.00 ERA (0 ER in 10.1 IP) in June before getting called up to make his Major League debut at the end of June.
- Made his MLB debut on June 28 vs. Cleveland and surrendered 7 runs on 6 hits in 1.0 inning, the most runs he had ever allowed in a profession game ... was optioned to Omaha two days later and 5 of his next 6 outings with the Chasers were scoreless.
- In total, compiled a 17.0 inning scoreless streak between May 31 to July 14 (parts of 10 games), which was the longest on the Storm Chasers in 2023.
- Recalled for a 3rd stint with Kansas City on September 1 and did not allow a run the rest of the year, 16.1 scoreless innings to earn Royals Pitcher of the Month honors for September/October ... went 1-0 with 4 saves in 12 games, while holding opponents to an MLB-best .096 average (5-for-52), retiring 48 of the last 53 batters he faced (91%).

SEASON-BY-SEASON RUNDOWN

2022

- Began the year with the Reading Fightin Phils (AA) and made 13 starts, going 2-6 with a 5.05 ERA (32 ER in 57.0 IP) and 65 strikeouts to 26 walks (2.50 K/BB).
- Had three quality starts with the Fightin Phils, including 6.0 scoreless innings on May 27 vs. Binghamton (NYM) and 6.1 innings on June 15 vs. Portland (BOS) with 3 earned runs allowed (3 unearned runs as well) and 7 strikeouts.
- Placed on Reading's Injured List on June 22 with a right posterior elbow impingement ... was reinstated from the IL on June 29, recalled by the Phillies and placed on Philadelphia's 60-Day IL for the rest of the year with a right elbow stress reaction.

2021

- Spent majority of the season with the Reading Fightin Phils (AA) and pitched one game with the Jersey Shore BlueClaws (A+) ... combined to go 2-6 with a 4.25 ERA (37 ER in 78.1 IP) and 83 strikeouts over 20 games (15 starts).
- Over his final 8 starts from June 20 through the end of the season, pitched to a 2.35 ERA (10 ER in 38.1 IP) ... in that stretch, struck out a career-high 10 batters over 5.0 innings on August 13 vs. Akron (CLE).

CAREER PITCHING

YEAR	CLUB	W	L	ERA	G	GS	CG	SHO	SV	SVO	IP	H	R	ER	HR	BB	SO	WHIP	AVG	
2018	GCL Phillies West (R)	0	0	0.00	1	0	0	0	0	0	1.0	1	0	0	0	0	2	1.00	.250	
	Williamsport (A-)	2	0	0.64	8	5	0	0	0	0	28.1	15	2	2	0	1	10	3.1	0.88	
	Lakewood (A)	0	0	0.00	1	1	0	0	0	0	4.0	0	0	0	0	0	1	2	0.25	.000
2019	Lakewood (A)	0	6	6.00	18	6	0	0	0	2	54.0	47	39	36	4	4	32	6.1	1.46	.237
	Clearwater (A+)	3	1	3.03	7	7	0	0	0	0	29.2	26	10	10	3	1	16	3.0	1.42	.239
2020	Did not play (no minor league season)																			
2021	Jersey Shore (A+)	0	0	0.00	1	0	0	0	1	1	4.0	1	0	0	0	1	1	5	0.50	.077
	Reading (AA)	2	6	4.48	19	15	0	0	0	1	74.1	74	41	37	9	8	23	7.8	1.30	.258
2022	Reading (AA)	2	6	5.05	13	13	0	0	0	0	57.0	66	39	32	10	4	26	6.5	1.61	.289
2023	Lehigh Valley (AAA)	0	2	7.31	5	4	0	0	0	0	16.0	20	13	13	3	2	7	1.5	1.69	.308
	Omaha (AAA)	2	1	3.98	23	2	0	0	1	1	40.2	31	19	18	3	4	21	5.7	1.28	.201
	KANSAS CITY	1	0	4.63	18	2	0	0	4	4	23.1	20	12	12	2	1	2	23	0.94	.235
MAJOR LEAGUE TOTALS (1 SEASON)		1	0	4.63	18	2	0	4	4	4	23.1	20	12	12	2	1	2	23	0.94	.235
MINOR LEAGUE TOTALS (5 SEASONS)		11	22	4.31	96	53	0	0	2	5	309.0	281	163	148	32	25	137	346	1.35	.241

CAREER TRANSACTIONS

2018: Selected by Philadelphia in 12th round of the July Draft, signed 6/12 ... 2021: Contract selected by Philadelphia, 11/19 ... 2022: Placed on Reading's 7-Day Injured List, 6/22 ... Placed on Philadelphia's 60-Day Injured List, 6/29 to 11/10 (Right elbow stress reaction) ... 2023: Designated for assignment by Philadelphia, 5/4 ... Acquired by Kansas City from Philadelphia for OF Junior Marin and cash, 5/8.

OPTION YEARS USED: 2/3



JOHN McMILLON



BATS LEFT / THROWS RIGHT / HEIGHT 6'3" / WEIGHT 230 / MLB SERVICE 0.047



RIGHT-HANDED PITCHER

OPENING DAY AGE 25
BORN January 27, 1998 in Lufkin, Texas
RESIDES Jasper, Texas

MLB DEBUT July 5, 2021 (ACL Royals) 1.0 IP, 2 H, 1 ER, 2 K @ ACL Mariners **MLB DEBUT** August 17, 2023 (Kansas City) 1.0 IP, 1 H, 1 ER, 2 K vs. Seattle

HIGH SCHOOL Jasper High School (Jasper, Texas)

COLLEGE Texas Tech University (Lubbock, Texas)

ACQUIRED June 23, 2020 – Signed by Kansas City as a Non-drafted free agent

CAREER REVIEW

- John Mitchell McMillon is entering his 4th season in the Kansas City Royals organization after being signed as an undrafted free agent in 2020 ... skipped over Triple-A in 2023, called up from Double-A to make his MLB debut in August 2023.
- 39 of his first 48 professional appearances came in Single-A with the Columbia Fireflies, between August 8, 2021 and May 7, 2023 ... 103 days after his final appearance with Columbia, made his MLB debut, with stints in High-A and Double-A.
- Among Royals Minor League pitchers with at least 30.0 innings pitched over the last three years (2021 to 2023), his 15.22 K/9 and 39.2% K% rank as the best (168 K in 99.1 IP & 429 TBF) ... his .163 opponents' average (57-for-343) is the lowest among that group as well.
- Enters 2024 ranked by MLB Pipeline as the No. 18 Royals prospect.
- Enters 2024 ranked by Baseball America as the No. 17 Royals prospect.

2023 HIGHLIGHTS

- Pitched at four levels in 2023, opening the year in Columbia (A) before stints with Quad Cities (A+) and NW Arkansas (AA) led to his Major League debut on August 17.
- Over 37 appearances between Single-A, High-A and Double-A, combined to go 7-3 with 10 saves and a 2.10 ER (12 ER in 51.1 IP), striking out 91 (45.3 K%, 16.1 K/9) ... 28 of his 37 outings were scoreless, with multiple runs allowed in just 3.
- Among 134 Royals Minor League pitchers with at least 10.0 innings, his 15.95 K/9 and 45.3% K% were the highest, while a 32.8% K/BB% and .137 opponents' average were second-best ... his 2.10 ERA was the lowest among those with at least 50.0 innings in the Minors.
- Over 9 appearances to start the year with Columbia, lowered his walk rate from 26.0% with the Fireflies in 2022 to 14.0% (6 BB in 43 PA) ... did so further after his first promotion to High-A on May 9, with a 10.4% walk rate over 13 River Bandits outings.
- Moved up to Double-A on June 20 after just over a month in High-A and spent less than two months with the Naturals ... allowed 2 ER in 20.1 IP (0.87 ERA) over 15 outings with NWA, did not allow an earned run in 14 of 15 appearances.
- Produced the longest scoreless streak of his career from June 30 to July 29, with 11.2 scoreless innings over a 9-outing span that included the entire month of July.
- Allowed a solo homer to Cal Raleigh in his MLB debut on August 17 vs. Seattle but retired all 9 batters faced over his last 3 appearances before a right forearm strain ended his season, placed on the 10-Day Injured List retroactive to August 28 ... struck out 8 of the 13 batters he faced (61.5%) over 4.0 innings with Kansas City (18.0 K/9).

SEASON-BY-SEASON RUNDOWN

2022

- Spent the entire year with Columbia (A) and went 1-2 with a 6.10 ERA (21 ER in 31.0 IP) over 26 appearances ... allowed 17 hits (.167 opponents' average) and 38 walks to 45 strikeouts (13.06 K/9).
- A 11.03 BB/9 and 26.0% BB% represented the highest walk rate among Royals Minor League pitchers with at least 30.0 innings in 2022, while a .159 opponents' average was the second lowest amongst that group and a 13.06 K/9 was the fourth highest.
- Opened his season with 4 straight scoreless outings, April 10 to 23 with 2 hits allowed over 4.0 innings with 6 strikeouts ... matched that stretch of 4 consecutive scoreless outings at the end of the season, August 19 to September 6 with 6.0 hitless and scoreless frames with 6 punchouts.
- Struck out at least one in 22 of 26 outings, including 13 games with 2+ strikeouts ... tied a career-high with 5 strikeouts in 2.0 innings on July 14 vs. Down East (TEX).

CAREER PITCHING

YEAR	CLUB	W	L	ERA	G	GS	CG	SHO	SV	SVO	IP	H	R	ER	HR	HB	BB	SO	WHIP	AVG
2020	Did not play (no minor league season)																			
2021	ACL Royals Blue (R)	0	1	6.52	6	1	0	0	0	0	9.2	10	8	7	1	1	6	18	1.66	.256
	ACL Royals Gold (R)	0	0	9.82	3	0	0	0	0	0	3.2	5	4	4	2	0	3	7	2.18	.313
	Columbia (A)	0	0	7.36	4	0	0	0	0	0	3.2	1	3	3	1	1	4	7	1.36	.083
2022	Columbia (A)	1	2	6.10	26	0	0	0	0	0	31.0	17	23	21	2	1	38	45	1.77	.167
2023	Columbia (A)	1	0	3.38	9	0	0	0	4	4	10.2	4	4	4	0	0	6	21	0.94	.108
	Quad Cities (A+)	3	1	2.70	13	0	0	1	1	20.0	8	6	6	1	1	8	40	0.80	.119	
	NW Arkansas (AA)	3	2	0.87	15	0	0	5	6	20.2	12	4	2	0	0	11	30	1.11	.171	
	KANSAS CITY	0	0	2.25	4	0	0	0	0	0	4.0	1	1	1	1	0	0	8	0.25	.077
	MAJOR LEAGUE TOTALS (1 SEASON)	0	0	2.25	4	0	0	0	0	0	4.0	1	1	1	1	0	0	8	0.25	.077
MINOR LEAGUE TOTALS (3 SEASONS)	8	6	4.26	76	1	0	0	10	11	99.1	57	52	47	7	4	76	168	1.34	.166	

AWARDS & HONORS

2023 MiLB Organization All-Star, RP (COL/QC/NWA)

CAREER HIGHS

INNINGS: 2.0 (21x) – Last: 8/13/23 vs. Wichita
STRIKEOUTS: 5 (4x) – Last: 5/27/23 vs. Beloit
WALKS: 5 – 5/18/22 vs. Myrtle Beach
HITS: 5 – 7/31/21 vs. ACL Royals Blue
EARNED RUNS: 4 – 7/31/21 vs. ACL Royals Blue
HOME RUNS: 2 – 7/31/21 vs. ACL Royals Blue
PITCHES THROWN: 48 – 4/30/23 vs. Augusta

SCORELESS STREAK: 11.2 IP – 6/30/23 to 7/29/23
HOMERLESS STREAK: 36.0 IP – 8/19/22 to 6/9/23



2021

- Spent his first professional season between the Arizona Complex League and Columbia (A) ... combined to go 0-1 with a 7.41 ERA (14 ER in 17.0 IP) over 13 appearances (1 start) with 13 walks and 32 strikeouts (16.94 K/9).
- Bounced between the ACL Royals Blue and Gold (R), with 9 appearances from July 5 and August 3, before being bumped up to the Fireflies on August 6, where he made 4 appearances around two snits on the 7-day injured list to end the year.
- Struck out at least 1 batter in every outing, including 8 with 2+ strikeouts.

2020

- Signed a free agent contract with the Royals on June 23 after going undrafted in the five-round draft but did not pitch with the Minor League season cancelled.

COLLEGE (2017-2020)

- Played collegiately at Texas Tech University for four years, where he was 12-6 with a 3.41 ERA (55 ER in 145.1 IP) and 189 strikeouts (11.7 K/9) ... was a two-way player his first two years in Lubbock (2017-18), a 204 hitter (20-for-98) with a .782 OPS ... made two trips to the College World Series with the Red Raiders (Big-12), 2018 and 2019.
- SENIOR (2020):** Pitched in 7 games and struck out 20 in 9.1 innings of work, as Texas Tech went 16-3 in the shortened season.
- JUNIOR (2019):** Appeared in 24 games out of the bullpen in his first year as a full-time reliever as Texas Tech returned to the CWS for a second straight season and the fourth time in six years, with a No. 4 final ranking ... struck out 67 over 47.2 innings.
- SOPHOMORE (2018):** Made 18 appearances (12 starts) on the mound to help lead the Red Raiders to the College World Series ... allowed 1 run in 2.0 CWS innings.
- FRESHMAN (2017):** A two-way player, made 24 appearances on the mound and started as the DH 18 times ... went 2-0 with a 1.75 ERA (5 ER in 25.2 IP) and five saves, while hitting 8 home runs with 14 runs batted in over 77 plate appearances.

MISCELLANEOUS

- 2016: Graduated from Jasper High School (Texas), when he was the No. 1 overall catcher in the state of Texas by Perfect Game ... also a three-year letterman on the football team.
- Drafted in the 21st round (630th overall) by the Tampa Bay Rays in the 2016 Major League Baseball Draft, but elected to instead attend college at Texas Tech.

CAREER TRANSACTIONS

2020: Signed by Kansas City as a non-drafted free agent, 6/23 ... 2021: Placed on Columbia's 7-Day Injured List, 8/14 to 8/22 ... Placed on Columbia's 7-Day Injured List, 9/2 to 9/29 ... 2023: Contract selected by Kansas City, 8/16 ... Placed on Kansas City's 15-Day Injured List, 8/28 to 10/2 (Right forearm strain).

OPTION YEARS USED: 0/3



NOAH MURDOCK



BATS RIGHT / THROWS RIGHT / HEIGHT 6'8" / WEIGHT 205 / MLB SERVICE 0.000



RIGHT-HANDED PITCHER

OPENING DAY AGE 25

BORN August 20, 1998 in Richmond, Virginia

RESIDES Colonial Heights, Virginia

MILB DEBUT June 21, 2019 (Burlington) 3.0 IP, 2 H, 0 ER, 2 K @ Princeton

HIGH SCHOOL Colonial Heights High School (Colonial Heights, Virginia)

COLLEGE University of Virginia (Charlottesville, Virginia)

ACQUIRED Selected by Kansas City in the 7th round of the 2019 MLB Draft (362nd OVERALL)

CAREER REVIEW

- Noah James Murdock is entering his 5th season in the Kansas City Royals organization, after being drafted out of Virginia in 2019.
- Was primarily a starter early in his career, as 29 of his first 35 Minor League appearances were starts ... however last year, he made only 1 start with Double-A Northwest Arkansas and pitched in 35 games out of the bullpen.
- Has only been on the active roster for 67% of his team's games since being drafted, with a stint on the Injured List each of the last three seasons, including missing 2/3 of the 2021 season and nearly 1/3 of the 2022 season.

2023 HIGHLIGHTS

- Spent the entire season with NW Arkansas (AA), where he moved to the bullpen and appeared in 35 games in relief, with 1 start ... went 3-1 with a 5.87 ERA (45 ER in 69.0 IP) and 77 strikeouts ... had 14 scoreless outings
- 23 of his 35 relief outings lasted 2.0 innings or longer, including 8 games where he pitched 3.0 innings ... over those 8 outings, pitched to a 1.88 ERA (5 ER in 24.0 IP) and held opposing hitters to a .128 average (10-for-78) while striking out 24.
- Had his best month of the season in June, going 2-0 with a 1.93 ERA (4 ER in 18.2 IP) over 7 relief appearances.
- Struggled in August, with a 15.43 ERA (12 ER in 7.0 IP) over 6 games ... made his only start of the season on August 12 vs. Wichita (MIN) but did not make it out of the first inning, allowing 4 runs on 4 hits in 0.2 innings (26 pitches).

SEASON-BY-SEASON RUNDOWN

2022

- Opened the season with Quad Cities (A+) and made 10 starts, before he was assigned to NW Arkansas (AA) on June 3 ... between the two levels, went 0-7 over 17 starts with a 6.91 ERA (54 ER in 70.1 IP) and 64 strikeouts.
- Made his Double-A debut on July 7 @ Tulsa (LAD) and struck out 6 across 5.0 innings, with 3 hits that scored on home runs ... made 7 starts for the Naturals, including a career-high 6.0 innings on July 8 vs. Tulsa.
- Assigned to NWA's Development List on August 2 and placed on the 60-day injured list on August 6, where he ended the Minor League season.
- Returned to action in the Arizona Fall League after the conclusion of the MiLB season, assigned to the AFL's Surprise Saguaros ... made 3 appearances out of the bullpen between October 25 and November 2 and pitched to a 2.25 ERA (1 ER in 4.0 IP) with 3 strikeouts for the eventual league champions.

2021

- Assigned to Quad Cities (A+) on June 6 and pitched in 7 games (6 starts) for the River Bandits before he was placed on the 7-Day Injured List on July 26, then transferred to the 60-Day IL on August 2, where he remained for the rest of the season ... minor soreness wiped out his spring training and then he injured his hamstring while pitching in extended spring training, also battled an injury to his right shoulder.
- Across his 7 outings with the River Bandits, recorded a 2-1 record with a 3.18 ERA (8 ER in 22.2 IP), while striking out 19 without surrendering a home run.
- After giving up 5 runs across his first 2 games (1 start), he only surrendered three runs over his next 5 games, including a trio of scoreless appearances in July.
- Went 2-0 across four July starts, with a 1.20 ERA (2 ER in 15.0 IP), allowed 10 hits and 5 walks while striking out 11 ... held opponents to a .189 average (10-for-53).

2019

- Spent his first professional season with Burlington (R), going 3-1 with a 2.17 ERA (9 ER in 37.1 IP) over 11 appearances (6 starts) ... among Appalachian League pitchers who worked at least 35.0 innings, he ranked second in ERA and ninth in K/9 (10.37).

CAREER PITCHING

LEAGUE CHAMPIONS

YEAR	CLUB	W	L	ERA	G	GS	CG	SHO	SV	SVO	IP	H	R	ER	HR	HB	BB	SO	WHIP	AVG
2019	Burlington (R)	3	1	2.17	11	6	0	0	0	0	37.1	35	12	9	2	4	11	43	1.23	.246
2020	Did not play (no minor league season)																			
2021	Quad Cities (A+)	2	1	3.18	7	6	0	0	0	0	22.2	35	9	8	0	2	11	19	1.15	.181
2022	Quad Cities (A+)	0	1	5.36	10	10	0	0	0	0	40.1	41	28	24	3	6	24	39	1.61	.261
	NW Arkansas (AA)	0	6	9.00	7	7	0	0	0	0	30.0	43	30	30	6	6	20	25	2.10	.344
2023	NW Arkansas (AA)	3	1	5.87	36	1	0	0	1	2	69.0	62	52	45	4	6	49	77	1.61	.242
MINOR LEAGUE TOTALS (4 SEASONS)		8	10	5.24	71	30	0	0	1	2	199.1	196	131	116	18	24	115	203	1.56	.257

CAREER TRANSACTIONS

OPTION YEARS USED: 0/3

2019: Selected by Kansas City in the 7th round of the June Draft, signed 6/16 ... 2021: Placed on Quad Cities' 7-Day Injured List, 7/29 ... Transferred to the 60-Day Injured List, 8/2 to 11/6 ... 2022: Placed on Northwest Arkansas' 60-Day Injured List, 8/6 to 10/25 ... 2023: Placed on Northwest Arkansas' 7-Day Injured List, 8/3 to 8/12.

CAREER HIGHS

INNINGS: 6.0 - 7/8/22 vs. Tulsa
STRIKEOUTS: 7 - 5/20/22 @ Dayton
WALKS: 6 - 7/26/22 @ Wichita
HITS: 8 (3x) - Last: 7/1/22 @ Amarillo
EARNED RUNS: 9 - 7/16/22 @ Corpus Christi
HOME RUNS: 2 (3x) - Last: 7/16/22 @ Corpus Christi
PITCHES THROWN: 92 - 7/1/22 @ Amarillo

SCORELESS STREAK: 10.0 IP - 7/16/21 to 4/9/22
HOMERLESS STREAK: 58.2 IP - 7/11/19 to 4/9/22



- All three of his wins came as a long reliever: 4.1 innings on July 17 vs. Bluefield (TOR), 3.0 innings on July 29 vs. Elizabethton (MIN) and 3.0 innings on August 11 at Greeneville (CIN) ... posted a 0.55 ERA (1 ER in 16.1 IP) with 20 strikeouts in five outings of the bullpen.
- Over his final 8 appearances of the year (4 starts), went 3-0 with a 1.33 ERA (4 ER in 27.0 IP) ... held the opposition to a .225 average in that span, after they hit .300 (12-for-40) in his first 3 games.
- Over 5 outings (three starts) in July, he went 2-0 with a 1.40 ERA (3 ER in 19.1 IP) with a 1.09 WHIP, .222 opponents' average and 20 strikeouts.

COLLEGE (2017-19)

- Attended the University of Virginia, where he went 8-9 across three seasons and 30 games (25 starts) ... produced a career ERA of 5.73 (74 ER in 125.2 IP) with 103 strikeouts for the Cavaliers (ACC).
- JUNIOR (2019): Primarily a weekend starter for Virginia, starting a team-high 14 games ... went 3-6 with a 6.30 ERA (52 ER in 74.1 IP) and 69 strikeouts and led the Cavaliers in both innings pitched and strikeouts ... tied for the team lead with 4 quality starts and recorded seven or more strikeouts on five different occasions.
- SOPHOMORE (2018): Returned midway through the season after Tommy John surgery the previous May and made 5 appearances (4 starts) and went 2-2 with a 5.40 ERA (8 ER in 13.1 IP).
- FRESHMAN (2017): Named to the ACC All-Freshman Team, appearing in 11 games (seven starts) with a 3-1 record and careerbest 3.32 ERA ... opposing batters hit just .219 against him ... did not pitch after 5/13, undergoing Tommy John Surgery and missing both the end of the 2017 season and the start of 2018.

MISCELLANEOUS

- 2016: Graduated from Colonial Heights High School (Va.), where he played baseball, basketball and volleyball ... twice named Underclass All-American by Perfect Game ... named a 2016 Rawlings and Perfect Game Third-Team All-American, All-Atlantic Region First-Team honoree in 2016 and Conference 25 Player of the Year and All-Region Player of the Year in 2016.
- Named the 2016 Virginia State Player of the Year in volleyball; led CHHS to its first volleyball state championship.
- Was drafted by the Washington Nationals in the 38th round of the 2016 MLB Draft out of high school, but did not sign, instead electing to play collegiately at the University of Virginia.
- Got married in the 2011/22 offseason to his wife Savannah on November 6th, 2021.
- Gave a speech to Granville HS (Ohio) in 2020, where he stressed that he is a big believer in the importance of goal setting, relationship building, personal reflection, and remaining true to oneself.



AUSTIN NOLA



BATS RIGHT

THROWS RIGHT

HEIGHT 6'0"

WEIGHT 197

MLB SERVICE 4.045



CATCHER

OPENING DAY AGE 34

BORN December 28, 1989 in Baton Rouge, Louisiana

RESIDES Scottsdale, Arizona

MLB DEBUT June 16, 2019 (Seattle) 1-for-2, R @ Oakland

MILB DEBUT June 18, 2012 (Jamestown) 0-for-4, BB vs. Mahoning Valley

HIGH SCHOOL Catholic High School (Baton Rouge, Louisiana)

COLLEGE Louisiana State University (Baton Rouge, Louisiana)

DRAFTED Selected by Miami in the 5th round of the 2012 MLB Draft (167th OVERALL)

ACQUIRED February 23, 2024 – Signed by Kansas City as a Major League free agent

CAREER REVIEW

- ✦ **Austin Kyle Nola** is entering his 13th season in professional baseball, his first with the Kansas City Royals organization, after being drafted in 2012 by Miami out of LSU, signed by Seattle in 2019 and traded to San Diego in 2020 ... signed with Milwaukee on a Minor League contract in January 2024, then asked for his release in February and signed with the Royals as a Major League free agent the next day, in February 2024.
- ✦ Drafted as a shortstop out of LSU, Nola played short in the Minors, until transitioning to the catcher position ahead of the 2017 season ... he has made 227 starts as a catcher in the Major Leagues (1989.1 innings) and 177 starts behind the plate in the Minors (1526.0 innings) ... since switching positions, he has also seen time in the field in MLB and MiLB at first base (667.0 innings), second base (123.0 innings), third base (41.0 innings), left field (5.0 innings) and right field (1.0 inning) ... from 2012 to 2016, he played shortstop (3722.0 innings), second base (776.1 innings) and 230.2 innings.
- ✦ Nola has played parts of the last 5 seasons in the Major Leagues, with Seattle (2019 to 2020) and San Diego (2020 to 2023) ... he debuted in June 2019 after parts of 8 seasons in the Minor Leagues with Miami (2012 to 2018) and Seattle (2019) ... his brother **Aaron Nola** has pitched in the big leagues for the Phillies since 2015 and Austin is 2-for-7 (.286) with 2 RBI, a walk and strikeout against Aaron in the Majors.
- ✦ Between 2015 and 2018, appeared in 14 games on the road in Omaha while playing for New Orleans (Marlins Triple-A) ... is a career .347 (17-for-49) hitter with 10 runs batted in and a .940 OPS at Werner Park.

2023 HIGHLIGHTS

- ✦ Opened the year with the Padres in the Major Leagues and appeared in 52 games with San Diego from March 30 to July 15, but slushed just .146/.260/.192 (19-for-130) with 4 extra-base hits (3 doubles, 1 homer) and 8 runs batted in.
- ✦ Was hit by a pitch and fractured his nose in the Padres' Cactus League game on March 19 at Chicago (NL), but returned to baseball activities 2 days later and played another spring training game on March 27 at Seattle, before making San Diego's Opening Day roster.
- ✦ Did not record a hit between May 16 and June 1, a 10-game stretch where he went 0-for-21 with 6 strikeouts, the second-longest hitless streak by a Padre hitter in 2023 and one of two stretches he had of 6+ games without a hit.
- ✦ Optioned to Triple-A on July 18 and appeared in 8 games for the El Paso Chihuahuas (AAA) from July 20 to August 2, going 5-for-27 (.185) with 5 runs and 2 runs batted in ... placed on El Paso's 7-day injured list on September 2 for the duration of the season with oculomotor dysfunction, which impairs the brain's ability to coordinate eye movement.

SEASON-BY-SEASON RUNDOWN

2022

- ✦ Spent the entire year in the Major Leagues with San Diego as the Padres' starting catcher and notched MLB career-highs in games played (110), runs scored (40), hits (87), doubles (15), runs batted in (40), stolen bases (2), walks (34) and total bases (114).
- ✦ Caught a career-high 834.2 innings across a career-high 101 games (94 starts) behind the dish, surpassing his previous career mark from 2021 (399.0 innings caught) ... ranked sixth among National League catchers in innings, total chances (865) and putouts (833), while his .994 fielding percentage ranked seventh in the league ... caught 10 of San Diego's 15 shutout wins in 2022.
- ✦ Among NL catchers, ranked fifth in singles (68), sixth in walks (34), seventh in games (110), eighth in hits (87), ninth in runs (40), doubles (15), runs batted in (40) and total bases (114) and 10th in batting average (.251).
- ✦ On June 24 vs. Philadelphia, drove in the game-winning run off his brother, Aaron, with an RBI single in the sixth inning of a 1-0 Padres win ... first player in the Modern Era (since 1900) to get a game-winning hit off his brother as the only RBI of the game.
- ✦ Reached base in 54 of his last 70 games, hit .277 (59-for-213) from June 10 to October 4 ... had a .302 average (16-for-53) in his last 18 games, from September 7 to October 4.
- ✦ In his second career MLB Postseason, caught 95.0 innings, the most innings by a catcher in Padres' franchise history, surpassing **Carlos Hernandez's** 92.0 innings in the 1998 Postseason, while 11 starts behind the plate were also a single-Postseason franchise high ... collected a hit in each of the first 4 Postseason games, with hits in 7 of his 12 games for a .225 average (9-for-40) with 2 doubles and 5 runs batted in ... in Game 2 of the NLCS, hit an RBI single off his younger brother **Aaron Nola** in the bottom of the 5th inning, finished the day 0-for-2.

2021

- ✦ Spent most of the season in the Major Leagues with San Diego and slashed .272/.340/.376 (47-for-173) over 56 games.
- ✦ Began the season on the 10-day injured list after he fractured the middle finger on his left (catching) hand on March 12 in Spring Training, then recurring swelling delayed his return ... was reinstated from the IL on April 28 but placed on the 10-

AWARDS & HONORS

2018 MiLB Organization All-Star, Miami (NO)

2016 MiLB Organization All-Star, Miami (NO)

2016 AFL Dernel Sports Sportsmanship Award

CAREER HIGHS

HITS: 4 (9x) – Last: 8/3/2021 @ OAKLAND
 RUNS: 3 (11x) – Last: 5/1/22 @ PITTSBURGH
 DOUBLES: 3 – 5/15/14 @ Pensacola
 HOME RUNS: 2 (3x) – Last: 9/5/19 @ HOUSTON
 RUNS BATTED IN: 6 – 5/15/21 vs. ST. LOUIS
 WALKS: 3 (3x) – Last: 4/14/19 vs. Albuquerque
 STEALS: 3 – 6/15/14 vs. Tennessee

HIT STREAK: 17 Games – 6/15/14 to 7/5/14
 ON-BASE STREAK: 20 Games – 7/5/13 to 7/28/13



- ✦ day IL a month later on May 28 with a left knee sprain ... landed back on the IL on September 24 with a left thumb strain (sustained a sore left thumb and wrist on September 21 @ San Francisco), then transferred to the 60-day IL on October 1.
- ✦ Made a rehab stint with the El Paso Chihuahuas (AAA) between July 9 and 20 and hit .303 (10-for-33) with a .834 OPS over 11 games.
- ✦ From August 1 through the end of the season, led Padres hitters with a .301 average (34-for-113), among those with at least 30 games played in that time (Nola: 33 games).

2020

- ✦ Opened the COVID-shortened Major League season with Seattle, but was traded to San Diego on August 30, where he ended the season ... between the Padres and Mariners, slashed .273/.353/.472 (44-for-161) over 48 games (of a 60-game schedule).
- ✦ Acquired by the Padres prior to the trade deadline as one of San Diego's 6 deals pre-deadline ... traded with RHP **Austin Adams** and RHP **Dan Altavilla** in exchange for **C Luis Torrens**, INF **Ty France**, OF **Taylor Trammell** and RHP **Andres Muñoz** ... 45 minutes after Nola was traded to the Padres from the Mariners, San Diego acquired **C Jason Castro** from the Angels, after a game where Seattle and Los Angeles played each other, so Nola and Castro traveled to Denver together to join the Padres for a series against the Rockies.
- ✦ Caught shutouts in 4 of his first 8 starts behind the plate for San Diego, each with a different starting pitcher ... the Padres had 1 shutout prior to Nola's arrival.
- ✦ In total, 44 starts at catcher were the second-most in Major League baseball behind **Martin Maldonado's** 47 games with the Astros.
- ✦ Made his 1st career MLB Postseason appearances, catching all 6 games (5 starts) in the Wild Card Round vs. St. Louis and the NLDS vs. Los Angeles ... caught 48.0 innings without making a single error or allowing a pass ball (46 total chances) ... hit .118 (2-for-17) with 3 runs batted in and 4 walks.

2019

- ✦ Signed with Seattle as a Minor League free agent in January and started the year with the Tacoma Rainiers (AAA) and played 55 games in Triple-A before earning his first MLB call-up in mid-June and finishing the year in the big leagues with the Mariners.
- ✦ When Seattle selected his contract from Triple-A on June 16, was hitting .327 (64-for-196) with a .935 OPS for Tacoma ... hit over .380 in both April (.382 average, 1.174 OPS) and June (.385 average, 1.082 OPS).
- ✦ Saw Major League game time at 6 different positions, recording a .998 fielding percentage (500 total chances, 1 error) over 87 appearances ... saw the most game time at first base (59 games, 44 starts) and made his only professional appearances in left field (1 game) and right field (1 game started).
- ✦ 1 of 3 Seattle rookies to record at least 10 doubles and 10 home runs in fewer than 250 at-bats, joining **Jay Buhner** in 1988 (192 AB, 13 2B, 10 HR) and **José Cruz Jr.** in 1997 (183 AB, 12 2B, 12 HR).
- ✦ Hit his first MLB home run on June 28 @ Houston off **Wade Miley** ... 9 of his 10 home runs on the road, with a .284 average (33-for-116) and .916 OPS on the road, the best road OPS by a Mariners rookie in club history (min. 100 road PA).
- ✦ Hit 10 home runs in 70 games with the Mariners, while his brother **Aaron Nola** went 12-7 in 34 starts with the Phillies ... Austin and Aaron became the first set of brothers to record 10 homers and 10 wins in a season since **George Brett's** Royals (22 HR) and **Ken Brett's** White Sox/Angels (13 W) in 1977.

AUSTIN NOLA (CONT.)

2018

- Designated for assignment before the season and sent outright to Triple-A, then spent the year between with the New Orleans Baby Cakes (AAA) ... slashed .279/.370/.376 (63-for-226) with 32 runs batted in over 69 games, named a Marlins MiLB.com Organization All-Star for the second time in his career, this time at catcher.
- Saw success at the plate to start the season, hitting .305 (43-for-141) with a .797 OPS over 42 games between April and June ... over his final 27 games, from July 1 to September 2, hit just .235 (20-for-85) with a .662 OPS.

2017

- In his first season as a catcher, split the year between the Jacksonville Jumbo Shrimp (AA) and New Orleans Baby Cakes (AAA), combined to slash .233/.330/.311 (60-for-257) over 83 games ... was added to the 40-man roster in November 2016, but did not appear in the Major Leagues in 2017.
- Was Jacksonville's primary catcher to start the season and hit .315 (17-for-54) in 17 games in June before returning to Triple-A New Orleans at the start of July, where he ended the season and served as the backup catcher.

2016

- Spent the entire year with the New Orleans Zephyrs (AAA) and slashed .261/.308/.376 (97-for-372) over 113 games, with at least 15 starts at each second base, third base and shortstop ... named a Marlins MiLB.com Organization All-Star.
- Produced the first 2-homer game of his career in his fourth game of the season, on April 10 @ Omaha (KC), going 2-for-3 with 3 runs scored and 3 runs batted in.
- Following the season, was assigned to the Arizona Fall League, where he played 8 games for the Mesa Solar Sox and began converting from an infielder to a catcher ... received the AFL Derrnell Stenson Sportsmanship Award, honoring the player who "best exemplified unselfishness, hard work and leadership."

2015

- Split the year between the Jacksonville Suns (AA) and New Orleans Zephyrs (AAA), combined to slash .242/.316/.309 (112-for-463) over 130 games, with 92 starts at shortstop and 33 starts at second base.
- Earned his first promotion to Triple-A on June 28 and went 0-for-12 over his first 3 games, but subsequently went 8-for-19 over his next 3 games, including a 4-for-5 game on July 4 vs. Iowa (CHC).
- Hit .330 (33-for-100) with a .777 OPS over 27 games in July, with 6 doubles, 8 runs batted in and 8 walks ... had 11 multi-hit games, of 18 games with a hit.

2014

- Spent the entire season with the Jacksonville Suns (AA) and slashed .259/.368/.327 (129-for-499) over 134 games with 121 starts at shortstop ... tied for the Southern League in walks (77) and ranked eighth in the league in hits (129).
- Opened the season cold, with a .209 average (10-for-91) and .574 OPS through his first 21 games, but hit his stride in May and hit .330 (68-for-206) with a .871 OPS over a 53-game and two-month stretch from May 5 to July 5 ... hit .211 (42-for-199) with a .574 OPS over 33 games from July 6 through the end of the regular season on September 1.
- Hit safely in a career-best 17 straight games from June 15 to July 5, hitting .413 (31-for-75) in that span with a 1.014 OPS.
- Helped Jacksonville to the Southern League championship by going 3-for-9 (.333) with 5 runs scored, 2 runs batted in and 6 walks in the 3-game Championship series.

2013

- Spent the entire year with the Jupiter Hammerheads (A+) and slashed .232/.000/.000 (96-for-413) over 124 games, with 117 starts at shortstop.
- Compiled a career-best 20-game on-base streak from July 5 to 28, where he hit .271 (16-for-59) with 16 walks for a .429 on-base percentage.
- Between April, May and June, hit .256 (64-for-250) with 31 runs batted in and a .693 OPS over 72 games ... over his final 52 games, from July 1 through August 30, hit just .196 (32-for-163) with 9 runs batted in and a .556 OPS.

2012

- Split the season between the Jamestown Jammers (A-) and Greensboro Grasshoppers (A), combined to slash .211/.305/.268 (48-for-228) with 18 runs batted in over 65 games, with most of his playing time at shortstop.
- On July 4, was promoted from the short-season New York-Penn League to the Class-A South Atlantic League, where he ended the season ... went 6-for-19 (.316) with a .759 OPS over 6 games in the SAL Playoffs, but Greensboro fell to Asheville in the Championship Series.

COLLEGE (2009-12)

- Graduated from Louisiana State University in 2012 with a sport administration major, where he played 4 seasons as the starting shortstop for the Tigers (Southeastern Conference) and won the 2009 College World Series Championship.
- SENIOR (2012):** Was teammates with his younger brother, Aaron Nola, and received the Wally Pottorf Academic Achievement Award as LSU baseball's top scholar athlete ... named Most Outstanding Player of NCAA Baton Rouge Regional.
- JUNIOR (2011):** Started all 56 games at shortstop, hitting .296 (58-for-196) with 13 doubles, 2 triples, 2 homers and 42 runs batted in ... drafted by Toronto in the 31st round of the 2011 MLB Draft, but opted to return to LSU for his senior season.
- SOPHOMORE (2010):** Started all 53 games at shortstop and was named 2nd-Team All-SEC and SEC Tournament Most Valuable Player in 2010.
- FRESHMAN (2009):** Became LSU's starting shortstop 40 games into the season and appeared in 50 games (36 starts) for the eventual 2009 College World Series Champions ... hit .250 (5-for-20) in the CWS with a double, a homer and 4 runs scored, with a solo homer on June 15 vs. Arkansas ... 2009 CWS at Johnny Rosenblatt Stadium featured future major MLB players including Dustin Adley and Kyle Seager (North Carolina), DJ LeMahieu (LSU) and Kole Calhoun (Arizona State), amongst others.
- Played two summers (2010 and 2011) for the Harwich Mariners in the Cape Cod League ... teammates in 2011 with former Storm Chasers Billy Burns, Eddie Butler and Jacoby Jones.

MISCELLANEOUS

- 2008:** Graduated from Catholic High School (La.), where he was named the 2008 Louisiana Gatorade Player of the Year, as well as the Louisville Slugger State Player of the Year ... made the varsity team as a freshman.
- Has been selected in the First Year Player Draft three times ... drafted by Colorado in the 48th round of the 2008 MLB Draft (1,445th overall) out of high school, but elected to attend college at LSU ... drafted by Toronto in the 31st round of the 2011 MLB Draft (949th overall) after his third year at LSU, but decided not to sign and returned for his senior year to finish his collegiate career ... drafted by Miami in the 5th round of the 2012 MLB Draft, where he signed and began his professional career.
- Paternal grandfather, Richard Barrios, was the Louisiana House of Representatives sergeant at arms.

CAREER BATTING

➔ REHAB ASSIGNMENT

👉 LEAGUE CHAMPIONS

YEAR	CLUB	AVG	G	AB	R	H	TB	2B	3B	HR	RBI	BB	IBB	SO	SB	CS	OBP	SLG	OPS
2012	Jamestown (A-)	.189	15	53	2	10	10	0	0	0	2	7	0	3	0	1	.279	.189	.468
	Greensboro (A)	.217	50	175	20	38	51	10	1	16	24	0	26	5	2	313	.291	.604	
2013	Jupiter (A+)	.232	124	413	39	96	127	22	3	1	40	54	0	92	6	3	.331	.308	.639
2014	Jacksonville (AA) 👉	.259	134	499	68	129	163	21	5	1	53	77	2	94	8	5	.368	.327	.695
2015	Jacksonville (AA)	.211	69	256	26	54	72	13	1	1	26	27	0	50	0	0	.286	.281	.567
	New Orleans (AAA)	.280	61	207	18	58	71	11	1	0	18	22	2	40	0	1	.355	.343	.698
2016	New Orleans (AAA)	.261	113	372	34	97	140	23	1	6	44	24	1	56	4	1	.308	.376	.684
	Jacksonville (AA)	.250	54	168	21	42	55	7	0	2	25	25	2	26	3	2	.352	.327	.679
2017	New Orleans (AAA)	.202	29	89	7	18	25	4	0	1	6	10	4	16	0	0	.287	.281	.568
2018	New Orleans (AAA)	.279	69	226	26	63	85	16	0	2	32	27	0	43	2	0	.370	.376	.746
2019	Tacoma (AAA)	.327	55	196	36	64	102	15	1	7	37	29	0	40	4	1	.415	.520	.935
	SEATTLE	.269	79	238	37	64	108	12	1	10	31	23	1	63	1	0	.342	.454	.796
2020	SEATTLE	.306	29	98	15	30	52	5	1	5	19	9	1	17	0	0	.373	.531	.904
	SAN DIEGO	.222	19	63	9	14	24	4	0	2	9	9	0	17	0	0	.324	.381	.705
2021	El Paso (AAA) +	.303	11	33	3	10	14	1	0	1	4	5	0	7	0	0	.410	.424	.834
	SAN DIEGO	.272	56	173	15	47	65	12	0	2	29	14	0	19	0	1	.340	.376	.716
2022	SAN DIEGO	.251	110	347	40	87	114	15	0	4	40	34	1	60	2	1	.321	.329	.650
2023	El Paso (AAA)	.185	8	27	5	5	6	1	0	0	2	3	0	8	0	0	.267	.222	.489
	SAN DIEGO	.146	52	130	9	19	25	3	0	1	8	18	0	31	0	0	.260	.192	.452
MAJOR LEAGUE TOTALS (5 SEASONS)		.249	345	1,049	125	261	388	51	2	24	136	107	3	207	3	2	.326	.370	.696
MINOR LEAGUE TOTALS (10 SEASONS)		.252	792	2,714	305	684	921	144	12	23	305	334	9	501	32	16	.340	.339	.679

CAREER TRANSACTIONS

OPTION YEARS USED: 2/3

- 2012:** Selected by Miami in the 5th round of the June Draft, signed 6/12 ... **2016:** Contract selected by Miami, 11/18 ...
- 2018:** Designated for assignment by Miami, 3/29 ... **2019:** Signed by Seattle as a minor league free agent, 1/24 ... Contract selected by Seattle, 6/16 ... **2021:** Placed on San Diego's 7-Day Injured List, 4/1 to 4/28 ... Placed on San Diego's 7-Day Injured List, 5/28 to 7/22 (Left knee sprain) ... Placed on San Diego's 7-Day Injured List, 9/24 (Left thumb strain) ... transferred to the 60-Day Injured List, 10/1 to 11/6 ... **2023:** Placed on El Paso's 7-Day Injured List, 9/2 to 9/24 ... **2024:** Signed by Milwaukee as a Minor League free agent, 1/5 ... Released by Milwaukee, 2/22 ... Signed by Kansas City as a Major League free agent, 2/23.

STORM CHASERS ORGANIZATION

2024 OMAHA STORM CHASERS

2023 SEASON IN REVIEW

PLAYER & COACH DATABASE

HISTORY & RECORDS

INTERNATIONAL LEAGUE

ROYALS ORGANIZATION

GENERAL INFORMATION



WALTER PENNINGTON



BATS LEFT / THROWS LEFT / HEIGHT 6'2" / WEIGHT 205 / MLB SERVICE 0.000



LEFT-HANDED PITCHER

OPENING DAY AGE 25

BORN April 14, 1998 in Broomfield, Colorado

RESIDES Broomfield, Colorado

MILB DEBUT May 7, 2021 (Columbia) 1.1 IP, 1 H, 0 ER, 2 K @ Augusta

HIGH SCHOOL Broomfield High School (Broomfield, Colorado)

COLLEGE Colorado School of Mines (Golden, Colorado)

ACQUIRED August 24, 2020 – Signed by Kansas City as an undrafted free agent

CAREER REVIEW

- Walter Carlton Pennington is entering his 4th year in professional baseball, after signing with the Royals as an undrafted free agent in the summer of 2020 ... reached Triple-A for the first time last season and finished the year with Omaha.
- Has worked as a reliever almost exclusively in his professional career, outside a pair of opener starts (one in each of the last two seasons).
- Since the start of the 2021 season, his 110 appearances are the 4th-most of any Kansas City Minor League arm ... a 3.96 ERA in that timeframe ranks as the 3rd-best among Royals Minor League pitchers with at least 150.0 innings pitched and a 0.59 HR/9 is the 2nd-best.

2023 HIGHLIGHTS

- Opened the season with NW Arkansas (AA) and pitched 9.2 scoreless innings with 11 strikeouts across 8 relief outings, allowed 4 hits and 4 walks for a 0.83 WHIP and .129 opponents' average.
- Assigned to Omaha (AAA) on May 3 and made his Triple-A debut May 5 vs. Louisville (CIN), struck out his first 2 batters in a perfect 7th inning ... after allowing 4 ER on May 9 @ Scranton/WB (NY), produced a season-best 8.1 inning scoreless streak between May 13 and May 24.
- Ended the season as Omaha's team leader in wins (7), ranked 2nd in game pitched (41), tied 4th in strikeouts (64) and tied 6th in innings pitched (61.0 IP).
- Did not allow an earned run in 23 of his 41 outings with the Storm Chasers and allowed more than 1 earned run only 5 times.
- Had 6 appearances that lasted exactly 3.0 innings, including an opener start on August 25 vs. St. Paul (MIN) ... also had 11 outings of less than 1.0 inning.
- Struck out all 4 batters he faced in the 8th inning on August 22 vs. St. Paul (MIN), just the third Omaha pitcher since 2005 to record a 4-strikeout inning (the third batter reached on a dropped 3rd strike/wild pitch).

SEASON-BY-SEASON RUNDOWN

2022

- Began the season with Quad Cities (A+) but was promoted to NW Arkansas (AA) on April 21 after three scoreless outings and remained with the Naturals through the end of the season ... spent two weeks on the Injured List, August 18 and September 1.
- Earned decisions in 5 of his first 6 Double-A outings, earning three wins and one save, while taking one loss.
- Allowed a maximum of one earned run in 20 of 33 outings with the Naturals, including 13 scoreless appearances ... 25 of his 33 games pitched lasted longer than 1.0 inning, including 20 outings in which he pitched 2.0 innings or more.
- Made his first and only career start on June 22 @ Springfield (STL), as he allowed one earned run over 3.0 innings and struck out three, throwing a season-high 58 pitches.
- After the end of the Minor League season, was assigned to the Arizona Fall League's Surprise Saguaros, where he pitched in 8 games (2 starts) and struck out 10 batters over 9.1 innings for the AFL Champions ... held opposing hitters to a .206 batting average (7-for-34) ... 6 of his 8 appearances with the Sags were scoreless.

2021

- Began the season with Columbia (A) and pitched for the Fireflies into early August, before being placed on the 7-Day Injured List on August 14 ... assigned to the Arizona Complex League Royals Blue (R) on September 7 for a rehab assignment and finished his season with two appearances in the ACL.
- Combined between the Fireflies and ACL Royals, went 3-3-0 over 25 relief appearances, with a 3.32 ERA (16 ER in 43.1 IP) and 40 strikeouts ... led Columbia with 4 saves.
- Began his professional career with 6.1 scoreless innings, allowed only three hits with five strikeouts from May 7 to May 18 ... over the first two months of his pro career, went 2-1 in 13 outings with a 1.69 ERA (4 ER in 21.1 IP) with 27 strikeouts to just 4 walks.

CAREER PITCHING

YEAR	CLUB	W	L	ERA	G	GS	CG	SHO	SV	SVO	IP	H	R	ER	HR	HB	BB	SO	WHIP	AVG
2020	Did not play (no minor league season)																			
2021	ACL Royals Blue (R)	0	0	4.91	2	0	0	0	0	0	3.2	2	2	2	1	0	1	3	0.82	.154
	Columbia (A)	3	3	3.18	23	0	0	0	4	5	39.2	36	15	14	2	4	14	37	1.26	.240
2022	Quad Cities (A+)	0	0	0.00	3	0	0	0	1	1	5.2	2	0	0	0	0	1	9	0.53	.111
	NW Arkansas (AA)	6	3	5.66	33	1	0	0	2	3	62.0	75	47	39	4	4	29	52	1.68	.310
2023	NW Arkansas (AA)	0	0	0.00	8	0	0	0	1	1	9.2	4	0	0	0	0	4	11	0.83	.129
	Omaha (AAA)	7	2	3.69	41	1	0	0	0	1	61.0	52	31	25	5	1	31	64	1.36	.234
MINOR LEAGUE TOTALS (3 SEASONS)		16	8	3.96	110	2	0	0	8	11	181.2	171	95	80	12	9	80	176	1.38	.253

CAREER TRANSACTIONS

2020: Signed by Kansas City as a non-drafted free agent, 8/24 ... 2021: Placed on Columbia's 7-Day Injured List, 8/14 to 10/15 ... 2022: Placed on Northwest Arkansas' 7-Day Injured List, 8/18 to 9/1.

OPTION YEARS USED: 0/3

CAREER HIGHS

INNINGS: 3.2 – 7/16/21 @ Myrtle Beach
STRIKEOUTS: 5 (3x) – Last: 9/6/23 @ Iowa
WALKS: 4 (3x) – Last: 8/17/22 vs. San Antonio
HITS: 5 (3x) – Last: 8/13/22 @ Arkansas
EARNED RUNS: 6 – 8/17/22 vs. San Antonio
HOME RUNS: 2 – 7/11/21 vs. Charleston
PITCHES THROWN: 58 – 6/22/22 vs. Springfield

SCORELESS STREAK: 15.2 IP – 9/3/22 to 5/5/23
HOMERLESS STREAK: 35.1 IP – 5/13/23 to 8/8/23



- 14 of his 25 total appearances were scoreless, with only three games where he allowed more than one run ... in 14 of his 25 outings, held his opponent to zero or one hit.

2020

- After graduating from the Colorado School of Mines, signed a free agent contract with the Kansas City Royals on August 24, 2020.
- Was granted an extra year of eligibility by the NCAA and intended to return for grad school and pitch in 2021 for Mines ... played for the Colorado Cyclones at the amateur National Baseball Congress World Series in Wichita, Kansas, where he was scouted and soon signed by the Royals as an undrafted free agent.

COLLEGE (2018-2020)

- Attended the Colorado School of Mines, where he pitched in 51 games (30 starts) and went 24-10 with a 4.73 ERA (118 ER in 224.2 IP) with 216 strikeouts ... pitched out of the bullpen for the Orediggers (NCAA D2 Rocky Mountain Athletic Conference) his first two seasons, also serving as a two-way player before moving to the starting rotation for his junior and senior seasons.
- Named to the CoSIDA Academic All-American First-Team in 2020 and Second-Team in 2019 ... 2020 Rocky Mountain Athletic Conference (RMAC) Academic Player of the Year ... Recognized in 2019 on the NCBWA Second-Team All-Region and Second-Team All-RMAC ... in 2018, named to the D2CCA Second-Team All-Region Utility, an Honorable Mention All-RMAC Pitcher and Honorable Mention All-RMAC Designated Hitter.
- As a hitter, slashed .288/.421/.721 (32-for-111) across his first four seasons, including 111 home runs and 31 runs batted in during his sophomore season in 2018 ... as a freshman in 2017, hit .444 (4-for-9) with two triples and three runs batted in.
- Served as the Mines' ace in the rotation as a Junior in 2019, finishing his junior season with a 10-3 record in 14 starts, ranked 11th in the nation in total victories.
- Graduated with a degree in mechanical engineering ... was unsure on if he would get the chance to play professional baseball coming out of high school, so he decided to attend Colorado School of Mines so he could earn a good degree as well ... enjoyed math and science in high school and wanted to have backup plan outside of baseball.

MISCELLANEOUS

- 2016: Graduated from Broomfield High School, where he excelled as a pitcher and outfielder ... pitched 42.0 innings and posted a 0.83 ERA (allowed just five earned runs) with 48 strikeouts and only nine walks his senior season ... also lettered in basketball and graduated with a 4.0 GPA.
- Participated in the 2016 Colorado High School Futures game at Coors Field and considers that as one of his favorite baseball memories, having grown up a Colorado Rockies fan and idolizing players like Todd Helton as a kid.
- Married his wife Brie in December 2022 and had his first child (a daughter, Ellie) in October 2023.



LOGAN PORTER



STORM CHASERS ORGANIZATION

2024 OMAHA STORM CHASERS

2023 SEASON IN REVIEW

PLAYER & COACH DATABASE

HISTORY & RECORDS

INTERNATIONAL LEAGUE

ROYALS ORGANIZATION

GENERAL INFORMATION

BATS RIGHT / THROWS RIGHT / HEIGHT 6'0" / WEIGHT 200 / MLB SERVICE 0.021

CATCHER

OPENING DAY AGE 28

BORN July 12, 1995 in Phoenix, Arizona

RESIDES Surprise, Arizona

MLB DEBUT September 12, 2013 (Kansas City) 2-for-4, 2 RBI @ Chicago (AL)

MILB DEBUT June 23, 2018 (Surprise) 1-for-3, 2B, 2 RBI vs. AZL Dodgers

HIGH SCHOOL Valley Vista High School (Surprise, Arizona)

COLLEGE Northwestern Oklahoma State University (Alva, Oklahoma) / Dixie State University (St. George, Utah)

SIGNED June 18, 2018 - Signed by Kansas City as an Non-drafted free agent

ACQUIRED November 18, 2023 - Signed by Kansas City as a Minor League free agent

CAREER REVIEW

- Logan Porter is entering his 6th season in professional baseball, after signing as a non-drafted free agent in 2018 ... has spent parts of the past two seasons in Omaha and made his Major League debut with the Royals in September 2023.
- Since reaching full-season ball in 2021, Porter's 192 walks are the most of any Royals Minor League hitter ... his .386 OBP is the second-highest among players with at least 500 plate appearances.
- Porter's career playing time in the Minor Leagues has been split fairly evenly between catcher (1352.0 innings) and first base (1232.2 innings), with a handful of games at third base as well (56.2 innings) ... has caught 20% of runners attempting to steal (39-for-191) over 164 games behind the plate in his MiLB career.

2023 HIGHLIGHTS

- Opened the season with Omaha and reached base in 87 of 108 games played (80.6%) for the Storm Chasers with hits in 66 of 108 games (61%).
- Reached base in 30 straight games from May 24 to July 5, a span where he slashed .302/.433/.377 (32-for-106), a career-best streak and the longest for Omaha in 2023.
- Connected for 6 home runs over 17 games in the month of April, then hit just 1 over his next 47 games, from May 1 to July 4 ... hit 3 more in a 6-game span, from July 5 to 15.
- Caught the second-most innings of any International League backstop in 2023 (662.2 innings) and had the second-most steal attempts on him (99) ... made a team-best 74 starts at catcher in 2023, the most time spent at catcher in a single season since Francisco Peña caught 745.1 innings as the Storm Chasers catcher in 2015.
- Had his contract selected by the Royals on September 11 and ended the year in the big leagues ... appeared in 11 of Kansas City's final 18 games with 9 starts at catcher, including his MLB debut on September 12 @ Chicago (AL), where he went 2-for-4 with 2 RBI ... hit his first MLB homer in his second game, on September 16 vs. Houston ... DFA'd when the season ended, re-signed to an MiLB deal in November.

SEASON-BY-SEASON RUNDOWN

2022

- Split his season between NW Arkansas (AA) and Omaha, called up to Triple-A on August 9 ... combined to hit .301 (112-for-372) with 26 doubles, 13 home runs and a career-high 62 runs batted in, also drawing a career-high 87 walks en route to being named an MiLB Organization All-Star at catcher, first base.
- Among qualified full-season Minor League hitters, ranked third in on-base percentage (.442) ... among hitters with at least 300 plate appearances this season, he ranked second in the Texas League and Double-A hitters in on-base percentage (.437).
- Among qualified Royals Minor League hitters, his .442 on-base percentage ranked first in the system, while second in OPS (.918), third in batting average (.301) and fifth in slugging percentage (.476) ... his 87 walks were the most in the system.
- Largely caught for NWA with 36 starts behind the plate (306.2 innings), but also made 20 starts at first base (172.2 innings) and a career-high 6 starts at third base (53.0 innings) ... all 33 of his starts with Omaha came at first base (281.1 innings).

2021

- Spent the entire year with Quad Cities (A+) and slashed .241/.368/.451 (62-for-257) in 77 games, with 25 extra-base hits (14 homers) and 45 runs batted in ... named a High-A Central post-season All-Star at catcher, one of five River Bandits.
- Produced a pair of 2-homer games, both at Beloit (MIA) on June 26 and July 14.
- Hit a walk-off home run in the bottom of the 9th on September 25 vs. Cedar Rapids in a 2-1 win in Game 4 of the High-A Central Championship Series to force Game 5.

CAREER BATTING

YEAR	CLUB	AVG	G	AB	R	H	TB	2B	3B	HR	RBI	BB	IBB	SO	OB	CS	OBP	SLG	OPS
2018	Surprise (R)	.317	34	101	14	32	48	11	1	1	16	19	1	22	0	0	.448	.475	.923
	NW Arkansas (AA)	.000	1	1	0	0	0	0	0	0	0	0	0	0	0	0	.000	.000	.000
2019	Burlington (R)	.352	44	145	26	51	94	14	1	9	37	31	0	34	0	0	.481	.648	1.129
2020 <small>Did not play (no minor league season)</small>																			
2021	Quad Cities (A+)	.241	77	257	53	62	116	10	1	14	45	45	0	81	1	0	.368	.451	.819
2022	NW Arkansas (AA)	.301	77	259	46	78	126	18	0	10	45	59	1	73	0	2	.437	.486	.923
	Omaha (AAA)	.301	35	113	19	34	51	8	0	3	17	28	0	30	0	0	.452	.451	.903
2023	Omaha (AAA)	.232	110	379	52	88	143	16	0	13	48	60	0	113	1	1	.339	.377	.716
	KANSAS CITY	.194	11	31	4	6	10	1	0	1	3	5	0	11	0	0	.324	.323	.647
MAJOR LEAGUE TOTALS (1 SEASON)		.194	11	31	4	6	10	1	0	1	3	5	0	11	0	0	.324	.323	.647
MINOR LEAGUE TOTALS (5 SEASONS)		.275	378	1,255	210	345	578	77	3	50	208	242	2	353	2	3	.402	.461	.863

LEAGUE CHAMPIONS

AWARDS & HONORS

2023 MiLB Organization All-Star, C (OMA)

2022 MiLB Organization All-Star, 1B (NWA/OMA)

2021 High-A Central Postseason All-Star, C (QC)

2019 Appalachian League Batting Champion (BUR)

2019 Appalachian League Postseason All-Star (BUR)

CAREER HIGHS

HITS: 4 - 8/6/19 @ Johnson City

RUNS: 3 (6x) - Last: 8/22/23 vs. St. Paul

DOUBLES: 2 (10x) - Last: 6/16/23 vs. Columbus

HOME RUNS: 2 (3x) - Last: 4/5/23 vs. Toledo

RUNS BATTED IN: 4 (2x) - Last: 8/10/21 vs. Beloit

WALKS: 3 (8x) - Last: 6/14/23 vs. Columbus

STEALS: 1 (2x) - Last: 6/18/23 vs. Columbus

HIT STREAK: 9 Games (2x) - Last: 6/20/23 to 7/2/23

ON-BASE STREAK: 30 Games - 5/24/23 to 7/5/23

2019

- Spent the season with Burlington (R) in the Appalachian League and led the league in batting average (.352), on-base percentage (.481), slugging percentage (.648) and OPS (1.130), ranked tied for fourth in walks (31) and tied for sixth in home runs (9).
- Named an Appalachian League postseason All-Star, as well as the MiLB.com Appalachian League Player of the Month for July, where he slashed .382/.520/.724 (29-for-76) with six homers and 17 runs batted in over 24 games that month.

2018

- Made his professional debut with Surprise (R) in the Arizona Rookie League, slashing .317/.448/.475 (32-for-101) across 34 games ... led the team with his .317 batting average (minimum 100 at-bats) ... reached base in 29 of 34 games played.
- Assigned to Northwest Arkansas (AA) on September 1 after the AZL season concluded, entered the game as a pinch-hitter on September 3 vs. Arkansas (SEA).

COLLEGE (2015-2018)

- Began his collegiate career at Northwestern Oklahoma State University (NCAA D2) for two years before transferring to Dixie State University for his junior and senior seasons.
- JUNIOR/SENIOR (2017-18): Transferred to Dixie State (now Utah Tech), where he was a finalist for the Josh Willingham National MVP Award as a junior, after he hit .276 with a Pac West-leading 18 doubles and a Dixie State single-season record 72 RBI.
- FRESHMAN/SOPHOMORE (2015-16): Played two seasons for the Northwest Oklahoma State Rangers and was named second team All-Great American Conference and both NSU Freshman (2015) and Sophomore (2016) Athlete of the Year.

MISCELLANEOUS

- 2014: Graduated from Valley Vista High School (Arizona), where he was a two-time First Team All-Region selection and hit .398 as a senior.
- Grew up down the street from Surprise Stadium, was a clubbie for the AZL Royals the summer of 2011 while in high school, also caught bullpens for the team.

CAREER TRANSACTIONS

OPTION YEARS USED: 0/3

2018: Signed by Kansas City as a non-drafted free agent, 6/18 ... 2023: Contract selected by Kansas City, 9/12 ... Designated for Assignment by Kansas City, 11/14 ... Signed by Kansas City as a minor league free agent, 11/18.



NICK PRATTO

paw-to-h



BATS LEFT / **THROWS LEFT** / **HEIGHT 6'11"** / **WEIGHT 225** / **MLB SERVICE 1.067**



INFIELDER/OUTFIELDER

OPENING DAY AGE 25

BORN October 6, 1998 in Huntington Beach, California

RESIDES Huntington Beach, California

MLB DEBUT June 25, 2017 (Surprise) 0-for-3, BB vs. AZL Rangers **MLB DEBUT** July 14, 2022 (Kansas City) 0-for-3, BB @ Toronto

HIGH SCHOOL Huntington Beach High School (Huntington Beach, California)

ACQUIRED Selected by Kansas City in the 1st round of the 2017 MLB Draft (14th OVERALL)

CAREER REVIEW

- Nicholas Michael Pratto is entering his 7th season in professional baseball, after being drafted by the Royals 14th overall in 2017 ... he has spent parts of the past three seasons in Omaha and made his Major League debut in July 2022.
- Since being drafted in 2017, Pratto's 2,289 plate appearances in the Minor Leagues are the second-most of anyone in the Royals organization (behind **Brewer Hicklen's** 2,323) ... in that timespan, he ranks second in the organization in doubles (111), third in hits (472) and third in runs scored (278).
- Pratto was exclusively a first baseman for the first three years of his career, before beginning to sporadically play the outfield in 2021 ... since 2017, he's logged 4191.1 innings at first base, 138.0 innings in left field and 90.0 innings in right field ... in the Major Leagues, he's played 906.0 innings at first, 173.0 innings in left field and 42.0 innings right field.

2023 HIGHLIGHTS

- Optioned to Triple-A on March 22 and opened the year with Omaha ... played 19 games over 2 stints in March and April, recalled for a day April 6, then again April 28.
- Both home runs with Omaha in April came in at home series vs. Gwinnett (ATL) from April 18-23, with 5 of his 8 RBI of the month coming in this series as well.
- After being recalled to Kansas City on April 28, played in 78 games before he was placed on the 10-Day Injured List on July 28 with a left groin strain.
- Sent to Omaha on rehab assignment on August 17 and played 12 games over two rehab stints ... hit .214 (9-for-42) ... hit 2 home runs and drove in 5 runs on September 1 vs. Louisville (CIN).
- Activated from Kansas City's Injured List on September 8 and finished the year with the Royals, started 13 of the final 21 games at first base ... hit just .200 (9-for-45) once activated from the injured list with 26 strikeouts and no walks (56% K%) but ended the season with a 2-hit game on October 1 vs. New York (AL).
- Slashed .300/.391/.462 (30-for-130) over his first 38 games (April 5 to June 9), but slashed .182/.242/.273 (32-for-176) over his final 57 games (June 10 to October 1).
- Finished the season as Kansas City's team leader in games played at first base, with 78 games (64 starts) and 565.2 innings, the 7th-most of any Royal at a single position in 2023.

SEASON-BY-SEASON RUNDOWN

2022

- Spent most of the season with Omaha (AAA), playing 82 games with the Storm Chasers while also appearing in 49 games with Kansas City across two stints.
- Over 49 games in the majors with the Royals, slashed .184/.271/.386 (29-for-158) with seven home runs, 20 runs batted in and 19 walks ... made starts at first base (39), left field (6) and right field (1).
- Earned his first big league call up for Kansas City's series in Toronto from July 14 to 17 ... was recalled again after the All-Star break without playing in another Triple-A game, from July 22 to September 17 before he was optioned back to Omaha to end the season.
- Made his Major League debut on July 14 in Toronto, going 0-for-3 with a walk as the Royals' starting first baseman in a 3-1 win over the Blue Jays at the Rogers Centre.
- Collected his first career hit a day after his debut on July 15 with a 5th inning single off **Alek Manoah**, in what ended up being a two-hit game... hit his first Major League home run in the series finale on July 17, a solo homer to right field off **José Berrios** to lead off the second inning.
- Recorded his first MLB walk-off hit on August 6 vs. Boston ... a two-out, solo homer in the 9th inning off **Garrett Whitlock** ... the first Royals rookie with a walk-off homer since **Hunter Dozier** on August 24, 2018 vs. Cleveland.
- Recorded his first multi-homer game in the majors on August 30, going 4-for-5 on the road against the White Sox, with two home runs (solo homers in 2nd and 4th innings) and three runs batted in ... the game marked his fourth straight with multiple runs batted in, totaling 10 RBI between August 26 and 30, the longest such streak by a rookie in Royals history.
- At the time of his call-up to Kansas City from Omaha, was slashing .240/.374/.484 (66-for-275) over 74 games with 17 home runs 47 runs batted in ... also ranked second in the organization at the time in home runs and was third in the International League with 55 runs scored.
- Compiled a season-high 14-game on-streak between June 16 and July 2 with a .435 on-base percentage (16 hits and 12 walks) ... reached base in 25 of 26 games for Omaha between June 1 and July 2 ... at the end of the season, was the Storm Chasers team leader in walks (59) despite appearing in just 82 of 149 games.
- Was selected to play in the 2022 **SiriusXM All-Star Futures Game** for the second straight season but could not participate as he had just been called up to the Royals' Major League roster when the game took place on July 16 at Dodger Stadium.

AWARDS & HONORS

- 2022 **SiriusXM All-Star Futures Game Selection (OMA)**
- 2021 **Kansas City Royals Frank White Defensive Player of the Year**
- 2021 **Minor League Rawlings Gold Glove Award, 1B (NWA/OMA)**
- 2021 **Baseball America Minor League All-Star, 1B (NWA/OMA)**
- 2021 **MLB Pipeline Prospect Team of the Year, 1B (OMA)**
- 2021 **MLB Organizational All-Star, 1B (NWA/OMA)**
- 2021 **Double-A Central Postseason All-Star, 1B (NWA)**
- 2021 **SiriusXM All-Star Futures Game Selection (NWA)**
- 2018 **Kansas City Royals Frank White Defensive Player of the Year**
- 2018 **South Atlantic League Midseason All-Star (LEX)**
- 2018 **South Atlantic League All-Star Game Top Star (LEX)**
- 2017 **Player of the Year, Surprise Royals (R)**

CAREER HIGHS

HITS: 4 (3x) - Last: 8/30/22 @ CHICAGO (AL)
RUNS: 4 (3x) - Last: 4/30/22 vs. Toledo
DOUBLES: 3 - 6/30/18 vs. Asheville
HOME RUNS: 3 - 5/21/21 @ Springfield
RUNS BATTED IN: 6 - 5/21/21 @ Springfield
WALKS: 3 (12x) - Last: 9/26/22 @ St. Paul
STEALS: 2 (4x) - Last: 7/1/22 @ St. Paul

HIT STREAK: 11 Games - 8/18/21 to 8/28/21
ON-BASE STREAK: 28 Games - 6/27/21 to 7/31/21



2021

- Split the season between NW Arkansas (AA) and Omaha (AAA), playing 124 games between the Naturals and Storm Chasers ... promoted to Triple-A on July 18, alongside **Bobby Witt Jr.**
- Named a **Baseball America** Minor League All-Star, recognized as a MiLB.com Organization All-Star, a Double-A Central Postseason All-Star and was named to the MLB Pipeline Prospect Team of the Year at first base.
- Combined between the two levels, ranked second in Minor League Baseball in extra-base hits (71), tied second in home runs (36), third in runs batted in (98), tied third in runs scored (98), fifth in walks (83), and seventh in slugging percentage (.602).
- Committed just two errors in 955.2 innings (879 chances, 113 games) for a .998 fielding percentage at first base, the best fielding percentage among players to earn a Minor League **Rawlings** Gold Glove Award in 2021 ... also honored as Kansas City's Frank White Defensive Player of the Year for the second time in his career.
- Amassed the first 3-homer game of his career on May 21 at Springfield (STL), as part of a 4-for-5 day at the plate with 6 runs batted in ... hit solo home runs in the 1st and 9th innings, in addition to a 3-run shot in the 3rd inning.
- Started at first base for the American League in the 2021 **SiriusXM All-Star Futures Game** on July 10 at Coors Field in Denver, Colorado and went 0-for-1 with a walk.
- Ended his tenure in Double-A on a 17-game on-base streak, then reached base in his first 11 games with Omaha for a career-best 28-game on-base streak, June 27 to July 31 ... then added a career-best 11-game hitting streak from August 18 to 28.
- From his Triple-A debut on July 20 through the end of the season on October 3, led Triple-A East in home runs (21) and runs batted in (55), ranked second in slugging percentage (.634), extra-base hits (39), and runs (54).
- Following the season, in November 2021, was added to the Royals' 40-Man roster, along with 5 other players.

2020

- Spent the season at the Royals' Alternate Training Site in Kansas City, Kansas, participated in the Postseason Instructional Camp at Kauffman Stadium in October.

2019

- Spent the entire season with Wilmington (A+), helping the Blue Rocks win the Carolina League championship ... over 124 games played, hit a career-low .191, with 21 doubles and 9 home runs.
- Ranked ninth in the league in games played and eighth among Royals Minor League hitters in walks (49).
- Over 10 games in the Carolina League playoffs, slashed .265/.359/.441 (9-for-34) with 4 extra-base hits, 5 runs batted in and 5 walks.

NICK PRATTO (CONT.)

2018

- Entered the season rated as the No. 1 prospect for Kansas City by both *Baseball America* and MLB Pipeline.
- Ranked 2nd among South Atlantic League leaders in runs scored (79), tied 2nd in doubles (33), 3rd in hits (136) and total bases (215), 4th in games played (127), 5th in extra-base hits (49) and 6th in batting average (.280).
- Was named the Royals organization's Frank White Defensive Player of the Year ... Posted a .987 fielding percentage in 1,050 chances at first base, leading the league in chances, games (125), putouts (962), assists (74) and double plays (78).
- Named a "Top Star" of the 2018 South Atlantic League All-Star Game at First National Bank Field in Greensboro, North Carolina ... went 2-for-5 with a 2-run home run and 4 runs batted in as the DH for the South Division
- Ended the season hitting .370/.434/.661 (47-for-127) with a league-best 1.095 over the final six weeks of the season.

2017

- Named Surprise Player of the Year for Kansas City's affiliate in the Arizona Rookie League, as he led the club in RBI (34), tied for the team lead in home runs (4) and ranked second in hits (49).

MISCELLANEOUS

- Graduated from Huntington Beach High School, where he hit .318 with seven home runs as a senior and was rated as the "Best High School Hitter" in the June Draft, according to *Baseball America* ... originally attended Mater Dei High School for the first two years of High School, before transferring.
- Originally was committed to the University of Southern California before being drafted by and signing with the Royals.
- Played for Team USA's U-18 National Team in 2015 and 2016, helping the team win back-to-back World Championships, including at the 2016 COPABE Pan-Am "AAA" Championships with fellow Royals **MI Melendez** and future major leaguers, **Hunter Greene**, **Jared Kelenic**, **Shane Baz**, **Triston Casas** and more ... was named the MVP of the 2015 U-18 Baseball World Cup, where he played alongside future Major Leaguers **Ian Anderson**, **Will Benson**, **Mickey Moniak**.
- Recorded a bases-loaded, walk-off single to defeat Japan and win the 2011 Little League World Series for Huntington Beach (West/California) ... was 12 years old at the time and the team was managed by his father, Jeff Pratto.
- Played on the same youth travel team with Moniak and former Royal **Samad Taylor** in 2010.
- Got married to his wife Hannah this past offseason, in November 2023.

CAREER BATTING

LEAGUE CHAMPIONS

YEAR	CLUB	AVG	G	AB	R	H	TB	2B	3B	HR	RBI	BB	IBB	SO	SB	CS	OBP	SLG	OPS
2017	Surprise (R)	.247	52	198	25	49	82	15	3	4	34	24	0	58	10	4	.330	.414	.744
2018	Lexington (A) ○	.280	127	485	79	136	215	33	2	14	62	45	1	150	22	5	.343	.443	.786
2019	Wilmington (A+) ○	.191	124	419	48	80	130	21	1	9	46	49	0	164	17	7	.278	.310	.588
2020																			
Did not play (no minor league season)																			
2021	NW Arkansas (AA) ○	.271	61	221	44	60	126	13	4	15	43	46	1	80	7	5	.404	.570	.974
	Omaha (AAA)	.259	63	224	54	58	142	15	3	21	55	37	0	77	5	0	.367	.634	1.001
2022	Omaha (AAA)	.228	82	303	57	69	136	10	3	17	47	59	1	114	8	2	.369	.449	.818
	KANSAS CITY	.184	49	158	18	29	61	9	1	7	20	19	0	66	0	0	.271	.386	.657
2023	Omaha (AAA)	.180	31	111	14	20	38	4	1	4	17	16	2	37	0	0	.290	.342	.632
	KANSAS CITY	.232	95	306	33	71	108	16	0	7	35	29	0	138	1	1	.307	.353	.660
MAJOR LEAGUE TOTALS (2 SEASONS)		.216	144	464	51	100	169	25	1	14	55	48	0	204	1	1	.295	.364	.659
MINOR LEAGUE TOTALS (6 SEASONS)		.241	540	1961	321	472	869	111	17	84	304	276	5	680	69	23	.339	.443	.782

CAREER TRANSACTIONS

OPTION YEARS USED: 2/3

2018: Selected by Kansas City in the 1st round of the June Draft, signed 6/19 ... **2021:** Contract selected by Kansas City, 11/19 ... **2022:** Placed on Omaha's 7-Day Injured List, 5/5 to 5/12 ... **2023:** Placed on Kansas City's 10-Day Injured List, 7/8 to 9/7.

1ST ROUND DRAFT PICKS TO PLAY FOR THE CHASERS


DRAFT YEAR/PICK	NAME	YEAR(S) WITH CHASERS	DRAFT YEAR/PICK	NAME	YEAR(S) WITH CHASERS
1998 10 th , Rangers	Carlos Peña	2013	2008 32 nd , Brewers	Jake Odorizzi	2012
1999 19 th , Blue Jays	Alex Rios	2015	2008 36 th , Royals	Mike Montgomery	2011-12
2001 13 th , Angels	Casey Kotchman	2015	2009 7 th , Braves	Mike Minor	2016
2002 6 th , Royals	Zack Greinke	2022	2009 28 th , Red Sox	Rey Fuentes	2015-16
2002 12 th , Angels	Joe Saunders	2014	2010 4 th , Royals	Christian Colón	2012-16
2002 24 th , Athletics	Joe Blanton	2015	2011 5 th , Royals	Bubba Starling	2016-19, 2021
2003 23 rd , Angels	Brandon Wood	2013	2012 5 th , Royals	Kyle Zimmer	2017, 19, 2021
2003 30 th , Royals	Mitch Maier	2012	2012 46 th , Rockies	Eddie Butler	2021
2004 32 nd , Blue Jays	Zach Jackson	2013	2013 8 th , Royals	Hunter Dozier	2016-18, 2021
2005 2 nd , Royals	Alex Gordon	2015-16, 2018	2014 17 th , Royals	Brandon Finnegan	2015
2005 42 nd , Red Sox	Clay Buchholz	2018	2014 28 th , Royals	Foster Griffin	2019, 2021-22
2006 14 th , Blue Jays	Travis Snider	2016	2016 30 th , Rangers	Cole Ragans	2023
2006 16 th , Brewers	Jeremy Jeffress	2011-12	2017 14 th , Royals	Nick Pratto	2021-23
2006 21 st , Yankees	Ian Kennedy	2018	2017 35 th , Twins	Brent Rooker	2022
2006 39 th , Indians	David Huff	2016	2018 18 th , Royals	Brady Singer	2021-22
2006 41 st , Yankees	Joba Chamberlain	2015	2018 33 rd , Royals	Jackson Kowar	2021-23
2007 2 nd , Royals	Mike Moustakas	2011, 2014	2018 34 th , Royals	Daniel Lynch	2021-23
2007 36 th , Cardinals	Clayton Mortensen	2013-16	2018 40 th , Royals	Kris Bubic	2022
2007 57 th , Padres	Mitch Canham	2013	2019 2 nd , Royals	Bobby Witt Jr.	2021
2008 3 rd , Royals	Eric Hosmer	2011, 2014	2020 32 nd , Royals	Nick Loftin	2022-23



Alex Gordon
2005 2nd Overall Pick



Mike Moustakas
2007 2nd Overall Pick



Bobby Witt Jr.
2019 2nd Overall Pick

STORM CHASERS ORGANIZATION

2024 OMAHA STORM CHASERS

2023 SEASON IN REVIEW

PLAYER & COACH DATABASE

HISTORY & RECORDS

INTERNATIONAL LEAGUE

ROYALS ORGANIZATION

GENERAL INFORMATION



JOHN RAVE



BATS LEFT / THROWS LEFT / HEIGHT 5'9" / WEIGHT 185 / MLB SERVICE 0.000



OUTFIELDER

OPENING DAY AGE 26

BORN December 30, 1997 in Canton, Illinois

BLOODLINE Central Catholic High School (Bloomington, Illinois)

RESIDES Bloomington, Illinois

MILB DEBUT June 18, 2019 (Burlington) 4-for-5, 2B, RBI, BB, 3 R @ Bristol

HIGH SCHOOL Central Catholic High School (Bloomington, Illinois)

COLLEGE Illinois State University (Normal, Illinois)

ACQUIRED Selected by Kansas City in the 5th round of the 2019 MLB Draft (139th OVERALL)

CAREER REVIEW

- John Michael Rave is entering his 5th season in professional baseball, after being drafted by the Royals in 2019 out of Illinois State ... he has spent parts of the past two seasons in Omaha with the Storm Chasers.
- Rave has exclusively played outfield in his Minor League career, with the most time in center field (2275.1 innings), with time in left field (400.2 innings) and right field (391.2 innings) too.
- Among Royals Minor League players across the last three seasons (since 2021), Rave's 192 runs batted in rank as the 2nd-most, while he ranks 3rd in the organization with 323 games played, 1364 plate appearances, 297 hits and 173 walks.

2023 HIGHLIGHTS

- Opened the year with NW Arkansas (AA) and played 54 games for the Naturals, before earning a promotion to Omaha ... at the time of his call-up, led NWA with 34 walks.
- Set three new career-highs on April 18 vs. Amarillo (AZ) with 3 home runs, 6 runs batted in and 5 runs scored, as part of a 3-for-5 day with 2 walks in a 16-6 NWA win ... the last of a 4-game stretch where he went 10-for-10 at the plate, April 13-18.
- Opened his season with Omaha by going 10-for-22 in a 6-game series from June 13 to 18 vs. Columbus (CLE), with 6 extra-base hits and 8 runs batted in.
- Carried an on-base streak from Double-A into Triple-A and reached base in 31 straight games between May 31 and July 14, his final 10 games in NWA and first 21 with OMA ... in that stretch, went 36-for-114 (.316) at the plate with 13 extra-base hits (9 doubles, 1 triple & 3 home runs) and 20 RBI, along with 20 walks.
- Checked in at No. 3 on SportsCenter's Top 10 plays for August 8, with a juggling catch at the center field fence to rob Iowa 1B Matt Mervis of extra bases to end the 3rd inning.
- After slashing .434/.516/.755 (23-for-53) with 16 RBI over his first 15 games with Omaha, slashed just .186/.274/.281 (39-for-210) with 22 RBI over his final 55 games.

SEASON-BY-SEASON RUNDOWN

2022

- Spent most of the season with NW Arkansas (AA), playing in 111 games with the Naturals, while also appearing in 11 games with Omaha over two stints, his first Triple-A call-up from May 25 to June 4 and again from July 12 to 19.
- One of five players in the Texas League that made at least 15 starts at each outfield position: 60 starts in center field, 24 in left field and 15 in right field ... recorded six outfield assists in center field, tied for the most at one position by a Nationals outfielder.
- Came in at No. 4 on SportsCenter's Top-10 the night of July 9, for a diving catch on the warning track in right-center field, robbing Tulsa's Abiatal Avelino of extra bases.
- Was NWA's most productive pinch-hitter, going 2-for-4 off the bench with two doubles and two runs batted in ... represented 2 of the team's 3 pinch-hit runs batted in.
- After the Minor League season, was assigned to the Arizona Fall League's Surprise Saguaros, playing 18 games with a .217 average (15-for-69), 6 extra-base hits and 10 runs batted in ... named an AFL Rising Star, participated in the "Fall Stars Game" on November 6, where he played 4.0 innings in center field and went 0-for-1 off the bench.

2021

- Spent the season with Quad Cities (A+), playing in 77 games but out of action for roughly a month (May 20 to June 19) and on the 7-Day Injured list after tweaking his hamstring.
- Named an MiLB.com Organization All-Star in the outfield for Kansas City, with 14 homers and 13 steals for the River Bandits, one of five 13-13 players in the system this season ... a .805 OPS and 121 wRC+ with ranked 10th among High-A Central qualifiers.
- Hit safely in a career-best nine games, July 23 to August 3 ... hit 529 (18-for-23) in that span, with a 1.674 OPS, with 5 homers and 16 RBI ... followed it up with a 16-game on-base streak starting two days later, August 5 to 25 ... drew 12 walks for a .347 OBP.

CAREER BATTING

YEAR	CLUB	AVG	G	AB	R	H	TB	2B	3B	HR	RBI	BB	IBB	SO	SB	CS	OBP	SLG	OPS
2019	Burlington (R)	.175	15	57	11	10	15	2	0	1	3	12	0	17	3	0	.338	.263	.601
	Lexington (A)	.253	46	174	17	44	59	7	1	2	13	15	0	58	6	5	.321	.339	.660
2020 Did not play (no minor league season)																			
2021	Quad Cities (A+)	.252	77	278	49	70	126	8	3	14	51	38	1	93	13	0	.352	.453	.805
2022	NW Arkansas (AA)	.262	111	389	66	102	161	13	2	14	73	63	1	115	22	6	.364	.414	.778
	Omaha (AAA)	.195	11	41	6	8	16	2	0	2	6	2	0	13	1	0	.233	.390	.623
2023	NW Arkansas (AA)	.275	54	200	33	55	86	10	3	5	24	34	0	58	6	4	.379	.430	.809
	Omaha (AAA)	.236	70	263	34	62	99	14	1	7	38	36	2	84	4	4	.326	.376	.702
MINOR LEAGUE TOTALS (4 SEASONS)		.250	384	1402	216	351	562	56	10	45	208	200	4	438	55	19	.347	.401	.748

AWARDS & HONORS

2022 Arizona Fall League Rising Stars (SUR)

2021 MiLB Organization All-Star, OF (QC)

CAREER HIGHS

HITS: 4 (4x) - Last: 6/18/23 vs. Columbus
 RUNS: 5 - 4/18/23 vs. Amarillo
 DOUBLES: 2 (2x) - Last: 9/17/23 vs. Indianapolis
 HOME RUNS: 3 - 4/18/23 vs. Amarillo
 RUNS BATTED IN: 6 - 4/18/23 vs. Amarillo
 WALKS: 3 (3x) - Last: 9/10/22 @ Wichita
 STEALS: 3 - 8/22/21 @ South Bend

HIT STREAK: 9 Games (2x) - Last: 6/13/23 to 6/25/23
 ON-BASE STREAK: 31 Games - 5/31/23 to 7/9/23



Recorded hits in all five games of the High-A Central Championship Series for the River Bandits, hitting .316 (6-for-19) with a .749 OPS and 3 RBI against Cedar Rapids (MIN).

2019

- Assigned to Burlington (R) after being drafted and played 15 games in the Appalachian League before being promoted to Lexington (A) on July 7, where he remained to finish the season ... combined to slash .234/.326/.320 (54-for-231) across the two levels with 13 extra-base hits and 10 runs batted in.
- Explored in his professional debut, going 4-for-5 with 3 runs scored, a double, run batted in and walk in a 15-1 win on June 18 at Bristol (PIT) ... also recorded hits in each of his first four games with the Legends (July 9 to 13) and compiled a five-game hitting streak to end July, going 10-for-24 (.417), with 3 doubles and 6 runs batted in.

COLLEGE (2017-2019)

- Attended the Illinois State University, where he was a three-year starting center fielder for the Redbirds (Missouri Valley Conference) ... slashed .301/.377/.481 (212-for-705) across 170 games, recorded 71 extra-base hits (22 home runs), drove in 117 runs and went 29-for-39 (74.4%) in steal attempts.
- JUNIOR (2019): Started all 62 games of the season in center field, named to the All-MVC First Team, as well as the MVC All-Defensive Team for the third season in a row.
- SOPHOMORE (2018): One of two players to start all 52 games, starting every game in center field ... earned All-Missouri Valley Conference Second Team, and for the second straight year All-Defensive Team accolades ... played summer ball for the Chatham Anglers of the Cape Cod League, alongside future MLB pitcher Alek Manoah and 2020 No. 1 overall MLB draft pick Spencer Torkelson.
- FRESHMAN (2017): Appeared in 56 games (53 starts), all in center field ... earned All-Missouri Valley Conference Honorable Mention and All-Defensive Team accolades, also named a Freshman All-American by Collegiate Baseball.

MISCELLANEOUS

- 2016: Graduated from Central Catholic High School (Ill.), and was a four-year member of the baseball team and three-time unanimous first-team all-conference selection ... same HS that produced Royals Hall of Fame broadcaster Denny Matthews.
- Drafted by Boston in the 35th round of the 2016 MLB draft, but did not sign.
- Mother (Sue) attended Illinois State as well, brother (Matt) played baseball at Carthage College and late father (Mike) played basketball at Illinois Wesleyan.

CAREER TRANSACTIONS

2019: Drafted by Kansas City in the 5th round of the June Draft, signed 6/16 ... 2021: Placed on Quad Cities' 7-Day Injured List, 6/7 to 6/21.

OPTION YEARS USED: 0/3



EVAN SISK



BATS LEFT

THROWS LEFT

HEIGHT 6'2"

WEIGHT 209

MLB SERVICE 0.000



LEFT-HANDED PITCHER

OPENING DAY AGE 26

BORN April 23, 1997 in Chester, South Carolina

RESIDES Chester, South Carolina

MILB DEBUT June 22, 2018 (Johnson City) 2.0 IP, 0 ER, 5 K vs. Kingsport

HIGH SCHOOL Lewisville High School (Richburg, South Carolina)

COLLEGE College of Charleston (Charleston, South Carolina)

SIGNED Selected by St. Louis in the 16th round of the 2018 MLB Draft (483rd OVERALL)

ACQUIRED January 24, 2023 - Traded from Minnesota with Steven Cruz to Kansas City in exchange for Michael A. Taylor

CAREER REVIEW

- Samuel Evan Sisk is entering his 6th season in professional baseball, his 2nd with the Kansas City Royals organization ... originally drafted by the Cardinals in 2018 out of the College of Charleston, Sisk was traded from St. Louis to Minnesota in July 2021, then from Minnesota to Kansas City in January 2023.
- Since being drafted in 2018, Sisk's 2018 Appearances are tied for the 4th-most of any Minor League pitchers ... he led the Royals organization with 58 appearances in 2023, after leading the Twins organization with 50 appearances in 2022.

2023 HIGHLIGHTS

- On January 24, was traded from Minnesota with RHP Steven Cruz to Kansas City in exchange for OF Michael A. Taylor ... spent the entire season with Omaha.
- Ranked 4th in the International League and 4th in Minor League Baseball in games pitched (58) ... led the Storm Chasers in games pitched, ranked 6th in strikeouts (62) and tied 6th in innings pitched (61.0) ... ranks tied 5th all-time in Omaha franchise history (1969-present) for games pitched in a season, the most since Allen McDill appeared in a franchise-record 61 games in 1998.
- Was the only pitcher in Minor League Baseball in 2023 to appear in more than 50 games, but not record a save (went 0-for-3 in save opportunities).
- Had 19 outings that lasted longer than 1.0 inning, including 3 opener starts ... also has 11 scoreless outings that lasted less than 1.0 inning.
- Threw 2.0 perfect innings May 6 vs. Louisville (GN) and September 16 vs. Indianapolis (PIT) ... fired a season-high 2.1 shutout innings June 7 at Indianapolis.

SEASON-BY-SEASON RUNDOWN

2022

- Split his first full season in the Twins organization between the Wichita Wind Surge (AA) and St. Paul Saints (AAA), earning Minnesota MiLB.com Organization All-Star honors as a relief pitcher ... posted a 1.57 ERA (11 ER in 63.0 IP) with 76 strikeouts against 29 walks (10.86 K/9 and 2.62 K/BB) across 50 games between the two levels.
- Among all Minor League relievers that made 50 or more appearances and threw a minimum of 60.0 innings, Sisk had the lowest ERA (1.57).
- Held left-handed batters to a .085 batting average (9-for-106), compared to .236 (26-for-110) vs. righties ... overall, held opposing hitters to a .162 average (35-for-216).
- Opened the season with eight straight scoreless appearances (11.1 IP) for Wichita, not allowing his first earned run until May 8 vs. Tulsa (LAD) ... at the time of his promotion to Triple-A, had allowed just three earned runs in 28.1 innings (0.93 ERA) with the Wind Surge, with 16 of his 19 outings in Double-A being scoreless.
- Promoted to Triple-A on June 13 and finished the year 2nd on St. Paul's staff in games pitched (31), despite starting season in Double-A and ranked 3rd on staff with an 11.2 K/9 (min. 25.0 IP) ... across his final 20 outings of the season, allowed just 4 earned runs in 22.2 innings (1.59 ERA) from July 30-Sept. 27.

2021

- Began the season in the Cardinals system but acquired by Minnesota via trade on July 30 ... split the year between Peoria (A+), Springfield (AA) and Wichita (AA), combining to pitch in 39 games with a 3-1 record and 3.91 ERA (23 ER in 53.0 IP) with 69 strikeouts.
- Pitched 10 games in High-A for the Chiefs before earning his first promotion to Double-A on June 9 ... allowed fewer than two earned runs in 14 of 16 games with the Cardinals, including 10 of his first 14 appearances before being traded.
- When the Minor League season ended, was assigned to the Scottsdale Scorpions in the Arizona Fall League and pitched in 10 games, striking out 14 in 10.2 innings (11.8 K/9).

CAREER PITCHING

YEAR	CLUB	W	L	ERA	G	GS	CG	SHO	SV	SVO	IP	H	R	ER	HR	HB	BB	SO	WHIP	AVG
2018	Johnson City (R)	0	0	1.76	20	1	0	0	5	5	30.2	23	6	2	1	1	12	35	1.14	.211
2019	Peoria (A)	3	6	3.25	41	0	0	0	5	8	61.0	59	27	22	3	5	26	56	1.39	.260
2020	Did not play (no minor league season)																			
2021	Peoria (A+)	0	0	2.84	10	0	0	0	3	3	12.2	13	11	4	0	2	8	18	1.66	.250
	Springfield (AA)	2	0	3.60	16	0	0	0	1	3	20.0	19	12	8	2	5	12	28	1.55	.244
	Wichita (AA)	1	1	4.87	13	0	0	0	0	1	20.1	22	14	11	2	1	15	23	1.82	.265
2022	Wichita (AA)	3	0	0.95	19	0	0	0	1	2	28.1	16	3	3	2	0	11	33	0.95	.160
	St. Paul (AAA)	2	1	2.08	31	0	0	0	0	1	34.2	19	11	8	0	4	18	43	1.07	.164
2023	Omaha (AAA)	2	4	6.34	58	3	0	0	0	2	61.0	68	50	43	6	4	40	62	1.77	.283
MINOR LEAGUE TOTALS (5 SEASONS)		13	12	3.52	208	4	0	0	15	25	268.2	239	134	105	16	22	142	298	1.42	.238

CAREER TRANSACTIONS

2018: Drafted by St. Louis in the 16th round of the June Draft, signed 6/14 ... 2021: Acquired by Minnesota with RHP John Gant from St. Louis for LHP J.A. Happ, 7/30 ... 2023: Acquired by Kansas City with RHP Steven Cruz from Minnesota for CF Michael A. Taylor, 1/24.

OPTION YEARS USED: 0/3

AWARDS & HONORS

2022 MiLB Organizational All-Star, Minnesota RP (WCH/STP)

CAREER HIGHS

INNINGS: 3.0 (5x) - Last: 6/18/21 @ Wichita
 STRIKEOUTS: 5 (4x) - Last: 8/20/21 @ Springfield
 WALKS: 3 (6x) - Last: 7/16/23 vs. Indianapolis
 HITS: 5 (3x) - Last: 8/12/21 @ Tulsa
 EARNED RUNS: 4 (4x) - Last: 8/29/23 vs. Iowa
 HOME RUNS: 2 - 8/12/21 @ Tulsa
 PITCHES THROWN: 55 - 8/20/21 @ Springfield

SCORELESS STREAK: 12.1 IP - 4/8/22 to 5/8/22
 HOMERLESS STREAK: 43.2 IP - 6/9/22 to 4/11/23



2019

- Spent the entire season with the Peoria Chiefs (A) and tied for the team lead with 41 games pitched, which also ranked tied for 7th in Midwest League.
- Exclusively pitched out of the bullpen, 25 of his 41 appearances lasted longer than 1.0 inning ... tied a career-high with 3.0 innings pitched on May 14 vs. Beloit (OAK).
- Once again, left-handed hitters struggled against him, hitting just .214 (15-for-70) with a .595 OPS, compared to righties, who hit .280 (44-for-157), with a .748 OPS.

2018

- After being drafted by St. Louis in the 16th round, began his professional career with the Johnson City Cardinals (R) and pitched to a 1.76 ERA (6 ER in 30.2 IP) 35 strikeouts (10.3 K/9) and just one home run record.
- Tied for the Appalachian League lead with four holds and 5th in fewest baserunners allowed per 9 innings (10.08) ... went 5-for-5 in save opportunities as the team leader.
- 15 of his 20 appearances with the Cardinals were scoreless outings and allowed more than one earned run just once.
- Held left-handed hitters to just two hits in 27 at-bats (.074 average) and a .367 OPS, compared to righties, who hit .256 (21-for-82) off him with a .615 OPS.

COLLEGE (2016-2018)

- Attended the College of Charleston from 2016-18, going 16-7 with a 3.69 ERA (84 ER in 204.2 IP) with 70 walks and 162 strikeouts in 47 games (32 starts) with the Cougars.
- JUNIOR (2018):** Named a preseason All-CAA Honorable Mention, All-CAA Second Team selection for the second straight year and College Baseball Foundation National Pitcher of the Year Watch List ... threw team-high 11 quality starts ... led the CAA and ranked tied for 7th in NCAA Division 1 in wins (10), ranked 67th in NCAA in WHIP (1.07).
- SOPHOMORE (2017):** Named All-CAA Second Team ... pitched in 15 games (12 starts) ... posted a 5-2 record with a 3.72 earned run average and 47 strikeouts in 75 innings.

MISCELLANEOUS

- 2015: Graduated from Lewisville HS (South Carolina), where he was named all-state his last three years and won a state championship in basketball as a sophomore ... in his final regular season home game as a senior, pitched a no-hitter against Great Falls High School, striking out 12 batters ... also combined with two other pitchers to toss no-hitter against North Central High School his senior season, starting the game and struck out five of the first nine batters in three innings of work.

STORM CHASERS ORGANIZATION

2024 OMAHA STORM CHASERS

2023 SEASON IN REVIEW

PLAYER & COACH DATABASE

HISTORY & RECORDS

INTERNATIONAL LEAGUE

ROYALS ORGANIZATION

GENERAL INFORMATION



JOSH TAYLOR



BATS LEFT / **THROWS LEFT** / **HEIGHT 6'5"** / **WEIGHT 245** / **MLB SERVICE 4.121**



RIGHT-HANDED PITCHER

OPENING DAY AGE 31
BORN March 2, 1993 in Phoenix, Arizona
RESIDES Peoria, Arizona

MLB DEBUT August 18, 2014 (GCL Phillies) 1.0IP, 2H, 0ER, 1K @ GCL Astros
MLB DEBUT May 29, 2019 (Boston) 1.0IP, 2H, 1ER, 1K vs. Cleveland
HIGH SCHOOL Centennial High School (Peoria, Arizona)
COLLEGE Scottsdale Community College (Scottsdale, Arizona) / Georgia College & State University (Milledgeville, Georgia)
SIGNED August 12, 2014 – Signed by Philadelphia as a Non-drafted free agent
ACQUIRED January 24, 2023 – traded from Boston to Kansas City in exchange for Adalberto Mondesi and a Player To Be Named Later

CAREER REVIEW

- Josh Earl Taylor is entering his 11th year in professional baseball and his 2nd with the Royals organization ... originally a non-drafted free agent signed by Philadelphia in August 2014, he was traded to the Diamondbacks in July 2015, traded from Arizona to Boston in May 2018 and acquired by the Royals in a trade with the Red Sox in January 2023.
- Has been tough on left-handed hitters his entire Major League career, as lefties are only hitting .195 (36-for-185) against him, compared to righties, that are hitting .284 (78-for-275) ... only 8 of the 36 hits by left-handed hitters off the southpaw have gone for extra bases (5 doubles, 3 homers) ... he's held lefties to a .545 OPS in his career.
- Between 2014 and June 2017, 62 of his first 68 appearances in the Minor Leagues were starts, but he transitioned to the bullpen midway through the 2017 season ... since July 2017, 98 of his 105 Minor League appearances have come out of the bullpen, with 7 starts in 2022 as the opener as part of rehab appearances ... 136 of his 138 Major League appearances have come in relief, with only 2 starts, both as an opener.

2023 HIGHLIGHTS

- Was traded by Boston to Kansas City on January 24, 2023, in exchange for INF **Adalberto Mondesi** and a player to be named later (INF **Angel Pierre** on March 20).
- Opened the season with Omaha and pitched 5 games with a 6.75 ERA (5 ER in 6.1 IP) and 6 strikeouts ... had a pair of scoreless outings, including a perfect 7th inning in his final Triple-A outing on April 12 at Iowa (CHC), before being called up to Kansas City on April 16.
- Pitched 17 games (1 opener start) for the Royals between mid-April and late May, with a 8.15 ERA (17 ER in 17.2 IP) and 26 strikeouts to 9 walks (13.24 K/9, 2.89 K/BB).
- Produced 8 scoreless outings of his 17 appearances with Kansas City, twice fired back-to-back scoreless games, once in April and once in May.
- Struck out a season-high 5 over a season-high 2.0 Innings on April 28 at Minnesota, his most strikeouts in a game since August 11, 2019, vs. Los Angeles (AL) while he was still with the Red Sox.
- Made his second career Major League start on May 12 @ Milwaukee, allowed 1 unearned run over 1.0 inning, with 2 strikeouts and took the loss ... was followed by 4.1 innings from "bulk pitcher" **Max Castillo** in a 5-1 defeat by the Brewers.
- Placed on Kansas City's 15-day injured list on May 28 with left shoulder impingement syndrome, then was transferred to the 60-day injured list on July 3 and ended the season on the 60-Day IL.

SEASON-BY-SEASON RUNDOWN

2022

- Missed the entire Major League season with a persistent back issue, including a low back strain ... did not pitch in Spring Training, was placed on the 15-Day Injured List on April 4, then transferred to the 60-Day IL on May 12.
- Went on two rehab assignments, the first with the Worcester Red Sox (AAA) from April 17-27 and the second from June 21-July 12 with both the Portland Sea Dogs (AA) and the Triple-A WooSox ... he made 13 appearances (7 starts) and allowed 10 runs (8 ER) on 20 hits in 12.0 innings (6.00 ERA).

2021

- Made his first MLB Opening Day roster and pitched the entire season for the Red Sox, with MLB career highs in appearances (61) and innings (47.2) but missed 16 games due to 3 separate stints on the Injured List.
- Set the Red Sox franchise record for most consecutive scoreless appearances by a left-handed pitcher (26), the 2nd-longest streak ever by any Sox pitcher, in what was a 21.2-inning scoreless streak between April 30 and July 5, 1 game shy of **Koji Uehara's** 27-game streak in 2013.
- Tied with Arizona's **Andrew Chafin** for the 2nd-longest scoreless streak by any Major League pitcher in 2021 (longest: Pittsburgh's **Casey Sadler**: 29 games) ... was the 4th-longest in MLB innings-wise (longest: Sadler: 27.2 IP).
- Only allowed 1 extra-base hit (a double) to 90 left-handed hitters faced, holding them to a .146 batting average (12-for-82) ... after the All-Star break, allowed just 1 hit (a single) to his 36 lefties faced, as they hit .033 (1-for-30) off him.
- Pitched in 6 of Boston's 11 postseason games with 3 holds and a 2.25 ERA (1 ER in 4.0 IP) ... made his playoff debut in Game 1 of the 2021 ALDS @ Tampa Bay and threw a perfect 7th inning in Boston's ALDS-clinching Game 4 win over the Rays.

2020

- Made 8 appearances with Boston, missing 40 games over two stints on the Injured List ... missed the first 22 games of the season, on the IL from July 16 to August 17.
- Did not allow any hits or runs in three straight appearances from August 30 to September 4, but was placed back on the Injured List on September 11 (retroactive to 9/8) with left shoulder tendinitis and missed the rest of the season.

CAREER HIGHS

INNINGS: 9.0 (2x) – Last: 7/5/16 vs. Pensacola
STRIKEOUTS: 13 (2x) – Last: 6/10/16 vs. Lancaster
WALKS: 5 (2x) – Last: 6/13/17 vs. Tennessee
HITS: 10 (3x) – Last: 4/21/16 @ Rancho Cucamonga
EARNED RUNS: 7 (2x) – Last: 4/21/16 @ Rancho Cucamonga
HOME RUNS: 2 (5x) – Last: 6/3/17 vs. Mississippi
PITCHES THROWN: 103 – 6/13/17 vs. Tennessee

SCORELESS STREAK: 21.2 IP – 4/30/21 to 7/5/21
HOMERLESS STREAK: 51.1 IP – 5/22/18 to 5/14/19



2019

- Opened the season with the Pawtucket Red Sox (AAA) and spent the first two months of the season in Triple-A before making his Major League debut in May, just over a year after being traded to Boston.
- Over two stints with the Red Sox, pitched in 52 MLB games (1 start), with a 3.04 ERA (16 ER in 47.1 IP) and 11.79 K/9 (62 K in 47.1 IP) ... 1 of 15 MLB rookies that made 50+ appearances ... recalled for the first time on May 29 and again on June 14.
- After making his Major League debut on May 29 vs. Cleveland, earned his first MLB win on August 22, 2019, vs. Kansas City, in the resumption of a suspended game from August 7 ... pitched a scoreless top of the 10th inning, before Boston woke on a walk-off in the bottom half. Aug. 7, 2019, suspended game
- Over his last 47 MLB appearances from June 16 through the end of the year, posted a 2.13 ERA (10 ER in 42.1 IP) and held opponents to a .187 average (28-for-150).
- Made 12 consecutive scoreless appearances between August 6 and 28, totalling 12.0 scoreless innings, with 5 hits, 2 walks and 15 strikeouts.
- In 25 games at Fenway Park, held opponents to a .185 batting average (15-for-81) and a .497 OPS (1 home run).
- Pitched 20 games in relief across two stints for the Triple-A PawSox, with a 2.70 ERA (7 ER in 23.1 IP) and 32 strikeouts (12.34 K/9).
- Between the two levels, his 72 games pitched represent a career-high and ranked tied for second in the Red Sox organization.

2018

- Split the season between the Diamondbacks and Red Sox organizations in his first full season as a reliever ... traded to Boston on May 15 as the Player to Be Named Later from the March 24 deal that sent INF **Deven Marrero** to Arizona ... across 48 combined appearances, went 3-7 with 13 saves and a 3.35 ERA (20 ER in 53.2 IP).
- Began the season with the Visalia Rawhide (A+) and did not allow a run in 10 of 14 outings before being promoted back to Jackson (AA) on May 12 ... was traded to the Red Sox three days later before getting in a game with the Generals and joined the Portland Sea Dogs (AAA).
- Made his Triple-A debut and lone appearance with the Pawtucket Red Sox (AAA) on September 2 vs. Scranton/Wilkes-Barre (NYY) with 2.0 scoreless innings and 3 strikeouts.
- Following the season, was assigned to the Mesa Solar Sox in the Arizona Fall League, his second stint in the AFL ... over 10 games (13.1 IP), struck out 17 to just two walks.
- Added to Boston's 40-man roster in November, along with five other players.

2017

- Spent nearly the entire season with the Jackson Generals (AA), where he transitioned to the bullpen in June after working primarily as a starting pitcher for the first three years of his career.
- His first 14 games of the year came as a starter, but his last 20 as a reliever, including nine scoreless relief outings (one with the AZL Diamondbacks).

2016

- Split the season between the Visalia Rawhide (A+) and Mobile BayBears (AA) in the Diamondbacks organization, pitching in 26 games (24 starts) with a combined 5-11 record and 5.36 ERA (79 ER in 132.2 IP).
- Named Arizona's Minor League Pitcher of the Month for July, as he went 3-0 with a 1.47 ERA (5 ER in 30.2 IP) ... in that stretch was named the Southern League Pitcher of the Week for July 4 to 10, as he allowed 1 earned run over 16.0 innings with no walks and 10 strikeouts ... threw a 9.0-inning complete-game shutout on July 5 vs. Pensacola (MIL).
- Following the season, was assigned to the Salt River Rafterers in the Arizona Fall League and made 6 starts ... went 1-0 with a 3.57 ERA (9 ER in 22.0 IP).

JOSH TAYLOR (CONT.)

2015

- Spit the season between the Phillies and Diamondbacks organization in his first full professional season ... traded to Arizona on July 5 with RHP Chris Oliver and the No. 9 overall bonus pool slot, in exchange for the No. 1 overall bonus pool slot.
- Between the Lakewood BlueClaws (A-Phil) and Kane County Cougars (A-AZ), went 8-8 with a 3.96 ERA (56 ER in 127.1 IP) over 24 games (all starts).
- Named South Atlantic League Pitcher of the Week with Lakewood for June 8 to 14, after throwing 7.0 scoreless innings on June 9 @ Lexington (KY).

2014

- Signed with Philadelphia as an undrafted free agent in August and made his Minor League debut for the GCL Phillies (R), pitching 9.1 scoreless innings across 3 games from August 18 and 26... allowed just 5 hits and 4 walks to 13 strikeouts.
- Before he was signed by the Phillies, began the summer pitching for the Northwoods League's St. Cloud Rox ... started 10 games with a 3.82 ERA (19 ER in 44.2 IP), named a NWL All-Star ... planned to return to Georgia College for his Senior year, but added 5mph of velocity to his fastball while with the Rox and garnered interest from scouts.

COLLEGE (2012-2014)

- JUNIOR (2014):** Attended Georgia College & State University and pitched 16 games (15 starts) for the Bobcats (Peach Belt Conference: NCAA DII).
- FRESHMAN/SOPHOMORE (2012-13):** Began his collegiate career with two years at Scottsdale Community College, where he played in the National Junior College World Series (NJCAA Division III) in both 2012 and 2013 with the SCC Fighting Artichokes.

MISCELLANEOUS

- 2011:** Graduated from Centennial High School (Peoria, AZ) ... earned the team's Cy Young Award three times and the MVP once.
- The Phillies Scout who signed Taylor, Scott Noworyta, is the father of Storm Chasers Bench Coach, David Noworyta.
- Recorded voicemails for Red Sox auction winners in 2021 ... he also participated in the Red Sox Holiday Caravan in December 2019, visiting patients at Boston's Children's Hospital, The Jimmy Fund, Shriners Hospital for Children, Massachusetts Hospital for Children, Beth Israel Deaconess Medical Center and The BSAFE.

CAREER PITCHING

YEAR	CLUB	+ REHAB ASSIGNMENT													○ LEAGUE CHAMPIONS					
		W	L	ERA	G	GS	CG	SHO	SV	SVO	IP	H	R	ER	HR	HR	HB	BB	SO	WHIP
2014	GCL Phillies (R)	2	0	0.00	3	0	0	0	0	0	9.1	5	0	0	0	0	4	13	0.96	.156
2015	Lakewood (A)	4	5	4.61	13	0	0	0	0	68.7	71	38	35	6	1	24	70	1.39	.265	
	Kane County (A) ○	4	3	3.20	11	1	1	0	0	59.0	73	29	21	2	1	20	53	1.58	.311	
2016	Visalia (A+) ○	2	7	5.65	15	0	0	0	0	78.0	105	57	49	7	4	24	77	1.65	.335	
	Mobile (AA)	3	4	4.94	11	1	1	0	0	54.2	63	32	30	4	1	18	46	1.48	.289	
2017	AZL Diamondbacks (R)	0	0	0.00	1	0	0	0	1	1.0	0	0	0	0	0	0	0	0.00	.000	
	Jackson (AA)	4	7	5.01	33	14	0	0	1	3	97.0	115	59	54	7	1	46	91	1.66	.303
2018	Visalia (A+)	1	2	2.81	14	0	0	0	5	6	16.0	16	9	5	1	0	5	20	1.31	.262
	Portland (AA)	2	5	3.79	33	0	0	0	8	10	35.2	42	18	15	1	5	18	37	1.68	.294
	Pawtucket (AAA)	0	0	0.00	1	0	0	0	0	0	2.0	1	0	0	0	0	0	3	0.50	.143
2019	Pawtucket (AAA)	1	1	2.70	20	0	0	0	3	4	23.1	18	9	7	2	1	11	32	1.24	.222
	BOSTON	2	2	3.04	52	1	0	0	0	2	47.1	40	17	16	5	2	16	62	1.18	.229
2020	BOSTON	1	1	9.82	8	0	0	0	0	2	7.1	7	8	8	2	1	5	7	1.64	.233
2021	BOSTON	1	0	3.40	61	0	0	0	1	2	47.2	45	18	18	2	3	23	60	1.43	.246
2022	Portland (AA) +	0	1	9.64	5	3	0	0	0	0	4.2	10	5	5	2	0	1	4	2.36	.455
	Worcester (AAA) +	0	2	3.68	8	4	0	0	0	0	7.1	10	5	3	1	0	2	8	1.64	.313
2023	Omaha (AAA)	0	0	6.75	5	0	0	0	0	0	5.1	9	4	4	0	1	5	1.88	.375	
	KANSAS CITY	1	3	8.15	17	1	0	0	0	2	17.2	22	17	16	4	0	9	26	1.75	.306
MAJOR LEAGUE TOTALS (4 SEASONS)		5	6	4.35	138	2	0	1	8	120.0	114	60	58	13	6	53	155	1.39	.248	
MINOR LEAGUE TOTALS (9 SEASONS)		23	37	4.44	173	69	2	1	18	24	461.2	538	265	228	34	14	174	460	1.54	.296

CAREER TRANSACTIONS

OPTION YEARS USED: 1/3

2014: Signed by Philadelphia as a non-drafted free agent, 8/12 ... **2015:** Acquired by Arizona with RHP Chris Oliver and international bonus slot money from Philadelphia for international bonus slot money, 7/5 ... **2018:** Acquired by Boston from Arizona for C Deven Marrero as the 3/24 Player to be Named Later, 5/15 ... Contract selected by Boston, 11/20 ... **2020:** Placed on Boston's 10-Day Injured List, 7/14 to 8/17 ... Placed on Boston's 10-Day Injured List 9/8 to 9/28 (*Left shoulder tendinitis*) ... **2021:** Placed on Boston's 10-Day Injured List, 8/15 to 8/17 ... Placed on Boston's 10-Day Injured List, 8/31 to 9/6 ... Placed on Boston's 10-Day Injured List, 9/26 to 10/5 (*Low back strain*) ... **2022:** Placed on Boston's 10-Day Injured List, 4/4 (*Low back strain*) ... Transferred to Boston's 60-Day Injured List, 5/12 to 11/10 ... **2023:** Acquired by Kansas City from Boston for SS Adalberto Mondesi and a Player to be Named Later (INF Angel Pierre), 1/24 ... placed on Kansas City's 15-Day Injured List, 5/28 (*Left shoulder impingement syndrome*) ... Transferred to Kansas City's 60-Day Injured List, 7/3 to 11/2.

WORLD SERIES CHAMPIONS TO PLAY FOR THE CHASERS

Year(s) to right of player name indicate season(s) played with Storm Chasers		* Indicates player appeared in Omaha on MLB Rehab	
○ Indicates played in World Series		○ Indicates on roster for World Series but did not appear in a game	
2006 ST. LOUIS CARDINALS	2014 SAN FRANCISCO GIANTS (CONT.)	2016 CHICAGO CUBS	
Jeff Suppan ○	David Huff	Justin Grimm	2018
	Andrew Susac	Mike Montgomery	2011-12
		Spencer Patton	2014
		Jorge Soler	2017-18
2007 BOSTON RED SOX	2015 KANSAS CITY ROYALS	2017 HOUSTON ASTROS	
Clay Buchholz	Scott Alexander	Brad Peacock	2022
	Miguel Almonte	2019 WASHINGTON NATIONALS	
	Joe Blanton	Michael A. Taylor	* 2022
	Aaron Brooks	2020 LOS ANGELES DODGERS	
	Lorenzo Cain ○	Scott Alexander	2014-17
	Orlando Calixte	Matt Beaty ○	2023
	Joba Chamberlain	Terrance Gore	2014, 2017-18
	Dusty Coleman	2021 ATLANTA BRAVES	
	Louis Coleman	Johan Camargo	2023
	Christian Colón	Jesse Chavez	2011
	Cheslor Cuthbert	Terrance Gore	2014, 2017-18
	Wade Davis	Will Smith	2012-13
	Danny Duffy	Jorge Soler ○ (MVP)	2017-18
	Jarrod Dyson	2022 HOUSTON ASTROS	
	Alcides Escobar	Jake Odorizzi	2012
	Brandon Finnegan	Will Smith	2012-13
	Alex Gordon ○	2023 TEXAS RANGERS	
	Terrance Gore ○	Joe Barlow	2023
	Kevin Herrera	Taylor Heam	2023
	Luke Hochevar	Ian Kennedy	* 2018
	Greg Holland	Cole Ragans	2023
	Eric Hosmer	Will Smith	2012-13
	Omar Infante	Bubba Thompson	2023
	Michael Mariot	2022 TEXAS RANGERS	
	Kris Medlen	Joe Barlow	2023
	Adalberto Mondesi ○	Taylor Heam	2023
	Mike Moustakas	Ian Kennedy	* 2018
	Paulo Orlando	Cole Ragans	2023
	Francisco Peña	Will Smith	2012-13
	Salvador Perez ○ (MVP) .. 2011-12 * 2018 * 2022	Bubba Thompson	2023
	Alex Rios	2023 TEXAS RANGERS	
	Jason Vargas	Joe Barlow	2023
	Yordano Ventura	Taylor Heam	2023
		Ian Kennedy	* 2018
		Cole Ragans	2023
		Will Smith	2012-13
		Bubba Thompson	2023



TYLER TOLBERT



BATS RIGHT / THROWS RIGHT / HEIGHT 6'0" / WEIGHT 160 / MLB SERVICE 0.000



INFIELDER/OUTFIELDER

OPENING DAY AGE 26

BORN January 27, 1998 in Birmingham, Alabama

RESIDES Trussville, Alabama

MILB DEBUT June 20, 2019 (Surprise) 1-for-3, BB, SB @ AZL Indians Red

HIGH SCHOOL Hewitt-Trussville High School (Trussville, Alabama)

COLLEGE University of Alabama at Birmingham (Birmingham, Alabama)

ACQUIRED Selected by Kansas City in the 13th round of the 2019 MLB Draft (379th OVERALL)

CAREER REVIEW

- ✦ Tyler Mangual Tolbert is entering his 5th season in professional baseball, after being drafted by the Royals in 2019 out of Alabama-Birmingham ... he reached the Double-A level for the first time in 2023 but has not yet advanced to Triple-A Omaha.
- ✦ Tolbert has played 5 positions across the first 4 seasons of his Minor League career, with most time at shortstop (175.1 innings), followed by center field (595.0 innings), right field (333.1 innings), second base (323.2 innings) and left field (104.1 innings).
- ✦ As a professional, Tolbert is 193-for-204 (94.6% success rate) in stolen base attempts ... 193 steals is the most of ANY player in the Minors since the start of the 2019 season and ranks 2nd in that time among ALL players (Major and Minor League combined, trailing **Esteyru Ruiz's** 226) ... of 817 players with at least 50 steal attempts since 2019, Tolbert's 94.6% success rate is the best ... he has the most steals in that span of any Royals Minor League player (next closest: **Dairon Blanco's** 139), while 31 triples and 276 runs scored also rank as the most of any player in the system.

2023 HIGHLIGHTS

- ✦ Spent the entire year with NW Arkansas (AA), appearing in 126 games with the Nationals, where he was named Kansas City's George Brett Hitter of the Year ... produced a .276/.336/.419 (143-for-518) slashline, with career-bests in batting average, slugging percentage and OPS (.755) ... raised his average 52 points from 2022 (.224).
- ✦ Led the Texas League with 518 at-bats and 574 plate appearances, 95 runs scored and 10 triples, while ranking tied second with 143 hits and tied 3rd with 50 steals.
- ✦ Successfully stole his first 8 bases of the season before being caught for the first time on May 13 @ Arkansas, for a stretch of 86 consecutive steals without being caught (over 178 games, dating back to July 2021 ... had a trio of 3-steal games).
- ✦ 5 of his career-best 10 home runs came in an 8-game stretch, between June 23 and July 3, including 4 in a series at Wichita ... hit his first three career leadoff homers on June 28 and June 29 at Wichita (MIN), and September 1 vs. Springfield (STL).
- ✦ Produced a career-best 13-game hitting streak between May 10 and 24, a stretch where he hit .316 (18-for-57) with a .802 OPS, the 2nd-longest for a Natural in 2023.

SEASON-BY-SEASON RUNDOWN

2022

- ✦ Spent the entire season with Quad Cities (A+), appearing in 116 games with the River Bandits, where he went 60-for-60 in stolen-base attempts, a feat that no player has done since at least 1992, ranking 10th in Minor League Baseball in steals in 2022 and was recognized as the Royals organization's Willie Wilson Baserunner of the Year.
- ✦ Led Quad Cities and set career-highs in games played, plate appearances (517), at-bats (447), runs scored (79), hits (100), triples (10) and stolen bases ... also set career-best marks with 20 doubles, four home runs, 36 runs batted in and 55 walks.
- ✦ After bouncing around the diamond in his first two pro seasons, all of his playing time came at shortstop, making 112 starts (92.2 innings) there for the River Bandits.
- ✦ After the Minor League season, played winter ball for the Australian Baseball League's Brisbane Bandits, where he was honored as both the team's and league's Defensive Player of the Year as Brisbane's center fielder and leadoff hitter ... he slashed .297/.404/.430 (38-for-128) and ranked 2nd in the ABL in steals (15), 3rd in walks (23) tied 5th in OBP (.404), tied 6th in runs scored (32) and 9th in batting average (.297).

2021

- ✦ Spent most of the year with Columbia (A) and finished with Quad Cities (A+) after a stint on the 7-Day Injured List and a rehab assignment in the Arizona Complex League ... across the three levels, slashed .226/.355/.365 (70-for-310) with 55 steals (in 57 tries).
- ✦ Was recognized as the Royals organization's Willie Wilson Baserunner of the Year, as his 55 stolen bases ranked 4th among all Minor League players and led the Royals' system, 14 more than the next closest (**Dairon Blanco**, 41) ... also among Kansas City Minor Leaguers, tied for 1st in triples (7) and ranked 8th in walks (55).

AWARDS & HONORS

- 2023 Kansas City Royals George Brett Hitter of the Year
- 2023 Player of the Year, NW Arkansas Naturals (AA)
- 2022 Kansas City Royals Willie Wilson Baserunner of the Year
- 2021 Kansas City Royals Willie Wilson Baserunner of the Year

CAREER HIGHS

HITS: 4 – 6/2/22 vs. Beloit
 RUNS: 4 – 6/21/22 @ Wisconsin
 DOUBLES: 2 (5x) – Last: 8/16/22 @ Peoria
 HOME RUNS: 1 (20x) – Last: 9/1/23 vs. Springfield
 RUNS BATTED IN: 4 (5x) – Last: 7/2/23 @ Wichita
 WALKS: 3 (3x) – Last: 7/17/22 vs. Great Lakes
 STEALS: 4 – 8/16/22 @ Peoria

HIT STREAK: 13 Games – 13 Games – 5/10/23 to 5/24/23
 ON-BASE STREAK: 25 Games – 6/28/19 to 8/10/19



- ✦ Recorded 12 multi-steal games, including three steals on August 18 vs. Augusta (ATL) and was only caught stealing twice, going 30 for his first 30 and 20 for his last 20.
- ✦ Struggled over the first three months, with his season average peaking at .209 on July 22 before hitting .312 (29-for-93) over his last 27 games (August 1 to September 19),

2019

- ✦ Began his pro career with 41 games at Surprise (R) in the Arizona Rookie League, before finishing the year with Idaho Falls (R), joining the Chukars in time to help make their push to the Pioneer League Championship ... slashed .253/.356/.322 (44-for-174) between the two levels, with 28 steals in 50 games, 7th in the Royals system.
- ✦ Joined Idaho Falls on August 26 (the last day of the AZL season) and had hits in 8 of 9 regular season games as he went 13-for-34 (.382) with a 1.007 OPS ... started 6 games in center field in the Pioneer League playoffs, going 8-for-27 (.296).

COLLEGE (2017-2019)

- ✦ Attended the University of Alabama at Birmingham, where he slashed .236/.341/.292 (110-for-466) across 141 games and 3 seasons for the Blazers (Conference USA) ... recorded 20 extra-base hits, drove in 44 runs and went 76-for-91 (83.5%) in steals.
- ✦ JUNIOR (2019): Hit a career-best .283 (51-for-180) with a .775 OPS across 46 games, stealing 41 bases in 50 attempts ... collected a career-high 5 hits with 4 runs batted in his final game with UAB on May 18 at Southern Miss.
- ✦ SOPHOMORE (2018): One of two players on the team to play in all 54 games (53 starts) ... broke into UAB's top-10 single records with 24 steals, ranked 1st in Conference USA in steals and 3rd in steal attempts (29).
- ✦ FRESHMAN (2017): Appeared in 40 games (31 starts) and finished 2nd on the Blazers with 11 stolen bases ... teammates with former Storm Chaser **Brewer Hidden**.

MISCELLANEOUS

- ✦ 2016: Graduated from Hewitt-Trussville High School (Ala.), where he was the Birmingham Central Alabama Player of the Year while leading his school to the Class 7A state title, batting .447 as a senior with a school-record 71 hits and 41 stolen bases ... also played basketball on the varsity team as a sophomore.
- ✦ Has two cousins in the NFL: quarterback **Joshua Dobbs**, whose 9,360 yards at Tennessee rank third in school history and wide receiver **Parker Washington**.

CAREER BATTING

YEAR	CLUB	AVG	G	AB	R	H	TB	2B	3B	HR	RBI	BB	IBB	SO	SB	CS	LEAGUE CHAMPIONS		
																	OBP	SLG	OPS
2019	Surprise (R)	.221	41	140	26	31	35	2	1	0	18	22	0	41	26	0	.349	.250	.599
	Idaho Falls (R) ○	.382	9	34	11	13	21	2	3	0	6	1	0	8	2	1	.389	.618	1.007
2020	Did not play (no minor league season)																		
2021	ACL Royals Blue (R) +	.455	3	11	5	5	5	0	0	0	1	0	4	2	0	.500	.455	.955	
	Columbia (A)	.219	80	283	56	62	101	10	7	5	32	51	1	95	49	2	.352	.357	709
	Quad Cities (A+) ○	.188	6	16	4	3	7	1	0	1	4	3	0	6	4	0	.316	.438	754
2022	Quad Cities (A+)	.224	116	447	79	100	152	20	10	4	36	55	0	125	60	0	.313	.340	653
2023	NW Arkansas (AA)	.276	126	518	95	143	217	24	10	10	50	40	0	127	50	8	.336	.419	755
MINOR LEAGUE TOTALS (4 SEASONS)		.246	381	1449	276	357	538	59	31	20	146	173	1	406	193	11	.335	.371	706

CAREER TRANSACTIONS

2019: Drafted by Kansas City in the 13th round of the June Draft, signed 6/17 ... 2021: Placed on Columbia's 7-Day Injured List, 8/29 to 9/11.

OPTION YEARS USED: 0/3



LUCA TRESH

loo-cuh



STORM CHASERS ORGANIZATION

2024 OMAHA STORM CHASERS

2023 SEASON IN REVIEW

PLAYER & COACH DATABASE

HISTORY & RECORDS

INTERNATIONAL LEAGUE

ROYALS ORGANIZATION

GENERAL INFORMATION

BATS RIGHT / THROWS LEFT / HEIGHT 5'11" / WEIGHT 193 / MLB SERVICE 0.000



CATCHER

OPENING DAY AGE 24

BORN January 11, 2000 in Clearwater, Florida

RESIDES Safety Harbor, Florida

MILB DEBUT August 12, 2021 (ACL Royals Blue) 1-for-3, BB vs. ACL Brewers Gold

HIGH SCHOOL Clearwater Central Catholic High School (Clearwater, Florida)

COLLEGE North Carolina State University (Raleigh, North Carolina)

ACQUIRED Selected by Kansas City in the 17th round of the 2021 MLB Draft (499th OVERALL)

CAREER REVIEW

- Luca Tresh is entering his 4th season in professional baseball, after being drafted by the Royals in 2021 out of NC State ... he spent all last year in Double-A after reaching the level in 2022 and has yet to reach Triple-A.
- Over his first three Minor League seasons, Tresh has exclusively played catcher, with 157 starts and 1333.1 innings behind the plate ... he has caught 45 of 289 attempted basestealers (15.57%) ... in college, he saw time at first and third base, as well as left field but since 2020, he has only caught and played DH.
- Over the last two years, Tresh's 116 runs batted in are the fifth-most of any Royals Minor League hitter since the start of the 2022 season, while 29 home runs are tied with for the fifth-most and 181 hits are tied for ninth-most.

2023 HIGHLIGHTS

- Spent the entire season with NW Arkansas and appeared in 92 games (75 starts at catcher, 15 starts at DH) ... slashed .228/.313/.362 (76-for-334) with 10 home runs and 48 runs batted in ... ended the season on NWA's 7-Day Injured List and missed the final 18 Naturals games, from August 28 to September 18.
- Caught 26 of 169 potential base stealers (15.38%) ... 143 stolen bases against were the most of any Minor League catcher and 169 stolen base attempts against him tied with Beloit's Joe Mack for the most of any MILB catcher ... after not catching more than 5 baserunners in any single month, gunned down 9 in September.
- Struggled in the first half of the season, with a .206 average (42-for-204) and .656 OPS across his first 57 games, but saw improvement in the second half, with a .262 average (34-for-130) and .706 OPS over his final 35 games.
- After reaching base in his final 21 games of 2022, also got on base safely in his first 6 games of 2023, for a 27-game on-base streak that started on August 13, 2022 and ended on April 13, 2023.
- Drove in a career-best 5 runs on April 16 at Wichita (MIN), as he went 3-for-3 with a home run, two walks and 3 runs scored ... his hole was one of six for the Naturals in the game, as they set a single-game season best in team home runs, one off tying the franchise record.
- Set NWA's single-game walks record on May 23 at Tulsa (LAD) when he was walked 5 times in 5 plate appearances ... one of 17 players in Minor League Baseball in 2023 to draw 5+ walks in a game, but one of just 9 to do so for a full-season MILB affiliate.

SEASON-BY-SEASON RUNDOWN

2022

- Split the season between Quad Cities (A+) and NW Arkansas (AA), recognized as a Royals MILB.com Organization All-Star at catcher ... combined to slash .269/.360/.468 (105-for-301) over 104 games at the two levels, with 19 doubles, 19 homers and 68 runs batted in.
- Began the season in High-A and earned his first promotion to Double-A on August 9 ... at the time, ranked tied ninth in the Midwest League in runs batted in (54).
- Connected for 5 home runs in just 24 games with the Naturals, including his first Double-A long ball on August 21 vs. San Antonio (SD) and back-to-back games on September 13 and 15 vs. Frisco (TEX).
- Reached base in 22 of his 24 games (91.67%) with the Naturals, including his last 21 straight, with a .383 on-base percentage in that stretch, August 13 to September 18.

2021

- After being drafted in the 17th round of the 2021 MLB Draft by Kansas City, was assigned to the ACL Royals Blue (R) in the Arizona Complex league, where he played 6 games before being promoted to Columbia (A) on August 30 to finish the season.
- Across the two levels, he slashed .226/.293/.359 (12-for-53) in 16 games, with 4 doubles, 1 home run and 8 runs batted in.

CAREER BATTING

YEAR	CLUB	AVG	G	AB	R	H	TB	2B	3B	HR	RBI	BB	IBB	SO	SB	CS	OBP	SLG	OPS
2021	ACL Royals Blue (R)	.389	6	18	2	7	13	3	0	1	3	1	0	4	0	0	.421	.722	1.143
	Columbia (A)	.143	10	35	0	5	6	1	0	0	5	4	0	11	0	0	.231	.171	.402
2022	Quad Cities (A+)	.273	80	300	48	82	141	15	1	14	54	41	0	85	3	3	.360	.470	.830
	NW Arkansas (AA)	.253	24	91	16	23	42	4	0	5	14	13	0	25	1	0	.358	.462	.820
2023	NW Arkansas (AA)	.228	92	334	44	76	121	11	2	10	48	43	0	72	1	1	.313	.362	.675
MINOR LEAGUE TOTALS (3 SEASONS)		.248	212	778	110	193	323	34	3	30	124	102	0	197	5	4	.336	.415	.751

CAREER TRANSACTIONS

2023: Drafted by Kansas City in the 17th round of the July Draft, signed 7/25 ... 2023: Placed on Northwest Arkansas' 7-Day Injured List, 8/29 to 9/18.

OPTION YEARS USED: 0/3

AWARDS & HONORS

2022 MiLB.com Organization All-Star, C (QC/NWA)

CAREER HIGHS

HITS: 4 - 6/21/22 @ Wisconsin
 RUNS: 4 - 4/24/22 @ Wisconsin
 DOUBLES: 2 - 6/21/22 @ Wisconsin
 HOME RUNS: 2 - 8/4/22 vs. Wisconsin
 RUNS BATTED IN: 5 - 4/16/23 @ Wichita
 WALKS: 5 - 5/23/23 @ Tulsa
 STEALS: 1 (5x) - Last: 5/23/23 @ Tulsa

HIT STREAK: 9 Games - 7/1/22 to 7/13/22
 ON-BASE STREAK: 27 Games - 8/13/22 to 4/13/23



- Caught 11 games between Rookie ball and Single-A, totaling 83.0 behind the dish ... did not catch any of the eight runners who attempted steals on him.
- Assigned to the Surprise Saguaros of the Arizona Fall League after the Minor League season concluded ... played 7 games, going 3-for-24 (.125 average) with 1 double and 1 run batted in ... 2 of his hits, his double, lone RBI and stolen base all came in the same game, on October 29 in Mesa, as the Saguaros beat the Solo Sox 10-9.

COLLEGE (2019-2021)

- Played collegiately at North Carolina State University, where he slashed .252/.339/.512 (85-for-338) with 24 home runs and 69 runs batted in over three seasons and 108 games with the Wolfpack (ACC), including the 2021 College World Series.
- JUNIOR (2021): One of three players at NC State to start all 56 games at their respective positions in 2021, as he started behind the plate every game for the Pack, serving as a leader in Raleigh after starting catcher Patrick Bailey was drafted in the first round in 2020 ... led the team with 15 home runs and turned in 14 multi-hit games, which was highlighted by a career-best 4-for-5 outing with four runs batted in on February 23 vs. UNC ... Named to the Buster Posey Award and Bobby Bragan Collegiate Slugger Award Watch Lists, and was tabbed a Preseason All-American by Collegiate Baseball ... went 1-for-12 over 3 games at the 2021 CWS, with a double, RBI and run scored, as the Wolfpack went 2-1 in Omaha and reached the semifinals ... entered the 2021 draft as the #75 prospect in the draft pool, according to Baseball America, but was drafted 499th overall by Kansas City.
- SOPHOMORE (2020): Played in 11 games (8 starts) in the COVID-shortened season, while coming off an injury ... led the team with a .405 batting average, including 7 hits, which were fifth-most on the squad ... racked up seven multi-hit games, 4 multi-RBI games and 3 home runs.
- FRESHMAN (2019): Appeared in 41 games (13 starts) and hit .224 with 6 home runs and 17 runs batted in.

MISCELLANEOUS

- 2018: Graduated from Clearwater Central Catholic High School (Clearwater, Fla.), where he was ranked the #189 Prospect in the nation, coming out of high school ... hit .380 with 27 hits, 9 doubles and 3 homers as a senior.
- Is the cousin of former New York Yankee Tom Tresh, who played shortstop and left field for the Yankees from 1961-1969 ... was the 1962 AL Rookie of the Year, an All-Star in 1962 and 1963, won a gold glove in the outfield in 1965 and won the World Series with New York in 1962.



LEONEL VALERA

LAY-oh-nel vuh-LAIR-ah



BATS RIGHT / **THROWS RIGHT** / **HEIGHT 6'3"** / **WEIGHT 206** / **MLB SERVICE 0.000**

OPENING DAY AGE 24
BORN July 9, 1999 in Barinas, Venezuela
RESIDES Barinas, Venezuela

MLB DEBUT June 4, 2016 (DSL Dodgers 1) 0-for-4 vs. DSL D-backs 2
SIGNED July 22, 2015 – Signed by Los Angeles (NL) as an International free agent
ACQUIRED July 17, 2023 – Signed by Kansas City as a Minor League free agent

CAREER REVIEW

- Leonel David Valera is entering his 8th season in professional baseball and his second with the Kansas City Royals organization, after signing with the Royals as a free agent in July 2015 ... he has spent parts of the past two seasons in Double-A but has not yet reached Triple-A.
- He has exclusively played infield as a professional with the vast majority of his experience in shortstop (3896.2 innings), with appearances at third base (579.2 innings) and second base (396.1 innings) as well.
- Between 2016 and 2022, Valera played 448 games in the Dodgers Minor League system, the third most of any Dodgers Minor League hitter ... in that period of time, his 25 triples are tied second and 102 steals rank fourth in the organization.

2023 HIGHLIGHTS

- Signed with Washington in December 2022 with an invite to Major League Spring Training ... opened the year with the Harrisburg Senators (AA) and appeared in 57 games before the Nationals released him on July 14 ... signed with Kansas City on July 17 and played 6 games with the ACL Royals (R) before finishing the season with NW Arkansas (AA) ... 79 of his 85 starts game at shortstop (4 at 3B, 2 at DH).
- Between the two levels and three teams, played 88 games and slashed .215/.283/.307 (65-for-303) with 18 extra-base hits (12 doubles, 4 triples & 3 homers) and 32 runs batted in.
- After hitting just .115 (7-for-61) with a .409 OPS in April, bounced back in May with a .318 (21-for-66) average and .767 OPS in May.
- Produced a career-best 13-game hitting streak between May 10 and May 31, a stretch where he hit .413 (19-for-46) with a .985 OPS.

SEASON-BY-SEASON RUNDOWN

- Split the season between the Great Lakes Loons (A+) and Tulsa Drillers (AA), combined to slash .265/.340/.441 (124-for-468) ... set several career-highs, including in runs scored (81), hits (124), home runs (18) and runs batted in (83).
- Ranked second among Dodgers Minor League hitters with 33 stolen bases, tied third with 7 triples, ranked sixth with 83 runs batted in and tied seventh with 124 hits.
- Drove in 18 runs over his first 47 games with Tulsa (June to July), then drove in 44 runs over his final 41 games (August to September), the Texas League RBI leader over the final 2 months of the season.
- Hit safely in his first 9 Double-A games with the Drillers, from June 1 to 14 ... hit .310 (26-for-84) in June, with a .746 OPS ... ended the season with a .333 average (21-for-63) in September, with a .965 OPS.

- Spent the entire season with the Great Lakes Loons (A+) and hit .224/.305/.436 (81-for-362) with 38 extra-base hits and 58 runs batted in.
- Tied second among Dodgers Minor League hitters with 7 triples and tied eighth in the organization with 16 stolen bases.
- Produced a career-best 27-game on-base streak between May 9 and June 9, a stretch where he hit .308 (52-for-104) with a 1.000 OPS, with 12 walks and 16 extra-base hits (6 doubles, 4 triples & 6 home runs).

CAREER HIGHS

HITS: 4 (2x) – Last: 5/11/21 @ West Michigan
RUNS: 3 (6x) – Last: 9/10/22 @ Frisco
DOUBLES: 2 (4x) – Last: 9/3/23 vs. Springfield
HOME RUNS: 2 (2x) – Last: 4/12/22 @ Peoria
RUNS BATTED IN: 5 (3x) – Last: 9/9/22 @ Frisco
WALKS: 3 (5x) – Last: 8/6/22 @ NW Arkansas
STEALS: 4 – 8/23/17 @ DSL Royals

HIT STREAK: 13 Games – 5/10/23 to 5/31/23
ON-BASE STREAK: 27 Games – 5/9/21 to 6/9/21



- Played his first full season in the Minor Leagues, in his fourth professional season and played 122 games for the Great Lakes Loons (A) ... slashed .241/.321/.325 (108-for-449) with 24 extra-base hits (5 home runs) and 42 runs batted in.
- Tied second among Dodgers Minor League hitters with 27 steals and ranked seventh in the system with 78 runs scored.
- Over 5 Midwest League playoff games, went hit .450 (9-for-20) with a 1.272 OPS, including 4 extra-base hits (3 doubles, 1 home run).

- Split his first season in the United States between the Arizona League and Pioneer League ... combined to play 45 games for the Ogden Raptors (R) and AZL Dodgers (R) with a .282/.351/.359 (44-for-156) slashline.
- Opened the year with 2 games for Ogden, before moving to the AZL Dodgers on June 19 ... played 42 regular season games in Arizona and 4 postseason games before returning to Ogden for 1 more game to round out the season.
- Over 4 games in the Arizona League playoffs, went 5-for-15 at the plate (.333) with a .754 OPS for the league champion Dodgers.

- Spent a second straight season in the Dominican Summer League and appeared in 56 games with the DSL Dodgers 1 (R) and slashed .317/.405/.462 (59-for-186) with 25 runs batted in and 25 walks.
- Ranked second among qualified Dodgers Minor League hitters with a .405 on-base percentage, third with his .317 average and sixth with a .867 OPS.

- After signing with the Los Angeles Dodgers in July 2015, made his professional debut in the Dominican Summer League (R) with DSL Dodgers 1 and 2 ... between the two teams, slashed .228/.328/.298 (39-for-171) with 13 runs batted and 16 steals.

MISCELLANEOUS

- Has spent two offseasons (2021/22 and 2023/24) with Cardenales de Lara in the Venezuelan Winter League ... over 31 games, has hit .314 (27-for-86) with a .728 OPS.

CAREER BATTING

LEAGUE CHAMPIONS

YEAR	CLUB	AVG	G	AB	R	H	TB	2B	3B	HR	RBI	BB	IBB	SO	SB	CS	OBP	SLG	OPS	
2016	DSL Dodgers 1 (R)	.259	26	81	11	21	28	3	2	0	6	10	0	20	7	4	.337	.346	.683	
	DSL Dodgers 2 (R)	.200	29	90	13	18	23	1	2	0	7	14	0	22	9	5	.321	.256	.577	
2017	DSL Dodgers 1 (R)	.317	56	186	36	59	86	14	5	1	25	25	0	42	13	6	.405	.462	.867	
2018	AZL Dodgers (R)	.293	42	147	23	43	54	4	2	1	13	16	0	45	13	1	.364	.367	.731	
	Ogden (R)	.111	3	9	0	1	2	1	0	0	0	0	0	6	0	0	.111	.222	.333	
2019	Great Lakes (A)	.241	122	449	78	108	146	15	4	5	42	49	0	137	27	6	.321	.325	.646	
2020	Did not play (no minor league season)																			
2021	Great Lakes (A+)	.224	95	362	51	81	158	15	7	16	58	34	2	148	16	4	.305	.436	.741	
2022	Great Lakes (A+)	.211	42	147	20	31	53	3	2	5	21	15	0	57	11	0	.293	.361	.654	
	Tulsa (AA)	.290	88	321	61	93	154	12	5	13	62	33	0	119	22	1	.361	.480	.841	
2023	ACL Royals (R)	.235	6	17	2	4	5	1	0	0	3	3	0	6	0	0	.333	.294	.627	
	Harrisburg (AA)	.210	57	200	20	42	56	6	1	2	18	15	0	69	8	3	.275	.280	.555	
	NW Arkansas (AA)	.221	25	86	8	19	32	4	3	1	10	6	0	20	1	1	.292	.372	.664	
MINOR LEAGUE TOTALS (7 SEASONS)		.248	591	2,095	323	520	797	79	33	44	265	220	2	691	127	31	.327	.380	.707	

CAREER TRANSACTIONS

OPTION YEARS USED: 0/3

2015: Signed by Los Angeles (NL) as an international free agent, 7/22 ... 2021: Placed on Great Lakes 7-Day Injured List, 7/13 to 7/27 ... 2022: Signed by Washington as a minor league free agent, 12/1 ... 2023: Released by Washington, 7/14 ... Signed by Kansas City as a minor league free agent, 7/17.



JAVIER VAZ



BATS LEFT

THROWS LEFT

HEIGHT 5'9"

WEIGHT 151

MLB SERVICE 0.000



INFIELDER/OUTFIELDER

OPENING DAY AGE 23

BORN September 22, 2000 in Huntsville, Alabama

RESIDES Huntsville, Alabama

MILB DEBUT August 1, 2022 (ACL Royals) 1-for-4, 2B, R vs. ACL Mariners

HIGH SCHOOL Huntsville High School (Huntsville, Alabama)

COLLEGE Louisiana State University, Eunice (Eunice, Louisiana) / Vanderbilt University (Nashville, Tennessee)

ACQUIRED Selected by Kansas City in the 15th round of the 2022 MLB Draft (499th OVERALL)

CAREER REVIEW

- ✦ **Javier Rafael Vaz**, "Javy" is entering his 3rd season in professional baseball, after being drafted by the Royals in 2022 out of Vanderbilt ... he split last year between High-A and Double-A and has yet to reach Triple-A.
- ✦ Over his first two Minor League seasons, Vaz has split his time in the field between the infield and outfield, with the most time playing time in left field (60.1 innings), however he has also played second base (41.2 innings), shortstop (183.1 innings) and center field (62.0 innings).
- ✦ Among all Minor League players with at least 500 plate appearances over the last two seasons (2022 to 2023), his 3.6% swinging strike percentage is the second-lowest, while a 1.27 BB/K is tied fourth (85 BB/67 K), while a 10.3% K% is ninth-best ... his BB/K is the highest of any Royals Minor League in that span with at least 200 PA (next closest: **Vinnie Pasquantino**, 1.03), as are his SwStr% and K%.
- ✦ Enters 2024 ranked by MLB Pipeline as the **No. 16 Royals prospect**.
- ✦ Enters 2024 ranked by *Baseball America* as the **No. 16 Royals prospect**.

2023 HIGHLIGHTS

- ✦ Split the season between Quad Cities (A+) and NW Arkansas (AA) and earned MiLB.com Organization All-Star honors as an outfielder ... combined to slash .279/.373/.400 (124-for-445) with 32 extra-base hits, 51 runs batted in and 30 stolen bases over 119 games ... drew 64 walks to 50 strikeouts (1.28 BB/K).
- ✦ Selected as the inaugural recipient of the **Alex Gordon Heart & Hustle Award**, which recognizes a player who best exemplifies how Gordon played the game.
- ✦ Among Royals Minor League hitters, ranked third in triples (6), fourth in hits (124), sixth in walks (64), seventh in runs scored (66) and steals (30) and eighth in total bases (178) ... among qualified Royals farmhands, ranked fourth in batting average (.279) and on-base percentage (.373), while sixth in OPS (.773) and ninth in slugging percentage (.400).
- ✦ Led the River Bandits with 26 stolen bases and was caught stealing in High-A just twice ... opened the season 12-for-12 on the bases, was not caught stealing in April or May.
- ✦ Compiled a career-best 12-game hitting stretch between April 25 and May 11, a stretch where he hit .375 (21-for-56) with a 1.051 OPS.
- ✦ Also set a career-high between June 24 and July 25 by reaching base safely in 23 consecutive games ... over that month-long stretch, .276 (24-for-87) with a .400 on-base percentage.
- ✦ Produced 3 of Quad Cities' 4 longest stretches without a strikeout, including a team-best 31 consecutive plate appearances without a punchout at the plate between April 7 and 28 ... had the third-longest such stretch among Northwest Arkansas batters, 28 plate appearances without a strikeout between September 8 and 15.

SEASON-BY-SEASON RUNDOWN

2022

- ✦ After being drafted, was assigned to the Arizona Complex League and played a pair of games before moving up to Columbia (A) on August 5, where he finished the year ... combined to slash .259/.389/.370 (28-for-108) with 9 extra-base hits and 12 runs batted in, with 21 walks to 17 strikeouts (1.24 BB/K).
- ✦ Hit safely in his final 11 games of the season, tied for Columbia's longest hitting streak of the season ... between August 30 and September 11, hit .340 (16-for-47) with a .893 OPS and 6 runs batted in.
- ✦ Also reached base in his final 18 games of the season, the fourth-longest on-base streak of the year for a Fireflies hitter ... from August 21 to September 11, hit .292 (21-for-72) with a .414 on-base percentage.
- ✦ After opening the year with 2 walks to 7 strikeouts over his first 7 professional games, produced a stretch between August 14 and September 6 with 19 walks to 5 strikeouts (3.8 BB/K).

CAREER BATTING

YEAR	CLUB	AVG	G	AB	R	H	TB	2B	3B	HR	RBI	BB	IBB	SO	SB	CS	OBP	SLG	OPS
2022	ACL Royals (R)	.250	2	8	2	2	3	1	0	0	0	1	0	3	1	0	.400	.375	.775
	Columbia (A)	.260	27	100	14	26	37	6	1	1	12	20	4	14	4	3	.388	.370	.758
2023	Quad Cities (A+)	.270	86	333	49	90	130	14	4	6	39	49	0	32	26	2	.367	.390	.757
	NW Arkansas (AA)	.304	33	112	17	34	48	4	2	2	12	15	0	18	4	1	.391	.429	.820
MINOR LEAGUE TOTALS (2 SEASONS)		.275	148	553	82	152	218	25	7	9	63	85	0	67	35	6	.376	.394	.770

CAREER TRANSACTIONS

2022: Drafted by Kansas City in the 15th round of the July Draft, signed 7/26 ... 2023: Placed on Quad Cities' 7-Day Injured List, 4/13 to 4/25.

OPTION YEARS USED: 0/3

AWARDS & HONORS

- 2023 Kansas City Royals Alex Gordon Heart & Hustle Award
- 2023 MiLB.com Organization All-Star, OF (QC/NWA)

CAREER HIGHS

HITS: 3 (8x) - Last: 9/13/23 vs. Arkansas
RUNS: 3 (2x) - Last: 6/9/23 vs. Fort Wayne
DOUBLES: 2 - 5/18/23 @ Wisconsin
HOME RUNS: 1 (9x) - Last: 9/4/23 @ Frisco
RUNS BATTED IN: 4 (2x) - Last: 8/13/23 vs. Wichita
WALKS: 3 (2x) - Last: 9/2/22 @ Carolina
STEALS: 3 - 9/25/23 vs. Tulsa

HIT STREAK: 12 Games - 4/25/23 to 5/11/23
ON-BASE STREAK: 23 Games - 6/24/23 to 7/25/23



COLLEGE (2019-2022)

- ✦ Began his collegiate career at Louisiana State-Eunice JC, where his father is a coach, before transferring to Vanderbilt University for his last two years of college baseball ... over two seasons with the Commodores (Southeastern Conference), slashed .271/.401/.447(54-for-199) across 74 games.
- ✦ **SENIOR (2022):** Appeared in 53 games and hit .280 (.44-for-157) with a .893 OPS ... was the sixth-toughest player to strike out in the SEC, with 17 strikeouts in 200 plate appearances (8.5% K%), compared to 29 walks.
- ✦ **JUNIOR (2021):** Appeared in 23 games but started just one game in the regular season ... started Vandy's final 9 games of the season, including all 7 games of the College World Series ... began a two-out ninth inning rally save of elimination at the CWS on June 23 vs. Stanford and scored the tying run in a 6-5 win ... went 1-for-10 over the 3-game CWS Finals series vs. Mississippi State, a 2-1 series loss.
- ✦ **SOPHOMORE (2020):** A JUCO Preseason All-American, hit .365 with 2 home runs, 13 runs batted in and 23 stolen bases in just 19 games.
- ✦ **FRESHMAN (2019):** Made 56 starts at LSU-Eunice and slashed .364/.509/.515 with 14 doubles, 4 triples, 1 home run and 39 runs batted in ... helped lead the Bengals to a 51-8 record, including an appearance in the Region 23 Championship.

MISCELLANEOUS

- ✦ 2018: Graduated from Huntsville High School (Huntsville, Ala.), where he played four years of varsity baseball.
- ✦ Father **Roberto Vaz** is the hitting coach for the Myrtle Beach Pelicans, the Chicago Cubs' Single-A affiliate, a role he began in 2023 ... Rob was a member of the Alabama baseball team (1996-97) with a 1997 CWS runner-up finish ... a seventh round draft pick by the Oakland Athletics in 1997, he played seven years in the Minor Leagues with both the Oakland Athletics and Texas Rangers ... in 1999, he helped the Vancouver Canadians win the Triple-A World Series ... played winter ball in Puerto Rico with current ESPN baseball analyst **Eduardo Perez** ... formerly was an assistant baseball coach at LSU Eunice and the USA Baseball 18U National Team.
- ✦ Enjoys watching sports and playing video games ... also played football, basketball and tennis when he was younger, but focused solely on baseball in high school.
- ✦ Favorite player growing up was **Ken Griffey Jr.** and considers **Tony Kemp** to be a current mentor ... looks up to the "short ballers" of Major League Baseball.
- ✦ Grandmother was a softball player in her native Puerto Rico who later moved to New York City, where she raised her kids ... *"Abuela"* would hit ground balls to Javier when he came to visit her during the summer.



NELSON VELAZQUEZ

vehl-AHZ-kehZ



BATS RIGHT / **THROWS** RIGHT / **HEIGHT** 6'0" / **WEIGHT** 190 / **MLB SERVICE** 1.013

OUTFIELDER

OPENING DAY AGE 25

BORN December 26, 1998 in Carolina, Puerto Rico
RESIDES Carolina, Puerto Rico

MLB DEBUT May 30, 2022 (Chicago, NL) 1-for-3 vs. Milwaukee [G1]

MILB DEBUT July 19, 2017 (AZL Cubs) 0-for-4, R vs. AZL Royals

HIGH SCHOOL PJ Education School (Carolina, Puerto Rico)

DRAFTED Selected by Chicago (NL) in the 5th round of the 2017 MLB Draft (165th overall)

ACQUIRED July 31, 2023 – traded from Chicago (NL) to Kansas City in exchange for Jose Cuas

CAREER REVIEW

- ✦ Nelson Javier Velázquez Romero is entering his 7th season in professional baseball and his 2nd with the Royals after being drafted by the Cubs in 2017 and was traded to Kansas City in July 2023... he made his Major League debut in May 2022 and has spent parts of the past two seasons in Triple-A and the big leagues.
- ✦ Between games in the Major and Minor Leagues, he has played all three outfield positions, with the most time in right field (1836.1 innings), however he has also played games in center field (1629.0 innings) and left field (720.2 innings) as well.

2023 HIGHLIGHTS

- ✦ Split time with the Chicago Cubs and Iowa Cubs (AAA) to begin the year, before being acquired by the Royals on July 31... played 6 games with Omaha before getting called up to Kansas City on August 10, where he ended the year.
- ✦ Homered in his first Royals plate appearance on August 11 vs. St. Louis... from his Kansas City debut through the end of the season, 14 home runs tied for the second-most in the American League behind Aaron Judge (16)... homered every 9.50 at-bats with KC, the highest rate in MLB from his Royals debut through the end of 2023.
- ✦ Of his 38 hits in the Majors, 23 went for extra bases (60.5%), the 3rd-highest rate (min. 20 XBH)... his .586 slugging percentage ranked 6th in the Majors (min. 160 at-bats), trailing only Shohei Ohtani (.623), Corey Seager (.623), Aaron Judge (.613), Matt Olson (.604) and Ronald Acuña Jr. (.596)... *h/t Royals PR & Media Guide.*
- ✦ Made his Storm Chasers debut on August 2 @ Louisville and recorded his first Omaha hit August 3, but did not record another hit with the Chasers... went 1-for-22 with Omaha, including 0 for his last 15 before getting called up.

SEASON-BY-SEASON RUNDOWN

2022

- ✦ Played 56 games in the Minor Leagues, split between the Tennessee Smokies (AA) and Iowa Cubs (AAA), and combined to slash .241/.332/.357 (.49-for-203) with 15 home runs and 32 runs batted in... earned his first call-up to Triple-A on May 6 and played just 19 games with Iowa before he was recalled by Chicago (NL) on May 30.
- ✦ Made his major league debut in game one of the doubleheader May 30 vs. Milwaukee... collected his first career hit that day, an infield single off Ethan Small.
- ✦ Optioned back to Triple-A on June 1 and recalled June 20 to finish his season in the big leagues... In the first 12 games after being recalled from Iowa, batted .308 (.8-for-26) with four RBI, a .400 OBP and a .977 OPS.
- ✦ Hit his first Major League home run on July 4 at Milwaukee... added the first 2-homer game of his MLB career on July 22 at Philadelphia, as he entered the game as a pinch-hitter and hit home runs in both of his plate appearances in the game.

2021

- ✦ Split a breakout season between the South Bend Cubs (A+) and Tennessee Smokies (AA) and combined to slash .270/.333/.496 (104-for-385) over 103 games.
- ✦ Led Cubs Minor Leaguers with 73 runs batted in, 45 extra-base hits and 191 total bases while his 20 home runs and 104 hits ranked second... his 20 home runs nearly surpassed the 25 he hit in his first three professional seasons combined (2017-19).

CAREER BATTING

YEAR	CLUB	AVG	G	AB	R	H	TB	2B	3B	HR	RBI	BB	IBB	SO	SB	CS	OBP	SLG	OPS
2017	AZL Cubs (R)	.239	32	109	26	26	59	5	2	8	17	15	0	39	5	2	.336	.541	.877
2018	Eugene (A-)	.250	72	264	35	66	121	18	2	11	33	23	2	81	12	4	.322	.458	.780
	South Bend (A)	.188	31	112	6	21	22	1	0	0	7	7	0	43	3	0	.242	.196	.438
2019	AZL Cubs 2 (R)	.316	6	19	4	6	13	1	0	2	5	2	0	5	0	0	.381	.684	1.065
	South Bend (A)	.286	72	262	33	75	111	16	4	4	34	21	0	77	5	3	.338	.424	.762
2020	Did not play (no minor league season)																		
2021	South Bend (A+)	.261	69	261	37	68	119	13	1	12	46	20	5	97	12	2	.321	.456	.777
	Tennessee (AA)	.290	34	124	19	36	72	10	1	8	27	10	1	35	5	0	.358	.581	.939
2022	Tennessee (AA)	.288	22	80	16	23	56	4	1	9	17	14	1	33	5	2	.394	.700	1.094
	Iowa (AAA)	.211	34	123	21	26	51	7	0	6	15	13	0	50	7	2	.290	.415	.705
	CHICAGO - NL	.205	77	185	20	38	69	7	3	6	26	19	0	65	5	2	.286	.373	.659
2023	Iowa (AAA)	.253	74	292	48	74	137	15	0	16	44	32	1	97	7	3	.333	.469	.802
	Omaha (AAA)	.045	6	22	1	1	0	0	0	0	0	1	0	6	2	0	.087	.045	.132
	CHICAGO - NL	.241	13	29	8	7	18	2	0	3	6	3	0	8	0	0	.313	.621	.934
	KANSAS CITY	.233	40	133	27	31	77	4	0	14	28	11	0	43	0	0	.299	.579	.878
	MAJOR LEAGUE TOTALS (2 SEASONS)	.219	130	347	55	76	164	13	3	23	60	33	0	116	5	2	.294	.473	.767
	MINOR LEAGUE TOTALS (6 SEASONS)	.253	452	1,668	246	422	762	90	11	76	245	158	9	563	63	18	.324	.457	.781

CAREER TRANSACTIONS

2015: Selected by Chicago (NL) in the 5th round of the June Draft, signed 7/7... **2019:** Placed on South Bend's 7-Day Injured List, 5/25 to 8/1... **2021:** Contract selected by Chicago (NL), 11/19... **2023:** Acquired by Kansas City from Chicago (NL) for RHP Jose Cuas, 7/31.

OPTION YEARS USED: 2/3

AWARDS & HONORS

- 2021 Arizona Fall League Most Valuable Player (MSS)
- 2021 Arizona Fall League Rising Star (MSS)
- 2021 MiLB Organizational All-Star, Chicago-NL OF (SB/TEN)

CAREER HIGHS

HITS: 4 (4x) – Last: 4/20/22 vs. Rocket City
RUNS: 4 – 7/21/23 vs. Indianapolis
DOUBLES: 2 (6x) – Last: 6/15/23 vs. Indianapolis
HOME RUNS: 2 (9x) – Last: 9/24/23 @ HOUSTON
RUNS BATTED IN: 5 (3x) – Last: 7/22/22 @ PHILADELPHIA
WALKS: 3 (2x) – Last: 4/28/22 @ Chattanooga
STEALS: 2 (7x) – Last: 8/5/23 @ Louisville

HIT STREAK: 9 Games (2x) – Last: 4/16/22 to 4/27/22
ON-BASE STREAK: 22 Games – 6/8/23 to 7/14/23



- ✦ Named the Arizona Fall League MVP after leading the league with 40 hits, 16 extra-base hits, 9 home runs, 74 total bases, a .712 slugging percentage and a 1.191 OPS in 26 games for the Mesa Solar Sox, the Cubs first AFL MVP since Kris Bryant in 2013.

2019

- ✦ Spent Most of the year with the South Bend Cubs (A) but also spent a stint with the AZL Cubs (R) while on rehab assignment... combined to slash .288/.341/.441 (.81-for-281) with 17 doubles, 4 triples, 6 home runs and 39 RBI over 78 games.
- ✦ Missed 60 Sound Bend games, on the Injured List from May 25 to July 31, but rejoined the team in time to hit .346 (.9-for-26) with a .816 OPS over 7 playoff games.

2018

- ✦ Split the season between the Eugene Emeralds (A-) and South Bend Cubs (A) and combined to hit .231/.299/.380 (.87-for-103) with 11 homers and 40 runs batted in, assigned to Eugene in the Northwest League on June 12, where he ended the season.

2017

- ✦ After being drafted out of high school in Puerto Rico, made his professional debut with the AZL Cubs (R)... played 32 games and slashed .239/.336/.541 (.26-for-109) and tied third in the rookie-level Arizona League with 8 home runs.

MISCELLANEOUS

- ✦ Played for Team Puerto Rico in the 2023 World Baseball Classic and went 1-for-5 with a single, a run scored and a walk in 2 games.
- ✦ Led Criollos de Caguas to the 2023-24 Puerto Rican League championship with 8 extra-base hits and 12 RBI in 23 games... also named a Caribbean Series All-Star at DH after hitting .368 (.7-for-19) with a 1.139 OPS in 5 games with Puerto Rico.

REHAB ASSIGNMENT

LEAGUE CHAMPIONS



ANTHONY VENEZIANO



BATS LEFT

THROWS LEFT

HEIGHT 6'5"

WEIGHT 205

MLB SERVICE 0.013



LEFT-HANDED PITCHER

OPENING DAY AGE 26

BORN September 1, 1997 in Hackettstown, New Jersey

RESIDES Hackettstown, New Jersey

MLB DEBUT June 17, 2019 (Idaho Falls) 1.0 IP, 0 H, 0 ER, 1 K vs. Missoula **MLB DEBUT** September 26, 2023 (Kansas City) 1.0 IP, 1 H, 0 ER, 0 K @ Detroit

HIGH SCHOOL Warren Hills Regional High School (Washington, New Jersey)

COLLEGE Coastal Carolina University (Conway, South Carolina)

ACQUIRED Selected by Kansas City in the 10th round of the 2019 MLB Draft (289th OVERALL)

CAREER REVIEW

- Anthony James Veneziano is entering his 5th season in the Kansas City Royals organization, after being drafted in 2019 out of Coastal Carolina ... reached the Triple-A level for the first time last year and pitched in 17 games for the Storm Chasers, before he made his Major League debut in September 2023.
- Has been a starter his entire Minor League career, with 83 starts of his 87 MLB appearances, however both of Veneziano's Major League appearances were in relief ... since 2019, his 395.0 innings are the most of any Royals Minor League arm ... also leads the system over the last 4 MLB seasons in wins (25), strikeouts (427) and starts (83).
- Since MLB's 6-game series were implemented in 2021, Veneziano has pitched twice in a series 10 times, including 6 quality starts and 4 scoreless starts ... in these 10 starts combined, he has a 0.98 ERA (6 ER in 56.0 IP), a 0.93 WHIP (38 H + 14 BB in 56.0 IP), a .191 opponents' average (38-for-199) and a 9.32 K/9 (58 K in 56.0 IP).
- Enters 2024 ranked by MLB Pipeline as the No. 14 Royals prospect.
- Enters 2024 ranked by Baseball America as the No. 5 Royals prospect.

2023 HIGHLIGHTS

- Opened the year with NW Arkansas (AA) and started Opening Day for NWA ... threw at least 5.0 innings and struck out at least 5 in all 8 Double-A starts, with four scoreless starts ... promoted to Triple-A on May 19 and was named Omaha's pitcher of the year, with a 4.22 ERA (42 ER in 89.2 IP) over 18 games (17 starts) ... combined to go 10-5 with a 3.55 ERA (52 ER in 132.0 IP) and 127 strikeouts (8.66 K/9) in the Minors, before he was called up to the big leagues on September 19 to end the year with the Royals.
- Among Royals Minor League pitchers: ranked 2nd in wins (10), 2nd in innings (132.0) and 5th in strikeouts (127) ... among 23 Royals MLB arms with at least 70 innings, ranked 6th in ERA (3.55), 8th in WHIP (1.27) and 9th in opponents' average (.241).
- Threw 7 quality starts between the Naturals and Chasers ranked second in the system ... finished 2nd in Omaha with 5 quality starts, including 2 of his final 3 Triple-A outings before his MLB call-up.
- Tied a career-high with 10 strikeouts on August 10 vs. Iowa (CHC) over 6.0 scoreless innings with a career-high 104 pitches ... his 22 swings and misses in the game were the most of any Omaha pitcher in a single game this year.
- Earned his first Major League call-up on September 19, brought up with RHP Jonathan Bowlan ... waited a week to make his MLB debut on September 26 at Detroit and 2 unearned runs scored ... pitched 1.1 scoreless innings September 28 at Detroit.

SEASON-BY-SEASON RUNDOWN

2022

- Spent the entire year with NW Arkansas (AA) and went 6-9 over 26 outings (25 starts) with a 5.72 ERA (78 ER in 122.2 IP) and 129 strikeouts ... made a team-best 8 quality starts and led the Naturals staff in games started and innings pitched ... 3rd among Royals farmhands in strikeouts, tied 3rd in the system in starts and 4th in innings.
- All 8 of his quality starts came over his last 15 starts the season, beginning with a 7-inning complete-game shutout on June 9 at Tulsa (LAD), the first complete game of his career and most innings pitched ... was named the Texas League's Pitcher of the Week for June 6-13 after this start, with 5 strikeouts over 7.0 shutout innings.
- Twice tied his single-game career-high in strikeouts, with 10 over 5.0 innings on June 6 vs. Corpus Christi (HOU) and across 6.0 innings on July 23 vs. Springfield (STL).
- After struggling in the first two months, improved in the final two thirds of the season ... over his first 9 games (8 starts) in April and May, went 1-4 with a 8.44 ERA (30 ER in 32.0 IP) with 25 strikeouts (7.03 K/9) ... over his last 17 starts from June to September, went 5-5 with a 4.76 ERA (48 ER in 90.2 IP) with 104 strikeouts (10.32 K/9).

2021

- Spent the entire year with Quad Cities (A+), where he was named the River Bandits' Pitcher of the Year and appeared twice in the High-A Central All-Star team, recognized

CAREER PITCHING

LEAGUE CHAMPIONS

YEAR	CLUB	W	L	ERA	G	GS	CG	SHO	SV	SVO	IP	H	R	ER	HR	HB	BB	SO	WHIP	AVG
2019	Idaho Falls (R)	3	4	5.59	13	11	0	0	1	1	46.2	65	35	29	6	3	13	44	1.67	.322
2020											Did not play (no minor league season)									
2021	Quad Cities (A+)	6	4	3.75	22	22	0	0	0	0	93.2	76	46	39	11	10	37	127	1.21	.223
2022	NW Arkansas (AA)	6	9	5.72	26	25	1	1	0	0	122.2	133	90	78	24	8	66	129	1.62	.273
2023	NW Arkansas (AA)	5	1	2.13	8	8	0	0	0	0	42.1	37	10	10	5	5	5	48	0.99	.236
	Omaha (AAA)	5	4	4.22	18	17	0	0	0	0	89.2	83	44	42	9	2	43	79	1.41	.249
	KANSAS CITY	0	0	0.00	2	0	0	0	0	1	2.1	2	2	0	0	0	2	1	1.71	.200
	MAJOR LEAGUE TOTALS (1 SEASON)	0	0	0.00	2	0	0	0	0	1	2.1	2	2	0	0	0	2	1	1.71	.200
	MINOR LEAGUE TOTALS (4 SEASONS)	25	22	4.51	87	83	1	1	1	1	395.0	394	225	198	55	28	164	427	1.41	.259

CAREER TRANSACTIONS

OPTION YEARS USED: 0/3

2019: Drafted by Kansas City in the 10th round of the June Draft, signed 6/9 ... **2023:** Contract selected by Kansas City, 9/19.

AWARDS & HONORS

- 2023 Pitcher of the Year, Omaha Storm Chasers (AAA)
- 2023 MiLB.com Organization All-Star, LHP (NWA/OMA)
- 2021 Pitcher of the Year, Quad Cities River Bandits (A+)
- 2021 High-A Central Pitcher of the Year (QC)
- 2021 Post-Season All Star, High-A Central (LH Starter)

CAREER HIGHS

INNINGS: 7.0 - 6/9/22 @ Tulsa
 STRIKEOUTS: 10 (4x) - Last: 8/10/23 vs. Iowa
 WALKS: 5 (3x) - Last: 8/25/22 vs. Springfield
 HITS: 12 - 7/29/19 vs. Missoula
 EARNED RUNS: 8 (2x) - Last: 7/2/22 @ Amarillo
 HOME RUNS: 4 (2x) - Last: 7/2/22 @ Amarillo
 PITCHES THROWN: 104 - 8/10/23 vs. Iowa

SCORELESS STREAK: 13.2 IP - 6/10/23 to 6/23/23
 HOMERLESS STREAK: 42.2 IP - 5/27/21 to 7/18/21



as the league's Pitcher of the Year, as well as the left-handed starting pitcher representative on the All-Star team ... across 22 starts, went 6-4 with a 3.75 ERA (39 ER in 93.2 IP), while striking out 127 and walking just 37.

- His 127 strikeouts led the Royals organization, while 22 starts was tied for second and 93.2 innings ranked seventh ... among Royals Minor League pitchers who threw at least 90.0 innings, ranked first with 12.20 K/9 and a 32.3% K/9.
- Tied for the High-A Central lead in strikeouts, tied for third in games started ... also ranked first in the league in K/9, K% and placed 13th in innings pitched.
- Started Game 2 of the High-A Central Championship Series on 9/22 against Cedar Rapids for the River Bandits ... threw 3.2 scoreless innings, allowing just two hits and one walk while striking out four in a 6-0 win over theernels.

2019

- Spent his first season in pro ball with Idaho Falls (R) in the Pioneer League and did not allow an earned run in the first 4 games (11.0 innings) of his career, a 4-outing (2 start) span between June 17 and July 3, striking out 9 along the way.

- Pitched twice in the playoffs, including 4.0 scoreless, no-hit innings of relief in Game 2 of the Pioneer League Championship Series on September 14 at Ogden (LAD).

COLLEGE (2017-2019)

- Attended Coastal Carolina University, where he pitched in 49 games (35 starts) across three seasons with the Chanticians (Sun Belt Conference) and went 14-6 with a 5.04 ERA (99 ER in 176.2 IP) with 187 strikeouts ... his career average of 9.53 strikeouts per nine innings ranks eighth all-time.

- JUNIOR (2019):** Went 5-3 with 85 strikeouts in 78.0 innings (9.8 K/9) over 21 games (14 starts) ... seventh in the Sun Belt and first on the team with 85 strikeouts.

MISCELLANEOUS

- Graduated from Warren Hills High School (N.J.) in 2016, where he had a 0.74 ERA and 64 strikeouts in 47.1 innings as a senior ... threw 9.0 no-hit innings with 16 strikeouts in a game that year, but got a no-decision in his school's 1-0 loss in 11 innings ... also led his team in stolen bases his senior year with 12 steals.
- His favorite professional teams are the New York Giants (NFL) & Brooklyn Nets (NBA) ... enjoys playing golf, basketball and video games.



CAYDEN WALLACE



BATS RIGHT / THROWS RIGHT / HEIGHT 5'10" / WEIGHT 205 / MLB SERVICE 0.000



INFIELDER

OPENING DAY AGE 22

BORN August 7, 2001 in Little Rock, Arkansas

RESIDES Greenbrier, Arkansas

MILB DEBUT August 5, 2022 (ACL Royals) 0-for-1, BB, R vs. ACL Padres

HIGH SCHOOL Greenbrier HS (Greenbrier, Arkansas)

COLLEGE University of Arkansas (Fayetteville, Arkansas)

ACQUIRED Selected by Kansas City in the 2nd round of the 2022 MLB Draft (49th OVERALL)

CAREER REVIEW

- **Cayden Browning Wallace** is entering his 3rd season in professional baseball, after being drafted by the Royals in 2022 out of Arkansas ... he split last year between High-A and Double-A and has yet to reach Triple-A.
- Over his first two Minor League seasons, Wallace has exclusively played third base, with 148 starts and 1309.2 innings at the hot corner ... he played 57 games in the outfield his Freshman year at Arkansas in 2021, but has only played third base since.
- **Enters 2024 ranked by MLB Pipeline as the No. 3 Royals prospect.**
- **Enters 2024 ranked by Baseball America as the No. 4 Royals prospect.**

2023 HIGHLIGHTS

- Split his first full professional season between Quad Cities (A+) and NW Arkansas (AA) and was named Kansas City's High-A Player of the Year with the River Bandits.
- Between the two levels, he combined to slash .254/.331/.414 (128-for-503) with 47 extra-base hits (27 doubles, 7 triples, 13 home runs) and 84 runs batted in ... his 47 extra-base hits were the most of any Royals Minor League hitters, while he ranked second in runs batted in, runs scored and triples, third in hits, total bases and doubles.
- At the time of his promotion to Double-A on August 7, he ranked among Midwest League leaders in hits (2nd, 98), RBI (3rd, 64) total bases (3rd, 162), extra-base hits (1-4th, 38) and runs scored (1-5th, 56).
- Hit safely in his first 9 games of the season, April 7 to 18, with a .333 average (10-for-30) and .954 OPS to start the year ... also hit safely in 9 straight games with the River Bandits from June 16 to 28, where he hit .351 (13-for-37) with a .854 OPS.
- Also opened the season with a career-best on base streak, when he reached base safely in the first 18 games of the season, April 7 to 28 ... hit .313 (20-for-64) with a .961 OPS in that stretch to start the year.
- Three times tied a career-high with 4 runs batted in, including June 9 vs. Fort Wayne (SD), where he went 3-for-4 with a home run and walk-off single.
- After breaking camp in High-A with Quad Cities, spent most of the first four months of the season on the roster with his older brother, **Paxton Wallace** ... the two shared the starting lineup 27 times between April and August, around a quick stint in Omaha for Paxton and before Cayden's call-up to Double-A.
- Produced his third 9-game hitting streak of the season early in his tenure with NWA, from August 13 to 23, where he hit .278 (10-for-36) with a .727 OPS.
- After hitting just .207 (17-for-82) with a .579 OPS over his first month and 21 games with the Naturals, ended the season strong and hit .302 (13-for-43) with a .852 OPS over the last 11 games (September 4 to 17).

SEASON-BY-SEASON RUNDOWN

2022

- Drafted 49th overall by the Royals, reported to the Arizona Complex League and played 3 games before being promoted to Columbia (A), where he finished the season.
- Between the two levels, played 30 games and slashed .293/.379/.466 (34-for-116) with 13 extra-base hits and 17 runs batted in.
- Hit safely in 21 of 30 games in his first professional season, with 9 multi-hit games (all with Columbia), including four 3-hit games.

CAREER BATTING

YEAR	CLUB	AVG	G	AB	R	H	TB	2B	3B	HR	RBI	BB	IBB	SO	SB	CS	OBP	SLG	OPS
2022	ACL Royals (R)	.286	3	7	3	2	3	1	0	0	1	3	0	1	0	0	500	.429	.929
	Columbia (A)	.294	27	109	15	32	51	7	3	2	16	12	0	22	8	1	3.669	.468	.837
2023	Quad Cities (A+)	.261	97	376	56	98	162	22	6	10	64	42	1	94	15	6	3.41	.431	.772
	NW Arkansas (AA)	.236	33	127	19	30	46	5	1	3	20	12	0	23	3	0	3.00	.362	.662
MINOR LEAGUE TOTALS (2 SEASONS)		.262	160	619	93	162	262	35	10	15	101	69	1	140	26	7	3.40	.423	.763

CAREER TRANSACTIONS

2022: Drafted by Kansas City in the 2nd round of the July Draft, signed 7/29.

OPTION YEARS USED: 0/3



PHOTO: Brothers **Cayden Wallace** (left) and **Paxton Wallace** (right) pose at Kansas City Royals minor league photo day at the team's Surprise Complex training facility Thursday February 29, 2024, in Surprise, Arizona.

(Photo by Jason Hanna/Kansas City Royals)

AWARDS & HONORS

2023 Player of the Year, Quad Cities River Bandits (A+)

CAREER HIGHS

HITS: 3 (12x) – Last: 9/9/23 @ Frisco
RUNS: 3 (3x) – Last: 9/14/23 vs. Arkansas
DOUBLES: 2 – 8/2/23 @ Peoria
HOME RUNS: 1 (15x) – Last: 9/9/23 @ Frisco
RUNS BATTED IN: 4 (4x) – Last: 6/30/23 vs. Wisconsin
WALKS: 3 – 8/23/23 vs. Tulsa
STEALS: 2 (3x) – Last: 8/26/23 vs. Tulsa

HIT STREAK: 9 Games (3x) – Last: 8/12/23 to 8/23/23
ON-BASE STREAK: 18 Games – 4/7/23 to 4/28/23



COLLEGE (2021-2022)

- Played two seasons collegiately at the University of Arkansas, where he slashed .289/.379/.528 (149-for-515) over 127 games for the Razorbacks (Southeastern Conference), was a draft-eligible sophomore ... Arkansas' home field of Baum-Walker Stadium in Fayetteville, AR sits 11.6 miles south of Kansas City's Double-A affiliate Northwest Arkansas Naturals in Springdale, AR.
- **SOPHOMORE (2022):** A team captain and the starting third baseman for an Arkansas team that reached the College World Series semifinals ... in 67 games, hit .298 (82-for-275) with 16 home runs and 60 runs batted in ... led the team in runs (62), doubles (20), RBI, stolen bases (12) and slugging percentage (.553) ... in the College World Series, slashed .292/.320/.542 with a home run and 3 RBI vs. No. 2 Stanford on June 18 ... named to the ABCA/Rawlings South All-Region Team and NCAA Stillwater Regional All-Tournament Team.
- **FRESHMAN (2021):** Named to the Freshman All-SEC Team and a Baseball America Freshman All-American (Second Team), the 24th Razorback in program history to earn Freshman All-America status ... started 60 games (48 in right field) and Baseball America Freshman All-American (Second Team) and played errorless defense, recording 90 putouts and 10 assists with a perfect fielding percentage (1.000) ... tied the school freshman record of 14 home runs, a mark held by two previous 1st-round picks in **Zack Cox** (2010) and **Heston Kjerstad** (2020).

MISCELLANEOUS

- **2020:** Graduated from Greenbrier High School (Ar.), where he was named 2020 Gatorade Arkansas Player of the Year and was a 2019 Perfect Game All-American and Under Armour All-American ... participated in the 2019 Under Armour All-America Game on July 19 at Wrigley Field.
- His older brother, **Paxton Wallace**, signed a minor league contract with Kansas City on December 19, 2022 and the two played together with Quad Cities in 2023.
- Father, Mike, played college football at the University of Central Arkansas.



JACOB WALLACE



STORM CHASERS ORGANIZATION

2024 OMAHA STORM CHASERS

2023 SEASON IN REVIEW

PLAYER & COACH DATABASE

HISTORY & RECORDS

INTERNATIONAL LEAGUE

ROYALS ORGANIZATION

GENERAL INFORMATION

BATS RIGHT

THROWS RIGHT

HEIGHT 6'11"

WEIGHT 190

MLB SERVICE 0.000



RIGHT-HANDED PITCHER

OPENING DAY AGE 25

BORN August 13, 1998 in Lawrence, Massachusetts

RESIDES Methuen, Massachusetts

MILB DEBUT June 21, 2019 (Boise) 1.0 IP, 1 H, 1 ER, 0 K @ Spokane

HIGH SCHOOL Methuen High School (Methuen, Massachusetts)

COLLEGE University of Connecticut (Storrs, Connecticut)

SIGNED Selected by Colorado in the 3rd round of the 2019 MLB Draft (100th OVERALL)

ACQUIRED December 16, 2022 – Traded from Boston to Kansas City in exchange for RHP Wyatt Mills

CAREER REVIEW

- Jacob Michael Wallace is entering his 5th season in professional baseball, his 2nd season in the Kansas City Royals organization, after being drafted by the Rockies in 2019 out of UConn, traded to Boston in September 2020 and acquired by the Royals from the Red Sox in December 2022.
- Has not started a game in his Minor League career, with 157 appearances out of the bullpen since being drafted in 2019 ... has led his team in games pitched each of the last three seasons: 49 games with Northwest Arkansas (AA) in 2023, 47 games with Portland (AA) in 2022 and 39 games for Greenville (A+) in 2021 ... tied for the league lead in appearances with the Nationals in 2023 and the Drive in 2021.

2023 HIGHLIGHTS

- Spent the entire season with NW Arkansas (AA), his second consecutive full season in Double-A ... set the franchise record for games pitched with 49 appearances, surpassing Jon Keck's total of 45 in 2013 ... tied for the league lead in games pitched and tied second on the team with 5 saves.
- Did not allow an earned run over his first 10.1 innings with NWA, starting the year with an 11-game stretch of a 0.00 ERA, with 4 hits, 9 walks and 12 strikeouts in that stretch ... however, allowed 5 unearned runs and took two losses in that span.
- Also ended the season with a stretch of 6 straight outings without allowing an earned run, 7.1 innings straight to finish the year, with 2 walks and 7 strikeouts.
- Produced fascinating home/road splits, with a 0-0 record and 7.50 ERA (20 ER in 24.0 IP) and .320 opponents' average (32-for-100) at Arvest Ballpark, compared to 1-5 with a 1.07 ERA (3 ER in 25.1 IP) and .154 opponents' average (14-for-91) on the road.
- 13 of his 49 outings lasted less than an inning, while 13 lasted longer than an inning.

SEASON-BY-SEASON RUNDOWN

2022

- Spent the entire season with the Portland Sea Dogs (AA), where he led the team in wins (8) and games pitched (47) while tied 5th on the staff in strikeouts (76) and 8th in innings pitched (56.2) ... tied 2nd in the Eastern League in wins and tied 4th in games pitched ... 2nd among all Boston farmhands in games pitched, tied 7th in wins ... 8 wins were tied for the most of any Double-A pitcher that did not make a start.
- Did not allow an earned run in his first eight outings in May, a 9.2-inning stretch between May 5 and 28, as he surrendered just one unearned run on six hits.
- Had 8 perfect outings where he retired every batter faced, including with a career-high 2.2 innings on August 16 at Reading (PHI), with 8 batters retired on 23 pitches.
- One of Portland's best relievers down the stretch, as he pitched to a 1.61 ERA (3 ER in 22.1 IP) over 16 games between August and September and earned decisions in 9 of those appearances: 7 wins and 1 save ... 12 of 16 outings in this stretch were scoreless.
- Acquired by Kansas City in a trade with Boston on December 16, 2022 in exchange for RHP Wyatt Mills.

2021

- Spent the entire season with the Greenville Drive (A+) and made a team-high 39 appearances ... with 76 strikeouts, recorded a career-best 14.05 K/9 (76.50 in 48.2 IP) and 3.04 K/BB (76 K, 25 BB).
- Held right-handed hitters to a .176 average (18-for-102) with only 2 extra-base hits and a .516 OPS, while lefties hit .280 (23-for-82) with 11 extra-base hits and a .909 OPS.
- Almost exclusively pitched in the late innings, never entered a game before the sixth inning ... 162 of the 184 at-bats against him (88%) came in the seventh inning or later ... pitched his best in the ninth inning, when opponents hit just .183 (11-for-60).
- Over his last 14 games of the season, from July 29 to September 17, posted a 2.70 ERA (6 ER in 20.0 IP) with a .157 opponents' batting average (11-for-70) with 36 strikeouts (16.2 K/9) ... named to MLB Pipeline's Prospect Team of the Week for the week of August 2 to 8, as he combined to throw 4.0 hitless and scoreless innings against Rome (ATL) and walked 1 while striking out 9, retiring 12 of the 13 batter he faced.

CAREER PITCHING

YEAR	CLUB	W	L	ERA	G	GS	CG	SHO	SV	SVO	IP	H	R	ER	HR	HB	BB	SO	WHIP	AVG	
2019	Boise (A-)	0	0	1.29	22	0	0	0	12	13	21.0	9	3	3	1	1	9	29	0.86	.129	
2020																					
Did not play (no minor league season)																					
2021	Greenville (A+)	3	3	5.92	39	0	0	0	4	8	48.2	41	33	32	5	9	25	76	1.36	.223	
2022	Portland (AA)	8	2	3.81	47	0	0	0	1	3	56.2	35	27	24	7	3	49	76	1.48	.178	
2023	NW Arkansas (AA)	1	5	4.20	49	0	0	0	1	5	9	49.1	46	34	23	1	5	40	57	1.74	.241
MINOR LEAGUE TOTALS (4 SEASONS)																					
		12	10	4.20	157	0	0	0	22	33	175.2	131	97	82	14	18	123	238	1.45	.204	

CAREER TRANSACTIONS

2019 Drafted by Colorado in the 3rd round of the June Draft, signed 6/12 ... 2020: Acquired by Boston from Colorado for OF Kevin Pillar as the 8/31 Player to be Named Later, 9/18 ... 2022: Acquired by Kansas City from Boston for RHP Wyatt Mills, 12/16.

OPTION YEARS USED: 0/3

AWARDS & HONORS

- 2019 *Baseball America* Short-Season All-Star (BOI)
- 2019 *Northwest League* Midseason All-Star (BOI)

CAREER HIGHS

INNINGS: 2.2 – 8/16/22 @ Reading
STRIKEOUTS: 5 (2x) – Last: 8/8/21 vs. Rome
WALKS: 4 (5x) – Last: 8/12/23 vs. Wichita
HITS: 4 (4x) – Last: 5/29/23 @ Arkansas
EARNED RUNS: 5 – 4/29/22 @ Somerset
HOME RUNS: 2 (2x) – Last: 4/29/22 @ Somerset
PITCHES THROWN: 45 – 7/5/23 vs. Arkansas

SCORELESS STREAK: 11.0 IP – 7/21/19 to 9/1/19
HOMERLESS STREAK: 36.2 IP – 8/16/22 to 6/11/23



2020

- Acquired by the Boston Red Sox on September 18 as the Player to be Named Later for the trade that sent OF **Kevin Pillar** to Colorado from Boston on August 31, at the time ranked by *Baseball America* as the No. 15 Rockies prospect.

2019

- Selected in the 3rd round of the 2019 Draft by the Colorado Rockies and earned 12 IP for the Boise Hawks (A-) with a 1.29 ERA (3 ER in 21.0 IP) and pitched 22 saves (in 13 chances) ... led the league in saves and ranked sixth in the Rockies system.
- Named a *Baseball America* Short-Season All-Star and Northwest League mid-season All-Star ... struck out the side in the top of the ninth inning in the Pioneer League vs. Northwest League All-Star Game on August 6 at Memorial Stadium in Boise.
- 20 of his 22 relief appearances were scoreless, including his last 12 outings of the year, from July 21 to September 1 ... over the last 11.0 innings of his season, went 7-for-7 in save opportunities and allowed just 3 hits and 5 walks while striking out 16 (13.1 K/9).

COLLEGE (2017-2019)

- Pitched for the University of Connecticut for three seasons, posting a 2.77 ERA (30 ER in 97.1 IP) across 71 games with 143 strikeouts (13.2 K/9) to just 38 walks (3.76 K/BB).
- JUNIOR (2019):** Went 3-1 over 30 games with a 0.64 ERA (3 ER in 42.0 IP), the fifth-lowest in program history, while his 16 saves tied the program's single-season save record with 16 saves as a junior ... named a First Team All-American by ABCA/Rawlings, College Baseball Foundation, *Baseball America*, D1Baseball.com and NCBWA ... named second team Collegiate Baseball All-American and First Team All-Conference in the AAC ... one of five pitchers up for National Pitcher of the Year and was a finalist for NCBWA Stopper of the Year Award, given to the top reliever in college baseball.
- SOPHOMORE (2018):** Appeared in 28 games out of the bullpen and went 1-0 with a 3.95 ERA (19 ER in 43.1 IP) and three saves ... served primarily as the Huskies set-up man and was named to the American Athletic Conference All-Tournament Team ... over the summer of 2018, pitched for the Bourne Braves in the Cape Cod Baseball League and was named to the CBBL All-Star team, also a Co-Recipient of the Cape Cod League Baseball John Claffey New England Top Prospect Award, as he pitched in 12 games and did not allow a run in 13.2 innings ... earned 6 saves and struck out 25.

MISCELLANEOUS

- 2016: Graduated from Methuen High School (Mass.) and earned three varsity letters, twice selected for the All-Conference team twice and named a team captain his senior year ... also ran indoor track (4 years) and cross country (3 years), team captain of the indoor track team his senior year.



DREW WATERS



BATS SWITCH / **THROWS RIGHT** / **HEIGHT 6'0"** / **WEIGHT 185** / **MLB SERVICE 1.045**



OUTFIELDER

OPENING DAY AGE 25

BORN December 30, 1998 in Atlanta, Georgia

RESIDES Marietta, Georgia

MLB DEBUT June 27, 2017 (GCL Braves) 0-for-3 vs. GCL Yankees East **MLB DEBUT** August 22, 2022 (Kansas City) 0-for-3, RBI, BB vs. Chicago (AL)

HIGH SCHOOL Etowah High School (Woodstock, Georgia)

DRAFTED Selected by Atlanta in the 2nd round of the 2017 MLB Draft (41st OVERALL)

ACQUIRED July 11, 2022 – traded from Atlanta with Drew Waters and CJ Alexander to Kansas City in exchange for 2022 MLB Draft CBA Pick #35

CAREER REVIEW

- Andrew David Waters is entering his 7th season in professional baseball and his 3rd with the Royals after being drafted by the Braves 41st overall in 2017 and was traded to Kansas City in July 2022 ... he made his Major League debut in August 2022 and has spent parts of the past four seasons in Triple-A.
- During his time in the Major and Minor Leagues, has played all three outfield positions, with the most playing time in center field (3091.1 innings), however he has also seen time in right field (1006.0 innings) and left field (902.0 innings).

2023 HIGHLIGHTS

- Opened the year on the Royals' 10-Day Injured List with a left oblique strain and played 13 games on rehab assignment with Omaha (AAA) before being reinstated on May 26 to finish the year with 98 games in the Major Leagues for Kansas City.
- Ranked tied eighth in the American League in triples (5), trailing teammate **Bobby Witt Jr.**'s MLB-leading 11 ... 6 assists as a right fielder were tied 8th most in the AL, while he tied third among MLB center fielders with a 92.9wB arm strength.
- Hit .167 (10-for-60) with a .475 OPS over his first 21 games with the Royals, then hit .244 (59-for-242) with 22 XBH and a .727 OPS over his last 77 games, from June 22.
- In the first 6 games of his rehab assignment with Omaha, went 1-for-22 at the plate (.045) ... over his last 7 games, hit .533 (16-for-30) with a 1.603 OPS ... produced a trio of 4-hit games in that stretch with 13 total bases on May 21 vs. Toledo.

SEASON-BY-SEASON RUNDOWN

2022

- Opened the season with the Gwinnett Strippers (AAA) before being traded from Atlanta to Kansas City on July 11 ... played 31 games with Omaha before being called up to the big leagues for the first time on August 22, where he ended the year.
- Over 83 games between the Triple-A teams and a rehab stint with the Rome Braves (A+), combined to slash .269/.345/.460 (87-for-324), with a career-high 13 homers.
- After hitting .217 (5-for-23) over 8 games in August, led the Royals with 5 home runs in 24 September/October games and tied for the team lead with 11 extra-base hits.

2021

- Spent the entire season with the Gwinnett Strippers (AAA) and stole a career-high 28 bases over 103 games ... selected to the **SiriusXM All-Star Futures Game** and went 1-for-1 with a walk ... at the time, was MLB Pipeline's No. 25 overall prospect.

2020

- Played in a Braves team-high 17 Grapefruit League games as a non-roster invitee ... spent the entire summer at Atlanta's Alternate Training Site at Gwinnett's Coolray Field.

2019

- Split the season between the Mississippi Braves (AA) and Gwinnett Strippers (AAA), named the Southern League MVP and won the league's batting title at just 20 years old, hitting .319 (134-for-420), a Mississippi franchise-record.
- Led Braves Minor Leaguers in his (163), doubles (40) and total bases (242) and led the Southern League in hits (314), doubles (35), triples (9) and extra-base hits (49).

CAREER BATTING

YEAR	CLUB	AVG	G	AB	R	H	2B	3B	HR	RBI	BB	IBB	SO	SB	CS	OBP	SLG	OPS	
2017	GCL Braves (R)	.347	14	49	13	17	28	3	1	2	10	7	0	11	2	1.448	.571	1.019	
	Danville (R)	.255	36	149	20	38	57	11	1	2	14	16	0	59	4	2	.331	.383	.714
2018	Rome (A)	.303	84	337	58	102	173	32	6	9	36	21	0	72	20	5	.353	.513	.866
	Florida (A+)	.268	30	123	14	33	46	7	3	0	3	8	0	0	0	0	.316	.374	.690
2019	Mississippi (AA)	.319	108	420	63	134	202	35	9	5	41	28	1	121	13	6	.366	.481	.847
	Gwinnett (AAA)	.271	26	107	17	29	40	5	0	2	11	11	0	43	3	0	.336	.374	.710
Did not play (no minor league season)																			
2020	Gwinnett (AAA)	.240	103	404	70	97	154	22	1	11	37	47	0	142	28	9	.329	.381	.710
2022	Rome (A+) +	.364	3	11	5	4	8	1	0	1	2	0	3	0	0	0	.417	.727	1.144
	Gwinnett (AAA)	.246	49	191	26	47	75	7	3	5	16	16	0	57	5	1	.305	.393	.698
	Omaha (AAA)	.295	31	122	29	36	66	5	2	7	17	20	0	41	13	0	.399	.541	.940
	KANSAS CITY	.240	32	96	14	23	46	6	1	5	18	12	0	40	0	0	.324	.479	.803
	2023	Omaha (AAA) +	.327	13	52	12	17	33	6	2	2	6	6	0	13	2	0	.397	.635
	KANSAS CITY	.228	98	302	40	69	114	11	5	8	32	27	0	107	16	5	.300	.377	.677
MAJOR LEAGUE TOTALS (2 SEASONS)		.231	130	398	54	92	160	17	6	13	50	39	0	147	16	5	.306	.402	.708
MINOR LEAGUE TOTALS (6 SEASONS)		.282	497	1,965	327	554	882	134	28	46	193	181	1	595	93	24	.348	.449	.797

REHAB ASSIGNMENT

MISCELLANEOUS

- Split the season between the Rome Braves (A) and Florida Fire Frogs (A+), named Rome's Player of the Year ... also named a South Atlantic League midseason and postseason All-Star ... tied fourth in the league with 32 doubles, despite a promotion to High-A on August 1, where he ended the year.
- Split the season between the GCL Braves (R) and Danville Braves (R), combined to slash .278/.362/.429 (55-for-198) over 50 games across the two rookie affiliates.
- 2017: Graduated from Etowah High School (Ga.), where he was named the 2017 Gatorade State Player of the Year in Georgia and led the Eagles to the first Class 7A state title in school history.
- Selected to USA Baseball's 2019 Premier12 roster, the first chance for Team USA to qualify for the Tokyo 2020 Olympic Games ... went 1-for-9 over 8 games, with a homer.

CAREER TRANSACTIONS

OPTION YEARS USED: 2/3

2017: Drafted by Atlanta in the 2nd round of the June Draft, signed 6/17 ... 2018: Placed on Royals' 7-Day Disabled List, 4/23 to 5/9 ... 2021: Contract selected by Atlanta, 11/18 ... 2022: Placed on Gwinnett's 7-Day Injured List, 4/5 to 5/3 ... Acquired by Kansas City from Atlanta with RHP Andrew Hoffmann and INF CJ Alexander for 2022 Draft Pick, CBA Pick # 35, 7/11 ... 2023: Placed on Kansas City's 10-Day Injured List, 3/2 to 5/26 (Left oblique strain).

2024 OMAHA STORM CHASERS



BECK WAY



BATS RIGHT

THROWS RIGHT

HEIGHT 6'4"

WEIGHT 200

MLB SERVICE 0.000



RIGHT-HANDED PITCHER

OPENING DAY AGE 24

BORN August 6, 1999 in Harrisburg, Pennsylvania
RESIDES Huntington Beach, California

MILB DEBUT May 26, 2021 (Tampa) 1.1 IP, 2 H, 0 ER, 1 K @ Dunedin

HIGH SCHOOL Cumberland Valley High School (Mechanicsburg, Pennsylvania)

COLLEGE Belmont Abbey College (Belmont, North Carolina) / Northwest Florida State College (Niceville, Florida)

SIGNED Selected by New York (AL) in the 4th round of the 2020 MLB Draft (129th OVERALL)

ACQUIRED July 27, 2022 – Traded from New York (AL) with Chandler Champlain and T.J. Sikkema to Kansas City in exchange for Andrew Benintendi

CAREER REVIEW

- Beck Michael Way is entering his 4th season in professional baseball, his second after being drafted by the Yankees in 2020 and traded to Kansas City in July 2022.
- Has largely been a starter in his career but began pitching in relief last year ... between 2021 and 2022, 40 of his 41 appearances were starts, as were his first 12 in 2023, but made 11 relief appearances in a 12-game span between June and August, before finishing the year in the rotation for Double-A Northwest Arkansas.
- Since joining the Royals organization, has gone 5-12 with a 5.77 ERA (74 ER in 115.1 IP) and 127 strikeouts (9.91 K/9) over parts of two seasons ... that compares to his time in the Yankees organization, where he went 9-8 with a 3.85 ERA (48 ER in 135.2 IP) and 163 strikeouts (10.81 K/9).
- Enters 2024 ranked by MLB Pipeline as the No. 00 Royals prospect.

2023 HIGHLIGHTS

- Spent the entire year with NW Arkansas (AA) and appeared in 28 games (17) starts, going 2-9 with a 6.67 ERA (59 ER in 79.2 IP) with 80 strikeouts.
- Opened the year in NWA's rotation and his first 12 appearances were starts, but 11 of his next 12 outings came in relief, between June 23 and August 23 ... as a starter, produced a 9.23 ERA (53 ER in 51.2 IP), 2.21 WHIP (63 H + 51 BB) and a .306 opponents' average (63-for-206) ... as a reliever, pitched to a 1.93 ERA (6 ER in 28.0 IP) with a 0.96 WHIP (15 H + 12 BB) and a .153 opponents' average (15-for-98).
- Longest outing of the year came on May 25 at Tulsa (LAD), as he held the Drillers to 1 run over 5.2 innings with 6 strikeouts ... one of two games where he pitched into the 5th inning all season (back-to-back starts, also May 31 vs. Corpus Christi).
- 8 of his 11 relief appearances were scoreless, including 5 outings that lasted 3.0 innings or more ... twice, pitched 4.0 scoreless innings out of the bullpen, including August 11 vs. Wichita (MIN) where he retired 12 of 13 batters (1 hit) with 6 strikeouts.
- Held right-handed hitters to a .209 average (34-for-163) and .703 OPS, compared to lefties, who hit .313 (44-for-141) with a .934 OPS against him.
- After the season concluded, was assigned to the Surprise Saguaros in the Arizona Fall League and made 6 appearances, pitching to a 6.00 ERA (4 ER in 6.0 IP) with 7 strikeouts ... 4 of his 6 outings were scoreless.

SEASON-BY-SEASON RUNDOWN

2022

- Made 15 starts for the Hudson Valley Renegades (A+) before he was acquired by Kansas City on July 27 with RHP **Chandler Champlain** and LHP **T.J. Sikkema** in exchange for OF **Andrew Benintendi** ... reported to Quad Cities (A+), where he made 7 starts to finish the season.
- Over 22 starts between the two High-A clubs, combined to go 8-8 with a 3.75 ERA (45 ER in 108. IP) and a .205 opponents' average (79-for-386).
- Allowed 3 ER or less in 19 of 22 starts ... 15 of 22 starts lasted 5.0 innings or more, with 5 quality starts ... fired 6.0 hitless and scoreless innings on July 23 at Wilmington (WAS), his first of two hitless starts.
- Struck out a season-high 10 over 8.0 no-hit innings on September 3 at Beloit (MIA) ... walked 4 and hit 2 batters ... replaced by **Anderson Paulino**, who allowed a leadoff single on the first pitch in the top of the 9th inning, the first of 3 baserunners in the inning, as the Sky Carp played a run for a 5-1 final score ... 8.0 innings, 10 strikeouts and 108 pitches thrown all represent career highs.
- In the month of June, worked a 0.86 ERA (2 ER in 21.0 IP) over 4 starts with the Renegades, with 22 strikeouts to just 6 walks (3.67 K/BB).
- Pitched to a 1.83 ERA (12 ER in 59.0 IP) over 11 road starts, with 72 strikeouts (14.64 K/9), compared to a 6.06 ERA (33 ER in 49.0 IP) across 11 home starts, with 55 strikeouts (10.10 K/9).

CAREER PITCHING

YEAR	CLUB	W	L	ERA	G	GS	CG	SHO	SV	SVO	IP	H	R	ER	HR	HB	BB	SO	WHIP	AVG
2020																				
Did not play (no minor league season)																				
2021	Tampa (A)	3	1	2.68	15	14	0	0	0	0	47.0	23	15	14	2	6	29	54	1.11	.144
	Hudson Valley (A+)	1	2	7.71	4	4	0	0	0	0	16.1	18	14	14	3	2	9	29	1.65	.281
2022	Hudson Valley (A+)	5	5	3.73	15	15	0	0	0	0	72.1	55	32	30	9	4	26	80	1.12	.212
	Quad Cities (A+)	3	3	3.79	7	7	0	0	0	0	35.2	24	17	15	1	6	17	47	1.15	.189
2023	NW Arkansas (AA)	2	9	6.67	28	17	0	0	0	0	79.2	78	65	59	10	16	63	80	1.77	.257
MINOR LEAGUE TOTALS (3 SEASONS)		14	20	4.73	69	57	0	0	0	0	251.0	198	143	132	25	34	144	290	1.36	.217

CAREER TRANSACTIONS

2019: Drafted by New York (AL) in the 4th round of the June Draft, signed 7/14 ... 2022: Acquired by Kansas City with LHP T.J. Sikkema and RHP Chandler Champlain from New York (AL) for LF Andrew Benintendi, 7/27.

OPTION YEARS USED: 0/3

CAREER HIGHS

INNINGS: 8.0 – 9/3/22 @ Beloit
STRIKEOUTS: 10 – 9/3/22 @ Beloit
WALKS: 6 – 7/22/21 vs. Clearwater
HITS: 8 – 5/13/22 vs. Aberdeen
EARNED RUNS: 8 – 5/13/22 vs. Aberdeen
HOME RUNS: 2 – (5x) – Last: 4/18/23 vs. Amarillo
PITCHES THROWN: 108 – 9/3/22 @ Beloit

SCORELESS STREAK: 16.2 IP – 8/4/23 to 8/29/23
HOMERLESS STREAK: 35.2 IP – 7/10/21 to 9/3/21



2021

- In his first professional season, split the year between the Tampa Tarpons (A) and Hudson Valley Renegades (A+) ... over 19 appearances (18 starts), combined to go 4-3 with a 3.98 ERA (28 ER in 63.1 IP) with 38 walks to 83 strikeouts.
- Did not allow a run in 6 of 52 outings, including his first 3 appearances, from May 26 to June 6 ... over that 5.2 inning stretch to start his career, allowed 3 hits and 3 walks, while striking out 6.
- Opened the season in Single-A with Tampa before earning a promotion to High-A on August 24 and he ended the season with Hudson Valley.
- Held opposing hitters to a .144 average (23-for-160) over 15 outings; the Tarpons and only allowed 6 extra-base hits (4 doubles, 2 homers) ... his .206 opponents' slugging percentage with Tampa was the 5th-lowest among Single-A pitchers with at least 40.0 innings in 2021.
- Threw his only two quality starts of the season in back-to-back outings ... on August 4 at Jupiter (MIA), allowed 1 unearned run over 6.0 innings of work, his first of 3 starts with 8 strikeouts ... named the Florida State League Pitcher of the Week after his start on August 13 vs. Clearwater (PHI), fired 6.0 shutout innings with just 1 hit allowed and 5 strikeouts.

2020

- Was selected by the New York Yankees in the 4th round of the shortened 5-round MLB Draft (129th overall) ... was signed to play his Senior season of college at Louisiana State University (LSU), before he was drafted.

COLLEGE (2017-2020)

- Began his collegiate career with two years at Division 2 Belmont Abbey College, before transferring to JUCO powerhouse Northwest Florida State College for two years (one season)
- 2019-20: Sat out the season 2019 season, but made 7 appearances (6 starts) in 2020 before COVID shut down the remainder of the season ... went 5-0 with 2 complete games and a 0.67 ERA (3 ER in 40.0 IP) for the Raiders, with 58 strikeouts (13.05 K/9).
- Pitched the summer of 2019 for the Cotuit Kettleers in the Cape Cod League, going 2-2 with a 3.29 ERA (5 ER in 13.2 IP) and 17 strikeouts (11.9 K/9) ... teammates with six future Major Leaguers, including Chicago Cubs prospect **Matt Mervis** and 2020 7th overall draft pick **Nick Gonzales** (Pirates).
- 2017-18: Attended Belmont Abbey College (N.C.), where he made 19 appearances and earned 2 saves with a 3.98 ERA (9 ER in 20.1 IP) in 2018 ... Belmont Abbey was his only offer coming out of high school.

MISCELLANEOUS

- 2016: Graduated from Cumberland Valley High School (Penn.) ... did not begin pitching until his junior year (8.0 innings), before throwing roughly 20 as a senior.



PEYTON WILSON



BATS SWITCH / THROWS RIGHT / HEIGHT 5'8" / WEIGHT 180 / MLB SERVICE 0.000



INFIELDER/OUTFIELDER

OPENING DAY AGE 24

BORN November 1, 1999 in Hoover, Alabama
RESIDES Hoover, Alabama

MILB DEBUT August 5, 2021 (ACL Royals Gold) 0-for-2, BB, R @ ACL Brewers Blue

HIGH SCHOOL Hoover High School (Hoover, Alabama)

COLLEGE University of Alabama (Tuscaloosa, Alabama)

ACQUIRED Selected by Kansas City in the 2nd round (Competitive Balance Round B) of the 2021 MLB Draft (66th overall)

CAREER REVIEW

- **Peyton Thomas Wilson** is entering his 4th season in professional baseball, after being drafted by the Royals in 2021 out of Alabama ... he spent all of last season at Double-A Northwest Arkansas.
- Wilson has primarily played second base (1621.0 innings) in his minor league career but has seen time in center field (305.1 innings) and left field (4.0 innings) as well as third base (3.0 innings).
- Over the last two years, Wilson's 49 doubles hits are the second-most of any Royals Minor League hitter, while 231 hits rank third in the system and 130 runs scored are fifth.
- **Enters 2024 ranked by MLB Pipeline as the No. 24 Royals prospect.**
- **Enters 2024 ranked by Baseball America as the No. 27 Royals prospect.**

2023 HIGHLIGHTS

- Spent the entire season with NW Arkansas (AA), where he appeared in 128 games and slashed .286/.366/.411 (140-for-489) ... led qualified Naturals hitters with his .286 average and a .366 on-base percentage.
- Led the Texas League with 33 doubles, while 140 hits ranked fourth in the league and 201 total bases placed 10th ... also led Royals Minor Leaguers in doubles and was second in hits behind teammate **Tyler Tolbert** ... ranked fourth in the Royals system in total bases and runs scored (70), tied fourth in extra-base hits (44) and ranked sixth in runs batted in (65).
- Opened the season red-hot, with a .351 average (.27-for-77) and .875 OPS in the month of April ... produced a pair of 4-hit games in the opening month, going 4-for-6 on April 15 @ Wichita (MIN) and 3-for-5 on April 25 @ San Antonio (SD).
- Maintained a batting average above .300 from April 13 to May 24 and did not dip below a .250 average after April 11, through the end of the season on September 17.
- Reached base safely in a career-best (and team-best) 22 straight games, between August 12 and September 8 ... hit .376 (.32-for-85) in this stretch, with a .954 OPS.
- Was a .327 hitter (.49-for-150) with a .838 OPS over the final two months of the season, between August 1 and September 17 ... drove in 22 runs over this stretch.
- After the Minor League season, was assigned to the Surprise Sugaros in the Arizona Fall League, where he slashed .272/.390/.432 (22-for-81) with 13 RBI and 16 walks for the AFL Champions ... named an AFL Rising Star and went 1-for-2 with a double in the "Fall Stars Game" on November 5 at Sloan Park ... went 1-for-4 in the AFL Championship game on November 11, a 6-5 win over Peoria at Scottsdale Stadium.

SEASON-BY-SEASON RUNDOWN

2022

- Opened the season on the 7-Day Injured list for Quad Cities (A+), activated on April 26 and ended the year with the River Bandits ... earned MILB.com Organization All-Star honors at second base, as he slashed .268/.359/.456 (91-for-340) over 88 games with 33 extra-base hits, 44 runs batted in and 23 stolen bases.
- Ranked second among qualified River Bandits hitters in batting average, on-base percentage, slugging percentage and OPS (.815).
- As a switch hitter, fared better against right-handed pitching, batting .281 (.74-for-263) and .838 OPS when hitting lefty, compared to a .221 average (.17-for-77) and .736 OPS against left-handed pitching (batting right-handed).
- Produced the first 4-hit game of his career on August 3 vs. Wisconsin (MIL), going 4-for-4 with a double, 2 runs scored and a walk ... one of 25 multi-hit games in 2022.
- 15 of his 23 stolen bases came over the last two months of the season and final 31 games after stealing just 8 bases over his first four months and 57 games ... had a trio of 2-steal games in 2022, including a pair in August.
- Ended the season on a career-best 11-game hitting streak between August 30 and September 11, hitting .383 (18-for-47) with a 1.154 OPS ... 4 of his 14 homers in the season came in this stretch, including back-to-back games on September 4 at Beloit (MIA) and September 6 vs. Peoria (STL).

CAREER BATTING

YEAR	CLUB	AVG	G	AB	R	H	TB	2B	3B	HR	RBI	BB	IBB	SO	SB	CS	OBP	SLG	OPS
2021	ACL Royals Blue (R)	.000	1	3	0	0	0	0	0	0	0	1	0	1	0	0	.250	.000	.250
	ACL Royals Gold (R)	.219	11	32	7	7	15	3	1	1	7	5	0	10	2	2	.366	.469	.835
	Columbia (A)	.231	11	39	6	9	14	3	1	0	1	4	0	10	5	0	.326	.359	.683
2022	Quad Cities (A+)	.268	88	340	60	91	155	16	3	14	44	41	0	97	23	2	.359	.456	.815
2023	NW Arkansas (AA)	.286	128	489	70	140	201	33	5	6	65	55	0	119	7	7	.366	.411	.777
MINOR LEAGUE TOTALS (3 SEASONS)		.274	239	903	143	247	385	55	10	21	117	106	0	219	49	11	.361	.426	.787

CAREER TRANSACTIONS

2021: Drafted by Kansas City in the 2nd round (Competitive Balance Round B) of the July Draft, signed 7/24 ... **2022:** Placed on Quad Cities' 7-Day Injured List, 4/7 to 4/26.

AWARDS & HONORS

2023 Arizona Fall League Rising Stars (SUR)

2022 MiLB.com Organization All-Star, 2B (QC)

CAREER HIGHS

HITS: 4 (3x) – Last: 4/25/23 @ San Antonio
RUNS: 3 (4x) – Last: 8/10/23 vs. Wichita
DOUBLES: 2 (4x) – Last: 9/17/23 vs. Arkansas
HOME RUNS: 1 (21x) – Last: 7/3/23 @ Wichita
RUNS BATTED IN: 4 (2x) – Last: 6/25/23 @ Tulsa
WALKS: 3 (2x) – Last: 6/21/23 @ Tulsa
STEALS: 2 (4x) – Last: 8/30/22 @ Beloit

HIT STREAK: 13 Games – 8/30/22 to 4/8/23
ON-BASE STREAK: 22 Games – 8/12/23 to 9/8/23



2021

- After being drafted by the Royals in the second round of the 2021 MLB Draft on July 12, signed on July 24 and split the season between the ACL Royals Blue and Gold (R) in the Arizona Complex League, as well as Columbia (A).
- Combined between the two levels and three teams, slashed .216/.341/.392 (16-for-74) over 23 games, with 9 extra-base hits (1 home run) and 7 steals in 9 attempts, while drawing 10 walks as well.
- Exclusively played second base, making 21 total starts there (160.2 innings), while also serving as the designated hitter twice.
- Drove in a season-high three runs on August 24 @ ACL Giants Orange (SF), with a first-inning sacrifice fly and two-run double with the bases loaded in the seventh inning.

COLLEGE (2020-21)

- Attended the University of Alabama, where he slashed .295/.360/.457 (82-for-278) across 70 games and 2 seasons for the Crimson Tide SEC, with 26 extra-base hits (nine home runs) and 39 runs batted in ... only played two seasons in Tuscaloosa, as he was 21 years old in 2021 and therefore, a draft-eligible Sophomore.
- **SOPHOMORE (2021):** Started in all 58 games, 55 of them coming at second base and 3 in the outfield ... picked up first team All-Southeast Region honors from the ABCA/Rawlings, earned Second Team All-SEC honors at second base and was selected to the Newcomer All-SEC team ... hit .290 (.72-for-248) for the Crimson Tide with 13 doubles, a triple and nine home runs while posting 31 runs batted in ... recorded a team-high 46 runs and 10 stolen bases while also leading UA in hits and doubles.
- **FRESHMAN (2020):** Played in 12 games (7 starts) in his first season at the Capstone, splitting time between catcher and center field.

MISCELLANEOUS

- **2019:** Graduated from Hoover High School in a suburb of Birmingham, where he was tabbed as the No. 3 catcher in the state and the 17th overall prospect in Alabama by Perfect Game USA ... a two-sport athlete, also competed for the football team at HHS through his junior season.
- Has two brothers, John Parker and Ross, and one sister, Marlo ... John Parker played quarterback at Alabama and spent time in the NFL ... Ross played baseball for Alabama as well, was drafted by the Chicago White Sox in the 10th round of the 2010 MLB Draft and then spent five seasons in the minor leagues, between the White Sox, Miami Marlins and Atlanta Braves organizations.
- Mother, Susan, was a cheerleader at Alabama, while brother-in-law **Will Lowery**, played football for the Crimson Tide.

OPTION YEARS USED: 0/3



ANGEL ZERPA

BATS LEFT

THROWS LEFT

HEIGHT 6'0"

WEIGHT 220

MLB SERVICE 1.082



LEFT-HANDED PITCHER

OPENING DAY AGE 24

BORN September 27, 1999 in Valle de la Pascua, Venezuela

RESIDES Hoover, Alabama

MLB DEBUT June 7, 2017 (DSL Royals) 4.1 IP, 3 H, 2 ER, 1 K vs. DSL Marlins **MLB DEBUT** September 30, 2022 (Kansas City) 5.0 IP, 3 H, 0 ER, 4 K vs. Cleveland

ACQUIRED July 26, 2016 – Signed by Kansas City as an international free agent

CAREER REVIEW

- Angel David Zerpa is entering his 7th season in the Kansas City Royals organization, after signing as an international free agent in July 2016 ... has pitched parts of the last three seasons in Omaha and Kansas City, with his MLB debut in September 2021.
- Has largely been a starter in his career, with 81 starts of his 88 games in the Minors ... the 7 MLB relief outings have all been long relief, piggyback or bulk outings ... only 6 of 19 MLB games have been starts, but 11 of 19 have lasted at least 3.0 innings.
- Among Royals Minor League pitchers that have thrown at least 190.0 innings since 2021, Zerpa's 1.33 WHIP is tied for second in that time, while his 4.25 ERA is third.

2023 HIGHLIGHTS

- Placed on Kansas City's 60-Day Injured List on March 15 with left shoulder tendinopathy ... sent on a rehab assignment to NW Arkansas (AA) on June 15 for 3 starts with the Naturals, transferred to Omaha on June 28 for 3 starts and activated July 14, optioned to Omaha and made 3 more starts ... recalled to Kansas City on August 1.
- Did not allow a run across his first two outings with NWA and retired 13 of his first 17 batters with just two strikeouts, but a pickoff too ... finished 5.0 innings just twice in his six starts with Omaha, but pitched into the 7th inning in his last Triple-A start on July 26 @ Columbus, with 1 strikeout over 6.1 innings of 1-run ball.
- Pitched 15 games (3 starts) for the Royals over the last two months, with 6 scoreless outings for Kansas City, including 5.1 innings on September 20 vs. Cleveland.
- Pitched to a 7.04 ERA (18 ER in 23.0 IP) with a .304 (28-for-92) opponents' average in August but had a 2.29 ERA (5 ER in 19.2) in September with a .234 (18-for-77) BAA.

SEASON-BY-SEASON RUNDOWN

2022

- Split time in the Minors between NW Arkansas (AA) and Omaha but also pitched in 3 games (2 starts) with Kansas City over 4 stints in the Majors ... placed on KC's 15-Day Injured List on July 27 with a strained left knee, transferred to the 60-Day IL on August 3.
- Earned his first MLB win with 2.0 scoreless relief in Game 2 of a doubleheader on July 11 vs. Detroit ... three days later on July 14 in Toronto, won a 5.0-inning start ... began his big league career with 11.0 innings without allowing an earned run, but a solo homer by **Matt Chapman** in the 5th inning on July 14 to ended that streak.
- Opened the year in Double-A and held his opponent to three earned runs or fewer in 11 of his 13 starts with NWA, including four scoreless starts ... kept Amarillo (AZ) scoreless over career-high 7.0 innings on June 30, one away of his career high with 9 strikeouts.
- Made 5 starts with the Storm Chasers in September while on rehab assignment, pitching 6.2 hitless and scoreless innings ... retired 19 of the 23 batters he faced.

2021

- Began the season in Quad Cities (A+) and after stops with NW Arkansas (AA) and Omaha (AAA), made his Major League debut on September 30 vs. Cleveland.
- Started Opening Day for the River Bandits and made 8 starts in High-A, then assigned to the Naturals on June 21 and made 13 starts in Double-A ... assigned to Triple-A on September 26 and made 1 start for Omaha before getting called up to Kansas City.

CAREER PITCHING

YEAR	CLUB	W	L	ERA	G	GS	CG	SHO	SVO	+ REHAB ASSIGNMENT		○ LEAGUE CHAMPIONS								
										IP	H	R	ER	HR	HB	BB	SO	WHIP	AVG	
2017	DSL Royals (R)	3	4	1.84	14	12	0	0	0	0	63.2	47	15	13	0	6	11	39	0.91	208
2018	Surprise (R)	3	6	3.88	11	7	0	0	0	1	48.2	52	30	21	5	1	12	34	1.32	277
2019	Burlington (R)	6	3	3.33	12	11	0	0	0	0	51.1	41	19	19	6	2	13	51	1.05	218
	Idaho Falls (R) ○	0	0	4.15	1	1	0	0	0	0	4.1	5	2	2	0	0	1	4	1.38	278
Did not play (no minor league season)																				
2020	Quad Cities (A+) ○	4	0	2.59	8	8	0	0	0	0	41.2	32	12	12	2	2	8	53	0.96	205
	NW Arkansas (AA) ○	0	3	5.96	13	13	0	0	0	0	45.1	51	30	30	7	1	19	54	1.54	287
	Omaha (AAA)	0	1	20.25	1	1	0	0	0	0	1.1	2	3	3	1	0	1	2.25	333	
	KANSAS CITY	0	1	0.00	1	1	0	0	0	0	5.0	3	2	0	0	0	1	4	0.80	176
2022	NW Arkansas (AA)	2	5	4.36	13	13	0	0	0	0	64.0	70	34	31	7	3	21	69	1.42	276
	Omaha (AAA)	0	0	1.17	6	6	0	0	0	0	7.2	2	1	1	0	0	4	0	0.78	083
	KANSAS CITY	2	1	1.64	3	2	0	0	0	0	11.0	9	3	2	2	0	3	3	1.09	220
2023	NW Arkansas (AA) +	0	0	1.13	3	3	0	0	0	0	8.0	5	1	1	1	0	3	7	1.00	179
	Omaha (AAA)	0	2	4.73	6	6	0	0	0	0	26.2	27	14	14	4	2	13	23	1.50	267
	KANSAS CITY	3	3	4.85	15	3	0	0	0	1	42.2	46	24	23	7	4	8	36	1.27	272
MAJOR LEAGUE TOTALS (3 SEASONS)		5	5	3.84	19	6	0	0	0	1	58.2	58	29	25	9	4	12	43	1.19	256
MINOR LEAGUE TOTALS (6 SEASONS)		18	24	3.65	88	81	0	0	0	1	362.2	334	161	147	33	17	106	335	1.21	244

CAREER TRANSACTIONS

2018: Signed Kansas City as an international free agent, 7/26 ... 2020: Contract selected by Kansas City, 11/20 ... 2021: Placed on Northwest Arkansas's 7-Day Injured List, 8/10 to 8/17 ... 2022: Placed on Kansas City's 15-Day Injured List, 7/27 ... Transferred to Kansas City's 60-Day Injured List, 8/3 to 11/10 (Right knee injury) ... 2023: Placed on Kansas City's 60-Day Injured List, 3/15 to 7/14 (Left shoulder tendinopathy).

OPTION YEARS USED: 2/3



2024 STORM CHASERS TRAVEL MAP



● WEST DIVISION TEAM
● EAST DIVISION TEAM

BY THE NUMBERS

- 12** Separate road trips this season
- 11,535** Flight miles set to be traveled this season
- 3,037** Bus miles set to be traveled this season
- 1995** The last season the Omaha franchise played games on the road in Buffalo, NY (September 8 & 9).
- 44%** Percentage of road games played in central time zone.

OVERALL

Total Games	150
Home Games	75
Road Games	75

BY STATE

Nebraska	75
Ohio	18
Minnesota	12
New York	12
Tennessee	12
Iowa	9
Indiana	6
Kentucky	6

BY MONTH

March	3
April	25
May	27
June	26
July	23
August	27
September	19

BY DAY

Monday	2
Tuesday	23
Wednesday	24
Thursday	24
Friday	26
Saturday	26
Sunday	25

ROAD TRIP MILEAGE CHART

DATE	FROM	TO	MILEAGE
Road Trip #1			1,378
April 1	OMAHA	Columbus, Ohio	689
April 7	Columbus, Ohio	OMAHA	689
Road Trip #2			1,224
April 15	OMAHA	Nashville, Tennessee	612
April 21	Nashville, Tennessee	OMAHA	612
Road Trip #3			294
April 30	OMAHA	Des Moines, Iowa	(Bus) 147
May 5	Des Moines, Iowa	OMAHA	(Bus) 147
Road Trip #4			784
May 13	OMAHA	St. Paul, Minnesota	(Bus) 392
May 19	St. Paul, Minnesota	OMAHA	(Bus) 392
Road Trip #5			1,136
May 26	OMAHA	Indianapolis, Indiana	(Bus) 619
June 1	Indianapolis, Indiana	OMAHA	517
Road Trip #6			1,300
June 10	OMAHA	Detroit, Michigan (Toledo)	650
June 16	Detroit, Michigan (Toledo)	OMAHA	650
Road Trip #7			1,378
June 24	OMAHA	Columbus, Ohio	689
June 30	Columbus, Ohio	OMAHA	689
Road Trip #8			294
July 4	OMAHA	Des Moines, Iowa	(Bus) 147
July 6	Des Moines, Iowa	OMAHA	(Bus) 147
Road Trip #9			2,116
July 22	OMAHA	St. Paul, Minnesota	(Bus) 392
July 29	St. Paul, Minnesota	Rochester, New York	783
August 4	Rochester, New York	Omaha	941
Road Trip #10			1,774
August 19	OMAHA	Buffalo, New York	887
August 25	Buffalo, New York	OMAHA	887
Road Trip #11			1,076
September 2	OMAHA	Memphis, Tennessee	538
September 8	Memphis, Tennessee	OMAHA	538
Road Trip #12			1,164
September 16	OMAHA	Louisville, Kentucky	582
September 22	Louisville, Kentucky	OMAHA	582

Total Miles: 13,918 (Down 541 miles from 2023)

(Bus trips measured direct ballpark-to-ballpark from Google Maps)

(Flights measured direct airport to airport from Air Miles Calculator)



2023 SEASON

IN REVIEW

2024 MEDIA GUIDE

2023 SEASON NEWS AND NOTES

2023 IN REVIEW: The Omaha Storm Chasers finished with a 66-77 overall record, finishing 9th out of 10 teams in the International League West Division and 14.5 games out of first place. The Storm Chasers ended 30 days with a record above .500, 10 days with a winning percentage exactly at .500 and spent 105 days below .500. The record peaked to a season-best four games over .500 four times and fell to a season-worst 13 games under .500 after a 9-3 loss to St. Paul on August 25, what was at the time a 53-66 record. At home, Omaha went 33-41 (.446) while the team actually performed better on the road, with a 35-36 (.493) mark away from Werner Park. For the first time since 2019, the Chasers produced a negative run differential (-58), with 763 runs scored and 821 runs allowed, the 7th time in 13 seasons since moving to Werner Park (in 2011) that the team allowed more runs than it scored.

MONEY MIKE: After managing the Triple-A Omaha franchise from 1995 to 1997 and 2003 to 2013, **Mike Jirschele** returned in 2023 to manage the Storm Chasers, his 15th season at the helm in Omaha and reached an incredible milestone on Saturday, April 8th. Omaha's 13-8 win over Toledo on April 8th was the 1,000th of Jirsch's career managing the Triple-A Omaha franchise. At the conclusion of the 2023 season, "Jirsch" has a 1,063-1,095 (.493 winning %) record over 2,158 games with Omaha. He has had a record of .500 or better in 7 of 15 seasons managing at the Triple-A level. When factoring in three seasons managing lower-level Royals affiliates between 1992 and 1994, Jirsch has managed 2,487 games with a 1,276-1,211 all-time managerial record (.513 winning %).

THAT'S WHAT SPEED DO: In 2023, the Storm Chasers had 223 stolen bases in 145 games (average 1.54 SB/game), a franchise record for steals in a season. The Chasers were caught stealing 53 times for an overall success rate of 80.8%, while the team stole at least one base in 93 of 145 games (64%). Omaha's 223 steals ranked as the most of any Triple-A team and 10th in all of Minor League Baseball. **Edward Olivares'** steal of 2nd base in the bottom of the first inning on August 29th was Omaha's 193th of the season, breaking the club's single-season record of 192, set in 1986. Nine 2023 Omaha players had double-digit steal totals: **Dairon Blanco** (47), **Samad Taylor** (43), **Nate Eaton** (22), **Clay Dungan** (16), **Brewer Hicklen** (15), **Tyler Gentry** (14), **Angelo Castellano** (12), **Bubba Thompson** (11) and **Tucker Bradley** (10) and the Storm Chasers had the most players with 10+ steals of any Triple-A team. Omaha stole 135 bases over the first 63 games of the season (2.14 SB/G), but with team stolen base leaders Blanco and Taylor both called up to Kansas City in mid-June, the Chasers had just 88 steals in 83 games (1.07 SB/G) after Taylor was first recalled on June 16.

COMEBACK KIDS: Of Omaha's 67 wins in 2023, 33 of them (49%) could be considered "comeback wins," where the team trailed at some point during the game and went on to win that day. Six of the comeback wins came against the Toledo Mud Hens and six against the Indianapolis Indians, including five of Omaha's eight wins at Victory Field in Indianapolis. The team came back from a deficit as large as 6 runs on May 6 vs. Louisville or 5 runs Opening Night in Indianapolis, with 8 total comebacks of 3+ runs. Omaha had 9 wins when trailing after the 6th inning this season and 5 when trailing after the 8th inning.

IT'S SHOW TIME! Across the nearly six months of the 2023 season, the Omaha Storm Chasers saw 10 players called up to Kansas City to make their Major League debuts, the second straight year of double-digit debuts. LHP **Austin Cox** was the first to be called up to the Major Leagues, as he was scratched from his Omaha start May 3 and his contract was selected by Kansas City the next day, making his MLB debut May 4 vs. Baltimore. INF/OF **Samad Taylor** was Omaha's second big league call-up in 2023, recalled June 15, on the heels of reaching base in a span of 14 of 18 plate appearances with Omaha, he made his MLB debut June 17 vs. Los Angeles (AL) and recorded his first MLB hit with a walk-off single in the bottom of the ninth inning. RHP **James McArthur** was the third 2023 Storm Chaser to reach the big leagues, recalled June 24 to eventually make his MLB debut on June 28 vs. Cleveland, after 10.1 scoreless innings for Omaha in June. RHP **Alec Marsh** was Omaha's fourth 2023 MLB debutant and after just three starts for the Chasers, he was recalled June 30 for a start that day against the Dodgers and he finished the year with the Royals, not returning to Triple-A. After almost two months without an MLB debut, RHP **Steven Cruz** was the fifth Omaha player in 2023 to reach the big leagues, as his contract was selected August 29 after five straight scoreless outings, he debuted vs. Pittsburgh that day and finished the year with the Royals. INF **Nick Loftin** was the sixth 2023 first-time call-up as his contract was selected by Kansas City on September 1 and he debuted that night against Boston and finished the year with the Royals, playing 19 games in the Major Leagues. **C Logan Porter** was the seventh Omaha player to make an MLB debut in 2023, called up on September 11 to then debut on September 12 vs. Chicago (AL), playing 11 games down the stretch with Kansas City. **C Tyler Cropley** was the eighth in 2023 to go up for the first time, he was called up from Double-A Northwest Arkansas but didn't get in a game, then was sent to Omaha for 2 games and finally debuted with the Royals September 19 vs. Cleveland. LHP **Anthony Veneziano** was the ninth 2023 Storm Chaser to reach The Show, called up on September 19 but he had to wait a week before getting in his first of eventually two games, on September 26 @ Detroit. RHP **Jonathan Bowlan** was the 10th add final Omaha player in 2023 to debut in the big leagues, he was called up with Veneziano on September 19th and started for the Royals the day after Veneziano debuted, on September 27 @ Detroit.

DAZZLING DEBUTS: 17 of the 76 players that appeared in a game for the Storm Chasers in 2023 were making their Triple-A debuts in their first game with Omaha. Of the 17, 10 pitchers combined to go 1-1 with a 9.95 ERA (21 ER in 19.0 IP), with 17 walks and 22 strikeouts. Only two of the Triple-A debut pitching appearances were scoreless, highlighted by 2.0 shutout frames from **Will Klein** on June 14 vs. Columbus with 5 strikeouts. Seven hitters combined to go 10-for-22 (.455) in their Triple-A debuts, with 3 doubles, 3 runs batted in and 5 walks. 3 of the 7 made their Triple-A debuts on Opening Day, March 31 @ Indianapolis - **CJ Alexander** went 3-for-5 with a double, while **Tucker Bradley** went 3-for-4 with a double, RBI and walk and **Tyler Gentry** went 1-for-5 with a walk.

CHALLENGING THE SYSTEM: With the ABS Challenge System in effect on Friday to Sunday games in 2023, the Storm Chasers as a club went 81-for-191 on ABS challenges, a 42.4% success rate. Catchers made the most challenges, 86 (36% successful), while hitters made 81 challenges (51% successful) and pitchers made 24 (38% successful). Over 60 games where the ABS Challenge System was in effect, Omaha had 26 games with multiple calls overturned, but also 12 games where the Chasers made multiple challenges without a successful one. A 0-0 count was the most likely count for Omaha challenges this year, with 44 coming on the first pitch of a plate appearance and 22 challenges have come in the 8th inning with 12 over those overturned (43%). Catcher **Logan Porter** had the most successful challenges of any player this season, overturning 16 of 42 pitches (38%) challenged, between catching and hitting. Fellow backstop **Jackson Reetz** was not far behind Porter, with 14 successful challenges in 35 tries (40% overturned), 13 of them as a catcher. 14 of 81 (17.3%) successfully challenged pitches for Omaha immediately changed the outcome of a plate appearance in favor of the Storm Chasers, as five batters successfully challenged a strike that was overturned to Ball 4, while on nine occasions, the catcher or pitcher challenged a ball that was overturned to Strike 3. There were two games where the Storm Chasers had 5+ calls overturned, May 21 vs. Toledo (7-for-9 in challenge attempts) and September 1 vs. Louisville (6-for-7 in challenge attempts).

GOING STREAKING: From June 6 to June 18, the Storm Chasers rattled off an 11-game winning streak, tying a franchise record for the longest winning streak that had stood for 30 years. Omaha's 2023 streak tied the 11 straight games the Omaha Royals won from May 1 to May 11, 1993 that had previously set the franchise record. An 11-game winning streak is the longest in the Storm Chasers era (2011-present), topping a 10-game winning streak between June 5 and June 16, 2012. Over the span of the 11-game streak that began on June 5, Omaha outscored its opponents 82 to 40 and hit .307 (111-for-362) with a .919 OPS, along with a 3.64 ERA (40 ER in 99.0 IP) the 3rd-best batting average and 2nd-best ERA in that span. Omaha's winning streak was the 2nd-longest in the International League this season, trailing only a 12-game streak from Memphis between April 9 and 22. The Storm Chasers led for 70 of 99 innings during the win streak, including 45 of the last 47 innings, from the 8th inning on June 13 through the final inning on June 18.

KICKSTART MY GAME: The 2023 Omaha Storm Chasers used 23 different starting pitchers (of 41 total pitchers), the most unique starters used by Omaha in a single season in modern history (since 2005). Omaha only used 17 different starting pitchers in 2022 and used 18 starters in 2021 and the last time Omaha used 20+ pitchers in a season was the 2006 Omaha Royals, who used 21 different starters. Across 145 games, the Chasers used an opener in 19 games, either ahead of a "bulk" pitcher or for a bullpen game, but an opener was used only five times in the first half, compared to 14 in the 2nd half. Eight different pitchers that made a start were exclusively used as an opener when starting, with LHP **Evan Sisk** opening three times, while RHP **Brad Keller** and RHP **James McArthur** each opened twice. Six different pitchers made only one start each: RHP **Jackson Kowar** (4/6 vs. Toledo), LHP **Marcelo Martinez** (5/3 vs. Louisville), RHP **Joe Barlow** (8/12 vs. Iowa), RHP **Will Klein** (8/16 @ Toledo), LHP **Walter Pennington** (8/25 vs. St. Paul) and RHP **Cody Poteet** (9/23 @ Columbus) ... Martinez made the longest start of those 6 with 5.0 innings in a 7-4 loss to the Bats.

STORM CHASERS ORGANIZATION

2024 OMAHA STORM CHASERS

2023 SEASON IN REVIEW

PLAYER & COACH DATABASE

HISTORY & RECORDS

INTERNATIONAL LEAGUE

ROYALS ORGANIZATION

GENERAL INFORMATION

2023 STORM CHASERS RESULTS

2023 SEASON IN REVIEW

GM #	MARCH	OPPONENT	SCORE	RECORD	Pos./G+/-	WIN	LOSS	SAVE	TEMP.	1st PITCH	TIME	ATT.	HOME ATT.
1.	3/31	@ Indianapolis	W, 8-6	1-0	1st +0.5	C. Snider (1-0)	Y. De Los Santos (0-1)	J. Staumont (1)	66°	7:05 PM	2:54	8,095	
GM #	APRIL	OPPONENT	SCORE	RECORD	Pos./G+/-	WIN	LOSS	SAVE	TEMP.	1st PITCH	TIME	ATT.	HOME ATT.
2.	4/1	@ Indianapolis	W, 12-1	2-0	1st +1.0	D. Parrish (1-0)	C. Smith (0-1)	-	42°	1:37 PM	2:26	4,012	
3.	4/2	@ Indianapolis	W, 8-3	3-0	1st +1.0	J. Kowar (1-0)	D. Zamora (0-1)	-	49°	1:36 PM	2:53	4,240	
4.	4/4	TOLEDO	L, 9-2	3-1	2nd -0.5	B. White (1-0)	M. Castillo (0-1)	-	55°	6:42 PM	2:27	3,200	3,200
5.	4/5	TOLEDO	L, 7-6	3-2	2nd -1.0	T. Holton (1-0)	R. Weiss (0-1)	M. Diaz (2)	35°	12:07 PM	2:40	1,405	4,605
6.	4/6	TOLEDO	L, 8-5	3-3	3rd -2.0	J. Fry (1-0)	J. Kowar (1-1)	M. Del Pozo (1)	45°	12:06 PM	2:48	1,607	6,212
7.	4/7	TOLEDO	W, 9-4	4-3	2nd -1.0	J. Heasley (1-0)	R. Olson (2-1)	-	70°	6:35 PM	2:35	1,968	8,180
8.	4/8	TOLEDO	W, 13-8	5-3	2nd -0.5	M. Martinez (1-0)	M. Lorenzen (0-1)	-	71°	2:05 PM	2:49	2,070	10,250
9.	4/9	TOLEDO	L, 8-2	5-4	2nd -1.5	T. Holton (2-0)	M. Castillo (0-2)	-	73°	2:11 PM	2:57	2,119	12,369
10.	4/11	@ Iowa	L, 6-5	5-5	5th -2.5	R. Elias (1-0)	M. Mayers (0-1)	M. Rodriguez (1)	79°	6:38 PM	2:34	3,557	
11.	4/12	@ Iowa	W, 10-6	6-5	5th -1.5	J. Kowar (2-0)	R. Thompson (0-1)	-	77°	12:09 PM	2:26	3,485	
12.	4/13	@ Iowa	L, 14-1	6-6	6th -2.5	N. Neidert (1-1)	J. Heasley (1-1)	-	81°	6:38 PM	2:18	6,067	
13.	4/14	@ Iowa	W, 11-8	7-6	6th -2.0	C. Snider (2-0)	M. Rodriguez (1-1)	N. Wittgren (1)	79°	7:09 PM	3:16	6,257	
		@Iowa	PPD/Rain (To be made up April 16)										
		@Iowa	Cancelled/Snow										
		@Iowa	Cancelled/Snow										
14.	4/18	GWINNETT	L, 4-1	7-7	5th -3.0	T. Tice (2-0)	J. Kowar (2-2)	Y. Rios (1)	70°	6:39 PM	2:24	1,703	14,072
15.	4/19	GWINNETT	L, 6-2	7-8	5th -4.0	B. Burrows (1-0)	J. Heasley (1-2)	-	70°	12:05 PM	2:15	6,641	20,713
16.	4/20	GWINNETT	L, 9-3	7-9	6th -4.5	B. Moran (1-0)	M. Castillo (0-3)	-	56°	6:37 PM	2:47	2,026	22,739
17.	4/21	GWINNETT	L, 7-3	7-10	7th -6.0	A. Winans (1-2)	E. Sisk (0-1)	-	44°	6:36 PM	3:01	2,441	24,780
18.	4/22	GWINNETT	L, 5-2	7-11	6th -7.0	D. Dodd (1-0)	A. Nunez (0-1)	Y. Rios (2)	42°	2:06 PM	2:27	3,025	27,805
19.	4/23	GWINNETT	W, 5-3	8-11	6th -6.0	M. Mayers (1-1)	N. Kingham (0-3)	N. Wittgren (2)	49°	2:06 PM	2:23	2,046	29,851
20.	4/25	@ Nashville	L, 8-3	8-12	6th -7.0	R. Gasser (1-0)	J. Heasley (1-3)	-	67°	6:39 PM	2:14	4,127	
21.	4/26	@ Nashville	L, 5-0	8-13	7th -8.0	C. Boushley (1-1)	M. Castillo (0-4)	-	68°	6:37 PM	2:27	5,455	
22.	4/27	@ Nashville	W, 2-1	9-13	7th -7.0	A. Cox (1-0)	J. Junk (2-1)	N. Wittgren (3)	61°	7:19 PM	2:28 (44)	3,507	
23.	4/28	@ Nashville	L, 4-3	9-14	7th -7.0	J. Bakauskas (1-0)	J. Dye (0-1)	-	69°	6:37 PM	2:26	6,707	
24.	4/29	@ Nashville	L, 6-5 (10)	9-15	8th -8.0	L. Erceg (3-0)	E. Sisk (0-2)	-	70°	6:39 PM	2:58	9,833	
25.	4/30	@ Nashville	W, 10-6	10-15	7th -7.0	A. Nunez (1-1)	J. Bakauskas (1-1)	-	61°	3:30 PM	3:00 (1:03)	9,469	
APRIL Hitting Results: 250/337/441 (200-for-799), 49/28, 2/38, 33/HR, 124/R, 99/8B, 38/SB/ / APRIL Pitching Results: 9-15, 5.65 ERA (133 ER in 212.0 IP), 37/57, 23/8, 30/HR, 104/8B, 198/K, 1.57/WHIP, 284 AVG													
GM #	MAY	OPPONENT	SCORE	RECORD	Pos./G+/-	WIN	LOSS	SAVE	TEMP.	1st PITCH	TIME	ATT.	HOME ATT.
26.	5/2	LOUISVILLE	L, 10-4	10-16	8th -8.0	A. Abbott (1-0)	M. Castillo (0-5)	-	57°	12:06 PM	2:57	2,024	31,875
27.	5/3	LOUISVILLE	L, 7-4	10-17	10th -9.0	B. Lively (4-0)	M. Martinez (1-1)	-	60°	11:07 AM	2:20	3,364	35,239
28.	5/4	LOUISVILLE	L, 12-10	10-18	10th -9.0	R. Wynne (1-1)	D. Parrish (1-1)	-	77°	6:36 PM	2:55	3,333	38,572
29.	5/5	LOUISVILLE	W, 6-2	11-18	10th -8.0	M. Mayers (2-1)	B. Williamson (1-4)	J. Kowar (1)	63°	6:36 PM	2:14	5,735	44,307
30.	5/6	LOUISVILLE	W, 11-9	12-18	8th -7.5	E. Sisk (1-2)	J. Kuhnel (0-1)	J. Coas (1)	78°	6:37 PM	2:57	3,872	48,179
31.	5/7	LOUISVILLE	L, 4-3	12-19	9th -7.0	Z. Brown (1-1)	B. Kriske (0-1)	A. Busenitz (3)	82°	2:07 PM	2:46	2,469	50,648
32.	5/9	@ Scranton/WB	L, 14-2	12-20	9th -8.0	M. Spence (3-2)	D. Parrish (1-2)	-	68°	6:06 PM	2:20	3,053	
33.	5/10	@ Scranton/WB	L, 4-3	12-21	10th -8.5	A. McGarity (3-0)	D. Coleman (0-1)	-	60°	11:05 AM	2:41	5,829	
34.	5/11	@ Scranton/WB	W, 4-3 (11)	13-21	9th -8.5	A. Nunez (2-1)	D. Snelten (0-2)	-	76°	6:37 PM	3:02	3,691	
35.	5/12	@ Scranton/WB	W, 3-2	14-21	9th -8.5	D. Lynch (1-0)	R. Vasquez (0-5)	N. Wittgren (4)	79°	6:35 PM	2:22	4,142	
36.	5/13	@ Scranton/WB	L, 8-6	14-22	10th -9.0	A. McGarity (4-0)	B. Kriske (0-2)	-	76°	4:05 PM	2:32	5,027	
37.	5/14	@ Scranton/WB	W, 6-3	15-22	9th -8.0	J. Dipoto (1-0)	D. Snelten (0-3)	N. Wittgren (5)	75°	1:06 PM	3:02	3,058	
38.	5/16	TOLEDO	L, 9-2	15-23	10th -8.0	H. Hembree (4-1)	J. Heasley (1-4)	-	77°	6:36 PM	2:45	2,001	52,649
39.	5/17	TOLEDO	W, 16-8	16-23	10th -7.5	W. Pennington (1-0)	Z. Logue (1-3)	-	83°	6:37 PM	2:54	2,218	54,867
40.	5/18	TOLEDO	W, 9-0	17-23	10th -6.5	A. Cox (2-0)	B. Hanifee (3-1)	-	78°	6:37 PM	2:31	5,529	58,396
41.	5/19	TOLEDO	W, 9-1	18-23	10th -6.0	A. Nunez (3-1)	A. Berger (1-1)	-	66°	6:36 PM	2:41	5,058	63,454
42.	5/20	TOLEDO	L, 4-1	18-24	10th -7.5	R. Olson (2-3)	J. McArthur (0-1)	M. Diaz (7)	75°	6:38 PM	2:47	6,882	70,336
43.	5/21	TOLEDO	W, 8-4	19-24	10th -6.5	N. Wittgren (1-0)	S. Elledge (0-1)	-	81°	5:07 PM	2:50	3,995	74,331
44.	5/23	@ St. Paul	W, 6-1	20-24	10th -6.5	D. Lynch (2-0)	S. Woods/Rhannon (0-5)	-	76°	11:09 AM	2:24	7,436	
45.	5/24	@ St. Paul	L, 6-5	20-25	10th -6.5	O. Ortega (2-0)	B. Kriske (0-3)	-	68°	7:08 PM	3:00	4,222	
46.	5/25	@ St. Paul	L, 8-6	20-26	10th -7.5	R. Hennig (1-0)	A. Nunez (3-2)	P. Murphy (2)	74°	7:09 PM	3:00	7,218	
47.	5/26	@ St. Paul	W, 6-4	21-26	9th -6.5	D. Parrish (2-2)	C. Sadzek (1-3)	D. Coleman (1)	77°	7:08 PM	2:59	6,080	
48.	5/27	@ St. Paul	L, 14-1	21-27	9th -7.5	R. Dobnak (2-1)	J. Heasley (1-5)	-	80°	7:10 PM	2:51	6,808	
49.	5/28	@ St. Paul	L, 10-6	21-28	10th -8.5	J. Winder (3-1)	J. Kowar (2-3)	-	82°	5:12 PM	2:28	8,640	
50.	5/30	MEMPHIS	W, 7-6	22-28	9th -8.0	A. Venezzano (1-0)	J. Woodford (0-1)	B. Kriske (1)	82°	7:06 PM	2:32	2,562	76,683
51.	5/31	MEMPHIS	L, 9-4	22-29	10th -8.5	M. McGreevy (4-0)	A. Cox (2-1)	-	84°	7:06 PM	2:37	5,049	81,732
MAY Hitting Results: 269/366/436 (238-for-885), 53/28, 7/38, 27/HR, 148/R, 120/8B, 58/SB / MAY Pitching Results: 12-14, 5.61 ERA (162 ER in 229.1 IP), 6/12, 52/47, 46/HR, 126/8B, 235/K, 1.63/WHIP, 278 AVG													
GM #	JUNE	OPPONENT	SCORE	RECORD	Pos./G+/-	WIN	LOSS	SAVE	TEMP.	1st PITCH	TIME	ATT.	HOME ATT.
52.	6/1	MEMPHIS	L, 12-6	22-30	10th -9.0	D. Hudson (2-3)	C. Snider (2-1)	-	70°	7:07 PM	3:12	3,685	85,417
53.	6/2	MEMPHIS	W, 10-9 (10)	23-30	10th -8.5	J. Dipoto (2-0)	J. Walsh (2-1)	-	76°	7:07 PM	3:23	5,206	90,623
54.	6/3	MEMPHIS	L, 4-2	23-31	10th -8.5	Z. Thompson (1-0)	M. Castillo (0-6)	G. Zuriga (5)	88°	7:06 PM	2:36	6,392	97,015
55.	6/4	MEMPHIS	L, 6-5	23-32	10th -9.0	J. Romero (1-1)	J. Dipoto (2-1)	-	82°	5:07 PM	3:00	5,757	102,772
56.	6/6	@ Indianapolis	W, 4-2	24-32	9th -9.0	C. Snider (3-1)	Y. De Los Santos (0-5)	B. Kriske (2)	84°	7:06 PM	2:31	6,569	
57.	6/7	@ Indianapolis	W, 9-7	25-32	9th -9.0	E. Sisk (2-2)	C. Bolton (1-2)	-	72°	1:35 PM	2:56	6,925	
58.	6/8	@ Indianapolis	W, 15-7	26-32	9th -8.5	D. Parrish (3-2)	O. Bido (3-4)	-	77°	7:06 PM	3:17	6,792	
59.	6/9	@ Indianapolis	W, 6-2	27-32	9th -7.5	M. Castillo (1-6)	K. Emanuel (4-2)	-	81°	7:08 PM	2:23	9,454	
60.	6/10	@ Indianapolis	W, 9-5	28-32	8th -6.5	A. Venezzano (2-0)	H. Stratton (0-3)	B. Kriske (3)	84°	7:06 PM	3:10	8,562	
		@Indianapolis	Cancelled/Rain										
61.	6/13	COLUMBUS	W, 6-5	29-32	7th -7.0	C. Snider (4-1)	M. Kelly (1-1)	B. Kriske (4)	83°	7:06 PM	2:36	2,332	105,104
62.	6/14	COLUMBUS	W, 6-1	30-32	6th -7.0	A. Marsh (1-0)	G. Williams (3-2)	-	82°	12:07 PM	2:25	4,066	109,170
63.	6/15	COLUMBUS	W, 4-2	31-32	6th -6.0	M. Castillo (2-6)	H. Gaddis (1-4)	-	87°	7:08 PM	2:22	4,616	113,786
64.	6/16	COLUMBUS	W, 4-1	32-32	6th -6.0	A. Venezzano (3-0)	T. Ponticelli (2-4)	-	81°	7:08 PM	2:17	4,949	118,735
65.	6/17	COLUMBUS	W, 13-4	33-32	6th -5.0	D. Parrish (4-2)	J. Romero (2-3)	-	79°	7:10 PM	2:50	3,826	122,561
66.	6/18	COLUMBUS	W, 6-4	34-32	6th -5.0	J. Heasley (2-5)	J. Cantillo (1-1)	C. Snider (1)	81°	2:06 PM	2:24	5,041	127,602
67.	6/20	@ Rochester	L, 5-4	34-33	6th -6.0	J. Fener (4-3)	D. Coleman (0-2)	G. Moreno (2)	79°	6:46 PM	2:54	5,174	
68.	6/21	@ Rochester	W, 7-3	35-33	6th -5.0	W. Pennington (2-0)	A. Willingham (2-1)	-	81°	1:06 PM	2:41	4,854	
69.	6/22	@ Rochester	W, 8-4	36-33	6th -4.5	J. Bowlin (1-0)	O. Javier (0-1)	-	75°	6:46 PM	2:51	6,051	
70.	6/23	@ Rochester	W, 4-2	37-33	5th -4.5	A. Venezzano (4-0)	J. Adon (2-5)	C. Snider (2)	73°	6:46 PM	2:23	6,218	
71.	6/24	@ Rochester	L, 3-2	37-34	5th -5.5	A. Machado (1-0)	C. Chamberlain (0-1)	-	75°	6:36 PM	2:36	6,560	
72.	6/25	@ Rochester	W, 7-3	38-34	5th -4.5	A. Marsh (2-0)	W. Peralta (2-5)	-	83°	1:06 PM	2:49	5,041	
15T HALF Hitting Results: 268/363/441 (650-for-2427), 150/28, 12/38, 82/HR, 417/39R, 142/SB/ / 15T HALF Pitching Results: 38-34, 5.19 ERA (368 ER in 638.2 IP), 16/30, 57/665, 97/HR, 338/8B, 249/K, 1.57/WHIP, 268 AVG													

2023 STORM CHASERS RESULTS

STORM CHASERS ORGANIZATION

2023 OMAHA STORM CHASERS

2023 SEASON IN REVIEW

PLAYER & COACH DATABASE

HISTORY & RECORDS

INTERNATIONAL LEAGUE

ROYALS ORGANIZATION

GENERAL INFORMATION

GM #	JUNE	OPPONENT	SCORE	RECORD	POS./G+/-	WIN	LOSS	SAVE	TEMP.	1ST PITCH	TIME	ATT.	HOME ATT.
73.	6/28	IOWA	L, 9-2	0-1, 38-35	11thb -1.0	C. Kilian (5-1)	B. Hanifee (0-3)	-	83°	12:07 PM	2:33	3,776	131,378
74.	6/29	IOWA	W, 8-3	1-1, 39-35	11thb -1.0	M. Mayers (3-1)	R. Thompson (2-5)	-	89°	7:09 PM	2:44	5,951	137,329
75.	6/30	IOWA	L, 6-5	1-2, 39-36	11thb -2.0	M. Rodriguez (2-3)	J. Kowar (2-4)	-	82°	7:08 PM	2:52	6,102	143,341

JUNE Hitting Results: 281/380/450 (265 for 804), 552B, 33B, 28HR, 152R, 125BB, 45SB / **JUNE Pitching Results:** 16-6, 4.35 ERA (104 ER in 215.1 IP), 6/11 SV, 187 H, 26HR, 127BB, 219K, 1.46 WHIP, 232 AVG

GM #	JULY	OPPONENT	SCORE	RECORD	POS./G+/-	WIN	LOSS	SAVE	TEMP.	1ST PITCH	TIME	ATT.	HOME ATT.
76.	7/1	IOWA	W, 11-7	2-2, 40-36	11thb -1.5	J. Bowlan (2-0)	C. Clarke (0-3)	-	84°	2:07 PM	2:20	-	143,341
77.	7/2	IOWA	L, 6-7	2-3, 40-37	11thb -3.0	N. Neidert (3-3)	C. Ragans (0-1)	-	82°	5:06 PM	1:46	6,764	150,105
78.	7/3	IOWA	L, 3-2	2-4, 40-38	11thb -4.0	B. Brown (4-5)	A. Zerpa (0-1)	M. Rodriguez (10)	88°	7:08 PM	2:41	9,023	159,128
79.	7/4	@ Gwinnett	L, 3-2	2-5, 40-39	11thb -4.0	R. Muñoz (2-2)	J. Kowar (2-5)	G. Holmes (5)	88°	7:07 PM	2:14	10,067	-
80.	7/5	@ Gwinnett	L, 8-7 (10)	2-6, 40-40	11thb -4.0	B. Burrows (3-2)	B. Kriske (0-4)	-	83°	7:07 PM	3:08	1,811	-
81.	7/6	@ Gwinnett	L, 9-6	2-7, 40-41	11thb -5.0	N. Margerivius (3-2)	E. Sisk (2-3)	G. Holmes (6)	81°	7:07 PM	2:21	2,761	-
82.	7/7	@ Gwinnett	W, 7-1	3-7, 41-41	11thb -4.5	C. Ragans (1-1)	J. Shuster (2-2)	R. Bowlan (1)	80°	8:13 PM	2:45 (1:00)	4,515	-
83.	7/8	@ Gwinnett	Cancelled/Wet Grounds	-	-	-	-	-	-	-	-	-	-
84.	7/9	@ Gwinnett	L, 8-1	3-8, 41-42	11thb -5.5	A. Winans (7-3)	B. Keller (0-2)	-	83°	1:06 PM	2:23	5,129	-
84.	7/14	INDIANAPOLIS	L, 13-5	3-9, 41-43	11thb -5.5	K. Emanuel (7-3)	A. Zerpa (0-2)	-	82°	7:08 PM	2:49	5,184	164,312
85.	7/15	INDIANAPOLIS	W, 8-3	4-9, 42-43	11thb -5.5	W. Pennington (3-0)	C. Alldred (5-2)	-	85°	7:08 PM	2:35	5,768	170,080
86.	7/16	INDIANAPOLIS	L, 11-4	4-10, 42-44	11thb -6.0	J. Jones (2-1)	B. Keller (0-3)	-	84°	5:06 PM	2:48	5,553	175,633
87.	7/18	ST. PAUL	W, 1-0	5-10, 43-44	11thb -5.0	W. Pennington (4-0)	J. Winder (5-2)	-	65°	12:07 PM	2:00	2,525	178,158
88.	7/19	ST. PAUL	L, 9-4	5-11, 43-45	11thb -6.0	L. Varland (4-0)	J. Bowlan (2-1)	A. Sanchez (1)	79°	7:07 PM	2:49	5,927	182,085
89.	7/20	ST. PAUL	L, 6-5	5-12, 43-46	11thb -7.0	A. Brice (1-1)	S. Cruz (0-1)	P. Murphy (6)	79°	7:06 PM	2:44	5,555	187,640
90.	7/21	ST. PAUL	W, 5-4	6-12, 44-46	11thb -6.5	C. Chamberlain (1-1)	J. Winder (5-3)	-	81°	7:07 PM	2:36	6,598	194,236
91.	7/22	ST. PAUL	W, 8-5	7-12, 45-46	11thb -6.0	W. Klein (1-0)	B. Blaw (2-3)	-	83°	7:07 PM	2:27	5,528	199,766
92.	7/23	ST. PAUL	W, 3-1	8-12, 46-46	11thb -5.0	J. McGrath (1-1)	P. Murphy (5-2)	W. Klein (1)	89°	5:07 PM	2:12	4,877	204,643
93.	7/25	@ Columbus	L, 10-2	8-13, 46-47	11thb -5.5	J. Eckhoff (1-2)	J. Bowlan (2-2)	-	85°	7:06 PM	2:52	11,084	-
94.	7/26	@ Columbus	W, 5-2	9-13, 47-47	11thb -5.5	W. Pennington (5-0)	C. Smith (2-1)	W. Klein (2)	85°	12:06 PM	2:43	10,100	-
95.	7/27	@ Columbus	W, 5-2	10-13, 48-47	11thb -4.5	C. Ragans (2-1)	H. Gaddis (1-7)	J. Kowar (2)	88°	7:05 PM	2:35	7,261	-
96.	7/28	@ Columbus	W, 7-6	11-13, 49-47	11thb -4.0	M. Castillo (3-6)	T. Ponticelli (2-6)	W. Klein (3)	82°	7:05 PM	2:50	7,838	-
97.	7/29	@ Columbus	L, 6-3	11-14, 49-48	11thb -5.0	P. Diehl (3-1)	A. Veneziano (4-1)	T. Herrin (2)	84°	7:06 PM	2:41	10,100	-
98.	7/30	@ Columbus	W, 7-2	12-14, 50-48	11thb -3.0	J. Bowlan (3-2)	P. Battenfield (0-3)	-	85°	4:07 PM	2:12	9,008	-

JULY Hitting Results: 256/347/443 (194 for 757), 472B, 63B, 29HR, 113R, 102BB, 22SB / **JULY Pitching Results:** 11-12, 5.41 ERA (119 ER in 198.0 IP), 5/8 SV, 182 H, 32HR, 112BB, 203 K, 1.48 WHIP, 245 AVG

GM #	AUG.	OPPONENT	SCORE	RECORD	POS./G+/-	WIN	LOSS	SAVE	TEMP.	1ST PITCH	TIME	ATT.	HOME ATT.
99.	8/1	@ Louisville	L, 3-2	12-15, 50-49	11thb -5.0	T. Santillan (1-1)	W. Klein (1-1)	-	86°	6:38 PM	2:37	4,970	-
100.	8/2	@ Louisville	L, 5-4	12-16, 50-50	11thb -6.0	A. Busenitz (3-2)	C. Chamberlain (1-2)	-	79°	6:37 PM	2:25	4,023	-
101.	8/3	@ Louisville	L, 11-2	12-17, 50-51	11thb -6.0	R. Meisinger (1-1)	D. Parrish (4-3)	-	83°	6:36 PM	2:44	4,336	-
102.	8/4	@ Louisville	L, 8-3	12-18, 50-52	11thb -7.0	L. Stoudt (3-3)	A. Veneziano (4-3)	-	90°	7:17 PM	2:40	4,749	-
103.	8/5	@ Louisville	L, 5-1	12-19, 50-53	11thb -7.5	V. Gutierrez (1-0)	J. Bowlan (3-1)	-	85°	7:19 PM	2:29	6,673	-
104.	8/6	@ Louisville	L, 5-4	12-20, 50-54	11thb -8.0	S. Bracho (2-1)	W. Klein (1-2)	-	84°	1:08 PM	2:29	4,802	-
105.	8/8	IOWA	L, 2-2	12-21, 50-55	11thb -8.0	A. Kay (1-0)	W. Pennington (5-1)	B. Horn (1)	84°	7:06 PM	2:29	3,216	207,859
106.	8/9	IOWA	L, 8-0	12-22, 50-56	11thb -9.0	L. Little (1-0)	D. Parrish (4-4)	-	80°	7:07 PM	2:48	2,760	210,619
107.	8/10	IOWA	L, 10-3	12-23, 50-57	11thb -10.0	C. Clarke (2-4)	W. Pennington (5-2)	-	84°	7:07 PM	2:44	4,994	215,613
108.	8/11	IOWA	L, 9-4	12-24, 50-58	11thb -11.0	A. Kay (2-0)	E. Sisk (2-4)	-	87°	7:07 PM	3:20	7,379	222,992
109.	8/12	IOWA	L, 7-4	12-25, 50-59	11thb -11.0	S. Reyes (1-0)	B. de Geus (0-1)	L. Little (1)	88°	5:35 PM	2:33	9,023	232,015
110.	8/15	@ Toledo	W, 11-8	13-25, 51-59	11thb -10.5	C. Snider (5-1)	J. O'Loughlin (1-5)	-	69°	6:37 PM	2:42	4,837	-
111.	8/16	@ Toledo	L, 8-2	13-26, 51-60	11thb -11.5	K. Montero (1-1)	D. Parrish (4-5)	-	81°	6:36 PM	2:30	4,534	-
112.	8/17	@ Toledo	L, 4-2	13-27, 51-61	11thb -12.5	G. Hill (3-1)	A. Veneziano (4-3)	-	69°	6:36 PM	2:16 (1:11)	5,898	-
113.	8/18	@ Toledo	L, 5-0	13-28, 51-62	11thb -13.5	S. Gipson-Long (1-2)	J. Bowlan (3-4)	-	73°	7:05 PM	2:45	7,034	-
114.	8/19	@ Toledo	W, 5-3	14-28, 52-62	11thb -13.5	J. McGrath (2-1)	Z. Logue (3-8)	C. Snider (3)	78°	7:06 PM	2:43	8,491	-
115.	8/20	@ Toledo	L, 3-0	14-29, 52-63	11thb -13.5	J. O'Loughlin (2-5)	A. Hoffmann (0-1)	-	88°	4:05 PM	2:18	7,804	-
116.	8/22	ST. PAUL	W, 14-4	15-29, 53-63	11thb -12.5	M. Castillo (4-6)	L. Varland (7-1)	-	96°	6:38 PM	2:40	1,969	233,984
117.	8/23	ST. PAUL	L, 6-4	15-30, 53-64	11thb -13.0	K. Fumderburk (4-1)	W. Klein (1-3)	-	96°	6:37 PM	2:27	2,165	236,149
118.	8/24	ST. PAUL	L, 10-7	15-31, 53-65	11thb -13.5	M. Boyle (3-0)	J. Bowlan (3-5)	J. Moran (1)	100°	6:37 PM	3:00	2,799	238,948
119.	8/25	ST. PAUL	L, 9-3	15-32, 53-66	11thb -14.0	S. Woods-Richardson (5-6)	J. Barlow (0-1)	-	86°	6:37 PM	2:37	4,015	242,963
120.	8/26	ST. PAUL	W, 7-3	16-32, 54-66	11thb -13.5	A. Hoffmann (1-1)	R. Dobnak (4-7)	-	79°	6:37 PM	2:36	5,698	248,661
121.	8/27	ST. PAUL	W, 5-3	17-32, 55-66	11thb -13.5	M. Castillo (5-6)	M. Boyle (3-1)	J. Heasley (1)	78°	2:07 PM	2:28	5,674	254,335
122.	8/29	LOUISVILLE	W, 4-3	18-32, 56-66	11thb -12.5	D. Coleman (1-2)	R. Karcher (4-4)	-	84°	6:37 PM	2:46	2,243	256,538
123.	8/30	LOUISVILLE	W, 4-2	19-32, 57-66	11thb -11.5	J. Bowlan (2-1)	M. Mariot (4-3)	J. McGrath (1)	84°	6:38 PM	2:48	2,871	259,339
124.	8/31	LOUISVILLE	L, 5-4	19-33, 57-67	11thb -12.0	C. Phillips (2-3)	D. Parrish (4-6)	-	82°	6:38 PM	2:21	2,601	261,946

AUGUST Hitting Results: 225/328/370 (190 for 846), 322B, 23B, 29HR, 102R, 117BB, 29SB / **AUGUST Pitching Results:** 7-19, 6.11 ERA (153 ER in 225.1 IP), 3/8 SV, 257 H, 39HR, 137BB, 242K, 1.75 WHIP, 287 AVG

GM #	SEPT.	OPPONENT	SCORE	RECORD	POS./G+/-	WIN	LOSS	SAVE	TEMP.	1ST PITCH	TIME	ATT.	HOME ATT.
125.	9/1	LOUISVILLE	L, 12-7	19-34, 57-68	11thb -13.0	L. Stoudt (4-6)	A. Hoffmann (1-2)	-	85°	6:37 PM	2:58	5,210	267,156
126.	9/2	LOUISVILLE	L, 4-2	19-35, 69-69	11thb -14.0	C. Legumina (2-1)	J. Dipoto (2-2)	S. Bracho (3)	93°	6:37 PM	2:39	6,285	273,441
127.	9/3	LOUISVILLE	W, 7-1	20-35, 68-69	11thb -14.0	A. Veneziano (5-3)	C. Roa (0-4)	-	94°	2:09 PM	2:30	5,013	278,454
128.	9/5	@ Iowa	W, 10-9	21-35, 69-69	11thb -14.0	J. Bowlan (5-5)	S. Reyes (3-1)	-	89°	6:40 PM	2:51	4,024	-
129.	9/6	@ Iowa	W, 11-7	22-35, 60-69	11thb -14.0	W. Pennington (6-2)	C. Kilian (7-2)	-	68°	12:10 PM	2:54	4,232	-
130.	9/7	@ Iowa	W, 10-2	23-35, 61-69	11thb -13.0	A. Hoffmann (2-2)	N. Neidert (5-7)	-	80°	6:40 PM	3:00	4,186	-
131.	9/8	@ Iowa	W, 4-2	24-35, 62-69	11thb -13.0	J. Barlow (1-1)	M. Rucker (0-1)	D. Coleman (2)	81°	7:10 PM	2:35	4,649	-
132.	9/9	@ Iowa	L, 8-3	24-36, 62-70	11thb -14.0	B. Hughes (W, 2-0)	A. Hoffmann (5-4)	-	80°	6:09 PM	2:49	6,576	-
133.	9/10	@ Iowa	L, 9-3	24-37, 62-71	11thb -15.0	A. Kay (3-1)	J. Bowlan (5-6)	-	77°	1:11 PM	2:41	5,532	-
134.	9/12	INDIANAPOLIS	W, 10-6	25-37, 63-71	11thb -15.0	W. Pennington (7-2)	T. MacGregor (1-2)	-	72°	12:07 PM	2:39	2,654	281,108
135.	9/13	INDIANAPOLIS	L, 5-4	25-38, 63-72	11thb -16.0	J. Flowers (2-1)	A. Hoffmann (2-3)	K. Nicolas (2)	76°	6:36 PM	2:47	4,163	285,271
136.	9/14	INDIANAPOLIS	L, 4-1	25-39, 63-73	11thb -17.0	C. Alldred (8-8)	M. Castillo (5-7)	D. Morea (1)	78°	6:38 PM	2:24	4,477	289,748
137.	9/15	INDIANAPOLIS	L, 3-1	25-40, 63-74	11thb -17.0	C. Clarke (2-4)	D. Coleman (1-3)	T. MacGregor (2)	71°	6:37 PM	2:21	4,408	294,156
138.	9/16	INDIANAPOLIS	W, 9-2	26-40, 64-74	11thb -17.0	J. Bowlan (1-0)	W. Crowe (1-1)	-	77°	5:38 PM	2:25	5,398	299,554
139.	9/17	INDIANAPOLIS	W, 11-5	27-40, 65-74	11thb -16.0	D. Parrish (5-6)	D. Morea (1-0)	-	73°	2:06 PM	2:37	4,575	304,129
140.	9/19	@ Columbus	W, 7-3	28-40, 66-74	11thb -16.0	A. Hoffmann (3-3)	T. McKenzie (0-1)	-	74°	6:18 PM	2:41	9,484	-
141.	9/20	@ Columbus	W, 4-2	29-40, 67-74	11thb -16.0	M. Castillo (6-7)	Z. Plesac (5-6)	T. Hearn (1)	80°	6:15 PM	2:39	7,949	-
142.	9/21	@ Columbus	L, 8-3	29-41, 67-75	11thb -17.0	J. Cantillo (6-4)	B. de Geus (0-2)	-	80°	6:36 PM	2:32	7,614	-
143.	9/22	@ Columbus	L, 4-3	29-42, 67-76	11thb -18.0	T. Herrin (7-2)	D. Coleman (1-4)	-	76°	7:04 PM	2:21	8,219	-
144.	9/23	@ Columbus	L, 4-3	29-43, 67-77	11thb -18.0	C. Vallimont (4-6)	D. Coleman (1-5)	-	71°	1:06 PM	2:40	7,995	-
145.	9/24	@ Columbus	W, 3-2	30-43, 68-77	11thb -17.0	J. Dipoto (3-2)	C. Smith (4-3)	T. Hearn (2)	71°	1:05 PM	2:21	9,253	-

SEPTEMBER Hitting Results: 258/349/469 (185 for 720), 472B, 33B, 33HR, 116R, 99BB, 26SB / **SEPTEMBER Pitching Results:** 11-10, 4.71 ERA (97 ER in 185.1 IP), 3/6 SV, 181 H, 34HR, 87BB, 178K, 1.45 WHIP, 254 AVG

2ND HALF Hitting Results: 246/341/426 (650 for 2427), 1502B, 123B,

2023 STORM CHASERS ROSTER

PITCHERS

#	NAME	B/T	HT	WT	BORN	BIRTH PLACE
56	Anderson, Justin	L/R	6' 3"	230	9/28/92	Houston, TX, USA
48	Barlow, Joe	R/R	6' 2"	210	9/28/95	Riverton, UT, USA
31	Bowlan, Jonathan	R/R	6' 6"	240	12/1/96	Arlington, TN, USA
50	Castillo, Max	R/R	6' 2"	280	5/4/99	Caracas, Venezuela
32	Chamberlain, Christian	L/L	5' 10"	173	7/20/99	Grand Junction, CO, USA
47	Coleman, Dylan	R/R	6' 5"	230	9/16/96	Potosi, MO, USA
48	Cox, Austin	L/L	6' 4"	235	3/28/97	Macon, GA, USA
46	Cruz, Steven	R/R	6' 7"	225	6/15/99	Tenares, Dominican Republic
45	Cuas, Jose	R/R	6' 3"	195	6/28/94	Santo Domingo, Dominican Republic
36	de Geus, Brett	R/R	6' 2"	190	11/4/97	Pleasanton, CA, USA
55	Dipoto, Jonah	R/R	6' 1"	225	9/3/96	Queens, NY, USA
24	Dye, Josh	L/L	6' 5"	180	9/14/96	DeLand, FL, USA
54	Garrett, Amir	R/L	6' 5"	239	5/3/92	Victorville, CA, USA
38	Hearn, Taylor	L/L	6' 6"	230	8/30/94	Royse City, TX, USA
54	Heasley, Jonathan	R/R	6' 3"	225	1/27/97	Plano, TX, USA
57	Hoffmann, Andrew	R/R	6' 5"	210	2/2/00	Joliet, IL, USA
51	Keller, Brad	R/R	6' 5"	255	7/27/95	Snellville, GA, USA
62	Klein, Will	R/R	6' 5"	230	11/28/99	Bloomington, IN, USA
37	Kowar, Jackson	R/R	6' 5"	200	10/4/96	Weddington, NC, USA
58	Kriske, Brooks	R/R	6' 3"	205	2/3/94	Scottsdale, AZ, USA
52	Lynch IV, Daniel	L/L	6' 6"	200	11/17/96	Richmond, VA, USA
61	Marquez, Emilio	L/L	5' 8"	170	4/28/98	Upata, Venezuela
44	Marsh, Alec	R/R	6' 2"	220	5/14/98	Milwaukee, WI, USA
46	Martinez, Marcelo	L/L	6' 2"	190	8/10/96	Reynosa, Tamaulipas, Mexico
21	Mayers, Mike	R/R	6' 2"	220	12/6/91	Grove City, OH, USA
52	McArthur, James	R/R	6' 7"	230	12/11/96	New Braunfels, TX, USA
36	Mengden, Daniel	R/R	6' 1"	215	2/19/93	Houston, TX, USA
41	Núñez, Andrés	R/R	6' 4"	240	9/20/95	Southwest Ranches, FL, USA
35	Parrish, Drew	L/L	5' 11"	200	12/8/97	Cape Canaveral, FL, USA
40	Pennington, Walter	L/L	6' 2"	205	4/14/98	Broomfield, CO, USA
46	Poteet, Cody	R/R	6' 1"	190	7/30/94	San Diego, CA, USA
25	Ragans, Cole	L/L	6' 4"	190	12/12/97	Crawfordville, FL, USA
45	Sisk, Evan	L/L	6' 2"	209	4/23/97	Chester, SC, USA
43	Snider, Collin	R/R	6' 4"	195	10/10/95	Nashville, TN, USA
35	Stamont, Josh	R/R	6' 3"	200	12/21/93	La Habra, CA, USA
48	Taylor, Josh	L/L	6' 5"	245	3/2/93	Phoenix, AZ, USA
56	Veneziano, Anthony	L/L	6' 5"	205	9/1/97	Hackettstown, NJ, USA
44	Weiss, Ryan	R/R	6' 4"	210	12/10/96	South Elgin, IL, USA
62	Wittgren, Nick	R/R	6' 2"	216	5/29/91	Torrance, CA, USA
48	Yarbrough, Ryan	R/L	6' 5"	215	12/31/91	Austin, TX, USA
41	Zerpa, Angel	L/L	6' 0"	220	9/27/99	Valle de la Pascua, Venezuela

CATCHERS

#	NAME	B/T	HT	WT	BORN	BIRTH PLACE
60	Briceno, José	R/R	6' 1"	225	9/19/92	Caracas, Venezuela
26	Cropley, Tyler	R/R	5' 8"	185	12/10/95	Sioux City, IA, USA
41	Emshoff, Kale	R/R	6' 2"	228	5/2/98	Robstown, TX, USA
4	Fermin, Freddy	R/R	5' 9"	200	5/16/95	Puerto Ordaz, Venezuela
14	Porter, Logan	R/R	6' 0"	200	7/12/95	Phoenix, AZ, USA
25	Reetz, Jakson	R/R	6' 0"	205	1/3/96	Hickman, NE, USA

INFELDERS

#	NAME	B/T	HT	WT	BORN	BIRTH PLACE
19	Alexander, CJ	L/R	6' 3"	215	7/17/96	Merrillville, IN, USA
25	Beaty, Matt	L/R	6' 0"	215	4/28/93	Snellville, GA, USA
12	Camargo, Johan	S/R	5' 11"	195	12/13/93	Panama City, Panama
17	Castellano, Angelo	L/R	5' 10"	165	1/13/95	San Diego, Venezuela
6	Dungan, Clay	L/R	5' 11"	190	6/2/96	Muncie, IN, USA
11	Garcia, Maikel	R/R	6' 0"	180	3/3/00	La Sabana, Venezuela
11	Hechavarria, Adeiny	R/R	6' 0"	195	4/15/89	Santiago De Cuba, Cuba
38	Jenista, Greyson	L/R	6' 2"	210	12/7/96	Lawrence, KS, USA
13	Loflin, Nick	L/R	5' 11"	180	9/25/98	Corpus Christi, TX, USA
9	Lopez, Nicky	L/R	5' 11"	180	3/13/95	Naperville, IL, USA
34	Mann, Devin	R/R	6' 2"	180	2/11/97	Columbus, IN, USA
16	Massey, Michael	L/R	6' 0"	195	3/22/98	Palos Park, IL, USA
3	McCullough, Morgan	L/R	5' 6"	180	12/19/97	Seattle, WA, USA
22	Palacios, Jermaine	R/R	6' 0"	145	7/19/96	Barquisimeto, Venezuela
25	Pratto, Nick	L/L	6' 1"	225	10/6/98	Huntington Beach, CA, USA
0	Taylor, Samad	R/R	5' 8"	160	7/11/98	Corona, CA, USA
9	Wallace, Paxton	R/R	5' 10"	215	1/6/99	Little Rock, AR, USA

OUTFIELDERS

#	NAME	B/T	HT	WT	BORN	BIRTH PLACE
16	Blanco, Dairon	R/R	5' 11"	200	4/26/93	Florida, Cuba
3	Bradley, Tucker	L/L	5' 9"	206	5/6/98	Chickamauga, GA, USA
24	Eaton, Nate	R/R	5' 11"	200	12/22/96	Chester, VA, USA
28	Gentry, Tyler	R/R	6' 0"	210	2/1/99	Memphis, TN, USA
18	Hicklen, Brewer	R/R	6' 1"	220	2/9/96	Huntsville, AL, USA
8	Isbel, Kyle	L/R	5' 11"	190	3/3/97	Fontana, CA, USA
4	Olivares, Edward	R/R	6' 2"	190	3/6/96	Caracas, Venezuela
7	Rave, John	L/L	5' 9"	185	12/30/97	Canton, IL, USA
25	Reyes, Framil	R/R	6' 5"	265	7/7/95	Palenque, Dominican Republic
8	Thompson, Bubba	R/R	6' 2"	197	6/9/98	Mobile, AL, USA
21	Velázquez, Nelson	R/R	6' 0"	190	12/26/98	Carolina, Puerto Rico
8	Waters, Drew	S/R	6' 0"	185	12/30/98	Atlanta, GA, USA

NUMERICAL ROSTER

0	Samad Taylor	INF/OF
2	Ryan Goins	INF
3	Tucker Bradley	OF
3	Morgan McCullough	INF
4	Freddy Fermin	C
4	Edward Olivares	OF
6	Clay Dungan	INF
7	John Rave	OF
8	Drew Waters	OF
8	Kyle Isbel	OF
8	Bubba Thompson	OF
9	Nicky Lopez	INF
9	Paxton Wallace	INF
11	Maikel Garcia	SS/3B
11	Adeiny Hechavarria	SS
12	Johan Camargo	INF
13	Nick Loflin	INF
14	Logan Porter	C / 1B
15	Framil Reyes	OF/DH
16	Dairon Blanco	OF
16	Michael Massey	2B
17	Angelo Castellano	INF
18	Brewer Hicklen	OF
19	CJ Alexander	1B/OF
21	Mike Mayers	RHP
21	Nelson Velázquez	OF
22	Jermaine Palacios	INF
24	Josh Dye	LHP
24	Nate Eaton	INF/OF
25	Jakson Reetz	C
25	Cole Ragans	LHP
25	Nick Pratto	1B/OF
25	Matt Beaty	1B/OF
26	Tyler Cropley	C
28	Tyler Gentry	OF
31	Jonathan Bowlan	RHP
32	Christian Chamberlain	LHP
34	Devin Mann	INF/OF
35	Josh Stamont	RHP
35	Drew Parrish	LHP
36	Brett de Geus	RHP
36	Daniel Mengden	RHP
37	Jackson Kowar	RHP
38	Taylor Hearn	LHP
38	Greyson Jenista	1B
40	Walter Pennington	LHP
41	Andrés Núñez	RHP
41	Angel Zerpa	LHP
41	Kale Emshoff	C
43	Collin Snider	RHP
44	Ryan Weiss	RHP
44	Alec Marsh	RHP
45	Jose Cuas	RHP
45	Evan Sisk	LHP
46	Marcelo Martinez	LHP
46	Steven Cruz	RHP
46	Cody Poteet	RHP
47	Dylan Coleman	RHP
48	Josh Taylor	LHP
48	Ryan Yarbrough	LHP
48	Austin Cox	RHP
48	Joe Barlow	LHP
50	Max Castillo	RHP
51	Brad Keller	RHP
52	Daniel Lynch IV	LHP
52	James McArthur	RHP
54	Amir Garrett	LHP
54	Jonathan Heasley	RHP
55	Jonah Dipoto	RHP
56	Anthony Veneziano	LHP
56	Justin Anderson	RHP
57	Andrew Hoffmann	RHP
58	Brooks Kriske	RHP
60	José Briceno	C
61	Emilio Marquez	LHP
62	Nick Wittgren	RHP
62	Will Klein	RHP

COACHING STAFF

23	Mike Jirschele	MANAGER
33	David Noworyta	BENCH
52	BijanRademacher	HITTING
59	Dane Johnson	PITCHING

2023 STORM CHASERS

STORM CHASERS ORGANIZATION

2024 OMAHA STORM CHASERS

2023 SEASON IN REVIEW

PLAYER & COACH DATABASE

HISTORY & RECORDS

INTERNATIONAL LEAGUE

ROYALS ORGANIZATION

GENERAL INFORMATION

2023 BREAKING ROSTER

Pitchers (15): RHP Max Castillo, LHP Austin Cox, RHP Jonathan Heasley, RHP Jackson Kowar, RHP Brooks Kriksie, LHP Marcelo Martinez, RHP Mike Mayers, RHP Adrien Nunez, LHP Drew Parrish, LHP Evan Skel, RHP Collin Snider, RHP Josh Staumton, LHP Josh Taylor, RHP Ryan Weiss, RHP Nick Wittgren
Catchers (3): Freddy Fermin, Logan Porter, Jackson Reetz
Infielders (6): C Alexander, Angelo Castellano, Maikel Garcia, Nick Loftin, Nick Pratto, Samad Taylor
Outfielders (3): Dairon Blanco, Tucker Bradley, Tyler Gentry

76 DIFFERENT PLAYERS HAVE APPEARED IN A GAME FOR OMAHA IN 2023 (35 HITTERS, 41 PITCHERS)

1ST HALF

1. 4/5 1B Nick Pratto recalled by KANSAS CITY from Omaha
2. 4/6 1B Nick Pratto optioned to Omaha
3. 4/12 LHP Josh Dye activated from the Development List
4. 4/14 RHP Josh Staumton recalled by KANSAS CITY from Omaha
5. RHP Dylan Coleman optioned to Omaha
6. 4/16 LHP Josh Taylor recalled by KANSAS CITY from Omaha
7. 4/21 C Freddy Fermin recalled by KANSAS CITY from Omaha
8. 4/25 OF Brett de Geus activated from the 7-Day Injured List
9. RHP Zack Williams released
10. 4/27 OF Nate Eaton optioned to Omaha
11. 4/28 1B Nick Pratto recalled by KANSAS CITY from Omaha
12. 4/29 C Freddy Fermin optioned to Omaha
13. 5/2 INF Maikel Garcia recalled by KANSAS CITY from Omaha
14. C Freddy Fermin recalled by KANSAS CITY from Omaha
15. LHP Josh Dye released
16. 5/3 RHP Johan Dipoto transferred to Omaha from NW Arkansas (AA)
17. LHP Walter Pennington transferred to Omaha from NW Arkansas (AA)
18. LHP Cox selected by KANSAS CITY from Omaha
19. RHP Jose Cuas optioned to Omaha
20. 5/4 LHP Marcelo Martinez placed on the Development List
21. OF Franmil Reyes optioned to Omaha
22. INF Clay Dungan activated from the 7-Day Injured List
23. LHP Austin Cox optioned to Omaha
24. 5/5 RHP Jonathan Heasley recalled by KANSAS CITY from Omaha
25. OF Nate Eaton recalled by KANSAS CITY from Omaha
26. 5/6 RHP Daniel Mendgen activated from the Development List
27. 5/7 LHP Austin Cox's rehab assignment transferred to Omaha
28. RHP Jonathan Heasley optioned to Omaha
29. RHP Max Castillo recalled by KANSAS CITY from Omaha
30. 5/8 RHP Jose Cuas recalled by KANSAS CITY from Omaha
31. RHP James McArthur optioned to Omaha
32. OF Franmil Reyes designated for assignment.
33. 5/9 OF Drew Waters sent on a rehab assignment to Omaha
34. 5/12 RHP Brett de Geus placed on the Development List
35. 5/16 INF Nicky Lopez sent on a rehab assignment to Omaha
36. INF Johan Camargo activated from the 7-Day Injured List
37. RHP Jackson Kowar recalled by KANSAS CITY from Omaha
38. RHP Max Castillo optioned to Omaha
39. 5/17 RHP Mike Mayers selected by KANSAS CITY from Omaha
40. 5/19 LHP Anthony Veneziano transferred to Omaha from NW Arkansas (AA)
41. RHP Max Castillo recalled by KANSAS CITY from Omaha
42. 5/20 RHP Jackson Kowar optioned to Omaha
43. RHP Ryan Weiss released
44. 5/22 INF Nicky Lopez returned to KANSAS CITY from rehab assignment
45. 5/23 INF Greyson Jenista activated by Omaha
46. INF CJ Alexander placed on the 7-Day Injured List
47. RHP Nick Wittgren selected by KANSAS CITY from Omaha
48. RHP Max Castillo optioned to Omaha
49. 5/24 OF Nate Eaton optioned to Omaha
50. 5/26 OF Drew Waters returned to KANSAS CITY from rehab assignment
51. 5/28 LHP Daniel Lynch returned to KANSAS CITY from rehab assignment
52. INF CJ Alexander activated from the 7-Day Injured List
53. INF Greyson Jenista transferred to NW Arkansas (AA) from Omaha
54. 5/30 RHP Brett de Geus transferred to NW Arkansas (AA) from Omaha
55. 6/1 INF Nick Loftin placed on the 7-Day Injured List
56. LHP Marcelo Martinez activated from the Development List
57. 6/2 RHP Jackson Kowar recalled by KANSAS CITY from Omaha
58. 6/7 LHP Austin Cox recalled by KANSAS CITY from Omaha
59. 6/9 OF Nate Eaton recalled by KANSAS CITY from Omaha
60. 6/11 INF CJ Alexander placed on the 7-Day Injured List
61. INF Greyson Jenista transferred to Omaha from NW Arkansas (AA)
62. INF Paxton Wallace transferred to Omaha from Quad Cities (A+)
63. 6/12 OF Dairon Blanco selected by KANSAS CITY from Omaha
64. 6/13 RHP Will Klein transferred to Omaha from NW Arkansas (AA)
65. RHP Alec Marsh transferred to Omaha from NW Arkansas (AA)
66. OF John Raye transferred to Omaha from NW Arkansas (AA)
67. INF Greyson Jenista transferred to NW Arkansas (AA) from Omaha
68. INF Paxton Wallace transferred to Quad Cities (A+) from Omaha
69. OF Kyle Isbel sent on a rehab assignment to Omaha
70. INF Matt Beatty assigned to Omaha
71. INF Jermaine Palacios assigned to Omaha
72. 6/15 INF Johan Camargo released
73. 6/16 INF Adelmir Hschavaria assigned to Omaha
74. INF Samad Taylor recalled by KANSAS CITY from Omaha
75. OF Nate Eaton optioned to Omaha
76. C José Briceño transferred to Omaha from NW Arkansas (AA)
77. C Jackson Reetz released
78. 6/18 RHP Brooks Kriksie selected by KANSAS CITY from Omaha
79. INF Matt Beatty selected by KANSAS CITY from Omaha
80. 6/20 LHP Drew Parrish transferred to NW Arkansas (AA) from Omaha
81. RHP Jonathan Bowlan transferred to Omaha from NW Arkansas (AA)
82. LHP Christian Chamberlain transferred to Omaha from NW Arkansas (AA)
83. LHP Amir Garrett sent on a rehab assignment to Omaha
84. RHP Mike Mayers sent outright to Omaha
85. 6/22 OF Nate Eaton recalled by KANSAS CITY from Omaha
86. INF Paxton Wallace transferred to Omaha from Quad Cities (A+)
87. 6/24 LHP Ryan Yarbrough sent on a rehab assignment to Omaha
88. RHP Jackson Kowar optioned to Omaha
89. RHP James McArthur recalled by KANSAS CITY from Omaha

2ND HALF

90. 6/26 OF Nate Eaton optioned to Omaha
91. 6/27 RHP Daniel Mendgen released
92. RHP Adrien Nunez traded to Boston Red Sox
93. 6/28 LHP Marcelo Martinez recalled by KANSAS CITY from rehab assignment
94. LHP Angel Zepa's rehab assignment transferred to Omaha
95. RHP Brad Keller sent on a rehab assignment to Omaha
96. LHP Marcelo Martinez released
97. 6/30 RHP Alec Marsh recalled by KANSAS CITY from Omaha
98. RHP James McArthur optioned to Omaha
99. INF Michael Massey sent on a rehab assignment to Omaha
100. LHP Amir Garrett returned to KANSAS CITY from rehab assignment
101. 7/1 OF Cole Ragans acquired in a trade with TEXAS and optioned to Omaha
102. RHP Brooks Kriksie optioned to Omaha
103. RHP Collin Snider recalled by KANSAS CITY from Omaha
104. INF Michael Massey returned to KANSAS CITY from rehab assignment
105. RHP Jonathan Heasley recalled by KANSAS CITY from Omaha
106. LHP Austin Cox optioned to Omaha
107. INF Samad Taylor optioned to Omaha
108. 7/5 RHP Dylan Coleman recalled by KANSAS CITY from Omaha
109. 7/9 INF Ryan Yarbrough recalled by KANSAS CITY from Omaha
110. LHP Ryan Yarbrough returned to KANSAS CITY from rehab assignment
111. 7/12 RHP Mike Mayers traded to Chicago White Sox
112. RHP Steven Cruz transferred to Omaha from NW Arkansas (AA)
113. LHP Drew Wallace transferred to Quad Cities (A+) from Omaha
114. 7/14 INF Nick Loftin activated from the 7-Day Injured List
115. INF CJ Alexander activated from the 7-Day Injured List
116. LHP Angel Zepa returned from rehab assignment and optioned to Omaha
117. 7/15 LHP Cole Ragans recalled by KANSAS CITY from Omaha
118. 7/16 LHP Cole Ragans optioned to Omaha
119. RHP Max Castillo recalled by KANSAS CITY from Omaha
120. LHP Emilio Marquez transferred to Omaha from Quad Cities (A+)
121. RHP Collin Snider optioned to Omaha
122. RHP Collin Snider optioned to Omaha
123. 7/18 LHP Emilio Marquez transferred to Quad Cities (A+) from Omaha
124. INF Samad Taylor optioned to Omaha
125. 7/19 INF Matt Beatty sent on a rehab assignment to Omaha
126. LHP Austin Cox recalled by KANSAS CITY from Omaha
127. 7/20 RHP Max Castillo optioned to Omaha
128. 7/27 RHP Brad Keller returned to KANSAS CITY from rehab assignment
129. 7/28 INF Samad Taylor recalled by KANSAS CITY from Omaha
130. 7/30 LHP Taylor Hearn acquired in a trade with TEXAS and optioned to Omaha
131. 7/31 OF Nelson Velazquez acquired in a trade with CHICAGO and optioned to Omaha
132. 8/1 INF Matt Beatty returned to KANSAS CITY from rehab assignment
133. LHP Angel Zepa recalled by KANSAS CITY from Omaha
134. RHP James McArthur recalled by KANSAS CITY from Omaha
135. RHP Jackson Kowar recalled by KANSAS CITY from Omaha
136. INF Jermaine Palacios released
137. RHP Drew Parrish transferred to Omaha from NW Arkansas (AA)
138. 8/2 LHP Cole Ragans recalled by KANSAS CITY from Omaha
139. RHP James McArthur optioned to Omaha
140. RHP Jackson Kowar optioned to Omaha
141. 8/4 RHP Drew Parrish recalled by KANSAS CITY from Omaha
142. RHP Joe Barlow claimed off waivers from TEXAS and optioned to Omaha
143. 8/8 LHP Taylor Hearn recalled by KANSAS CITY from Omaha
144. 8/10 OF Nelson Velazquez recalled by KANSAS CITY from Omaha
145. RHP Brett de Geus transferred to Omaha from NW Arkansas (AA)
146. RHP Max Castillo recalled by KANSAS CITY from Omaha
147. 8/12 RHP Jonathan Heasley optioned to Omaha
148. RHP Andrew Hoffman transferred to Omaha from NW Arkansas (AA)
149. 8/13 OF Edward Olivares optioned to Omaha
150. OF Bubba Thompson claimed off waivers from TEXAS and optioned to Omaha
151. INF Adelmir Hschavaria released
152. OF Brewer Hicklen activated from the development list
153. OF Tucker Bradley transferred to NW Arkansas (AA) from Omaha
154. 8/15 OF Brewer Hicklen reinstated from the development list
155. RHP James McArthur optioned to Omaha
156. 8/16 OF Brewer Hicklen placed on the development list
157. RHP Jackson Kowar recalled by KANSAS CITY from Omaha
158. 8/17 INF Nick Pratto sent on a rehab assignment to Omaha
159. RHP Max Castillo optioned to Omaha
160. 8/18 LHP Drew Parrish transferred to NW Arkansas (AA) from Omaha
161. 8/22 RHP Dylan Coleman optioned to Omaha
162. 8/23 OF Brewer Hicklen traded to Philadelphia Phillies
163. 8/25 RHP Collin Snider recalled by KANSAS CITY from Omaha
164. RHP Christian Chamberlain activated from the development list
165. LHP Christian Chamberlain placed on the 7-Day Injured List
166. LHP Drew Parrish transferred to Omaha from NW Arkansas (AA)
167. 8/28 LHP Taylor Hearn optioned to Omaha
168. LHP Steven Cruz selected by KANSAS CITY from Omaha
169. 8/29 INF Nick Pratto sent on a rehab assignment to Omaha
170. 8/30 RHP Joe Barlow designated for assignment
171. 9/1 INF Nick Loftin selected by KANSAS CITY from Omaha
172. OF Edward Olivares recalled by KANSAS CITY from Omaha
173. RHP James McArthur recalled by KANSAS CITY from Omaha
174. INF Morgan McCullough transferred to Omaha from NW Arkansas (AA)
175. RHP Will Klein placed on the 7-Day Injured List
176. 9/2 RHP Christian Chamberlain activated from the 7-Day Injured List
177. 9/3 RHP Joe Barlow sent outright to Omaha
178. INF Samad Taylor optioned to Omaha
179. INF Matt Beatty optioned to Omaha
180. 9/7 INF Nick Pratto returned to KANSAS CITY from rehab assignment
181. 9/8 C Kale Emshoff transferred to Omaha from Quad Cities (A+)
182. 9/10 C Tyler Croy optioned to Omaha
183. 9/11 C Tyler Croy designated for assignment
184. 9/11 Logan Porter recalled by KANSAS CITY from Omaha
185. RHP Will Klein activated from the 7-Day Injured List
186. 9/12 C Tyler Croy sent outright to Omaha
187. 9/13 C Kale Emshoff placed on the development list
188. 9/14 C Tyler Croy recalled by KANSAS CITY from Omaha
189. 9/18 C Kale Emshoff activated from the development list
190. RHP Jonathan Bowlan recalled by KANSAS CITY from Omaha
191. 9/19 LHP Anthony Veneziano selected by KANSAS CITY from Omaha
192. INF Matt Beatty designated for assignment
193. RHP Daniel Anderson transferred to Omaha from NW Arkansas (AA)
194. LHP Justin Lynch sent on a rehab assignment to Omaha
195. 9/21

2023 OMAHA STORM CHASERS

2023 SEASON IN REVIEW

 0 Samad Taylor	 2 Ryan Goins	 3 Tucker Bradley	 3 Morgan McCullough	 4 Freddy Fermin
 4 Edward Olivares	 6 Clay Dungan	 7 John Rave	 8 Drew Waters	 8 Kyle Isbel
 8 Bubba Thompson	 9 Nicky Lopez	 9 Paxton Wallace	 11 Maikel Garcia	 11 Adeiny Hechavarria
 12 Johan Camargo	 13 Nick Loftin	 14 Logan Porter	 15 Franmil Reyes	 16 Dairon Blanco
 17 Angelo Castellano	 18 Brewer Hicklen	 19 CJ Alexander	 21 Mike Mayers	 21 Nelson Velázquez
 22 Jermaine Palacios	 23 Mike Jirschele	 24 Josh Dye	 24 Nate Eaton	 25 Jakson Reetz
 25 Cole Ragans	 25 Nick Pratto	 25 Matt Beaty	 26 Tyler Cropley	 28 Tyler Gentry
 31 Jonathan Bowlan	 32 Christian Chamberlain	 33 David Noworyta	 34 Devin Mann	 35 Josh Staumont

2023 OMAHA STORM CHASERS

 35 Drew Parrish	 36 Brett de Geus	 36 Daniel Mengden	 37 Jackson Kowar	 38 Taylor Hearn
 38 Greyson Jenista	 40 Walter Pennington	 41 Andrés Núñez	 41 Angel Zerpa	 41 Kale Emshoff
 43 Collin Snider	 44 Ryan Weiss	 44 Alec Marsh	 45 Jose Cuas	 45 Evan Sisk
 46 Marcelo Martinez	 46 Steven Cruz	 46 Cody Poteet	 47 Dylan Coleman	 48 Josh Taylor
 48 Ryan Yarbrough	 48 Austin Cox	 48 Joe Barlow	 50 Max Castillo	 51 Brad Keller
 52 Bijan Rademacher	 52 Daniel Lynch IV	 52 James McArthur	 54 Amir Garrett	 54 Jonathan Heasley
 55 Jonah Dipoto	 56 Anthony Veneziano	 56 Justin Anderson	 57 Andrew Hoffmann	 58 Brooks Kriske
 59 Dane Johnson	 60 José Briceño	 61 Emilio Marquez	 62 Nick Wittgren	 62 Will Klein

STORM CHASERS
ORGANIZATION

2024 OMAHA
STORM CHASERS

2023 SEASON
IN REVIEW

PLAYER & COACH
DATABASE

HISTORY &
RECORDS

INTERNATIONAL
LEAGUE

ROYALS
ORGANIZATION

GENERAL
INFORMATION

2023 STORM CHASERS STATISTICS

2023 HITTING STATISTICS

PLAYER	AVG	G	AB	R	H	1B	2B	3B	HR	RBI	BB	IBB	SO	SF	CSB	OPS	SLG	OPS	PA	SAC	SB	HBP	GDP
Alexander, CJ	.220	86	286	44	63	121	17	1	13	34	24	0	94	2	280	.423	.703	314	0	3	1	5	0
Beaty, Matt	.294	14	51	7	15	24	3	0	2	9	5	0	6	0	0	.368	.471	839	57	0	0	1	0
Blanco, Dairon	.347	49	173	37	60	78	7	1	3	19	22	0	35	47	6	.444	.451	895	208	1	2	10	4
Bradley, Tocker	.267	69	210	37	56	91	17	3	4	36	33	0	52	10	4	.366	.433	799	250	4	2	1	7
Briceno, José	.214	34	112	15	24	52	1	0	9	17	8	0	28	0	0	.279	.464	773	122	0	0	2	4
Camargo, Johan	.298	15	57	7	17	31	2	0	4	8	11	0	11	0	0	.412	.544	956	68	0	0	0	1
Castellano, Angelo	.281	10	327	54	92	160	21	1	15	34	24	0	69	4	2	.384	.489	873	386	1	2	6	6
Croley, Tyler	.200	2	5	0	1	3	0	1	0	3	1	0	3	0	0	.333	.600	93	6	0	0	0	0
Dungan, Clay	.273	89	271	50	74	99	14	1	3	30	50	0	68	16	2	.386	.365	751	329	0	5	3	5
Eaton, Nate	.252	85	333	52	84	147	16	1	15	39	29	0	85	22	3	.312	.441	753	367	2	2	1	6
Ernstoff, Kale	.250	5	8	2	2	4	2	0	0	3	0	3	0	0	0	.455	.500	955	11	0	0	0	0
Fermin, Freddy	.304	14	46	12	14	31	2	0	5	14	11	0	1	0	0	.448	.674	1122	58	0	0	1	0
Garcia, Maikel	.242	24	95	11	23	33	7	0	1	17	16	0	22	4	0	.344	.444	695	112	0	1	2	0
Gentry, Tyler	.253	129	475	69	120	200	28	2	16	71	81	0	127	14	3	.370	.421	791	572	1	5	10	8
Hechavarría, Adeiny	.220	36	127	18	28	54	8	0	6	24	12	1	32	0	0	.291	.425	716	141	0	1	1	3
Hicklen, Brewer	.233	61	206	41	48	93	15	3	8	29	26	1	59	15	3	.338	.451	789	240	0	1	7	5
Isbel, Kyle	.290	9	31	7	9	17	2	0	2	6	6	0	6	0	0	.405	.548	953	37	0	0	0	2
Jenista, Greyson	.154	4	13	1	2	3	1	0	0	0	1	0	6	0	0	.214	.231	445	14	0	0	0	0
Lofin, Nick	.270	82	315	41	85	140	13	0	14	56	34	0	47	6	1	.344	.444	788	358	3	5	4	15
Lopez, Nicky	.300	3	10	1	3	4	1	0	0	1	3	0	1	1	0	.462	.400	862	13	0	0	0	0
Mann, Devin	.198	37	131	18	26	53	9	0	6	15	29	0	50	2	0	.354	.405	759	164	0	1	3	1
Massey, Michael	.182	3	11	2	2	3	1	0	0	1	0	3	0	0	0	.250	.273	523	12	0	0	0	0
McCullough, Morgan	.286	8	28	5	8	14	1	1	1	6	3	0	10	1	0	.375	.500	875	32	0	0	1	0
McIvares, Edward	.365	13	52	10	19	33	5	0	3	12	3	0	11	4	1	.424	.635	1059	59	0	1	3	0
Palacios, Jermaine	.200	16	35	6	11	23	3	2	0	6	0	0	22	0	0	.220	.418	638	60	1	2	0	1
Portes, Logan	.232	110	379	52	88	143	16	0	13	48	60	0	113	1	1	.339	.377	716	448	0	5	4	12
Pratto, Nick	.180	31	111	14	20	38	4	1	4	17	16	2	37	0	0	.290	.342	632	131	0	2	2	3
Rave, John	.236	70	263	34	62	99	14	1	7	38	36	2	84	4	4	.326	.376	702	302	1	2	0	2
Reetz, Jackson	.274	27	95	11	26	50	12	0	4	15	9	0	34	1	0	.349	.526	875	106	0	0	2	1
Reyes, Frammil	.200	4	15	4	3	7	1	0	1	4	1	0	7	0	0	.278	.467	745	18	0	1	1	0
Taylor, Samad	.301	89	335	65	101	156	23	4	8	55	66	0	85	43	10	.418	.466	894	414	0	7	6	10
Thompson, Bubba	.229	33	139	21	36	57	7	1	8	17	8	0	30	0	0	.313	.410	723	383	0	3	2	2
Velázquez, Nelson	.045	6	22	1	1	1	0	0	0	0	1	0	6	2	0	.087	.045	132	23	0	0	0	3
Wallace, Paxton	.500	4	12	2	6	7	1	0	0	1	1	0	5	1	0	.538	.583	1121	13	0	0	0	0
Waters, Drew	.327	13	52	12	17	33	6	2	2	6	6	0	13	2	0	.397	.635	1032	58	0	0	0	3

TOTALS .257 145 4,851 763 1,246 2,102 280 24 176 710 671 6 1,273 223 53 352 433 785 5,656 14 50 70 111
BOLD = Team Leader (min. 400 PA)

2023 PITCHING STATISTICS

PLAYER	W	L	ERA	G	GS	CG	SHO	GF	HLD	SV	SVO	IP	H	R	ER	HR	HB	BB	SO	AVG	WHIP	WPA	GDP	TBF
Anderson, Justin	0	0	0.00	2	0	0	0	0	0	0	0	3.1	3	0	0	0	0	1	2	3.21	1.20	0	0	14
Barlow, Joe	1	1	7.36	12	1	0	0	0	0	0	1	18.1	29	18	15	6	0	9	19	.363	2.07	0	1	91
Bowman, Jonathan	6	6	5.24	14	12	0	0	1	0	1	1	67.0	72	40	39	12	0	32	58	.275	1.55	2	7	296
Castellano, Angelo	2	1	4.00	1	0	0	0	0	0	0	0	0.2	1	0	0	0	0	0	0	0	0	0	0	1
Castillo, Max	6	7	4.58	22	21	0	0	1	0	0	0	116.0	117	66	59	31	3	28	94	.257	1.25	7	7	490
Chamberlain, Christian	1	2	8.51	26	0	0	0	0	0	0	0	24.1	22	28	23	5	0	38	35	.239	2.05	3	1	125
Coleman, Dylan	1	5	4.70	32	0	0	0	16	6	2	5	30.2	20	18	16	3	6	32	48	.183	1.70	5	4	147
Cox, Austin	2	1	3.61	12	9	0	0	1	0	0	0	47.1	45	20	19	12	2	31	39	.263	1.39	3	8	195
Cruz, Steven	0	1	6.88	14	0	0	0	3	2	0	1	17.0	12	13	13	3	1	10	22	.200	1.29	1	0	72
Cuas, Jose	0	0	9.00	1	0	0	0	1	0	1	1	1.0	1	1	1	1	0	1	1	.250	2.00	0	0	5
de Deus, Brett	0	2	11.45	9	0	0	0	0	0	0	0	11.0	21	15	14	2	0	9	7	.404	2.73	1	1	61
Dipoto, Jonah	3	2	4.24	36	0	0	0	9	3	0	2	40.1	35	23	19	8	6	27	47	.236	1.54	4	5	181
Dye, Josh	0	1	1.80	3	0	0	0	2	0	0	0	5.0	6	2	1	1	0	0	2	.286	1.20	1	2	21
Garrett, Amir	0	0	10.13	3	0	0	0	0	1	0	0	2.2	3	3	3	1	0	5	2	.273	3.00	1	0	16
Hearn, Tyler	0	0	24.52	12	0	0	0	3	2	2	3	14.2	16	5	4	1	9	22	.281	1.70	0	3	67	
Heasley, Jonathan	2	5	6.85	32	15	0	0	6	1	1	1	94.2	108	72	72	20	1	48	88	.286	1.62	4	5	429
Hoffmann, Andrew	0	2	5.45	18	0	0	0	0	0	0	0	38.0	42	25	23	8	16	46	27	.313	1.20	0	1	3
Keller, Brad	0	3	15.00	9	2	0	0	0	0	0	0	9.0	11	17	15	1	1	21	5	.324	3.56	3	1	59
Klein, Will	1	3	5.66	28	1	0	0	14	2	3	6	35.0	40	23	22	3	4	25	49	.276	1.86	2	0	174
Kowar, Jackson	2	5	5.96	30	1	0	0	4	3	2	6	45.1	51	35	30	4	6	32	49	.288	1.83	6	3	220
Krych, Brooks	0	4	5.52	27	0	0	0	13	5	5	6	29.1	30	21	18	5	2	16	49	.256	1.57	3	0	135
Lynch, IV, Daniel	2	0	3.15	5	5	0	0	0	0	0	0	20.0	7	7	3	0	4	18	.256	1.20	1	1	82	
Marquez, Emilio	0	0	0.00	1	0	0	0	0	0	0	0	1.2	2	0	0	0	0	0	0	0	0	0	0	6
Marsh, Alec	2	0	2.40	3	3	0	0	0	0	0	0	15.0	13	4	4	1	1	7	19	.232	1.33	0</		

2023 STORM CHASERS STATISTICS

SO NICE, THEY DID IT TWICE (OR MORE)	MULTI-HIT GAMES					MULTI-RUN GAMES					MULTI-RBI GAMES					MULTI-BB GAMES					MULTI-K GAMES				
	2	3	4	5+	T	2	3	4	5+	T	2	3	4	5+	T	2	3	4	5+	T	2	3	4	5+	T
Alexander, CJ	9	3	-	-	12	8	1	-	-	9	4	2	1	-	7	4	-	-	-	4	24	3	2	-	29
Beatty, Matt	4	1	-	-	5	2	-	-	-	2	3	-	-	-	3	1	-	-	-	1	2	-	-	-	2
Blanco, Dairon	10	6	1	-	17	9	1	-	-	10	3	2	-	-	5	5	1	-	-	6	3	2	-	-	5
Bradley, Tucker	14	2	-	-	16	6	1	-	-	7	4	4	-	-	8	8	-	-	-	8	7	-	1	-	8
Briceño, José	6	-	-	-	6	2	-	-	-	2	5	-	-	-	5	1	-	-	-	1	5	2	-	-	7
Camargo, Johan	5	-	-	-	5	-	-	-	-	-	1	-	-	-	1	3	-	-	-	3	1	-	-	-	1
Castellano, Angelo	18	5	-	-	23	13	1	-	-	14	11	3	-	-	14	7	2	-	-	9	11	1	-	-	12
Cropley, Tyler	-	-	-	-	-	-	-	-	-	-	-	1	-	-	1	-	-	-	-	-	1	-	-	-	1
Dungan, Clay	12	4	-	-	16	5	2	-	-	7	3	2	-	-	5	10	1	-	-	11	9	3	-	-	12
Eaton, Nate	20	4	-	-	24	6	2	-	-	8	7	3	-	-	10	1	-	-	-	1	20	3	-	-	23
Emshoff, Kale	-	-	-	-	-	-	-	-	-	-	-	-	-	-	-	1	-	-	-	1	1	-	-	-	1
Fermin, Freddy	1	1	1	-	3	3	1	-	-	4	1	1	-	-	1	3	2	1	-	3	2	-	-	-	2
García, Maikel	4	1	-	-	5	2	-	-	-	2	2	2	-	-	4	3	1	-	-	4	2	1	-	-	3
Gentry, Tyler	22	3	3	-	28	6	4	-	-	10	7	4	2	1	14	15	3	-	-	18	22	11	-	-	33
Hechavarria, Adeiny	3	1	-	-	4	1	-	-	-	1	1	2	1	-	4	1	-	-	-	1	4	1	-	-	5
Hicklen, Brewer	9	2	-	-	11	10	1	-	-	11	4	2	-	-	6	4	-	-	-	4	14	2	-	-	16
Isbel, Kyle	3	-	-	-	3	1	-	-	-	1	1	1	-	-	2	1	-	-	-	1	1	-	-	-	1
Jenista, Greyson	-	-	-	-	-	-	-	-	-	-	-	-	-	-	-	-	-	-	-	-	2	-	-	-	2
Loflin, Nick	14	4	2	-	20	6	1	-	-	7	8	8	1	-	17	3	1	-	-	4	8	-	-	-	8
Lopez, Nicky	1	-	-	-	1	-	-	-	-	-	-	-	-	-	-	1	-	-	-	1	-	-	-	-	1
Mann, Devin	4	1	-	-	5	3	-	-	-	3	4	-	-	-	4	8	1	-	-	9	13	3	1	-	17
Massey, Michael	-	-	-	-	-	1	-	-	-	1	-	-	-	-	-	-	-	-	-	-	1	-	-	-	1
McCullough, Morgan	1	1	-	-	2	1	-	-	-	1	2	-	-	-	2	1	-	-	-	1	2	1	-	-	3
Olivares, Edward	2	1	1	-	4	4	-	-	-	4	1	-	-	-	1	2	-	-	-	-	3	-	-	-	3
Palacios, Jermaine	3	-	-	-	3	-	-	-	-	-	3	-	-	-	3	-	-	-	-	-	3	1	1	-	5
Porter, Logan	16	3	-	-	19	7	2	-	-	9	10	1	-	-	11	8	4	-	-	12	20	7	-	-	27
Pratto, Nick	2	1	-	-	3	3	-	-	-	3	2	-	-	-	1	3	5	-	-	5	7	3	-	-	10
Rave, John	10	2	1	-	13	5	-	-	-	5	5	3	-	-	8	5	-	-	-	5	18	4	2	-	24
Reetz, Jakson	4	2	-	-	6	-	-	-	-	-	1	-	-	-	1	2	2	-	-	2	5	2	1	-	8
Reyes, Frammil	1	-	-	-	1	1	-	-	-	1	1	-	-	-	1	-	-	-	-	-	1	1	-	-	2
Taylor, Samad	21	9	-	-	30	12	3	-	-	15	13	3	-	-	16	12	3	1	-	16	19	2	1	-	22
Thompson, Bubba	9	3	-	-	12	3	2	-	-	5	2	1	1	-	4	1	-	-	-	1	6	3	1	-	10
Velázquez, Nelson	-	-	-	-	-	-	-	-	-	-	-	-	-	-	-	-	-	-	-	-	2	-	-	-	2
Wallace, Paxton	1	1	-	-	2	-	-	-	-	-	-	-	-	-	-	-	-	-	-	-	1	-	-	-	1
Waters, Drew	1	-	3	-	4	2	2	-	-	4	1	1	-	-	2	1	-	-	-	1	1	2	-	-	3
230	61	12	0	303	122	24	0	0	146	110	46	6	5	167	114	18	1	0	133	239	60	10	0	309	

HOME RUN BREAKDOWN

	2023 TOTAL	HOME ROAD		RHP LHP		OUTS			RUNNERS ON			TIED GAME		GO AHEAD		DIRECTION				BESTS		
		FT	MPH	0	1	2	0	1	2	3	LF	LCF	CF	RCF	RF	FT	MPH					
Gentry, Tyler	16	6	10	11	5	5	3	8	8	4	4	-	2	5	7	5	2	2	-	471	106.5	
Castellano, Angelo	15	10	5	12	3	4	2	9	8	6	1	-	2	3	12	3	-	-	-	401	102.8	
Eaton, Nate	15	9	6	9	6	6	4	5	10	4	1	-	-	5	7	4	4	-	-	422	107.8	
Loflin, Nick	14	6	8	10	4	7	3	4	7	4	3	-	2	3	6	4	4	-	-	433	107.3	
Alexander, CJ	13	5	8	13	-	7	3	3	9	3	1	-	3	3	1	1	2	4	5	422	109.9	
Porter, Logan	13	8	5	6	7	9	3	1	11	2	-	-	1	1	9	2	-	1	1	417	106.6	
Briceño, José	9	3	6	8	1	2	2	5	6	3	-	-	1	4	9	-	-	-	-	421	104.8	
Taylor, Samad	8	3	5	4	4	4	2	2	3	4	1	-	-	4	1	1	3	3	-	422	104.5	
Hicklen, Brewer	8	5	3	6	2	3	2	3	4	3	1	-	-	2	3	3	1	1	-	443	109.5	
Rave, John	7	3	4	3	4	3	1	3	4	1	2	-	-	2	1	1	-	2	3	406	105.7	
Mann, Devin	6	4	2	6	-	2	1	3	5	1	-	-	-	1	1	3	2	1	-	415	105.7	
Hechavarria, Adeiny	6	4	2	6	-	3	1	2	3	1	1	1	-	1	2	-	2	2	1	1	433	103.4
Fermin, Freddy	5	2	3	3	2	1	2	2	1	2	1	1	-	-	2	-	2	1	-	428	105.9	
Thompson, Bubba	4	3	1	3	1	2	-	2	1	2	1	-	-	1	1	-	3	-	-	435	102.6	
Pratto, Nick	4	4	-	3	1	1	2	1	1	2	1	-	-	2	1	-	1	-	3	399	103.3	
Bradley, Tucker	4	3	1	3	1	2	-	2	1	2	1	-	-	-	1	-	1	-	1	392	106.5	
Camargo, Johan	4	2	2	4	-	2	1	1	3	1	-	-	-	3	1	-	1	2	-	426	107.6	
Reetz, Jakson	4	3	1	1	3	1	2	1	2	1	-	1	-	2	4	-	-	-	-	426	104.4	
Dungan, Clay	3	2	1	3	-	3	-	-	3	-	-	-	-	1	1	-	-	2	1	399	107.5	
Olivares, Edward	3	2	1	2	1	1	1	1	1	2	-	-	-	1	1	-	-	-	3	364	98.1	
Palacios, Jermaine	3	2	1	2	1	2	-	1	1	2	-	-	-	1	2	1	-	-	-	409	101.9	
Blanco, Dairon	3	-	3	3	-	1	1	1	3	-	-	-	-	-	1	1	1	1	-	455	105.2	
Beatty, Matt	2	1	1	2	-	2	-	1	1	-	-	-	-	1	-	-	-	1	1	382	101.2	
Isbel, Kyle	2	1	1	2	-	1	1	-	2	-	-	-	-	-	2	-	-	1	-	406	104.3	
Waters, Drew	2	2	-	2	-	1	1	-	1	1	-	-	-	-	1	-	1	-	1	408	108.7	
McCullough, Morgan	1	-	1	1	-	1	-	-	1	-	-	-	-	-	-	-	-	1	-	410	101.9	
Reyes, Frammil	1	1	-	-	1	-	-	1	-	1	-	-	-	-	-	1	-	-	-	389	100.8	
García, Maikel	1	1	-	-	1	-	-	1	-	1	-	-	-	-	-	-	-	-	1	349	94.3	
176	95	81	129	47	74	40	62	101	53	19	3	17	52	70	33	28	23	22				

STORM CHASERS ORGANIZATION

2024 OMAHA STORM CHASERS

2023 SEASON IN REVIEW

PLAYER & COACH DATABASE

HISTORY & RECORDS

INTERNATIONAL LEAGUE

ROYALS STORM CHASERS ORGANIZATION

GENERAL INFORMATION

2023 STORM CHASERS STARTERS

PLAYER	GS	POSITION										BATTING ORDER										
		C	1B	2B	3B	SS	LF	CF	RF	OF	DH	1st	2nd	3rd	4th	5th	6th	7th	8th	9th		
Tyler Gentry	128						4	111	115	13				63	19	13	24	5	4			
Angelo Castellano	101		14	7	11	69												1	9	91		
Logan Porter	101	74	22										5	1	9	37	19	17	15	3		
Samad Taylor	87			55	2	10	18		28	2			68	16	3							
Nate Eaton	84			8	18	14	24	10	48	10			4	11	2	11	20	22	11	3		
Nick Loftin	81		2	25	46	3			3	5			20	20	9	26	5	1				
Clay Dungan	76			27	22	23							4	15	3	4	1	5	6	11	22	9
CJ Alexander	74		56						4	4	14			1		10	13	20	19	10	1	
John Rave	68					17	27	15	59	9			9	16	8	10	17	6	1	1		
Tucker Bradley	60					46			46	14			4	3			9	4	3	12	25	
Brewer Hicklen	54					14	5	1	20	34			11		1	5	11	15	10	1		
Dairon Blanco	48					11	26	4	41	7			9			1	4	17	15	2		
Devin Mann	37		7	11	16	3			3					1	10	16	7	3				
Adeiny Hechavarria	35				35									1				4	13	11	6	
José Briceño	32	32																1	1	29	1	
Bubba Thompson	32					5	24		29	3			13	19								
Nick Pratto	30		24			3			3	3			2	11	16	1						
Jakson Reetz	26	23								3						2	8	11	5			
Maikel Garcia	24				10	14								24								
Jermaine Palacios	16		4		10	2												3	6	4	3	
Johan Camargo	15		2	3	7	1				2					8	4	1	1	1			
Freddy Fermin	14	12								2					1	1	2	10				
Matt Beaty	14		8							6				5	7	1	1					
Edward Olivares	13					10			10	3				8	5							
Drew Waters	12							12	12				12									
Kyle Isbel	9							8	8	1				9								
Morgan McCullough	8			6	2														3	1	4	
Nelson Velázquez	6					4	1		5	1				2	1	1	2					
Franmil Reyes	4					1			7	3				4								
Paxton Wallace	3		3																	2	1	
Greyson Jenista	3		3													1	1	1				
Michael Massey	3			2						1				2	1							
Nicky Lopez	3			1	1	1								3								
Tyler Cropley	2	2																		1	1	
Kale Emshoff	2	2																			2	

POSITION PRODUCTION

AVG AB H TB 2B 3B HR RBI BB SO OBP SLG OPS

C	.238	520	124	223	25	1	24	71	71	147	.337	.429	.766
1B	.236	543	128	232	29	3	23	73	61	155	.318	.427	.745
2B	.260	539	140	228	30	5	16	78	90	131	.369	.423	.792
3B	.280	535	150	240	33	0	19	87	83	118	.376	.449	.825
SS	.257	510	131	220	29	0	20	85	68	111	.346	.431	.777
LF	.265	525	139	233	38	4	16	86	70	142	.357	.444	.801
CF	.278	568	158	262	34	5	20	76	69	141	.369	.461	.830
RF	.247	539	133	227	28	3	20	78	87	142	.357	.421	.778
DH	.255	546	139	230	31	3	18	70	70	175	.345	.421	.766

LINEUP PRODUCTION

AVG AB H TB 2B 3B HR RBI BB SO OBP SLG OPS

1st	.292	586	171	270	38	8	15	82	82	141	.385	.461	.846
2nd	.252	579	146	231	36	2	15	80	78	150	.345	.399	.744
3rd	.243	564	137	225	30	2	18	93	76	148	.339	.399	.738
4th	.236	552	130	230	29	1	23	72	77	162	.333	.417	.750
5th	.265	548	145	251	27	2	25	90	73	128	.353	.458	.811
6th	.250	535	134	241	34	2	23	64	66	150	.337	.450	.787
7th	.221	511	113	199	28	2	18	76	70	145	.323	.389	.712
8th	.266	488	130	216	24	1	20	59	83	139	.383	.443	.826
9th	.287	488	140	239	34	4	19	94	66	110	.373	.490	.863

2023 STORM CHASERS SCORE BY INNING

SCORE BY INNINGS

	1	2	3	4	5	6	7	8	9	10	11+	TOTAL
Omaha	85	76	97	79	101	77	82	86	78	1	1	763
Opponents	87	83	94	78	106	125	94	76	76	2	0	821
Difference	-2	-7	3	1	-5	-48	-12	10	2	-1	1	-58

SCORE BY INNINGS VS. INTERNATIONAL LEAGUE TEAMS

SCORE BY INNINGS VS. COLUMBUS	1	2	3	4	5	6	7	8	9	10	11+	TOTAL
Omaha	10	11	14	14	12	8	6	6	10	0	0	91
Columbus	5	1	14	6	11	11	7	7	9	0	0	71
vs. Columbus Difference	5	10	0	8	1	-3	-1	-1	1	0	0	20

SCORE BY INNINGS VS. GWINNETT	1	2	3	4	5	6	7	8	9	10	11+	TOTAL
Omaha	6	6	4	4	5	8	2	2	1	0	0	38
Gwinnett	5	3	6	12	4	15	6	5	6	1	0	63
vs. Gwinnett Difference	1	3	-2	-8	1	-7	-4	-3	-5	-1	0	-25

SCORE BY INNINGS VS. INDY	1	2	3	4	5	6	7	8	9	10	11+	TOTAL
Omaha	6	13	8	10	24	14	12	22	15	0	0	124
Indianapolis	12	9	15	7	15	7	10	3	7	0	0	85
vs. Indy Difference	-6	4	-7	3	9	7	2	19	8	0	0	39

SCORE BY INNINGS VS. IOWA	1	2	3	4	5	6	7	8	9	10	11+	TOTAL
Omaha	13	6	20	11	12	13	14	9	19	0	0	117
Iowa	27	17	16	3	18	21	23	16	19	0	0	160
vs. Iowa Difference	-14	-11	4	8	-6	-8	-9	-7	0	0	0	-43

SCORE BY INNINGS VS. LOUISVILLE	1	2	3	4	5	6	7	8	9	10	11+	TOTAL
Omaha	8	7	5	5	14	7	17	8	11	0	0	82
Louisville	10	17	13	16	10	20	8	7	7	0	0	108
vs. Louisville Difference	-2	-10	-8	-11	4	-13	9	1	4	0	0	-26

SCORE BY INNINGS VS. MEMPHIS	1	2	3	4	5	6	7	8	9	10	11+	TOTAL
Omaha	4	3	5	6	9	1	1	4	0	1	0	34
Memphis	1	2	3	10	1	16	2	8	3	0	0	46
vs. Memphis Difference	3	1	2	-4	8	-15	-1	-4	-3	1	0	-12

SCORE BY INNINGS VS. NASHVILLE	1	2	3	4	5	6	7	8	9	10	11+	TOTAL
Omaha	5	3	2	3	5	1	0	4	0	0	0	23
Nashville	6	3	0	0	4	4	3	8	1	1	0	30
vs. Nashville Difference	-1	0	2	3	1	-3	-3	-4	-1	-1	0	-7

SCORE BY INNINGS VS. ROCHESTER	1	2	3	4	5	6	7	8	9	10	11+	TOTAL
Omaha	2	4	4	6	0	8	5	2	1	0	0	32
Rochester	3	0	1	4	3	2	3	1	3	0	0	20
vs. Rochester Difference	-1	4	3	2	-3	6	2	1	-2	0	0	12

SCORE BY INNINGS VS. SCRANTON/WB	1	2	3	4	5	6	7	8	9	10	11+	TOTAL
Omaha	5	3	4	1	1	1	1	0	7	0	1	24
Scranton/WB	3	2	5	4	6	1	4	1	8	0	0	34
vs. SWB Difference	2	1	-1	-3	-5	0	-3	-1	-1	0	1	-10

SCORE BY INNINGS VS. ST. PAUL	1	2	3	4	5	6	7	8	9	10	11+	TOTAL
Omaha	13	10	13	7	11	3	14	14	11	0	0	96
St. Paul	9	15	8	5	25	10	14	8	9	0	0	103
vs. St. Paul Difference	4	-5	5	2	-14	-7	0	6	2	0	0	-7

SCORE BY INNINGS V. TOLEDO	1	2	3	4	5	6	7	8	9	10	11+	TOTAL
Omaha	13	10	18	12	8	13	10	15	3	0	0	102
Toledo	6	14	13	11	9	18	14	12	4	0	0	101
vs. Toledo Difference	7	-4	5	1	-1	-5	-4	3	-1	0	0	1

STORM CHASERS ORGANIZATION

2024 OMAHA STORM CHASERS

2023 SEASON IN REVIEW

PLAYER & COACH DATABASE

HISTORY & RECORDS

INTERNATIONAL LEAGUE

ROYALS ORGANIZATION

GENERAL INFORMATION

2023 STORM CHASERS HIGHS AND LOWS

TEAM HIGHS

LONGEST WIN STREAK*	11 Games	June 6 - June 18
LONGEST LOSING STREAK*	11 Games	August 1 - August 12
LONGEST HOME WINNING STREAK	6 Games	June 13 - June 18
LONGEST HOME LOSING STREAK	5 Games (2x)	Last: August 8 - August 12
LONGEST ROAD WINNING STREAK	5 Games (2x)	Last: June 6 - June 10
LONGEST ROAD LOSING STREAK	6 Games	August 1 - August 6
LONGEST SCORELESS STREAK (HITTING)	14 Innings (2x)	Last: August 19, 6th Inning - August 22, 1st Inning
LONGEST SCORELESS STREAK (PITCHING)	15 Innings	May 18, 1st Inning - May 19, 6th Inning
LARGEST MARGIN OF VICTORY	11 Runs	4/1 @ Indianapolis (12-1 Win)
LARGEST MARGIN OF DEFEAT	13 Runs (2x)	Last: 5/27 @ St. Paul (14-1 Loss)
LONGEST GAME, INNINGS	11 Innings	5/11 @ Scranton/Wilkes-Barre (4-3 Win)
LONGEST GAME, TIME	3:23	6/2 vs. Memphis (10-9 Win, 10 Innings)
LONGEST 9-INNING GAME, TIME	3:20	8/11 vs. Iowa (9-4 Loss)
SHORTEST 9-INNING GAME, TIME	2:00	7/18 vs. St. Paul (10-1 Win)
SHORTEST GAME, TIME	1:46	6/2 vs. Iowa, G2 (6-2 Loss)
LARGEST COMEBACK WIN	6 Runs, After 4th	5/6 vs. Louisville (11-9 Win)
LARGEST MARGIN OF LEAD SURRENDERED (LOSS)	5 Runs, After 7th	6/4 vs. Memphis (6-5 Loss)
MOST ERRORS, TEAM	3 (7x)	Last: 8/3 @ Louisville (11-2 Loss)
MOST ERRORS, PLAYER	3, Angelo Castellano	5/27 @ St. Paul (14-1 Loss)
LARGEST CROWD, HOME	9,023 (2x)	Last: 8/12 vs. Iowa (7-4 Loss)
LARGEST CROWD, ROAD	11,084	7/25 @ Columbus (10-2 Loss)
WARMEST FIRST PITCH	100 Degrees	8/24 vs. St. Paul (10-7 Loss)
COLDEST FIRST PITCH	35 Degrees	4/5 vs. Toledo (7-6 Loss)

OFFENSIVE HIGHS

MOST RUNS SCORED, GAME	16	5/17 vs. Toledo (16-8 Win)
MOST RUNS SCORED, INNING	10, 5th Inning	6/8 @ Indianapolis (15-7 Win)
MOST CONSECUTIVE INNINGS SCORED	5 (2x)	Last: 4th-8th Innings, 5/17 vs. Toledo (16-8 Win)
FEWEST HITS, GAME	1	8/20 @ Toledo (3-0 Loss)
MOST HITS, GAME	18	5/17 vs. Toledo (16-8 Win)
MOST DOUBLES, GAME	7 (3x)	Last: 9/12 vs. Indianapolis (10-6 Win)
MOST TRIPLES, GAME	2	7/6 @ Gwinnett (9-6 Loss)
MOST HOME RUNS, GAME	5	7/30 @ Columbus (7-5 Win)
MOST EXTRA-BASE HITS, GAME	10	5/17 vs. Toledo (16-8 Win)
MOST RBI, GAME	15 (2x)	Last: 6/8 @ Indianapolis (15-7 Win)
MOST RUNNERS LOB, GAME	15 (3x)	Last: 8/29 vs. Louisville (4-3 Win)
MOST TOTAL BASES, GAME	34	5/17 vs. Toledo (16-8 Win)
MOST WALKS, GAME	11 (2x)	Last: 6/8 @ Indianapolis (15-7 Win)
MOST STRIKEOUTS, GAME	17	8/18 @ Toledo (5-6 Loss)
FEWEST STRIKEOUTS, GAME	3 (3x)	Last: 7/30 @ Columbus (7-5 Win)
MOST STOLEN BASES, GAME	4	5/26 @ St. Paul (6-4 Win)
MOST HIT BY PITCHES	4	5/6 vs. Louisville (11-9 Win)
MOST DOUBLE PLAYS GROUNDED INTO, GAME	4 (3x)	Last: 5/28 @ St. Paul (10-6 Loss)

INDIVIDUAL OFFENSIVE HIGHS

MOST RUNS, GAME	3 (24x)	Last: Tyler Gentry, 9/16 vs. Indianapolis (9-2 Win)
MOST HITS, GAME	4 (12x)	Last: Tyler Gentry, 9/16 vs. Indianapolis (9-2 Win)
MOST DOUBLES, GAME	2 (24x)	Last: John Rave, 9/17 vs. Indianapolis (11-5 Win)
MOST TRIPLES, GAME	1 (24x)	Last: Tyler Croyley, 9/16 vs. Indianapolis (9-2 Win)
MOST HOME RUNS, GAME	2 (6x)	Last: Nick Pratto, 9/1 vs. Louisville (12-7 Loss)
MOST TOTAL BASES, GAME	13, Drew Waters	5/21 vs. Toledo (8-4 Win)
MOST RBI, GAME	6, Freddy Fermin	4/8 vs. Toledo (13-8 Win)
MOST WALKS, GAME	4, Samad Taylor	7/26 @ Columbus (5-2 Win)
MOST STRIKEOUTS, GAME	4 (10x)	Last: CJ Alexander, 9/24 @ Columbus (3-2 Win)
MOST STOLEN BASES, GAME	4 (3x)	Last: Samad Taylor, 7/5 @ Gwinnett (8-7 Loss, 10 Innings)
MOST HIT BY PITCHES, GAME	2 (2x)	Last: Dairon Blanco, 5/25 @ St. Paul (8-6 Loss)
MOST SACRIFICE FLIES, GAME	2 (2x)	Last: Samad Taylor, 4/30 @ Nashville (10-6 Win)
MOST DOUBLE PLAYS GROUNDED INTO, GAME	2 (4x)	Last: Brewer Hicklen, 5/28 @ St. Paul (10-6 Loss)

PITCHING HIGHS

MOST RUNS ALLOWED, GAME	20	8/9 vs. Iowa (20-1 Loss)
MOST RUNS ALLOWED, INNING	9, 7th Inning	5/28 @ St. Paul (10-6 Loss)
FEWEST HITS ALLOWED, GAME	2	Last: 7/18 vs. St. Paul (9-1 Win)
MOST HITS ALLOWED, GAME	19	9/1 vs. Louisville (12-7 Loss)
MOST TOTAL BASES ALLOWED, GAME	4	8/19 vs. Iowa (20-1 Loss)
FEWEST STRIKEOUTS, GAME	3	4/18 vs. Gwinnett (4-1 Loss)
MOST STRIKEOUTS, GAME	15	5/11 @ Scranton/Wilkes-Barre (4-3 Win, 11 Innings)
FEWEST WALKS ALLOWED, GAME	0 (2x)	Last: 7/23 vs. St. Paul (3-1 Win)
MOST WALKS ALLOWED, GAME	12	6/28 vs. Iowa (9-2 Loss)
MOST HOME RUNS ALLOWED, GAME	7	8/9 vs. Iowa (20-1 Loss)
MOST WILD PITCHES	4 (2x)	Last: 7/19 vs. St. Paul (9-4 Loss)
MOST HIT BATTERS*	5	7/19 vs. St. Paul (9-4 Loss)

INDIVIDUAL PITCHING HIGHS

MOST RUNS ALLOWED, GAME	11, Jonathan Heasley	4/13 @ Iowa (14-1 Loss)
MOST EARNED RUNS ALLOWED, GAME	11, Jonathan Heasley	4/13 @ Iowa (14-1 Loss)
FEWEST HITS ALLOWED, GAME (STARTER)	1 (8x)	Last: Will Klein (1.0 IP), 8/16 @ Toledo (8-2 Loss)
MOST HITS ALLOWED, GAME	11, Jonathan Heasley	5/21 vs. Toledo (8-6 Win)
MOST HOME RUNS ALLOWED, GAME	5 (2x)	Last: Austin Cox, 5/31 vs. Memphis (9-4 Loss)
MOST STRIKEOUTS	10, Anthony Veneziano	8/10 vs. Iowa (10-3 Loss)
MOST CONSECUTIVE STRIKEOUTS	5, Ryan Yarbrough	6/29 vs. Iowa (8-3 Win)
MOST WALKS ALLOWED, GAME	6	Andrew Hoffmann, 8/20 @ Toledo (3-0 Loss)
MOST HIT BATTERS, GAME	3, Jonah Dipoto	7/19 vs. St. Paul (9-4 Loss)
MOST WILD PITCHES, GAME	3, Jackson Kowar	7/19 vs. St. Paul (9-4 Loss)
MOST INNINGS PITCHED, STARTER	7.0, Jonathan Heasley	4/19 vs. Gwinnett (6-2 Loss)
MOST PITCHES THROWN, STARTER	104 (2x)	Last: Anthony Veneziano, 8/10 vs. Iowa (10-3 Loss)
MOST INNINGS PITCHED, RELIEVER	4.2, Drew Parrish	9/23 @ Columbus (4-3 Loss)
MOST PITCHES THROWN, RELIEVER	94, Jonathan Bowlan	7/2 vs. Iowa, G1 (11-1 Win)

▲ Indicates Storm Chasers Record Tied

* Indicates Storm Chasers Record Set

2023 STORM CHASERS MISC. SUMMARY

	Home		Away		Total	
	W	L	W	L	W	L
International League East						
vs. Rochester Red Wings	0	0	4	2	4	2
vs. Scranton/Wilkes-Barre RailRiders	0	0	3	3	3	3
TOTALS	0	0	7	5	7	5

	Home		Away		Total	
	W	L	W	L	W	L
International League West						
vs. Columbus Clippers	6	0	7	5	13	5
vs. Gwinnett Stripers	1	5	1	4	2	9
vs. Indianapolis Indians	4	5	8	0	12	5
vs. Iowa Cubs	2	9	6	4	8	13
vs. Louisville Bats	5	7	0	6	5	13
vs. Memphis Redbirds	2	4	0	0	2	4
vs. Nashville Sounds	0	0	2	4	2	4
vs. St. Paul Saints	7	5	2	4	9	9
vs. Toledo Mud Hens	6	6	2	4	8	10
TOTALS	33	41	28	31	61	72

	Home		Away		Total	
	W	L	W	L	W	L
vs. International League						
Totals	33	41	35	36	68	77

	OMA	OPP
Double Plays	136	136
Triple Plays	1	1
Left On Base	1,072	1,111
Solo HR	101	116
Two-Run HR	53	63
Three-Run HR	19	20
Grand Slam HR	3	9
Home Runs (Home)	95	118
Home Runs (Away)	81	90

	Home		Away		Total	
	W	L	W	L	W	L
Shutouts	2	0	0	3	2	3
SHO - Individual	0	0	0	0	0	0
Extra Innings	1	0	1	2	2	2
One-Run Decisions	6	8	6	12	12	20
Two-Run Decisions	7	5	9	4	16	9
Day Games	10	9	13	7	23	16
Night Games	23	32	22	29	45	61

	Won	Lost
Starters	34	37
Relievers	34	40
Streaks	11	11

	Wins	Losses	Splits
Double Headers (Home)	0	0	1
Double Headers (Away)	0	0	1

STORM CHASERS ORGANIZATION

2024 OMAHA STORM CHASERS

2023 SEASON IN REVIEW

PLAYER & COACH DATABASE

HISTORY & RECORDS

INTERNATIONAL LEAGUE

ROYALS ORGANIZATION

GENERAL INFORMATION

2023 INTERNATIONAL LEAGUE STANDINGS

2023 INTERNATIONAL LEAGUE STANDINGS

EAST DIVISION

TEAM	W	L	PCT	GB	HOME	ROAD	RS	RA	DIFF
^-Norfolk	90	59	.604	-	48-27	42-32	876	724	152
Durham	88	62	.587	2.5	46-29	42-33	881	752	129
Lehigh Valley	80	66	.548	8.5	43-30	37-36	857	773	84
Worcester	79	68	.537	10.0	43-32	36-36	834	786	48
Buffalo	76	72	.514	13.5	43-30	33-42	853	787	66
Scranton/WB	73	75	.493	16.5	42-32	31-43	796	761	35
Jacksonville	70	79	.470	20.0	35-39	35-40	751	825	-74
Rochester	66	80	.452	22.5	38-35	28-45	713	872	-159
Syracuse	61	85	.418	27.5	29-42	32-43	798	894	-96
Charlotte	53	96	.356	37.0	26-49	27-47	674	965	-291

WEST DIVISION

TEAM	W	L	PCT	GB	HOME	ROAD	RS	RA	DIFF
St. Paul	84	64	.568	-	47-27	37-37	875	743	132
Nashville	83	65	.561	1.0	45-29	38-36	796	734	62
Iowa	82	65	.558	1.5	42-31	40-34	892	831	61
Louisville	75	73	.507	9.0	40-35	35-38	902	945	-43
Memphis	71	78	.477	13.5	31-43	40-35	862	830	32
Gwinnett	70	78	.473	14.0	34-39	36-39	725	779	-54
Indianapolis	70	78	.473	14.0	37-37	33-41	795	774	21
Toledo	70	78	.473	14.0	35-39	35-39	782	829	-47
Omaha	68	77	.469	14.5	33-41	35-36	763	821	-58
Columbus	68	79	.463	15.5	37-37	31-42	808	808	0

^ - Clinched AAA League (1st Half)

2023 INTERNATIONAL LEAGUE ATTENDANCE

Team	Year to Date Attendance			Home Attendance					
	Total	Openings	Average	Total	Openings	Openings Lost	Average	High	Date
Buffalo Bisons	901,063	141	6,391	487,205	68	9	7,165	15,851	6/1/23
Charlotte Knights	884,531	142	6,229	498,816	73	2	6,833	10,990	7/4/23
Columbus Clippers	1,010,258	143	7,065	557,131	71	5	7,847	11,084	7/25/23
Durham Bulls	900,871	146	6,170	491,753	73	2	6,736	11,090	7/4/23
Gwinnett Strippers	648,613	144	4,504	231,044	71	6	3,254	10,067	7/4/23
Indianapolis Indians	961,418	143	6,723	556,775	71	5	7,842	14,130	7/4/23
Iowa Cubs	868,600	140	6,204	432,246	72	5	6,003	11,268	6/23/23
Jacksonville Jumbo Shrimp	782,379	142	5,510	347,723	68	7	5,114	10,280	7/3/23
Lehigh Valley IronPigs	963,430	139	6,931	567,322	71	6	7,990	10,100	6/3/23
Louisville Bats	863,601	143	6,039	396,840	72	3	5,512	10,941	4/22/23
Memphis Redbirds	702,210	146	4,810	223,751	73	3	3,065	9,102	9/23/23
Nashville Sounds	939,165	141	6,661	556,962	72	4	7,736	11,444	5/28/23
Norfolk Tides	795,311	141	5,641	411,429	71	4	5,795	12,164	6/17/23
Omaha Storm Chasers	740,008	144	5,139	304,129	73	3	4,166	9,023	8/12/23
Rochester Red Wings	848,092	140	6,058	437,561	72	5	6,077	10,811	6/17/23
Scranton/W-B RailRiders	816,140	141	5,788	336,162	68	7	4,944	10,000	7/4/23
St. Paul Saints	928,296	145	6,402	460,918	71	5	6,492	9,364	7/29/23
Syracuse Mets	825,800	139	5,941	336,492	67	12	5,022	10,815	5/24/23
Toledo Mud Hens	905,988	143	6,336	447,384	72	4	6,214	11,218	7/22/23
Worcester Red Sox	916,814	135	6,791	519,651	70	5	7,424	9,508	9/13/23
Total	17,202,588		6,062	8,601,294	1,419	102	6,062	15,851	6/1/23

2023 INTERNATIONAL LEAGUE STATISTICS

2023 HITTING STATISTICS

TEAM	AVG	G	AB	R	H	TB	2B	3B	HR	RBI	BB	IBB	SO	SB	CS	OBP	SLG	OPS	SAC	SF	HBP	GDP	LOB
Buffalo	.274	148	5,009	853	1,370	2,087	312	15	125	789	775	6	1,139	176	35	.377	.417	.794	11	57	92	120	1,276
Charlotte	.257	149	4,961	674	1,273	1,992	253	17	144	628	504	5	1,186	85	38	.330	.402	.732	13	40	57	121	1,036
Columbus	.250	147	4,885	808	1,220	2,093	293	25	176	759	680	6	1,295	111	39	.349	.428	.777	8	49	86	84	1,137
Durham	.262	150	5,030	881	1,320	2,357	306	28	225	840	722	4	1,524	124	65	.359	.469	.828	5	53	70	80	1,109
Gwinnett	.250	148	4,892	725	1,223	1,900	213	31	134	678	714	4	1,285	190	34	.350	.388	.738	5	60	74	118	1,162
Indianapolis	.269	148	4,972	795	1,337	2,182	281	42	160	760	678	10	1,337	115	40	.361	.439	.800	10	39	60	122	1,118
Iowa	.265	147	4,888	892	1,297	2,278	302	29	207	856	729	6	1,385	111	32	.368	.466	.834	12	43	90	97	1,088
Jacksonville	.256	149	5,003	751	1,280	2,040	222	29	160	693	628	4	1,306	124	29	.344	.428	.772	9	41	64	124	1,137
Lehigh Valley	.264	146	4,866	857	1,285	2,246	260	31	213	817	697	8	1,268	180	44	.360	.462	.822	16	57	60	102	1,090
Louisville	.279	148	5,047	902	1,406	2,405	299	35	210	846	732	9	1,345	148	40	.376	.477	.853	9	52	84	119	1,182
Memphis	.262	149	5,093	862	1,332	2,194	258	23	186	802	714	3	1,227	134	25	.360	.431	.791	9	40	92	119	1,157
Nashville	.260	148	4,901	796	1,273	2,136	264	25	183	751	672	3	1,298	129	46	.355	.436	.791	10	46	80	120	1,112
Norfolk	.274	149	5,042	876	1,384	2,327	284	28	201	828	613	7	1,311	110	29	.360	.462	.822	7	50	88	104	1,125
Omaha	.257	145	4,853	763	1,246	2,102	280	24	176	710	671	6	1,273	223	53	.352	.433	.785	14	50	70	111	1,072
Rochester	.255	146	4,891	713	1,250	1,976	251	29	139	659	547	8	1,214	156	39	.335	.404	.739	27	46	64	102	1,063
Scranton/WB	.259	148	4,908	796	1,272	2,199	228	21	219	741	693	10	1,308	174	51	.360	.448	.808	4	34	95	122	1,115
St. Paul	.263	148	4,944	875	1,302	2,256	272	32	206	834	711	6	1,459	158	38	.364	.456	.820	7	48	101	110	1,105
Syracuse	.249	146	4,912	798	1,225	2,151	224	18	222	764	694	10	1,234	98	26	.350	.438	.788	13	34	88	98	1,136
Toledo	.258	148	4,879	782	1,257	2,157	289	37	179	759	719	4	1,296	84	32	.356	.442	.798	2	59	63	123	1,108
Worcester	.249	147	4,771	834	1,189	2,142	236	36	215	772	721	9	1,390	197	56	.355	.449	.804	4	37	85	82	1,053

BOLD = League Leader

2023 PITCHING STATISTICS

TEAM	W	ERA	G	SHO	HLD	SV	SVO	IP	R	ER	HR	BB	SO	WP	BK	WHIP	AVG	GDP	TBF		
Buffalo	76-73	5.00	148	3	73	27	62	1282.1	1,223	787	712	192	79	685	1,376	64	1.49	.250	111	5,704	
Charlotte	53-96	6.25	149	0	46	27	46	1271.2	1,412	965	883	216	87	761	1,240	75	1.71	.281	114	5,931	
Columbus	68-79	5.32	147	7	31	24	56	1273.0	1,218	808	753	214	82	767	1,302	97	1.4	.253	107	5,724	
Durham	88-62	4.56	150	6	61	34	57	1315.1	1,285	752	666	188	80	590	1,341	58	1.43	.253	113	5,799	
Gwinnett	70-78	4.95	148	8	49	28	47	1290.1	1,284	779	710	164	58	612	1,269	75	1.2	.247	118	5,654	
Indianapolis	70-78	5.05	147	7	65	30	53	1281.2	1,255	774	719	147	85	646	1,317	67	1.48	.255	107	5,709	
Iowa	82-65	5.34	147	6	66	34	61	1270.0	1,220	831	754	173	88	753	1,395	78	1.55	.252	97	5,741	
Jacksonville	70-79	5.18	149	5	45	31	58	1287.0	1,301	825	741	195	82	673	1,193	66	1.53	.264	117	5,761	
Lehigh Valley	80-66	5.07	146	7	65	31	67	1268.1	1,224	773	714	158	85	734	1,207	89	1.54	.255	124	5,680	
Louisville	75-73	6.16	148	2	72	25	56	1284.2	1,334	945	879	221	89	793	1,182	79	1.66	.269	126	5,906	
Memphis	71-78	5.09	149	7	43	29	51	1316.2	1,457	830	744	185	63	633	1,310	61	1.59	.280	136	5,957	
Nashville	83-65	4.48	148	9	49	32	63	1282.0	1,273	734	638	143	76	536	1,305	63	1.41	.259	100	5,594	
Norfolk	90-59	4.62	149	8	57	40	63	1290.1	1,214	724	662	143	67	676	1,424	80	1.46	.246	97	5,724	
Omaha	68-77	5.33	145	2	69	27	53	1274.1	1,303	821	755	208	73	695	1,282	79	6	1.57	.265	115	5,750
Rochester	66-80	5.52	146	4	68	30	63	1268.1	1,334	872	778	171	71	731	1,195	86	1.63	.272	112	5,801	
Scranton/WB	73-75	4.67	148	3	49	33	59	1284.0	1,185	761	666	199	102	643	1,376	60	1.3	1.42	242	79	5,702
St. Paul	84-64	4.59	148	2	46	30	61	1294.1	1,254	743	660	147	70	688	1,354	56	1.50	.254	119	5,745	
Syracuse	61-85	5.80	146	7	37	21	47	1260.2	1,344	894	813	232	60	686	1,273	60	1.8	1.61	.272	89	5,752
Toledo	70-78	5.42	148	4	45	30	55	1276.1	1,349	829	769	187	91	665	1,470	71	1.58	.270	91	5,798	
Worcester	79-68	5.01	147	3	58	35	63	1259.0	1,274	786	701	197	75	647	1,269	68	1.53	.260	106	5,668	

BOLD = League Leader

2023 FIELDING STATISTICS

TEAM	PCT	G	TC	PO	A	E	DP	TP	PB	SB	CS	CWP
Buffalo	.979	148	5,212	3,847	1,258	107	131	1	13	159	36	64
Charlotte	.979	149	5,183	3,815	1,258	110	141	0	9	165	44	75
Columbus	.980	147	5,173	3,819	1,253	101	130	0	9	150	33	97
Durham	.978	150	5,296	3,947	1,232	117	129	0	6	134	30	58
Gwinnett	.984	148	5,272	3,871	1,319	82	140	1	9	144	59	75
Indianapolis	.982	148	5,225	3,846	1,285	94	124	0	7	138	24	67
Iowa	.981	147	5,092	3,811	1,183	98	119	0	15	137	42	78
Jacksonville	.980	149	5,226	3,861	1,259	106	149	1	14	145	37	66
Lehigh Valley	.983	146	5,213	3,805	1,320	88	145	0	14	130	47	89
Louisville	.985	148	5,168	3,854	1,238	76	156	0	13	130	33	79
Memphis	.982	149	5,453	3,950	1,404	99	152	0	10	103	38	71
Nashville	.977	148	5,238	3,846	1,272	120	123	0	13	127	56	63
Norfolk	.978	149	5,204	3,871	1,221	112	119	0	8	94	27	80
Omaha	.980	145	5,224	3,823	1,297	104	136	1	12	141	43	79
Rochester	.979	146	5,160	3,807	1,247	106	130	0	10	176	50	86
Scranton/WB	.976	148	5,261	3,852	1,282	127	97	0	12	161	36	60
St. Paul	.981	148	5,259	3,883	1,278	98	137	0	12	127	31	56
Syracuse	.977	146	5,047	3,782	1,151	114	115	0	5	154	44	60
Toledo	.979	148	5,104	3,830	1,169	105	119	0	9	149	49	71
Worcester	.975	147	5,131	3,777	1,228	126	120	1	26	163	32	68

BOLD = League Leader

STORM CHASERS ORGANIZATION

2024 OMAHA STORM CHASERS

2023 INTERNATIONAL LEAGUE LEADERS

GAMES PLAYED

1.	138	Jhonkensy Noel	COL
	138	Connor Norby	NOR
3.	137	Andres Chaparro	SWB
4.	135	Justyn-Henry Malloy	TOL
5.	132	Ruben Cardenas	DUR
	132	Tristan Gray	DUR

AT-BATS

1.	565	Connor Norby	NOR
2.	523	Andres Chaparro	SWB
3.	519	Jhonkensy Noel	COL
4.	514	Moisés Gómez	MEM
5.	502	Victor Reyes	CLT

RUNS SCORED

1.	104	Connor Norby	NOR
2.	101	Rafael Lantigua	BUF
3.	100	Yonathan Perla	IOW
4.	99	Masyn Winn	MEM
5.	91	Andrew Stevenson	STP

HITS

1.	164	Connor Norby	NOR
2.	143	Ronny Mauricio	SYR
3.	142	Rafael Lantigua	BUF
4.	141	Jake Mangum	JAX
5.	140	Miguel Andujar	IND
	140	Simon Muzziotti	LHV
	140	Victor Reyes	CLT

TOTAL BASES

1.	273	Connor Norby	NOR
2.	248	Ronny Mauricio	SYR
3.	246	Yonathan Perla	IOW
4.	237	Weston Wilson	LHV
5.	235	Moisés Gómez	MEM

EXTRA-BASE HITS

1.	66	Yonathan Perla	IOW
2.	64	Connor Norby	NOR
3.	63	Matt Reynolds	LOU
4.	56	Tristan Gray	DUR
4.	56	Ronny Mauricio	SYR

DOUBLES

1.	40	Rafael Lantigua	BUF
	40	Connor Norby	NOR
	40	Yonathan Perla	IOW
4.	38	Matt Reynolds	LOU
5.	36	Vaughn Grissom	GWN
	36	Abraham Toro	NAS

TRIPLES

1.	8	Nick Gonzales	IND
	8	Jake Mangum	JAX
3.	7	Osleivis Basabe	DUR
	7	Parker Meadows	TOL
	7	Andrew Stevenson	STP
	7	Masyn Winn	MEM

HOME RUNS

1.	33	Luken Baker	MEM
	33	Bobby Dalbec	WOR
3.	31	Weston Wilson	LHV
4.	30	Moisés Gómez	MEM
	30	Tristan Gray	DUR

RUNS BATTED IN

1.	98	Luken Baker	MEM
	98	Tristan Gray	DUR
3.	92	Connor Norby	NOR
4.	90	Matt Reynolds	LOU
5.	89	Andres Chaparro	SWB

WALKS

1.	110	Justyn-Henry Malloy	TOL
2.	98	Rafael Lantigua	BUF
3.	91	Kameron Misner	DUR
4.	89	Yolmer Sánchez	GWN
5.	81	Tyler Gentry	OMA
	81	Kramer Robertson	MEM

STRIKEOUTS

1.	200	Jerar Encarnación	JAX
2.	186	Kameron Misner	DUR
3.	180	Peyton Burdick	JAX
4.	180	Moisés Gómez	MEM
5.	169	Bobby Dalbec	WOR

HIT BY PITCHES

1.	17	Keston Hiura	NAS
2.	16	Cam Eden	BUF
	16	Kramer Robertson	MEM
4.	14	Jose Barrero	LOU
	14	Jhonkensy Noel	COL

STOLEN BASES

1.	57	David Hamilton	WOR
2.	53	Cam Eden	BUF
3.	52	Forrest Wall	GWN
4.	47	Dairon Blanco	OMA
5.	44	Andrew Stevenson	STP

BATTING AVERAGE

1.	.351	Xavier Edwards	JAX
2.	.339	Jonathan Aranda	DUR
3.	.338	Miguel Andujar	IND
4.	.337	Spencer Horwitz	BUF
5.	.330	Vaughn Grissom	GWN

ON BASE PERCENTAGE

1.	.450	Spencer Horwitz	BUF
2.	.449	Jonathan Aranda	DUR
3.	.429	Xavier Edwards	JAX
4.	.425	Rafael Lantigua	BUF
5.	.419	Vaughn Grissom	GWN

SLUGGING PERCENTAGE

1.	.720	Luken Baker	MEM
2.	.613	Jonathan Aranda	DUR
3.	.565	Estevan Florial	SWB
4.	.557	Bobby Dalbec	WOR
5.	.536	Miguel Andujar	IND

OPS – ON BASE PLUS SLUGGING

1.	1.062	Jonathan Aranda	DUR
2.	.945	Estevan Florial	SWB
	.945	Spencer Horwitz	BUF
4.	.940	Miguel Andujar	IND
5.	.938	Bobby Dalbec	WOR

2023 INTERNATIONAL LEAGUE LEADERS

WINS

1.	12	Evan McKendry.....	DUR/NAS
2.	11	Michael McGreevy.....	MEM
3.	9	Caleb Boushley.....	NAS
	9	Robert Gasser.....	NAS
	9	Wes Parsons.....	BUF
	9	Quinn Priestler.....	IND
	9	Drew Rom.....	NOR/MEM
	9	Allan Winans.....	GWN

LOSSES

1.	11	Garrett Davila.....	CLT
2.	10	Ronald Bolaños.....	JAX
	10	Nate Fisher.....	CLT
	10	Hunter Gaddis.....	COL
	10	Janson Junk.....	NAS
	10	Zach Logue.....	TOL
	10	Devin Smeltzer.....	JAX

SAVES

1.	15	Andrew Politi.....	WOR
2.	14	Miguel Diaz.....	TOL
	14	Manuel Rodríguez.....	IOW/DUR
4.	13	Grant Holmes.....	GWN
5.	10	Gerson Moreno.....	ROC
	10	Greg Weissert.....	SWB

GAMES PITCHED

1.	59	Brandon Eisert.....	BUF
	59	Gerson Moreno.....	ROC
	59	Ryan Nutof.....	LOU
4.	58	Evan Sisk.....	OMA
5.	54	Hayden Juenger.....	BUF
	54	Andrew Politi.....	WOR
	54	Matt Wisler.....	TOL/BUF

GAMES STARTED

1.	29	Mitch Spence.....	SWB
2.	26	Caleb Boushley.....	NAS
	26	Randy Dobnak.....	STP
4.	25	Robert Gasser.....	NAS
	25	Janson Junk.....	NAS

COMPLETE GAMES

1.	2	Devin Smeltzer.....	JAX
	2	Michael Soroka.....	GWN
3.	1	14 tied	

COMPLETE GAME SHUTOUTS

1.	1	Evan McKendry.....	DUR/NAS
	1	Devin Smeltzer.....	JAX
	1	Caleb Smith.....	IND
	1	Michael Soroka.....	GWN
	1	Bruce Zimmermann.....	NOR

STRIKEOUTS

1.	166	Robert Gasser.....	NAS
2.	153	Mitch Spence.....	SWB
3.	130	Evan McKendry.....	DUR/NAS
4.	118	Drew Rom.....	NOR/MEM
5.	116	Quinn Priestler.....	IND

INNINGS PITCHED

1.	163.0	Mitch Spence.....	SWB
2.	142.1	Evan McKendry.....	DUR/NAS
3.	140.0	Janson Junk.....	NAS
4.	135.2	Caleb Boushley.....	NAS
5.	135.1	Robert Gasser.....	NAS

HITS ALLOWED

1.	162	Mitch Spence.....	SWB
2.	160	Chi Chi González.....	JAX
	160	Michael McGreevy.....	MEM
4.	148	Randy Dobnak.....	STP
5.	145	Janson Junk.....	NAS

RUNS ALLOWED

1.	94	Chi Chi González.....	JAX
2.	89	Mitch Spence.....	SWB
3.	86	Nate Fisher.....	CLT
4.	82	Caleb Boushley.....	NAS
	82	Randy Dobnak.....	STP

EARNED RUNS ALLOWED

1.	82	Chi Chi González.....	JAX
2.	81	Mitch Spence.....	SWB
3.	77	Caleb Boushley.....	NAS
4.	76	Garrett Davila.....	CLT
5.	75	Nate Fisher.....	CLT

HOME RUNS ALLOWED

1.	31	Max Castillo.....	OMA
2.	30	Zach Plesac.....	COL
3.	30	Mitch Spence.....	SWB
4.	27	Evan McKendry.....	DUR/NAS
5.	26	Randy Wynne.....	LOU

WALKS

1.	75	Drew Hutchison.....	BUF/LHV
	72	Ricky Karcher.....	LOU
3.	69	Cam Sanders.....	IOW
4.	63	Shane Drohan.....	WOR
5.	61	Randy Dobnak.....	STP
	61	Tommy Romero.....	ROC
	61	Simeon Woods Richardson.....	STP

BATTERS FACED

1.	703	Mitch Spence.....	SWB
2.	595	Evan McKendry.....	DUR/NAS
3.	594	Janson Junk.....	NAS
4.	593	Michael McGreevy.....	MEM
5.	592	Robert Gasser.....	NAS

EARNED RUN AVERAGE

1.	2.85	Allan Winans.....	GWN
2.	3.79	Robert Gasser.....	NAS
3.	4.18	Janson Junk.....	NAS
4.	4.30	Evan McKendry.....	DUR/NAS
5.	4.47	Mitch Spence.....	SWB

WHIP

1.	1.08	Allan Winans.....	GWN
2.	1.20	Evan McKendry.....	DUR/NAS
3.	1.28	Robert Gasser.....	NAS
4.	1.32	Mitch Spence.....	SWB
5.	1.32	Caleb Kilian.....	IOW

OPPONENTS' BATTING AVERAGE

1.	.218	Allan Winans.....	GWN
2.	.233	Evan McKendry.....	DUR/NAS
3.	.236	Robert Gasser.....	NAS
4.	.254	Mitch Spence.....	SWB
5.	.263	Caleb Boushley.....	NAS



PLAYER & COACH

DATABASE

2024 MEDIA GUIDE

ALL-TIME ALPHABETICAL ROSTER

All-Time Roster (1969-2023)

Includes all 1,387 players (alphabetical order) who appeared in an official American Association, Pacific Coast League, Triple-A East or International League game for Omaha. The 1,042 players marked with an asterisk have appeared in an MLB game. The 331 players in **BOLD** made their Omaha debut prior to their MLB debut.

A (46)

* Abbott, Paul	1994
* Abernathy, Brent	2003
* Abner, Shawn	1993
* Abreu, Tony	2012
Acker, Larry	1988
* Adam, Jason	2014, 2018
* Adams, Chance	2021
* Adams, Lane	2015
* Adcock, Nathan	2012-2013
* Affeldt, Jeremy	2004-2005
* Agbayani, Benny	2003
Ahern, Brian	1992-1993
* Albuquerque, Al	2017
* Alcaraz, Luis	1969-1970
Aldridge, Cory	2005, 2009
Alexander, CJ	2023
* Alexander, Scott	2014-2017
Allen, Chad	2006
* Almonte, Miguel	2015-2017
Alou Jr., Felipe	2001
Alvarez, Mike	1983-1984
* Ambres, Chip	2006
* Anderson, Brian J.	2005
* Anderson, Brian N.	2010
* Anderson, Justin	2023
* Anderson, Rick	1987-1988
* Anderson, Scott	1995
* Andrade, Steve	2006
* Angelini, Norm	1972-1973, 1975
Anglero, Jose	1987
* Ankiel, Rick	2010
* Anna, Dean	2017
* Appier, Kevin	1989-1990, 1998, 2004
* Aquino, Luis	1987-1988, 1992
* Arcia, José	1973-1974
* Ardoin, Danny	2002
* Arias, Joaquin	2011
* Armstrong, Mike	1982
* Arteaga, Humberto	2018-2019
Ashmore, Mitch	1982
Assaf, Ed	1972
Atencio, Greg	2007-2009
* Augustine, Dave	1980
* Austin, Jeff	2000-2002
* Autry, Al	1973-1975
* Avilés, Mike	2006-2008, 2010-2011

B (140)

Badcock, Tom	1977
Baerlocher, Ryan	2002-2003, 2005-2006
Baez, Manauris	2010
* Bailey, Cory	2001-2002
Baird, Hal	1973-1976
Baker, Jason	2000
Baker, Kenny	1985
Balduf, Todd	2008
* Baldwin, James	2003
* Bale, John	2007-2008
* Baller, Jay	1990
* Ballinger, Mark	1976-1979
* Bane, Eddie	1980
* Bankhead, Scott	1986
* Bannister, Brian	2007-2010
* Barber, Brian	1998-1999
Barker, Brandon	2021
* Barlow, Joe	2023
* Barlow, Scott	2018-2019
* Barnes, Clint	2016
* Barnes, Jacob	2019

* Barr, Steve	1977
* Barranca, Germán	1978-1980
* Bass, Brian	2006
* Bass, Randy	1978
* Batista, Miguel	2000
* Baumann, Buddy	2013-2015
* Bautista, Denny	2005-2006
* Bautista, José	1992
Baxter, Jim	1991
Beal, Evan	2016
* Beamon, Charlie	1977
* Beaty, Matt	2023
* Beimel, Joe	2016
Bell, Ricky	2006
* Bellorin, Edwin	2010
* Beltrán, Carlos	2000
* Benítez, Yamil	1997
* Berblinger, Jeff	2000-2001
* Berger, Brandon	2002-2004
Bernard, Ed	1974-1975
* Bernero, Adam	2006
* Berroa, Ángel	2002, 2007-2008
* Berry, Quentin	2013
* Berry, Sean	1991-1992
* Betancourt, Yuniesky	2012
* Betemit, Wilson	2010
* Bevil, Brian	1995-1998
* Biancalana, Buddy	1982-1984, 1988
Bigler, Brett	2008
* Bilardello, Dann	1987-1988
Binford, Christian	2014-2017
* Bird, Doug	1972-1973
* Black, Bud	1982
* Blanco, Andrés	2005-2007
* Blanco, Dairon	2021-2023
* Blanco, Grégor	2011
* Blanton, Joe	2015
* Blewett, Scott	2019, 2021
* Bluma, Jaime	1995-1996, 1998-2000
Bobinger, Mitch	1978
* Bochtler, Doug	2000
* Bockoc, Brian	2014
* Boddicker, Mike	1993
* Boehringer, Brian	2006
* Bolaños, Ronald	2021-2022
* Bones, Ricky	1998
* Bonifacio, Jorge	2016-2019
Bonilla, Jose	2010
* Booker, Chris	2006
* Boros, Steve	1969
* Boscan, J.C.	2015
* Botelho, Derek	1982-1983, 1987
* Botting, Ralph	1982
* Bourgeois, Jason	2012
Bowden, Barry	2010
* Bowlan, Jonathan	2023
Boyer, Blaine	2013, 2018
Bradley, Tony	2007-2008
Bradley, Tucker	2023
* Bradshaw, Terry	1998
* Braun, Ryan	2006-2007
Bray, Steve	2005
* Brazell, Craig	2007
* Brazelton, Dewon	2007
* Brett, George	1973-1974
Brett, Ken	1980
* Brewer, Billy	1995
* Brewer, Colten	2022
* Brewer, Jace	2007
* Brewer, Mike	1982-1984, 1986
Brewer, Ryan	1998
* Brewington, Jaime	1997
* Briceño, José	2022-2023
Brickhouse, Bryan	2019
Bridges, Tony	1991
* Brito, Juan	1999-2000, 2002-2003
* Broadway, Mike	2018
* Broderick, Brian	2015
* Brooks, Aaron	2014-2015
* Brooks, Frank	2006
* Brooks, Ramy	1997
* Broussard, Ben	2013

ALL-TIME ALPHABETICAL ROSTER

* Brown, Adrian2004-2005
* Brown, Dee2000-2004, 2006
Brown, Jeff1984
* Brown, Keith1993
* Brown, Kevin1995
* Brown, Leon1980
* Brown, Scott1983
* Browning, Tom1995
* Bruett, J.T.1995
* Brumfield, Jacob 1990-1991
* Bruno, Tom 1974-1976
* Bubic, Kris2022
* Buchanan, Bob1988-1989, 1991
* Buchanan, Brian2008-2009
* Buchholz, Clay2018
* Buck, John2009
* Buckner, Billy 2007
Buckner, Jim1981
* Bueno, Francisley2012-2014
* Bukvich, Ryan 2002-2004
* Bullington, Bryan2010
* Bunch, Melvin1995-1996
* Bunker, Wally1971-1972
* Burgmeier, Tom1970
* Burgos, Enrique 1993-1994
* Burkhart, Morgan2003
* Burns, Billy2016-2018
Burrell, Kevin1989-1991
Burton, Darren1995-1996
* Busby, Steve 1972, 1978, 1980
Bushor, Chase2019
* Busse, Ray1975
* Butler, Bill1970-1972
* Butler, Billy 2007-2008
Butler, Eddie2021
Byington, Jimmie1999
* Byrdak, Tim 1998-2000

C (107)

* Cáceres, Edgar 1994-1995
* Cain, Lorenzo2011-2012, 2014, 2016
* Calero, Kiko 2002
* Calixte, Orlando 2015-2016
* Callaspo, Alberto2008
* Camargo, Johan2023
Camp, Jared2000
Camp, Justin2017-2018
* Camp, Shawn2004-2005
* Campanis, Jim1969
* Campbell, Jim 1990, 1992-1993
* Campillo, Jorge2010
Cancel, Gabriel2021-2022
Canham, Mitch2013
* Capellán, Jose2008
* Capra, Nick1988-1989
Cáramo, Yender2016-2017
* Carlyle, Buddy2003
* Carman, Don1991
Carr, Jeremy1997-2000
* Carrasco, DJ2004-2005
* Carter, Lance2000
Caruso, Joe2002
* Caruso, Mike2002
* Casanova, Raúl2004
Casillas, Adam1992
Castaneda, Federico2010-2011
Castaneda, Nick1989-1990
Castellano, Angelo2021-2023
* Castillo, Alberto2004
* Castillo, Iván2022
* Castillo, Manny 1980-1981
* Castillo, Max2022-2023
Castro, Jose1988-1989
* Cato, Keefe1986
* Cecchini, Garin2017
* Centala, Scott1991
* Cerda, Jaime2004-2005
* Chadwick, Ray1990
Chamberlain, Christian2023
* Chamberlain, Craig1980-1981
* Chamberlain, Joba2015

* Chamberlain, Wes1995
Chavez, Chris2009
* Chavez, Jesse2011
* Chávez, Endy2001
* Chen, Bruce2009-2011, 2014
Chlan, Greg1973-1975
* Christenson, Gary 1978-1981
* Ciriaco, Pedro2013-2014
* Cisco, Galen1969-1970
Citari, Joe1986-1988
* Clapinski, Chris2006
* Clark, Cody 2007-2012
* Clark, Dave1991
* Clark, Dera1990-1993
* Clark, Jim1972-1974
* Clark, Terry1996
* Clarke, Stan1989
* Clarke, Taylor2022
* Clemens, Paul2015
* Clemens, Lance 1970-1971
* Cleto, Maikel2013
* Coats, Buck2010
* Codiroli, Chris1990
* Cogan, Tony2001
Cole, Mike1985
* Cole, Stu 1991-1992
* Cole, Victor 1991
* Coleman, Casey2014-2015
* Coleman, Dusty 2015-2016
* Coleman, Dylan 2021-2023
* Coleman, Louis 2010-2015
* Coleman, Vince1995
Collado, Offerman2019
Colletti, Manuel1982
* Collins, Tim 2010, 2014
* Collins, Tyler2018
* Colón, Christian 2012-2016
* Colón, Román2007-2010, 2012
* Concepción, Onix 1980-1981, 1986
* Cone, David 1985-1986
* Conine, Jeff1991-1992, 1998
* Converse, Jim1995, 1997
* Cookson, Brent 1995
* Coolbaugh, Mike2006
* Corbin, Archie2000
* Cortez, Fernando2006-2007
* Costa, Shane 2005-2009
* Cox, Austin 2021-2023*
Cox, Jeff1982-1983
Craig, Rocky1974-1975
* Cram, Jerry 1969-1972, 1976-1981
* Crawford, Steve1989-1990
* Creel, Keith 1981-1984
* Cripe, Dave 1976-1979
* Cropley, Tyler 2023
Crouch, Matt1989
* Cruz, Steven 2023
* Cruz, Todd1979
* Cruz, Tony2016
* Cuas, Jose 2021-2023
Culver, Malcom2014, 2016-2017
Cumberland, Chris2004
* Curry, Steve1993
* Cuthbert, Cheslor 2014-2019
Cvejdlík, Ken1977, 1979-1980

D (71)

* D'Amico, Jeff 1999-2001
d'Arnaud, Chase2019
Daly, Mark1978-1979
* Davies, Kyle2008-2009, 2011
* Davis, Butch (Wallace) 1983-1985
* Davis, Doug2012
* Davis, Glenn1994
* Davis, John 1986
Davis, Logan2014
* Davis, Mark1991
* Davis, Wade2016
* Dawkins, Travis2003-2004, 2008
* Dawley, Joey2004
Day, Charles1970-1972

ALL-TIME ALPHABETICAL ROSTER

* Day, Zach	2007
* de Geus, Brett	2023
* de Jesus, Jose	1988-1989, 1994-1995
* de la Maza, Roland	1998
* De La Rosa, Jorge	2008
De La Vara, Gilbert	2009
* de los Santos, Luis	1987-1990
de San Miguel, Allan	2016
* Decker, Cody	2016
* DeHart, Rick	2002-2003
DeHoyos, Gabe	2005, 2007
* DeJesus, David	2003-2004, 2006
Del Rosario, Yefri	2022
* Delgado, Punchy	1979
* Delgado, Wilson	2001
Denevi, Mike	1976-1978
* Detherage, Bob	1978-1981
Deweese, Donnie	2018
Dewey, Duane	1982-1983
* Diaz, Carlos	1992
Diaz, Carlos	2016-2017
* Diaz, Edgar	1993
* Diaz, José	2006
Diaz, Lino	1996
* Diaz, Matt	2005
* Dickson, Jason	2004
Diekroeger, Kenny	2015
* Dillon, Joe	2000
DiNardo, Lenny	2009
* Dini, Nick	2018-2019, 2021
* DiPino, Frank	1993
Dipoto, Jonah	2023
* Dodd, Tom	1988-1989
* Donald, Jason	2014
Dorlague, Aaron	1995
Downes, Brandon	2016
* Dozier, Hunter	2016-2018, 2021
Dozier, Tom	1990
* Drumright, Keith	1980
Duarte, Jose	2009-2010
Dubee, Rich	1980
* Duckworth, Brandon	2007-2009
* Duda, Lucas	2018, 2019
Duenas, Tommy	2005
Dueñez, Samir	2019
* Duensing, Brian	2016
* Duffy, Danny	2011, 2013-2015, 2017
* Dunbar, Tom	1989, 1991
Duncan, Pete	1974
Dungan, Clay	2022-2023
* Dunwoody, Todd	2000
* Durbin, Chad	2000-2002
* Dwyer, Chris	2012-2015
Dye, Jermaine	1997-1998
Dye, Josh	2021-2023
* Dyson, Jarrod	2010-2013, 2016
Dziedzic, Jonathan	2015-2019

E (30)

* Eastwick, Rawly	1980
* Eaton, Craig	1978-1979
* Eaton, Nate	2022-2023
* Ebert, Derrin	2005
* Eddy, Chris	1995
* Edler, Dave	1982
Edwards, Andrew	2016-2017
* Eibner, Brett	2014-2016
Eigsti, Ryan	2011-2012
* Eisenreich, Jim	1988
* Elarton, Scott	2007
* Elder, Dave	2005-2006
* Elster, Kevin	1995
Embry, Byron	2005
Emshoff, Kale	2023
* Encarnación, Luis	1989-1991
* Enright, George	1979
Epperson, Paul	1969
Escamilla, Roman	1998
Escandon, Emiliano	2000
* Escobar, Alcides	2021
* Escobar, José	1989

Espada, Joe	2002
Espino, Damaso	2008, 2021
Esposito, Nate	2017, 2019, 2021
* Etherton, Seth	2006
* Evans, Bart	1998
* Evans, Terry	2012
Evans, Zane	2016
Everson, Chuck	1990-1991

F (47)

* Fabregas, Jorge	2000
* Falú, Irving	2004, 2009-2013, 2016
* Farnsworth, Kyle	2009
* Farr, Steve	1985, 1987
* Farrell, Luke	2016-2017
* Fasano, Sal	1996-1999, 2001
* Faul, Bill	1969
* Featherston, Taylor	2019
* Feebles, Carlos	2000-2003
Felix, Hersy	2001
Ferguson, Andy	2014-2015
Ferguson, Ian	2003
* Fermin, Freddy	2021-2023
Fernandez, Pedro	2017, 2018
Fernandez, Xavier	2019
* Ferreira, Tony	1984-1985, 1990
Ferris, Robert	1981
* Field, Nate	2002-2003, 2005
Fields, Matt	2014-2015
* Fillmyer, Heath	2018-2019
* Filson, Pete	1990
* Finnegan, Brandon	2015
* Fireovid, Steve	1988-1989
Fischer, Daniel	1980-1982
* Fitzmorris, Al	1969, 1973
* Fleming, Dave	1995
Fletcher, Brian	2013-2014
Flores, Jecksson	2019
* Flores, Jesús	2014
* Floyd, Bobby	1970-1972, 1974-1975
Flury, Pat	1997, 2003
* Flynn, Brian	2015-2017, 2019
* Foor, Jim	1974
* Ford, Matt	2005
* Foster, John	2008
Foster, Larry	1977-1978
* Fox, Lucius	2021
Franco, Angel	2015-2016
* Freeman, Sam	2022
* Frost, Dave	1982
Fuenmayor, Balbino	2015-2016
* Fuentes, Rey	2015-2016
* Fulchino, Jeff	2008
* Fuller, Jim	1978
* Funderburk, Mark	1983
* Fussell, Chris	1999-2002
* Fyhrie, Mike	1994-1995, 2003

G (68)

* Gale, Rich	1977-1978
* Gallagher, Cam	2017-2018, 2021-2022
Garber, Jeff	1990-1991, 1994-1995
* Garcia, Danny	1980-1981
* Garcia, Leo	1992
* Garcia, Maikel	2022-2023
* Garcia, Onelki	2017
* Garcia, Ruben	1979
* Gardner, Mark	1993
* Gardner, Wes	1991
* Garrelts, Scott	1995
* Garrett, Amir	2022-2023
Garrido, Santiago	2013
Garza, Saul	2022
* Gathright, Joey	2007-2008
* Gaudet, Jim	1978-1981
Gavin, Grant	2021
* Gee, Dillon	2016
Gemoll, Justin	2005
Gentry, Tyler	2023
* George, Chris	2000-2005

STORM CHASERS ORGANIZATION
2024 OMAHA STORM CHASERS
2023 SEASON IN REVIEW
PLAYER & COACH DATABASE
HISTORY & RECORDS
INTERNATIONAL LEAGUE
ROYALS ORGANIZATION
GENERAL INFORMATION

ALL-TIME ALPHABETICAL ROSTER

* Gettis, Byron	2004
* Getz, Chris	2010, 2012-2013
* Giambi, Jeremy	1998-1999
* Giavotella, Johnny	2011-2014
Gibbs, Micah	2015
* Gibraltar, Steve	1999
* Gifflin, Jason	2000, 2002-2003
Gillen, Kevin	1979
Giron, Roberto	2007-2008
Gladden, Lloyd	1970-1971
* Gleaton, Jerry Don	1987-1989
Gload, Ross	2007
* Gobble, Jimmy	2004-2005, 2008
Godin, Jason	2009
* Gómez, Alexis	2003-2004
Gomez, Ofreidy	2019
Gomez, Rudy	2005
Gooding, Jason	1999
* Goodwin, Brian	2018
* Goodwin, Tom	1994
* Gordon, Alex	2009-2010, 2015-2016, 2018
* Gordon, Tom	1986-1988
* Gore, Terrance	2014, 2017-2018
* Gotay, Rubén	2006
Govern, Jimmy	2019, 2021-2022
* Graffanino, Tony	2004
Grangaard, David	1972
* Granger, Jeff	1996
* Graterol, Juan	2014
* Green, Gary	1995
Green, Lee	1969-1970
* Greene, Connor	2019
* Greinke, Zack	2004, 2022
* Griffin, Foster	2019, 2021, 2022
* Griffin, Mike	1985-1986
* Grimm, Justin	2018
* Grimsley, Jason	1997
* Grotewold, Jeff	1995-1996
Grundy, Phil	1998
* Gubicza, Mark	1991
* Guerrero, Wilton	2004
* Guiel, Aaron	2000-2006
* Gumpert, Dave	1987
Gustavson, Duane	1980-1981
* Gutiérrez, J.C.	2012
Gutierrez, Jorge	2008
* Gutierrez, Kelvin	2019, 2021

H (103)

Haake, Zach	2022
* Hahn, Jesse	2018, 2021
Halligan, Patrick	2022
Hallmark, Pat	2001
* Halter, Shane	1995-1998
* Hamelin, Bob	1990-1993, 1995-1996
* Hammaker, Atlee	1981
Hammon, Randy	1974
* Hammond, Steve	1982-1984
Hamrick, Steve	1978-1979
* Hamulack, Tim	2009
Hancock, William	2022
* Haney, Chris	1993-1994, 1997
* Hansell, Greg	1998
* Hansen, Jed	1996-1999, 2001-2004
Hansen, Roger	1985-1986
* Hanson, Erik	1999
* Hardy, Blaine	2010-2012
* Hargesheimer, Alan	1984-1988
Harmon, Tom	1971-1973
* Harris, Billy	1969-1970
Harris, Brian	2003
* Harris, Reggie	1995
Harrison, Brian	1995, 1997-1998
* Harrison, Chuck	1970-1971
Hart, Corey	2002, 2004
* Hart, Mike	1980
Hartsock, Aaron	2009
* Harvey, Ken	2002, 2005
Hasbach, Dave	1975-1977
* Hatcher, Billy	1995
* Hatcher, Chris	1997-1998, 2002

* Hayes, Bill	1986
* Hayes, Brett	2013-2014
Hayes, Chris	2009-2010
Haynes, Bill	1971-1973
* Healy, Fran	1969-1970
* Hearn, Ed	1989
* Hearn, Taylor	2023
* Heasley, Jonathan	2022-2023
* Heath, Kelly	1980, 1981-1983
* Heath, Nick	2019
* Hechavarria, Adeiny	2023
* Hedlund, Mike	1970
* Hegman, Bob	1983, 1985-1986
* Hendrickson, Ben	2007
* Hendriks, Liam	2014
* Herges, Matt	2010
Hernandez, Arnaldo	2017-2019
* Hernández, Carlos	2021-2022
* Hernandez, Elier	2018-2019
* Hernandez, Gaby	2010
Hernández, Gorkys	2013-2014
* Hernández, Luis	2009
* Hernández, Roberto	2002
* Hernández, Runelvys	2003, 2006
* Herrera, Kelvin	2011, 2013
* Herrera, Rosell	2018
* Hiatt, Phil	1992-1995
* Hicklen, Brewer	2022-2023
* Hilgendorf, Tom	1971-1972
* Hill, Jeremy	2003
* Hill, Tim	2019
* Hinch, AJ	2001
* Hinz, Tommy	1990-1991
* Hochevar, Luke	2007-2010, 2015
* Hocking, Denny	2005
Hoelscher, Nate	2007
Hoffmann, Andrew	2023
Hogg, Dave	1980
* Holbert, Ray	1999-2000
* Holland, Greg	2009-2011
Hollingsworth, Ethan	2012
* Hollins, Damon	2008
* Hood, Don	1981-1983
* Hooper, Kevin	2004
Hoppe, Jim	1974
* Hosey, Dwayne	1994-1995
* Hosey, Steve	1998
* Hosmer, Eric	2011, 2014
* Hottovy, Tommy	2012
* House, J.R.	2009
* Howard, David	1991
* Howell, J.P.	2005-2006
Howell, Jeff	2010
* Hubbard, Trent	2001
* Huber, Justin	2005-2007
* Huckaby, Ken	2008
Hudgins, Jerry	1970
* Hudson, Luke	2006-2007
Huebner, Ken	1971
* Huff, David	2016
* Huffman, Phil	1982
* Hughes, Dusty	2008-2009
* Hughes, Keith	1995
* Huisman, Justin	2004-2006
* Huisman, Rick	1995-1997
* Huisman, Mark	1983-1985, 1991-1992
* Hulet, Tug	2009
* Humber, Phillip	2010
* Hunter, Buddy	1974
* Hurdle, Clint	1977, 1979
* Hurtado, Edwin	2002

I (4)

* Ibañez, Raúl	2001
* Infante, Omar	2014
* Ireland, Tim	1978-1982
* Isbel, Kyle	2021-2023

J (35)

* Jackson, Chuck	1989
------------------------	------

ALL-TIME ALPHABETICAL ROSTER

* Jackson, Damian	2004
* Jackson, Danny	1983-1984
* Jackson, Mike	1971-9172
* Jackson, Ryan	2015
* Jackson, Zach	2013
* James, Chris	1995
* Janish, Paul	2014
* Jaquez, Rubendy	2022
* Jarrell, Joe	1985
* Jeffcoat, Mike	1994
* Jeffress, Jeremy	2011-2012
* Jenista, Greyson	2023
* Jennings, Doug	2000
* Jensen, Ryan	2005
* Jirschele, Mike	1988-1989
* Johns, Doug	1997
* Johnson, Blake	2010-2011
* Johnson, Bob	1976
* Johnson, Ron	1981-1983
* Johnson, Rondin	1984-1988
* Johnson, Rontrez	2002
* Johnston, Joel	1990-1992
* Jones, Bobby	2003
* Jones, JaCoby	2022
* Jones, Jaime	2005
* Jones, Lynn	1984
* Jones, Mike	1981, 1984
* Jones, Ross	1987
* Jones, Ruppert	1975-1976
* Jones, Steve	1969-1970
* Jones, Travis	2021
* Joseph, Donnie	2012-2014
* Joyce, Thomas	1970, 1973
* Junis, Jakob	2016-2017, 2021

K (32)

* Ka'aihue, Kila	2008-2011
* Kalich, Kasey	2022
* Kalish, Jake	2017-2019, 2021
* Keatley, Greg	1981-1982
* Keeton, Rickey	1983-1985
* Keller, Brad	2023
* Kelly, Bill	1982
* Kelly, Mike	2003
* Kelso, Bill	1969
* Kennedy, Ian	2018
* Keough, Joe	1969
* Keppel, Bobby	2006
* Keppinger, Jeff	2006
* Kiefer, Mark	1996
* Kinard, Rudy	1977-1979
* King, Cesar	2001
* Kingery, Mike	1985-1986, 1993
* Kinnunen, Mike	1985
* Kmak, Joe	1998
* Knapp, Mike	1993-1994
* Kobel, Kevin	1980
* Koegel, Pete	1977
* Koonce, Graham	2007
* Koslofski, Kevin	1991-1994
* Kotchman, Casey	2015
* Kouzmanoff, Kevin	2012
* Kowar, Jackson	2021-2023
* Kratz, Erik	2015
* Kriske, Brooks	2023
* Krivda, Rick	1999
* Kusnyer, Art	1978
* Kutzler, Jerry	1994-1995

L (57)

* Labandeira, Josh	2008
* LaCoss, Mike	1985
* Lahoud, Joe	1977
* Lamb, John	2013-2015
* Lambert, Reese	1992
* Lambin, Chase	2013
* Lance, Gary	1975-1978
* Lannan, John	2016
* LaRue, Jason	2007
* Laskey, Bill	1980-1981, 1989

Laureano, Frank	1991
* Laxton, Brett	2000-2002
* Lebron, Willy	2011
* Lee, Kameron	2014
* Leeper, Dave	1983-1985
* Leius, Scott	1998
* Lemasters, Jim	1990-1991
* Lenik, Kevin	2017-2019
* Leonard, Dennis	1974-1975, 1982
* Leonard, Jeffrey	1991
* Lerew, Anthony	2010
* Lewis, Richard	2007
* Liebrandt, Charlie	1983-1984
* Lineweaver, Aaron	1999
* Linton, Doug	1995-1996, 2004
* Liotta, Ray	2009
* Liriano, Nelson	1991
* Lissón, Mario	2009
* Littell, Mark	1973-1975
* Lively, Ben	2019
* Lockhart, Keith	1995
* Loftin, Nick	2022-2023
* Loggins, Mike	1986, 1988-1990
* Lohse, Kyle	2018
* Long, Kevin	1992-1993, 1995
* Long, Ryan	1997-1998
* Longenecker, Jere	1987
* Lopez, Albie	2003
* López, Jack	2017-2018
* López, Jorge	2018
* López, Mendy	1997-1999, 2004
* Lopez, Nicky	2018-2019, 2023
* Lough, David	2010-2013
* Loux, Shane	2006
* Lovelady, Richard	2018-2019, 2021
* Lovvorn, Zachary	2018-2019
* Lowe, Sean	2003
* Lowery, Devon	2008, 2010
* Lowery, Ed	1984
* Lubanski, Chris	2007-2009
* Lucas, Ed	2008-2010
* Luecken, Rick	1988-1989
* Lumsden, Tyler	2007-2008
* Lunar, Fernando	2003
* Lyden, Mitch	1995
* Lynch IV, Daniel	2021-2023
* Lyttle, Jim	1973

M (148)

* MacDougal, Mike	2001-2002, 2004, 2006
* Macfarlane, Mike	1987-1988
* Machado, Andrés	2017-2019
* Machedemeh, Chuck	1972
* Maddox, Marc	2010
* Madison, Scott	1987-1988
* Maggi, Beau	2014
* Magnante, Mike	1990-1991, 1993, 1995-1996
* Mahomes, Pat	2006
* Maier, Mitch	2007-2009, 2012
* Maldonado, Carlos	1991-1992
* Mallicoat, Rob	1995
* Mallory, Sheldon	1976
* Maness, Seth	2017-2018
* Mann, Devin	2023
* Manzanillo, Josias	1992
* Marimon, Sugar Ray	2014
* Mariot, Michael	2012-2015, 2018
* Markay, Thad	2007
* Marks, Justin	2012-2014
* Maroth, Mike	2008
* Marquez, Emilio	2021-2023
* Marsh, Alec	2022-2023
* Marshall, Keith	1972-1975
* Marté, Victor	2009-2010
* Marté, Yuniór	2019
* Martin, Renie	1978-1979
* Martin, Rudy	2019, 2021
* Martinez, Art	1984
* Martinez, Buck	1971
* Martinez, Chito	1987, 1990
* Martinez, Félix	1996-1999

ALL-TIME ALPHABETICAL ROSTER

* Martinez, José	1972-1974
* Martinez, José	2015-2016
Martinez, Marcelo	2021-2023
* Martinez, Ramon	1996
* Martinez, Sandy	2003
* Martz, Gary	1975-1977
* Massey, Michael	2022-2023
* Matias, John	1971
* Matos, Julius	2003
* Matranga, Dave	2008
* Matthews, Terry	1999
* Maurer, Brandon	2018
* Maxwell, Justin	2014
* May, Darrell	2002
* May, Lucas	2010-2011
* Mayers, Mike	2023
* Mazzaro, Vin	2011-2012
* McArthur, James	2023
* McBroom, Ryan	2021
McCann, Frank	1980
McCarthy, Bill	2007
* McCarthy, Kevin	2016-2019
* McClure, Bob	1974
* McCool, Billy	1971
* McCray, Jonathan	2017
* McCullough, Morgan	2023
* McDill, Allen	1996-1998
* McDonald, Donzell	2002
* McEwing, Joe	2005
* McGaffigan, Andy	1990-1991
* McGilberry, Randy	1977-1980
* McGinnis, Russ	1993-1994
McKinney, Lynn	1976-1977
McMillan, Steve	1970-1972
* Meacham, Bob	1990
* Meacham, Rusty	1993-1994, 1996
* Meadows, Brian	2001
* Meche, Gil	2009-2010
* Medina, Luis	1992
* Medlen, Kris	2015-2016
* Medrano, Tony	1997, 1999-2000
* Meier, Calvin	1972
* Meija, Erick	2019, 2021
* Melendez, José	1995
* Melendez, MJ	2021-2022
* Melvin, Kenneth	1977
* Méndez, Carlos	1998-1999
* Mendoza, Luis	2010-2011
* Mengden, Daniel	2022-2023
* Mercedes, Henry	1995-1996, 1999
* Merchant, Mark	1996-1997
* Merrell, Kevin	2021
* Merrifield, Whit	2014-2017
* Mertins, Kurt	2010-2012
* Mesa, Melky	2014
* Mesh, Mike	1989
* Metcalf, Travis	2009
* Metcalfe, Mike	2002
* Meyring, Bradley	1975
* Middleton, Kyle	2006
* Milacki, Bob	1994-1995
* Mildren, Paul	2007-2008
* Miller, Anderson	2021
* Miller, Jai	2010
* Miller, Keith	1993-1995
* Miller, Mike	1986
* Miller, Orlando	1998
* Mills, Alec	2016
* Mills, Wyatt	2022
* Miner, Zach	2011
* Mingori, Steve	1973-1974
* Minor, Mike	2016
* Miscik, Dennis	1982
* Misiewicz, Anthony	2022
* Micki, Doug	1998
* Moeller, Dennis	1990-1992, 1994
* Molina, Izzy	2000
* Mondesi, Adalberto	2016-2019, 2021
* Mondesi, Paul	2021
* Monteagudo, Aurelio	1970-1971
* Montgomery, Jeff	1988, 1999
* Montgomery, Mike	2011-2012

* Montgomery, Monty	1970-1973
Moon, Logan	2017-2018
* Moore, Adam	2012-2013, 2019
* Moore, Bobby	1991
* Moore, Donnie	1989
* Moreno, Orber	1999, 2001
* Morin, Parker	2014, 2016-2018
* Morley, Mike	1979-1980
* Morman, Alvin	1999
* Morman, Russ	1990-1991
* Morris, Angel	1988
* Morris, John	1984-1985
* Mortensen, Clayton	2013-2016
* Mota, José	1992-1996
* Motley, Darryl	1981-1982, 1986
* Moustakas, Mike	2010-2011, 2014
* Moylan, Peter	2016
* Mujica, Edward	2016
* Mullen, Scott	1999-2003
* Mullen, Tom	1986-1988
* Munoz, J.J.	1995
* Murphy, Brian	1976-1978
* Murphy, Tom	1972-1973
* Murphy, Tommy	2009
* Murray, Chuck	1971-1972
* Murray, Dan	2000-2001
* Murray, Matt	2015-2016
* Murray, Rich	1985
* Musgraves, Dennis	1971
* Musser, Neal	2006-2008
* Mutz, Tommy	1980
* Myers, Rod	1996-1998
* Myers, Rodney	1995
* Myers, Wil	2012

N (25)

* Nady, Xavier	2013
* Nakamoto, Brian	1978
* Nance, Shane	2005
* Naulty, Dan	2000
* Nava, Daniel	2016
* Navarro, Rey	2012
* Navarro, Yamaico	2011
* Nelson, Jaime	1987
* Nelson, Joe	2006
* Nelson, Roger	1971, 1976-1977
* Nettles, Jim	1978-1979
* Neuweiler, Charlie	2022
* Neuzil, Jeffrey	1984
* Newberry, Jake	2017-2019, 2021
* Newman, Josh	2008-2009
* Nichols, Rod	1994
* Nicholson, Dave	1969
* Nicoll, Chris	2009
* Nina, Aroni	2016
* Nina, Elvin	2004
* Noreiga, Gabriel	2015
* Norman, Les	1994-1996, 1999-2000
* Northey, Scott	1969-1970
* Núñez, Andres	2021-2023
* Nunnally, Jon	1996-1997, 2001-2002

O (32)

* Oaks, Trevor	2018
* Obermuller, Wes	2003
* O'Brien, Peter	2017
* O'Connor, Mike	2009
* Odorizzi, Jake	2012
* Ogando, Emilio	2017, 2019
* O'Hearn, Ryan	2017-2019, 2021
* Olivares, Edward	2021-2023
* Oliver, Bob	1969
* Oloque, Manny	2018
* Olsen, Lew	1976-1977
* Olsen, Steve	1996-1997
* Olson, Gregg	1995, 1997
* Olson, Tyler	2016
* Olwine, Ed	1989
* Ordaz, Luis	2001-2003
* Orié, Kevin	2000

ALL-TIME ALPHABETICAL ROSTER

* O'Riley, Don	1969-1970
* Orlando, Paulo	2011, 2013-2015, 2017-2018
* Ortenzio, Frank	1972-1976
* Ortiz, Héctor	1997-1998, 2000-2002
* Ortiz, Javier	1993
* Ortiz, Luis	1998
* Ortiz, Nick	2001
* Osborne, Bobo	1969
* Osborne, Donovan	2006
* Osting, Jimmy	2003
* O'Sullivan, Sean	2011-2012
* Osuna, Edgar	2010
* Oviedo, Juan Carlos	2006-2008
* Owen, Dave	1987-1988
* Owen, Larry	1988

P (82)

* Padilla, Jorge	2007
* Paepke, Dennis	1969-1970, 1972-1974
* Palacios, Jermaine	2023
* Palacios, Rey	1989-1990
* Pappas, Erik	1992
* Paquette, Craig	1996-1997
* Paredes, Jimmy	2014
* Paris, Kelly	1989
* Parker, Darrell	1978-1979
* Parks, Ted	1970-1971
* Parnell, Bobby	2017
* Parraz, Jordan	2009-2010
* Parrett, Jeff	1994
* Parrish, Drew	2022-2023
* Parrish, John	2010
* Parrott, Mike	1982-1984
* Paschall, Bill	1978-1981
* Pasquantino, Vinnie	2022
* Pastornicky, Cliff	1983-1984
* Patchin, Steve	1976-1977
* Paterson, Joe	2015
* Patterson, Jarrod	2003-2004
* Patterson, Ken	1996-1997
* Patton, Spencer	2014
* Patton, Troy	2015
* Paulino, Felipe	2013
* Payamps, Joel	2021-2022
* Peacock, Brad	2022
* Peacock, Matt	2022
* Pecota, Bill	1985-1987, 1988-1990
* Pedre, Jorge	1991
* Pedrique, Al	1992
* Peek, Tim	1994
* Peguero, Carlos	2014
* Pehl, Robert	2016
* Pellow, Kit	1998-2002
* Pelz, Paul	1973-1974
* Peña, Brayán	2008-2009, 2017
* Peña, Carlos	2013
* Peña, Francisco	2014-2015
* Peña, Orlando	1969
* Peña Jr., Tony	2009
* Pendleton, Terry	1998
* Pennington, Brad	1997
* Pennington, Walter	2023
* Peralta, Joel	2006, 2008
* Peralta, Willy	2018
* Pérez, Mike	1997
* Perez, Salvador	2011-2012, 2018, 2022
* Perkins, Craig	1975-1978
* Perry, Pat	1995
* Peterson, Mark	2016-2017
* Phelps, Ken	1979-1981
* Phillips, Brett	2019
* Phillips, Heath	2009
* Phillips, Paul	2004-2007
* Pichardo, Hipólito	1997
* Pickering, Calvin	2004-2005
* Pierce, Ed	1993-1995
* Piña, Manny	2010-2011, 2013
* Pino, Yohan	2015
* Pippin, Craig	1987
* Pisciotta, Marc	1999
* Piskor, Kirk	1991

* Pittsley, Jim	1995-1997
* Plummer, Jarod	2007
* Poldberg, Brian	1983-1985
* Ponson, Sidney	2009
* Poquette, Tom	1973-1974
* Porter, Logan	2022-2023
* Poteet, Cody	2023
* Pough, Pork Chop (Clyde)	1997
* Pounders, Brooks	2016
* Pratto, Nick	2021-2023
* Price, Jared	2005-2006
* Prieto, Alex	2000-2001, 2005-2006
* Prince, Tom	2003
* Pruneda, Benin	2016
* Pucetas, Kevin	2011
* Pulliam, Harvey	1989-1993
* Putnam, Pat	1985
* Pyznarski, Tim	1989

Q (4)

* Quinn, Mark	1999-2002
* Quinn, Roman	2022
* Quirk, Jamie	1974-1975
* Quisenberry, Dan	1979

R (65)

* Ragans, Cole	2023
* Rahe, Gary	1974
* Raines Jr., Tim	2009
* Rajisich, Dave	1986-1987
* Rakers, Jason	2000-2001
* Ralston, Kris	1996
* Ramirez, Horacio	2008
* Ramirez, Max	2012-2013
* Ramirez, Ruben	2021
* Ramirez, Santiago	2005
* Ramos, Bobby	1987
* Randa, Joe	1994-1996
* Randall, Scott	2004
* Randolph, Steve	2009
* Rassmussen, Dennis	1992-1995
* Rave, John	2022-2023
* Rawitzer, Kevin	1998
* Ray, Ken	1997, 1999, 2007
* Raziano, Barry	1973
* Reece, Thad	1990
* Reed, Rick	1992-1993
* Reetz, Jakson	2022-2023
* Reichert, Dan	1998-1999, 2001-2002
* Rekar, Bryan	2002
* Relaford, Desi	2004
* Reyes, Franmil	2023
* Reyes, Jose	1984
* Reyes, Jose	1986
* Reynolds, Harold	1995
* Rhodes, Tuffy	1993
* Richardson, Brett	2008
* Rico, Fred	1969-1970
* Rios, Alex	2015
* Rios, Danny	1998-1999
* Rios, Juan	1970
* Rivera, Bombo	1981-1983
* Rivera, Emmanuel	2021-2022
* Rivero, Sebastian	2019, 2021
* Rizzo, Richard	1985
* Roberge, J.P.	1999-2000
* Robinson, Clint	2011-2012
* Robinson, Derrick	2012
* Robinson, Ken	1996
* Robinson, Kerry	2006
* Rodriguez, Rich	1996
* Rodriguez, Wandy	2015
* Rodriguez, Wilking	2014
* Roesler, Mike	1992-1993
* Rohrmeier, Dan	1992-1993
* Rollins, Heath	2011
* Romak, Jamie	2012
* Rooker, Brent	2022
* Rooker, Jim	1969, 1970-1971
* Roos, Les	1970

ALL-TIME ALPHABETICAL ROSTER

* Rosa, Carlos.....	2008-2010
* Rosado, Jose.....	1996
* Rosario, Melvin.....	2001
* Rose, Mike.....	2002
* Rossy, Rico.....	1992-1994
* Ruffcorn, Scott.....	1999
* Runion, Sam.....	2013
* Rupe, John.....	2010
* Rusch, Glendon.....	1996-1999
* Ryal, Mark.....	1981-1984
* Ryan, Jason.....	2004

S (127)

* Sadler, Donnie.....	2002
* Sadowski, Jim.....	1978
* Saier, Matt.....	1998-1999
* Salmon, Brad.....	2008
* Sampen, Bill.....	1993
* Sanabria, Carlos.....	2021
* Sanchez, Brian.....	2013
* Sanchez, Alex.....	1993
* Sánchez, Angel.....	2008
* Sánchez, Israel.....	1986-1988
* Sánchez, Jonathan.....	2012
* Sanserino, Gary.....	1972-1974
* Santiago, José.....	1998-2000
* Santiago, Mario.....	2011
* Santorini, Al.....	1973
* Santos, Chad.....	2005
* Santovenia, Nelson.....	1993
* Sasser, Rob.....	2003
* Saunders, Joe.....	2014
* Sauveteur, Rich.....	1992
* Savage, Ted.....	1971
* Scanlan, Bob.....	1996
* Scarsons, Steve.....	1999
* Schaal, Paul.....	1969, 1974
* Schattinger, Jeff.....	1980-1981
* Schuler, Dave.....	1982-1983, 1986
* Schulz, Jeff.....	1986-1990
* Schwindel, Frank.....	2017-2019
* Scott, Rodney.....	1975
* Scranton, Jim.....	1984-1986
* Seanez, Rudy.....	1997, 2004
* Sedlacek, Shawn.....	2001-2003
* Seitzer, Brad.....	1997
* Seitzer, Kevin.....	1986
* Selman, Sam.....	2014, 2017-2018
* Seratelli, Anthony.....	2012-2013
* Serrano, Jimmy.....	2003-2004
* Service, Scott.....	1997
* Severino, Atahualpa.....	2013
* Severson, Rich.....	1969, 1972
* Shanahan, Greg.....	1977
* Shaw, Theo.....	1983-1984, 1986
* Shawaryn, Mike.....	2021
* Shealy, Ryan.....	2007-2009
* Shell, Steven.....	2011
* Sheridan, Pat.....	1981-1983, 1985
* Sherrill, George.....	2013
* Shiell, Jason.....	2007
* Shifflett, Steve.....	1992-1994
* Shirley, Steve.....	1987
* Short, Rick.....	2004
* Shouse, Brian.....	2002
* Shumpert, Terry.....	1989-1990, 1992-1993
* Sierra, Moisés.....	2015
* Silverio, Luis.....	1978, 1980, 1982
* Simmons, Doug.....	1994
* Simpson, Wayne.....	1973
* Singer, Brady.....	2021-2022
* Sinnerud, Mike.....	1969
* Sisco, Andy.....	2006
* Sisco, Steve.....	1995, 1997-1997
* Sisk, Brandon.....	2011-2012
* Sisk, Evan.....	2023
* Skoglund, Eric.....	2017-2019, 2022
* Skrable, Pat.....	1970
* Skrmetta, Matt.....	2002
* Slaughter, Don.....	1981-1982
* Smith, Charles.....	1974

* Smith, Dar.....	1990-1991
* Smith, Jason.....	2008
* Smith, Lonnie.....	1987
* Smith, Toby.....	1997
* Smith, Tommy.....	1969
* Smith, Will.....	2012-2013
* Snider, Collin.....	2021-2023
* Snider, Travis.....	2016
* Snider, Van.....	1986-1987
* Snyder, Kyle.....	2003, 2005-2006
* Soler, Jorge.....	2017-2018
* Sonnier, Shawn.....	2001, 2005
* Sorrell, Billy.....	1969-1970
* Sosa, Ruben.....	2017
* Sotillet, Andrés.....	2021-2022
* Spann, Chad.....	2008
* Sparkman, Glenn.....	2018-2019
* Spehr, Tim.....	1990-1992
* Speier, Gabe.....	2019, 2021-2022
* Splittorff, Paul.....	1969-1971
* Spoljaric, Paul.....	2000
* Spratke, Ken.....	1989
* Springgs, George.....	1969-1970
* St. Clair, Daniel.....	1983-1984
* Staggs, Steve.....	1975-1976
* Standridge, Jason.....	2007
* Starkovich, Paul.....	1974
* Starling, Bubba.....	2016-2019, 2021
* Staumont, Josh.....	2017-2019, 2022-2023
* Stein, Blake.....	2000
* Stemle, Steve.....	2005
* Steph, Rod.....	1998
* Stephens, Russ.....	1981, 1983-1986
* Stephenson, Phil.....	1993
* Stewart, Andy.....	1995-1998
* Stieb, Dave.....	1993
* Stoddard, Bob.....	1987
* Stodolka, Mike.....	2008
* Stone, Ron.....	1973
* Stottlemire Jr., Mel.....	1989-1990
* Stout, Eric.....	2017-2018
* Strahm, Matt.....	2017
* Strange, Don.....	1995
* Strickland, Chad.....	1995
* Strode, Les.....	1984-1986
* Strutton, Michael.....	1984
* Stynes, Chris.....	1995-1997
* Sudakis, Bill.....	1976
* Sulbaran, Juan Carlos.....	2015
* Sullivan, John.....	1970-1971
* Sullivan, Scott.....	2005
* Suomi, John.....	2009
* Suppan, Jeff.....	2011
* Susac, Andrew.....	2019
* Sutton, Larry.....	1997, 1999
* Suzuki, Mac.....	2002
* Swaggerty, Bill.....	1987-1988
* Swarzak, Anthony.....	2021
* Sweeney, Mike.....	1996-1997, 2002-2003, 2006-2007

T (50)

* Tabor, Scott.....	1986
* Tamayo, Danny.....	2005-2007
* Tankersley, Dennis.....	2005
* Tapia, Domingo.....	2021-2022
* Taveras, Willy.....	2013
* Taylor, Carl.....	1971-1972
* Taylor, Dwight.....	1986-1987
* Taylor, Josh.....	2023
* Taylor, Michael A.....	2022
* Taylor, Samad.....	2023
* Teaford, Everett.....	2010-2013
* Teahen, Mark.....	2004-2006
* Tejada, Rob.....	2009, 2011
* Tepesch, Nick.....	2016
* Terrell, Jerry.....	1980
* Texeira, Kanekoa.....	2011
* Thomas, Andrés.....	1991
* Thompson, Brad.....	2010
* Thompson, Bubba.....	2023
* Thompson, Rich.....	1988

ALL-TIME ALPHABETICAL ROSTER

Thompson, Sean	2007
* Thomson, John	2007
* Thorman, Scott	2009-2010
* Thoop, George	1975-1978
* Thurman, Corey	2001
* Thurman, Gary	1986-1990
* Tolleson, Steven	2016
* Tomko, Brett	2014
* Tomlinson, Goef	2000
* Tonis, Mike	2000
* Torres, Dilson	1995-1996
* Torres, Ramón	2016-2018
* Torres, Rusty	1980
Toth, Robert	1995-1997
Toups, Corey	2017-2018
Tracy, Chad	2013
Tresemmer, Mike	1990
* Triggs, Andrew	2014
* Troncoso, Ramón	2014
* Truby, Chris	2005
* Tsoo, Chin-hui	2008
Tschepikow, Ben	2009
* Tucker, Eddie	1996
* Tucker, Michael	1994-1995
* Tufts, Bob	1982-1983
* Tupman, Matt	2006-2009
Turman, Jason	2003
* Turner, Chris	1998
* Turner, Matt	1998
* Twitty, Jeff	1980-1981

U (3)

* Ugueto, Luis	2005
Ullery, Dave	2001, 2003-2004
* Unroe, Tim	1999

V (26)

* Valdespino, Sandy	1970-1972
* Valencia, Danny	2014
* Valera, Julio	1996
* Valle, Hector	1971
Van Blaricom, Mark	1986
* Van Hekken, Andy	2006
* Van Poppel, Todd	1997
* Vargas, Jason	2016
Vasquez, Aguedo	1988
Vasquez, Luis	2018
* Vasto, Jerry	2018
* Vaughan, Charlie	1970
* Velázquez, Nelson	2023
* Venafro, Mike	2004
* Veneziano, Anthony	2023
* Ventura, Yordano	2013, 2015
* Veras, Dario	1999
* Verdugo, Ryan	2012-2014
* Veres, Randy	1997
Villegas, Luis	2016-2018
* Vioria, Meibrys	2021
Vindivich, Paul	1993
Vines, Jace	2017, 2021-2022
* Vitiello, Joe	1994-1999
* Vizzaino, Arodys	2022
* Voyles, Brad	2002-2004

W (63)

* Wade, Cory	2014
* Waechter, Doug	2009
* Wagner, Héctor	1991
Walker, Hugh	1990
* Walker, Jaime	1998-2000
Walker, Scott	2005
Wallace, Paxton	2023
* Walrond, Les	2003-2004
* Walter, Gene	1990
* Walters, P.J.	2014
* Walters, Zach	2017
* Ward, Jay	1971
* Warden, Jon	1969
* Warren, Mike	1986

* Washington, U L	1975-1977
* Waters, Drew	2022-2023
Wathan, Derek	2007
* Wathan, Dusty	2002
* Wathan, John	1972, 1975-1976
* Watkins, Pat	2001
* Watkins, Scott	1997
Webb, Nathan	2022
Weiss, Eric	2019
Weiss, Ryan	2022-2023
* Welchel, Don	1987-1988
* Wellman, Brad	1982
* Wengert, Don	1999
* Werth, Dennis	1982
* Wheeler, Dan	2013
* White, Frank	1973
* White, Matt	2004
Whittleman, John	2011
* Wickersham, Dave	1969
Wieser, Daniel	1982
* Wilkerson, Curt	1994
Wilkerson, Marty	1984-1986
Wilkerson, Wes	2005
* Wilkinson, Bill	1990
Willeman, Zach	2022
* Willhite, Nick	1970
* Williams, Mark	1974-1975
* Williams, Mike	1997
* Williams, Mitch	1997
* Wills, Frank	1982-1984
* Wilson, Craig	1993
* Wilson, Craig F.	2001
* Wilson, Kris	1999, 2001, 2003-2004
* Wilson, Willie	1977
* Winters, Matt	1987, 1989
* Witt Jr., Bobby	2021
* Wittgren, Nick	2023
* Wolford, Jim	1972-1973
* Wood, Blake	2010-2011, 2014
* Wood, Brandon	2013
* Wood, Mike	2005-2006
* Woods Jr., Stephen	2022
* Wotus, Ron	1987
Wright, Gary	1976-1978
* Wright, Jamey	2003-2004
* Wright, Jim	1982
* Wright, Ken	1971-1972
Wright, Matt	2007-2009
Wright, Steve	1969-1970

X (0)

Y (11)

* Yabuta, Yasuhiro	2008-2009
Yambati, Robinson	2015
* Yan, Esteban	2006
* Yarbrough, Ryan	2023
* Yarnall, Ed	2006
* Ynoa, Michael	2019
* York, Jim	1970
* Young, Curt	1992
* Young, Ernie	1998
* Young, Kevin	1996
Yuhas, Vinnie	1982-1984

Z (11)

* Zachary, Chris	1969-1970
* Zau, Gregg	2000-2001
* Zawadzki, Lance	2011
* Zdeb, Joe	1976, 1978-1979
* Zerpa, Angel	2021-2023
* Zimmer, Kyle	2017, 2019, 2021
* Zimmerman, Jordan	2002
* Zimmerman, Mike	1997
* Zuber, Tyler	2021
* Zupcic, Bob	1996
* Zuvella, Paul	1990-1991

ALL-TIME COACHES

All-Time Managers & Coaches (1969-2024)

Includes all 19 managers and 39 coaches (alphabetical order) in franchise history. Managers and coaches in **BOLD** are members of the current coaching staff.

MANAGERS

Boles, John.....	1986
Cox, Jeff.....	1992-1994
Dent, Bucky.....	2002
Ezell, Glenn.....	1988
Funk, Frank.....	1986-1987
Gardner, Billy.....	1975-1976
Jirschele, Mike.....	1995-1997, 2003-2013, 2023-Present
Johnson, Ron.....	1998-1999
Lamont, Gene.....	1984-1985
McKeon, Jack.....	1969-1972
MacKenzie, Gordon.....	1979
Malmberg, Harry.....	1973-1974
Mizerock, John.....	2000-2001
Poldberg, Brian.....	2014-2021
Rende, Sal.....	1989-1991
Sparks, Joe.....	1980-1983
Sullivan, John.....	1977-1978
Thorman, Scott.....	2022
Wathan, John.....	1987

HITTING COACHES

Bradshaw, Terry.....	2004-2008
Buchanan, Brian.....	2018-2022
Burgmeier, Tom.....	2006-2009
Dauer, Rich.....	1993
Garrett, Adrian.....	1987
Gregg, Tommy.....	2009-2017
Herold, Bob.....	1992, 1999
Hosey, Steve.....	1998
Lelius, Scott.....	2000
Lezcano, Sixto.....	1996
Long, Kevin.....	2002-2003
Poldberg, Brian.....	1991
Poquette, Tom.....	1988-1990, 1994-1995, 2001
Rademacher, Bijan.....	2023-Present
Washington, U L.....	1996, 1998

PITCHING COACHES

Alvarez, Mike.....	1993-1997
Brewer, Mark.....	2005
Carter, Larry.....	2013-2014
Cram, Jerry.....	1980-1984
Cumberland, John.....	2002
Dubee, Rich.....	1985, 1988-1990
Funk, Frank.....	1986-1987
Hansen, Guy.....	1991
Hawkins, Andy.....	2016-2019
Henry, Doug.....	2010-2012
Horlen, Joel.....	1992
Johnson, Dane.....	2020-Present
Lance, Gary.....	1998-1999
LaRoche, Dave.....	2002-2004
Mahler, Rick.....	2000-2001
Nipper, Al.....	2015

ASSISTANT/BENCH COACHES

Keister, Tripp.....	2024-Present
LaRoche, Andy.....	2018
Lundquist, David.....	2024-Present
Nelson, Brandon.....	2021
Nelson, Chris.....	2017
Noworyta David.....	2023-Present
Peña Jr., Tony.....	2020
Powers, Ryan.....	2022
Shields, Tommy.....	2022

All-Time Field Staffs (1969-2024)

1969	
Manager.....	Jack McKeon
1970	
Manager.....	Jack McKeon
1971	
Manager.....	Jack McKeon
1972	
Manager.....	Jack McKeon
1973	
Manager.....	Harry Malmberg
1974	
Manager.....	Harry Malmberg
1975	
Manager.....	Billy Gardner
1976	
Manager.....	Billy Gardner
1977	
Manager.....	John Sullivan
1978	
Manager.....	John Sullivan
1979	
Manager.....	Gordon MacKenzie
1980	
Manager.....	Joe Sparks
Pitching Coach.....	Jerry Cram
1981	
Manager.....	Joe Sparks
Pitching Coach.....	Jerry Cram
1982	
Manager.....	Joe Sparks
Pitching Coach.....	Jerry Cram
1983	
Manager.....	Joe Sparks
Pitching Coach.....	Jerry Cram
1984	
Manager.....	Gene Lamont
Pitching Coach.....	Jerry Cram
1985	
Manager.....	Gene Lamont
Pitching Coach.....	Rich Dubee
1986	
Manager.....	John Boles/Frank Funk
Pitching Coach.....	Frank Funk
1987	
Manager.....	John Wathan/Frank Funk
Pitching Coach.....	Frank Funk
Hitting Coach.....	Adrian Garrett
1988	
Manager.....	Glenn Ezell
Hitting Coach.....	Tom Poquette
Pitching Coach.....	Rich Dubee
1989	
Manager.....	Sal Rende
Hitting Coach.....	Tom Poquette
Pitching Coach.....	Rich Dubee
1990	
Manager.....	Sal Rende
Hitting Coach.....	Tom Poquette
Pitching Coach.....	Rich Dubee
1991	
Manager.....	Sal Rende
Hitting Coach.....	Brian Poldberg
Pitching Coach.....	Guy Hansen
1992	
Manager.....	Jeff Cox
Hitting Coach.....	Bob Herold
Pitching Coach.....	Joel Horlen

ALL-TIME COACHES

1993 Manager Jeff Cox Hitting Coach Rich Dauer Pitching Coach Mike Alvarez	2010 Manager Mike Jirschele Hitting Coach Tommy Gregg Pitching Coach Doug Henry
1994 Manager Jeff Cox Hitting Coach Tom Poquette Pitching Coach Mike Alvarez	2011 Manager Mike Jirschele Hitting Coach Tommy Gregg Pitching Coach Doug Henry
1995 Manager Mike Jirschele Hitting Coach Tom Poquette Pitching Coach Mike Alvarez	2012 Manager Mike Jirschele Hitting Coach Tommy Gregg Pitching Coach Doug Henry
1996 Manager Mike Jirschele Hitting Coach Sixto Lezcano Pitching Coach Mike Alvarez	2013 Manager Mike Jirschele Hitting Coach Tommy Gregg Pitching Coach Larry Carter
1997 Manager Mike Jirschele Hitting Coach U L Washington Pitching Coach Mike Alvarez	2014 Manager Brian Poldberg Hitting Coach Tommy Gregg Pitching Coach Larry Carter
1998 Manager Ron Johnson Pitching Coach Gary Lance	2015 Manager Brian Poldberg Hitting Coach Tommy Gregg Pitching Coach Al Nipper
1999 Manager Ron Johnson Hitting Coach Bob Herold Pitching Coach Gary Lance	2016 Manager Brian Poldberg Hitting Coach Tommy Gregg Pitching Coach Andy Hawkins
2000 Manager John Mizerock Hitting Coach Scott Leius Pitching Coach Rick Mahler	2017 Manager Brian Poldberg Hitting Coach Tommy Gregg Pitching Coach Andy Hawkins Assistant Coach Chris Nelson
2001 Manager John Mizerock Hitting Coach Tom Poquette Pitching Coach Rick Mahler	2018 Manager Brian Poldberg Hitting Coach Brian Buchanan Pitching Coach Andy Hawkins Assistant Coach Andy LaRoche
2002 Manager Bucky Dent Hitting Coach Kevin Long Pitching Coach John Cumberland/Dave LaRoche	2019 Manager Brian Poldberg Hitting Coach Brian Buchanan Pitching Coach Andy Hawkins
2003 Manager Mike Jirschele Hitting Coach Kevin Long Pitching Coach Dave LaRoche	2020 Manager Brian Poldberg Hitting Coach Brian Buchanan Pitching Coach Dane Johnson Bench Coach Tony Peña Jr.
2004 Manager Mike Jirschele Hitting Coach Kevin Long Pitching Coach Dave LaRoche	2021 Manager Brian Poldberg Hitting Coach Brian Buchanan Pitching Coach Dane Johnson Development Coach Brandon Nelson
2005 Manager Mike Jirschele Hitting Coach Kevin Long Pitching Coach Mike Brewer	2022 Manager Scott Thorman Hitting Coach Brian Buchanan Pitching Coach Dane Johnson Bench Coach Tommy Shields Assistant Hitting Coach Ryan Powers
2006 Manager Mike Jirschele Hitting Coach Terry Bradshaw Pitching Coach Tom Burgmeier	2023 Manager Mike Jirschele Hitting Coach Bijan Rademacher Pitching Coach Dane Johnson Bench Coach David Noworyta
2007 Manager Mike Jirschele Hitting Coach Terry Bradshaw Pitching Coach Tom Burgmeier	2024 Manager Mike Jirschele Hitting Coach Bijan Rademacher Pitching Coach Dane Johnson Assistant Hitting Coach David Noworyta Assistant Pitching Coach David Lundquist Assistant Coach Tripp Keister
2008 Manager Mike Jirschele Hitting Coach Terry Bradshaw Pitching Coach Tom Burgmeier	
2009 Manager Mike Jirschele Hitting Coach Tommy Gregg Pitching Coach Tom Burgmeier	

OMAHA PLAYERS TO BECOME OMAHA MANAGER

PLAYER/MANAGER	SEASONS AS PLAYER (GAMES PLAYED)	SEASONS AS MANAGER
John Wathan	1972, 1975-1976 (146)	1987
Ron Johnson	1981-1983 (329)	1998-1999
Jeff Cox	1982-1983 (74)	1992-1994
Brian Poldberg	1983-1985 (179)	2014-2021
Mike Jirschele	1988-1989 (22)	1995-1997, 2003-2013, 2023-Present
Scott Thorman	2009-2010 (222)	2022

OMAHA MLB ALUMNI

331 players have gone on to make their MLB debuts after playing for Omaha and are considered to be an "Omaha Alum." Each is listed below, in order of their MLB debut.

#	PLAYER	SEASON(S) WITH OMAHA	DEBUT AGE	MLB PLAYER #	DEBUT TEAM	MLB DEBUT DATE	DEBUT GAME RESULTS
1.	Dennis Paepke (C/1B/OF)	1969-70, 1972-74	24y 046d	12,841	Kansas City	6/2/1969 vs. WSA	3 AB, 0 H, 0 HR, 0 RBI, 0 SB
2.	Don O'Riley (RHP)	1969-70	24y 100d	12,857	Kansas City	6/20/1969 @ SEP	2.0 IP, 0 H, 1 SO, 1 BB, 0 ER
3.	Fred Rico (3B/OF)	1969-70	25y 059d	12,889	Kansas City	9/1/1969 vs. DET	4 AB, 2 H, 0 HR, 0 RBI, 0 SB
4.	Scott Northey (OF)	1969-70	22y 322d	12,896	Kansas City	9/2/1969 vs. DET	5 AB, 1 H, 0 HR, 0 RBI, 0 SB
5.	Fran Healy (C)	1969-70	22y 362d	12,902	Kansas City	9/3/1969 vs. DET	4 AB, 2 H, 0 HR, 0 RBI, 0 SB
6.	Jerry Cram (RHP)	1969-72, 1976-81	21y 268d	12,903	Kansas City	9/3/1969 vs. DET	2.0 IP, 2 H, 1 SO, 1 BB, 0 ER
7.	Al Fitzmorris (RHP)	1969, 1973	23y 171d	12,920	Kansas City	9/8/1969 @ OAK	3.0 IP, 0 H, 0 SO, 0 BB, 0 ER,W
8.	Rich Severson (INF)	1969, 1972	25y 082d	12,977	Kansas City	4/10/1970 vs. CAL	3 AB, 1 H, 0 HR, 0 RBI, 0 SB
9.	Jim York (RHP)	1970	23y 025d	13,093	Kansas City	9/21/1970 @ CWS	4.2 IP, 3 H, 5 SO, 1 BB, 1 ER,W
10.	Paul Splittorff (LHP)	1969-71	23y 025d	13,095	Kansas City	9/23/1970 @ CWS	7.0 IP, 10 H, 8 SO, 3 BB, 3 ER, L
11.	Lance Clemons (LHP)	1970-71	24y 037d	13,165	Kansas City	8/12/1971 @ WSA	2.0 IP, 1 H, 1 SO, 1 BB, 0 ER
12.	Monty Montgomery (RHP)	1970-73	25y 013d	13,200	Kansas City	9/14/1971 vs. OAK	3.0 IP, 4 H, 4 SO, 0 BB, 0 ER,W
13.	Norm Angelini (LHP)	1972-73, 1975	24y 302d	13,258	Kansas City	7/22/1972 vs. BAL	1.1 IP, 1 H, 1 SO, 1 BB, 1 ER,W
14.	Jim Wolfhard (INF/OF)	1972-73	21y 186d	13,276	Kansas City	9/1/1972 @ BOS	0 AB, 0 H, 0 HR, 0 RBI, 0 SB
15.	Steve Busby (RHP)	1972, 1978, 1980	22y 345d	13,305	Kansas City	9/8/1972 vs. MIN	9.0 IP, 5 H, 7 SO, 2 BB, 2 ER,W
16.	Keith Marshall (OF)	1972-75	21y 279d	13,341	Kansas City	4/7/1973 @ CAL	1 AB, 1 H, 0 HR, 2 RBI, 0 SB
17.	Doug Bird (RHP)	1972-73	23y 055d	13,357	Kansas City	4/29/1973 @ DET	0.2 IP, 0 H, 1 SO, 0 BB, 0 ER
18.	Frank White (2B/SS)	1973	22y 281d	13,368	Kansas City	6/12/1973 @ BAL	1 AB, 0 H, 0 HR, 0 RBI, 0 SB
19.	Mark Littell (RHP)	1973-75	20y 148d	13,370	Kansas City	6/14/1973 @ BAL	6.1 IP, 7 H, 2 SO, 2 BB, 1 ER,W
20.	George Brett (3B)	1973-74	20y 079d	13,402	Kansas City	8/2/1973 @ CWS	4 AB, 1 H, 0 HR, 0 RBI, 0 SB
21.	Barry Raziano (RHP)	1973	26y 194d	13,415	Kansas City	8/18/1973 @ BOS	1.2 IP, 3 H, 0 SO, 1 BB, 2 ER
22.	Tom Poquette (OF)	1973-74	21y 306d	13,423	Kansas City	9/1/1973 vs. OAK	0 AB, 0 H, 0 HR, 0 RBI, 0 SB
23.	Frank Ortenzio (1B)	1972-76	22y 197d	13,446	Kansas City	9/9/1973 vs. CAL	2 AB, 0 H, 0 HR, 0 RBI, 0 SB
24.	Dennis Leonard (RHP)	1974-75, 1982	23y 119d	13,552	Kansas City	9/4/1974 vs. CWS	2.0 IP, 1 H, 0 SO, 0 BB, 0 ER
25.	Gary Martz (1B/OF)	1975-77	24y 179d	13,664	Kansas City	7/8/1975 vs. MIL	1 AB, 0 H, 0 HR, 0 RBI, 0 SB
26.	Bob McClure (LHP)	1974	23y 106d	13,680	Kansas City	8/13/1975 @ BAL	1.0 IP, 0 H, 1 SO, 1 BB, 0 ER
27.	Jamie Quirk (INF/C)	1974-75, 1985	20y 317d	13,695	Kansas City	9/4/1975 @ CWS	0 AB, 0 H, 0 HR, 0 RBI, 0 SB
28.	George Throop (RHP)	1975-78	24y 287d	13,705	Kansas City	9/7/1975 @ CAL	0.2 IP, 0 H, 1 SO, 0 BB, 0 ER,SV
29.	Johnathan C/OF	1972, 1975-76	26y 235d	13,760	Kansas City	5/26/1976 @ TEX	1 AB, 0 H, 0 HR, 0 RBI, 0 SB
30.	Ruppert Jones (OF)	1975-76	21y 142d	13,781	Kansas City	8/1/1976 vs. TEX	4 AB, 1 H, 0 HR, 1 RBI, 0 SB
31.	Tom Bruno (RHP)	1974-76	23y 188d	13,782	Kansas City	8/1/1976 vs. TEX	3.2 IP, 5 H, 2 SO, 1 BB, 1 ER
32.	Al Autry (RHP)	1973-75	24y 199d	13,828	Atlanta	9/14/1976 vs. HOU	5.0 IP, 4 H, 3 SO, 3 BB, 3 ER,W
33.	Joe Zdeb (OF)	1976, 1978-79	23y 284d	13,847	Kansas City	4/7/1977 @ DET	4 AB, 1 H, 0 HR, 0 RBI, 0 SB
34.	Sheldon Mallory (OF)	1976	23y 268d	13,868	Oakland	4/10/1977 vs. MIN	2 AB, 0 H, 0 HR, 0 RBI, 0 SB
35.	Mark Williams (OF)	1974-75	23y 296d	13,893	Oakland	5/20/1977 vs. SEA	1 AB, 0 H, 0 HR, 0 RBI, 0 SB
36.	Steve Staggs (2B)	1975-76	26y 056d	13,909	Toronto	7/1/1977 vs. TEX	5 AB, 2 H, 1 HR, 2 RBI, 0 SB
37.	U L Washington (SS/2B)	1975-77	23y 314d	13,957	Kansas City	9/6/1977 @ SEA	0 AB, 0 H, 0 HR, 0 RBI, 0 SB
38.	Randy McGilberry (RHP)	1977-80	23y 312d	13,958	Kansas City	9/6/1977 @ SEA	2.0 IP, 2 H, 0 SO, 0 BB, 0 ER
39.	Clint Hurdle (INF/OF)	1977, 1979	20y 050d	13,994	Kansas City	9/18/1977 vs. SEA	3 AB, 1 H, 1 HR, 2 RBI, 0 SB
40.	Gary Lance (RHP)	1975-78	29y 007d	14,002	Kansas City	9/28/1977 @ OAK	2.0 IP, 2 H, 0 SO, 2 BB, 1 ER, L
41.	Rich Gale (RHP)	1977-78	24y 101d	14,035	Kansas City	4/30/1978 vs. MIL	7.0 IP, 6 H, 4 SO, 1 BB, 0 ER,W
42.	Luis Silverio (OF)	1978, 1980, 1982	21y 321d	14,119	Kansas City	9/9/1978 @ CAL	0 AB, 0 H, 0 HR, 0 RBI, 0 SB
43.	Dave Cripe (3B)	1976-79	27y 156d	14,123	Kansas City	9/10/1978 @ CAL	1 AB, 1 H, 0 HR, 1 RBI, 0 SB
44.	Jim Gaudet (C)	1978-81	23y 099d	14,124	Kansas City	9/10/1978 @ CAL	1 AB, 0 H, 0 HR, 0 RBI, 0 SB
45.	Charlie Beamon (1B/OF)	1977	24y 281d	14,129	Seattle	9/11/1978 vs. MIL	1 AB, 0 H, 0 HR, 0 RBI, 0 SB
46.	Bill Paschall (RHP)	1978-81	24y 151d	14,138	Kansas City	9/20/1978 vs. MIL	7.0 IP, 6 H, 4 SO, 0 BB, 3 ER, L
47.	Renie Martin (RHP)	1978-79, 1985-86	23y 252d	14,180	Kansas City	5/9/1979 @ TEX	1.1 IP, 2 H, 0 SO, 0 BB, 1 ER,SV
48.	Dan Quisenberry (RHP)	1979	26y 151d	14,205	Kansas City	7/8/1979 vs. CWS	2.2 IP, 2 H, 0 SO, 0 BB, 0 ER
49.	Gary Christenson (LHP)	1978-81	26y 119d	14,232	Kansas City	9/1/1979 @ NYY	2.0 IP, 4 H, 2 SO, 1 BB, 3 ER
50.	Germán Barranca (INF)	1978-80	22y 318d	14,233	Kansas City	9/2/1979 @ NYY	1 AB, 0 H, 0 HR, 0 RBI, 1 SB
51.	Craig Eaton (RHP)	1978-79	24y 363d	14,239	Kansas City	9/5/1979 @ MIN	1.0 IP, 0 H, 1 SO, 0 BB, 0 ER
52.	Bob Detherage (OF)	1978-81	25y 204d	14,283	Kansas City	4/11/1980 vs. DET	3 AB, 1 H, 0 HR, 1 RBI, 0 SB
53.	Jeff Twitty (LHP)	1980-81	22y 238d	14,331	Kansas City	7/5/1980 vs. SEA	2.1 IP, 3 H, 1 SO, 0 BB, 1 ER,W
54.	Onix Concepción (INF)	1980-81, 1986	22y 330d	14,357	Kansas City	8/30/1980 vs. TEX	0 AB, 0 H, 0 HR, 0 RBI, 0 SB
55.	Manny Castillo (INF)	1980-81	23y 153d	14,366	Kansas City	9/1/1980 vs. MIL	0 AB, 0 H, 0 HR, 0 RBI, 0 SB
56.	Ken Phelps (1B)	1979-81	26y 045d	14,410	Kansas City	9/20/1980 vs. OAK	1 AB, 0 H, 0 HR, 0 RBI, 0 SB
57.	Danny Garcia (1B/OF)	1980-81	26y 362d	14,451	Kansas City	4/26/1981 @ MIL	1 AB, 0 H, 0 HR, 0 RBI, 0 SB
58.	Darryl Motley (OF)	1981-82, 1986	21y 201d	14,472	Kansas City	8/10/1981 @ BAL	5 AB, 1 H, 0 HR, 0 RBI, 0 SB
59.	Atlee Hammaker (LHP)	1981	23y 201d	14,479	Kansas City	8/13/1981 @ BAL	4.0 IP, 4 H, 2 SO, 0 BB, 0 ER
60.	Pat Sheridan (OF)	1981-83, 1985	23y 025d	14,549	Kansas City	9/16/1981 @ CAL	0 AB, 0 H, 0 HR, 0 RBI, 0 SB
61.	Tim Ireland (INF)	1978-82	28y 190d	14,553	Kansas City	9/20/1981 vs. SEA	0 AB, 0 H, 0 HR, 0 RBI, 0 SB
62.	Jeff Schattinger (RHP)	1980-81	25y 331d	14,555	Kansas City	9/21/1981 @ MIN	3.0 IP, 2 H, 1 SO, 1 BB, 0 ER
63.	Greg Keatley (C)	1981-82	28y 015d	14,561	Kansas City	9/27/1981 vs. SEA	0 AB, 0 H, 0 HR, 0 RBI, 0 SB
64.	Kelly Heath (INF)	1980-83	24y 228d	14,585	Kansas City	4/20/1982 @ DET	1 AB, 0 H, 0 HR, 0 RBI, 0 SB
65.	Bill Laskey (RHP)	1980-81, 1989	24y 124d	14,586	San Francisco	4/23/1982 vs. LAD	0.2 IP, 1 H, 0 SO, 1 BB, 0 ER
66.	Keith Creel (RHP)	1981-84	23y 110d	14,604	Kansas City	5/25/1982 @ CWS	5.2 IP, 5 H, 1 SO, 4 BB, 4 ER,W
67.	Steve Hammond (OF)	1982-84	25y 050d	14,620	Kansas City	6/28/1982 vs. OAK	3 AB, 2 H, 0 HR, 0 RBI, 0 SB
68.	Don Slaught (C)	1981-82	23y 298d	14,624	Kansas City	7/6/1982 vs. BOS	5 AB, 2 H, 0 HR, 0 RBI, 0 SB
69.	Derek Botelho (RHP)	1982-83, 1987	25y 350d	14,631	Kansas City	7/18/1982 @ BOS	7.0 IP, 3 H, 3 SO, 1 BB, 0 ER,W
70.	Brad Wellman (INF)	1982	23y 018d	14,659	San Francisco	9/4/1982 vs. STL	1 AB, 0 H, 0 HR, 0 RBI, 0 SB

OMAHA MLB ALUMNI

#	PLAYER	SEASON(S) WITH OMAHA	DEBUT AGE	MLB PLAYER #	DEBUT TEAM	MLB DEBUT DATE	DEBUT GAME RESULTS
71.	Mark Ryal (OF/1B)	1981-84	22y 010d	14,672	Kansas City	9/7/1982 @ SEA	3 AB, 1 H, 0 HR, 0 RBI, 0 SB
72.	Ron Johnson (1B)	1981-83	26y 173d	14,682	Kansas City	9/12/1982 vs. MIN	0 AB, 0 H, 0 HR, 0 RBI, 0 SB
73.	Buddy Biancalana (INF)	1982-84, 1987-88	22y 222d	14,683	Kansas City	9/12/1982 vs. MIN	0 AB, 0 H, 0 HR, 0 RBI, 0 SB
74.	Cliff Pastornicky (INF)	1983-84	24y 208d	14,755	Kansas City	6/14/1983 @ MIN	4 AB, 0 H, 0 HR, 0 RBI, 0 SB
75.	Frank Willis (RHP)	1982-84	24y 278d	14,783	Kansas City	7/31/1983 @ DET	4.0 IP, 3 H, 6 SO, 5 BB, 1 ER
76.	Mark Huismann (RHP)	1983-85, 1991-92	25y 097d	14,795	Kansas City	8/16/1983 vs. DET	1.1 IP, 1 H, 1 SO, 0 BB, 0 ER,W
77.	Butch (Wallace) Davis (OF)	1983-85	25y 065d	14,799	Kansas City	8/23/1983 vs. CWS	4 AB, 1 H, 0 HR, 1 RBI, 0 SB
78.	Danny Jackson (LHP)	1983-84	21y 249d	14,843	Kansas City	9/11/1983 @ MIN	3.0 IP, 1 H, 5 SO, 1 BB, 0 ER,W
79.	Jim Scranton (INF)	1984-86	24y 153d	14,964	Kansas City	9/5/1984 vs. MIN	0 AB, 0 H, 0 HR, 0 RBI, 0 SB
80.	Dave Leeper (OF)	1983-85	24y 316d	14,976	Kansas City	9/10/1984 @ MIN	1 AB, 0 H, 0 HR, 0 RBI, 0 SB
81.	Bob Hegman (INF)	1983, 1985-86	27y 163d	15,070	Kansas City	8/8/1985 vs. DET	0 AB, 0 H, 0 HR, 0 RBI, 0 SB
82.	Tony Ferreira (LHP)	1984-85, 1990	22y 348d	15,116	Kansas City	9/17/1985 vs. SEA	2.0 IP, 0 H, 1 SO, 1 BB, 0 ER
83.	Scott Bankhead (RHP)	1986	22y 010d	15,167	Kansas City	5/25/1986 vs. SEA	4.0 IP, 2 H, 5 SO, 1 BB, 0 ER,W
84.	David Cone (RHP)	1985-86	23y 157d	15,182	Kansas City	6/8/1986 vs. MIN	1.0 IP, 3 H, 0 SO, 0 BB, 1 ER
85.	Mike Brewer (OF)	1982-84, 1986	26y 230d	15,184	Kansas City	6/11/1986 vs. SEA	3 AB, 0 H, 0 HR, 0 RBI, 0 SB
86.	Mike Kingery (OF)	1985-86, 1993	25y 100d	15,199	Kansas City	7/7/1986 vs. BAL	4 AB, 2 H, 0 HR, 0 RBI, 0 SB
87.	John Morris (OF)	1984-85	25y 163d	15,216	St. Louis	8/5/1986 vs. PHI	2 AB, 0 H, 0 HR, 0 RBI, 0 SB
88.	Kevin Seitzer (INF)	1986	24y 161d	15,240	Kansas City	9/3/1986 vs. CWS	5 AB, 2 H, 0 HR, 1 RBI, 0 SB
89.	Rondin Johnson (INF)	1984-88	27y 261d	15,244	Kansas City	9/3/1986 vs. CWS	3 AB, 2 H, 0 HR, 0 RBI, 0 SB
90.	Bill Pecota (INF)	1985-87, 1988-90	26y 215d	15,279	Kansas City	9/19/1986 @ SEA	1 AB, 0 H, 0 HR, 0 RBI, 0 SB
91.	Mike Macfarlane (C)	1987-88	23y 102d	15,369	Kansas City	7/23/1987 @ BAL	0 AB, 0 H, 0 HR, 0 RBI, 0 SB
92.	John Davis (RHP)	1986-87	24y 200d	15,370	Kansas City	7/24/1987 @ BAL	1.0 IP, 0 H, 0 SO, 2 BB, 0 ER
93.	Gary Thurman (OF)	1986-90	22y 291d	15,388	Kansas City	8/30/1987 @ CWS	4 AB, 1 H, 0 HR, 0 RBI, 1 SB
94.	Israel Sánchez (LHP)	1986-88	24y 322d	15,500	Kansas City	7/7/1988 vs. MIL	1.0 IP, 2 H, 0 SO, 0 BB, 2 ER
95.	Van Snider (OF)	1986-87	25y 022d	15,530	Cincinnati	9/2/1988 @ CHC	1 AB, 0 H, 0 HR, 0 RBI, 0 SB
96.	Luis de los Santos (1B/3B)	1987-90	21y 253d	15,555	Kansas City	9/7/1988 vs. CAL	3 AB, 0 H, 0 HR, 0 RBI, 0 SB
97.	Tom Gordon (RHP)	1986-88	20y 295d	15,558	Kansas City	9/8/1988 vs. OAK	2.0 IP, 0 H, 2 SO, 0 BB, 0 ER
98.	Jose de Jesus (RHP)	1988-89, 1994-95	23y 247d	15,561	Kansas City	9/9/1988 vs. OAK	2.0 IP, 4 H, 1 SO, 3 BB, 5 ER, L
99.	Matt Winters (OF)	1987, 1989	29y 073d	15,619	Kansas City	5/30/1989 vs. MIN	1 AB, 1 H, 0 HR, 0 RBI, 0 SB
100.	Kevin Appier (RHP)	1989-90, 1998, 2004	21y 180d	15,626	Kansas City	6/4/1989 @ CAL	5.1 IP, 8 H, 3 SO, 4 BB, 4 ER, L
101.	Rick Luecken (RHP)	1988-89	28y 203d	15,629	Kansas City	6/6/1989 @ SEA	2.0 IP, 2 H, 1 SO, 1 BB, 0 ER
102.	Jeff Schulz (OF)	1986-90	28y 092d	15,694	Kansas City	9/2/1989 @ TEX	1 AB, 1 H, 0 HR, 0 RBI, 0 SB
103.	Terry Shumpert (2B/LF)	1989-90, 1992-93	23y 258d	15,761	Kansas City	5/1/1990 vs. MIL	3 AB, 1 H, 0 HR, 0 RBI, 0 SB
104.	Mel Stottlemire Jr. (RHP)	1989-90	26y 201d	15,801	Kansas City	7/17/1990 @ NYY	1.0 IP, 2 H, 0 SO, 1 BB, 3 ER
105.	Luis Encarnación (RHP)	1989-91	26y 280d	15,808	Kansas City	7/27/1990 vs. BAL	3.0 IP, 1 H, 3 SO, 0 BB, 1 ER
106.	Jim Campbell (LHP)	1990, 1992-93	24y 094d	15,836	Kansas City	8/21/1990 vs. MIN	4.0 IP, 10 H, 1 SO, 0 BB, 7 ER
107.	Dar Smith (RHP)	1990-91	30y 051d	15,890	Kansas City	9/18/1990 @ MIN	0.2 IP, 0 H, 0 SO, 0 BB, 0 ER
108.	José Escobar (INF)	1989	30y 165d	15,913	Cleveland	4/13/1991 @ BOS	0 AB, 0 H, 0 HR, 0 RBI, 0 SB
109.	Mike Magnante (LHP)	1990-91, 1993, 1995-96	25y 309d	15,922	Kansas City	4/22/1991 @ CLE	3.0 IP, 4 H, 2 SO, 2 BB, 2 ER
110.	Chito Martinez (OF)	1987, 1990	25y 198d	15,980	Baltimore	7/5/1991 @ NYY	5 AB, 1 H, 0 HR, 0 RBI, 0 SB
111.	Tim Spehr (C)	1990-92	25y 016d	15,987	Kansas City	7/18/1991 vs. BAL	2 AB, 0 H, 0 HR, 1 RBI, 0 SB
112.	Harvey Pulliam (OF)	1989-93	23y 294d	16,014	Kansas City	8/10/1991 vs. CLE	2 AB, 1 H, 0 HR, 0 RBI, 0 SB
113.	Joel Johnston (RHP)	1990-92	24y 181d	16,045	Kansas City	9/5/1991 @ CWS	3.0 IP, 2 H, 4 SO, 0 BB, 0 ER
114.	Bobby Moore (OF)	1991	25y 313d	16,047	Kansas City	9/5/1991 @ CWS	1 AB, 0 H, 0 HR, 0 RBI, 0 SB
115.	Stu Cole (2B/SS)	1991-92	25y 210d	16,049	Kansas City	9/5/1991 @ CWS	1 AB, 0 H, 0 HR, 0 RBI, 0 SB
116.	Jorge Pedre (C/1B)	1991-92	24y 330d	16,056	Kansas City	9/7/1991 @ BAL	2 AB, 0 H, 0 HR, 0 RBI, 0 SB
117.	Jacob Brumfield (OF)	1990-91	26y 315d	16,095	Cincinnati	4/6/1992 vs. SDP	0 AB, 0 H, 0 HR, 0 RBI, 0 SB
118.	Victor Cole (RHP)	1991	24y 135d	16,145	Pittsburgh	6/6/1992 vs. NYM	1.1 IP, 3 H, 0 SO, 4 BB, 4 ER
119.	Kevin Koslowski (OF)	1991-94	25y 278d	16,155	Kansas City	5/28/1992 @ BAL	5 AB, 3 H, 0 HR, 1 RBI, 0 SB
120.	Steve Shifflett (RHP)	1992-94	26y 180d	16,157	Kansas City	7/3/1992 vs. MIL	0.1 IP, 0 H, 0 SO, 0 BB, 0 ER
121.	Dennis Moeller (LHP)	1990-92, 1994	24y 317d	16,185	Kansas City	7/28/1992 @ TOR	4.1 IP, 4 H, 0 SO, 2 BB, 3 ER, L
122.	Phil Hiatt (INF/OF)	1992-95	23y 341d	16,265	Kansas City	4/7/1993 vs. BOS	2 AB, 0 H, 0 HR, 0 RBI, 0 SB
123.	Enrique Burgos (LHP)	1993-94	27y 281d	16,364	Kansas City	7/15/1993 @ TOR	0.0 IP, 1 H, 0 SO, 0 BB, 2 ER, L
124.	Bob Hamelin (1B)	1990-93, 1995-96	25y 287d	16,440	Kansas City	9/12/1993 vs. NYY	1 AB, 0 H, 0 HR, 0 RBI, 0 SB
125.	Michael Tucker (OF)	1994-95	23y 305d	16,577	Kansas City	4/26/1995 vs. BAL	3 AB, 1 H, 0 HR, 0 RBI, 0 SB
126.	Joe Vitiello (3B/2B)	1994-99	25y 018d	16,614	Kansas City	4/29/1995 vs. NYY	1 AB, 0 H, 0 HR, 0 RBI, 0 SB
127.	Joe Randa (INF/OF)	1994-96	25y 133d	16,632	Kansas City	4/30/1995 vs. NYY	3 AB, 0 H, 0 HR, 0 RBI, 0 SB
128.	Chris Stynes (INF/OF)	1995-97	22y 120d	16,660	Kansas City	5/19/1995 vs. OAK	0 AB, 0 H, 0 HR, 0 RBI, 0 SB
129.	Jim Pittsley (RHP)	1994-96, 1999-2000	21y 050d	16,666	Kansas City	5/23/1995 @ TOR	3.1 IP, 17 H, 0 SO, 1 BB, 5 ER
130.	Les Norman (1B)	1994-96, 1999-2000	26y 093d	16,670	Kansas City	5/29/1995 vs. TEX	1 AB, 0 H, 0 HR, 0 RBI, 0 SB
131.	Edgar Cáceres (INF)	1994-95	31y 002d	16,689	Kansas City	6/8/1995 @ TEX	1 AB, 1 H, 0 HR, 0 RBI, 0 SB
132.	Brent Cookson (OF)	1995	25y 339d	16,756	Kansas City	8/12/1995 vs. SEA	2 AB, 1 H, 0 HR, 2 RBI, 0 SB
133.	Dwayne Hosey (OF)	1994-95	28y 174d	16,766	Boston	9/1/1995 vs. CAL	0 AB, 0 H, 0 HR, 0 RBI, 0 SB
134.	Rick Huisman (RHP)	1995-97	26y 110d	16,782	Kansas City	9/4/1995 vs. TOR	2.0 IP, 2 H, 3 SO, 0 BB, 1 ER
135.	Rodney Myers (RHP)	1995	26y 282d	16,827	Chicago (NL)	4/3/1996 vs. CHC	2.0 IP, 2 H, 1 SO, 0 BB, 0 ER
136.	Jose Rosado (LHP)	1996	21y 216d	16,901	Kansas City	6/12/1996 vs. CAL	6.0 IP, 4 H, 5 SO, 4 BB, 2 ER
137.	Brian Bevil (RHP)	1995-98	24y 286d	16,906	Kansas City	6/17/1996 @ MIL	3.0 IP, 3 H, 2 SO, 3 BB, 3 ER
138.	Rod Myers (OF)	1996-98	23y 159d	16,907	Kansas City	6/21/1996 @ BAL	1 AB, 0 H, 0 HR, 0 RBI, 0 SB
139.	Jaime Bluma (RHP)	1995-96, 1998-2000	24y 083d	16,947	Kansas City	8/9/1996 @ CAL	1.0 IP, 3 H, 0 SO, 0 BB, 1 ER
140.	Mike Fyhrie (RHP)	1994-95, 2003	26y 280d	17,000	New York (NL)	9/14/1996 vs. ATL	2.0 IP, 2 H, 0 SO, 1 BB, 1 ER
141.	Shane Halter (LHP)	1995-98	22y 150d	17,033	Kansas City	4/6/1997 @ MIN	8.0 IP, 4 H, 4 SO, 1 BB, 0 ER,W
142.	Glendon Rusch (INF)	1995-99	27y 149d	17,036	Kansas City	4/6/1997 @ MIN	1 AB, 0 H, 0 HR, 0 RBI, 0 SB

STORM CHASERS ORGANIZATION

2024 OMAHA STORM CHASERS

2023 SEASON IN REVIEW

PLAYER & COACH DATABASE

HISTORY & RECORDS

INTERNATIONAL LEAGUE

ROYALS ORGANIZATION

GENERAL INFORMATION

OMAHA MLB ALUMNI

#	PLAYER	SEASON(S) WITH OMAHA	DEBUT AGE	MLB PLAYER #	DEBUT TEAM	MLB DEBUT DATE	DEBUT GAME RESULTS
143.	Allen McDill (LHP)	1996-98	25y 265d	17,059	Kansas City	5/15/1997 vs. DET	1.1 IP, 2 H, 1 SO, 2 BB, 3 ER
144.	Ryan Long (OF)	1997-98	24y 163d	17,108	Kansas City	7/16/1997 @ OAK	0 AB, 0 H, 0 HR, 0 RBI, 0 SB
145.	Jed Hansen (INF)	1996-99, 2001-04	24y 344d	17,121	Kansas City	7/29/1997 vs. MIN	1 AB, 0 H, 0 HR, 0 RBI, 0 SB
146.	Larry Sutton (OF/1B)	1997, 1999	27y 095d	17,135	Kansas City	8/17/1997 @ DET	4 AB, 0 H, 0 HR, 0 RBI, 0 SB
147.	Felix Martinez (SS/2B)	1996-99	23y 108d	17,157	Kansas City	9/3/1997 @ CIN	1 AB, 0 H, 0 HR, 0 RBI, 0 SB
148.	Dan Rohrmeier (1B)	1992-93	31y 341d	17,157	Seattle	9/3/1997 vs. SD	1 AB, 0 H, 0 HR, 0 RBI, 0 SB
149.	Andy Stewart (C)	1995-98	26y 275d	17,166	Kansas City	9/6/1997 vs. CWS	0 AB, 0 H, 0 HR, 0 RBI, 0 SB
150.	Mendy López (INF)	1997-99, 2004	24y 231d	17,271	Kansas City	6/3/1998 vs. OAK	0 AB, 0 H, 0 HR, 0 RBI, 0 SB
151.	Bart Evans (RHP)	1998	27y 168d	17,281	Kansas City	6/16/1998 @ CLE	1.0 IP, 0 H, 0 SO, 0 BB, 0 ER
152.	Ramon Martinez (INF)	1996	25y 253d	17,284	San Francisco	6/20/1998 vs. SD	3 AB, 3 H, 0 HR, 0 RBI, 0 SB
153.	Tim Byrdak (LHP)	1998-2000	24y 280d	17,320	Kansas City	8/7/1998 @ NYY	0.2 IP, 1 H, 0 SO, 0 BB, 0 ER
154.	Jeremy Giambi (OF/1B)	1998-99	23y 336d	17,338	Kansas City	9/1/1988 vs. TOR	2 AB, 0 H, 0 HR, 0 RBI, 0 SB
155.	Chris Hatcher (OF)	1997-98, 2002	29y 242d	17,350	Kansas City	9/6/1998 @ ANA	2 AB, 0 H, 0 HR, 0 RBI, 0 SB
156.	Héctor Ortiz (C)	1997-98, 2000-02	28y 335d	17,376	Kansas City	9/14/1998 vs. OAK	0 AB, 0 H, 0 HR, 0 RBI, 0 SB
157.	Orber Moreno (RHP)	1999, 2001	22y 028d	17,471	Kansas City	5/25/1999 @ OAK	1.0 IP, 0 H, 0 SO, 0 BB, 0 ER
158.	Ken Ray (RHP)	1997, 1999, 2007	24y 225d	17,514	Kansas City	7/10/1999 vs. HOU	1.0 IP, 1 H, 0 SO, 0 BB, 0 ER
159.	Dan Reichert (RHP)	1998-99, 2001-02	23y 004d	17,517	Kansas City	7/16/1999 @ MIL	1.2 IP, 5 H, 1 SO, 4 BB, 7 ER
160.	Mark Quinn (OF)	1999-2002	25y 116d	17,597	Kansas City	9/14/1999 vs. MIL	4 AB, 3 H, 2 HR, 4 RBI, 0 SB
161.	Steve Sisco (INF/OF)	1995, 1997-98	30y 156d	17,653	Atlanta	5/6/2000 vs. PHI	1 AB, 0 H, 0 HR, 0 RBI, 0 SB
162.	Jeff D'Amico (RHP)	1999-2001	25y 207d	17,680	Kansas City	6/3/2000 @ PIT	1.0 IP, 0 H, 1 SO, 1 BB, 0 ER
163.	Kris Wilson (RHP)	1999, 2001, 2003-04	23y 357d	17,736	Kansas City	7/28/2000 vs. TB	2.0 IP, 2 H, 1 SO, 2 BB, 0 ER
164.	Scott Mullen (LHP)	1999-2003	25y 227d	17,763	Kansas City	8/31/2000 @ TB	0.1 IP, 0 H, 0 SO, 0 BB, 0 ER
165.	Jeff Austin (RHP)	2000-02	24y 250d	17,914	Kansas City	6/26/2001 vs. DET	1.0 IP, 0 H, 2 SO, 0 BB, 0 ER
166.	Chris George (LHP)	2000-05	21y 313d	17,932	Kansas City	7/26/2001 @ SEA	5.0 IP, 6 H, 2 SO, 2 BB, 3 ER, L
167.	Mike MacDougal (RHP)	2001-02, 2004, 2006	24y 201d	18,006	Kansas City	9/22/2001 @ CWS	4.1 IP, 6 H, 1 SO, 1 BB, 3 ER
168.	Corey Thurman (RHP)	2001	23y 151d	18,029	Toronto	4/5/2002 vs. MIN	1.2 IP, 0 H, 1 SO, 0 BB, 0 ER
169.	Nate Field (RHP)	2002-03, 2005	26y 122d	18,045	Kansas City	4/12/2002 @ CLE	0.1 IP, 1 H, 0 SO, 0 BB, 0 ER
170.	Juan Brito (C)	1999-2000, 2002-03	22y 177d	18,065	Kansas City	5/3/2002 @ BAL	3 AB, 1 H, 0 HR, 0 RBI, 0 SB
171.	Shawn Sedlacek (RHP)	2001-03	24y 354d	18,103	Kansas City	6/18/2002 @ MON	5.2 IP, 2 H, 4 SO, 1 BB, 2 ER
172.	Aaron Guiel (OF/1B)	2000-06	29y 260d	18,106	Kansas City	6/22/2002 @ NYM	1 AB, 0 H, 0 HR, 0 RBI, 0 SB
173.	Ryan Bukwich (RHP)	2002-04	24y 060d	18,115	Kansas City	7/12/2002 vs. ANA	1.2 IP, 0 H, 1 SO, 0 BB, 0 ER
174.	Kit Pellow (OF/1B)	1998-2002	28y 351d	18,145	Kansas City	8/14/2002 vs. NYY	4 AB, 0 H, 0 HR, 0 RBI, 0 SB
175.	Dusty Wathan (C)	2002	29y 033d	18,215	Kansas City	9/24/2002 vs. DET	1 AB, 1 H, 0 HR, 1 RBI, 0 SB
176.	Rontrez Johnson (OF)	2002	26y 113d	18,218	Kansas City	3/31/2003 vs. CWS	0.0 IP, 0 H, 0 HR, 0 RBI, 0 SB
177.	Kiko Calero (RHP)	2002	28y 083d	18,231	St. Louis	4/2/2003 vs. MIL	0.2 IP, 2 H, 1 SO, 1 BB, 0 ER
178.	Kyle Snyder (RHP)	2003, 2005-06	25y 234d	18,262	Kansas City	5/1/2003 @ BOS	5.0 IP, 5 H, 2 SO, 2 BB, 1 ER
179.	Jason Gilfillan (RHP)	2000, 2002-03	26y 258d	18,271	Kansas City	5/16/2003 vs. TOR	1.0 IP, 5 H, 2 SO, 1 BB, 4 ER
180.	Carlos Méndez (1B)	1998-99	28y 338d	18,274	Baltimore	5/22/2003 @ ANA	2 AB, 1 H, 0 HR, 0 RBI, 0 SB
181.	Les Walrond (LHP)	2003-04	26y 213d	18,288	Kansas City	6/8/2003 @ COL	2.0 IP, 2 H, 3 SO, 1 BB, 1 ER
182.	Álex Prieto (INF)	2000-01, 2005-06	27y 037d	18,330	Minnesota	7/26/2003 @ CLE	1 AB, 0 H, 0 HR, 0 RBI, 0 SB
183.	David DeJesus (OF)	2003-04, 2006	23y 256d	18,368	Kansas City	9/2/2003 @ TEX	0 AB, 0 H, 0 HR, 0 RBI, 0 SB
184.	Justin Huisman (RHP)	2004-06	25y 009d	18,432	Kansas City	4/25/2004 vs. MIN	1.0 IP, 1 H, 0 SO, 0 BB, 0 ER
185.	Zack Greinke (RHP)	2004, 2022	20y 214d	18,457	Kansas City	5/22/2004 @ OAK	5.0 IP, 5 H, 1 SO, 1 BB, 2 ER
186.	Byron Gettis (OF)	2004	24y 075d	18,464	Kansas City	5/27/2004 vs. DET	3 AB, 0 H, 0 HR, 0 RBI, 0 SB
187.	Mike Tonis (C)	2000	25y 132d	18,482	Kansas City	6/20/2004 @ PHI	3 AB, 0 H, 0 HR, 0 RBI, 0 SB
188.	Jimmy Serrano (RHP)	2003-04	28y 090d	18,528	Kansas City	8/7/2004 vs. ANA	4.2 IP, 7 H, 3 SO, 3 BB, 4 ER
189.	Paul Phillips (C/1B)	2004-07	27y 147d	18,581	Kansas City	9/9/2004 @ DET	2 AB, 1 H, 0 HR, 0 RBI, 0 SB
190.	Mark Teahan (INF/OF)	2004-06	23y 210d	18,608	Kansas City	4/4/2005 @ DET	4 AB, 0 H, 0 HR, 0 RBI, 0 SB
191.	Joe Dillon (INF/OF)	2000	29y 289d	18,658	Florida	5/18/2005 @ LAD	4 AB, 1 H, 0 HR, 0 RBI, 0 SB
192.	Steve Stemle (RHP)	2005	28y 006d	18,667	Kansas City	5/26/2005 vs. TEX	3.0 IP, 0 H, 3 SO, 0 BB, 0 ER
193.	Rick Short (INF)	2004	23y 186d	18,689	Washington	6/10/2005 vs. SEA	1 AB, 1 H, 0 HR, 1 RBI, 0 SB
194.	J.P. Howell (LHP)	2005-06	22y 047d	18,692	Kansas City	6/11/2005 @ AZ	5.0 IP, 4 H, 8 SO, 2 BB, 1 ER, W
195.	Kevin Hooper (2B/SS)	2004	28y 214d	18,722	Detroit	7/9/2005 vs. TB	1 AB, 0 H, 0 HR, 0 RBI, 0 SB
196.	Steve Andrade (RHP)	2006	28y 084d	18,860	Kansas City	5/1/2006 @ DET	1.1 IP, 0 H, 1 SO, 0 BB, 0 ER
197.	Santiago Ramírez (RHP)	2005	27y 282d	18,886	Washington	5/24/2006 vs. HOU	1.0 IP, 0 H, 1 SO, 1 BB, 0 ER
198.	Bobby Keppel (RHP)	2006	23y 348d	18,888	Kansas City	5/25/2006 vs. DET	3.1 IP, 2 H, 4 SO, 1 BB, 1 ER
199.	Chad Santos (1B)	2005	25y 079d	18,935	San Francisco	7/16/2006 vs. PHI	1 AB, 1 H, 0 HR, 0 RBI, 0 SB
200.	Ryan Braun (RHP)	2006-07	26y 035d	18,988	Kansas City	9/2/2006 vs. CWS	1.0 IP, 1 H, 0 SO, 0 BB, 0 ER
201.	José Díaz (RHP)	2006	26y 146d	19,000	Kansas City	9/6/2006 vs. NYY	1.0 IP, 3 H, 1 SO, 2 BB, 3 ER
202.	Neal Musser (LHP)	2006-08	26y 239d	19,068	Kansas City	4/21/2007 vs. MIN	0.1 IP, 2 H, 0 SO, 0 BB, 0 ER
203.	Billy Butler (1B)	2007-08	21y 013d	19,081	Kansas City	5/1/2007 vs. LAA	4 AB, 2 H, 0 HR, 0 RBI, 0 SB
204.	Billy Buckner (RHP)	2007	23y 363d	19,187	Kansas City	8/25/2007 vs. CLE	1 AB, 1 H, 1 SO, 2 BB, 1 ER
205.	Luke Hochevar (RHP)	2007-10, 2015	23y 358d	19,226	Kansas City	9/8/2007 vs. NYY	3.0 IP, 3 H, 1 SO, 1 BB, 0 ER
206.	Brian Bass (RHP)	2006	26y 086d	19,259	Minnesota	4/1/2008 vs. LAA	1.1 IP, 3 H, 0 SO, 1 BB, 1 ER
207.	Matt Tupman (C)	2006-09	28y 175d	19,320	Kansas City	5/18/2008 @ FLA	1 AB, 1 H, 0 HR, 0 RBI, 0 SB
208.	Mike Avilés (INF)	2006-08, 2010-11	27y 077d	19,332	Kansas City	5/29/2008 vs. MIN	3 AB, 0 H, 0 HR, 0 RBI, 0 SB
209.	Carlos Rosa (RHP)	2008-10	23y 267d	19,348	Kansas City	6/14/2008 @ AZ	1.0 IP, 0 H, 1 SO, 0 BB, 0 ER
210.	Kila Ka'iahu'e (1B)	2008-11	24y 159d	19,450	Kansas City	9/4/2008 vs. OAK	0 AB, 0 H, 0 HR, 0 RBI, 0 SB
211.	Devon Lowery (RHP)	2008, 2010	25y 165d	19,454	Kansas City	9/5/2008 vs. CLE	1.0 IP, 0 H, 2 SO, 1 BB, 0 ER
212.	Jorge Padilla (OF)	2007	29y 359d	19,624	Washington	8/5/2009 vs. FLA	1 AB, 0 H, 0 HR, 0 RBI, 0 SB
213.	Dusty Hughes (LHP)	2008-09	27y 069d	19,656	Kansas City	9/6/2009 vs. LAA	4.1 IP, 1 H, 5 SO, 2 BB, 0 ER
214.	Victor Martí (RHP)	2009-10	28y 302d	19,657	Kansas City	9/6/2009 vs. LAA	1.0 IP, 1 H, 1 SO, 1 BB, 0 ER

OMAHA MLB ALUMNI

#	PLAYER	SEASON(S) WITH OMAHA	DEBUT AGE	MLB PLAYER #	DEBUT TEAM	MLB DEBUT DATE	DEBUT GAME RESULTS
215.	Blake Wood (RHP)	2010-11, 2014	24y 277d	19,738	Kansas City	5/12/2010 vs. CLE	1.0P, 1 H, 0 SO, 0 BB, 0 ER
216.	Greg Holland (RHP)	2009-11	24y 255d	19,806	Kansas City	8/2/2010 @ OAK	1.0P, 2 H, 0 SO, 2 BB, 1 ER
217.	Lucas May (C)	2010-11	25y 315d	19,843	Kansas City	9/4/2010 vs. DET	3 AB, 0 H, 0 HR, 0 RBI, 0 SB
218.	Jarrold Dyson (OF)	2010-13, 2016	26y 023d	19,856	Kansas City	9/7/2010 @ MIN	0 AB, 0 H, 0 HR, 0 RBI, 0 SB
219.	Tim Collins (LHP)	2010, 2014	21y 222d	19,890	Kansas City	3/31/2011 vs. LAA	1.0P, 1 H, 1 SO, 1 BB, 0 ER
220.	Louis Coleman (RHP)	2010-15	25y 017d	19,922	Kansas City	4/21/2011 vs. CLE	2.0P, 2 H, 1 SO, 1 BB, 0 ER
221.	Eric Hosmer (1B)	2011, 2014	21y 194d	19,935	Kansas City	5/6/2011 vs. OAK	2.1B, 0 H, 0 HR, 0 RBI, 1 SB
222.	Everett Teaford (LHP)	2010-13	27y 002d	19,944	Kansas City	5/17/2011 vs. CLE	1.1P, 2 H, 0 SO, 1 BB, 1 ER
223.	Danny Duffy (LHP)	2011, 2013-15, 2017	22y 148d	19,950	Kansas City	5/18/2011 vs. TEX	4.0P, 4 H, 4 SO, 6 BB, 2 ER
224.	Mike Moustakas (INF)	2010-11, 2014	22y 272d	19,985	Kansas City	6/10/2011 @ LAA	3 AB, 1 H, 0 HR, 0 RBI, 0 SB
225.	Manny Piña (C)	2010-11, 2013	24y 059d	20,033	Kansas City	8/3/2011 vs. BAL	4 AB, 2 H, 0 HR, 0 RBI, 0 SB
226.	Johnny Giavotella (INF)	2011-14	24y 026d	20,037	Kansas City	8/5/2011 vs. DET	3 AB, 2 H, 0 HR, 1 RBI, 1 SB
227.	Salvador Perez (C)	2011-12, 2018, 2022	21y 092d	20,044	Kansas City	8/10/2011 @ TB	3 AB, 1 H, 0 HR, 1 RBI, 0 SB
228.	Kelvin Herrera (RHP)	2011, 2013	21y 264d	20,123	Kansas City	9/21/2011 vs. DET	1.0P, 2 H, 0 SO, 0 BB, 3 ER, L
229.	Irving Falu (INF)	2004, 2009-13, 2016	28y 335d	20,174	Kansas City	5/6/2012 vs. NYY	4 AB, 2 H, 0 HR, 0 RBI, 0 SB
230.	Will Smith (LHP)	2012-13	22y 318d	20,197	Kansas City	5/23/2012 @ NYY	3.1P, 6 H, 1 SO, 1 BB, 5 ER, L
231.	Clint Robinson (1B/OF)	2011-12	27y 113d	20,219	Kansas City	6/8/2012 @ PIT	1 AB, 0 H, 0 HR, 0 RBI, 0 SB
232.	Ryan Verdugo (LHP)	2012-14	25y 098d	20,250	Kansas City	7/17/2012 vs. SEA	1.2P, 8 H, 2 SO, 2 BB, 6 ER, L
233.	David Lough (OF)	2010-13	27y 225d	20,299	Kansas City	9/1/2012 vs. MIN	5 AB, 2 H, 0 HR, 0 RBI, 0 SB
234.	Jake Odorizzi (RHP)	2012	22y 180d	20,329	Kansas City	9/23/2012 vs. CLE	5.1P, 6 H, 3 SO, 1 BB, 3 ER, L
235.	Derrick Robinson (OF)	2012	25y 189d	20,351	Cincinnati	4/5/2013 vs. WSH	1 AB, 0 H, 0 HR, 0 RBI, 0 SB
236.	Ed Lucas (INF/OF)	2008-10	31y 009d	20,412	Miami	5/30/2013 vs. TB	1 AB, 0 H, 0 HR, 0 RBI, 0 SB
237.	Will Myers (INF/OF)	2012	22y 190d	20,437	Tampa Bay	6/18/2013 @ BOS	4 AB, 0 H, 0 HR, 0 RBI, 0 SB
238.	Donnie Joseph (LHP)	2012-14	25y 252d	20,466	Kansas City	7/11/2013 @ NYY	0.1P, 1 H, 0 SO, 1 BB, 0 ER
239.	Cody Clark (C)	2007-12	31y 343d	20,515	Houston	8/23/2013 vs. TOR	1 AB, 0 H, 0 HR, 0 RBI, 0 SB
240.	Yordano Ventura (RHP)	2013, 2015	22y 106d	20,554	Kansas City	9/17/2013 vs. CLE	5.2P, 5 H, 3 SO, 2 BB, 1 ER
241.	Chris Dwyer (LHP)	2012-15	25y 167d	20,560	Kansas City	9/24/2013 @ SEA	2.0P, 2 H, 2 SO, 1 BB, 0 ER
242.	Michael Mariot (RHP)	2012-15, 2018	25y 173d	20,585	Kansas City	4/11/2014 @ MIN	2.0P, 2 H, 2 SO, 2 BB, 2 ER
243.	Justin Marks (LHP)	2012-14	26y 098d	20,594	Kansas City	4/20/2014 vs. MIN	2.0P, 4 H, 2 SO, 3 BB, 3 ER
244.	Aaron Brooks (RHP)	2014-15	24y 006d	20,611	Kansas City	5/3/2014 vs. DET	2.0P, 7 H, 2 SO, 0 BB, 6 ER
245.	Francisco Peña (C)	2014-15	24y 220d	20,631	Kansas City	5/20/2014 vs. CWS	0 AB, 0 H, 0 HR, 0 RBI, 0 SB
246.	Jamie Romak (INF/OF)	2012	28y 240d	20,636	Los Angeles (NL)	5/28/2014 vs. CIN	1 AB, 0 H, 0 HR, 0 RBI, 0 SB
247.	Wilking Rodriguez (RHP)	2014	24y 093d	20,645	Kansas City	6/3/2014 @ STL	1.0P, 0 H, 0 SO, 0 BB, 0 ER
248.	Blaine Hardy (LHP)	2010-12	27y 094d	20,661	Detroit	6/16/2014 vs. KC	2.0P, 1 H, 2 SO, 2 BB, 0 ER
249.	Christian Colón (INF)	2012-16	25y 048d	20,689	Kansas City	7/1/2014 @ MIN	2 AB, 0 H, 0 HR, 0 RBI, 0 SB
250.	Terrance Gore (OF)	2014, 2017-18	23y 086d	20,764	Kansas City	9/2/2014 vs. TEX	0 AB, 0 H, 0 HR, 0 RBI, 0 SB
251.	Spencer Patton (RHP)	2014	26y 196d	20,779	Texas	9/4/2014 vs. SEA	2.0P, 0 H, 1 SO, 0 BB, 0 ER
252.	Paulo Orlando (OF)	2011, 2013-15, 2017-18	29y 159d	20,818	Kansas City	4/9/2015 vs. CWS	3 AB, 1 H, 0 HR, 0 RBI, 0 SB
253.	Sugar Ray Marimon (RHP)	2014	26y 196d	20,831	Atlanta	4/14/2015 vs. MIA	4.0P, 4 H, 3 SO, 1 BB, 2 ER
254.	Orelando Calixte (INF/OF)	2015-16	23y 075d	20,840	Kansas City	4/19/2015 vs. OAK	2 AB, 0 H, 0 HR, 0 RBI, 0 SB
255.	Roy Navarro (RHP)	2012	25y 123d	20,848	Baltimore	4/24/2015 vs. BOS	3 AB, 1 H, 0 HR, 0 RBI, 0 SB
256.	Mike Montgomery (LHP)	2011-12	25y 336d	20,898	Seattle	6/2/2015 vs. NYY	6.0P, 4 H, 4 SO, 2 BB, 1 ER
257.	Dusty Coleman (INF)	2015-16	28y 074d	20,948	Kansas City	7/3/2015 vs. MIN	0 AB, 0 H, 0 HR, 0 RBI, 0 SB
258.	Cheslor Cuthbert (INF)	2014-19	22y 233d	20,954	Kansas City	7/7/2015 vs. TB	4 AB, 1 H, 0 HR, 0 RBI, 0 SB
259.	John Lamb (LHP)	2013-15	25y 035d	20,989	Cincinnati	8/14/2015 @ LAD	6.0P, 8 H, 7 SO, 2 BB, 5 ER, L
260.	Miguel Almonte (RHP)	2015-17	22y 150d	21,009	Kansas City	9/1/2015 vs. DET	1.0P, 2 H, 0 SO, 1 BB, 2 ER
261.	Scott Alexander (LHP)	2014-17	26y 054d	21,014	Kansas City	9/2/2015 vs. DET	1.0P, 0 H, 1 SO, 0 BB, 0 ER
262.	Andrew Triggs (RHP)	2014	27y 040d	21,102	Oakland	4/25/2016 @ DET	1.0P, 0 H, 1 SO, 0 BB, 0 ER
263.	Whit Merrifield (INF/OF)	2014-17	27y 115d	21,130	Kansas City	5/18/2016 vs. BOS	3 AB, 1 H, 0 HR, 0 RBI, 0 SB
264.	Brett Eibner (OF)	2014-16	27y 177d	21,144	Kansas City	5/27/2016 vs. CWS	3 AB, 1 H, 0 HR, 0 RBI, 0 SB
265.	Brooks Pounders (RHP)	2016	25y 283d	21,185	Kansas City	7/5/2016 @ TOR	2.0P, 3 H, 3 SO, 1 BB, 1 ER
266.	Buddy Baumann (LHP)	2013-15	28y 220d	21,196	San Diego	7/16/2016 vs. SF	0.1P, 0 H, 0 SO, 0 BB, 0 ER
267.	Juan Graterol (C)	2014	27y 201d	21,268	Los Angeles (AL)	9/2/2016 @ SEA	1 AB, 1 H, 0 HR, 1 RBI, 0 SB
268.	José Martínez (OF/1B)	2015-16	28y 043d	21,283	St. Louis	9/6/2016 @ PIT	1 AB, 0 H, 0 HR, 0 RBI, 0 SB
269.	Kevin McCarthy (RHP)	2016-19	24y 200d	21,290	Kansas City	9/9/2016 @ CWS	0.1P, 0 H, 0 SO, 0 BB, 0 ER
270.	Hunter Dozier (INF)	2016-18, 2021	25y 021d	21,300	Kansas City	9/12/2016 vs. OAK	1 AB, 0 H, 0 HR, 0 RBI, 0 SB
271.	Jakob Junis (RHP)	2016-17, 2021	24y 208d	21,337	Kansas City	4/12/2017 vs. OAK	1.0P, 1 H, 0 SO, 2 BB, 0 ER
272.	Jorge Bonifacio (OF)	2016-19	23y 321d	21,347	Kansas City	4/21/2017 @ TEX	3 AB, 0 H, 0 HR, 0 RBI, 0 SB
273.	Eric Skoglund (LHP)	2017-19, 2022	24y 216d	21,393	Kansas City	5/30/2017 vs. DET	6.1P, 2 H, 5 SO, 1 BB, 0 ER, W
274.	Ramón Torres (INF)	2016-18	24y 136d	21,402	Kansas City	6/7/2017 vs. HOU	4 AB, 2 H, 0 HR, 1 RBI, 0 SB
275.	Luke Farrell (RHP)	2016-17	26y 024d	21,457	Kansas City	7/1/2017 vs. MIN	2.2P, 7 H, 2 SO, 3 BB, 5 ER
276.	Cam Gallagher (C)	2017-18, 2021-22	24y 243d	21,491	Kansas City	8/6/2017 vs. SEA	0.0P, 0 H, 0 HR, 0 RBI, 0 SB
277.	Andrés Machado (RHP)	2017-19	24y 133d	21,536	Kansas City	9/2/2017 @ MIN	0.2P, 4 H, 0 SO, 3 BB, 6 ER
278.	Eric Stout (LHP)	2017-18	25y 029d	21,623	Kansas City	4/25/2018 vs. MIL	0.2P, 2 H, 1 SO, 1 BB, 1 ER
279.	Trevor Oaks (RHP)	2018	25y 033d	21,629	Kansas City	4/28/2018 vs. CWS	5.0P, 12 H, 4 SO, 1 BB, 5 ER, L
280.	Scott Barlow (RHP)	2018-19	25y 133d	21,632	Kansas City	4/30/2018 @ BOS	3.0P, 5 H, 1 SO, 0 BB, 1 ER
281.	Jason Adam (RHP)	2014, 2018	26y 274d	21,644	Kansas City	5/5/2018 vs. DET	1.0P, 1 H, 1 SO, 1 BB, 0 ER
282.	Heath Fillmyer (RHP)	2018-19	24y 039d	21,696	Kansas City	6/24/2018 @ HOU	4.0P, 3 H, 1 SO, 2 BB, 2 ER
283.	Ryan O'Hearn (INF/OF)	2017-19, 2021	25y 059d	21,728	Kansas City	7/31/2018 @ CWS	3 AB, 1 H, 1 HR, 2 RBI, 0 SB
284.	Jake Newberry (RHP)	2017-19, 2021	23y 273d	21,762	Kansas City	8/20/2018 @ TB	1.2P, 2 H, 3 SO, 1 BB, 0 ER
285.	Frank Schwindel (INF)	2017-19	26y 272d	21,826	Kansas City	3/28/2019 vs. CWS	4 AB, 0 H, 0 HR, 0 RBI, 0 SB
286.	Kyle Zimmer (RHP)	2017, 2019, 2021	27y 199d	21,839	Kansas City	3/31/2019 vs. CWS	1.0P, 1 H, 2 SO, 0 BB, 0 ER

STORM CHASERS ORGANIZATION

2024 OMAHA STORM CHASERS

2023 SEASON IN REVIEW

PLAYER & COACH DATABASE

HISTORY & RECORDS

INTERNATIONAL LEAGUE

ROYALS ORGANIZATION

GENERAL INFORMATION

OMAHA MLB ALUMNI

#	PLAYER	SEASON(S) WITH OMAHA	DEBUT AGE	MLB PLAYER #	DEBUT TEAM	MLB DEBUT DATE	DEBUT GAME RESULTS
287.	Richard Lovelady (LHP)	2018-19, 2021-22	23y 276d	21,851	Kansas City	4/9/2019 vs. SEA	1 IP, 0 H, 2 SO, 0 BB, 0 ER
288.	Kelvin Gutierrez (INF)	2019, 2021	24y 242d	21,879	Kansas City	4/27/2019 vs. LAA	3 AB, 1 H, 0 HR, 2 RBI, 0 SB
289.	Nicky Lopez (INF)	2018-19, 2023	24y 062d	21,900	Kansas City	5/14/2019 vs. TEX	4 AB, 1 H, 0 HR, 1 RBI, 0 SB
290.	Humberto Arteaga (INF)	2018-19	25y 148d	21,957	Kansas City	6/20/2019 vs. MIN	2 AB, 0 H, 0 HR, 0 RBI, 0 SB
291.	Bubba Starling (OF)	2016-19, 2021	26y 343d	21,983	Kansas City	7/12/2019 vs. DET	3 AB, 0 H, 0 HR, 0 RBI, 0 SB
292.	Josh Staumont (RHP)	2017-19, 2022-23	25y 216d	21,993	Kansas City	7/25/2019 vs. CLE	2 0IP, 3 H, 1 SO, 2 BB, 0 ER
293.	Sam Selman (LHP)	2014, 2017-18	28y 260d	22,001	San Francisco	8/1/2019 @ PHI	1 0IP, 1 H, 1 SO, 1 BB, 1 ER
294.	Nick Dini (C)	2018-19, 2021	26y 012d	22,017	Kansas City	8/7/2019 @ BOS	3 AB, 0 H, 0 HR, 0 RBI, 0 SB
295.	Erick Mejia (INF/OF)	2019, 2021	24y 146d	22,060	Kansas City	9/5/2019 vs. DET	3 AB, 0 H, 0 HR, 0 RBI, 0 SB
296.	Gabe Speier (LHP)	2019, 2021-22	24y 300d	22,062	Kansas City	9/5/2019 vs. DET	1 0IP, 0 H, 2 SO, 1 BB, 0 ER
297.	Foster Griffin (LHP)	2019, 2021-22	25y 000d	22,125	Kansas City	7/27/2020 @ DET	1 2IP, 0 H, 1 SO, 0 BB, 0 ER, W
298.	Nick Heath (OF)	2019	26y 242E	22,141	Kansas City	7/30/2020 @ DET	0 AB, 0 H, 0 HR, 0 RBI, 0 SB
299.	Scott Blewett (RHP)	2019, 2021	24y 161d	22,282	Kansas City	9/18/2020 @ MIL	2 0IP, 3 H, 2 SO, 0 BB, 0 ER
300.	Sebastian Rivero (C)	2019, 2021	22y 173d	22,373	Kansas City	5/8/2021 vs. CWS	4 AB, 0 H, 0 HR, 0 RBI, 0 SB
301.	Jackson Kowar (RHP)	2021-23	24y 246d	22,407	Kansas City	6/7/2021 @ LAA	0 2IP, 3 H, 0 SO, 2 BB, 4 ER, L
302.	Emmanuel Rivera (INF)	2021-22	24y 364d	22,436	Kansas City	6/28/2021 @ BOS	4 AB, 0 R, 2 H, 0 BB, 0 RBI, L
303.	Connor Greene (RHP)	2019	26y 114d	22,463	Baltimore	7/27/2021 vs. MIA	2 0IP, 2 H, 2 SO, 0 BB, 1 ER
304.	Jack López (INF)	2017-18	28y 259d	22,510	Boston	8/1/2021 @ TB	4 AB, 0 H, 0 HR, 0 RBI, 0 SB
305.	Dylan Coleman (RHP)	2021-23	25y 005d	22,542	Kansas City	9/21/2021 @ CLE	1 0IP, 1 H, 0 ER, 0 BB, 0 K
306.	Angel Zerpa (LHP)	2021-23	22y 003d	22,550	Kansas City	9/30/2021 vs. CLE	5 0IP, 3 H, 4 SO, 1 BB, 0 ER, L
307.	Bobby Witt Jr. (INF)	2021	21y 297d	22,558	Kansas City	4/7/2022 vs. CLE	4 AB, 0 R, 1 H, 0 1 RBI, 0 SB
308.	Collin Snider (RHP)	2021-23	26y 181d	22,578	Kansas City	4/9/2022 vs. CLE	1 0IP, 1 H, 1 SO, 0 BB, 0 ER, W
309.	Lucius Fox (INF)	2021	24y 282d	22,589	Washington	9/10/2022 vs. NYM	2 AB, 0 H, 0 HR, 1 RBI, 0 SB
310.	Yunior Marté (RHP)	2019	27y 069d	22,596	San Francisco	4/12/2022 vs. SD	1 0IP, 0 H, 0 SO, 0 BB, 0 ER
311.	MJ Melendez (C)	2021-22	23y 155d	22,635	Kansas City	5/3/2022 vs. STL	3 AB, 1 H, 0 HR, 0 RBI, 0 SB
312.	Dairon Blanco (OF)	2021-23	29y 024d	22,667	Kansas City	5/20/2022 vs. MIN	2 AB, 1 H, 0 HR, 0 RBI, 0 SB
313.	Brewer Hicklen (OF)	2022-23	26y 106d	22,675	Kansas City	5/26/2022 @ MIN	2 AB, 0 H, 0 HR, 0 RBI, 0 SB
314.	Jose Cuas (RHP)	2021-23	27y 337d	22,687	Kansas City	5/31/2022 @ CLE	1 0IP, 0 H, 1 SO, 0 BB, 0 ER
315.	Vinnie Pasquantino (1B)	2022	24y 261d	22,724	Kansas City	6/28/2022 vs. TEX	4 AB, 0 H, 0 HR, 0 RBI, 0 SB
316.	Nick Pratto (1B)	2021-23	23y 281d	22,742	Kansas City	7/14/2022 @ TOR	3 AB, 0 H, 0 HR, 0 RBI, 0 SB
317.	Elier Hernández (OF)	2022-23	27y 235d	22,743	Texas	7/14/2022 vs. CLE	3 AB, 2 H, 0 HR, 0 RBI, 0 SB
318.	Nate Eaton (INF/OF)	2018-19	25y 204d	22,744	Kansas City	7/14/2022 @ TOR	4 AB, 1 H, 1 HR, 1 RBI, 0 SB
319.	Michael Massey (INF)	2022-23	24y 115d	22,745	Kansas City	7/15/2022 @ TOR	1 AB, 0 H, 0 HR, 0 RBI, 0 SB
320.	Freddy Fermin (C)	2021-23	27y 060d	22,747	Kansas City	7/15/2022 @ TOR	1 AB, 0 H, 0 HR, 0 RBI, 0 SB
321.	Drew Waters (OF)	2022-23	23y 235d	22,789	Kansas City	8/22/2022 vs. CWS	3 AB, 0 H, 0 HR, 1 RBI, 0 SB
322.	Austin Cox (LHP)	2022-23	26y 037d	22,919	Kansas City	5/4/2023 vs. BAL	2 0IP, 0 H, 1 SO, 1 BB, 0 ER
323.	Samad Taylor (INF/OF)	2023	24y 341d	22,973	Kansas City	6/17/2023 vs. LAA	3 AB, 1 H, 0 HR, 1 RBI, 0 SB
324.	James McArthur (RHP)	2023	26y 199d	22,995	Kansas City	6/28/2023 vs. CLE	1 0IP, 6 H, 0 SO, 1 BB, 7 ER
325.	Alec Marsh (RHP)	2022-23	25y 047d	22,997	Kansas City	6/30/2023 vs. LAD	4 0IP, 6 H, 5 SO, 4 BB, 5 ER, L
326.	Steven Cruz (RHP)	2023	24y 075d	23,070	Kansas City	8/29/2023 vs. PIT	0 2IP, 3 H, 1 SO, 3 BB, 4 ER
327.	Nick Loftin (INF/OF)	2022-23	24y 341d	23,076	Kansas City	9/12/2023 vs. BOS	3 AB, 2 H, 0 HR, 1 RBI, 0 SB
328.	Logan Porter (C/1B)	2022-23	28y 062d	23,093	Kansas City	9/12/2023 vs. CWS	4 AB, 2 H, 0 HR, 2 RBI, 0 SB
329.	Tyler Cropley (C)	2023	27y 002d	23,101	Kansas City	9/19/2023 @ CLE	3 AB, 1 H, 0 HR, 1 RBI, 0 SB
330.	Anthony Veneziano (LHP)	2023	26y 025d	23,110	Kansas City	9/26/2023 @ DET	1 0IP, 1 H, 0 SO, 1 BB, 0 ER
331.	Jonathan Bowlan (RHP)	2023	26y 300d	23,111	Kansas City	9/27/2023 @ DET	2 0IP, 3 H, 2 SO, 0 BB, 1 ER, L

BY THE NUMBERS

- Of Omaha's **331** MLB Alumni, **280** made their Major League debut with Kansas City (84.59%).
- Of **157** pitchers that debuted in the Major Leagues after playing in Omaha, **18** were awarded with the win in their MLB Debut.
- Of **174** hitters that debuted in the Major Leagues after playing in Omaha, **5** hit a home run in their MLB Debut.

OMAHA MLB ALUMNI DEBUT BY MAJOR LEAGUE SEASON

YEAR	# OF DEBUTS	YEAR	# OF DEBUTS	YEAR	# OF DEBUTS	YEAR	# OF DEBUTS	YEAR	# OF DEBUTS
1969	7	1980	5	1991	9	2002	8	2013	7
1970	3	1981	7	1992	5	2003	8	2014	10
1971	2	1982	10	1993	3	2004	6	2015	10
1972	3	1983	5	1994	0	2005	6	2016	9
1973	8	1984	2	1995	10	2006	6	2017	7
1974	1	1985	2	1996	6	2007	4	2018	7
1975	4	1986	8	1997	9	2008	6	2019	12
1976	4	1987	3	1998	7	2009	3	2020	3
1977	8	1988	5	1999	4	2010	4	2021	7
1978	6	1989	4	2000	4	2011	10	2022	15
1979	5	1990	5	2001	3	2012	6	2023	10

TOP 15 OMAHA MLB ALUMNI (BY WAR)

STORM CHASERS ORGANIZATION

2024 OMAHA STORM CHASERS

2023 SEASON IN REVIEW

PLAYER & COACH DATABASE

HISTORY & RECORDS

INTERNATIONAL LEAGUE


ROYALS ORGANIZATION

GENERAL INFORMATION



1

3B George Brett (1973-74)
88.5 Career WAR in MLB



2

RHP Zack Greinke (2004, 2022)
77.5 Career WAR in MLB




3

RHP David Cone (1985-86)
62.3 Career WAR in MLB




4

RHP Kevin Appier (1989-90, '98, 2004)
54.5 Career WAR in MLB



5

RHP Tom Gordon (1986-88)
35.0 Career WAR in MLB



6

2B/SS Frank White (1973)
34.8 Career WAR in MLB




7

C Salvador Perez (2011-12, '18, 22)
33.0 Career WAR in MLB




8

INF Kevin Seitzer (1986)
28.9 Career WAR in MLB



9

RHP Dennis Leonard (1974-75, '82)
88.5 Career WAR in MLB



10

RHP Dan Quisenberry (1979)
24.6 Career WAR in MLB




11

OF David DeJesus (2003-04, '06)
23.4 Career WAR in MLB



12

LHP Paul Splittorff (1969-71)
23.0 Career WAR in MLB



13

OF Ruppert Jones (1975-76)
22.6 Career WAR in MLB



14

INF/OF Joe Randa (1994-96)
21.4 Career WAR in MLB



15

LHP Danny Duffy (2011, '13-15, '17)
20.2 Career WAR in MLB

Of the 331 Triple-A Omaha Alumni, above are the Top 15 players, as ranked by their Baseball-Reference.com WAR (Wins Above Replacement). Included are the player's position, in parentheses are the years they played for the Triple-A Omaha franchise.

Triple-A Omaha MLB Alumni: Omaha alumni who played Major League Baseball but did not have previous MLB experience prior to playing their first game for Omaha.

INDIVIDUAL RECORDS (MLB CAREER)

HITTING

	STAT	PLAYER	SEASONS
Seasons Played	21	George Brett	1973-1993
Games Played	2,707	George Brett	1973-1993
At Bats	10,349	George Brett	1973-1993
Plate Appearances	11,625	George Brett	1973-1993
Runs Scored	1,583	George Brett	1973-1993
Hits	3,154	George Brett	1973-1993
Total Bases	5,044	George Brett	1973-1993
Extra-Base Hits	1,119	George Brett	1973-1993
Doubles	665	George Brett	1973-1993
Triples	137	George Brett	1973-1993
Home Runs	317	George Brett	1973-1993
Runs Batted In	1,596	George Brett	1973-1993
Walks	1,096	George Brett	1973-1993
Strikeouts	1,235	Eric Hosmer	2011-2023
Stolen Bases	266	Jarrod Dyson	2010-2021
Caught Stealing	97	George Brett	1973-1993
Batting Average [△]	.305	George Brett	1973-1993
On-Base Percentage [△]	.375	Kevin Seitzer	1986-1997
Slugging Percentage [△]	.487	George Brett	1973-1993
OPS [△]	.857	George Brett	1973-1993

[△]Averages based on minimum 3000 career plate appearances in Major League Baseball

PITCHING

	STAT	PLAYER	SEASONS
Seasons Played	21	Tom Gordon	1988-2009
Wins	225	Zack Greinke	2004-2023
Losses	156	Zack Greinke	2004-2023
Saves	244	Dan Quisenberry	1979-1990
Appearances	890	Tom Gordon	1988-2009
Games Started	541	Zack Greinke	2004-2023
Complete Games	103	Dennis Leonard	1974-1986
Complete Game Shutouts	23	Dennis Leonard	1974-1986
Innings Pitched	3389.1	Zack Greinke	2004-2023
Strikeouts	2,979	Zack Greinke	2004-2023
Hits Allowed	3,207	Zack Greinke	2004-2023
Runs Allowed	1,410	Zack Greinke	2004-2023
Earned Runs Allowed	1,315	Zack Greinke	2004-2023
Home Runs Allowed	367	Zack Greinke	2004-2023
Walks	1,137	David Cone	1986-2003
Hit Batters	106	David Cone	1986-2003
Wild Pitches	149	David Cone	1986-2003
Total Batters Faced	13,877	Zack Greinke	2004-2023
Earned Run Average (ERA) [△]	2.76	Dan Quisenberry	1979-1990
Walks+Hits Per IP (WHIP) [△]	1.17	Zack Greinke	2004-2023
Strikeouts Per Walk (K/BB) [△]	3.91	Zack Greinke	2004-2023
Strikeouts Per 9 Innings (K/9) [△]	8.42	Jake Odorizzi	2012-2022

[△]Averages based on minimum 1000 innings pitched in Major League Baseball

Above are the Triple-A Omaha MLB Alumni who have seen the most success in Major League Baseball. Of the 331 players that are considered "Triple-Omaha MLB Alumni," the player listed leads that group in a particular statistic.

Triple-A Omaha MLB Alumni: Omaha alumni who played Major League Baseball but did not have previous MLB experience prior to playing their first game for Omaha.



HISTORY

& RECORDS

2024 MEDIA GUIDE

YEAR-BY-YEAR RECORDS (1969-2023)

YEAR	RECORD	PCT.	PLACE	POSTSEASON	MANAGER
1969	85-55	.607	1st	AA Champion	Jack McKeon
1970	73-65	.529	1st	AA Champion, def. DEN (4-1), lost to SYR (4-1)	Jack McKeon
1971	69-70	.496	3rd	--	Jack McKeon
1972	71-69	.507	2nd	--	Jack McKeon
1973	62-73	.459	4th	--	Harry Malmberg
1974	54-82	.397	4th	--	Harry Malmberg
1975	67-69	.493	4th	--	Billy Gardner
1976	78-58	.574	1st	Div. Champion, lost to DEN (4-2)	Billy Gardner
1977	76-59	.563	1st	Div. Champion, lost to DEN (4-2)	John Sullivan
1978	66-69	.489	1st	AA Champion, def. IND (4-1)	John Sullivan
1979	65-71	.478	2nd	--	Gordon MacKenzie
1980	66-70	.485	3rd	--	Joe Sparks
1981	79-75	.581	1st	Div. Champion, def. SPR (4-2), lost to DEN (4-0)	Joe Sparks
1982	71-66	.518	1st	Div. Champion, lost to IND (4-2)	Joe Sparks
1983	64-72	.471	4th	--	Joe Sparks
1984	68-86	.442	8th	--	Gene Lamont
1985	73-69	.514	3rd	--	Gene Lamont
1986	72-70	.507	3rd	--	John Boles / Frank Funk
1987	64-76	.457	7th	--	John Wathan / Frank Funk
1988	81-61	.570	1st	Div. Champion, lost to IND (3-1)	Glenn Ezell
1989	74-72	.507	1st	Div. Champion, lost to IND (3-2)	Sal Rende
1990	86-60	.589	1st	Triple-A Champion, AA Champion def. NAS (3-2, def. ROC (4-1))	Sal Rende
1991	73-71	.507	3rd	--	Sal Rende
1992	67-77	.465	3rd	--	Jeff Cox
1993	70-74	.486	3rd	--	Jeff Cox
1994	68-76	.472	6th	--	Jeff Cox
1995	76-68	.528	3rd	lost to BUF (3-1)	Mike Jirschele
1996	79-65	.549	1st	Div. Champion, lost to OKC (3-1)	Mike Jirschele
1997	61-83	.424	4th	--	Mike Jirschele
1998	79-64	.552	2nd	--	Ron Johnson
1999	81-60	.574	1st	Div. Champion, lost to OKC (3-1)	Ron Johnson
2000	64-79	.448	3rd	--	John Mizerock
2001	70-74	.486	3rd	--	John Mizerock
2002	76-68	.528	2nd	--	Bucky Dent
2003	70-73	.490	4th	--	Mike Jirschele
2004	71-73	.493	3rd	--	Mike Jirschele
2005	72-72	.500	2nd	--	Mike Jirschele
2006	53-91	.368	4th	--	Mike Jirschele
2007	73-71	.507	3rd	--	Mike Jirschele
2008	63-81	.438	3rd	--	Mike Jirschele
2009	64-80	.444	4th	--	Mike Jirschele
2010	81-63	.563	3rd	--	Mike Jirschele
2011	79-63	.556	1st	PCL Champion def. RR (3-1), def. SAC (3-0), lost to CLB [8-3]	Mike Jirschele
2012	83-61	.576	1st	PCL Conf. Champion, lost to ABQ (3-2)	Mike Jirschele
2013	70-74	.486	1st	Triple-A Champion, PCL Champion def. OKC (3-0), def. SL (3-1), def. DUR [2-1]	Mike Jirschele
2014	76-67	.531	1st	Triple-A Champion, PCL Champion def. MEM (3-1), def. RNO (3-2), def. PAW [4-2]	Brian Poldberg
2015	80-64	.556	T-2nd	--	Brian Poldberg
2016	58-82	.414	4th	--	Brian Poldberg
2017	69-72	.489	3rd	--	Brian Poldberg
2018	66-74	.489	3rd	--	Brian Poldberg
2019	59-80	.424	4th	--	Brian Poldberg
2020	SEASON CANCELED DUE TO COVID-19				Brian Poldberg
2021	73-56	.566	2nd	--	Brian Poldberg
2022	71-78	.477	7th	--	Scott Thorman
2023	68-77	.469	9th	--	Mike Jirschele

ALL-TIME VS. OPPONENTS

ALL-TIME RECORDS (1969-PRESENT)

OVERALL FRANCHISE RECORD	3,827-3,828	(.499)
AMERICAN ASSOCIATION ('69-'97)	2,058-2,031	(.503)
PACIFIC COAST LEAGUE ('98-'20)	1,557-1,586	(.495)
TRIPLE-A EAST/INTERNATIONAL LEAGUE ('21-PRES.)	212-211	(.501)
HOME (OVERALL)	2,009-1,802	(.527)
HOME (ROSENBLATT STADIUM)	1,562-1,397	(.528)
HOME (WERNER PARK)	447-405	(.525)
AWAY	1,818-2,026	(.473)
OMAHA ROYALS (1969-1998, 2002-2010)	2,760-2,767	(.499)
OMAHA GOLDEN SPIKES (1999-2001)	215-213	(.502)
OMAHA STORM CHASERS (2011-PRES.)	852-848	(.501)

vs. INTERNATIONAL LEAGUE (2021-PRESENT)

OPPONENT	RECORD	PCT.
Buffalo	--	--
Charlotte	--	--
Columbus	33-21	.611
Durham	--	--
Gwinnett	2-9	.182
Indianapolis	33-19	.635
Iowa	38-43	.469
Jacksonville	--	--
Lehigh Valley	2-4	.333
Louisville	19-23	.482
Memphis	5-7	.417
Nashville	2-4	.333
Norfolk	--	--
Rochester	7-5	.583
Scranton/W-B	6-6	.500
St. Paul	37-38	.493
Syracuse	3-3	.500
Toledo	25-29	.463
Worcester	--	--
TOTAL	212-211	.501

vs. AMERICAN ASSOCIATION (1969-1997)

OPPONENT	RECORD	PCT.
Buffalo	89-119	.428
Denver	246-253	.493
Evansville	148-161	.478
Indianapolis	265-280	.486
Iowa	340-294	.536
Louisville	131-131	.500
Nashville	106-102	.510
New Orleans	70-66	.515
Oklahoma City	327-292	.531
Springfield	34-30	.531
Tulsa	69-74	.483
Wichita	147-149	.497
TOTAL	2,058-2,031	.503

vs. PACIFIC COAST LEAGUE (1998-2020)

OPPONENT	RECORD	PCT.
Albuquerque	121-142	.494
Calgary	21-15	.583
Colorado Springs	123-105	.539
Edmonton	23-19	.548
El Paso	11-12	.478
Fresno	51-53	.490
Iowa	164-186	.469
Las Vegas	52-51	.505
Memphis	145-172	.457
Nashville	162-158	.506
New Orleans	161-153	.513
Oklahoma City	155-164	.486
Portland	23-25	.479
Reno	20-24	.455
Round Rock	130-111	.539
Sacramento	37-49	.430
Salt Lake	54-65	.454
Tacoma	51-50	.505
Tucson	41-30	.577
Vancouver	7-9	.438
TOTAL	1,557-1,586	.495

vs. INTERNATIONAL LEAGUE (1988-1991)

OPPONENT	RECORD	PCT.
Columbus	10-11	.476
Maine	3-2	.600
Pawtucket	10-6	.647
Richmond	11-10	.524
Rochester	8-7	.533
Scranton/W-B	7-5	.583
Syracuse	14-3	.824
Tidewater (Norfolk)	10-10	.500
Toledo	13-8	.619
TOTAL	86-62	.581

*2024 opponents are shown in **BOLD**. For Omaha's overall records vs. current opponents, please see team information pages on pages TBD to TBD*

STORM CHASERS ORGANIZATION

2024 OMAHA STORM CHASERS

2023 SEASON IN REVIEW

PLAYER & COACH DATABASE

HISTORY & RECORDS

INTERNATIONAL LEAGUE

ROYALS ORGANIZATION

GENERAL INFORMATION

MANAGER & ATTENDANCE RECORDS

ALL-TIME WINS

MANAGER	WINS	YEARS
1. Mike Jirschele	1,063	'95-'97, '03-'13, '23
2. Brian Poldberg	481	'14-'21
3. Jack McKeon	298	'69-'72
4. Joe Sparks	280	'80-'83
5. Sal Rende	233	'89-'91
6. Jeff Cox	205	'92-'94
7. Ron Johnson	160	'98-'99
8. Billy Gardner	145	'75-'76
9. John Sullivan	142	'77-'78
10. Gene Lamont	141	'84-'85

ALL-TIME WINNING PCT. (Min. 200 GAMES)

MANAGER (GAMES)	PCT.	YEARS
1. Ron Johnson (284)	.563	'98-'99
2. Jack McKeon (557)	.535	'69-'72
3. Billy Gardner (272)	.533	'75-'76
4. John Sullivan (270)	.526	'77-'78
5. Sal Rende (463)	.503	'89-'91
6. Joe Sparks (563)	.497	'80-'83
7. Mike Jirschele (2,158)	.493	'95-'97, '03-'13, 23-
8. Brian Poldberg (976)	.493	'14-'21
9. Gene Lamont (296)	.476	'84-'85
10. Jeff Cox (432)	.475	'92-'94

ALL-TIME MANAGERIAL RECORDS

MANAGER	YEARS	# OF SEASONS	WINS	LOSSES
Jack McKeon	1969-1972	4	298	259
Harry Malmberg	1973-1974	2	116	155
Billy Gardner	1975-1976	2	145	127
John Sullivan	1977-1978	2	142	128
Gordon MacKenzie	1979	1	65	71
Joe Sparks	1980-1983	4	280	283
Gene Lamont	1984-1985	2	141	155
John Boles	1986	1	72	70
John Wathan	1987	1	64	76
Frank Funk	1986-1987	2	136	146
Glenn Ezell	1988	1	81	61
Sal Rende	1989-1991	3	233	230
Jeff Cox	1992-1994	3	205	227
Mike Jirschele	1995-1997, 2003-2013, 2023-Pres.	15	1,063	1,095
Ron Johnson	1998-1999	2	160	124
John Mizerock	2000-2001	2	134	153
Bucky Dent	2002	1	76	68
Brian Poldberg	2014-2021	7	481	495
Scott Thorman	2022	1	71	78

HIGHEST ATT., ROSENBLATT STADIUM

DATE	OPPONENT	ATT.
1. July 3, 2004	Iowa	24,989
2. July 4, 1999	Albuquerque	24,946
3. July 4, 1998	Edmonton	24,898
4. July 3, 1997	New Orleans	24,703
5. July 3, 2002	Nashville	24,297

LARGEST WERNER PARK HOMESTANDS

DATE	ATT.
1. July 29-Aug. 5, 2014 (8 games)	56,072
2. June 27-July 3, 2013 (7 games)	46,357
3. Aug. 17-22, 2021 (6 games)	30,269
4. Aug. 21-25, 2013 (5 games)	34,061
5. July 4-10, 2022 (7 games)	33,534

ALL-TIME SELLOUTS AT WERNER PARK (SELLOUT = 9,023 FANS)

DATE	OPPONENT	PROMOTION	DATE	OPPONENT	PROMOTION
July 3, 2011	Albuquerque	Fireworks (July 4th)	May 6, 2016	Iowa	Fireworks (Star Wars)
Aug. 20, 2011	Nashville	Fireworks	May 29, 2016	El Paso	A. Gordon Jersey Cooler
July 3, 2012	Albuquerque	Fireworks (July 4th)	June 24, 2016	New Orleans	Fireworks (Superhero)
Aug. 24, 2012	New Orleans	Uncle Kracker Concert	July 3, 2016	Memphis	Fireworks (July 4th)
July 3, 2013	New Orleans	Fireworks (July 4th)	July 15, 2016	Salt Lake	Fireworks (Princess)
Aug. 24, 2013	New Orleans	Faith & Family	July 30, 2016	Iowa	Fireworks/Faith&Family
July 4, 2014	Colorado Springs	Fireworks (July 4th)	July 3, 2017	Colorado Springs	Fireworks (July 4th)
July 18, 2014	New Orleans	Fireworks (Princess)	July 3, 2018	Nashville	Fireworks (July 4th)
Aug. 15, 2014	Salt Lake	Switchfoot Concert	July 4, 2019	Nashville	Fireworks (July 4th)
Aug 16, 2014	Las Vegas	Fireworks/Faith&Family	Aug. 9, 2019	Salt Lake	Fireworks
July 3, 2015	New Orleans	Fireworks (July 4th)	Sept. 24, 2022	Iowa	Flo Rida Concert
Aug. 14, 2015	Memphis	Fireworks	July 3, 2023	Iowa	Fireworks (July 4th)
Aug. 23, 2015	Sacramento	Family Funday	Aug. 12, 2023	Iowa	Faith & Family
Aug. 28, 2015	Fresno	Fireworks/Military Appr.			

YEAR-BY-YEAR ATTENDANCE

YEAR	DATES	ATTENDANCE	AVERAGE	LEAGUE
1969	62	177,609	2,865	American Association
1970	64	196,446	3,069	American Association
1971	65	175,482	2,700	American Association
1972	62	180,067	2,904	American Association
1973	64	136,439	2,132	American Association
1974	64	119,436	1,866	American Association
1975	59	107,988	1,830	American Association
1976	57	120,799	2,119	American Association
1977	62	144,602	2,332	American Association
1978	60	139,467	2,324	American Association
1979	62	157,169	2,535	American Association
1980	66	159,202	2,412	American Association
1981	62	196,923	3,176	American Association
1982	57	178,235	3,127	American Association
1983	58	136,904	2,360	American Association
1984	62	141,276	2,279	American Association
1985	61	175,329	2,874	American Association
1986	62	255,290	4,118	American Association
1987	65	262,215	4,034	American Association
1988	71	308,080	4,339	American Association
1989	72	335,517	4,660	American Association
1990	69	364,418	5,281	American Association
1991	65	340,265	5,235	American Association
1992	66	416,117	6,305	American Association
1993	63	384,980	6,111	American Association
1994	69	447,079	6,479	American Association
1995	64	417,761	6,528	American Association
1996	68	427,482	6,287	American Association
1997	66	449,753	6,814	American Association
1998	65	401,264	6,173	Pacific Coast League
1999	64	411,233	6,426	Pacific Coast League
2000	68	413,713	6,084	Pacific Coast League
2001	68	359,038	5,280	Pacific Coast League
2002	71	344,718	4,855	Pacific Coast League
2003	69	304,421	4,412	Pacific Coast League
2004	69	318,537	4,616	Pacific Coast League
2005	71	303,749	4,278	Pacific Coast League
2006	69	319,777	4,634	Pacific Coast League
2007	68	326,627	4,803	Pacific Coast League
2008	65	349,376	5,375	Pacific Coast League
2009	68	317,046	5,457	Pacific Coast League
2010	69	406,276	5,888	Pacific Coast League
2011	69	410,326	5,947	Pacific Coast League
2012	70	415,650	5,938	Pacific Coast League
2013	69	390,957	5,666	Pacific Coast League
2014	70	393,946	5,628	Pacific Coast League
2015	70	386,141	5,516	Pacific Coast League
2016	67	356,135	5,315	Pacific Coast League
2017	67	358,777	5,355	Pacific Coast League
2018	65	345,830	5,320	Pacific Coast League
2019	66	328,307	4,974	Pacific Coast League
2020	SEASON CANCELED DUE TO COVID-19			Pacific Coast League
2021	64	245,170	3,831	Triple-A East
2022	71	294,511	4,148	International League
2023	73	304,129	4,166	International League
TOTAL	3,552	15,857,984	4,465	

STORM CHASERS ORGANIZATION

2024 OMAHA STORM CHASERS

2023 SEASON IN REVIEW

PLAYER & COACH DATABASE

HISTORY & RECORDS

INTERNATIONAL LEAGUE

ROYALS ORGANIZATION

GENERAL INFORMATION

YEAR-BY-YEAR HITTING

YEAR	G	AB	R	H	TB	2B	3B	HR	XBH	RBI	SB	CS	BB	SO	SF	SH	HBP	BA	OBP	SLG	OPS
1969	140	4,681	805	1,354	1,987	202	61	103	202	735	136	65	603	791	50	49	33	.289	.371	.425	.795
1970	139	4,534	602	1,191	1,707	199	46	75	199	537	69	46	522	786	40	78	30	.263	.340	.377	.717
1971	139	4,679	620	1,278	1,831	218	34	89	218	570	44	48	532	681	44	58	37	.273	.349	.391	.740
1972	140	4,527	479	1,117	1,492	168	27	51	168	425	63	39	469	778	36	57	32	.247	.320	.330	.649
1973	136	4,459	615	1,191	1,653	192	24	74	192	537	45	35	510	694	29	74	30	.267	.344	.371	.715
1974	137	4,482	541	1,134	1,617	196	25	79	196	496	38	29	537	673	34	63	35	.253	.335	.361	.696
1975	136	4,343	555	1,099	1,644	176	36	99	176	515	71	27	473	864	26	33	27	.253	.328	.379	.707
1976	136	4,311	631	1,100	1,729	179	54	114	179	574	86	37	586	831	28	40	28	.255	.346	.401	.747
1977	135	4,289	599	1,071	1,595	188	33	90	188	548	133	29	559	838	29	64	31	.250	.338	.372	.710
1978	135	4,305	601	1,096	1,629	160	35	101	160	533	96	44	509	749	39	30	37	.255	.336	.378	.714
1979	136	4,341	565	1,058	1,587	197	34	88	197	522	163	64	597	614	27	73	35	.244	.338	.366	.704
1980	137	4,648	628	1,254	1,794	193	46	85	193	581	106	52	549	602	48	59	25	.270	.347	.386	.733
1981	136	4,393	617	1,178	1,747	209	39	94	209	571	104	62	493	601	41	58	25	.268	.343	.398	.740
1982	137	4,543	651	1,252	1,907	213	44	118	213	594	138	68	467	759	42	37	28	.276	.344	.420	.764
1983	136	4,350	588	1,127	1,735	216	43	102	216	538	94	47	408	668	38	33	30	.259	.324	.399	.723
1984	154	4,791	605	1,208	1,812	213	50	97	213	571	97	60	457	792	39	56	25	.252	.318	.378	.696
1985	142	4,544	537	1,131	1,536	175	43	48	175	482	118	75	497	660	40	38	19	.249	.323	.338	.661
1986	142	4,563	579	1,234	1,691	183	62	50	183	520	192	77	460	659	44	47	32	.270	.339	.371	.709
1987	140	4,664	643	1,234	1,863	230	39	107	230	588	137	53	444	804	34	26	28	.265	.330	.399	.729
1988	142	4,746	631	1,252	1,765	212	50	67	212	568	145	61	477	785	53	53	28	.264	.331	.372	.703
1989	146	4,895	609	1,244	1,792	249	46	69	249	546	130	68	492	880	35	44	38	.254	.325	.366	.691
1990	146	4,769	678	1,279	1,872	190	56	97	190	606	170	77	511	973	58	49	54	.268	.342	.393	.735
1991	144	4,729	627	1,225	1,793	212	55	82	212	569	129	97	456	761	49	38	29	.259	.325	.379	.704
1992	144	4,722	572	1,206	1,804	200	25	116	200	536	82	59	475	714	43	54	40	.255	.326	.382	.708
1993	144	4,787	710	1,311	2,097	258	33	154	258	662	130	52	477	715	58	46	43	.274	.341	.438	.779
1994	144	4,809	747	1,312	2,084	238	42	150	238	685	156	78	574	836	53	39	71	.273	.355	.433	.789
1995	144	4,772	698	1,305	2,065	266	31	144	266	643	69	49	473	859	45	57	52	.274	.343	.433	.775
1996	144	4,740	712	1,263	2,021	258	28	148	258	663	106	57	497	887	34	63	73	.267	.343	.426	.769
1997	144	4,738	663	1,235	2,033	232	16	178	232	622	75	41	434	1,014	35	33	48	.261	.327	.429	.756
1998	143	4,819	766	1,364	2,311	254	24	215	254	728	117	61	486	966	43	32	43	.283	.351	.480	.831
1999	141	4,828	826	1,395	2,405	277	20	231	277	779	104	63	457	990	36	40	97	.289	.360	.498	.858
2000	143	4,741	658	1,266	1,954	238	27	132	238	600	135	70	446	754	43	36	67	.267	.336	.412	.748
2001	144	4,795	687	1,272	2,015	243	22	152	243	637	95	57	440	975	52	41	71	.265	.333	.420	.753
2002	144	4,874	723	1,316	2,091	254	43	145	254	670	173	58	485	922	46	30	112	.270	.347	.429	.776
2003	143	4,913	736	1,306	2,068	281	26	143	281	689	76	43	514	873	46	45	91	.266	.344	.421	.764
2004	144	4,844	737	1,344	2,197	232	33	185	232	709	90	45	533	987	34	36	64	.278	.355	.454	.808
2005	144	4,845	733	1,303	2,138	261	35	168	261	691	86	29	482	1,092	30	28	56	.269	.340	.441	.781
2006	144	4,770	578	1,245	1,862	225	34	108	225	539	65	44	420	789	33	36	48	.261	.325	.390	.715
2007	144	4,906	686	1,372	2,131	256	25	151	256	641	80	34	428	758	61	65	55	.280	.340	.434	.774
2008	144	4,840	689	1,294	2,136	256	35	172	256	651	57	26	450	980	42	41	39	.267	.332	.441	.773
2009	144	4,828	645	1,267	1,963	252	24	132	252	615	79	34	492	868	49	54	42	.262	.333	.407	.740
2010	144	4,991	744	1,371	2,183	270	40	154	270	699	87	31	546	903	38	75	62	.275	.351	.437	.788
2011	142	4,859	768	1,406	2,137	265	50	122	265	710	152	51	476	826	44	70	49	.289	.356	.440	.796
2012	144	5,032	796	1,460	2,191	253	41	132	253	742	124	36	496	861	50	66	44	.290	.356	.435	.791
2013	144	4,807	621	1,267	1,858	201	30	110	201	575	125	37	486	887	43	57	48	.264	.335	.387	.722
2014	143	4,927	711	1,404	2,208	274	31	156	274	659	147	54	391	1,097	40	35	43	.285	.340	.448	.788
2015	144	4,808	642	1,335	1,966	242	22	115	242	592	153	42	415	872	25	57	33	.278	.338	.409	.747
2016	140	4,758	625	1,235	1,885	261	31	109	261	573	91	30	427	1,107	42	41	33	.260	.322	.396	.718
2017	141	4,752	628	1,284	1,977	229	34	132	229	585	119	45	399	1,018	36	51	44	.270	.330	.416	.746
2018	140	4,651	611	1,204	1,810	232	25	108	232	563	90	35	383	953	33	58	38	.259	.318	.389	.707
2019	139	4,693	697	1,231	1,980	195	43	156	195	639	150	48	479	1,110	41	35	51	.262	.335	.422	.757
2020	SEASON CANCELED DUE TO COVID-19																				
2021	129	4,350	746	1,129	2,081	213	23	231	213	708	150	37	493	1,163	34	16	66	.260	.341	.478	.819
2022	149	4,931	801	1,234	2,142	276	25	194	276	752	188	37	586	1,352	47	12	95	.250	.338	.434	.772
2023	145	4,851	763	1,246	2,102	280	24	176	280	710	223	53	671	1,273	50	14	70	.257	.352	.433	.786

Single-season franchise records are in **BOLD**, record ties represented in *ITALICS*

YEAR-BY-YEAR PITCHING

YEAR	G	W	L	ERA	WHIP	SV	CG	SHO	IP	H	R	ER	HR	HBP	BB	SO	WP	H9/	HR/9	BB/9	SO/9	SO/W
1969	140	85	55	4.20	1.44	16	67	7	1208.0	1,308	642	564	111	24	436	822	38	9.7	0.8	3.2	6.1	1.89
1970	139	73	65	3.42	1.35	26	38	7	1199.0	1,197	567	455	91	29	417	845	32	9.0	0.7	3.1	6.3	2.03
1971	139	69	70	3.66	1.41	23	36	16	1210.0	1,249	590	492	95	26	451	987	52	9.3	0.7	3.4	7.3	2.19
1972	140	71	69	2.88	1.23	20	60	19	1207.0	1,034	452	386	70	34	449	1,029	41	7.7	0.5	3.3	7.7	2.29
1973	136	62	73	4.08	1.45	18	54	8	1155.0	1,165	616	523	93	24	513	811	60	9.1	0.7	4.0	6.3	1.58
1974	137	54	82	4.52	1.49	12	46	5	1174.0	1,205	684	589	120	37	548	794	70	9.2	0.9	4.2	6.1	1.45
1975	136	67	69	3.50	1.35	27	41	8	1142.0	1,085	536	444	73	35	461	727	40	8.6	0.6	3.6	5.7	1.58
1976	136	78	58	3.57	1.33	33	32	8	1132.0	1,105	557	449	83	18	404	693	55	8.8	0.7	3.2	5.5	1.72
1977	135	76	59	3.69	1.36	35	26	15	1140.0	1,084	555	467	96	20	463	740	55	8.6	0.8	3.7	5.8	1.60
1978	135	66	69	4.61	1.46	19	39	6	1137.0	1,187	652	582	122	40	475	608	66	9.4	1.0	3.8	4.8	1.28
1979	136	65	71	4.09	1.44	25	28	7	1165.0	1,219	621	530	111	33	457	536	38	9.4	0.9	3.5	4.1	1.17
1980	137	66	70	4.02	1.44	24	23	9	1212.0	1,247	634	542	113	25	497	610	40	9.3	0.8	3.7	4.5	1.23
1981	136	79	57	3.68	1.37	34	37	8	1157.2	1,123	552	474	84	15	466	643	29	8.7	0.7	3.6	5.0	1.38
1982	137	71	66	4.03	1.41	24	24	10	1172.1	1,162	603	525	109	27	489	703	25	8.9	0.8	3.8	5.4	1.44
1983	136	64	72	4.22	1.44	24	32	8	1133.1	1,128	629	532	106	25	499	725	30	9.0	0.8	4.0	5.8	1.45
1984	154	68	86	4.02	1.37	20	43	14	1268.2	1,192	652	567	121	26	545	771	38	8.5	0.9	3.9	5.5	1.41
1985	143	73	69	3.57	1.36	44	31	11	1216.2	1,083	551	482	101	27	567	784	48	8.0	0.7	4.2	5.8	1.38
1986	142	72	70	3.91	1.37	25	38	12	1189.0	1,135	580	517	101	25	489	647	46	8.6	0.8	3.7	4.9	1.32
1987	140	64	76	4.31	1.46	32	14	4	1204.0	1,301	648	577	104	24	461	728	66	9.7	0.8	3.4	5.4	1.58
1988	142	81	61	3.30	1.30	35	20	14	1258.2	1,257	524	462	66	30	383	800	35	9.0	0.5	2.7	5.7	2.09
1989	146	74	72	3.44	1.26	37	19	12	1290.1	1,212	582	493	75	29	418	946	62	8.5	0.5	2.9	6.6	2.26
1990	146	86	60	3.50	1.37	48	11	14	1267.1	1,223	555	493	88	48	517	899	64	8.7	0.6	3.7	6.4	1.74
1991	144	73	71	3.80	1.42	44	5	5	1247.1	1,206	611	527	95	38	566	871	74	8.7	0.7	4.1	6.3	1.54
1992	144	67	77	4.25	1.39	39	15	10	1240.0	1,257	650	586	125	43	471	742	48	9.1	0.9	3.4	5.4	1.58
1993	144	70	74	4.47	1.35	30	13	11	1244.0	1,289	679	618	160	27	392	817	51	9.3	1.2	2.8	5.9	2.08
1994	144	68	76	4.45	1.44	34	14	6	1243.2	1,320	713	615	144	63	473	794	60	9.6	1.0	3.4	5.7	1.68
1995	144	76	68	4.26	1.39	36	12	10	1238.1	1,301	660	586	132	53	423	820	51	9.5	1.0	3.1	6.0	1.94
1996	144	79	65	4.21	1.37	42	5	10	1245.0	1,299	668	582	164	48	412	912	54	9.4	1.2	3.0	6.6	2.21
1997	144	61	83	5.36	1.57	35	8	7	1215.2	1,316	807	724	194	52	598	906	62	9.7	1.4	4.4	6.7	1.52
1998	143	79	64	4.94	1.47	46	5	6	1235.1	1,399	772	678	177	58	420	834	38	10.2	1.3	3.1	6.1	1.99
1999	141	81	60	4.77	1.43	29	6	5	1226.0	1,313	744	650	177	62	438	957	64	9.6	1.3	3.2	7.0	2.18
2000	143	64	79	5.03	1.50	35	3	3	1230.1	1,352	771	687	184	58	487	875	64	9.9	1.3	3.6	6.4	1.80
2001	144	70	74	4.80	1.44	34	2	2	1249.1	1,359	731	666	181	56	442	967	53	9.8	1.3	3.2	7.0	2.19
2002	144	76	68	4.17	1.42	38	4	5	1268.1	1,289	673	587	113	55	510	970	70	9.1	0.8	3.6	6.9	1.90
2003	143	70	73	4.40	1.41	31	6	1	1276.2	1,303	686	624	132	56	501	859	60	9.2	0.9	3.5	6.1	1.71
2004	144	71	73	4.65	1.45	34	5	7	1240.1	1,370	728	641	171	71	425	969	62	9.9	1.2	3.1	7.0	2.28
2005	144	72	71	4.89	1.50	36	1	8	1246.2	1,388	751	677	163	47	483	917	59	10.0	1.2	3.5	6.6	1.90
2006	144	53	91	4.58	1.44	28	2	4	1235.1	1,360	734	628	137	40	424	843	70	9.9	1.0	3.1	6.1	1.99
2007	144	73	71	4.40	1.37	33	1	9	1277.0	1,297	694	624	157	35	454	904	60	9.1	1.1	3.2	6.4	1.99
2008	144	63	81	4.72	1.47	31	2	5	1240.1	1,297	732	651	163	29	532	921	76	9.4	1.2	3.9	6.7	1.73
2009	144	64	80	4.29	1.37	25	6	17	1259.2	1,296	652	601	104	32	430	1,013	59	9.3	0.7	3.1	7.2	2.36
2010	144	81	63	4.01	1.33	31	3	11	1289.1	1,276	639	574	150	62	436	899	46	8.9	1.0	3.0	6.3	2.06
2011	142	79	63	4.26	1.41	41	3	9	1252.1	1,274	666	593	138	53	490	991	75	9.2	1.0	3.5	7.1	2.02
2012	144	83	61	4.24	1.45	42	3	7	1289.2	1,368	681	607	137	44	501	1,082	72	9.6	1.0	3.5	7.6	2.16
2013	144	70	74	3.91	1.42	33	1	8	1254.0	1,240	622	545	103	41	537	1,183	82	8.9	0.7	3.9	8.5	2.20
2014	143	76	67	4.27	1.38	38	1	7	1251.2	1,247	665	594	149	50	475	1,105	82	9.0	1.1	3.4	8.0	2.33
2015	144	80	64	3.86	1.34	40	2	8	1255.1	1,224	592	539	120	43	453	1,075	60	8.8	0.9	3.3	7.7	2.37
2016	140	58	82	4.66	1.47	29	2	6	1225.0	1,285	713	634	146	47	521	1,039	67	9.4	1.1	3.8	7.6	1.99
2017	141	69	72	4.61	1.43	33	1	9	1232.1	1,290	697	631	152	54	469	1,098	65	9.4	1.1	3.4	8.0	2.34
2018	140	66	74	4.39	1.42	37	4	14	1208.0	1,250	643	589	105	54	460	1,038	96	9.3	0.8	3.4	7.7	2.26
2019	139	59	80	5.39	1.57	26	1	6	1208.1	1,322	803	723	216	74	574	1,044	70	9.9	1.6	4.3	7.8	1.82
2020																						
SEASON CANCELED DUE TO COVID-19																						
2021	129	73	56	5.26	1.48	32	0	3	1128.1	1,173	710	659	187	74	496	1,226	92	9.4	1.5	4.0	9.8	2.47
2022	149	71	78	4.83	1.44	28	1	6	1287.0	1,286	788	690	196	67	570	1,216	77	9.0	1.4	4.0	8.5	2.13
2023	145	68	77	5.34	1.57	27	0	2	1274.1	1,303	821	756	208	73	695	1,282	79	9.2	1.5	4.9	9.1	1.84

Single-season franchise records are in **BOLD**, record ties represented in *ITALICS*

STORM CHASERS ORGANIZATION

2024 OMAHA STORM CHASERS

2023 SEASON IN REVIEW

PLAYER & COACH DATABASE

HISTORY & RECORDS

INTERNATIONAL LEAGUE

ROYALS ORGANIZATION

GENERAL INFORMATION

TEAM RECORDS (SEASON)

TEAM GENERAL RECORDS (SEASON)

Most Games Played	154 (1984)	Fewest Games Played	129 (2021)
Most Wins	86 (1990)	Fewest Wins	53 (2006)
Most Losses	91 (2006)	Fewest Losses	55 (1969)
Longest Winning Streak... 11 Games (1993, 2023)		Longest Losing Streak.....	13 Games (1974)
Most Home Wins.....	50 (1990)	Fewest Home Wins.....	25 (2003)
Most Home Losses.....	47 (2003)	Fewest Home Losses	24 (1990)
Most Road Wins.....	47 (1976)	Fewest Road Wins.....	22 (2006)
Most Road Losses	52 (1984)	Fewest Road Losses	21 (1976)
Best Home Winning Percentage676 (1990)	Worst Home Winning Percentage347 (2003)
Best Road Winning Percentage691 (1976)	Worst Road Winning Percentage.....	.306 (2006)
Most Extra-Inning Games.....	20 (1995, 1997)	Fewest Extra-Inning Games	4 (2023)
Most Extra-Inning Wins	11 (1970, 1978, 2007)	Fewest Extra-Inning Wins.....	2 (2023)
Most Extra-Inning Losses.....	13 (1995, 2009)	Fewest Extra-Inning Losses.. 2 (2004, 2005, 2023)	
Most One-Run Games.....	58 (1976)	Fewest One-Run Games.....	31 (2004)
Most One-Run Wins	32 (1972)	Fewest One-Run Wins.....	12 (2023)

TEAM BATTING RECORDS (SEASON)

Highest Batting Average.....	.290 (2012)	Lowest Batting Average.....	.244 (1979)
Most At-Bats	5,032 (2012)	Fewest At-Bats	4,305 (1978)
Most Hits	1,460 (2012)	Fewest Hits.....	1,058 (1979)
Most Runs Scored	826 (1999)	Fewest Runs Scored.....	479 (1972)
Most Total Bases.....	2,405 (1999)	Fewest Total Bases.....	2,405 (1999)
Most Doubles.....	281 (2003)	Fewest Doubles.....	161 (1979)
Most Triples.....	62 (1986)	Fewest Triples.....	16 (1997)
Most Home Runs	231 (1999, 2021)	Fewest Home Runs	48 (1985)
Most Extra-Base Hits.....	528 (1999)	Fewest Extra-Base Hits.....	246 (1972)
Most Runs Batted In	779 (1999)	Fewest Runs Batted In	425 (1972)
Most Stolen Bases	223 (2023)	Fewest Stolen Bases	38 (1974)
Most Caught Stealing	97 (1991)	Fewest Caught Stealing	26 (2008)
Most Walks	671 (2023)	Fewest Walks.....	383 (2018)
Most Strikeouts	1,352 (2022)	Fewest Strikeouts	601 (1981)
Most Sacrifice Flies.....	61 (2007)	Fewest Sacrifice Flies.....	25 (2015)
Most Sacrifice Hits.....	78 (1970)	Fewest Sacrifice Hits	12 (2022)
Most Hit By Pitches	112 (2002)	Fewest Hit By Pitches	19 (1985)
Highest On-Base Percentage371 (1969)	Lowest On-Base Percentage.....	.318 (1984)
Highest Slugging Percentage.....	.498 (1999)	Lowest Slugging Percentage.....	.330 (1972)
Highest OPS.....	.858 (1999)	Lowest OPS.....	.649 (1972)

TOGETHER FOREVER

Omaha has been the Triple-A affiliate of the Kansas City Royals since 1969, the first year in the history of both franchises. Their ongoing relationship is the longest at the Triple-A level and the third-longest in all of Minor League Baseball. Only the Reading Fightin' Phils (Philadelphia Phillies) and Lakeland Flying Tigers (Detroit Tigers) have been affiliated with their parent clubs longer, both beginning their relationships in 1967.

TEAM RECORDS (SEASON)

TEAM PITCHING RECORDS (SEASON)

Highest ERA.....	5.39 (2019)	Lowest ERA	2.88 (1972)
Highest WHIP	1.57 (1997)	Lowest WHIP	1.23 (1972)
Most Complete Games.....	67 (1969)	Fewest Complete Games.....	0 (2021, 2023)
Most Shutouts	19 (1972)	Fewest Shutouts	1 (2003)
Most Saves	48 (1990)	Fewest Saves.....	12 (1974)
Most Innings Pitched	1290.1 (1989)	Fewest Innings Pitched	1128.1 (2021)
Most Hits Allowed.....	1,399 (1998)	Fewest Hits Allowed	1,034 (1972)
Most Earned Runs Allowed	821 (2023)	Fewest Earned Runs Allowed.....	386 (1972)
Most Home Runs Allowed.....	216 (2019)	Fewest Home Runs Allowed.....	66 (1988)
Most Hit By Pitch.....	74 (2019, 2021)	Fewest Hit By Pitch.....	15 (1981)
Most Walks Allowed	695 (2023)	Fewest Walks Allowed.....	383 (1988)
Most Strikeouts.....	1,282 (2023)	Fewest Strikeouts	536 (1979)
Most Wild Pitches	96 (2018)	Fewest Wild Pitches	25 (1982)
Most Intentional Walks	62 (1975)	Fewest Intentional Walks	6 (2002)
Most Balks	33 (1988)	Fewest Balks	1 (1969)
Highest Hits/9.....	10.2 (1998)	Lowest Hits/9	7.7 (1972)
Highest Home Runs/9.....	1.6 (2019)	Lowest Home Runs/9.....	0.5 (1972, 1988, 1989)
Highest Walks/9	4.9 (2023)	Lowest Walks/9.....	2.7 (1988)
Highest Strikeouts/9.....	9.8 (2021)	Lowest Strikeouts/9.....	4.1 (1979)
Highest Strikeouts/Walk	2.47 (2021)	Lowest Strikeouts/Walk.....	1.17 (1979)

TEAM FIELDING RECORDS (SEASON)

Highest Fielding Percentage.....	.983 (2018)	Lowest Fielding Percentage964 (1974)
Most Putouts.....	3,871 (1989)	Fewest Putouts.....	3,386 (2021)
Most Outfield Assists.....	50 (2000)	Fewest Outfield Assists.....	18 (2018)
Most Assists.....	1,674 (1994)	Fewest Assists.....	1,156 (2021)
Most Errors.....	185 (1970)	Fewest Errors.....	85 (2018)
Most Double Plays	173 (2008)	Fewest Double Plays	93 (1984)
Most Passed Balls.....	33 (1985)	Fewest Passed Balls.....	4 (1981, 2017)
Most Stolen Bases.....	141 (2023)	Fewest Stolen Bases	52 (1996, 1999)
Most Caught Stealing	56 (1995)	Fewest Caught Stealing	24 (2021)

OMAHA SINGLE-SEASON HOME RUN LEADERS

RANK	YEAR	PLAYER	TOTAL	RANK	YEAR	PLAYER	TOTAL
1.	1998	Chris Hatcher	%#46	13.	2014	Francisco Peña	27
2.	2005	Calvin Pickering	35	-	2004	Jed Hansen	27
-	1999	Kit Pellow	35	-	2002	Kit Pellow	27
4.	2021	Ryan McBroom	*#32	-	1994	Glenn Davis	27
-	2007	Craig Brazell	#32	-	1994	Dwayne Hosey	27
6.	2014	Carlos Peguero	30	-	1982	Bombo Rivera	27
-	2005	Aaron Guiel	30	19.	1999	Mark Quinn	25
8.	1993	Bob Hamelin	29	-	1996	Joe Nunnally	25
9.	2022	Brewer Hicklen	28	21.	2018	Frank Schwindel	24
-	2014	Matt Fields	28	-	2017	Jorge Soler	24
-	1999	Steve Gibralter	28	-	2012	Wil Myers	24
-	1999	Joe Vitiello	28	-	2010	Kila Ka'aihue	24
-				-	1994	Russ McGinnis	24

STORM CHASERS
ORGANIZATION

2024 OMAHA
STORM CHASERS

2023 SEASON
IN REVIEW

PLAYER & COACH
DATABASE

HISTORY &
RECORDS

INTERNATIONAL
LEAGUE

ROYALS
ORGANIZATION

GENERAL
INFORMATION

INDIVIDUAL RECORDS (SEASON)

HITTING

	STAT	PLAYER	SEASON
Games Played	149	Dave Leeper	1984
At Bats	599	Manny Castillo	1980
Runs Scored	103	Adrian Brown	2005
		George Spriggs	1969
Hits	182	Manny Castillo	1981
Total Bases	313	Chris Hatcher	1998
Extra-Base Hits	69	Chris Hatcher	1998
Doubles	38	Frank Schwindel	2018
Triples	20	Fred Rico	1969
Home Runs	46	Chris Hatcher	1998
Runs Batted In	106	Chris Hatcher	1998
Walks	128	Ken Phelps	198
Strikeouts	202	Brewer Hicklen	2022
Hit By Pitches	26	Sal Fasano	1999
Stolen Bases	75	Germán Barranca	1979
Caught Stealing	20	Tom Goodwin	1994
Sacrifices	21	Terry Shumpert	1993
		Keith Marshall	1973
Sacrifice Flies	12	Luis de los Santos	1990
Double Plays Grounded Into	24	Mike Aviles	2007
Batting Average	.384	José Martínez	2015
On-Base Percentage	.469	Jeremy Giambi	1998
Slugging Percentage	.645	Chris Hatcher	1998
OPS	1.103	Jeremy Giambi	1998

Single Season averages based on minimum 2.7 plate appearances/game

PITCHING

	STAT	PLAYER	SEASON
Wins	16	Gary Lance	1977
		Mark Littell	1973
Losses	15	David Cone	1985
		Keith Creel	1984
Saves	33	Mark Huismann	1985
Appearances	61	Allen McDill	1998
Games Started	30	Steve Busby	1972
Games Finished	56	Mark Huismann	1985
Complete Games	18	Dennis Leonard	1974
Complete Game Shutouts	7	Monty Montgomery	1972
Innings Pitched	223.0	Dennis Leonard	1974
Strikeouts	221	Steve Busby	1972
Hits Allowed	208	Brian Harrison	1997
Runs Allowed	116	Kris Wilson	2004
		Brian Harrison	1998
Earned Runs Allowed	108	Brian Harrison	1998
Home Runs Allowed	39	Kris Wilson	2004
Walks	104	Al Autry	1973
Hit Batters	14	Christian Binford	2017
		Kris Wilson	1998
Wild Pitches	23	Craig Pippin	1987
Total Batters Faced [△]	783	Brian Harrison	1997
Earned Run Average (ERA)	2.02	Steve Farr	1985
Walks+Hits Per IP (WHIP)	1.01	Rick Reed	1993
Opponents' Batting Average *	.227	Ryan Verdugo	2012
Strikeouts Per Walk (K/BB)	4.68 (145 K/31 BB)	Stan Clarke	1989
Strikeouts Per 9 Innings (K/9)	9.8 (158 K/145.1 IP)	Jose de Jesus	1989

Single Season ratios based on minimum 0.8 IP/Game

[△] Tracked Since 1991

* Tracked Since 2005

INDIVIDUAL RECORDS (CAREER)

HITTING

	STAT	PLAYER	SEASONS
Games Played	724	Jed Hansen	1996-1999, 2001-2004
At Bats	2,498	Jed Hansen	1996-1999, 2001-2004
Plate Appearances	2,890	Jed Hansen	1996-1999, 2001-2004
Runs Scored	387	Jed Hansen	1996-1999, 2001-2004
Hits	674	Irving Falú	2004, 2009-2013, 2016
Total Bases	1,134	Jed Hansen	1996-1999, 2001-2004
Extra-Base Hits	250	Jed Hansen	1996-1999, 2001-2004
Doubles	127	Jed Hansen	1996-1999, 2001-2004
Triples	37	David Lough	2010-2013
Home Runs	106	Kit Pellow	1998-2002
Runs Batted In	350	Aaron Guiel	2000-2006
Walks	320	Jed Hansen	1996-1999, 2001-2004
Strikeouts	667	Jed Hansen	1996-1999, 2001-2004
Hit By Pitches	67	Aaron Guiel	2000-2006
Stolen Bases	139	Gary Thurman	1986-1990
Caught Stealing	48	Tim Ireland	1978-1982
Sacrifice Hits	48	David Lough	2010-2013
Sacrifice Flies	30	Luis de los Santos	1987-1990
Batting Average	.365	Jeremy Giambi	1998-1999
On-Base Percentage	.470	Jeremy Giambi	1998-1999
Slugging Percentage	.648	Jeremy Giambi	1998-1999
OPS	1.118	Jeremy Giambi	1998-1999

Averages based on minimum 500 career plate appearances with Omaha

PITCHING

	STAT	PLAYER	SEASONS
Wins	61	Jerry Cram	1969-1972, 1976-1981
Losses	54	Jerry Cram	1969-1972, 1976-1981
Saves	59	Mark Huismann	1983-1985, 1991-1992
Appearances	314	Jerry Cram	1969-1972, 1976-1981
Games Started	98	Chris George	2000-2005
Complete Games	27	Bill Paschall	1978-1981
Complete Game Shutouts	10	Monty Montgomery	1970-1973
Innings Pitched	959.0	Jerry Cram	1969-1972, 1976-1981
Strikeouts	586	Jerry Cram	1969-1972, 1976-1981
Hits Allowed	978	Jerry Cram	1969-1972, 1976-1981
Runs Allowed	451	Jerry Cram	1969-1972, 1976-1981
Earned Runs Allowed	383	Jerry Cram	1969-1972, 1976-1981
Home Runs Allowed	83	Jerry Cram	1969-1972, 1976-1981
Walks	311	Jerry Cram	1969-1972, 1976-1981
Hit Batters	24	Brian Harrison	1995, 1997-1998
Wild Pitches	43	Jerry Cram	1969-1972, 1976-1981
Total Batters Faced [^]	2,605	Chris George	2000-2005
Earned Run Average (ERA)	2.38	Louis Coleman	2010-2015
Walks+Hits Per IP (WHIP)	1.10	Rick Reed	1992-1993
Opponents' Batting Average *	.206	Louis Coleman	2010-2015
Strikeouts Per Walk (K/BB)	5.06	Jason Rakers	2000-2001
Strikeouts Per 9 Innings (K/9)	12.11	Josh Staumont	2017-2019, 2022

Averages based on minimum 170.0 innings pitched with Omaha

[^] Tracked Since 1991

* Tracked Since 2005

TOP 10 HITTING - SINGLE GAME

MODERN ERA (2005-PRESENT)

PLATE APPEARANCES

1.	9	Jarrod Dyson	4/10/12 vs. Round Rock
2.	8	Irving Falú	4/10/12 vs. Round Rock
	8	Johnny Givatotella	4/10/12 vs. Round Rock
	8	Tony Abreu	4/10/12 vs. Round Rock
	8	David Lough	4/10/12 vs. Round Rock
	8	Kevin Kouzmanoff	4/10/12 vs. Round Rock
	8	Derrick Robinson	4/10/12 vs. Round Rock
	8	Wilson Betemit	4/9/10 vs. Memphis
	8	Buck Coats	4/9/10 vs. Memphis
	8	Irving Falú	4/9/10 vs. Memphis
	8	Kila Ka'aihue	4/9/10 vs. Memphis
	8	David Lough	4/9/10 vs. Memphis
	8	Marc Maddox	4/9/10 vs. Memphis
	8	Jordan Parraz	4/9/10 vs. Memphis
	8	Scott Thorman	4/9/10 vs. Memphis
	8	Shane Costa	7/2/08 @ Iowa
	8	Mitch Maier	7/2/08 @ Iowa
	8	Brayan Peña	7/2/08 @ Iowa

RUNS SCORED

1.	5	Brett Eibner	5/12/14 vs. New Orleans
2.	4	Maikel Garcia	9/15/22 @ Columbus
	4	Vinnie Pasquantino	5/25/22 @ Louisville
	4	Nick Pratto	4/30/22 vs. Toledo
	4	Edward Olivares	10/1/21 @ Iowa
	4	Lucius Fox	10/1/21 @ Iowa
	4	Emmanuel Rivera	6/15/21 vs. Louisville
	4	Ryan O'Hearn	6/4/21 vs. Iowa
	4	Nick Heath	7/31/19 @ Tacoma
	4	Adalberto Mondesi	6/15/17 @ Oklahoma City
	4	Francisco Peña	6/16/15 vs. Iowa
	4	Christian Colón	5/12/14 vs. New Orleans
	4	Wil Myers	8/12/12 @ Tucson
	4	Salvador Perez	6/8/12 vs. Round Rock
	4	Johnny Givatotella	4/8/12 vs. Albuquerque
	4	Irving Falú	8/30/10 vs. Round Rock
	4	Mike Moustakas	8/30/10 vs. Round Rock
	4	Marc Maddox	6/15/10 @ Albuquerque
	4	Scott Thorman	5/11/10 @ Reno
	4	Alex Gordon	4/16/10 @ Albuquerque
	4	Alex Gordon	9/2/09 vs. Iowa
	4	Kila Ka'aihue	4/21/09 vs. Oklahoma City
	4	Brayan Peña	9/1/08 @ Iowa
	4	Kerry Robinson	8/31/06 @ New Orleans
	4	Justin Huber	8/9/06 vs. Tacoma
	4	Jeff Keppinger	7/27/06 @ Las Vegas

HITS

1.	6	Matt Diaz	7/27/05 @ Portland
2.	5	Dairon Blanco	9/15/22 @ Columbus
	5	Vinnie Pasquantino	5/25/22 @ Louisville
	5	Sebastian Rivero	6/10/2021 @ St. Paul
	5	Nicky Lopez	7/27/18 @ Fresno
	5	Whit Merrifield	8/14/14 vs. Salt Lake
	5	Matt Fields	4/9/14 vs. Memphis
	5	Brett Eibner	4/9/14 vs. Memphis
	5	Xavier Nady	4/27/13 vs. Iowa
	5	Wil Myers	8/12/12 @ Tucson
	5	Clint Robinson	8/12/12 @ Tucson
	5	Salvador Perez	6/8/12 vs. Round Rock
	5	Johnny Givatotella	4/28/12 @ Memphis
	5	Lorenzo Cain	8/31/11 vs. Round Rock
	5	Johnny Givatotella	7/31/11 @ Oklahoma City
	5	Irving Falú	5/16/11 @ Colorado Springs
	5	Jordan Parraz	5/18/10 @ Las Vegas
	5	Brayan Peña	9/1/08 @ Iowa
	5	Mitch Maier	5/3/08 @ Fresno
	5	Fernando Cortez	6/12/07 @ Iowa
	5	Calvin Pickering	9/4/05 @ Oklahoma
	5	Matt Diaz	7/31/05 vs. Fresno

TOTAL BASES

1.	14	Mike Moustakas	8/30/10 vs. Round Rock
2.	13	Drew Waters	5/21/23 vs. Toledo
	13	Vinnie Pasquantino	5/25/22 @ Louisville
	13	Matt Diaz	7/31/05 vs. Fresno
5.	12	Clay Dungan	6/26/22 vs. Columbus
	12	MJ Melendez	8/27/21 @ Iowa
	12	Ryan McBroom	6/13/21 @ St. Paul
	12	Brett Eibner	5/12/16 vs. Memphis
	12	Francisco Peña	6/16/15 vs. Iowa
	12	Brett Eibner	4/9/14 vs. Memphis
	12	Jordan Parraz	5/18/10 @ Las Vegas

DOUBLES

1.	4	Jordan Parraz	5/18/10 @ Las Vegas
2.	3	Dairon Blanco	9/15/22 @ Columbus
	3	José Briceño	7/30/22 @ Syracuse
	3	Michael Massey	6/26/22 vs. Columbus
	3	Bubba Starling	6/30/21 @ St. Paul
	3	Paulo Orlando	5/28/18 vs. Round Rock
	3	Ruben Sosa	7/16/17 vs. Nashville
	3	Balbino Fuenmayor	5/27/16 vs. El Paso
	3	Brian Bockock	9/1/14 vs. Colorado Springs
	3	Irving Falú	8/27/12 @ Memphis
	3	Mike Avilés	7/16/11 vs. New Orleans
	3	Alex Gordon	6/14/10 @ Albuquerque
	3	Jai Miller	6/4/10 @ New Orleans
	3	Jordan Parraz	5/15/10 @ Las Vegas
	3	Mario Lissou	9/4/09 @ Round Rock
	3	Craig Brazell	6/14/07 @ Iowa
	3	Fernando Cortez	6/12/07 @ Iowa
	3	Kerry Robinson	6/15/06 @ Nashville
	3	Ruben Gotay	4/14/06 @ Memphis

TRIPLES

1.	2	Angel Franco	5/6/16 vs. Iowa
	2	Irving Falú	5/5/13 vs. Memphis
	2	Irving Falú	8/15/11 @ Salt Lake
	2	Irving Falú	5/16/11 @ Colorado Springs
	2	David Lough	8/9/10 vs. Tacoma
	2	Jason Smith	5/18/08 @ Albuquerque
	2	Kerry Robinson	8/17/06 vs. Albuquerque
	2	Chad Allen	5/4/06 @ Albuquerque

HOME RUNS

1.	3	Ryan McBroom	6/13/21 @ St. Paul
	3	Brett Eibner	5/12/16 vs. Memphis
	3	Francisco Peña	6/16/15 vs. Iowa
	3	Mike Moustakas	8/30/10 vs. Round Rock
5.	2	142 Tied (Last: Nick Pratto, 9/1/23 vs. Louisville)	

RUNS BATTED IN

1.	11	Mike Moustakas	8/30/10 vs. Round Rock
2.	9	Brett Eibner	4/9/14 vs. Memphis
3.	8	Jimmy Paredes	5/12/14 vs. New Orleans
4.	7	Brett Hayes	4/14/13 vs. Nashville
	7	Lorenzo Cain	5/14/11 @ Colorado Springs
6.	6	Freddy Fermin	4/8/23 vs. Toledo
	6	Freddy Fermin	8/26/22 vs. Scranton/WB
	6	Gabriel Cancel	6/23/21 @ Iowa
	6	Ryan O'Hearn	6/10/21 @ St. Paul
	6	Jorge Bonifacio	7/31/19 @ Tacoma
	6	Elier Hernández	4/8/19 @ Memphis
	6	Jorge Soler	6/11/17 vs. New Orleans
	6	Brett Eibner	5/12/16 vs. Memphis
	6	Brett Eibner	4/16/15 @ Memphis
	6	Matt Fields	6/6/14 vs. Oklahoma City
	6	Max Ramírez	4/16/12 @ Albuquerque
	6	Tug Hulett	5/17/09 @ Colorado Springs
	6	Justin Huber	6/10/07 vs. Nashville
	6	Chad Allen	7/3/06 vs. Iowa
	6	Justin Huber	8/2/05 @ Tacoma

TOP 10 HITTING - SINGLE GAME

MODERN ERA (2005-PRESENT)

WALKS

1.	4	Samad Taylor	7/26/23 @ Columbus
4	MJ Melendez	8/22/21 vs. Columbus	
4	Brett Eibner	5/22/16 @ Reno	
4	Whit Merrifield	5/24/15 vs. Reno	
4	Kila Ka'aihue	6/15/10 @ Albuquerque	
4	Kila Ka'aihue	9/3/09 vs. Iowa	
4	Kila Ka'aihue	7/27/09 vs. Round Rock	
4	Ryan Shealy	4/30/09 @ Nashville	
4	Brett Bigler	8/24/08 vs. Memphis	
4	Chris Lubanski	6/10/08 @ Oklahoma	
4	Joey Gathright	4/16/07 vs. Albuquerque	
4	Mark Teahen	6/1/06 vs. New Orleans	
13.	3	144 Tied (Last: Tyler Gentry, 9/12/23 vs. Indianapolis)	

INTENTIONAL WALKS

1.	2	Tony Cruz	7/1/16 vs. Memphis
2	Anthony Seratelli	7/1/13 vs. New Orleans	
2	Johnny Givotella	6/23/13 @ Oklahoma City	
2	Anthony Seratelli	6/23/13 @ Oklahoma City	
2	Derrick Robinson	7/18/12 vs. Oklahoma City	
2	Alex Gordon	7/3/09 vs. New Orleans	
2	Mitch Maier	4/14/09 @ Round Rock	

STRIKEOUTS

1.	5	Drew Waters	8/10/22 @ Toledo
5	Cody Decker	4/10/16 vs. New Orleans	
5	Carlos Peguero	7/25/14 @ New Orleans	
4.	4	93 Tied (Last: CJ Alexander, 9/24/23 @ Columbus)	

HIT BY PITCHES

1.	3	Andrés Blanco	4/27/06 vs. Round Rock
2.	2	Dairon Blanco	5/25/23 @ St. Paul
2	Tyler Gentry	5/6/23 vs. Louisville	
2	Jimmy Govern	7/15/22 @ Rochester	
2	Angelo Castellano	5/20/22 vs. St. Paul	
2	Bobby Witt Jr.	9/17/21 vs. Iowa	
2	Taylor Featherston	8/31/19 Oklahoma City	
2	Chase d'Arnaud	8/26/19 vs. Nashville	
2	Cheslor Cuthbert	5/1/19 @ Nashville	
2	Corey Toups	5/4/17 vs. Memphis	
2	Christian Colón	8/18/13 @ Memphis	
2	Adam Moore	8/31/12 @ Albuquerque	
2	David Lough	7/14/12 vs. Iowa	
2	Jason Bourgeois	5/5/12 vs. Oklahoma City	
2	Lorenzo Cain	5/30/11 @ Memphis	
2	Jordan Parraz	8/10/10 vs. Tacoma	
2	Jordan Parraz	5/20/10 vs. Salt Lake	
2	Jordan Parraz	5/13/10 @ Reno	
2	Shane Costa	7/13/07 vs. Iowa	
2	Aaron Guiel	4/27/06 vs. Round Rock	
2	Matt Diaz	5/4/05 vs. Memphis	

REACHING BASE (H, BB, & HBP)

1.	6	Nicky Lopez	7/27/18 @ Fresno (5 H, 1 BB)
6	Brett Eibner	4/9/14 vs. Memphis (5 H, 1 BB)	
6	Irving Falú	8/27/12 @ Memphis (4 H, 2 BB)	
6	Alex Gordon	5/15/10 @ Las Vegas (3 H, 3 BB)	
6	J.R. House	4/15/09 @ Round Rock (4 H, 2 BB)	
6	Matt Diaz	7/27/05 @ Portland (6 H)	
7.	5	102 tied (Last: Tyler Gentry, 9/6/23 @ Iowa)	

STOLEN BASES

1.	4	Samad Taylor	7/5/23 @ Gwinnett
4	Dairon Blanco	5/25/23 @ St. Paul	
4	Samad Taylor	5/5/23 vs. Louisville	
4	Jarrod Dyson	6/10/13 @ Nashville	
5.	3	Dairon Blanco	6/10/23 @ Indianapolis
3	Dairon Blanco	6/8/23 @ Indianapolis	
3	Nate Eaton	5/26/23 @ St. Paul	
3	Samad Taylor	5/26/23 @ St. Paul	
3	Samad Taylor	4/26/23 @ Nashville	
3	Dairon Blanco	4/23/23 vs. Gwinnett	
3	Drew Waters	7/27/22 @ Syracuse	
3	Iván Castillo	7/1/22 @ St. Paul	
3	Brewer Hicklen	4/22/22 @ Memphis	
3	Lucius Fox	8/14/21 vs. Iowa	
3	Lucius Fox	7/18/21 @ Indianapolis	
3	Nick Heath	8/18/19 @ Nashville	
3	Ramón Torres	8/20/17 @ Round Rock	
3	Billy Burns	8/6/17 vs. Sacramento	
3	Adalberto Mondesí	5/1/17 vs. Oklahoma City	
3	Ramón Torres	6/27/16 @ Nashville	
3	Whit Merrifield	4/23/16 vs. Colorado Springs	
3	Whit Merrifield	4/20/16 @ Round Rock	
3	Whit Merrifield	4/19/16 @ Round Rock	
3	Moisés Sierra	6/4/15 @ El Paso	
3	Rey Fuentes	5/21/15 vs. Reno	
3	Paulo Orlando	8/14/14 vs. Salt Lake	
3	David Lough	8/21/10 vs. Memphis	
3	Joey Gathright	5/29/07 Tacoma	
3	Joey Gathright	5/19/07 @ New Orleans	
3	Adrian Brown	9/5/05 @ Oklahoma	
3	Adrian Brown	4/20/05 vs. Albuquerque	

CAUGHT STEALING

1.	2	Billy Burns	5/17/18 @ Iowa
2	Bubba Starling	5/17/17 vs. Tacoma	
2	Orlando Calixte	8/26/16 @ Iowa	
2	Moisés Sierra	7/16/15 @ Nashville	
2	Whit Merrifield	8/10/14 @ Colorado Springs	
2	Irving Falú	7/30/11 @ Oklahoma City	
2	Irving Falú	5/27/11 @ Memphis	

SACRIFICES

1.	2	Jecksson Flores	7/18/19 vs. New Orleans
2	Jecksson Flores	6/23/19 vs. San Antonio	
2	Billy Burns	8/18/18 @ Colorado Springs	
2	Billy Burns	8/16/17 vs. Oklahoma City	
2	Angel Franco	6/2/16 @ Colorado Springs	
2	Terrance Gore	8/24/14 @ Reno	
2	Paul Janish	7/24/14 @ Memphis	
2	Irving Falú	5/23/13 vs. Tucson	
2	David Lough	7/21/12 @ Round Rock	
2	David Lough	6/21/12 vs. Memphis	
2	Irving Falú	6/5/12 vs. Memphis	
2	David Lough	8/23/11 vs. Nashville	
2	Irving Falú	4/22/11 vs. Memphis	
2	Jarrod Dyson	8/8/10 vs. Tacoma	
2	José Duarte	5/29/09 @ Nashville	
2	Brayan Peña	5/25/09 vs. Fresno	
2	Brayan Peña	8/2/08 vs. Salt Lake	
2	Matt Tupman	4/19/08 vs. New Orleans	
2	Matt Tupman	6/21/07 @ New Orleans	
2	Andrés Blanco	5/24/07 vs. Oklahoma	
2	Fernando Cortez	5/8/07 vs. Sacramento	
2	Ruben Gotay	6/5/06 @ Round Rock	
2	Ruben Gotay	5/12/06 vs. Salt Lake	

SACRIFICE FLIES

1.	2	Samad Taylor	4/30/23 @ Nashville
2	Nick Pratto	4/20/23 vs. Gwinnett	
2	Erick Mejia	7/18/19 vs. New Orleans	
2	Humberto Arteaga	6/17/18 @ Reno	
2	Ramón Torres	8/26/17 @ Oklahoma City	
2	José Martínez	4/24/16 vs. Colorado Springs	
2	Max Ramírez	6/10/13 @ Nashville	
2	Yamaico Navarro	8/26/11 @ New Orleans	
2	Tim Raines Jr.	9/2/09 vs. Iowa	

STORM CHASERS ORGANIZATION

2024 OMAHA STORM CHASERS

2023 SEASON IN REVIEW

PLAYER & COACH DATABASE

HISTORY & RECORDS

INTERNATIONAL LEAGUE

ROYALS ORGANIZATION

GENERAL INFORMATION

TOP 10 PITCHING - SINGLE GAME

MODERN ERA (2005-PRESENT)

INNINGS PITCHED

- 9.0 Arnaldo Hernandez...8/15/18 vs. Oklahoma City
- 9.0 Aaron Brooks8/23/14 @ Tacoma
- 9.0 Chris Dwyer8/11/12 @ Tucson
- 9.0 Luis Mendoza7/18/11 @ Memphis
- 9.0 Jeff Suppan6/21/11 @ Nashville
- 9.0 Philip Humber7/30/10 @ Nashville
- 9.0 Bruce Chen6/19/09 @ Albuquerque
- 9.0 Heath Phillips6/6/09 vs. Nashville
- 9.0 Heath Phillips5/25/09 vs. Fresno
- 9.0 Ben Hendrickson8/4/07 vs. Las Vegas
- 9.0 Dennis Tankersley8/19/05 @ New Orleans
- 8.2 Bryan Bullington4/25/10 vs. Albuquerque
- 8.1 Lenny DiNardo8/25/09 vs. Oklahoma City
- 8.1 Heath Phillips7/27/09 vs. Round Rock
- 8.1 Billy Buckner8/3/07 vs. Las Vegas
- 8.1 Danny Tamayo8/1/05 @ Tacoma
- 7.8.0 41 Tied (Last: Arnaldo Hernandez, 8/26/19 vs. Nashville)

INNINGS PITCHED (RELIEVER)

- 8.0 José Capellán7/21/08 vs. Round Rock
- 7.0 Austin Cox9/22/22 vs. Iowa
- 7.0 Yohan Pino4/12/15 @ New Orleans
- 7.0 Luis Mendoza5/30/11 @ Memphis
- 7.0 Bruce Chen6/2/09 vs. Round Rock
- 6.2 Jake Odorizzi6/7/12 vs. Round Rock
- 6.2 Matt Wright8/24/08 vs. Memphis
- 6.2 Ryan Baerlocher6/10/06 vs. Oklahoma
- 6.2 Chris George6/22/05 @ New Orleans
- 6.1 Brandon Duckworth8/2/08 vs. Salt Lake
- 6.1 Danny Tamayo8/27/05 vs. Oklahoma

LONGEST HITLESS OUTINGS

- 7.0 Brandon Duckworth6/10/08 @ New Orleans
- 6.2 Jonathan Dzedzic4/16/17 vs. New Orleans
- 6.0 Gaby Hernandez4/13/10 vs. Nashville
- 6.0 Nick Tevesch7/23/16 @ Nashville
- 5.0 Brian Boehringer7/6/06 @ Oklahoma
- 4.0 Jackson Kowar8/9/22 @ Toledo
- 4.0 Carlos Rosa6/7/08 vs. Iowa
- 4.0 Everett Teaford5/2/13 @ New Orleans
- 3.2 Gil Meche8/3/09 @ Memphis
- 3.1 Brian Flynn6/10/16 @ New Orleans
- 3.1 Kelvin Herrera7/4/13 @ Round Rock
- 3.0 Jorge Campillo5/23/10 vs. Salt Lake
- 3.2 Denny Bautista8/31/05 vs. Iowa
- 2.1 Mike Minor7/28/16 @ Round Rock

HITS ALLOWED

- 15 Justin Marks6/22/13 @ Oklahoma City
- 15 Gaby Hernandez5/22/10 vs. Salt Lake
- 14 Andrés Machado5/5/18 vs. New Orleans
- 13 Onelki García8/21/17 @ Round Rock
- 13 Jeff Suppan5/16/11 @ Colorado Springs
- 13 Philip Humber6/4/10 @ New Orleans
- 12 Jake Kalish9/24/21 vs. Indianapolis
- 12 Heath Fillmyer6/1/18 @ Oklahoma City
- 12 Heath Fillmyer5/27/18 vs. Round Rock
- 12 Onelki García8/16/17 vs. Oklahoma City
- 12 Yender Cáramo6/10/17 vs. New Orleans
- 12 Yender Cáramo6/3/17 @ Memphis
- 12 Christian Binford7/9/16 @ Oklahoma City
- 12 John Lannan6/21/16 vs. New Orleans
- 12 Doug Davis8/22/12 vs. New Orleans
- 12 Jeff Suppan7/22/11 vs. Round Rock
- 12 Gaby Hernandez6/27/10 @ Oklahoma City
- 12 Luis Mendoza6/26/10 @ Oklahoma City
- 12 Román Colón7/29/08 @ Tucson
- 12 Runelvys Hernández6/8/06 vs. Oklahoma
- 12 Ryan Jensen8/25/05 vs. Oklahoma
- 12 Danny Tamayo8/22/05 vs. New Orleans
- 12 Danny Tamayo6/2/05 vs. New Orleans

STRIKEOUTS

- 12 Jakob Junis5/26/17 @ Nashville
- 12 Josh Staumont5/1/17 vs. Oklahoma City
- 12 Josh Staumont4/13/17 vs. Round Rock
- 12 Liam Hendriks8/1/14 vs. Memphis
- 11 John Lamb7/9/14 vs. Iowa
- 11 Bruce Chen6/18/14 vs. Albuquerque
- 11 Justin Marks8/8/13 vs. Sacramento
- 11 Will Smith4/4/13 @ Round Rock
- 11 Gaby Hernandez7/15/10 @ Nashville
- 11 Philip Humber6/23/10 @ Iowa
- 11 Runelvys Hernández6/13/06 @ Nashville
- 11 Dennis Tankersley7/2/05 vs. Iowa
- 11 Chris George8/29/05 vs. Albuquerque
- 10 19 Tied (Last: Anthony Veneziano, 8/10/23 vs. Iowa)

RUNS

- 12 Foster Griffin5/29/19 vs. Oklahoma City
- 12 Philip Humber6/4/10 @ New Orleans
- 11 Jonathan Heasley4/13/23 @ Iowa
- 11 Luke Farrell5/21/17 vs. Reno
- 11 Mike Montgomery6/28/12 vs. New Orleans
- 11 Mike Montgomery5/14/11 @ Colorado Springs
- 11 Gaby Hernandez5/22/10 vs. Salt Lake
- 11 Denny Bautista7/25/06 @ Las Vegas
- 11 Kyle Middleton7/23/06 vs. Round Rock
- 10 Jonathan Dzedzic8/19/18 @ Colorado Springs
- 10 Andrés Machado5/5/18 vs. New Orleans
- 10 Andrés Machado4/25/18 @ Colorado Springs
- 10 Christian Binford6/27/17 @ Colorado Springs
- 10 John Lannan6/4/16 vs. Nashville
- 10 Gaby Hernandez4/18/10 @ Albuquerque
- 10 Heath Phillips5/13/09 @ Salt Lake
- 10 Bob Keppel7/30/06 @ Tucson
- 10 Donovan Osborne6/29/06 @ Albuquerque
- 10 Ryan Jensen8/25/05 vs. Oklahoma
- 10 Jimmy Gobble4/12/05 @ Albuquerque

EARNED RUNS

- 11 Jonathan Heasley4/13/23 @ Iowa
- 11 Foster Griffin5/29/19 vs. Oklahoma City
- 11 Luke Farrell5/21/17 vs. Reno
- 11 Denny Bautista7/25/06 @ Las Vegas
- 10 Jonathan Dzedzic8/19/18 @ Colorado Springs
- 10 Christian Binford6/27/17 @ Colorado Springs
- 10 Gaby Hernandez5/22/10 vs. Salt Lake
- 10 Gaby Hernandez4/18/10 @ Albuquerque
- 10 Heath Phillips5/13/09 @ Salt Lake
- 10 Kyle Middleton7/23/06 vs. Round Rock
- 10 Ryan Jensen8/25/05 vs. Oklahoma

HOME RUNS

- 6 Matt Wright8/18/07 vs. Albuquerque
- 5 Austin Cox5/31/23 vs. Memphis
- 5 Drew Parrish5/4/23 vs. Louisville
- 5 Christian Binford7/2/17 vs. Colorado Springs
- 5 Chris George5/5/05 vs. Memphis
- 4 21 Tied (Last: Andrew Hoffmann, 9/1/23 vs. Louisville)

TOP 10 PITCHING - SINGLE GAME

MODERN ERA (2005-PRESENT)

STORM CHASERS ORGANIZATION

2024 OMAHA STORM CHASERS

2023 SEASON IN REVIEW

PLAYER & COACH DATABASE

HISTORY & RECORDS

INTERNATIONAL LEAGUE

ROYALS ORGANIZATION

GENERAL INFORMATION

WALKS

1.	7	Josh Staumont.....	5/24/17 @ Nashville
	7	Josh Staumont.....	5/18/17 vs. Tacoma
	7	Chris Dwyer.....	9/1/13 vs. Round Rock
	7	Justin Marks.....	8/31/13 vs. Round Rock
	7	Vin Mazzaro.....	7/30/11 @ Oklahoma City
	7	Vin Mazzaro.....	4/10/11 @ Albuquerque
	7	Tyler Lumsden.....	8/12/07 @ Memphis
8.	6	Andrew Hoffmann.....	8/20/23 @ Toledo
	6	Drew Parrish.....	6/22/22 vs. Columbus
	6	Jake Kalish.....	5/8/21 vs. St. Paul
	6	Conner Greene.....	8/24/19 @ Memphis
	6	Eric Stout.....	9/2/17 vs. Iowa
	6	Josh Staumont.....	6/23/17 vs. Memphis
	6	Miguel Almonte.....	6/28/16 @ Nashville
	6	Mark Peterson.....	6/4/16 vs. Nashville
	6	John Lamb.....	8/14/14 vs. Salt Lake
	6	Chris Dwyer.....	8/27/13 @ Iowa
	6	Justin Marks.....	7/29/13 vs. Nashville
	6	Will Smith.....	4/5/12 vs. Albuquerque
	6	Vin Mazzaro.....	6/30/11 vs. Albuquerque
	6	Anthony Lerew.....	8/4/10 vs. Portland
	6	Gilbert De La Vara.....	8/29/09 vs. New Orleans
	6	Stephen Randolph ...	7/20/09 @ Iowa
	6	Tyler Lumsden.....	4/12/08 @ Memphis
	6	Zach Day.....	5/8/07 vs. Sacramento

HIT BATTERS

1.	3	Jonah Dipoto.....	7/19/23 vs. St. Paul
	3	Andrés Núñez.....	9/11/21 @ St. Paul
	3	Foster Griffin.....	8/29/21 @ Iowa
	3	Jake Kalish.....	8/22/18 @ Oklahoma City
	3	Robinson Tejeda.....	7/6/11 @ New Orleans
	3	Zach Day.....	4/21/07 @ Memphis
7.	2	46 Tied (Last: Will Klein 8/6/23 @ Louisville)	

WILD PITCHES

1.	4	Josh Staumont.....	8/13/18 vs. Oklahoma City
2.	3	Jackson Kowar.....	7/19/23 vs. St. Paul
	3	Jackson Kowar.....	4/15/22 vs. Louisville
	3	Ronald Bolaños.....	10/3/21 @ Iowa
	3	Ronald Bolaños.....	5/21/21 @ Iowa
	3	Onelki García.....	5/4/17 vs. Memphis
	3	Jakob Junis.....	8/21/16 vs. Nashville
	3	Mark Peterson.....	6/4/16 vs. Nashville
	3	Blake Wood.....	8/31/14 vs. Colorado Springs
	3	Nate Adcock.....	5/20/13 vs. Tucson
	3	Nate Adcock.....	5/1/13 @ New Orleans
	3	Román Colón.....	7/16/12 vs. Oklahoma City
	3	Josh Rupe.....	8/14/10 @ Sacramento
	3	Kyle Davies.....	7/31/09 vs. Iowa
	3	Billy Buckner.....	7/28/07 @ Colorado Springs
	3	Kyle Snyder.....	5/27/06 vs. Memphis

GROUND BALL DOUBLE PLAYS INDUCED

1.	4	Trevor Oaks.....	8/12/18 @ Round Rock
	4	Marimon, S.....	6/12/14 @ Sacramento
	4	Heath Phillips.....	6/6/09 vs. Nashville
	4	Billy Buckner.....	7/6/07 @ Round Rock
5.	3	30 Tied (Last: Anthony Veneziano, 6/16/23 @ Columbus)	

TOTAL BATTERS FACED

1.	37	Chris Dwyer.....	8/11/12 @ Tucson
	34	Christian Binford.....	9/3/17 vs. Iowa
3.	33	Aaron Brooks.....	8/23/14 @ Tacoma
	33	Doug Davis.....	8/22/12 vs. New Orleans
	33	Doug Davis.....	7/27/12 @ New Orleans
	33	Anthony Lerew.....	8/9/10 vs. Tacoma
	33	Heath Phillips.....	8/6/09 vs. Las Vegas
8.	32	19 Tied (Last: Brian Flynn, 8/29/19 vs. Nashville)	

PITCHES THROWN

1.	127	Brett Tomko.....	5/8/14 @ Round Rock
2.	123	Doug Davis.....	8/22/12 vs. New Orleans
3.	121	Lenny DiNardo.....	8/20/09 @ Tacoma
4.	119	Justin Marks.....	7/8/13 @ Memphis
	119	Anthony Lerew.....	8/4/10 vs. Portland
6.	118	Doug Davis.....	8/17/12 @ Las Vegas
	118	Doug Davis.....	7/27/12 @ New Orleans
	118	Luis Mendoza.....	7/18/11 @ Memphis
9.	117	Justin Marks.....	6/22/13 @ Oklahoma City
	117	Will Smith.....	5/22/13 vs. Tucson
	117	Vin Mazzaro.....	8/14/11 @ Salt Lake
	117	Ryan Baerlocher.....	7/24/06 vs. Round Rock

BALLS THROWN

1.	54	Luis Mendoza.....	7/18/11 @ Memphis
2.	51	Ryan Verdugo.....	4/28/13 vs. Iowa
	51	Vin Mazzaro.....	7/30/11 @ Oklahoma City
	51	Dusty Hughes.....	8/26/09 vs. New Orleans
5.	50	Chris Dwyer.....	7/31/13 @ Tacoma
	50	Justin Marks.....	7/3/13 vs. New Orleans
	50	Ryan Verdugo.....	5/30/13 @ Oklahoma City
	50	Mike Montgomery....	6/5/12 vs. Memphis
	50	Anthony Lerew.....	8/4/10 vs. Portland
	50	Gaby Hernandez.....	7/20/10 @ Memphis
	50	Tyler Lumsden.....	6/16/08 @ Albuquerque
	50	Kyle Middleton.....	8/23/06 @ Oklahoma

STRIKES THROWN

1.	83	Lenny DiNardo.....	8/20/09 @ Tacoma
2.	81	Christian Binford.....	9/3/17 vs. Iowa
	81	Aaron Brooks.....	8/23/14 @ Tacoma
	81	Ryan Baerlocher.....	7/24/06 vs. Round Rock
5.	80	Arnaldo Hernandez...	8/15/18 vs. Oklahoma City
	80	Eric Skoglund.....	8/20/17 @ Memphis
	80	Will Smith.....	6/26/12 @ Oklahoma City
	80	Bruce Chen.....	6/19/09 @ Albuquerque
9.	79	Eric Skoglund.....	7/21/17 @ El Paso
	79	Liam Hendriks.....	8/1/14 vs. Memphis
	79	Brett Tomko.....	5/8/14 @ Round Rock
12.	78	Vin Mazzaro.....	8/14/11 @ Salt Lake
	78	Anthony Lerew.....	8/15/10 @ Sacramento

STRIKE % (MIN. 75 PITCHES)

1.	82.47%	Arnaldo Hernandez...	8/15/18 vs. Oklahoma City
2.	77.67%	Will Smith.....	6/26/12 @ Oklahoma City
3.	77.32%	Luke Hochevar.....	5/7/09 vs. Memphis
4.	77.22%	Jakob Junis.....	4/7/17 @ Colorado Springs
5.	76.92%	Scott Elarton.....	7/3/07 vs. Oklahoma
6.	76.83%	Ed Yarnall.....	5/15/06 vs. Colorado Springs
7.	76.34%	Lenny DiNardo.....	8/30/09 vs. New Orleans
8.	76.32%	Chris Chavez.....	9/4/09 @ Round Rock
9.	75.26%	John Lannan.....	5/24/16 vs. Albuquerque
10.	75.00%	Aaron Brooks.....	5/7/14 @ Round Rock
	75.00%	Bruce Chen.....	4/20/10 @ Round Rock

PITCHES/INNING (MIN. 75 PITCHES)

1.	9.63	Bryan Bullington.....	4/25/10 vs. Albuquerque
2.	10.13	Ben Hendrickson.....	9/2/07 @ Iowa
3.	10.38	Arnaldo Hernandez...	8/26/19 vs. Nashville
4.	10.71	Kyle Snyder.....	4/16/06 @ Memphis
5.	10.78	Arnaldo Hernandez...	8/15/18 vs. Oklahoma City
6.	10.78	Phillip Humber.....	7/30/10 @ Nashville
7.	10.85	Nate Adcock.....	8/15/12 @ Las Vegas
8.	10.86	Luis Mendoza.....	6/11/10 vs. Nashville
9.	10.88	Andy Van Hekken.....	8/22/06 vs. New Orleans
10.	11.00	Jeff Suppan.....	6/21/11 @ Nashville
	11.00	Bruce Chen.....	4/20/10 @ Round Rock
	11.00	Billy Buckner.....	6/20/07 @ New Orleans

TOP 10 HITTING - SEASON

FRANCHISE HISTORY (1969-PRESENT)

GAMES PLAYED

1.	149	Dave Leeper.....	1984
2.	148	John Morris.....	1984
3.	140	Mitch Maier.....	2007
4.	139	Adrian Brown.....	2005
	139	Bill Pecota.....	1986
6.	137	Bob Hamelin.....	1993
	137	Ron Johnson.....	1982
	137	Manny Castillo.....	1980
9.	136	Paulo Orlando.....	2014
	136	Luis de los Santos.....	1988
	136	Jim Scranton.....	1984
	136	Manny Castillo.....	1981
	136	Steve Staggs.....	1976

AT BATS

1.	599	Manny Castillo.....	1980
2.	550	Adrian Brown.....	2005
3.	544	Whit Merrifield.....	2015
	544	Mitch Maier.....	2007
5.	543	Manny Castillo.....	1981
6.	538	Mike Aviles.....	2007
7.	535	Luis de los Santos.....	1988
8.	534	Dave Leeper.....	1984
9.	521	Luis de los Santos.....	1990
10.	518	Luis de los Santos.....	1987

RUNS SCORED

1.	103	Adrian Brown.....	2005
	103	George Spriggs.....	1969
3.	95	Dwayne Hosey.....	1994
4.	94	Luis Alcaraz.....	1969
5.	93	Aaron Guiel.....	2005
6.	92	Bombo Rivera.....	1982
	92	Steve Staggs.....	1976
8.	88	Kit Pellow.....	1999
	88	Gary Thurman.....	1987
10.	87	David Lough.....	2011

HITS

1.	182	Manny Castillo.....	1981
2.	173	Manny Castillo.....	1980
3.	166	Ron Johnson.....	1982
4.	164	Clint Robinson.....	2011
	164	Luis de los Santos.....	1988
6.	159	Mike Aviles.....	2007
7.	154	Mark Quinn.....	1999
8.	153	Johnny Giavotella.....	2011
9.	152	Lorenzo Cain.....	2011
	152	Mitch Maier.....	2007
	152	Luis de los Santos.....	1987

TOTAL BASES

1.	313	Chris Hatcher.....	1998
2.	277	Kit Pellow.....	1999
3.	268	Clint Robinson.....	2011
4.	267	Aaron Guiel.....	2005
5.	263	Bombo Rivera.....	1982
6.	262	Craig Brazell.....	2007
7.	259	Joe Vitiello.....	1999
8.	258	Frank Schwindel.....	2018
9.	256	Mark Quinn.....	1999
10.	255	Dwayne Hosey.....	1994

EXTRA-BASE HITS

1.	69	Chris Hatcher.....	1998
2.	67	Kit Pellow.....	1999
3.	66	Aaron Guiel.....	2005
4.	65	Craig Brazell.....	2007
5.	63	Frank Schwindel.....	2018
6.	62	Brewer Hicklen.....	2022
7.	61	Joe Vitiello.....	1999
8.	59	Matt Fields.....	2014
9.	58	Clint Robinson.....	2011
	58	Dwayne Hosey.....	1994

DOUBLES

1.	38	Frank Schwindel.....	2018
2.	37	Clint Robinson.....	2012
	37	Steve Hammond.....	1983
4.	36	Hunter Dozier.....	2016
	36	Tony Abreu.....	2012
6.	35	Clint Robinson.....	2011
	35	Clint Hurdle.....	1977
8.	34	Johnny Giavotella.....	2011
9.	33	Johnny Giavotella.....	2014
	33	Craig Brazell.....	2007
	33	Jarrod Patterson.....	2003
	33	Joe Vitiello.....	1999

TRIPLES

1.	20	Fred Rico.....	1969
2.	15	Donzell McDonald.....	2002
3.	14	Rondin Johnson.....	1986
	14	Steve Staggs.....	1976
5.	13	Brett Phillips.....	2019
6.	12	David Lough.....	2010
7.	11	David Lough.....	2012
	11	David Lough.....	2011
	11	Kevin Seitze.....	1986
	11	Dwight Taylor.....	1986
	11	Dave Leeper.....	1984
	11	Manny Castillo.....	1980

HOME RUNS

1.	46	Chris Hatcher.....	1998
2.	35	Calvin Pickering.....	2004
	35	Kit Pellow.....	1999
4.	32	Ryan McBroom.....	2021
	32	Craig Brazell.....	2007
6.	30	Carlos Peguero.....	2014
	30	Aaron Guiel.....	2005
8.	29	Bob Hamelin.....	1993
9.	28	Brewer Hicklen.....	2022
	28	Matt Fields.....	2014
	28	Joe Vitiello.....	1999
	28	Steve Gibraltar.....	1999

RUNS BATTED IN

1.	106	Chris Hatcher.....	1998
2.	100	Clint Robinson.....	2011
3.	99	Kit Pellow.....	1999
4.	98	Joe Vitiello.....	1999
5.	97	Glenn Davis.....	1994
6.	95	Aaron Guiel.....	2005
7.	93	Frank Schwindel.....	2018
8.	91	Jarrod Patterson.....	2003
	91	Bombo Rivera.....	1982
	91	Manny Castillo.....	1981

WALKS

1.	128	Ken Phelps.....	1980
2.	102	Kila Ka'aihue.....	2009
3.	100	Randy Bass.....	1978
4.	98	Ken Phelps.....	1979
5.	96	Clint Hurdle.....	1977
6.	89	Kevin Seitzer.....	1986
	89	Steve Staggs.....	1976
8.	88	Kila Ka'aihue.....	2010
9.	83	Jim Nettles.....	1979
	82	Jeff Grotewold.....	1995
	82	Bob Hamelin.....	1993

STRIKEOUTS

1.	202	Brewer Hicklen.....	2022
2.	156	Matt Fields.....	2014
3.	145	U L Washington.....	1975
4.	138	Carlos Peguero.....	2014
5.	133	Chad Santos.....	2005
6.	130	Jorge Bonifacio.....	2016
	130	Chris Lubanski.....	2008
8.	129	Calvin Pickering.....	2005
	129	Chito Martinez.....	1990
10.	128	Jason Smith.....	2008

TOP 10 HITTING - SEASON

FRANCHISE HISTORY (1969-PRESENT)

HIT BY PITCHES

1.	26	Sal Fasano.....	1999
2.	19	Jordan Parraz.....	2010
	19	Rontrez Johnson.....	2002
	19	Kit Pellow.....	2002
5.	18	Kit Pellow.....	1999
6.	17	Brewer Hicklen.....	2022
	17	Morgan Burkhardt.....	2003
8.	16	Kit Pellow.....	2000
9.	15	Lorenzo Cain.....	2011
	15	Aaron Guiel.....	2005

STOLEN BASES

1.	75	Germán Barranca.....	1979
2.	74	Willie Wilson.....	1977
3.	67	Dwight Taylor.....	1986
4.	58	Gary Thurman.....	1987
5.	50	Tom Goodwin.....	1994
6.	47	Dairon Blanco.....	2023
7.	46	George Spriggs.....	1969
8.	45	Dairon Blanco.....	2022
9.	43	Samad Taylor.....	2023
10.	39	Gary Thurman.....	1990
	39	U L Washington.....	1977

CAUGHT STEALING

1.	20	Tom Goodwin.....	1994
2.	19	Dwight Taylor.....	1986
3.	18	Nick Capra.....	1989
4.	17	Mike Cole.....	1985
	17	Germán Barranca.....	1979
6.	16	Jacob Brumfield.....	1991
7.	15	Gary Thurman.....	1990
8.	14	Kerry Robinson.....	2006
	14	Bobby Moore.....	1991
	14	Tim Ireland.....	1980
	14	Luis Silverio.....	1978
	14	George Spriggs.....	1969

SACRIFICES

1.	21	Terry Shumpert.....	1993
	21	Keith Marshall.....	1973
3.	19	David Lough.....	2010
	19	Shane Halter.....	1995
	19	Rudy Kinard.....	1979
6.	17	Jim Scranton.....	1984
7.	15	Christian Colón.....	2013
8.	14	Rey Fuentes.....	2015
	14	David Lough.....	2012
10.	13	Seven Tied (Last: Jacksson Flores, 2019)	

SACRIFICE FLIES

1.	12	Luis de los Santos.....	1990
2.	9	Mitch Maier.....	2007
	9	Craig Wilson.....	2001
	9	Bob Hamelin.....	1993
	9	Kevin Seitzer.....	1986
6.	8	David Lough.....	2011
	8	Jeffrey Leonard.....	1991
	8	Dann Bilardello.....	1988
	8	Jeff Schulz.....	1986
	8	Tim Ireland.....	1980

DOUBLE PLAYS GROUNDED INTO

1.	24	Mike Aviles.....	2007
2.	22	Ryan Shealy.....	2008
3.	22	Ken Harvey.....	2002
4.	21	Craig Wilson.....	2001
5.	20	J.R. House.....	2009
6.	19	Max Ramirez.....	2012
7.	19	Joe Vitiello.....	1998
8.	18	Clint Robinson.....	2011
9.	18	Joe Randa.....	1994
10.	17	Clint Robinson.....	2012
	17	Jordan Parraz.....	2010
	17	Adrian Brown.....	2005
	17	Chad Santos.....	2005

BATTING AVERAGE (TOP 15)

1.	.384	José Martínez.....	2015
2.	.372	Jeremy Giambi.....	1998
3.	.360	Mark Quinn.....	1999
4.	.344	Joe Vitiello.....	1994
5.	.338	Johnny Giavotella.....	2011
6.	.336	Ron Johnson.....	1982
7.	.335	Manny Castillo.....	1981
8.	.333	Dwayne Hosey.....	1994
9.	.331	Gary Thurman.....	1990
10.	.329	Irving Falu.....	2012
11.	.328	Clint Hurdle.....	1977
12.	.326	Clint Robinson.....	2011
13.	.323	Johnny Giavotella.....	2012
14.	.322	Tony Abreu.....	2012
15.	.321	Frank Schwindel.....	2017

ON BASE PERCENTAGE (TOP 15)

1.	.469	Jeremy Giambi.....	1998
2.	.463	Kila Ka'aihue.....	2010
3.	.461	José Martínez.....	2015
4.	.456	Ken Phelps.....	1980
5.	.449	Clint Hurdle.....	1977
6.	.440	Joe Vitiello.....	1994
7.	.438	Kevin Seitzer.....	1986
8.	.434	Jeff Grotewold.....	1995
9.	.424	Dwayne Hosey.....	1994
10.	.418	Samad Taylor.....	2023
11.	.417	Randy Bass.....	1978
12.	.410	Russ McGinnis.....	1994
13.	.409	Mark Quinn.....	1999
14.	.407	Danny Garcia.....	1980
	.407	Joe Vitiello.....	1999
	.407	Jim Clark.....	1973

SLUGGING PERCENTAGE (TOP 15)

1.	.645	Chris Hatcher.....	1998
2.	.634	Jeremy Giambi.....	1998
3.	.628	Dwayne Hosey.....	1994
4.	.605	Craig Brazel.....	2007
5.	.603	Karl Rhodes.....	1993
6.	.598	Kila Ka'aihue.....	2010
7.	.598	Mark Quinn.....	1999
8.	.583	Jon Nunnally.....	1996
9.	.583	Kit Pellow.....	1999
10.	.579	Joe Vitiello.....	1999
11.	.563	José Martínez.....	2015
12.	.563	Carlos Peguero.....	2014
13.	.562	Bombo Rivera.....	1982
14.	.562	Kit Pellow.....	2002
15.	.558	Russ McGinnis.....	1994

OPS - ON BASE PLUS SLUGGING (TOP 15)

1.	1.103	Jeremy Giambi.....	1998
2.	1.060	Kila Ka'aihue.....	2010
3.	1.052	Dwayne Hosey.....	1994
4.	1.024	José Martínez.....	2015
5.	1.007	Mark Quinn.....	1999
6.	.990	Chris Hatcher.....	1998
7.	.988	Ken Phelps.....	1980
8.	.986	Joe Vitiello.....	1999
9.	.983	Karl Rhodes.....	1993
10.	.978	Clint Hurdle.....	1977
11.	.968	Russ McGinnis.....	1994
12.	.966	Joe Vitiello.....	1994
13.	.957	Jon Nunnally.....	1996
14.	.953	Bombo Rivera.....	1982
15.	.945	Kevin Seitzer.....	1986

Single Season averages based on minimum 2.7 plate appearances/game

STORM CHASERS ORGANIZATION

2024 OMAHA STORM CHASERS

2023 SEASON IN REVIEW

PLAYER & COACH DATABASE

HISTORY & RECORDS

INTERNATIONAL LEAGUE

ROYALS ORGANIZATION

GENERAL INFORMATION

TOP 10 PITCHING - SEASON

FRANCHISE HISTORY (1969-PRESENT)

WINS

1.	16	Gary Lance	1977
	16	Mark Littell	1973
3.	14	Bill Paschall	1978
4.	13	Keith Brown	1993
	13	Steve Fireovid	1989
	13	Alan Hargeshheimer	1986
	13	Mark Littell	1975
8.	12	15 Tied (Last: Aaron Brooks, 2014)	

LOSSES

1.	15	David Cone	1985
	15	Keith Creel	1984
3.	14	Derek Botelho	1983
	14	Steve Busby	1972
5.	13	Justin Marks	2013
	13	Tyler Lumsden	2008
	13	Kris Wilson	2004
	13	Brett Laxton	2002
	13	Mark Daly	1979
	13	Dennis Leonard	1974

SAVES

1.	33	Mark Huismann	1985
2.	27	Bart Evans	1998
3.	25	Jaime Bluma	1996
4.	23	Jeff Schattinger	1981
5.	20	Jay Baller	1990
	20	Norm Angelini	1975
7.	19	Enrique Burgos	1994
8.	17	Santiago Ramirez	2005
9.	16	Jesse Chavez	2011
	16	Carlos Maldonado	1992
	16	Rick Luecken	1989
	16	Roger Nelson	1977
	16	Roger Nelson	1976

APPEARANCES

1.	61	Allen McMill	1998
2.	59	Mark Huismann	1985
	59	Bob Tufts	1982
	59	Jeff Schattinger	1981
5.	58	Evan Sisk	2023
	58	Craig Pippin	1987
	58	Roger Nelson	1977
8.	57	J.J. Munoz	1995
	57	Enrique Burgos	1994
10.	55	Gary Wright	1977

GAMES STARTED

1.	30	Steve Busby	1972
2.	29	Brian Harrison	1997
	29	Gary Lance	1977
	29	Dennis Leonard	1974
5.	28	Chris Dwyer	2013
	28	Kris Wilson	2004
	28	Brett Laxton	2002
	28	Glendon Rusch	1996
	28	Mike Griffin	1986
	28	Al Autry	1973

GAMES FINISHED

1.	56	Mark Huismann	1985
2.	47	Jaime Bluma	1996
3.	47	Jay Baller	1990
4.	46	Bob Tufts	1982
5.	45	Enrique Burgos	1994
6.	41	Jeff Schattinger	1981
7.	40	Santiago Ramirez	2005
8.	40	Bart Evans	1998
9.	36	Carlos Maldonado	1992
10.	35	John Davis	1987

COMPLETE GAMES

1.	18	Dennis Leonard	1974
2.	17	Steve Busby	1972
3.	15	Mark Littell	1973
4.	13	Bill Paschall	1978
5.	12	George Throop	1978
6.	11	Paul Spittorff	1969
	11	Chris Zachary	1969
8.	10	Keith Creel	1984
	10	Danny Jackson	1984
	10	Gary Lance	1977
	10	George Throop	1975
	10	Don O'Riley	1969

COMPLETE GAME SHUTOUTS

1.	7	Monty Montgomery	1972
2.	5	Mike Jackson	1972
3.	4	Gary Lance	1977
	4	Greg Shanahan	1977
	4	Dennis Leonard	1974
6.	3	Bruce Chen	2009
	3	Steve Farr	1985
	3	Keith Creel	1984
	3	Danny Jackson	1984
	3	Charlie Leibbrandt	1984
	3	Daniel Fischer	1980
	3	George Throop	1975
	3	Lance Clemons	1971
	3	Jerry Cram	1970

EARNED RUN AVERAGE (ERA)

1.	2.02	Steve Farr	1985
2.	2.18	Luis Mendoza	2011
3.	2.41	Mike Jackson	1972
4.	2.46	Dennis Moeller	1992
5.	2.51	Mark Littell	1973
6.	2.54	Greg Shanahan	1977
7.	2.55	Anthony Lerew	2010
8.	2.69	Monty Montgomery	1972
9.	2.85	Luis Aquino	1988
10.	2.91	Alan Hargeshheimer	1985

WALKS+HITS PER INNINGS PITCHED (WHIP)

1.	1.01	Rick Reed	1993
2.	1.09	Steve Farr	1985
3.	1.10	Stan Clarke	1989
4.	1.13	Rich Sauveur	1992
5.	1.15	Mike Hedlund	1970
6.	1.16	Bill Paschall	1981
7.	1.17	Lenny DiNardo	2009
	1.17	Kiko Calero	2002
	1.17	Mike Griffin	1985
10.	1.19	Greg Shanahan	1977
	1.19	George Throop	1975

OPPONENTS' BATTING AVERAGE (TRACKED SINCE 2005)

1.	.227	Ryan Verdugo	2012
2.	.234	Chris Dwyer	2013
3.	.238	Luis Mendoza	2011
4.	.246	Lenny DiNardo	2009
5.	.253	Gaby Hernandez	2010
6.	.255	Jonathan Dzedzic	2016
7.	.256	Brandon Duckworth	2008
8.	.257	Max Castillo	2023
	.257	Anthony Lerew	2010
10.	.258	John Lamb	2014

Single Season ratios based on minimum 0.8 IP/Game

TOP 10 PITCHING - SEASON

FRANCHISE HISTORY (1969-PRESENT)

STRIKEOUTS

1.	221	Steve Busby	1972
2.	193	Dennis Leonard	1974
3.	158	Jose de Jesus	1989
	158	Mike Jackson	1972
5.	145	Stan Clarke	1989
6.	136	Al Autry	1973
7.	133	Mark Littell	1973
8.	131	John Lamb	2014
9.	129	Mike Montgomery	2011
10.	128	Mark Littell	1975

INNINGS PITCHED

1.	223.0	Dennis Leonard	1974
2.	217.0	Steve Busby	1972
3.	204.0	Gary Lance	1977
4.	189.0	Craig Eaton	1979
5.	186.0	Bill Paschall	1978
	186.0	George Throop	1975
7.	183.0	Mike Griffin	1986
8.	179.0	Mark Littell	1973
9.	178.1	Brian Harrison	1997
10.	178.0	Gary Lance	1975

HITS ALLOWED

1.	208	Brian Harrison	1997
2.	201	Kris Wilson	2004
3.	201	Paul Splittorff	1969
4.	199	Bill Swaggerty	1987
5.	197	Monty Montgomery	1973
	197	Steve Busby	1972
7.	194	Bill Paschall	1978
8.	193	Brian Harrison	1998
9.	192	Paul Splittorff	1970
10.	190	Jerry Cram	1970

RUNS ALLOWED

1.	116	Kris Wilson	2004
	116	Brian Harrison	1998
3.	114	Brian Harrison	1997
	114	Al Autry	1973
5.	106	Melvin Bunch	1996
6.	105	Derek Botelho	1983
	105	Craig Chamberlain	1980
8.	104	Monty Montgomery	1973
9.	103	Gary Lance	1976
10.	102	Rod Nichols	1994

EARNED RUNS ALLOWED

1.	108	Brian Harrison	1998
2.	105	Kris Wilson	2004
3.	104	Al Autry	1973
4.	100	Brian Harrison	1997
5.	99	Melvin Bunch	1996
6.	93	Christian Binford	2017
	93	Danny Tamayo	2005
	93	George Throop	1978
9.	92	Chris George	2005
	92	Derek Botelho	1983

HOME RUNS ALLOWED

1.	39	Kris Wilson	2004
2.	32	Melvin Bunch	1996
3.	31	Max Castillo	2023
	31	Jake Kalish	2021
	31	Gaby Hernandez	2010
6.	29	Matt Wright	2008
	29	Eddie Bane	1980
8.	27	Danny Tamayo	2005
	27	Chris George	2005
10.	26	Jake Kalish	2019

HIT BATTERS

1.	14	Christian Binford	2017
	14	Kris Wilson	2004
3.	13	Brian Harrison	1998
4.	12	Alan Hargesseimer	1988
5.	11	Mike MacDougal	2001
6.	10	Zachary Lovvorn	2019
	10	Brian Harrison	1997
	10	Dennis Leonard	1974
9.	9	Seven Tied (Last: John Lamb, 2014)	

WALKS

1.	104	Al Autry	1973
2.	98	Jose de Jesus	1989
3.	93	David Cone	1985
4.	91	Dennis Leonard	1974
5.	89	Tony Ferreira	1985
6.	88	Les Strome	1986
7.	85	Mark Daly	1979
8.	81	Frank Wills	1982
	81	Craig Chamberlain	1980
	81	Mark Littell	1973

WILD PITCHES

1.	23	Craig Pippin	1987
2.	17	Dera Clark	1991
	17	Ed Bernard	1974
4.	15	Josh Staumont	2018
	15	Mike MacDougal	2002
	15	Mike MacDougal	2001
7.	14	Jackson Kowar	2021
	14	Mike Montgomery	2011
	14	Gary Lance	1978
	14	Gary Lance	1977

TOTAL BATTERS FACED (TRACKED SINCE 1991)

1.	783	Brian Harrison	1997
2.	723	Glendon Rusch	1996
3.	720	Jeff Suppan	2011
4.	715	Kris Wilson	2004
5.	711	Chris Fussell	2002
6.	693	Brett Laxton	2002
7.	685	Brian Harrison	1998
8.	681	Danny Tamayo	2005
9.	680	Chris Dwyer	2013
10.	664	Mike Montgomery	2011
	664	Bob Buchanan	1991

STRIKEOUTS PER WALK (K/BB)

1.	4.68	Stan Clarke (145 K/31 BB)	1989
2.	4.14	Rick Reed (58 K/14 BB)	1993
3.	4.00	Philip Humber (80 K/20 BB)	2010
4.	3.88	Aaron Brooks (97 K/25 BB)	2014
5.	3.56	Jake Kalish (89 K/25 BB)	2019
6.	3.46	Kris Wilson (97 K/28 BB)	2004
7.	3.45	Steve Busby (221 K/64 BB)	1972
8.	3.36	Max Castillo (94 K/28 BB)	2023
9.	3.34	Lenny DiNardo (127 K/38 BB)	2009
10.	3.11	Kiko Calero (109 K/35 BB)	2002

STRIKEOUTS PER 9 INNINGS (K/9)

1.	9.8	Jose de Jesus (158 K/145.1 IP)	1989
2.	9.2	Steve Busby (221 K/217.0 IP)	1972
3.	8.5	John Lamb (131 K/138.1 IP)	2014
4.	8.3	Les Strome (105 K/113.1 IP)	1985
	8.3	Mike Jackson (158 K/172.0 IP)	1972
6.	8.1	Justin Marks (117 K/129.2 IP)	2013
	8.1	Glendon Rusch (102 K/114.0 IP)	1999
8.	8.0	Al Autry (136 K/153.0 IP)	1973
9.	7.8	Seven Tied (Last: Ryan Verdugo, 2012)	

TOP 10 HITTING - CAREER

FRANCHISE HISTORY (1969-PRESENT)

GAMES PLAYED

1.	724	Jed Hansen	1996-99, 2001-04
2.	621	Irving Falú	2004, 2009-13, 2016
3.	612	Rondin Johnson	1984-88
4.	516	Aaron Guiel	2000-06
5.	509	Tim Ireland	1978-82
6.	505	Luis de los Santos	1987-90
7.	496	Kit Pellow	1998-2002
8.	487	Jeff Schulz	1986-90
9.	470	Dave Cripe	1976-79
10.	435	Jose Mota	1992-96

AT BATS

1.	2,498	Jed Hansen	1996-99, 2001-04
2.	2,387	Irving Falú	2004, 2009-13, 2016
3.	2,306	Rondin Johnson	1984-88
4.	1,961	Luis de los Santos	1987-90
5.	1,892	Aaron Guiel	2000-06
6.	1,836	Kit Pellow	1998-2002
7.	1,778	Tim Ireland	1978-82
8.	1,637	Jeff Schulz	1986-90
9.	1,633	Dave Cripe	1976-79
10.	1,626	Johnny Giavotella	2011-14

PLATE APPEARANCES

1.	2,890	Jed Hansen	1996-99, 2001-04
2.	2,667	Irving Falú	2004, 2009-13, 2016
3.	2,520	Rondin Johnson	1984-88
4.	2,249	Aaron Guiel	2000-06
5.	2,136	Luis de los Santos	1987-90
6.	2,131	Tim Ireland	1978-82
7.	2,049	Kit Pellow	1998-2002
8.	1,914	Dave Cripe	1976-79
9.	1,840	Johnny Giavotella	2011-14
10.	1,816	Joe Vitiello	1994-99

RUNS SCORED

1.	387	Jed Hansen	1996-99, 2001-04
2.	361	Aaron Guiel	2000-06
3.	324	Irving Falú	2004, 2009-13, 2016
4.	303	Kit Pellow	1998-2002
5.	267	Rondin Johnson	1984-88
6.	263	Dave Cripe	1976-79
7.	262	Tim Ireland	1978-82
8.	250	David Lough	2010-13
9.	248	Johnny Giavotella	2011-14
10.	236	Gary Thurman	1986-90

HITS

1.	671	Irving Falú	2004, 2009-13, 2016
2.	662	Jed Hansen	1996-99, 2001-04
3.	599	Rondin Johnson	1984-88
4.	577	Luis de los Santos	1987-90
5.	538	Aaron Guiel	2000-06
6.	512	Johnny Giavotella	2011-14
7.	508	Kit Pellow	1998-2002
8.	480	Joe Vitiello	1994-99
9.	477	Tim Ireland	1978-82
10.	466	Jeff Schulz	1986-90

TOTAL BASES

1.	1,134	Jed Hansen	1996-99, 2001-04
2.	984	Aaron Guiel	2000-06
3.	932	Kit Pellow	1998-2002
4.	877	Irving Falú	2004, 2009-13, 2016
5.	837	Joe Vitiello	1994-99
6.	761	Luis de los Santos	1987-90
7.	740	Rondin Johnson	1984-88
8.	734	Johnny Giavotella	2011-14
9.	700	David Lough	2010-13
10.	683	Tim Ireland	1978-82

EXTRA-BASE HITS

1.	250	Jed Hansen	1996-99, 2001-04
2.	229	Aaron Guiel	2000-06
3.	203	Kit Pellow	1998-2002
4.	190	Joe Vitiello	1994-99
5.	150	Johnny Giavotella	2011-14
6.	143	Mike Avilés	2006-08, 2010-11
7.	141	Irving Falú	2004, 2009-13, 2016
8.	138	Luis de los Santos	1987-90
9.	136	David Lough	2010-13
136		Frank Ortenzio	1972-76

DOUBLES

1.	127	Jed Hansen	1996-99, 2001-04
2.	114	Aaron Guiel	2000-06
3.	111	Johnny Giavotella	2011-14
4.	108	Luis de los Santos	1987-90
5.	103	Joe Vitiello	1994-99
6.	94	Irving Falú	2004, 2009-13, 2016
7.	88	Kit Pellow	1998-2002
88		Tim Ireland	1978-82
9.	86	Jeff Schulz	1986-90
10.	84	Dave Cripe	1976-79

TRIPLES

1.	37	David Lough	2010-13
2.	29	Irving Falú	2004, 2009-13, 2016
29		Rondin Johnson	1984-88
4.	25	Buddy Biancalana	1982-84, 1987-88
25		Gary Thurman	1986-90
6.	24	Jed Hansen	1996-99, 2001-04
7.	21	Dave Leeper	1983-85
8.	20	Jeff Schulz	1986-90
20		U L Washington	1975-77
10.	19	Mike Kingery	1985-86, 1993

HOME RUNS

1.	106	Kit Pellow	1998-2002
2.	102	Aaron Guiel	2000-06
3.	99	Jed Hansen	1996-99, 2001-04
4.	80	Joe Vitiello	1994-99
5.	63	Kila Ka'aihue	2008-11
6.	61	Jon Nunnally	1996-97, 2001-02
7.	58	Chris Hatcher	1997-98, 2002
8.	56	Bob Hamelin	1990-93, 1995-96
9.	52	Gary Martz	1975-77
10.	50	Frank Ortenzio	1972-76
50		Ryan O'Hearn	2017-19, 2021

RUNS BATTED IN

1.	350	Aaron Guiel	2000-06
2.	337	Kit Pellow	1998-2002
3.	328	Jed Hansen	1996-99, 2001-04
4.	312	Joe Vitiello	1994-99
5.	290	Luis de los Santos	1987-90
6.	250	Johnny Giavotella	2011-14
7.	244	Frank Ortenzio	1972-76
8.	241	Irving Falú	2004, 2009-13, 2016
9.	225	Rondin Johnson	1984-88
10.	221	Kila Ka'aihue	2008-11

WALKS

1.	320	Jed Hansen	1996-99, 2001-04
2.	272	Tim Ireland	1978-82
3.	271	Kila Ka'aihue	2008-11
4.	267	Aaron Guiel	2000-06
5.	238	Ken Phelps	1979-81
6.	228	Dave Cripe	1976-79
7.	212	Irving Falú	2004, 2009-13, 2016
8.	206	Bob Hamelin	1990-93, 1995-96
9.	194	Joe Vitiello	1994-99
10.	185	Frank Ortenzio	1972-76

TOP 10 HITTING - CAREER

FRANCHISE HISTORY (1969-PRESENT)

STRIKEOUTS

1.	667	Jed Hansen	1996-99, 2001-04
2.	408	Kit Pellow	1998-2002
3.	404	Aaron Guiel	2000-06
4.	339	Frank Ortenzio	1972-76
5.	332	Gary Martz	1975-77
6.	313	Joe Vitiello	1994-99
7.	295	Jon Nunnally	1996-97, 2001-02
8.	294	Luis de los Santos	1987-90
9.	293	U L Washington	1975-77
10.	288	Paulo Orlando	2011, 2013-15, 2017-18

HIT BY PITCHES

1.	67	Aaron Guiel	2000-06
2.	66	Kit Pellow	1998-2002
3.	37	Sal Fasano	1996-99, 2001
4.	27	Jed Hansen	1996-99, 2001-04
5.	26	Joe Vitiello	1994-99
6.	25	Tim Spehr	1990-92
7.	25	Tim Ireland	1978-82
8.	24	Brewer Hicklen	2022-23
9.	23	David Lough	2010-13
23	23	Terry Shumpert	1989-90, 1992-93
23	23	Andy Stewart	1995-98

STOLEN BASES

1.	139	Gary Thurman	1986-90
2.	115	Germán Barranca	1978-80
3.	101	Dairon Blanco	2021-23
4.	90	Irving Falú	2004, 2009-13, 2016
	90	Dwight Taylor	1986-87
6.	83	Rondin Johnson	1984-88
7.	82	Mike Brewer	1982-84, 1986
8.	81	Jose Mota	1992-96
9.	80	Terry Shumpert	1989-90, 1992-93
10.	77	Jed Hansen	1996-99, 2001-04

CAUGHT STEALING

1.	48	Tim Ireland	1978-82
2.	45	Rondin Johnson	1984-88
3.	39	Irving Falú	2004, 2009-13, 2016
4.	38	Gary Thurman	1986-90
5.	37	Jose Mota	1992-96
6.	35	Jed Hansen	1996-99, 2001-04
7.	30	Dwight Taylor	1986-87
8.	28	Germán Barranca	1978-80
8.	28	U L Washington	1975-77
10.	27	George Spriggs	1969-70
	27	Nick Capra	1988-89

SACRIFICE HITS

1.	48	David Lough	2010-13
2.	47	Irving Falú	2004, 2009-13, 2016
3.	41	Keith Marshall	1972-75
4.	37	Rondin Johnson	1984-88
37	37	Terry Shumpert	1989-90, 1992-93
6.	36	Tim Ireland	1978-82
7.	35	Jim Scranton	1984-86
8.	32	Rudy Kinard	1977-79
9.	31	Shane Halter	1995-98
10.	28	Cody Clark	2007-12

SACRIFICE FLIES

1.	30	Luis de los Santos	1987-90
2.	25	Kit Pellow	1998-2002
3.	22	Jed Hansen	1996-99, 2001-04
22	22	Aaron Guiel	2000-06
5.	20	Tim Ireland	1978-82
20	20	Bob Hamelin	1990-93, 1995-96
7.	19	David Lough	2010-13
8.	18	Johnny Giavotella	2011-14
9.	17	Irving Falú	2004, 2009-13, 2016
17	17	Mitch Maier	2007-09, 2012
17	17	Dave Leeper	1983-85
17	17	Jeff Schulz	1986-90
17	17	Joe Vitiello	1994-99

BATTING AVERAGE (TOP 15)

1.	.365	Jeremy Giambi	1998-99
2.	.359	José Martínez	2015-16
3.	.336	Mark Quinn	1999-2002
4.	.318	Dwayne Hosey	1994-95
5.	.315	Shane Costa	2005-09
	.315	Johnny Giavotella	2011-14
7.	.311	Manny Castillo	1980-81
8.	.309	Lorenzo Cain	2011-12, 2014, 2016
	.309	Clint Robinson	2011-12
10.	.308	David DeJesus	2003-04, 2006
11.	.307	Chuck Harrison	1970-71
	.307	Ron Johnson	1981-83
13.	.306	George Spriggs	1969-70
14.	.304	Joe Vitiello	1994-99
15.	.303	Dairon Blanco	2021-23
	.303	Danny Garcia	1980-81

ON BASE PERCENTAGE (TOP 15)

1.	.470	Jeremy Giambi	1998-99
2.	.432	Ken Phelps	1979-81
3.	.431	José Martínez	2015-16
4.	.425	Clint Hurdle	1977, 1979
5.	.415	Jeff Grotewold	1995-96
6.	.412	Kila Ka'aihue	2008-11
7.	.406	David DeJesus	2003-04, 2006
8.	.405	Danny Garcia	1980-81
9.	.404	Chuck Harrison	1970-71
10.	.401	Dwayne Hosey	1994-95
11.	.397	Fran Healy	1969-70
12.	.396	Clint Robinson	2011-12
13.	.394	Larry Sutton	1997, 1999
14.	.388	Aaron Guiel	2000-06
15.	.386	Ron Johnson	1981-83
	.386	Joe Vitiello	1994-99

SLUGGING PERCENTAGE (TOP 15)

1.	.648	Jeremy Giambi	1998-99
2.	.591	Dwayne Hosey	1994-95
3.	.561	Chuck Harrison	1970-71
4.	.559	Mark Quinn	1999-2002
5.	.557	Chris Hatcher	1997-98, 2002
6.	.532	Brandon Berger	2002-04
	.532	Mike Moustakas	2010-11, 2014
8.	.530	Joe Vitiello	1994-99
9.	.528	Nick Pratto	2021-22
10.	.525	José Martínez	2015-16
11.	.520	Ken Phelps	1979-81
	.520	Aaron Guiel	2000-06
13.	.508	Shane Costa	2005-09
	.508	Kit Pellow	1998-2002
15.	.506	Jon Nunnally	1996-97, 2001-02
	.506	Adalberto Mondesi	2016-19, 2021

OPS - ON BASE PLUS SLUGGING (TOP 15)

1.	1.118	Jeremy Giambi	1998-99
2.	.991	Dwayne Hosey	1994-95
3.	.965	Chuck Harrison	1970-71
4.	.956	José Martínez	2015-16
5.	.953	Ken Phelps	1979-81
6.	.939	Mark Quinn	1999-2002
7.	.916	Joe Vitiello	1994-99
8.	.910	Kila Ka'aihue	2008-11
9.	.908	Aaron Guiel	2000-06
10.	.904	Clint Hurdle	1977, 1979
11.	.896	Nick Pratto	2021-22
12.	.895	David DeJesus	2003-04, 2006
13.	.889	Brandon Berger	2002-04
	.889	Clint Robinson	2011-12
15.	.886	Shane Costa	2005-09
	.886	Larry Sutton	1997, 1999

Averages based on minimum
500 career plate appearances with Omaha

STORM CHASERS
ORGANIZATION

2024 OMAHA
STORM CHASERS

2023 SEASON
IN REVIEW

PLAYER & COACH
DATABASE

HISTORY &
RECORDS

INTERNATIONAL
LEAGUE

ROYALS
ORGANIZATION

GENERAL
INFORMATION

TOP 10 PITCHING - CAREER

FRANCHISE HISTORY (1969-PRESENT)

WINS

1.	61	Jerry Cram1969-72, 1976-81
2.	40	Gary Lance1975-78
3.	39	Chris George2000-05
4.	33	Bill Paschall1978-81
5.	32	Mark Littell1973-75
6.	31	Alan Hargesheimer1984-1988
7.	30	Monty Montgomery1970-73
8.	27	Dennis Moeller1990-92, 1994
9.	26	Dennis Rasmussen1992-95
10.	25	Chris Fussell1999-2002
	25	George Throop1975-78
	25	Paul Splittorff1969-71

LOSSES

1.	54	Jerry Cram1969-72, 1976-81
2.	36	Chris George2000-05
3.	34	Gary Lance1975-78
4.	30	Bill Paschall1978-81
	30	Monty Montgomery1970-73
6.	29	Brett Laxton2000-02
	29	Alan Hargesheimer1984-1988
8.	28	Derek Botelho1982-83, 1987
9.	27	Christian Binford2014-17
10.	26	Jonathan Dzedzic2015-19

SAVES

1.	59	Mark Huisman1983-85, 1991-92
2.	37	Jerry Cram1969-72, 1976-81
3.	34	Jaime Bluma1995-96, 1998-2000
4.	32	Roger Nelson1971, 1976-77
5.	29	Bart Evans1998-99
6.	29	Jeff Schattinger1980-81
7.	28	Louis Coleman2010-15
	28	Enrique Burgos1993-94
	28	Norm Angelini1972-73, 1975
10.	25	Carlos Maldonado1991-92
	25	Rick Luecken1988-89

GAMES PITCHED

1.	314	Jerry Cram1969-72, 1976-81
2.	152	Mark Huisman1983-85, 1991-92
3.	131	Jaime Bluma1995-96, 1998-2000
4.	128	Louis Coleman2010-15
5.	126	Gary Christenson1978-81
6.	125	Luis Encarnacion1989-91
7.	123	Michael Mariot2012-15, 2018
8.	123	Scott Mullen1999-2003
9.	121	Roger Nelson1971, 1976-77
10.	120	Steve Shifflett1992-94

GAMES STARTED

1.	98	Chris George2000-05
2.	89	Gary Lance1975-78
3.	79	Monty Montgomery1970-73
4.	74	Bill Paschall1978-81
5.	73	Jerry Cram1969-72, 1976-81
6.	67	Alan Hargesheimer1984-1988
7.	64	Jonathan Dzedzic2015-19
8.	62	Brian Harrison1995, 1997-98
9.	61	Mark Littell1973-75
10.	59	Al Autry1973-75
	59	Paul Splittorff1969-71

COMPLETE GAMES

1.	27	Bill Paschall1978-81
2.	25	Mark Littell1973-75
3.	23	Gary Lance1975-78
	23	Monty Montgomery1970-73
5.	22	George Throop1975-78
	22	Jerry Cram1969-72, 1976-81
7.	21	Steve Busby1972, 1978, 1980
8.	20	Paul Splittorff1969-71
9.	19	Dennis Leonard1974-75, 1982
10.	18	Dennis Rasmussen1992-95
	18	Al Fitzmorris1969, 1973

COMPLETE GAME SHUTOUTS

1.	10	Monty Montgomery1970-73
2.	7	Mike Jackson1971-72
3.	6	Dennis Rasmussen1992-95
	6	Jerry Cram1969-72, 1976-81
5.	5	Danny Jackson1983-84
	5	Keith Creel1981-84
	5	Gary Lance1975-78
8.	4	Daniel Fischer1980-82
	4	George Throop1975-78
	4	Dennis Leonard1974-75, 1982
	4	Bill Butler1970-72

EARNED RUN AVERAGE (ERA)

1.	2.38	Louis Coleman2010-15
2.	2.70	Luis Aquino1987-88, 1992
3.	2.81	Hal Baird1973-76
4.	3.03	Luis Encarnacion1989-91
5.	3.04	Buddy Baumann2013-15
6.	3.05	Mike Jackson1971-72
7.	3.09	Luis Mendoza2010-11
8.	3.13	Mike Jones1981, 1984
	3.13	Bob Buchanan1988-89, 1991
10.	3.20	Mark Huisman1983-85, 1991-92

WALKS+HITS PER INNINGS PITCHED (WHIP)

1.	1.10	Rick Reed1992-93
2.	1.12	Louis Coleman2010-15
3.	1.17	Mark Huisman1983-85, 1991-92
4.	1.20	Mike Magnante1990-91, 1993, 1995-96
5.	1.21	Michael Mariot2012-15, 2018
	1.21	Luis Aquino1987-88, 1992
7.	1.24	Dennis Leonard1974-75, 1982
8.	1.25	Luis Encarnacion1989-91
9.	1.26	Dennis Rasmussen1992-95
	1.26	Mike Griffin1985-86
	1.26	Brian Barber1998-99
	1.26	Jason Rakers2000-01

OPPONENTS' BATTING AVERAGE (SINCE 2006)

1.	.206	Louis Coleman2010-15
2.	.209	Josh Staumont2017-19, 2022-23
3.	.233	Michael Mariot2012-15, 2018
4.	.238	Buddy Baumann2013-15
5.	.238	Ryan Verdugo2012-14
6.	.242	Luke Farrell2016-17
7.	.244	John Lamb2013-15
8.	.252	Brandon Duckworth2007-09
9.	.252	Foster Griffin2019, 2021-22
10.	.257	Luis Mendoza2010-11

Averages (ERA, WHIP, BAA, K/BB, K/9) based on minimum 170.0 career innings pitched with Omaha

TOP 10 PITCHING - CAREER

FRANCHISE HISTORY (1969-PRESENT)

STORM CHASERS ORGANIZATION
2024 OMAHA STORM CHASERS
2023 SEASON IN REVIEW
PLAYER & COACH DATABASE
HISTORY & RECORDS
INTERNATIONAL LEAGUE
ROYALS ORGANIZATION
GENERAL INFORMATION

STRIKEOUTS

1.	586	Jerry Cram	1969-72, 1976-81
2.	410	Chris George	2000-05
3.	318	Jose de Jesus	1988-89, 1994-95
4.	307	Monty Montgomery	1970-73
5.	305	Mark Littell	1973-75
6.	301	Gary Lance	1975-78
7.	296	Jake Kalish	2017-19, 2021
8.	292	Mark Ballinger	1976-79
9.	282	Steve Busby	1972, 1978, 1980
10.	281	Josh Staumont	2017-19, 2022-23
	281	Jonathan Dzedzic	2015-19

INNINGS PITCHED

1.	959.0	Jerry Cram	1969-72, 1976-81
2.	630.0	Gary Lance	1975-78
3.	596.0	Chris George	2000-05
4.	509.0	Bill Paschall	1978-81
5.	499.0	Monty Montgomery	1970-73
6.	469.0	Alan Hargeshheimer	1984-1988
7.	436.0	Mark Littell	1973-75
8.	429.0	Mark Ballinger	1976-79
9.	426.0	Tony Ferreira	1984-85, 1990
10.	397.1	Bob Buchanan	1988-89, 1991

HITS ALLOWED

1.	978	Jerry Cram	1969-72, 1976-81
2.	638	Chris George	2000-05
3.	612	Gary Lance	1975-78
4.	572	Monty Montgomery	1970-73
5.	542	Bill Paschall	1978-81
6.	477	Brian Harrison	1995, 1997-98
7.	450	Alan Hargeshheimer	1984-1988
8.	444	Paul Splittorff	1969-71
9.	413	Tony Ferreira	1984-85, 1990
10.	411	Daniel Fischer	1980-82

RUNS ALLOWED

1.	451	Jerry Cram	1969-72, 1976-81
2.	360	Chris George	2000-05
3.	338	Gary Lance	1975-78
4.	269	Brian Harrison	1995, 1997-98
5.	265	Monty Montgomery	1970-73
6.	251	Bill Paschall	1978-81
7.	216	Mark Ballinger	1976-79
8.	215	Brett Laxton	2000-02
9.	214	Jonathan Dzedzic	2015-19
10.	212	Al Autry	1973-75

EARNED RUNS ALLOWED

1.	383	Jerry Cram	1969-72, 1976-81
2.	329	Chris George	2000-05
3.	275	Gary Lance	1975-78
4.	245	Brian Harrison	1995, 1997-98
5.	227	Monty Montgomery	1970-73
6.	224	Bill Paschall	1978-81
7.	193	Brett Laxton	2000-02
8.	190	Jonathan Dzedzic	2015-19
9.	190	Derek Botelho	1982-83, 1987
10.	188	Mark Ballinger	1976-79

HOME RUNS ALLOWED

1.	83	Jerry Cram	1969-72, 1976-81
2.	79	Chris George	2000-05
3.	63	Bill Paschall	1978-81
4.	61	Jake Kalish	2017-19, 2021
5.	53	Matt Wright	2007-09
	53	Chris Fussell	1999-2002
7.	50	Brian Harrison	1995, 1997-98
8.	49	Dera Clark	1990-93
9.	48	Christian Binford	2014-17
10.	47	Jonathan Dzedzic	2015-19

WALKS

1.	311	Jerry Cram	1969-72, 1976-81
2.	249	Chris George	2000-05
3.	244	Gary Lance	1975-78
4.	210	Mark Ballinger	1976-79
5.	202	Les Strode	1984-86
6.	201	Jose de Jesus	1988-89, 1994-95
7.	200	Al Autry	1973-75
8.	198	Mark Littell	1973-75
9.	194	Alan Hargeshheimer	1984-1988
10.	193	Tony Ferreira	1984-85, 1990

HIT BATTERS

1.	24	Brian Harrison	1995, 1997-98
2.	23	Christian Binford	2014-17
3.	21	Brett Laxton	2000-02
4.	19	Alan Hargeshheimer	1984-1988
5.	18	Jackson Kowar	2021-23
	18	Gary Lance	1975-78
7.	17	Jerry Cram	1969-72, 1976-81
8.	16	Jake Kalish	2017-19, 2021
	16	Mike MacDougal	2001-02, 2004, 2006
	16	Kris Wilson	1999, 2001-04
	16	Chris Fussell	1999-2002
	16	Mark Ballinger	1976-79

WILD PITCHES

1.	43	Jerry Cram	1969-72, 1976-81
2.	37	Gary Lance	1975-78
3.	32	Mike MacDougal	2001-02, 2004, 2006
4.	30	Jackson Kowar	2021-23
	30	Dera Clark	1990-93
6.	27	Josh Staumont	2017-19, 2022-23
7.	26	Chris Dwyer	2014-15
	26	Mark Ballinger	1976-79
9.	24	Jeff Austin	2000-02
	24	Jose de Jesus	1988-89, 1994-95

TOTAL BATTERS FACED (TRACKED SINCE 1991)

1.	2,605	Chris George	2000-05
2.	1,716	Brian Harrison	1995, 1997-98
3.	1,671	Jonathan Dzedzic	2015-19
4.	1,634	Chris Dwyer	2014-15
5.	1,599	Brett Laxton	2000-02
6.	1,492	Dennis Rasmussen	1992-95
7.	1,423	Matt Wright	2007-09
8.	1,371	Jake Kalish	2017-19, 2021
9.	1,339	Chris Fussell	1999-2002
10.	1,331	Glendon Rusch	1996-99

STRIKEOUTS PER WALK (K/BB)

1.	5.06	Jason Rakers	2000-01
2.	4.11	Aaron Brooks	2014-15
3.	3.79	Jake Kalish	2017-19, 2021
4.	3.78	Will Smith	2012-13
5.	3.67	Doug Linton	1995-96, 2004
6.	3.40	Michael Mariot	2012-15, 2018
7.	3.31	Louis Coleman	2010-15
8.	3.04	Eric Skoglund	2017-19, 2022
9.	2.94	Glendon Rusch	1996-99
10.	2.76	Buddy Baumann	2013-15

STRIKEOUTS PER NINE INNINGS (K/9)

1.	12.11	Josh Staumont	2017-19, 2022
2.	10.78	Louis Coleman	2010-15
3.	10.03	Norm Angelini	1972-73, 1975
4.	9.91	Michael Mariot	2012-15, 2018
5.	9.12	Marcelo Martinez	2021-22
6.	9.10	Jose de Jesus	1988-89, 1994-95
7.	9.07	Buddy Baumann	2013-15
8.	8.76	Will Smith	2012-13
9.	8.74	Jason Rakers	2000-01
10.	8.58	John Lamb	2013-15

YEARLY BRAWLING LEADERS

YEAR	PLAYER	G
1969	Richard Sevenson	134
1970	George Spriggs	105
1971	John Ward	133
1972	Jim Wohlford	132
1973	Archie Arcia	119
1974	James Clark	126
1975	U L Washington	128
1976	Stephen Staggs	136
1977	Rudy Kinard	130
1978	David Cripe	133
1979	James Nettles	133
1980	Manny Castillo	137
1981	Manny Castillo	136
1982	Ron Johnson	137
1983	Mark Ryal	132
1984	Dave Leeper	149
1985	Mike Kingery	132
1986	Bill Pecota	139
1987	Luis de los Santos	135
1988	Luis de los Santos	136
1989	Tom Dodd	130
1990	Luis de los Santos	135
1991	Bobby Moore	130
1992	Mike Mota	131
1993	Bob Hamelin	137
1994	Michael Tucker	132
1995	Shane Halter	124
1996	Darren Burton	129
1997	Clyde Pough	124
1998	Jed Hansen	127
1999	Kit Pellow	131
2000	Anthony Medrano	128
2001	Kit Pellow	129
2002	Ken Harvey	128
2003	Jarrold Patterson	123
2004	Jed Hansen	125
2005	Adrian Brown	140
2006	Mike Avilés	129
2007	Mitch Maier	140
2008	Chris Lubanski	116
2009	Kila Ka'aihue	131
2010	Scott Thorman	125
2011	Clint Robinson	134
2012	Clint Robinson	131
2013	Irving Falú	135
2014	<i>Paulo Orlando</i>	136
2015	Whit Merrifield	135
2016	Jorge Bonifacio	134
2017	Ryan O'Hearn	114
2018	Frank Schwindel	134
2019	Erick Mejia	134
2021	Ryan McBroom	115
2022	Brewer Hicklen	130
2023	Tyler Gentry	129

YEAR	PLAYER	AVG
1969	George Spriggs	.311
1970	George Spriggs	.301
1971	John Mattias	.286
1972	Jim Wohlford	.292
1973	Archie Clark	.283
1974	Gary Sanserino	.261
1975	John Wathan	.303
1976	Steve Patchin	.300
1977	Clint Hurdle	.328
1978	David Cripe	.307
1979	Ken Phelps	.265
1980	Daniel Garcia	.320
1981	Manny Castillo	.335
1982	Ron Johnson	.336
1983	Steve Hammond	.318
1984	John Morris	.270
1985	Dave Leeper	.279
1986	Kevin Seitzer	.319
1987	Luis de los Santos	.293
1988	Luis de los Santos	.307
1989	Luis de los Santos	.297
1990	Gary Thurman	.331
1991	Dave Clark	.301
1992	Arce Castillas	.302
1993	Karl "Tuffy" Rhodes	.318
1994	Joe Vitello	.344
1995	Jeff Grotewold	.294
1996	Roderick Myers	.292
1997	Larry Sutton	.300
1998	Jeremy Giambi	.372
1999	Mark Quinn	.360
2000	Dee Brown	.269
2001	Craig Wilson	.290
2002	Rontrez Johnson	.300
2003	Mike Kelly	.296
2004	Rick Short	.301
2005	Aaron Guiel	.276
2006	Chad Allen	.286
2007	Craig Brazell	.307
2008	Ryan Shealy	.283
2009	Tony Hulet	.291
2010	Kila Ka'aihue	.289
2011	Johnny Giavotella	.338
2012	Irving Falú	.329
2013	Johnny Giavotella	.286
2014	Johnny Giavotella	.308
2015	<i>Jose Martinez</i>	.310
2016	Hunter Dozier	.294
2017	Frank Schwindel	.321
2018	Humberto Arteaga	.292
2019	Erick Mejia	.271
2021	Kyle Isbel	.269
2022	Dairon Blanco	.301
2023	Samad Taylor	.301

YEAR	PLAYER	AB
1969	George Spriggs	463
1970	Charles Harrison	387
1971	John Mattias	493
1972	Jim Wohlford	475
1973	Tom Poquette	478
1974	James Clark	447
1975	U L Washington	475
1976	Stephen Staggs	492
1977	U L Washington	514
1978	David Cripe	406
1979	Dave Cripe	479
1980	Manny Castillo	599
1981	Manny Castillo	543
1982	Ron Johnson	548
1983	Kelly Heath	460
1984	Dave Leeper	534
1985	Mike Kingery	444
1986	Rondin Johnson	484
1987	Luis de los Santos	518
1988	Luis de los Santos	535
1989	Nick Capra	500
1990	Luis de los Santos	521
1991	Bobby Moore	494
1992	Jose Mota	569
1993	Bob Hamelin	479
1994	Michael Tucker	485
1995	Shane Halter	392
1996	Darren Burton	463
1997	Clyde Pough	433
1998	Chris Hatcher	485
1999	Kit Pellow	475
2000	Anthony Medrano	485
2001	Kit Pellow	484
2002	Ken Harvey	288
2003	Jarrold Patterson	478
2004	Jed Hansen	463
2005	Adrian Brown	553
2006	Mike Avilés	469
2007	Mitch Maier	544
2008	Jason Smith	423
2009	J.R. House	505
2010	Irving Falú	503
2011	Clint Robinson	503
2012	David Lough	491
2013	Christian Colón	512
2014	Paulo Orlando	505
2015	<i>Whit Merrifield</i>	544
2016	Jorge Bonifacio	491
2017	Ryan O'Hearn	413
2018	Frank Schwindel	510
2019	Erick Mejia	495
2021	Ryan McBroom	433
2022	Brewer Hicklen	480
2023	Tyler Gentry	475

YEAR	PLAYER	R
1969	George Spriggs	103
1970	George Spriggs	71
1971	John Ward	70
1972	Jim Wohlford	75
1973	George Brett/Tom Poquette	66
1974	Gary Sanserino	53
1975	Gary Martz	67
1976	Stephen Staggs	92
1977	Dave Cripe	86
1978	Dave Cripe	84
1979	Germán Barranca	79
1980	Manny Castillo	86
1981	Manny Castillo	79
1982	Bombo Rivera	92
1983	Kelly Heath	71
1984	John Morris	77
1985	Wallace Davis	58
1986	Kevin Seltzer	86
1987	Gary Thurman	88
1988	Gary Thurman	77
1989	Nick Capra	84
1990	Harvey Pulliam	72
1991	Bobby Moore	65
1992	Jeff Conine	69
1993	Karl "Tuffy" Rhodes	81
1994	Dwayne Hoesy	95
1995	Jeff Grotewold	70
1996	Jon Nunnally	76
1997	Clyde Pough	63
1998	Chris Hatcher	84
1999	Kit Pellow	89
2000	Dee Brown	76
2001	Kit Pellow	81
2002	Ken Harvey	75
2003	Mike Kelly	63
2004	Jed Hansen	82
2005	Adrian Brown	103
2006	Kerry Robinson	68
2007	Mike Avilés	78
2008	Mitch Maier	57
2009	Kila Ka'aihue	83
2010	Scott Thorman	78
2011	David Lough	87
2012	Derrick Robinson	73
2013	Christian Colón	71
2014	Whit Merrifield	67
2015	Whit Merrifield	83
2016	Jorge Bonifacio	82
2017	Dean Anna	53
2018	Frank Schwindel	65
2019	Erick Mejia	83
2021	Ryan McBroom	78
2022	Brewer Hicklen	85
2023	Tyler Gentry	69

YEAR	PLAYER	H
1969	George Spriggs	144
1970	George Spriggs	116
1971	John Mattias	141
1972	Jim Wohlford	138
1973	Tom Poquette	128
1974	James Clark	118
1975	Jamie Quirk	122
1976	Stephen Staggs	139
1977	Clint Hurdle	145
1978	Dave Cripe	142
1979	James Nettles	122
1980	Manny Castillo	173
1981	Manny Castillo	166
1982	Ron Johnson	162
1983	Steve Hammond	127
1984	Dave Leeper	137
1985	Mike Kingery	113
1986	Rondin Johnson	140
1987	Luis de los Santos	152
1988	Luis de los Santos	164
1989	Nick Capra	145
1990	Luis de los Santos	146
1991	Bobby Moore	120
1992	Sean Berry	126
1993	Bob Hamelin/Terry Shumpert	124
1994	Dwayne Hoesy	135
1995	Jeff Grotewold	109
1996	Darren Burton	125
1997	Larry Sutton	114
1998	Chris Hatcher	159
1999	Mark Quinn	129
2000	Dee Brown/Anthony Medrano	120
2001	Kit Pellow	141
2002	Ken Harvey	135
2003	Alexis Gómez/Jarrold Patterson	123
2004	Jed Hansen	126
2005	Adrian Brown	151
2006	Chad Allen	131
2007	Mike Avilés	159
2008	Ryan Shealy	113
2009	J.R. House	122
2010	Irving Falú	137
2011	Clint Robinson	164
2012	Clint Robinson	142
2013	Christian Colón	140
2014	Paulo Orlando	151
2015	Whit Merrifield	144
2016	Jorge Bonifacio	137
2017	Frank Schwindel	126
2018	Frank Schwindel	146
2019	Erick Mejia	134
2021	Ryan McBroom	113
2022	Brewer Hicklen	119
2023	Tyler Gentry	120

YEAR	PLAYER	RBI
1969	Fred Rico	84
1970	Charles Harrison	65
1971	John Ward	69
1972	Gary Sanserino	62
1973	George Brett	64
1974	James Clark	65
1975	Gary Martz	73
1976	Frank Ortizeno	81
1977	Joe DeLoach	69
1978	Randy Bass	78
1979	Jim Nettles	86
1980	Ken Phelps	72
1981	Manny Castillo	91
1982	Bombo Rivera	91
1983	Kelly Heath	61
1984	Dave Leeper	79
1985	Pat Putnam	67
1986	Kevin Seltzer	74
1987	Scotti Madison	83
1988	Luis de los Santos	87
1989	Tom Dodd	63
1990	Russ Morman	81
1991	Dave Clark	64
1992	Sean Berry	77
1993	Bob Hamelin	84
1994	Glenn Davis	97
1995	Jeff Grotewold	60
1996	Jon Nunnally	77
1997	Larry Sutton	72
1998	Chris Hatcher	106
1999	Kit Pellow	98
2000	Kit Pellow	75
2001	Kit Pellow	81
2002	Kit Pellow	76
2003	Jarrold Patterson	91
2004	Jed Hansen	82
2005	Aaron Guiel	92
2006	Chad Allen	78
2007	Mike Avilés	77
2008	Ryan Shealy	75
2009	Cory Aldridge	65
2010	Scott Thorman	85
2011	Clint Robinson	100
2012	Wil Myers	79
2013	Christian Colón	58
2014	Matt Fields	81
2015	Brett Eibner	81
2016	Jorge Bonifacio	86
2017	Frank Schwindel	92
2018	Frank Schwindel	73
2019	Erick Mejia	63
2021	Ryan McBroom	88
2022	Brewer Hicklen	87
2023	Tyler Gentry	71

bold = franchise record (1969-pres.)
ITALICS = Storm Chasers-era record (2011-pres.)

YEARLY BATTING LEADERS

YEAR	PLAYER	2B
1969	Luis Alcaraz	31
1970	George Spriggs	26
1971	Bill Sorrell	24
1972	Gary Sanerino	22
1973	Tom Poquette	22
1974	James Clark	23
1975	Ruppert Jones	25
1976	Frank Ortzeno	29
1977	Clint Hurdle	25
1978	Randy Bass	26
1979	James Nettles	31
1980	Tim Ireland	32
1981	Manny Castillo	31
1982	Ron Johnson/Mark Ryal	27
1983	Steve Hammond	37
1984	John Morris	24
1985	Wallace Davis	26
1986	Bill Pecota	26
1987	Scotti Madison	31
1988	Luis de los Santos	25
1989	Luis de los Santos	31
1990	Luis de los Santos	23
1991	Dave Clark	24
1992	Jeff Conine	24
1993	Karl "Tuffy" Robb	31
1994	Glenn Davis	30
1995	Keith Hughes	22
1996	Darren Burton	28
1997	Larry Sutton	27
1998	Chris Hatcher/Jeremy Giambi	21
1999	Joe Vitello	33
2000	Dee Brown	25
2001	Aaron Guiel/Craig Wilson	27
2002	Ken Harvey	30
2003	Jarrold Patterson	33
2004	Jed Hansen	19
2005	Aaron Guiel	32
2006	Blanco S. Costa/M. Teahen	4
2007	Craig Brazell	33
2008	Mitch Maier	24
2009	Tug Hulet/Kila Ka'aihue	27
2010	Clint Robinson	31
2011	Clint Robinson	37
2012	Johnny Gaiavotella	37
2013	Johnny Gaiavotella	33
2014	Whit Merrifield	36
2015	Hunter Doster	36
2017	Frank Schwindel	38
2018	Nick Mejia	22
2021	Bobby Witt Jr.	24
2022	Brewer Hicklen	30
2023	Tyler Gentry	28

YEAR	PLAYER	3B
1969	Fred Rico	20
1970	George Spriggs	9
1971	John Mattias/Carl Taylor	6
1972	Jim Wohlford	10
1973	G. Brett/T. Poquette/J. Wohlford	4
1974	Gary Rahe	4
1975	U.L. Washington	8
1976	Stephen Staggis	14
1977	U.L. Washington	10
1978	Jim Nettles	7
1979	German Barranca	11
1980	Pat Sheridan	8
1981	Buddy Blancalana	9
1982	Dave Leeper	8
1983	Dave Leeper	11
1984	Wallace Davis	10
1985	Rondin Johnson	14
1986	Gary Thurman	9
1987	Mike Loggins	8
1988	Tom Dodd	7
1989	Russ Mormon	9
1990	Sean Berry/Nelson Liriano	9
1991	Jeff Conine/Kevin Kosloski	5
1992	Mike Keying	5
1993	Dwayne Hosey	8
1994	Chris Stynes	5
1995	Darren Burton	5
1996	Felix Martinez	5
1997	Jed Hansen	7
1998	Jed Hansen	5
1999	Dee Brown	6
2000	Dee Brown	6
2001	J. Berblinger/A. Prieto/C. Wilson	3
2002	Donzell McDonald	15
2003	Alexis Gomez	8
2004	Alexis Gomez	8
2005	Adrian Brown	8
2006	C. Allen/A. Blanco S. Costa/M. Teahen	4
2007	Mike Aviles	4
2008	Chris Lubanski	8
2009	Irving Falu	12
2010	David Lough	11
2011	David Lough	11
2012	Irving Falu	11
2013	Paulo Orlando	9
2014	Whit Merrifield	9
2015	Jorge Bonifacio	6
2017	Adalberto Mondesi	8
2018	D. Dewees/J. Lopez/A. Mondesi	3
2019	Brett Phillips	7
2021	K. Isabel/E. Olivas/M. Bander/Z. Pratto	3
2022	C. Dungan/B. Hicklen	4
2023	Samad Taylor	4

YEAR	PLAYER	HR
1969	Dave Nicholson/George Spriggs	15
1970	Charles Harrison	21
1971	John Ward	21
1972	Frank Ortzeno	11
1973	James Lytle	11
1974	Jaime Quirk/Frank Ortzeno	10
1975	Gary Martz	19
1976	Joe Lartz	22
1977	Raymond	19
1978	Randy Bass	22
1979	Ken Phelps	20
1980	Ken Phelps	23
1981	Darryl Motley	18
1982	Bombo Rivera	27
1983	Ron Johnson	10
1984	Dave Leeper	16
1985	Dave Leeper	10
1986	Kevin Seitzer	13
1987	Joe Citari	22
1988	Jose Castro	10
1989	Tom Dodd	14
1990	Chito Martinez	21
1991	Dave Clark	13
1992	Sean Berry	21
1993	Bob Hamelin	29
1994	Glenn Davis/Dwayne Hosey	7
1995	Jeff Groteworld	25
1996	Jon Nunnally	27
1997	Clyde Pough	22
1998	Chris Hatcher	46
1999	Kit Pellow	35
2000	Dee Brown	23
2001	Aaron Guiel	21
2002	Kit Pellow	27
2003	Jarrold Patterson	18
2004	Calvin Pickering	35
2005	Aaron Guiel	30
2006	Justin Huber	15
2007	Craig Brazell	32
2008	Ryan Shealy	22
2009	Cory Aldridge	22
2010	Kila Ka'aihue	24
2011	Clint Robinson	23
2012	Will Myers	24
2013	Brett Hayes	17
2014	Carlos Peguero	30
2015	Brett Hayes	19
2016	Jorge Bonifacio	19
2017	Jorge Soler	24
2018	Frank Schwindel	24
2019	Jorge Bonifacio	20
2021	Ryan McBroom	32
2022	Brewer Hicklen	28
2023	Tyler Gentry	16

YEAR	PLAYER	BB
1969	Luis Alcaraz	73
1970	Charles Harrison	59
1971	John Ward	74
1972	Jim Wohlford	62
1973	James Clark	69
1974	Gary Rahe	53
1975	Stephen Staggis	81
1976	Stephen Staggis	89
1977	Clint Hurdle	96
1978	Randy Bass	100
1979	Ken Phelps	98
1980	Ken Phelps	128
1981	Bombo Rivera	87
1982	Bombo Rivera	57
1983	Kelly Heath	56
1984	John Morris	65
1985	Mike Kingery	61
1986	Kevin Seitzer	89
1987	Scotti Madison	60
1988	Dave Owen	59
1989	Nick Capra	70
1990	Bob Hamelin	62
1991	Sean Berry	48
1992	Tim Spehr	61
1993	Bob Hamelin	82
1994	Michael Tucker	69
1995	Jeff Groteworld	62
1996	Darren Burton	59
1997	Larry Sutton	61
1998	Jeremy Giambi	57
1999	Joe Vitello	66
2000	Emiliano Escandon	50
2001	Jon Nunnally	54
2002	Donzell McDonald	56
2003	Benny Agbayani	53
2004	Calvin Pickering	70
2005	Adrian Brown	74
2006	Justin Huber	40
2007	Billy Butler/Joey Gathright	43
2008	Ryan Shealy	52
2009	Kila Ka'aihue	102
2010	Kila Ka'aihue	88
2011	Clint Robinson	58
2012	Clint Robinson	79
2013	Anthony Soratelli	70
2014	Johnny Gaiavotella	47
2015	Jose Martinez	48
2016	Jorge Bonifacio	51
2017	Jorge Soler	50
2018	Rach O'Hearn	45
2019	Brett Phillips	72
2021	Ryan McBroom	47
2022	Nick Pratto	59
2023	Tyler Gentry	81

YEAR	PLAYER	SO
1969	David Nicholson	89
1970	George Spriggs	83
1971	John Ward	97
1972	Jose Martinez	78
1973	James Clark	75
1974	Frank Ortzeno	85
1975	U.L. Washington	145
1976	Gary Martz	108
1977	Gary Martz	118
1978	Luis Silverio	120
1979	Jim Nettles	78
1980	Ken Phelps	84
1981	Bombo Rivera	80
1982	Bombo Rivera	101
1983	Mike Brewer	77
1984	John Morris	96
1985	Wallace Davis	89
1986	Mike Brewer	86
1987	Gary Thurman	84
1988	Gary Thurman	80
1989	Tom Dodd	108
1990	Chito Martinez	129
1991	Sean Berry	70
1992	Tim Spehr	89
1993	Bob Hamelin	94
1994	Michael Tucker	111
1995	Shane Halter	98
1996	Roderick Myers	106
1997	Clyde Pough	113
1998	Jed Hansen/Chris Hatcher	125
1999	Kit Pellow	118
2000	Dee Brown	111
2001	Jon Nunnally	103
2002	Dee Brown	112
2003	Jarrold Patterson	92
2004	Adrian Brown	118
2005	Chad Santos	133
2006	Justin Huber	94
2007	Mitch Maier	89
2008	Chris Lubanski	130
2009	Mario Lissson	89
2010	Jai Miller	113
2011	Lorenzo Cain	102
2012	Will Myers	98
2013	Miguel Ramirez	103
2014	Miguel Fields	156
2015	Orlando Calixte	84
2016	Jorge Bonifacio	130
2017	Ryan O'Hearn	119
2018	Jose Lopez	108
2019	Jorge Bonifacio	121
2021	Ryan McBroom	109
2022	Brewer Hicklen	202
2023	Tyler Gentry	127

YEAR	PLAYER	SB
1969	George Spriggs	46
1970	George Spriggs	10
1971	Carl Taylor	29
1972	Jim Wohlford	20
1973	Keith Marshall	9
1974	Keith Marshall	5
1975	U.L. Washington	22
1976	Stephen Staggis	27
1977	Willie Wilson	74
1978	Luis Silverio	38
1979	German Barranca	75
1980	German Barranca	28
1981	Orlando Concepcion	32
1982	Bombo Rivera	33
1983	Mike Brewer	33
1984	John Morris	18
1985	Bill Pecota	21
1986	Dwight Taylor	67
1987	Gary Thurman	58
1988	Gary Thurman	35
1989	Nick Capra	31
1990	Gary Thurman	39
1991	Jacob Brumfield	36
1992	José Mota	21
1993	Terry Shumpert	36
1994	Tom Goodwin	50
1995	Dwayne Hosey	28
1996	Roderick Myers	37
1997	Felix Martinez	31
1998	Jeremy Carr	19
1999	J.P. Robarge	16
2000	Dee Brown	20
2001	Jon Nunnally	11
2002	Rontrez Johnson	31
2003	Brent Abernathy	13
2004	Adrian Brown	28
2005	Adrian Brown	33
2006	Kerry Robinson	27
2007	Joey Gathright	15
2008	Mitch Maier	12
2009	Tommy Meyer	16
2010	Irving Falu	15
2011	Jarrold Dyon	26
2012	David Lough	38
2013	Anthony Soratelli	24
2014	Paulo Orlando	34
2015	Whit Merrifield	32
2016	Whit Merrifield	20
2017	Billy Burns	24
2018	Terrance Gore	16
2019	Brett Phillips	22
2021	Kyle Isabel	22
2022	Dairon Blanco	45
2023	Dairon Blanco	47

STORM CHASERS ORGANIZATION
 2024 OMAHA STORM CHASERS
 2023 SEASON IN REVIEW
 PLAYER & COACH DATABASE
 HISTORY & RECORDS
 INTERNATIONAL LEAGUE
 ORGANIZATION
 GENERAL INFORMATION

YEARLY PITCHING LEADERS

YEAR	PLAYER	GAMES
1969	Orlando Peña	34
1970	Steve Jones/Jim York	41
1971	Aurelio Monteagudo	46
1972	Steve Busby/Ken Wright	30
1973	Barry Raziano	38
1974	James Foor	50
1975	Norman Angelini	54
1976	Roger Nelson	52
1977	Roger Nelson	58
1978	Bill Paschall	42
1979	Gary Christensen	51
1980	Jerry Cram	33
1981	Jeff Schattinger	59
1982	Bob Tufts	49
1983	Michael Parrott	44
1984	Tony Ferreira	40
1985	Mark Huismann	59
1986	David Cone	39
1987	Steve Shirley	44
1988	Bob Buchanan	47
1989	Ed Olwine	53
1990	Jay Baller	52
1991	Luis Encarnación	50
1992	Carlos Maldonado	47
1993	Enrique Burgos	48
1994	Enrique Burgos	57
1995	J.J. Muñoz	57
1996	Jaime Bluma	52
1997	Rich Huisman	37
1998	Allen McMill	61
1999	Danny Rios	47
2000	Paul Spoljaric	43
2001	Scott Munro/Dan Murray	47
2002	Rick DeHart	49
2003	Jason Gillilan	35
2004	Ryan Bukvich	38
2005	Santiago Ramirez	50
2006	Stobie Lox	31
2007	Roberto Giron	39
2008	Brad Salmon	47
2009	Carlos Rosa	43
2010	Matt Herges	45
2011	Jesse Chavez	45
2012	Brendon Sisk	50
2013	Donnie Brandon/Michael Mariot	47
2014	Buddy Baumann	40
2015	Michael Brien/Broderick	42
2016	Malcom Culver	44
2017	Eric Stout	45
2018	Richard Lovelady	44
2019	Andrés Machado	44
2020	Gavin	48
2021	Andrés Núñez	54
2022	Andrés Núñez	54
2023	Evan Sisk	58

YEAR	PLAYER	INNINGS
1969	Paul Splittorff	174.0
1970	Jerry Cram	171.0
1971	Lance Clemons	134.0
1972	Steve Busby	216.1
1973	Mark Littell	179.3
1974	Dennis Leonard	222.2
1975	George Throop	186.0
1976	Gary Lance	157.0
1977	Gary Lance	202.2
1978	Bill Paschall	163.2
1979	Craig Eaton	189.1
1980	Craig Chamberlain	170.0
1981	Atlee Hamaker	146.0
1982	Bill Kelly	132.0
1983	Charlie Leibbrandt	185.1
1984	Keith Creel	168.0
1985	Tony Ferreira	173.2
1986	Mike Griffin	183.0
1987	Bill Swagerty	193.0
1988	Steve Fireovid	139.0
1989	Stan Clarke	171.2
1990	Jim LeMasters	154.0
1991	Bob Buchanan	157.1
1992	Josias Manzanillo	146.1
1993	Keith Brown	148.2
1994	Rod Nichols	142.0
1995	Doug Linton	108.1
1996	Glendon Rusch	169.2
1997	Brian Harrison	144.2
1998	Brian Harrison	151.2
1999	Brian Barber	120.1
2000	Dan Murray	140.2
2001	Mike MacDougal	144.1
2002	Chris Fussell	164.2
2003	Ryan Baerlocher	120.0
2004	Kris Wilson	167.1
2005	Danny Tamayo	160.1
2006	Bobby Keppel	98.1
2007	Matt Wright	137.1
2008	Matt Wright	148.0
2009	Lenny DiNardo	151.2
2010	Gaby Hernandez	140.1
2011	Jeff Szuppan	165.2
2012	Ryan Verdugo	136.2
2013	Chris Dwyer	159.2
2014	Aaron Brooks	139.0
2015	Clayton Kirtens/Aaron Brooks	146.1
2016	Jonathan Dziedzic	140.0
2017	Christian Binford	155.2
2018	Jonathan Dziedzic	139.1
2019	Foster Griffin	130.0
2020	Jake Kalish	96.0
2021	Austin Cox	147.1
2022	Austin Cox	116.0
2023	Max Castillo	116.0

YEAR	PLAYER	ERA
1969	Al Fitzmorris	3.75
1970	Monty Montgomery	3.54
1971	NO QUALIFIERS	
1972	Mike Jackson	2.41
1973	Mark Littell	2.51
1974	Dennis Leonard	3.48
1975	George Throop	2.95
1976	Bob McClure	2.97
1977	Gary Shanahan	2.54
1978	Bill Paschall	3.64
1979	Craig Eaton	3.33
1980	Dan Fischer	3.51
1981	Mike Jones	2.95
1982	Dan Fischer	3.85
1983	Danny Jackson	3.97
1984	Michael Parrott	3.81
1985	Steve Farr	2.02
1986	Al Hargeshheimer	3.29
1987	Tom Mullen	4.28
1988	Luis Aquino	2.85
1989	Bob Buchanan	3.35
1990	Jim LeMasters	3.16
1991	Bob Buchanan	3.26
1992	Dennis Moeller	2.46
1993	Rick Reed	3.09
1994	Dennis Rasmussen	3.24
1995	NO QUALIFIERS	
1996	Glendon Rusch	4.42
1997	Brian Harrison	5.05
1998	Brian Barber	3.75
1999	Glendon Rusch	4.42
2000	Jeff Austin	4.48
2001	Chris George	3.53
2002	Kiko Calero	3.44
2003	Ryan Baerlocher	4.65
2004	Luis Walrod	3.06
2005	Dennis Tankersley	4.24
2006	NO QUALIFIERS	
2007	Matt Wright	4.06
2008	Brandon Duckworth	4.75
2009	Lenny DiNardo	3.52
2010	Anthony Lerew	2.35
2011	Kenneth Wright	4.18
2012	Jake Odorizzi	2.93
2013	Chris Dwyer	3.55
2014	Aaron Brooks	3.88
2015	Aaron Brooks	3.71
2016	Jonathan Dziedzic	4.05
2017	Erik Skoglund	4.11
2018	Trévor Oaks	3.23
2019	Foster Griffin	5.23
2020	NO QUALIFIERS	
2021	Austin Cox	4.21
2022	Max Castillo	4.58
2023	Max Castillo	4.58

YEAR	PLAYER	WINS
1969	Don O'Riley/Paul Splittorff	12
1970	Monty Montgomery	10
1971	Aurelio Monteagudo	12
1972	Steve Busby	12
1973	Mark Littell	16
1974	Dennis Leonard	12
1975	Mark Littell	13
1976	Jerry Cram	11
1977	Gary Lance	16
1978	Bill Paschall	14
1979	Craig Eaton	12
1980	Craig Chamberlain	11
1981	Atlee Hamaker/Mike Jones	11
1982	Bob Tufts	10
1983	Derek Botelho	10
1984	Keith Creel	9
1985	Tony Ferreira/Al Hargeshheimer	11
1986	Al Hargeshheimer	13
1987	Bill Swagerty	10
1988	Steve Fireovid	11
1989	Steve Fireovid	13
1990	Pete Filson	12
1991	Bob Buchanan	11
1992	Dennis Moeller	8
1993	Keith Brown	13
1994	Dennis Rasmussen	10
1995	Jerry Kuntz/Bob Melnicki	8
1996	Glendon Rusch	11
1997	Brian Harrison	10
1998	Roland de la Maza/Brian Harrison	9
1999	Chris Fussell/Danny Rios	10
2000	Jaime Walker	10
2001	Chris George	11
2002	Chris Fussell	12
2003	Wes Obermueller	10
2004	Kris Wilson	11
2005	Danny Tamayo/Dennis Tankersley	9
2006	Bobby Keppel	6
2007	Ben Hendrickson	11
2008	Brad Salmon	8
2009	Lenny DiNardo	8
2010	Gaby Hernandez/Luis Mendoza	10
2011	Luis Mendoza	12
2012	Ryan Verdugo	12
2013	Chris Dwyer/Brian Sanches	10
2014	Aaron Brooks	12
2015	John Lamb	9
2016	John Lannan	8
2017	Christian Binford/Luke Farrell/Onelki García	7
2018	Jonathan Dziedzic/Trévor Oaks	8
2019	Foster Griffin/Jake Kalish	8
2020	Jackson Kowar	9
2021	Jackson Kowar	7
2022	Austin Cox/Daniel Mengden	7
2023	Walker Pennington	7

YEAR	PLAYER	LOSSES
1969	Paul Splittorff	10
1970	Paul Splittorff	12
1971	Lance Clemons/Jerry Cram	11
1972	Steve Busby	12
1973	Monty Montgomery	12
1974	Dennis Leonard	13
1975	Gary Lance	11
1976	Bob McClure	10
1977	Greg Shanahan	11
1978	George Throop	10
1979	Mark Daly	13
1980	Craig Chamberlain	11
1981	Dan Fisher/Bill Paschall	11
1982	William Kelly	12
1983	Derek Botelho	14
1984	Keith Creel	15
1985	David Cone	15
1986	Mike Griffin/Les Strodte	11
1987	Israel Sánchez/Bill Swagerty	12
1988	Don Welchel	11
1989	Jose de Jesus	11
1990	Ray Chadwick	11
1991	Scott Centala/Dera Clark	9
1992	José Bautista/Josias Manzanillo	10
1993	Keith Brown/Dennis Rasmussen	8
1994	Rod Nichols	10
1995	Melvin Bunch/Doug Linton	9
1996	Melvin Bunch/Glendon Rusch	9
1997	Brian Harrison/Ken Ray	12
1998	Brian Harrison	10
1999	Mark Krivda	10
2000	Jaime Walker	10
2001	Mike MacDougal	8
2002	Brett Laxton	13
2003	Shawn Sedlacek	11
2004	Kris Wilson	11
2005	Ryan Jensen	11
2006	Kyle Middleton	7
2007	Billy Bucknew/Thad Markay	8
2008	Tyler Lumsden	13
2009	Carlos Rosa	9
2010	Luis Mendoza	9
2011	Mike Montgomery	11
2012	Nathan Adcock/Mike Montgomery	6
2013	Justin Marks	13
2014	John Lamb	9
2015	Clayton Mortensen	9
2016	Christian Binford	12
2017	Christian Binford	10
2018	Jonathan Dziedzic	11
2019	Zach Lovorn	11
2020	Marcelo Martinez	7
2021	Jackson Kowar	7
2022	Jackson Kowar	7
2023	Max Castillo	7

YEAR	PLAYER	SAVES
1969	Dave Wickershaw	5
1970	Jim York	9
1971	Lloyd Gladden	5
1972	Kenneth Wright	7
1973	Barry Raziano	10
1974	James Foor	7
1975	Norm Angelini	20
1976	Roger Nelson	16
1977	Roger Nelson	16
1978	Jerry Cram	10
1979	Gary Christensen/Renie Martin	7
1980	Gary Christensen	7
1981	Jeff Schattinger	23
1982	Bob Tufts	12
1983	Mark Huismann	8
1984	Tony Ferreira/Art Martinez	4
1985	Mark Huismann	33
1986	David Cone	14
1987	John Davis	7
1988	Jeff Montgomery	13
1989	Rick Lucken	16
1990	Jay Baller	20
1991	Mark Huismann	15
1992	Carlos Maldonado	16
1993	Enrique Burgos	19
1994	Enrique Burgos	10
1995	Jose deJesus	9
1996	Jaime Bluma	25
1997	Scott Service	9
1998	Bart Evans	27
1999	Ray	7
2000	Paul Spoerl	10
2001	Dan Murray	8
2002	Cory Bailey	9
2003	Jason Gillilan	7
2004	Ryan Bukvich	17
2005	Santiago Ramirez	7
2006	Joe Nelson	7
2007	Ryan Braun	9
2008	Neal Musser	6
2009	Carlos Rosa	7
2010	Josh Rupa	10
2011	Jesse Chavez	16
2012	Brendon Sisk	8
2013	Michael Mariot	11
2014	Sper Patton	14
2015	Scott Alexander	14
2016	Malcom Culver	6
2017	Malcom Culver	9
2018	Richard Lovelady	9
2019	Richard Lovelady	4
2020	Tyler Zuber	8
2021	Andrés Núñez/Brad Peacock	7
2022	Brooks Kriese/Nick Wittgren	5
2023	Brooks Kriese/Nick Wittgren	5

BOLD = franchise record (1969-pres)
ITALICS = Storm Chasers-era record (2011-pres.)

YEARLY PITCHING LEADERS

YEAR	PLAYER	R	YEAR	PLAYER	BB	YEAR	PLAYER	SO
1969	Paul Splittorff	101	1969	Paul Splittorff	69	1969	Jerry Cram/Chris Zachary	110
1970	Paul Splittorff	87	1970	Jerry Cram	57	1970	Jerry Cram	115
1971	Lance Clemons	73	1971	Lance Clemons	70	1971	Lance Clemons	107
1972	Steve Busby	87	1972	Mike Jackson	70	1972	Steve Busby	221
1973	Al Autry	114	1973	Al Autry	104	1973	Al Autry	136
1974	Dennis Leonard	96	1974	Dennis Leonard	91	1974	Dennis Leonard	193
1975	Mark Littell	81	1975	Mark Littell	74	1975	Mark Littell	128
1976	Gary Lance	103	1976	Gary Lance	57	1976	Bob McClure	91
1977	Gary Lance	103	1977	Gary Lance	79	1977	Gary Lance	113
1978	George Throop	97	1978	Mark Ballinger/George Throop	64	1978	Mark Ballinger	81
1979	Mark Daly	88	1979	Mark Daly	85	1979	Mark Ballinger	70
1980	Craig Chamberlain	105	1980	Craig Chamberlain	81	1980	Dan Fischer	92
1981	Dan Fischer	80	1981	Mike Jones	79	1981	Mike Jones	101
1982	Mike Kelly	79	1982	Frank Willy	81	1982	David Shuler	87
1983	Charlie Liebrandt	113	1983	Charlie Liebrandt	77	1983	Charlie Liebrandt	128
1984	Keith Creel	99	1984	Keith Creel	58	1984	Michael Parrott	103
1985	David Cone	90	1985	David Cone	93	1985	David Cone	115
1986	Mike Griffin	90	1986	Les Strode	88	1986	Mike Griffin	105
1987	Bill Swaggerty	95	1987	Bill Swaggerty	50	1987	Israel Sánchez	74
1988	Steve Fireovid	72	1988	Luis Aquino	50	1988	Luis Aquino	93
1989	Jose de Jesus	78	1989	Jose de Jesus	98	1989	Jose de Jesus	158
1990	Ray Chadwick	79	1990	Ray Chadwick	63	1990	Ray Chadwick	102
1991	Dera Clark	76	1991	Dera Clark	73	1991	Dera Clark	108
1992	Mark Huisman	80	1992	Josias Manzanillo	71	1992	Josias Manzanillo	115
1993	Steve Curry	86	1993	Steve Curry	56	1993	Keith Brown	98
1994	Rod Nichols	102	1994	Rod Nichols	52	1994	Rod Nichols	92
1995	Doug Linton	60	1995	Jose de Jesus	52	1995	Doug Linton	85
1996	Melvin Bunch	106	1996	Melvin Bunch	59	1996	Glendon Rusch	117
1997	Brian Harrison	114	1997	Ken Ray	63	1997	Ken Ray	96
1998	Brian Harrison	116	1998	Brian Barber	53	1998	Brian Barber	100
1999	Rick Krivda	94	1999	Scott Mullen	53	1999	Dan Reichert	123
2000	Dan Murray	99	2000	Brett Laxton	61	2000	Dan Murray	102
2001	Mike MacDougal	110	2001	Mike MacDougal	76	2001	Mike MacDougal	110
2002	Chris Fussell/Brett Laxton	97	2002	Chris Fussell	91	2002	Kiko Calero	109
2003	Shawn Sedlacek	75	2003	Jamey Wright	59	2003	Ryan Baerlocher	73
2004	Kris Wilson	116	2004	Les Walrond	41	2004	Les Walrond	107
2005	Danny Tamayo	99	2005	Dennis Tankersley	59	2005	Dennis Tankersley	104
2006	Bobby Keppel	73	2006	Denny Bautista	32	2006	Ryan Baerlocher	59
2007	Tyler Lumsden	89	2007	Tyler Lumsden	59	2007	Matt Wright	98
2008	Matt Wright	99	2008	Tyler Lumsden	62	2008	Brandon Duckworth	103
2009	Heath Phillips	91	2009	Heath Phillips	50	2009	Lenny DiNardo	127
2010	Gaby Hernandez	81	2010	Gaby Hernandez	56	2010	Gaby Hernandez	114
2011	Mike Montgomery	95	2011	Mike Montgomery	69	2011	<i>Mike Montgomery</i>	129
2012	Mike Montgomery	74	2012	Ryan Verdugo	67	2012	Ryan Verdugo	118
2013	Chris Dwyer	75	2013	Chris Dwyer	72	2013	Justin Marks	117
2014	John Lamb	78	2014	John Lamb	68	2014	John Lamb	131
2015	Clayton Mortensen	68	2015	Clayton Mortensen	59	2015	John Lamb	96
2016	John Lannan	91	2016	Jonathan Dzedzic	63	2016	Jonathan Dzedzic	107
2017	Christian Binford	96	2017	Josh Staumont	63	2017	Eric Skoglund	102
2018	Jonathan Dzedzic	68	2018	Josh Staumont	52	2018	Josh Staumont	103
2019	Arlando Hernandez	90	2019	Foster Griffin	64	2019	Foster Griffin	111
2021	Jake Kalish	75	2021	Grant Gavin/Jake Kalish/Jace Vines	35	2021	Jackson Kowar	115
2022	Austin Cox	80	2022	Daniel Mengden	56	2022	Austin Cox	95
2023	Jonathan Heasley	72	2023	Drew Parrish	58	2023	Max Castillo	104

OMAHA FRANCHISE RETIRED NUMBERS

GEORGE BRETT
Omaha Royals Infielder
(1973-1974)

DICK HOSWER
Kansas City Royals Manager
(1981-1987)

FRANK WHITE
Omaha Royals Infielder
(1973)

MIKE JIRSCHKE
Omaha Manager
(1995-1997, 2003-2013,
2023-Present)

BRIAN POLDBERG
Omaha Manager
(2014-2021)

JACKIE ROBINSON
First Black player in MLB
history

STORM CHASERS
ORGANIZATION

2024 OMAHA
STORM CHASERS

2023 SEASON
IN REVIEW

PLAYER & COACH
DATABASE

HISTORY &
RECORDS

INTERNATIONAL
LEAGUE

ROYALS
ORGANIZATION

GENERAL
INFORMATION

SIGNIFICANT ON-BASE STREAKS

LONGEST MODERN ON-BASE STREAK – 46 GAMES

SHANE COSTA: APRIL 14 - AUGUST 8, 2007

#	Date	Opponent	AVG	AB	R	H	2B	3B	HR	RBI	BB	IBB	SO	SB	CS	HBP	SAC	SF	OBP
1.	4/14/07	vs. Albuquerque	.174	5	1	3	0	0	0	1	0	0	0	0	0	0	0	0	.208
2.	4/15/07	vs. Albuquerque	.192	3	2	1	1	0	0	0	0	0	0	0	0	0	1	0	.222
3.	4/16/07	vs. Albuquerque	.226	5	1	2	0	0	0	1	0	0	0	0	0	0	0	0	.250
4.	4/17/07	vs. Round Rock	.286	4	0	3	0	0	0	0	0	0	0	0	0	0	0	0	.306
5.	4/18/07	vs. Round Rock	.289	3	0	1	1	0	0	0	1	0	0	0	0	0	0	0	.325
6.	4/19/07	vs. Round Rock	.310	4	0	2	0	0	0	1	0	0	0	0	0	0	0	1	.333
7.	4/20/07	vs. Round Rock	.319	5	2	2	0	1	0	0	0	0	1	0	0	0	0	0	.340
8.	4/21/07	@ Memphis	.320	3	1	1	0	0	0	0	2	0	0	0	0	0	0	0	.364
9.	4/22/07	@ Memphis	.321	3	2	1	1	0	0	0	2	0	0	0	0	0	0	0	.383
10.	4/23/07	@ Memphis	.321	3	0	1	0	0	0	0	0	0	0	0	0	1	0	0	.391
11.	4/24/07	@ Memphis	.361	5	2	4	1	0	0	0	1	0	0	0	0	0	0	0	.429
12.	4/26/07	vs. Nashville	.348	5	1	1	1	0	0	0	0	2	0	0	0	0	0	0	.413
13.	4/27/07	vs. Nashville	.343	4	1	1	0	0	0	0	0	0	0	0	0	0	0	0	.405
14.	4/28/07	vs. Nashville	.351	4	1	2	1	0	0	0	1	0	1	0	0	0	0	0	.417
15.	4/29/07	vs. Nashville	.355	2	0	1	0	1	0	1	2	0	0	0	0	0	0	1	.427
16.	4/30/07	vs. Memphis	.354	3	1	1	1	0	0	0	1	0	0	0	0	0	0	0	.430
17.	5/1/07	vs. Memphis	.369	5	1	3	0	0	0	0	0	0	1	0	0	0	0	0	.439
18.	5/2/07	vs. Memphis	.379	3	1	2	0	0	0	1	2	1	0	1	0	0	0	0	.456
19.	5/3/07	vs. Memphis	.378	3	2	1	0	0	0	0	1	0	0	0	0	0	0	0	.458
20.	7/12/07	vs. Iowa	.368	5	0	1	0	0	0	0	0	2	0	0	0	0	0	0	.446
21.	7/13/07	vs. Iowa	.361	2	1	0	0	0	0	0	0	0	0	1	0	2	0	0	.448
22.	7/14/07	vs. Iowa	.346	7	1	1	0	0	0	0	0	0	2	0	0	0	0	0	.431
23.	7/15/07	vs. Iowa	.349	5	0	2	0	0	0	0	0	1	0	0	0	0	0	0	.430
24.	7/16/07	@ Albuquerque	.342	5	0	1	0	0	0	0	1	0	0	0	0	0	0	0	.425
25.	7/17/07	@ Albuquerque	.350	3	1	2	0	0	0	0	1	0	0	0	0	0	0	0	.435
26.	7/18/07	@ Albuquerque	.347	4	2	1	1	0	0	0	1	0	0	0	0	0	0	0	.434
27.	7/19/07	@ Albuquerque	.344	4	0	1	0	0	0	0	0	0	0	0	0	0	0	0	.429
28.	7/21/07	vs. Memphis	.349	4	1	2	0	0	1	1	0	0	0	0	0	0	0	0	.430
29.	7/22/07	vs. Memphis	.361	4	1	3	1	0	0	0	0	0	0	1	0	0	0	0	.439
30.	7/23/07	vs. Memphis	.368	3	1	2	2	0	0	0	1	0	0	0	0	0	0	0	.447
31.	7/24/07	@ Salt Lake	.371	4	2	2	2	0	0	0	0	0	0	0	0	0	0	0	.448
32.	7/26/07	@ Salt Lake	.364	3	0	0	0	0	0	0	1	0	0	0	0	0	0	0	.443
33.	7/26/07	@ Salt Lake	.367	4	2	2	0	0	0	0	0	0	1	0	0	0	0	0	.444
34.	7/27/07	@ Salt Lake	.368	5	1	2	0	0	0	1	0	0	1	0	0	0	0	0	.443
35.	7/28/07	@ Colorado Springs	.361	3	1	0	0	0	0	0	1	0	0	1	0	0	0	0	.439
36.	7/29/07	@ Colorado Springs	.375	5	1	4	1	0	0	0	0	0	0	0	0	0	0	0	.449
37.	7/30/07	@ Colorado Springs	.366	4	2	0	0	0	0	0	1	0	1	0	0	0	0	0	.442
38.	7/31/07	@ Colorado Springs	.363	4	0	1	0	0	0	0	1	0	0	0	0	0	0	0	.441
39.	8/1/07	vs. Las Vegas	.357	3	0	0	0	0	0	0	0	0	0	0	0	1	0	0	.437
40.	8/2/07	vs. Las Vegas	.356	3	1	1	0	0	1	1	1	0	0	0	0	0	0	0	.438
41.	8/3/07	vs. Las Vegas	.356	3	0	1	0	1	0	0	0	0	0	0	0	0	0	0	.437
42.	8/4/07	vs. Las Vegas	.357	5	2	2	0	0	0	0	0	0	1	1	0	0	0	0	.436
43.	8/5/07	vs. Tucson	.351	6	0	1	1	0	0	0	0	0	0	0	0	0	0	0	.429
44.	8/6/07	vs. Tucson	.347	5	1	1	0	0	0	1	0	1	0	0	0	0	0	0	.423
45.	8/7/07	vs. Tucson	.345	4	1	1	1	0	0	0	0	0	0	0	0	0	0	0	.420
46.	8/8/07	vs. Tucson	.348	4	0	2	1	0	0	0	0	0	0	0	0	0	0	0	.422
			.377	183	41	69	17	3	2	9	22	1	13	6	1	4	1	2	.450

Note: Costa was called up to the Major Leagues and played for the Kansas City Royals from May 4 to July 4, before re-joining Omaha on July 12.

SIGNIFICANT ON-BASE STREAKS

MODERN OMAHA SIGNIFICANT ON-BASE STREAKS (2005-PRESENT)

#	PLAYER	STREAK	AVG	AB	R	H	2B	3B	HR	RBI	BB	SO	OBP	FIRST GAME	LAST GAME
1.	Shane Costa	46	.377	183	41	69	17	3	2	9	22	13	.450	4/14/2007	8/8/2007
2.	Alex Gordon	39	.359	153	35	55	11	1	8	30	35	38	.490	5/9/2010	6/19/2010
3.	Brewer Hicklen	34	.242	124	27	30	5	1	12	22	17	42	.367	7/26/2022	9/2/2022
4.	Freddy Fermin	33	.336	119	24	40	8	0	9	23	20	21	.429	8/3/2022	9/15/2022
5.	Logan Porter	30	.302	106	18	32	5	0	1	15	24	30	.433	5/24/2023	7/05/2023
	Travis Snider	30	.301	103	16	31	10	1	0	10	19	20	.416	4/7/2016	5/20/2016
7.	Brett Eibner	29	.364	107	23	39	12	1	9	31	12	23	.429	7/4/2015	8/6/2015
	Irving Falú	29	.274	117	14	32	5	0	1	8	16	12	.358	7/6/2013	8/9/2013
9.	Jarrod Dyson	28	.309	110	27	34	4	0	0	4	17	10	.411	5/23/2011	7/7/2011
	Kila Ka'aihue	28	.352	88	27	31	5	0	7	24	37	20	.544	4/23/2010	6/7/2010
	Joey Gathright	28	.398	108	25	43	5	3	0	13	20	10	.496	5/19/2007	7/30/2007
12.	Paulo Orlando	27	.394	104	20	41	9	2	2	10	7	19	.432	5/24/2018	8/4/2018
	Jai Miller	27	.267	105	12	28	13	0	5	21	14	30	.347	5/6/2010	6/11/2010
14.	Kelvin Gutiérrez	25	.292	89	12	26	2	0	2	12	17	24	.411	4/4/2019	6/16/2019
	Frank Schwindel	25	.370	100	18	37	13	0	6	20	9	16	.427	7/21/2018	8/17/2018
	Adalberto Mondesi	25	.356	101	19	36	7	3	4	17	8	24	.400	4/27/2017	6/1/2017
	José Martínez	25	.447	94	17	42	5	1	4	17	17	14	.532	8/12/2015	9/6/2015
	Whit Merrifield	25	.358	109	15	39	8	1	2	12	8	22	.408	7/1/2014	7/28/2014
19.	Tyler Gentry	24	.325	83	16	27	5	0	3	13	21	20	.462	8/23/2023	9/23/2023
	Ryan McBroom	24	.283	92	17	26	4	0	9	19	13	17	.371	8/21/2021	9/19/2021
	Clint Robinson	24	.376	85	13	32	8	0	3	17	14	12	.465	5/6/2012	5/31/2012
	Irving Falú	24	.336	110	19	37	4	1	1	10	9	8	.387	4/22/2010	5/21/2010
	Ryan Shealy	24	.393	84	12	33	6	0	4	16	15	19	.480	6/29/2008	7/24/2008
	Shane Costa	24	.400	95	23	38	5	3	8	17	6	9	.453	6/22/2006	7/18/2006
25.	Michael Massey	23	.371	89	16	33	9	0	7	27	9	21	.436	6/16/2022	7/22/2022
	José Martínez	23	.395	81	13	32	8	0	1	12	12	15	.474	7/19/2015	8/9/2015
	Scott Thorman	23	.340	94	18	32	6	1	5	19	8	16	.394	8/15/2010	9/6/2010
28.	Whit Merrifield	22	.345	87	18	30	6	2	2	7	9	10	.406	4/12/2015	5/5/2015
	David Lough	22	.333	87	13	29	5	1	4	18	6	13	.383	4/14/2012	5/7/2012
	David Lough	22	.345	84	15	29	2	1	2	14	8	6	.400	8/4/2011	9/5/2011
	Craig Brazell	22	.287	94	12	27	5	0	3	17	4	19	.313	6/29/2007	7/23/2007
	Mark Teahen	22	.408	71	13	29	7	4	2	14	19	11	.533	5/10/2006	6/2/2006
34.	Dairon Blanco	21	.423	78	19	33	2	0	1	13	11	14	.510	5/13/2023	6/10/2023
	Casey Kotchman	21	.350	80	10	28	5	1	0	12	10	6	.435	8/8/2015	9/7/2015
	Johnny Givatolla	21	.414	87	20	36	7	1	5	25	11	11	.495	7/3/2012	7/26/2012
	Mike Stodolka	21	.408	71	12	29	4	0	2	8	16	7	.523	7/12/2008	8/4/2008
	Mitch Maier	21	.353	85	15	30	5	0	4	13	6	12	.383	4/26/2008	5/18/2008
	Billy Butler	21	.338	71	17	24	3	0	6	20	21	12	.490	4/18/2007	5/25/2007
40.	John Rave	20	.351	74	19	26	8	1	3	17	12	17	.437	6/13/2023	7/09/2023
	Frank Schwindel	20	.390	77	12	30	7	0	4	19	5	15	.422	8/4/2017	8/22/2017
	Anthony Seratelli	20	.348	69	15	24	6	1	2	8	12	14	.444	5/10/2013	6/1/2013
	Lorenzo Cain	20	.333	78	15	26	2	1	2	14	10	15	.422	7/14/2011	8/4/2011
	Kila Ka'aihue	20	.284	67	14	19	3	0	1	9	19	11	.443	7/11/2009	8/6/2009
	Ryan Shealy	20	.406	64	14	26	6	0	0	9	18	13	.529	4/15/2009	5/8/2009
	Mitch Maier	20	.384	73	17	28	9	1	1	6	13	9	.483	6/23/2008	7/12/2008
	Shane Costa	20	.316	79	4	25	5	0	1	10	8	13	.375	5/23/2008	6/28/2008
	Mike Avilés	20	.375	88	19	33	11	3	5	19	4	9	.409	4/11/2008	5/3/2008
	Denny Hocking	20	.420	69	15	29	6	2	0	13	13	12	.500	5/12/2005	6/6/2005

STORM CHASERS ORGANIZATION

2024 OMAHA STORM CHASERS

2023 SEASON IN REVIEW

PLAYER & COACH DATABASE

HISTORY & RECORDS

INTERNATIONAL LEAGUE

ROYALS ORGANIZATION

GENERAL INFORMATION

MODERN OMAHA SIGNIFICANT MULTI-REACH STREAKS (2005-PRESENT)

#	PLAYER	STREAK	AVG	AB	R	H	2B	3B	HR	RBI	BB	SO	OPS	FIRST GAME	LAST GAME
1.	Johnny Givatolla	11	.409	44	11	18	2	1	1	6	6	4	.480	7/5/2014	7/18/2014
2.	Ben Broussard	10	.436	39	8	17	4	0	1	7	9	5	.542	7/24/2013	8/2/2013
	Johnny Givatolla	10	.472	36	9	17	4	0	2	11	11	3	.596	5/1/2012	6/16/2012
	Clint Robinson	10	.442	43	11	19	6	0	2	7	6	5	.510	5/14/2011	5/24/2011
	Kila Ka'aihue	10	.467	30	12	14	2	0	3	10	13	6	.628	4/25/2010	5/22/2010
	Tug Hulett	10	.471	34	13	16	3	2	3	6	9	4	.581	7/20/2009	7/29/2009
	Ángel Berroa	10	.471	34	6	16	3	0	3	7	5	4	.571	8/10/2007	8/21/2007
	Aaron Guiel	10	.429	42	12	18	2	0	6	13	7	8	.510	7/19/2005	7/28/2005
9.	Dairon Blanco	9	.444	27	10	12	1	0	1	4	10	4	.615	5/13/2023	5/26/2023
	Johnny Givatolla	9	.488	41	9	20	4	0	2	3	5	5	.543	7/16/2011	7/25/2011
	Jai Miller	9	.471	34	10	16	3	0	6	13	5	8	.550	8/4/2010	8/13/2010
	Alex Gordon	9	.444	36	9	16	3	0	3	9	5	7	.545	5/24/2010	6/1/2010
	Alex Gordon	9	.455	33	9	15	3	0	3	13	14	5	.625	5/11/2010	5/20/2010
	Craig Brazell	9	.457	35	7	16	1	0	6	11	2	5	.486	6/20/2007	6/27/2007
	Billy Butler	9	.345	29	6	10	2	0	2	3	14	3	.568	4/28/2007	5/22/2007
	Shane Costa	9	.486	35	8	17	3	1	0	2	6	1	.558	4/16/2007	4/24/2007
	Joey Gathright	9	.333	27	6	9	2	0	0	5	14	3	.571	4/12/2007	4/20/2007
18.	Johan Camargo	8	.440	25	5	11	1	0	2	5	10	5	.600	5/16/2023	6/03/2023
	Logan Porter	8	.286	28	3	8	2	0	0	3	8	8	.459	8/13/2022	8/21/2022
	Kelvin Gutiérrez	8	.563	32	7	18	3	0	2	12	5	5	.605	8/4/2019	8/12/2019
	Humberto Arteaga	8	.500	36	10	18	1	0	4	8	3	3	.538	5/13/2019	5/22/2019
	Christian Colón	8	.412	34	3	14	2	0	0	7	4	1	.474	6/15/2014	6/26/2014
	Johnny Givatolla	8	.455	33	10	15	4	0	1	8	6	5	.525	4/19/2013	4/27/2013
	Eric Hosmer	8	.613	31	7	19	1	0	2	6	8	5	.692	4/25/2011	5/4/2011
	Kila Ka'aihue	8	.429	28	6	12	4	0	1	5	10	7	.564	6/11/2010	6/18/2010
	Irving Falú	8	.313	32	7	10	0	1	1	3	8	3	.439	5/10/2009	5/17/2009
	Ángel Berroa	8	.483	29	9	14	3	0	3	9	3	0	.529	7/7/2007	7/24/2007
	Shane Costa	8	.516	31	10	16	2	0	2	4	3	3	.595	6/29/2006	7/6/2006
	Chad Allen	8	.393	28	2	11	3	0	1	10	7	3	.514	6/19/2006	6/27/2006
	Chad Allen	8	.515	33	4	17	3	0	0	5	2	7	.543	5/16/2006	5/24/2006
	Matt Diaz	8	.438	32	11	14	3	0	3	11	3	5	.514	4/12/2005	4/19/2005

SIGNIFICANT HITTING STREAKS

LONGEST MODERN OMAHA HITTING STREAK – 21 GAMES

JOHNNY GIAVOTELLA: JULY 3 – JULY 26, 2012)

#	Date	Opponent	AVG	AB	R	H	2B	3B	HR	RBI	BB	IBB	SO	SB	CS	HBP	SAC	SF	GDP
1.	7/3/12	vs. Albuquerque	.306	5	1	2	1	0	1	3	0	0	1	1	0	0	0	0	0
2.	7/4/12	@ Iowa	.315	4	2	3	1	0	1	4	0	0	0	0	0	0	0	1	0
3.	7/5/12	@ Iowa	.318	4	0	2	0	0	0	2	0	0	0	0	0	0	0	0	0
4.	7/6/12	@ Iowa	.324	3	1	2	0	0	1	1	2	1	0	0	0	1	0	0	0
5.	7/7/12	@ Iowa	.321	5	0	1	1	0	0	0	0	0	2	1	0	0	0	0	0
6.	7/8/12	@ Iowa	.321	3	0	1	0	0	0	0	0	0	1	0	1	0	0	0	0
7.	7/12/12	vs. Iowa	.326	6	2	3	0	0	0	0	0	0	1	0	0	0	0	0	1
8.	7/13/12	vs. Iowa	.326	3	0	1	0	0	0	1	1	0	0	0	0	0	0	0	0
9.	7/14/12	vs. Iowa	.324	4	1	1	0	0	0	2	0	0	0	0	0	0	0	0	0
10.	7/15/12	vs. Iowa	.326	5	1	2	1	0	0	0	0	0	1	0	0	0	0	0	0
11.	7/16/12	vs. Oklahoma City	.326	3	2	1	1	0	0	0	1	0	0	0	0	1	0	0	0
12.	7/17/12	vs. Oklahoma City	.329	4	2	2	0	1	0	1	1	0	0	0	0	0	0	0	0
13.	7/18/12	vs. Oklahoma City	.326	5	1	1	0	0	0	0	0	0	1	0	0	0	0	0	0
14.	7/19/12	vs. Oklahoma City	.325	4	2	1	0	0	1	2	0	0	1	0	0	1	0	0	0
15.	7/20/12	@ Round Rock	.327	5	1	2	0	0	0	2	1	0	1	0	0	0	0	0	0
16.	7/21/12	@ Round Rock	.325	4	0	1	0	0	0	1	1	0	0	0	0	0	0	0	1
17.	7/22/12	@ Round Rock	.322	6	1	1	0	0	0	0	0	0	1	0	0	0	0	0	0
18.	7/23/12	@ Round Rock	.321	4	1	1	0	0	0	0	1	0	1	0	0	0	0	0	1
19.	7/24/12	@ New Orleans	.325	3	0	2	0	0	0	3	0	0	0	1	0	1	0	0	0
20.	7/25/12	@ New Orleans	.331	4	1	3	1	0	0	2	1	0	0	0	0	0	0	0	0
21.	7/26/12	@ New Orleans	.338	3	1	3	1	0	1	1	1	0	0	0	0	0	0	0	0
			.414	87	20	36	7	1	5	25	11	1	11	3	1	4	0	1	3

MODERN OMAHA SIGNIFICANT HITTING STREAKS (2005-PRESENT)

#	PLAYER	STREAK	AVG	AB	R	H	2B	3B	HR	RBI	BB	SO	OPS	FIRST GAME	LAST GAME
1.	Johnny Givotella	21	.414	87	20	36	7	1	5	25	11	11	1.185	7/3/2012	7/26/2012
2.	Frank Schwindel	20	.388	85	17	33	12	0	6	16	3	13	1.157	7/22/2018	8/13/2018
	Shane Costa	20	.442	77	19	34	7	2	0	5	13	6	1.100	4/14/2007	7/12/2007
4.	Mitch Maier	19	.363	80	14	29	5	0	4	13	4	12	.954	4/26/2008	5/17/2008
5.	Adalberto Mondesi	18	.397	73	18	29	6	3	4	15	4	16	1.149	5/7/2017	6/1/2017
	Frank Schwindel	18	.456	79	18	36	8	0	9	26	1	10	1.368	7/15/2017	8/1/2017
	Whit Merrifield	18	.370	73	17	27	5	2	2	7	6	9	.993	4/16/2015	5/4/2015
	Irving Falú	18	.418	67	16	28	5	1	4	19	8	6	1.175	4/23/2012	6/16/2012
9.	David Lough	17	.358	67	8	24	4	0	3	16	3	11	.946	4/20/2012	5/7/2012
10.	Frank Schwindel	16	.397	63	8	25	7	0	3	18	2	13	1.060	8/4/2017	8/18/2017
	Shane Costa	16	.419	62	15	26	3	0	6	11	4	7	1.222	6/30/2006	7/18/2006
12.	Dairon Blanco	15	.379	58	14	22	6	0	2	9	8	13	1.034	5/15/2022	7/10/2022
	Whit Merrifield	15	.364	66	9	24	6	1	1	7	6	15	.955	7/1/2014	7/17/2014
	Mike Avilés	15	.388	67	16	26	8	3	4	14	2	7	1.190	4/16/2008	5/3/2008
	Craig Brazell	15	.422	64	18	27	3	0	13	24	3	11	1.526	5/10/2007	5/25/2007
	Mike Coolbaugh	15	.345	58	4	20	5	0	2	9	7	9	.958	7/22/2006	8/6/2006
	Scott Walter	15	.352	54	9	19	5	0	2	14	2	14	.953	4/10/2005	5/30/2005
18.	Kyle Isbel	14	.400	45	9	18	7	0	2	10	12	7	1.215	7/1/2021	7/28/2021
	Cheslor Cuthbert	14	.364	55	5	20	6	0	3	12	3	10	1.026	4/7/2019	4/24/2019
	José Martínez	14	.481	52	9	25	6	0	1	11	4	6	1.163	7/19/2015	7/31/2015
	José Martínez	14	.483	58	15	28	3	1	3	10	7	6	1.262	8/16/2015	8/29/2015
	Matt Fields	14	.423	52	6	22	4	0	1	9	4	18	1.050	4/4/2014	4/17/2014
	Christian Colón	14	.404	57	8	23	4	0	1	11	9	2	1.011	6/10/2014	6/26/2014
	Christian Colón	14	.276	58	5	16	1	0	2	6	3	10	.730	8/10/2013	8/25/2013
	Xavier Nady	14	.385	52	11	20	3	0	4	12	4	9	1.104	5/12/2013	5/30/2013
	Lance Zawadzki	14	.396	53	7	21	2	0	2	14	4	16	.986	5/27/2011	6/23/2011
	Brayan Peña	14	.365	52	10	19	4	0	3	9	11	6	1.084	8/13/2008	8/30/2008
	Craig Brazell	14	.300	60	7	18	3	0	2	10	2	12	.767	6/29/2007	7/15/2007
	Chad Allen	14	.456	57	6	26	4	0	1	8	3	10	1.062	5/14/2006	6/8/2006
30.	Michael Massey	13	.345	55	9	19	6	0	4	19	2	16	1.046	6/18/2022	7/2/2022
	Paulo Orlando	13	.340	50	7	17	3	0	1	6	1	13	.813	6/27/2018	7/29/2018
	Hunter Dozier	13	.351	57	8	20	4	0	4	13	1	15	.994	5/11/2016	5/24/2016
	Irving Falú	13	.315	54	3	17	4	0	1	12	2	3	.777	6/10/2016	6/27/2016
	Paulo Orlando	13	.426	47	5	20	2	1	1	11	3	4	1.034	5/12/2014	5/25/2014
	Irving Falú	13	.379	58	11	22	4	2	0	6	2	8	.917	7/28/2012	8/10/2012
	Johnny Givotella	13	.397	58	12	23	8	0	1	14	4	4	1.021	5/26/2011	6/7/2011
	Mike Avilés	13	.373	51	12	19	1	0	5	9	3	3	1.093	6/22/2011	7/5/2011
	Lorenzo Cain	13	.392	51	13	20	4	0	1	11	4	10	.968	8/17/2011	8/29/2011
	Johnny Givotella	13	.483	58	10	28	5	0	2	4	7	6	1.210	7/8/2011	7/25/2011
	David Lough	13	.305	59	7	18	1	3	3	8	1	8	.893	5/22/2010	6/12/2010
	Jeff Keppinger	13	.481	54	13	26	5	0	2	14	5	2	1.202	7/24/2006	8/5/2006

SIGNIFICANT HITTING STREAKS

MODERN OMAHA SIGNIFICANT MULTI-HIT STREAKS (2005-PRESENT)

#	PLAYER	STREAK	AVG	AB	R	H	2B	3B	HR	RBI	BB	SO	OPS	FIRST GAME	LAST GAME
1.	Johnny Givatella	7	.483	29	9	14	2	0	1	6	3	0	1.200	8/3/2014	8/10/2014
2.	Dairon Blanco	6	.680	25	10	17	5	0	1	10	2	4	1.724	9/10/2022	9/17/2022
	Tony Abreu	6	.481	27	7	13	6	1	2	13	0	2	1.481	7/28/2012	8/2/2012
	Max Ramirez	6	.571	21	6	12	0	0	3	11	4	3	1.640	6/20/2012	6/26/2012
	Irving Falú	6	.471	34	9	16	3	0	1	8	2	2	1.147	5/13/2010	5/18/2010
	Irving Falú	6	.600	25	5	15	4	0	0	1	2	0	1.403	8/20/2009	8/25/2009
	Craig Brazell	6	.500	24	5	12	0	0	5	9	0	3	1.625	6/20/2007	6/24/2007
	Fernando Cortez	6	.414	29	6	12	0	1	0	2	1	2	.916	7/23/2006	7/28/2006
9.	MJ Melendez	5	.458	24	9	11	2	1	2	11	2	6	1.375	9/25/2021	10/2/2021
	Bubba Starling	5	.500	20	2	10	1	0	2	8	0	3	1.350	6/29/2019	7/4/2019
	Humberto Arteaga	5	.583	24	7	14	1	0	4	8	1	1	1.725	5/14/2019	5/19/2019
	Nicky Lopez	5	.591	22	9	13	2	1	2	6	2	1	1.670	4/13/2019	4/18/2019
	Nicky Lopez	5	.600	25	6	15	2	1	0	5	3	2	1.403	7/24/2018	7/29/2018
	Humberto Arteaga	5	.684	19	5	13	2	0	1	5	0	4	1.597	5/25/2018	5/25/2018
	Frank Schwindel	5	.435	23	3	10	2	0	2	8	0	5	1.218	8/10/2017	8/14/2017
	Adalberto Mondesi	5	.522	23	7	12	3	0	1	6	1	3	1.283	6/11/2017	6/16/2017
	Ryans O'Hearn	5	.500	20	3	10	2	0	2	4	1	2	1.445	4/20/2017	4/25/2017
	Hunter Dozier	5	.636	22	7	14	3	0	2	5	3	1	1.725	7/4/2016	7/7/2016
	José Martínez	5	.556	18	5	10	0	0	2	4	4	1	1.525	8/22/2015	8/26/2015
	José Martínez	5	.609	23	9	14	3	1	1	4	2	1	1.597	8/16/2015	8/20/2015
	Whit Merrifield	5	.458	24	4	11	2	0	1	5	0	2	1.125	7/2/2015	7/6/2015
	Brian Fletcher	5	.455	22	3	10	1	0	0	2	0	7	.935	5/9/2014	5/13/2014
	Paulo Orlando	5	.684	19	5	13	3	1	0	4	3	2	1.674	5/4/2014	5/9/2014
	Paulo Orlando	5	.579	19	4	11	2	2	1	4	0	1	1.632	6/20/2013	6/29/2013
	Max Ramirez	5	.571	21	6	12	1	0	3	8	0	4	1.619	5/9/2013	5/14/2013
	David Lough	5	.652	23	10	15	3	1	1	5	2	2	1.680	4/19/2013	4/23/2013
	Clint Robinson	5	.706	17	4	12	6	0	0	8	4	1	1.798	8/9/2011	8/15/2011
	Johnny Givatella	5	.522	23	7	12	7	0	1	8	2	0	1.517	5/31/2011	6/4/2011
	Clint Robinson	5	.520	25	6	13	4	0	1	6	1	3	1.338	5/14/2011	5/19/2011
	Irving Falú	5	.520	25	10	13	1	2	0	5	4	1	1.306	5/14/2011	5/19/2011
	Cory Aldridge	5	.550	20	6	11	2	0	5	10	1	5	1.971	7/27/2009	8/8/2009
	Jeff Keppinger	5	.476	21	1	10	2	0	0	1	0	2	1.026	8/1/2006	8/5/2006
	Chad Allen	5	.545	22	4	12	3	0	2	10	2	3	1.538	7/1/2006	7/5/2006
	Shane Costa	5	.700	7	14	2	0	1	3	1	1	1	1.677	6/30/2006	7/4/2006
	Matt Diaz	5	.680	25	5	17	5	2	2	8	0	2	1.960	7/27/2005	7/31/2005

MODERN OMAHA SIGNIFICANT HOME RUN STREAKS (2005-PRESENT)

#	PLAYER	STREAK	AVG	AB	R	H	2B	3B	HR	RBI	SLG	START	END
1.	José Briceño	5	.273	22	7	6	1	0	5	8	1.000	9/17/2023	9/24/2023
	Cory Aldridge	5	.550	20	6	11	2	0	5	10	1.400	7/27/2009	8/8/2009
3.	Nick Pratto	4	.500	16	6	8	0	1	4	11	1.375	8/19/2021	8/22/2021
	Carlos Peguero	4	.571	14	7	8	1	0	6	10	1.929	8/17/2014	8/20/2014
	Brett Hayes	4	.429	14	7	6	0	0	6	8	1.714	8/21/2013	8/25/2013
	Justin Huber	4	.286	14	4	4	0	0	4	6	1.143	8/1/2007	8/4/2007
	Aaron Guiel	4	.444	18	6	8	1	0	4	7	1.167	6/23/2005	6/26/2005
8.	Brent Rooker	3	.385	13	5	5	1	0	3	9	1.154	9/23/2022	9/26/2022
	Brewer Hicklen	3	.778	9	6	7	0	0	4	8	2.111	7/9/2022	7/22/2022
	Vinnie Pasquantino	3	.444	9	3	4	0	1	3	7	1.667	5/28/2022	5/31/2022
	Vinnie Pasquantino	3	.600	10	6	6	1	0	3	4	1.600	4/30/2022	5/3/2022
	Bobby Witt Jr.	3	.308	13	4	4	1	0	3	4	1.077	9/8/2021	9/10/2021
	Kyle Isbel	3	.500	12	5	6	0	0	3	6	1.250	9/3/2021	9/5/2021
	Nick Pratto	3	.231	13	4	3	0	0	3	5	.923	8/25/2021	8/27/2021
	Nick Dini	3	.385	13	4	5	0	0	3	5	1.077	8/5/2021	8/7/2021
	Emmanuel Rivera	3	.500	12	6	6	0	0	3	4	1.250	6/17/2021	6/17/2021
	Ryans O'Hearn	3	.615	13	7	8	0	0	5	9	1.769	6/9/2021	6/11/2021
	Ryan McBroom	3	.385	13	4	5	1	0	3	4	1.154	5/26/2021	5/28/2021
	Cheslor Cuthbert	3	.357	14	4	5	2	0	3	4	1.143	8/1/2017	8/4/2017
	Frank Schwindel	3	.333	15	4	5	0	0	4	7	1.133	7/23/2017	7/25/2017
	Ryans O'Hearn	3	.500	10	5	5	0	0	4	9	1.700	6/29/2017	7/1/2017
	Brett Eibner	3	.357	14	4	5	0	0	3	5	1.000	5/19/2016	5/21/2016
	Matt Fields	3	.500	12	5	6	2	0	4	11	1.667	6/3/2014	6/6/2014
	Francisco Peña	3	.333	9	3	3	0	0	3	5	1.333	4/15/2014	4/18/2014
	Christian Colón	3	.364	11	5	4	0	0	3	3	1.182	7/24/2013	7/26/2013
	Mike Avilés	3	.385	13	4	5	0	0	3	6	1.077	6/28/2011	7/1/2011
	Lorenzo Cain	3	.500	12	4	6	1	0	3	3	1.333	6/13/2011	6/15/2011
	Mike Moustakas	3	.500	14	6	7	2	0	5	16	1.714	8/28/2010	8/30/2010
	Rick Ankiel	3	.429	14	3	6	2	0	3	5	1.214	6/14/2010	7/3/2010
	Brian Buchanan	3	.267	15	3	4	1	0	3	9	.933	7/12/2009	8/21/2009
	Mario Lissón	3	.333	12	3	4	0	0	3	3	1.083	6/23/2009	6/25/2009
	Ryan Shealy	3	.500	10	4	5	0	0	3	4	1.400	4/28/2008	4/30/2008
	Craig Brazell	3	.500	12	3	6	0	0	3	6	1.250	6/23/2007	6/24/2007
	Craig Brazell	3	.364	11	5	4	1	0	3	5	1.273	5/13/2007	5/15/2007
	Graham Koonce	3	.500	10	5	5	0	0	3	5	1.400	4/8/2007	4/10/2007
	Shane Costa	3	.333	12	3	4	0	0	3	5	1.083	7/16/2006	7/18/2006
	Chris Truby	3	.333	12	3	4	0	0	3	6	1.083	6/2/2005	6/3/2005
	Chad Santos	3	.364	11	4	4	0	0	4	6	1.455	5/4/2005	5/6/2005

STORM CHASERS ORGANIZATION
2024 OMAHA STORM CHASERS
2023 SEASON IN REVIEW
PLAYER & COACH DATABASE
HISTORY & RECORDS
INTERNATIONAL LEAGUE
ROYALS ORGANIZATION
GENERAL INFORMATION

LAST TIME IT HAPPENED...

OMAHA TEAM GENERAL

Swept a Six-Game Series.....	June 13 to June 18, 2023 vs. Columbus
Swept a Five-Game Series.....	June 6 to June 10, 2023 @ Indianapolis
Swept a Four-Game Series.....	July 4 to July 7, 2019 vs. Nashville
Swept a Three-Game Series.....	March 31 to April 2, 2023 @ Indianapolis
Swept a Doubleheader.....	August 28, 2022 vs. Scranton/Wilkes-Barre

OMAHA TEAM BATTING (SINGLE-GAME/INNING)

20+ Runs, Game.....	July 4, 2022 vs. Toledo (20 runs, 20-6 win)
15+ Runs, Game.....	May 17, 2023 (20 runs, 20-6 win)
10+ Runs, Inning.....	June 8, 2023 @ Indianapolis, 5th inning (10 runs, 15-7 win)
8+ Runs, Inning.....	June 8, 2023 @ Indianapolis, 5th inning (10 runs, 15-7 win)
30+ Hits, Game.....	August 12, 2012 @ Tucson (33 hits, 20-3 win)
25+ Hits, Game.....	July 4, 2022 vs. Toledo (27 hits, 20-6 win)
20+ Hits, Game.....	July 4, 2022 vs. Toledo (27 hits, 20-6 win)
10+ Hits, Inning.....	August 30, 2010 vs. Round Rock, 3rd inning (11 hits, 23-5 win)
8 Hits, Inning.....	July 2, 2023 vs. Iowa [G1], 3rd inning (11-1 win)
7 Hits, Inning.....	April 2, 2023 @ Indianapolis, 8th inning (8-3 win)
10+ Extra-Base Hits, Game.....	May 17, 2023 vs. Toledo (10 XBH, 16-8 win)
5+ Extra-Base Hits, Inning.....	May 12, 2016 vs. Memphis, 3rd inning (5 XBH, 15-5 win)
5+ Consecutive Hits, Inning.....	September 5, 2023 @ Iowa, 3rd inning (5 hits, 10-9 win)
9 Home Runs, Game.....	July 4, 2022 vs. Toledo (9 HR, 20 runs, 20-6 win)
7 Home Runs, Game.....	October 1, 2021 @ Iowa (7 HR, 22-4 win)
6 Home Runs, Game.....	June 4, 2019 vs. Albuquerque (6 HR, 14-3 win)
5 Home Runs, Game.....	July 20, 2023 vs. Columbus (5 HR, 7-5 win)
4+ Home Runs, Inning.....	May 21, 2021 at Iowa, 9th inning (4 HR, 9-8 loss)
.....	Ryan McBroom (solo), Anderson Miller (2-run), Sebastian Rivero (solo), Gabriel Cancel (solo)
3+ Home Runs, Inning.....	July 30, 2023 @ Columbus, 5th inning (3 HR, 7-5 win)
.....	Tyler Gentry (solo), Adeiny Hechavarría (2-run), Nick Loftin (2-run)
4+ Consecutive Home Runs, Inning.....	May 7, 1993 vs. Oklahoma City, 8th inning (4 HR, 11-4 win)
.....	Karl Rhodes, Terry Shumpert, Russ McGinnis, Bob Hamelin
3+ Consecutive Home Runs, Inning.....	May 21, 2021 @ Iowa, 9th inning (4 HR, 9-8 loss)
.....	Anderson Miller (2-run), Sebastian Rivero (solo), Gabriel Cancel (solo)
Back-to-Back Home Runs.....	September 5, 2023 @ Iowa (3rd inning, 10-9 win)
.....	Logan Porter (solo), Angelo Castellano (solo)
Two Home Runs, Game, 2+ Batters.....	July 4, 2022 vs. Toledo (2 batters, 20-6 win)
.....	Nate Eaton, Roman Quinn
Two Grand Slams, Team, Game.....	September 19, 2021 vs. Iowa (2 grand slams, 14-3 win)
.....	Angelo Castellano (7th), MJ Melendez (8th)
Back-to-Back Home Runs, Three Consecutive Games.....	May 30 to June 1, 1999 @ Memphis
3+ Triples, Game.....	August 27, 2019 vs. Nashville (3 triples, 8-5 win)
9 Doubles, Game.....	August 18, 2010 @ Las Vegas (17-5 win)
8 Doubles, Game.....	September 15, 2022 @ Columbus (13-6 win)
7 Doubles, Game.....	September 12, 2023 vs. Indianapolis (10-6 win)
6 Doubles, Game.....	September 14, 2022 @ Columbus (9-1 win)
14 Walks, Game.....	April 15, 2022 vs. Louisville (6-4 win)
10+ Walks, Game.....	September 6, 2023 @ Iowa (10 walks, 11-7 win)
8 Stolen Bases, Game.....	July 28, 2022 @ Syracuse (8 stolen bases, 5-3 loss)
7 Stolen Bases, Game.....	May 26, 2023 @ St. Paul (6-4 win)
6 Stolen Bases, Game.....	April 23, 2023 vs. Gwinnett (5-3 win)
5+ Hit-By-Pitch, Game.....	April 27, 2006 vs. Round Rock (4-1 win)
4 Hit-By-Pitch, Game.....	May 6, 2023 vs. Louisville (11-9 loss)
3 Hit-By-Pitch, Game.....	August 30, 2023 vs. Louisville (4-2 win)

OMAHA TEAM FIELDING (SINGLE-GAME/INNING)

6 Errors, Game.....	5/10/12 at Sacramento (9-4 loss)
5 Errors, Game.....	5/10/12 at Sacramento (9-4 loss)
4 Errors, Game.....	June 29, 2022 @ St. Paul (6-2 loss)
6 Double Plays, Game.....	8/25/08 vs. New Orleans (8-2 win)
5 Double Plays, Game.....	April 1, 2023 @ Indianapolis (12-1 win)
4 Double Plays, Game.....	May 9, 2023 @ Scranton/Wilkes-Barre (14-2 loss)
Turned Triple Play.....	May 13, 2023 @ Scranton/Wilkes-Barre, 5th Inning (8-6 loss)
.....	6-4-3-5 (Fielders: Angelo Castellano to Samad Taylor to CJ Alexander to Nick Loftin Batter: Ben Rortvedt)

LAST TIME IT HAPPENED...

OMAHA INDIVIDUAL BATTING

6 Hits, Game	July 27, 2005 @ Portland (Matt Diaz, 16-8 win)
5 Hits, Game	September 15, 2022 @ Columbus (Dairon Blanco, 13-6 win)
4 Doubles, Game	May 18, 2010 @ Las Vegas (Jordan Parraz, 17-5 win)
3 Doubles, Game	September 15, 2022 @ Columbus (Dairon Blanco, 13-6 win)
2 Triples, Game	May 6, 2016 vs. Iowa (Angel Franco, 2 3B, 13-7 loss)
3 Home Runs, Game	June 13, 2021 @ St. Paul (Ryan McBroom, 15-4 win)
2 Home Runs, Game	September 1, 2023 vs. Louisville (Nick Pratto, 12-7 loss)
5 Runs Scored, Game	May 12, 2014 vs. New Orleans (Brett Eibner, 19-1 win)
4 Runs Scored, Game	September 15, 2022 @ Columbus (Maikel Garcia, 13-6 win)
11 Runs Batted In, Game	August 30, 2010 vs. Round Rock (Mike Moustakas, 23-5 win)
9 Runs Batted In, Game	April 9, 2014 vs. Memphis (Brett Eibner, 20-3 win)
4 Walks, Game	July 26, 2023 @ Columbus (Samad Taylor, 5-2 win)
5 Strikeouts, Game	August 10, 2022 @ Toledo (Drew Waters, 8-7 loss)
4 Strikeouts, Game	September 24, 2023 @ Columbus (CJ Alexander, 3-2 win)
4 Stolen Bases, Game	July 5, 2023 @ Winnett (Samad Taylor, 8-7 loss)
3 Stolen Bases, Game	June 10, 2023 @ Indianapolis (Dairon Blanco, 9-5 win)
2 Hit-by-Pitch, Game	June 10, 2023 @ Indianapolis (Dairon Blanco, 9-5 win)
2 Hits, Inning	July 2, 2023 vs. Iowa [G1], 3rd inning (Angelo Castellano, 11-1 loss)
2 Double, Inning	June 26, 2022 vs. Columbus, 6th inning (Clay Dungan, 17-14 win)
2 Home Runs, Inning	May 12, 2016 vs. Memphis, 5th inning (Brett Eibner, 15-5 win)
2 Runs Scored, Inning	June 8, 2023 @ Indianapolis, 5th inning (Samad Taylor and Dairon Blanco, 15-7 win)
Home Run in Six Straight Games	June 13 to June 21, 1998, Steve Sisco
Home Run in Five Straight Games	September 16 to September 24, 2023, José Briceno
Home Run in Four Straight Games	August 19 to August 22, 2021, Nick Pratto
Home Run in Three Straight Games	September 23 to September 26, 2022, Brent Rooker
Two Home Runs in Back-to-Back Games	June 9 to June 10, 2021, Ryan O'Hearn
Leadoff Home Run, Road Game	August 16, 2022 @ Louisville (Drew Waters, 11-3 loss)
Leadoff Home Run, Home Game	September 3, 2023 vs. Louisville (Clay Dungan, 7-1 win)
Leadoff Home Run, Back-to-Back Games	May 2 to May 22, 2001 @ Salt Lake (Pat Watkins)
Inside-The-Park Home Run	June 18, 2023 vs. Columbus (John Raw, 6-4 win)
Grand Slam	June 22, 2023 @ Rochester (Adeiny Hechavarría, 8-4 win)
Pinch-Hit Home Run	May 22, 2019 vs. Iowa (Elier Hernández, 5-3 loss)
Pinch-Hit Grand Slam	April 23, 2002 vs. Portland (Aaron Guiel, 6-3 win)
Walk-Off Home Run	May 31, 2022 vs. Indianapolis (Nate Eaton 2-1 win)
Walk-Off, Pinch-Hit Home Run	August 23, 2005 vs. New Orleans (Chad Santos, 8-7 win)
Walk-Off Grand Slam	May 7, 2022 vs. Columbus (Jimmy Govern, 10-9 win)
Home Run from Both Sides of the Plate, Game	August 20, 2009 @ Tacoma (Tim Raines, Jr., 13-7 win)
Home Run in First Omaha At-Bat	August 28, 2022 vs. Scranton/WB (Jakson Reetz, 9-4 [7] win)
Home Run, Consecutive Innings	May 21, 2023 vs. Toledo, 3rd and 4th innings (Drew Waters, 8-4 win)
Home Run, Three Consecutive At-Bats	May 12, 2016 vs. Memphis, 5th Inning (Brett Eibner, 15-5 win)
Hit for the Cycle	May 12, 2014 vs. New Orleans (Jimmy Paredes, 19-1 win)
Hit for the Cycle, Two Consecutive Games	April 24 to April 25, 1995 vs. Nashville Dwayne Hoesy (April 24, 1994), Joe Vitiello (April 25, 1994)
Steal of Home	August 5, 2023 @ Louisville, 3rd inning (Angelo Castellano, 5-1 loss)
Pitcher with a Hit	July 25, 2017 @ El Paso (Dean Anna, 14-6 loss)
Pitcher with Home Run	August 1, 2016 vs. Iowa (Dusty Coleman, 13-0 loss)

FROM OMAHA TO THE HALL OF FAME

George Brett played 133 games for the Omaha Royals between the 1973 and 1974 seasons before enjoying a prolific Major League career that earned him induction into the Royals Hall of Fame and the National Baseball Hall of Fame. Though they did not play for the current Omaha franchise, there are two other National Baseball Hall of Famers who played in Omaha during their careers. Charles "Kid" Nichols played for the Omaha Mahogs in 1889 and Bob Gibson—who is immortalized with a statue outside Werner Park—played for the Omaha Cardinals from 1957-1959.

While Brett is the lone alum of the current franchise to be enshrined in Cooperstown, he is one of ten former Omaha stars to earn induction into the Royals Hall of Fame. The other nine Omaha alums inducted into the Royals Hall of Fame are: Kevin Appier ('89-'90, '98, '04), Steve Busby ('72, '78, '80), Mark Gubicza ('91), Dennis Leonard ('74-'75, '82), Jeff Montgomery ('88, '97, '99), Dan Quisenberry ('79), Paul Splitteroff ('69-'71), Mike Sweeney ('96-'97, '02-'03, '06-'07), and Willie Wilson ('77).

STORM CHASERS ORGANIZATION

2024 OMAHA STORM CHASERS

2023 SEASON IN REVIEW

PLAYER & COACH DATABASE

HISTORY & RECORDS

INTERNATIONAL LEAGUE

ROYALS ORGANIZATION

GENERAL INFORMATION

LAST TIME IT HAPPENED...

OMAHA INDIVIDUAL PITCHING

No-Hitter (9 innings)	June 20, 1988 vs. Columbus (Luis Aquino, 2-0 win)
No-Hitter (7 innings)	July 13, 1990 @ Iowa [G1] (Gene Walter, 3-0 win)
No-Hitter (Combined)	April 17, 1997 vs. Oklahoma City (Jim Converse and Allen McDill, 2-0 win)
1-Hit Complete Game Shutout (9 innings).....	July 18, 2011 @ Memphis (Luis Mendoza, 4-0 win)
1-Hit Complete Game Shutout (7 innings).....	N/A
2-Hit Complete Game Shutout (9 innings).....	September 14, 2014 vs. Reno (Aaron Brooks, 4-0 win)
2-Hit Complete Game Shutout (7 innings).....	June 13, 2009 @ Iowa [G2] (Bruce Chen, 2-0 win)
3-Hit Complete Game Shutout (9 innings).....	June 19, 2009 @ Albuquerque (Bruce Chen, 4-0 win)
Complete Game Shutout (9 innings).....	September 14, 2014 vs. Reno (Aaron Brooks, 4-0 win)
Complete Game Shutout (7 innings)	July 2, 2018 vs. Nashville [G2] (Jake Kalish, 7-0 win)
Complete Game (9 innings).....	August 15, 2018 vs. Oklahoma City (Arnaldo Hernandez, 3-1 win)
Complete Game (7 innings).....	August 28, 2022 vs. Scranton/WB [G1] (Austin Cox, 9-4 win)
Back-to-Back Complete Games (9 innings).....	May 12, 2002 and May 17, 2002 (Shawn Sedlacek)
Back-to-Back Complete Games (7 innings).....	June 13, 209 [7] and June 19, 2009 [9] (Bruce Chen)
Five Straight Complete Games	July 25, 1994 to August 14, 1994 (Dennis Rasmussen)
10+ Strikeouts, Game	August 10, 2023 vs. Iowa (Anthony Veneziano, 10 K, 10-3 loss)
15+ Hits Allowed, Game	June 22, 2013 @ Oklahoma City (Justin Marks, 15 H, 11-2 loss)
6+ Home Runs Allowed, Game.....	August 18, 2007 vs. Albuquerque (Matt Wright, 6 HR, 11-4 loss)
5+ Home Runs Allowed, Game	May 31, 2023 vs. Memphis (Austin Cox, 5 HR, 9-4 loss)
Four Home Runs Allowed, Inning	August 9, 2023 vs. Iowa (Drew Parrish, 1st inning, 20-1 loss)
Four Consecutive Walks, Inning	June 28, 2023 vs. Iowa (Brad Keller, 6th inning, 9-2 loss)
Three Consecutive Hit-by-Pitch.....	July 6, 2011 @ New Orleans (Robinson Tejada, 5-4 win)
Win Seven Consecutive Starts.....	July 29 to August 30, 2004 (Chris George)
Lose Eight Consecutive Starts.....	May 28 to July 9, 2016 (Christian Binford)
Saves in Four Consecutive Games.....	June 27 to June 30, 1998 (Bart Evans)
Two Saves, One Day.....	April 30, 1996 vs. Indianapolis (Jaime Bluma)
40.0+ Consecutive Innings, No Runs Allowed	May 29 to June 21, 1972 (Mike Jackson, 42.0 IP)
40.0+ Consecutive Innings, No Earned Runs Allowed	April 6 to August 10, 2007 (Neal Musser, 45.2 IP)
10.0+ Consecutive Innings, No Hits Allowed	June 10 to June 30, 2002 (Ryan Bukvich, 10.2 IP)
20.0+ Consecutive Innings, No Walks Allowed.....	May 25 to June 24, 2005 (Wes Walkerson (23.2 IP)
Position Player Pitched	August 9, 2023 vs. Iowa (Angelo Castellano, 20-1 loss)
Position Player Decision.....	July 20, 2017 vs. Colorado Springs (Brayan Peña, 8-4 [12] loss)

ALL-TIME NO-HITTERS INVOLVING OMAHA

DATE	PLAYER	TEAM	OPPONENT	OMAHA RESULT
5/8/69	Scipio Spinks	Oklahoma City	Omaha	L, 2-1 (7 inn.)
8/25/72	Thomas Murphy	Omaha	Indianapolis	W, 7-0
5/24/74	Thomas Carroll	Indianapolis	Omaha	L, 2-0
5/25/76	John Montague	Oklahoma City	Omaha	L, 1-0 (7 inn.)
6/2/76	David Hasbach	Omaha	Tulsa	W, 4-0 (7 inn.)
9/1/77	R.C. Knapp, Fred Howard	Iowa	Omaha	L, 8-0
5/26/78	Silvio Martinez	Springfield	Omaha	L, 4-0
4/27/81	Mike Jones	Omaha	Iowa	W, 2-0
8/21/84	Reginald Patterson	Iowa	Omaha	L, 2-0
6/20/88	Luis Aquino	Omaha	Columbus	W, 2-0
7/13/90	Gene Walter	Omaha	Iowa	W, 3-0 (7 inn.)
4/17/97	Jim Converse, Allen McDill	Omaha	Oklahoma City	W, 2-0
5/6/01	Brian Powell	New Orleans	Omaha	L, 5-0
6/29/08	Dustin Nippert	Oklahoma	Omaha	L, 2-0 (7 inn.)
6/17/17	Chris Smith, Sean Doolittle, Tucker Healy, Simon Castro	Nashville	Omaha	L, 4-0

LAST TIME IT HAPPENED...

OPPONENT TEAM BATTING (SINGLE-GAME/INNING)

20+ Runs, Game	August 9, 2023 vs. Iowa (20 runs, 20-1 loss)
15+ Runs, Game	August 9, 2023 vs. Iowa (20 runs, 20-1 loss)
20+ Hits, Game	August 2, 2019 @ Reno (22 hits, 23-5 loss)
15+ Hits, Game	September 1, 2023 vs. Louisville (19 hits, 12-7 loss)
7+ Home Runs, Game	August 9, 2023 vs. Iowa (7 HR, 20-1 loss)
5+ Home Runs, Game	September 1, 2023 vs. Louisville (5 HR, 12-7 loss)
2 Home Runs, 2+ batters, Game	August 9, 2023 vs. Iowa (Chase Strump and Luis Vazquez, 20-1 loss)
7+ Doubles, Game	April 13, 2023 @ Iowa (7 2B, 14-1 loss)
12+ Extra-Base Hits, Game	June 2, 2011 vs. New Orleans (12 XBH, 22-6 loss)
7+ Stolen Bases, Game	August 31, 2014 vs. Colorado Springs (7 SB, 13-8 loss)
6+ Stolen Bases, Game	September 13, 2023 vs. Indianapolis (6 SB, 5-4 loss)
10 Runs Scored, Inning	July 16, 2012 vs. Oklahoma City, 6th inning (16-6 loss)
9 Runs Scored, Inning	May 28, 2023 @ St. Paul, 7th inning (10-6 loss)
8 Runs Scored, Inning	August 10, 2023 vs. Iowa, 7th inning (10-3 loss)
Four Home Runs, Inning	August 9, 2023 vs. Iowa, 1st inning (20-1 loss)
Three Consecutive Home Runs	June 14, 2022 @ Iowa, 2nd inning (11-6 loss)
Three Home Runs, Inning	July 28, 2023 @ Columbus, 6th inning (7-6 win)
Back-to-Back Home Runs	August 22, 2023 vs. St. Paul, 1st inning (Andrew Stevenson & Austin Martin, 14-4 win)
5+ Consecutive Hits, Inning	August 24, 2023 vs. St. Paul, 3rd inning (5 H, 10-7 loss)

OPPONENT INDIVIDUAL BATTING (SINGLE-GAME/INNING)

5 Hits, Game	September 5, 2023 @ Iowa (P.J. Higgins, 10-9 win)
4 Doubles, Game	September 5, 2023 @ Iowa (P.J. Higgins, 10-9 win)
2 Triples, Game	April 14, 2016 vs. Round Rock (Jared Hoying, 8-7 loss)
3 Home Runs, Game	May 4, 2023 vs. Louisville (Christian Encarnacion-Strand, 12-10 loss)
2 Home Runs, Game	September 19, 2023 @ Columbus (Kyle Manzardo, 7-3 loss)
5 Runs Scored, Game	August 5, 2022 vs. St. Paul (Jermaine Palacios, 15-6 loss)
8 Runs Batted In, Game	July 21, 2019 vs. Memphis (Adolis Garcia, 13-2 loss)
7 Runs Batted In, Game	August 9, 2023 vs. Iowa (Chase Strump, 20-1 loss)
6 Runs Batted In, Game	August 9, 2023 vs. Iowa (Luis Vazquez, 20-1 loss)
5 Walks, Game	June 26, 2022 vs. Columbus (Will Benson 17-14 loss)
4 Stolen Bases, Game	May 1, 2015 @ Colorado Springs (Luis Sardinas, 16-4 loss)
2 Hits, Inning	August 10, 2023 vs. Iowa, 7th inning (Miles Mastrobuoni, 10-3 loss)
2 Doubles, Inning	September 11, 2022 vs. Indianapolis, 4th inning (Kevin Padlo, 19-9 loss)
2 Home Runs, Inning	May 3, 2001 vs. Oklahoma, 1st inning (Michael Young, 8-1 loss)
Home Run in 4 Straight Games	September 5 to 8, 2023 (Jared Young, Iowa)
Home Run in 3 Straight Games	September 19 to 21, 2023 (Kyle Manzardo, Columbus)
Leadoff Home Run	September 1, 2023 vs. Louisville (Jacob Hurtubise, 12-7 loss)
Inside-The-Park Home Run	July 24, 2013 vs. Oklahoma City (Ruben Sosa, 11-4 loss)
Grand Slam	September 10, 2023 @ Iowa (Pete Crow-Armstrong, 9-3 loss)
Pinch-Hit Home Run	September 11, 2022 vs. Indianapolis (Brendt Citta 19-9 loss)
Walk-Off Home Run	May 13, 2023 @ Scranton/WB (Ben Rortvedt, 8-6 loss)
Home Run from Both Sides of the Plate, Game	May 1, 2008 vs. Sacramento (Landon Powell, 5-3 loss)
Home Run, Three Consecutive At-Bats	August 21, 2015 at Las Vegas (Travis Tajirero, 8-3 loss)

OPPONENT FIELDING (SINGLE-GAME/INNING)

Triple Play	July 9, 2023 @ Gwinnett (8-1 loss)
5-4-3 (Fielders: Daniel Robertson to Vaughn Grissom to Joe Dunand Batter: Adeiny Hechavarria)	

OPPONENT INDIVIDUAL PITCHING (SINGLE-GAME/INNING)

No-Hitter (9 innings)	May 6, 2001 at New Orleans (Brian Powell, 5-0 loss)
No-Hitter (7 innings)	June 29, 2008 vs. Oklahoma (G1) (Dustin Nippert, 2-0 loss)
No-Hitter (Combined)	June 7, 2017 vs. Nashville (Chris Smith, Sean Doolittle, Tucker Healy and Simon Castro, 4-0 loss)
1-Hit Complete Game Shutout (9 innings)	August 19, 2002 at Nashville (Salomon Torres, 4-0 loss)
2-Hit Complete Game Shutout (9 innings)	July 18, 2003 vs. Nashville (Brian Meadows, 2-0 loss)
3-Hit Complete Game Shutout (9 innings)	July 28, 2011 vs. Albuquerque (Dana Eveland, 2-0 loss)
Complete Game Shutout (9 innings)	July 15, 2018 vs. Memphis (Daniel Ponce de Leon, 8-0 loss)
Complete Game Shutout (7 innings)	August 29, 2018 vs. Colorado Springs (Bubba Derby, 7-0 [7] loss)
Complete Game (9 innings)	July 15, 2018 vs. Memphis (Daniel Ponce de Leon, 8-0 loss)
Complete Game (7 innings)	August 29, 2018 vs. Colorado Springs (Bubba Derby, 7-0 [7] loss)
10+ Strikeouts, Game	August 18, 2023 @ Toledo (Sawyer Gipson-Long, 12 K, 5-0 loss)
Two Saves, One Day	April 26, 2004 vs. St. Paul. Albuquerque (Toby Borland)

STORM CHASERS ORGANIZATION

2024 OMAHA STORM CHASERS

2023 SEASON IN REVIEW

PLAYER & COACH DATABASE

HISTORY & RECORDS

INTERNATIONAL LEAGUE

ROYALS ORGANIZATION

GENERAL INFORMATION

OPPOSING RECORDS (SINGLE GAME)

Single-game records set by opposing players in games against the Omaha Royals or Omaha Storm Chasers since 2005

HITTING (Since 2005)

STAT	PLAYER	GAME
Plate Appearances	9 (7x) Last: 7 Tied	4/9/10 vs. Memphis
Runs Scored	5 (6x) Last: Jermaine Palacios	8/5/22 vs. St. Paul
Hits	5 (16x) Last: P.J. Higgins	9/5/23 @ Iowa
Total Bases	15 Jose Miranda	6/29/21 vs. St. Paul
Doubles	4 P.J. Higgins	9/5/23 @ Iowa
Triples	2 (6x) Last: Jared Hoying	4/14/16 vs. Round Rock
Home Runs	3 (9x) Last: Christian Encarnacion-Strand	5/4/23 vs. Louisville
Extra Base Hits	4 (5x) Last: P.J. Higgins	9/5/23 @ Iowa
Runs Batted In	8 (2x) Last: Adolis García	7/21/19 vs. Memphis
Walks	5 Will Benson	6/26/22 vs. Columbus
Intentional Walks	2 (6x) Last: Alex Dickerson	6/13/19 @ Sacramento
Strikeouts	5 (6x) Last: Jo Adell	8/7/19 vs. Salt Lake
Hit By Pitches	3 Mark Little	5/3/06 @ Albuquerque
Stolen Bases	4 Luis Sardinas	5/1/15 @ Colorado Springs
Caught Stealing	2 (6x) Last: Kerry Carpenter	7/8/22 vs. Toledo
Sacrifices	2 (12x) Last: Cole Freeman	7/14/22 @ Rochester
Sacrifice Flies	2 (6x) Last: Andy Wilkins	7/20/15 vs. Oklahoma City
Double Plays	3 (2x) Last: Tyler Naquin	4/28/23 @ Nashville

PITCHING (Since 2005)

STAT	PLAYER	GAME
Innings Pitched	9.0 (17x) Last: Daniel Ponce de Leon	7/15/18 vs. Memphis
Innings Pitched (Reliever)	8 Pat Misch	6/14/15 @ New Orleans
Longest Hitless Outing	7.0 Dustin Nippert	6/29/08 vs. Oklahoma [G1]
Hits	15 Alec Mills	5/24/19 vs. Omaha
Strikeouts	14 Tyler Skaggs	7/14/16 vs. Salt Lake
Runs	12 Brian Lawrence	7/24/10 vs. New Orleans [G1]
Earned Runs	11 (3x) Last: Chandler Shepherd	6/10/21 @ St. Paul
Home Runs	5 (4x) Last: Peyton Battenfield	7/30/23 @ Columbus
Walks	8 Charlie Haeger	6/15/10 @ Albuquerque
Hit Batters	3 (6x) Last: Ben Lively	8/16/22 vs. Louisville
Wild Pitches	4 Fabian Williamson	4/19/15 vs. New Orleans [G2]
Double Plays	4 (7x) Last: Zac Gallen	4/22/19 @ New Orleans
Total Batters Faced	33 Frankie De La Cruz	8/14/08 vs. Albuquerque
Pitches Thrown	130 John Webb	5/28/06 vs. Memphis
Balls	54 Lindsay Gulin	4/30/09 @ Nashville
Strikes	89 Randy Leek	5/29/06 vs. Memphis
Strike %	79.80% Colby Lewis	5/9/07 vs. Sacramento
Pitches/Inning	9.63 Joe Kelly	6/4/12 vs. Memphis



Jose Miranda's 15 total bases were part of a 5-for-6 day at the plate for the St. Paul Saints on June 29, 2021 at Werner Park, the most total bases by an opposing player a single game.

(Photo: Minda Haas Kuhlmann)

OPPOSING RECORDS (CAREER)

Career records set by opposing players in total games against the Omaha Royals or Omaha Storm Chasers since 2005

HITTING (Since 2005)

	STAT	PLAYER	TEAMS	SEASONS
Games Played	91	Brad Nelson	NAS, TAC, RR, IOW	2005-2013
At Bats	344	Brad Nelson	NAS, TAC, RR, IOW	2005-2013
Plate Appearances	376	Brad Nelson	NAS, TAC, RR, IOW	2005-2013
Runs Scored	53	John Gall	MEM, ABQ, RR	2005-2009
Hits	94	John Gall	MEM, ABQ, RR	2005-2009
Total Bases	151	John Gall	MEM, ABQ, RR	2005-2009
Extra-Base Hits	35	John Gall	MEM, ABQ, RR	2005-2009
Doubles	24	John Gall	MEM, ABQ, RR	2005-2009
Triples	6	Elian Herrera Trent Oeltjen	ABQ, NAS, COS, OKC TUC, NAS, ABQ, SL	2010, 2012-2016 2008, 2010-2013
Home Runs	16	Brooks Conrad Brendan Katin	RR, SAC, NAS, ELP NAS, TAC, RR, IOW	2005-08, 2012, 2014 2008-2011
Runs Batted In	53	John Gall	MEM, ABQ, RR	2005-2009
Walks	36	John Andreoli	IOW, TAC, STP	2015-2019, 2022
Strikeouts	85	Brad Nelson	NAS, TAC, RR, IOW	2005-2013
Hit By Pitches	12	Tim Locastro	OKC, SWB	2017-2018, 2022
Stolen Bases	24	Esteban German	OKL, OKC, RR	2005, 2009-2011
Caught Stealing	6	Eugenio Velez	FRE, ABQ, MEM, NAS	2009-2012
Sacrifice Hits	7	Greg Garcia	MEM	2013-2016
Sacrifice Flies	5	3 Players - O'Koyea Dickson, Mark Hamilton & Renato Núñez		
Batting Average	.372	Bryan LaHair	TAC, IOW	2006-2011
On-Base Percentage	.449	Bryan LaHair	TAC, IOW	2006-2011
Slugging Percentage	.641	Bryan LaHair	TAC, IOW	2006-2011
OPS	1.090	Bryan LaHair	TAC, IOW	2006-2011

Averages based on minimum 150 career plate appearances against Omaha

PITCHING (Since 2005)

	STAT	PLAYER	TEAMS	SEASONS
Wins	6	3 Players - R.A. Dickey, Chris Narveson & Ross Wolf		
Losses	10	Tim Dillard	NAS, COS	2007-13, 2015-19
Saves	12	Brian Schlitler	IOW, ABQ, OKC	2010, '13, '15, '18
Appearances	38	Tim Dillard	NAS, COS	2007-13, 2015-19
Games Started	15	Tim Dillard	NAS, COS	2007-13, 2015-19
Complete Games	2	Jerome Williams	SL, MEM	2005-06, 09, '11, '16
Complete Game Shutouts	1	11 Players Tied		
Innings Pitched	123.2	Tim Dillard	NAS, COS	2007-13, 2015-19
Strikeouts	76	Tim Dillard	NAS, COS	2007-13, 2015-19
Hits Allowed	157	Tim Dillard	NAS, COS	2007-13, 2015-19
Runs Allowed	93	Tim Dillard	NAS, COS	2007-13, 2015-19
Earned Runs Allowed	78	Tim Dillard	NAS, COS	2007-13, 2015-19
Home Runs Allowed	13	Matt Swarmer	IOW, GWN	2019, 2021-23
Walks	43	Tim Dillard	NAS, COS	2007-13, 2015-19
Hit Batters	8	Willie Collazo Brendon Little	SL, NEW, LV IOW	2005, 2007-09, 2011 2021-23
Wild Pitches	7	Frankie De La Cruz	ABQ, POR, NAS, IOW	2008-09, 2011-13
Total Batters Faced	560	Tim Dillard	NAS, COS	2007-13, 2015-19
Earned Run Average (ERA)	1.35	Mitchell Boggs	MEM	2008-09, 2011, 2013
Walks+Hits Per IP (WHIP)	0.97	Daniel Mengden	NAS, LV	2016-19
Opponents' Batting Average	.177	Daniel Ponce de Leon	MEM	2017-19
Strikeouts Per Walk (K/BB)	5.83	Evan MacLane	TUC, MEM	2007-10
Strikeouts Per 9 Innings (K/9)	11.43	Rich Hill	IOW, MEM	2005-06, 2008, 2010

Averages based on minimum 30.0 innings pitched against Omaha

TEAMS KEY: ABQ: Albuquerque Isotopes COS: Colorado Springs Sky Sox ELP: El Paso Chihuahuas FRE: Fresno Grizzlies GWN: Gwinnett Strippers IOW: Iowa Cubs LV: Las Vegas Aviators/51s MEM: Memphis Redbirds OKC: Oklahoma City Dodgers/RedHawks OKL: Oklahoma RedHawks NAS: Nashville Sounds NEW: New Orleans Baby Cakes/Zephyrs POR: Portland Beavers RR: Round Rock Express SAC: Sacramento River Cats SL: Salt Lake Bees STP: St. Paul Saints SWB: Scranton/Wilkes-Barre RailRiders TAC: Tacoma Rainiers TUC: Tucson Padres/Sidewinders

STORM CHASERS ORGANIZATION

2024 OMAHA STORM CHASERS

2023 SEASON IN REVIEW

PLAYER & COACH DATABASE

HISTORY & RECORDS

INTERNATIONAL LEAGUE

ROYALS ORGANIZATION

GENERAL INFORMATION

RARE FEATS (MODERN ERA)

4-STRIKEOUT INNINGS

Omaha Pitcher	Opponent	Date	Inning
Walter Pennington	vs. St. Paul	August 22, 2023	Top 8th
Brian Flynn	vs. Nashville	June 5, 2016	Top 2nd
Brooks Pounders	vs. Memphis	May 10, 2016	Top 4th

IMMACULATE INNINGS (9 PITCHES, 3 STRIKEOUTS)

Omaha Pitcher	Opponent	Date	Inning
Anthony Swarzak	vs. Iowa	June 3, 2021	Top 9th
Buddy Baumann	vs. Round Rock	July 11, 2013	Top 7th

3-PITCH INNINGS (3 PITCHES, 3 BATTERS FACED, 3 OUTS)

Omaha Pitcher	Opponent	Date	Inning
Jake Newberry	@ Memphis	July 4, 2018	Bottom 12th
Jesse Chavez	vs. Memphis	June 27, 2011	Top 7th
Greg Holland	@ Las Vegas	May 18, 2010	Bottom 6th

NO-HITTERS THROWN BY OMAHA

Date	Omaha Player(s)	Opponent	Result
April 17, 1997	Jim Converse Allen McDill	Oklahoma City	W, 2-0
July 13, 1990	Gene Walter	Iowa	W, 3-0 (7 inn.)
June 20, 1988	Luis Aquino	Columbus	W, 2-0
April 27, 1981	Mike Jones	Iowa	W, 2-0
June 2, 1976	David Hasbach	Tulsa	W, 4-0 (7 inn.)
August 25, 1972	Thomas Murphy	Indianapolis	W, 7-0

TRIPLE PLAYS TURNED

Opposing Hitter	Location	Date	Inning	Play
Ben Rortvedt	@ Scranton/WB	May 13, 2023	Bottom 5th	SS Angelo Castellano to 2B Samad Taylor to 1B CJ Alexander to 3B Nick Loftin. Jamie Westbrook scores. Wilmer Difo out at 3rd. Estevan Florial out at 2nd. Ben Rortvedt out at 2nd.

HITTING FOR THE CYCLE

Omaha Batter	Opponent	Date	AB	R	H	TB	1B	2B	3B	HR	RBI	BB	SO
Jimmy Paredes	vs. New Orleans	May 12, 2014	6	3	4	10	1	1	1	1	8	0	1
Lorenzo Cain	@ Colorado Springs	May 14, 2011	5	3	4	10	1	1	1	1	7	0	0
Scott Thorman	vs. Iowa	August 29, 2010	5	2	4	10	1	1	1	1	1	0	0

2-HOME RUN INNINGS

Omaha Batter	Opponent	Date	Inning	1st Home Run (Situation)	2nd Batter (Situation)
Brett Eibner	vs. Memphis	May 12, 2016	▼ 5	2-Run HR (2-2 Count, 0 Outs)	2-Run HR (0-1 Count, 2 Outs)
Mike Moustakas	vs. Round Rock	August 30, 2010	▼ 3	2-Run HR (0-2 Count, 0 Outs)	3-Run HR (0-0 Count, 1 Out)

6-HIT GAMES

Omaha Batter	Opponent	Date	AB	R	H	TB	1B	2B	3B	HR	RBI	BB	SO
Matt Diaz	@ Portland	July 27, 2005	6	2	6	10	3	2	1	0	3	0	0

OPPONENT RARE FEATS (MODERN ERA)

OPPONENT 4-STRIKEOUT INNINGS

Opposing Pitcher	Opponent	Date	Inning
Eric Hull	vs. Las Vegas	August 4, 2007	Bottom 8th

OPPONENT IMMACULATE INNINGS (9 PITCHES, 3 STRIKEOUTS)

Opposing Pitcher	Opponent	Date	Inning
Mike Minor	vs. Louisville	May 27, 2022	Bottom 3rd

OPPONENT 3-PITCH INNINGS (3 PITCHES, 3 BATTERS FACED, 3 OUTS)

Opposing Pitcher	Opponent	Date	Inning
Josh Banks	vs. Round Rock	September 1, 2010	Bottom 4th
Tim McNab	@ New Orleans	June 21, 2007	Top 7th

NO-HITTERS THROWN AGAINST OMAHA

DATE	PLAYER	TEAM	RESULT
June 7, 2017	Chris Smith, Sean Doolittle, Tucker Healy, Simon Castro	vs. Nashville	L, 4-0
June 29, 2008	Dustin Nippert	vs. Oklahoma [G1]	L, 2-0 (7 inn.)
May 6, 2001	Brian Powell	New Orleans	L, 5-0
August 21, 1984	Reginald Patterson	Iowa	L, 2-0
May 26, 1978	Silvio Martinez	Springfield	L, 4-0
September 1, 1977	R.C. Knapp, Fred Howard	Iowa	L, 8-0
May 25, 1976	John Montague	Oklahoma City	L, 1-0 (7 inn.)
May 24, 1974	Thomas Carroll	Indianapolis	L, 2-0
May 8, 1969	Scipio Spinks	Oklahoma City	L, 2-1 (7 inn.)

OPPONENT TRIPLE PLAYS TURNED

Omaha Hitter	Opponent	Date	Inning	Play
Adeiny Hechavarria	@ Gwinnett	July 9, 2023	Top 7th	3B Daniel Robertson to 2B Vaughn Grissom to 1B Joe Dunand. Tucker Bradley out at 3rd. Tyler Gentry out at 2nd. Adeiny Hechavarria out at 1st.
Cheslor Cuthbert	vs. New Orleans	April 17, 2015	Bottom 1st	3B Derek Dietrich to 1B Justin Bour to 2B Scott Sizemore to SS Miguel Rojas to 3B Derek Dietrich to 1B Justin Bour. Brett Eibner out at 3rd. Moises Sierra out at 3rd. Cheslor Cuthbert out at 1st.
Clint Robinson	vs. Nashville	August 20, 2011	Bottom 3rd	CF Logan Schafer to 2B Eric Farris to 1B Mat Gamel. Irving Falu out at 2nd. Lorenzo Cain out at 1st.

OPPONENT HITTING FOR THE CYCLE

Opposing Batter	Location	Date	AB	R	H	TB	1B	2B	3B	HR	RBI	BB	SO
Matt McLain	vs. Louisville	May 4, 2023	5	3	4	10	1	1	1	1	4	0	0
Matt Wallner	@ St. Paul	September 1, 2022	6	2	5	12	1	2	1	1	6	0	1
Doug Bernier	@ Round Rock	July 27, 2016	4	2	4	10	1	1	1	1	2	0	0

STORM CHASERS ORGANIZATION

2024 OMAHA STORM CHASERS

2023 SEASON IN REVIEW

PLAYER & COACH DATABASE

HISTORY & RECORDS

INTERNATIONAL LEAGUE

ROYALS ORGANIZATION

GENERAL INFORMATION

SIGNIFICANT HOME RUNS

OMAHA GRAND SLAMS, SINCE 2005 (69)

OMAHA HITTER	GAME DATE	OPPONENT	INNING	OPPOSING PITCHER
Chris Truby	July 23, 2005	vs. Nashville	▼ 7	Clint Weibel
Matt Diaz	August 25, 2005	vs. Oklahoma	▼ 4	R.A. Dickey
Aaron Guiel	April 22, 2006	vs. Memphis	▼ 8	Tyler Johnson
Billy Butler	May 24, 2007	vs. Oklahoma	▼ 6	Michael Bumstead
Justin Huber	June 7, 2007	vs. Nashville	▼ 1	Yovani Gallardo
Ryan Shealy	July 30, 2007	@ Colorado Springs	▲ 3	Jorge De Paula
Jason Smith	May 3, 2008	@ Fresno	▲ 1	Victor Santos
Mike Aviles	May 18, 2008	@ Albuquerque	▲ 2	Dallas Trahern
Brian Buchanan	July 5, 2008	vs. Memphis	▼ 7	John Wasdin
Tug Hulett	May 17, 2009	@ Colorado Springs	▲ 2	Alan Johnson
Brian Buchanan	August 20, 2009	@ Tacoma	▲ 7	Denny Stark
Irving Falu	May 17, 2010	@ Las Vegas	▲ 2	Lance Broadway
Jarrod Dyson	August 13, 2010	@ Sacramento	▲ 2	Clayton Mortensen
Scott Thorman	August 21, 2010	vs. Memphis	▼ 8	Rich Rundles
Lorenzo Cain	May 14, 2011	@ Colorado Springs	▲ 1	Alan Johnson
Lance Zawadzki	May 30, 2011	@ Memphis	▲ 6	Adam Ottavino
Lucas May	May 31, 2011	vs. New Orleans	▼ 2	Tom Koehler
Kila Ka'aihue	June 28, 2011	vs. Memphis	▼ 9	Cory Rauschenberger
Mike Aviles	July 1, 2011	vs. Albuquerque	▼ 3	Dana Eveland
Salvador Perez	July 29, 2011	vs. Albuquerque	▼ 6	Ramon Troncoso
Max Ramirez	April 8, 2012	vs. Albuquerque	▼ 3	Brent Leach
Anthony Seratelli	April 15, 2012	@ Albuquerque	▲ 6	Francisco Felix
David Lough	May 7, 2012	vs. Oklahoma City	▼ 3	Paul Clemens
Wil Myers	June 7, 2012	vs. Round Rock	▼ 3	Roy Oswalt
Tony Abreu	July 31, 2012	@ Oklahoma City	▲ 5	Rudy Owens
Jimmy Paredes	May 12, 2014	vs. New Orleans	▼ 4	Jay Rogers
Matt Fields	June 6, 2014	vs. Oklahoma City	▼ 8	Jason Stoffel
Brett Eibner	April 16, 2015	@ Memphis	▲ 7	Nick Greenwood
Casey Kotchman	August 2, 2015	vs. Nashville	▼ 1	Zach Neal
Orlando Calixte	June 19, 2016	@ Colorado Springs	▲ 2	Brent Suter
Jorge Bonifacio	August 3, 2016	@ Memphis	▲ 10	Juan Gonzalez
Whit Merrifield	August 16, 2016	@ Fresno	▲ 4	Chris Cotton
Jorge Bonifacio	August 28, 2016	@ Iowa	▲ 1	Stephen Fife
Ramon Torres	April 16, 2017	vs. New Orleans	▼ 2	Justin Nicolino
Jorge Soler	June 11, 2017	vs. New Orleans	▼ 10	Javy Guerra
Adalberto Mondesi	July 7, 2017	@ Iowa	▲ 7	Fernando Rodriguez Jr.
Adalberto Mondesi	July 8, 2017	@ Iowa	▲ 6	Aaron Brooks
Frank Schwindel	July 16, 2017	vs. Nashville	▼ 8	Melvin Mercedes
Corey Toups	August 1, 2017	vs. Fresno	▼ 1	Kent Emanuel
Frank Schwindel	August 16, 2017	vs. Oklahoma City	▼ 4	Joe Broussard
Paulo Orlando	May 2, 2018	@ Iowa	▲ 3	Jen-Ho Tseng
Humberto Arteaga	June 24, 2018	vs. Oklahoma City	▼ 5	Tyler Pill
Frank Schwindel	August 21, 2018	@ Oklahoma City	▲ 5	Stetson Allie
Elier Hernandez	April 8, 2019	@ Memphis	▲ 2	Tommy Layne
Andrew Susac	May 17, 2019	@ Oklahoma City	▲ 1	Mitch White
Bubba Starling	July 3, 2019	@ Round Rock	▲ 5	Akeem Bostick
Jecksson Flores	July 12, 2019	@ San Antonio	▲ 2	Aaron Wilkerson
Erick Mejia	July 31, 2019	@ Tacoma	▲ 3	Sean Nolin
Jorge Bonifacio	July 31, 2019	@ Tacoma	▲ 5	Aaron Wilkerson
Anderson Miller	June 24, 2021	@ Iowa	▲ 3	Mike Hauschild
Nick Pratto	July 25, 2021	vs. St. Paul	▼ 7	Nick Vincent
Nick Pratto	July 28, 2021	@ Toledo	▲ 5	Wladimir Pinto
Angelo Castellano	July 29, 2021	@ Toledo	▲ 5	Angel De Jesus
Bobby Witt Jr.	August 7, 2021	@ Columbus	▲ 2	Kevin Herget
Angelo Castellano	September 18, 2021	vs. Iowa	▼ 7	Bryan Hudson
MJ Melendez	September 18, 2021	vs. Iowa	▼ 8	Bryan Hudson
Angelo Castellano	September 25, 2021	vs. Indianapolis	▼ 2	Beau Sulser
Dairon Blanco	October 1, 2021	@ Iowa	▲ 8	Scott Kobos
Jimmy Govern	May 7, 2022	vs. Columbus	▼ 9	Nick Mikolajchak
Brewer Hicklen	May 17, 2022	vs. St. Paul	▼ 7	Ronny Henriquez
Vinnie Pasquantino	May 25, 2022	@ Louisville	▲ 5	Zack Godley
Michael Massey	July 2, 2022	@ St. Paul	▲ 1	Ariel Jurado
Angelo Castellano	July 17, 2022	@ Rochester	▲ 1	Carson Teel
Freddy Fermin	August 26, 2022	vs. Scranton/WB	▼ 4	Matt Krook
Maikel Garcia	August 28, 2022	vs. Scranton/WB	▼ 6	Emmanuel Ramirez
Brent Rooker	September 26, 2022	@ St. Paul	▲ 8	Devin Smeltzer
Jakson Reetz	April 1, 2023	@ Indianapolis	▲ 5	Caleb Smith
Freddy Fermin	April 8, 2023	vs. Toledo	▼ 3	Will Vest
Adeiny Hechavarria	June 22, 2023	@ Rochester	▲ 4	Tommy Romero


SIGNIFICANT HOME RUNS

OMAHA PINCH-HIT HOME RUNS, SINCE 2005 (4)

OMAHA HITTER	GAME DATE	OPPONENT	INNING	OPPOSING PITCHER	RUNNERS ON	SCORE	FINAL
Chad Santos	August 23, 2005	vs. New Orleans	▼ 9	Travis Hughes	0	8-7	W, 8-7
Ryan O'Hearn	May 4, 2017	vs. Memphis	▼ 9	Josh Lucas	1	9-9	L, 12-9
Ruben Sosa	September 3, 2017	vs. Iowa	▼ 8	Justin Hancock	1	7-5	W, 7-5
Elier Hernandez	May 22, 2019	vs. Iowa	▼ 7	Randy Rosario	1	3-5	L, 5-3

OMAHA WALK-OFF HOME RUNS, SINCE 2005 (28)

OMAHA HITTER	GAME DATE	OPPONENT	INNING	OPPOSING PITCHER	RUNNERS ON	OUTS	FINAL
Chad Santos	April 19, 2005	vs. Albuquerque	▼ 9	Jim Crowell	0	0	W, 6-5
Calvin Pickering	August 8, 2005	vs. Tucson	▼ 10	Brandon Medders	1	0	W, 10-8
Chad Santos	August 23, 2005	vs. New Orleans	▼ 9	Travis Hughes	0	0	W, 8-7
Justin Huber	April 29, 2007	vs. Nashville	▼ 10	Dennis Sarfate	0	1	W, 5-4
Mike Aviles	May 8, 2007	vs. Sacramento	▼ 13	David Shafer	0	2	W, 7-6
Chris Lubanski	August 16, 2007	vs. Iowa	▼ 11	Neal Cotts	2	1	W, 6-4
Fernando Cortez	August 25, 2007 [G2]	vs. Round Rock	▼ 10	Brian Gordon	0	0	W, 4-3
Richard Lewis	August 26, 2007	vs. Round Rock	▼ 13	Chance Douglass	0	0	W, 2-1
Mike Stodolka	July 21, 2008	vs. Round Rock	▼ 9	Fernando Nieve	0	1	W, 1-0
Rick Ankiel	July 3, 2010	vs. Iowa	▼ 9	Marco Carrillo	0	1	W, 6-5
Scott Thorman	August 25, 2010	vs. Iowa	▼ 11	Jeff Stevens	1	2	W, 2-0
Kila Ka'aihue	June 28, 2011	vs. Memphis	▼ 9	Cory Rauschenberger	3	2	W, 6-2
Johnny Giavotella	May 5, 2012	vs. Oklahoma City	▼ 10	Mickey Storey	0	0	W, 10-9
Cody Clark	May 6, 2012	vs. Oklahoma City	▼ 9	Juan Abreu	2	2	W, 10-7
Max Ramirez	July 2, 2012	vs. Albuquerque	▼ 12	Scott Rice	2	1	W, 5-2
Brett Hayes	August 22, 2013	vs. New Orleans	▼ 10	Chris Hatcher	0	0	W, 3-2
Casey Kotchman	June 16, 2015	vs. Iowa	▼ 9	Blake Cooper	1	2	W, 6-4
Peter O'Brien	May 1, 2017	vs. Oklahoma City	▼ 11	Brandon Morrow	0	1	W, 2-1
Jorge Soler	June 11, 2017	vs. New Orleans	▼ 10	Javy Guerra	3	2	W, 15-11
Ryan O'Hearn	July 1, 2017	vs. Colorado Springs	▼ 9	Tom Wilhelmssen	2	1	W, 9-6
Jack López	May 24, 2018	vs. New Orleans	▼ 9	Jumbo Diaz	0	0	W, 11-10
Samir Dueñez	June 24, 2019	vs. San Antonio	▼ 7	Luke Barker	0	0	W, 3-2
Erick Mejia	July 20, 2019	vs. Memphis	▼ 9	Mike Mayers	0	2	W, 6-5
Ryan O'Hearn	June 1, 2021	vs. Iowa	▼ 9	Ryan Meisinger	1	2	W, 5-3
Anderson Miller	July 6, 2021	vs. Toledo	▼ 10	Robbie Ross Jr.	1	0	W, 7-5
Cam Gallagher	July 11, 2021	vs. Toledo	▼ 9	Bryan Garcia	0	0	W, 6-5
Jimmy Govern	May 7, 2022	vs. Columbus	▼ 9	Nick Mikolajchak	3	1	W, 10-9
Nate Eaton	May 31, 2022	vs. Indianapolis	▼ 9	Austin Brice	0	2	W, 2-1



Jimmy Govern celebrates hitting a walk-off grand slam in the bottom of the 9th inning of a 10-9 comeback win over the Columbus Clippers on May 7, 2022. (Photo: Minda Haas Kuhlmann)

STORM CHASERS ORGANIZATION

2024 OMAHA STORM CHASERS

2023 SEASON IN REVIEW

PLAYER & COACH DATABASE

HISTORY & RECORDS

INTERNATIONAL LEAGUE

ROYALS ORGANIZATION

GENERAL INFORMATION

SIGNIFICANT HOME RUNS

OMAHA BACK-TO-BACK HOME RUNS, SINCE 2005 (74)

DATE	OPPONENT	INNING	1ST BATTER (HR TYPE)	2ND BATTER (HR TYPE)	OPPOSING PITCHER(S)
August 6, 2005	vs. Las Vegas	▼ 5	Adrian Brown (2-Run)	Aaron Guler (Solo)	T.J. Nall
August 8, 2005	vs. Tucson	▼ 3	Matt Diaz (3-Run)	Calvin Pickering (Solo)	Russ Ortiz
August 23, 2005	vs. New Orleans	▼ 9	Justin Huber (Solo)	Chad Santos (Solo)	Travis Hughes
April 19, 2006	@ Nashville	▲ 8	Justin Huber (Solo)	Paul Phillips (Solo)	Mike Meyers
June 16, 2006	@ Memphis	▲ 6	Chris Clapinski (Solo)	Paul Phillips (Solo)	Anthony Reyes
July 15, 2006	vs. Oklahoma	▲ 5	Mike Coolbaugh (Solo)	Mike Aviles (Solo)	John Danks
July 16, 2006	vs. Oklahoma	▼ 4	Chad Allen (Solo)	Justin Huber (Solo)	Derek Lee
April 9, 2007	@ Round Rock	▲ 3	Billy Butler (2-Run)	Graham Koonce (Solo)	Chance Douglass
May 24, 2007 [G2]	vs. Oklahoma	▼ 6	Billy Butler (Grand Slam)	Craig Brazell (Solo)	Michael Bumstead
July 21, 2007	vs. Memphis	▼ 6	Angel Berroa (Solo)	Mike Aviles (Solo)	Chris Lambert
April 26, 2008	vs. Nashville	▼ 3	Ryan Shealy (Solo)	Matt Tupman (Solo)	Zach Jackson
August 13, 2008	vs. Albuquerque	▼ 1	Ryan Shealy (3-Run)	Damon Hollins (Solo)	Dallas Trahern
August 16, 2008	@ Oklahoma	▲ 5	Kila Ka'aihue (Solo)	Damon Hollins (Solo)	Mike Ballard
May 12, 2009	@ Salt Lake	▲ 4	J.R. House (Solo)	Travis Metcalf (Solo)	Anthony Ortega
June 21, 2009	@ Albuquerque	▲ 8	Scott Thorman (Solo)	Kila Ka'aihue (Solo)	Claudio Vargas
June 23, 2009	@ Memphis	▲ 6	Cory Aldridge (2-Run)	Mario Lison (Solo)	Mitchell Boggs
August 4, 2009	@ Memphis	▲ 1	Cory Aldridge (2-Run)	J.R. House (Solo)	Oneli Perez
September 1, 2009	vs. Iowa	▼ 2	Scott Thorman (2-Run)	Mario Lison (Solo)	Esmailin Caridad
May 30, 2010	vs. Round Rock	▼ 1	Kila Ka'aihue (2-Run)	Scott Thorman (Solo)	Josh Banks
May 30, 2010	vs. Round Rock	▼ 2	David Lough (2-Run)	Alex Gordon (Solo)	Josh Banks
July 19, 2010	@ Memphis	▲ 5	Alex Gordon (Solo)	Kila Ka'aihue (Solo)	C.J. Fick
August 7, 2010	vs. Portland	▼ 2	Lucas May (Solo)	Jai Miller (Solo)	Radhames Liz
September 1, 2010	vs. Round Rock	▼ 8	Mike Moustakas (Solo)	Scott Thorman (Solo)	Josh Banks
April 28, 2011	vs. Iowa	▼ 5	Eric Hosmer (Solo)	Mike Moustakas (Solo)	J.R. Mathes
July 31, 2011	@ Oklahoma City	▲ 7	Lance Zawadzki (Solo)	Cody Clark (Solo)	Casey Fien
April 15, 2012	@ Albuquerque	▲ 7	Clint Robinson (Solo)	Max Ramirez (Solo)	Francisco Felix
June 23, 2012	@ Oklahoma City	▲ 4	David Lough (Solo)	Max Ramirez (Solo)	Bud Norris
May 12, 2013	@ Colorado Springs	▲ 9	Chad Tracy (2-Run)	Adam Moore (Solo)	Nick Schmidt
August 3, 2013	@ Salt Lake	▲ 5	Brian Fletcher (Solo)	Ben Broussard (Solo)	Matt Shoemaker
August 21, 2013	vs. New Orleans	▼ 7	Brett Hayes (2-Run)	Gorkys Hernández (Solo)	Jonathan Albaladejo
April 9, 2014	vs. Memphis	▼ 6	Brett Eibner (3-Run)	Christian Colón (Solo)	Heath Wyatt/Sam Freeman
April 27, 2014	@ New Orleans	▲ 4	Melky Mesa (Solo)	Francisco Peña (Solo)	Elih Villanueva
May 18, 2014	@ Memphis	▲ 3	Paulo Orlando (3-Run)	Matt Fields (Solo)	Tim Cooney
June 30, 2014	@ Iowa	▲ 2	Carlos Peguero (3-Run)	Francisco Peña (Solo)	Carlos Pimentel
July 19, 2014	vs. New Orleans	▼ 1	Justin Maxwell (2-Run)	Francisco Peña (Solo)	Brian Flynn
August 15, 2014	vs. Salt Lake	▼ 1	Carlos Peguero (3-Run)	Francisco Peña (Solo)	Caleb Clay
August 31, 2014	vs. Colorado Springs	▼ 5	Johnny Giavotella (2-Run)	Eric Hosmer (Solo)	Jair Jurrjens
April 28, 2015 [G1]	@ Oklahoma City	▲ 2	Matt Fields (Solo)	Lane Adams (Solo)	Zach Lee
April 29, 2015	vs. Oklahoma City	▼ 8	José Martínez (Solo)	Brett Eibner (Solo)	Lisalverto Bonilla
April 12, 2017	vs. Round Rock	▼ 2	Ryan O'Hearn (Solo)	Jorge Bonifacio (Solo)	Allen Webster
June 11, 2017	vs. New Orleans	▼ 2	Dean Anna (2-Run)	Cam Gallagher (Solo)	Adam Conley
August 1, 2017	vs. Fresno	▼ 2	Frank Schwindel (2-Run)	Logan Moon (Solo)	Kent Emanuel
September 3, 2017	vs. Iowa	▼ 8	Jorge Soler (Solo)	Frank Schwindel (Solo)	Bred Markey
May 24, 2018	vs. New Orleans	▼ 5	Ryan O'Hearn (Solo)	Cam Gallagher (Solo)	Dillon Peters
June 29, 2018	vs. Nashville	▼ 7	Frank Schwindel (Solo)	Ryan O'Hearn (Solo)	Jeremy Bleich
August 3, 2018	vs. Las Vegas	▼ 9	Billy Burns (Solo)	Nicky Lopez (Solo)	Buddy Baumann
August 19, 2018	@ Colorado Springs	▲ 1	Brian Goodwin (Solo)	Nicky Lopez (Solo)	Brandon Woodruff
April 8, 2019	@ Memphis	▲ 2	Elier Hernandez (Grand Slam)	Nick Dini (Solo)	Tommy Layne
June 4, 2019	vs. Albuquerque	▼ 7	Samir Dueñez (Solo)	Jorge Bonifacio (Solo)	David Holman/James Pazos
September 2, 2019	vs. Round Rock	▼ 5	Taylor Featherston (2-Run)	Jimmy Govern (Solo)	Ryan Hartman
May 12, 2021	@ Columbus	▲ 2	Emmanuel Rivera (Solo)	Meibrys Viloria (Solo)	J.C. Mejia
June 4, 2021	vs. Iowa	▼ 3	Ryan McBroom (2-Run)	Gabriel Cancel (Solo)	Matt Swarmer
June 6, 2021	vs. Iowa	▼ 6	Gabriel Cancel (Solo)	Bubba Starling (Solo)	Adrian Sampson
June 13, 2021	@ St. Paul	▲ 4	Alcides Escobar (2-Run)	Angelo Castellano (Solo)	Charlie Barnes
June 17, 2021	vs. Louisville	▼ 1	Ryan O'Hearn (Solo)	Ryan McBroom (Solo)	Hunter Greene
July 4, 2021	@ St. Paul	▲ 6	Kyle Isbel (3-Run)	Meibrys Viloria (Solo)	Kyle Barraclough
July 27, 2021	@ Toledo	▲ 3	Edward Olivares (Solo)	Bobby Witt Jr. (Solo)	Ricardo Pinto
August 13, 2021	vs. Iowa	▼ 8	Ryan McBroom (2-Run)	MJ Melendez (Solo)	Dillon Maples
August 31, 2021	vs. Toledo	▼ 6	Ryan McBroom (3-Run)	MJ Melendez (Solo)	Ricardo Pinto/Will Vest
September 15, 2021	vs. Iowa	▼ 7	Emmanuel Rivera (Solo)	Ryan McBroom (Solo)	Marcus Walden
September 18, 2021	vs. Iowa	▼ 7	Angelo Castellano (Grand Slam)	Erick Mejia (Solo)	Bryan Hudson
September 24, 2021	vs. Indianapolis	▼ 3	Bobby Witt Jr. (Solo)	Nick Pratto (Solo)	James Marvel
May 1, 2022	vs. Toledo	▼ 1	Nick Pratto (Solo)	Vinnie Pasquantino (Solo)	Chase Anderson
June 16, 2022	@ Iowa	▲ 8	Brewer Hicklen (Solo)	Nate Eaton (Solo)	Ben Leeper
June 26, 2022	vs. Columbus	▼ 7	Brewer Hicklen (3-Run)	Clay Dungan (Solo)	Adam Scott
July 10, 2022	vs. Toledo	▼ 5	Nate Eaton (Solo)	Brewer Hicklen (Solo)	Nivaldo Rodriguez
July 17, 2022	@ Rochester	▲ 1	Angelo Castellano (Grand Slam)	John Rave (Solo)	Carson Teel
July 22, 2022	vs. Iowa	▼ 1	Brewer Hicklen (3-Run)	Dairon Blanco (Solo)	Cam Sanders
August 5, 2022	vs. St. Paul	▼ 8	Brent Rooker (3-Run)	Brewer Hicklen (Solo)	Ben Heller
August 9, 2022	@ Toledo	▲ 1	Maikel Garcia (2-Run)	Brent Rooker (Solo)	Elvin Rodriguez
August 21, 2022	@ Louisville	▲ 4	Brewer Hicklen (Solo)	Dairon Blanco (Solo)	Randy Wynne
September 14, 2022	@ Columbus	▲ 2	Jakson Reetz (2-Run)	Gabriel Cancel (Solo)	Peyton Battenfield
April 5, 2023	vs. Toledo	▼ 6	Tyler Gentry (3-Run)	Logan Porter (Solo)	Tyler Holton
September 5, 2023	@ Iowa	▲ 3	Logan Porter (Solo)	Angelo Castellano (Solo)	Samuel Reyes

SIGNIFICANT HOME RUNS

OMAHA BACK-TO-BACK HOME RUNS, SINCE 2005 (3)

DATE	OPPONENT	INNING	1ST BATTER (HR TYPE)	2ND BATTER (HR TYPE)	3RD BATTER (HR TYPE)
June 17, 2005	@ Round Rock	▲ 9	Chris Truby (2-Run)	Chad Santos (Solo)	Luis Ugueto (Solo)
July 16, 2019	vs. New Orleans	▲ 1	Ryan O'Hearn (2-Run)	Kelvin Gutiérrez (Solo)	Nick Dini (Solo)
May 21, 2021	@ Iowa	▲ 9	Anderson Miller (2-Run)	Sebastián Rivero (Solo)	Gabriel Cancel (Solo)

OMAHA 1ST INNING LEADOFF HOME RUNS, SINCE 2005 (43)

BATTER	DATE	OPPONENT	COUNT	OPPOSING PITCHER	FINAL
Ruben Gotay	April 30, 2006	vs. Round Rock	0-0	Jared Gothreaux	L, 7-3 (7)
Kerry Robinson	May 27, 2006	vs. Memphis	0-1	Alan Benes	L, 4-3
Mitch Maier	July 13, 2007	vs. Iowa	0-1	Kevin Hart	W, 6-5
Mitch Maier	August 25, 2007	vs. Round Rock	1-1	Joshua Miller	W, 5-2 (7)
Mitch Maier	August 26, 2007	vs. Round Rock	1-1	Chan Ho Park	W, 2-1 (13)
Mitch Maier	August 30, 2007	@ Nashville	1-1	Adam Pettyjohn	L, 6-2
Mitch Maier	April 29, 2008	@ Sacramento	1-2	Danny Borrell	W, 12-4
Gookie Dawkins	August 2, 2008	vs. Salt Lake	1-2	Nick Green	L, 5-3 (11)
Gookie Dawkins	August 25, 2008	vs. New Orleans	3-2	Ruddy Lugo	W, 8-2
Mike Aviles	June 25, 2011	vs. Memphis	0-1	Maikel Cleto	L, 3-1
Derrick Robinson	April 28, 2012	@ Memphis	1-2	Brian Broderick	W, 12-4
Chris Getz	August 11, 2013	vs. Sacramento	0-1	Travis Banwart	L, 4-3
Gorkys Hernández	August 19, 2013	@ Memphis	1-0	Nick Greenwood	L, 7-4
Brett Eibner	May 2, 2014	vs. Oklahoma City	1-1	David Martinez	L, 3-1
Whit Merrifield	July 6, 2014	vs. Colorado Springs	3-0	Juan Nicasio	W, 7-2
Whit Merrifield	April 17, 2015	vs. New Orleans	3-1	Adam Conley	L, 5-3
Whit Merrifield	August 20, 2015	@ Las Vegas	1-0	Dillon Gee	W, 5-4
Whit Merrifield	May 4, 2016	@ Memphis	0-1	Arturo Reyes	L, 8-6
Jorge Bonifacio	May 25, 2016	vs. Albuquerque	3-1	Harrison Musgrave	L, 12-4
Ramon Torres	April 11, 2017	vs. Round Rock	1-1	Tyler Wagner	W, 9-1
Adalberto Mondesi	May 1, 2018	@ Iowa	1-2	Duane Underwood Jr.	W, 7-4
Brian Goodwin	August 19, 2018	@ Colorado Springs	2-2	Brandon Woodruff	L, 17-5
Humberto Arteaga	May 19, 2019	@ Oklahoma City	1-1	Brock Stewart	W, 11-1
Jecksson Flores	August 25, 2019	@ Memphis	2-1	Daniel Ponce de Leon	L, 9-2
Rudy Martin	August 26, 2019	vs. Nashville	1-0	Pedro Payano	W, 5-0
Rudy Martin	September 2, 2019	vs. Round Rock	1-0	Brendan McCurry	W, 6-0
Edward Olivares	June 13, 2021	@ St. Paul	1-2	Charlie Barnes	W, 15-5
Rudy Martin	August 4, 2021	@ Columbus	1-0	Brad Peacock	L, 6-4
Rudy Martin	August 24, 2021	@ Iowa	0-0	Matt Swarmer	L, 8-1 (7)
Lucius Fox	September 2, 2021	vs. Toledo	3-1	Pedro Payano	L, 5-3
Lucius Fox	September 19, 2021	vs. Iowa	0-0	Dakota Mekkes	W, 103
Lucius Fox	October 1, 2021	@ Iowa	3-1	Luis Angel Rodriguez	W, 22-4
Kyle Isbel	April 24, 2022	@ Memphis	3-2	Johan Oviedo	W, 9-7
Ivan Castillo	June 8, 2022	vs. Lehigh Valley	0-1	Michael Mariot	L, 4-2
Roman Quinn	July 4, 2022	vs. Toledo	3-2	Logan Shore	W, 20-6
Drew Waters	August 3, 2022	vs. St. Paul	0-1	Mario Sanchez	L, 9-7
Maikel Garcia	August 12, 2022	@ Toledo	1-0	Austin Bergner	W, 5-0
Drew Waters	August 16, 2022	@ Louisville	3-2	Randy Wynne	L, 11-4
Samad Taylor	June 14, 2023	vs. Columbus	2-1	Gavin Williams	W, 6-1
Nate Eaton	June 17, 2023	vs. Columbus	0-0	Jhon Romero	W, 13-4
Clay Dungan	August 12, 2023	vs. Iowa	1-0	Tyler Duffey	L, 7-4
Bubba Thompson	August 27, 2023	vs. St. Paul	0-0	Michael Boyle	W, 5-3
Clay Dungan	September 3, 2023	vs. Louisville	0-0	Christian Roa	W, 7-1



No Omaha hitter has more leadoff home runs in the modern era than outfielder Mitch Maier, who hit 5 in his career with the Royals and Storm Chasers. (Photo: Minda Haas Kuhlmann)

STORM CHASERS ORGANIZATION

2024 OMAHA STORM CHASERS

2023 SEASON IN REVIEW

PLAYER & COACH DATABASE

HISTORY & RECORDS

INTERNATIONAL LEAGUE

ROYALS ORGANIZATION

GENERAL INFORMATION

THE LAST TIME THE SCORE WAS ...

SCORE	LAST WIN	LAST LOSS	SCORE	LAST WIN	LAST LOSS
1-0	July 18, 2023 vs. St. Paul	April 15, 2018 @ Nashville	12-6	N/A	June 1, 2023 vs. Memphis
2-0	May 14, 2022 @ Iowa	July 7, 2021 vs. Toledo	12-7	June 22, 2022 vs. Columbus	September 1, 2023 vs. Louisville
2-1	April 27, 2023 @ Nashville	August 14, 2022 @ Toledo	12-8	N/A	April 24, 2014 @ New Orleans
3-0	August 21, 2021 vs. Columbus	August 20, 2023 @ Toledo	12-9	May 17, 2011 @ Colorado Springs	June 23, 2019 vs. San Antonio
3-1	July 23, 2023 vs. St. Paul	September 15, 2023 vs. Indianapolis	12-10	August 28, 2022 vs. Scranton/WB	May 4, 2023 vs. Louisville
3-2	September 24, 2023 @ Columbus	August 1, 2023 @ Louisville	12-11	August 4, 2019 @ Reno	September 20, 2022 vs. Iowa
4-0	August 30, 2019 vs. Round Rock	August 8, 2021 @ Columbus	13-0	June 10, 2008 @ New Orleans	August 1, 2016 vs. Iowa
4-1	June 16, 2023 vs. Columbus	September 14, 2023 vs. Indianapolis	13-1	May 9, 2013 @ Reno	July 26, 2017 @ Albuquerque
4-2	September 20, 2023 @ Columbus	September 2, 2023 vs. Louisville	13-2	June 26, 2021 @ Iowa	July 21, 2019 vs. Memphis
4-3	August 29, 2023 vs. Louisville	September 23, 2023 @ Columbus	13-3	July 31, 2013 vs. Salt Lake	June 1, 2022 vs. Indianapolis
5-0	August 12, 2022 @ Toledo	August 18, 2023 @ Toledo	13-4	June 17, 2020 vs. Columbus	August 2, 2022 vs. St. Paul
5-1	August 31, 2022 @ St. Paul	August 5, 2023 @ Louisville	13-5	N/A	July 14, 2023 vs. Indianapolis
5-2	July 27, 2023 @ Columbus	April 22, 2023 vs. Gwinnett	13-6	September 15, 2022 @ Columbus	August 6, 2010 vs. Portland
5-3	August 27, 2023 vs. St. Paul	July 28, 2022 @ Syracuse	13-7	July 17, 2022 @ Rochester	August 3, 2019 @ Reno
5-4	July 21, 2023 vs. St. Paul	September 13, 2023 vs. Indianapolis	13-8	April 8, 2023 vs. Toledo	N/A
6-0	September 2, 2019 vs. Round Rock	August 5, 2018 vs. Salt Lake	13-9	April 26, 2018 @ Colorado Springs	June 2, 2016 @ Colorado Springs
6-1	June 14, 2023 vs. Columbus	May 24, 2022 @ Louisville	13-10	August 7, 2021 @ Columbus	N/A
6-2	June 9, 2023 @ Indianapolis	July 2, 2023 vs. Iowa	13-11	N/A	August 25, 2005 vs. Oklahoma
6-3	May 14, 2023 @ Scranton/WB	July 29, 2023 @ Columbus	13-12	N/A	April 16, 2019 @ Oklahoma City
6-4	June 18, 2023 vs. Columbus	August 23, 2023 vs. St. Paul	14-0	N/A	April 27, 2022 vs. Toledo
6-5	June 13, 2023 vs. Columbus	July 20, 2023 vs. St. Paul	14-1	April 17, 2014 vs. Round Rock	May 27, 2023 @ St. Paul
7-0	July 2, 2018 vs. Nashville	July 24, 2022 vs. Iowa	14-2	June 8, 2015 vs. Colorado Springs	May 9, 2023 @ Scranton/WB
7-1	September 3, 2023 vs. Louisville	April 9, 2022 @ Indianapolis	14-3	September 18, 2021 vs. Iowa	June 26, 2017 @ Colorado Springs
7-2	May 30, 2021 vs. Indianapolis	August 13, 2022 @ Toledo	14-4	August 22, 2023 vs. St. Paul	July 17, 2014 vs. New Orleans
7-3	September 19, 2023 @ Columbus	April 21, 2023 vs. Gwinnett	14-6	April 19, 2010 @ Albuquerque	July 24, 2017 @ El Paso
7-4	May 1, 2022 vs. Toledo	August 12, 2023 vs. Iowa	14-7	April 15, 2009 @ Round Rock	April 14, 2018 @ Nashville
7-5	July 30, 2023 @ Columbus	September 9, 2022 vs. Indianapolis	14-8	N/A	April 9, 2009 @ Albuquerque
7-6	July 28, 2023 @ Columbus	July 3, 2023 vs. Iowa	14-9	N/A	April 16, 2005 vs. Round Rock
8-0	June 24, 2018 vs. Oklahoma City	May 15, 2022 @ Iowa	14-10	September 1, 2012 @ Albuquerque	N/A
8-1	May 17, 2022 vs. St. Paul	July 9, 2023 @ Gwinnett	14-11	July 31, 2019 @ Tacoma	July 5, 2007 @ Round Rock
8-2	June 16, 2022 @ Iowa	August 16, 2023 @ Toledo	14-12	July 28, 2021 @ Toledo	N/A
8-3	July 15, 2023 vs. Indianapolis	September 21, 2023 @ Columbus	15-1	July 16, 2017 vs. Nashville	N/A
8-4	June 22, 2023 @ Rochester	July 9, 2023 vs. Toledo	15-3	May 22, 2005 vs. Sacramento	July 29, 2008 @ Tucson
8-5	July 22, 2023 vs. St. Paul	April 6, 2022 vs. Toledo	15-4	June 13, 2021 @ St. Paul	June 29, 2021 @ St. Paul
8-6	March 31, 2023 @ Indianapolis	May 25, 2023 @ St. Paul	15-5	May 12, 2016 vs. Memphis	N/A
8-7	September 16, 2022 @ Columbus	July 5, 2023 @ Gwinnett	15-6	N/A	August 5, 2022 vs. St. Paul
9-0	May 18, 2023 vs. Toledo	June 28, 2019 @ Iowa	15-7	June 8, 2023 @ Indianapolis	May 12, 2009 @ Salt Lake
9-1	May 19, 2023 vs. Toledo	August 23, 2019 @ Memphis	15-9	April 21, 2009 @ Oklahoma City	June 3, 2005 vs. New Orleans
9-2	September 16, 2023 vs. Indianapolis	June 28, 2023 vs. Iowa	15-10	May 31, 2011 vs. New Orleans	N/A
9-3	August 4, 2022 vs. St. Paul	September 10, 2023 @ Iowa	15-11	June 15, 2017 @ Oklahoma City	N/A
9-4	April 7, 2023 vs. Toledo	August 11, 2023 vs. Iowa	15-12	June 17, 2010 @ Albuquerque	N/A
9-5	June 10, 2023 @ Indianapolis	June 12, 2021 @ St. Paul	16-0	N/A	May 15, 2018 @ New Orleans
9-6	September 10, 2022 vs. Indianapolis	July 9, 2023 @ Gwinnett	16-1	N/A	May 20, 2021 @ Iowa
9-7	June 7, 2023 @ Indianapolis	August 3, 2022 vs. St. Paul	16-2	N/A	July 27, 2010 @ Nashville
9-8	July 16, 2019 vs. New Orleans	September 24, 2021 vs. Indianapolis	16-3	N/A	June 18, 2017 @ Iowa
10-0	June 30, 2022 @ St. Paul	July 23, 2022 vs. Iowa	16-4	N/A	May 1, 2015 @ Colorado Springs
10-1	June 29, 2018 vs. Nashville	July 13, 2017 vs. Nashville	16-5	June 8, 2018 vs. Albuquerque	N/A
10-2	September 7, 2023 @ Iowa	July 25, 2023 @ Columbus	16-6	N/A	July 16, 2012 vs. Oklahoma City
10-3	September 19, 2021 vs. Iowa	August 10, 2023 vs. Iowa	16-8	May 17, 2023 vs. Toledo	N/A
10-4	July 27, 2022 @ Syracuse	May 2, 2023 vs. Louisville	16-9	June 10, 2021 @ St. Paul	N/A
10-5	September 29, 2021 @ Iowa	May 20, 2019 @ Oklahoma City	16-11	May 14, 2011 @ Colorado Springs	N/A
10-6	September 12, 2023 vs. Indianapolis	May 28, 2023 @ St. Paul	17-3	N/A	September 8, 2021 @ St. Paul
10-7	May 26, 2021 vs. Indianapolis	August 24, 2023 vs. St. Paul	17-5	May 18, 2010 @ Las Vegas	August 19, 2018 @ Colorado Springs
10-8	May 6, 2022 vs. Columbus	September 5, 2016 vs. Oklahoma City	17-7	September 2, 2009 vs. Iowa	N/A
10-9	September 5, 2023 @ Iowa	July 12, 2019 @ San Antonio	17-11	April 8, 2012 vs. Albuquerque	N/A
11-0	N/A	July 2, 2017 vs. Colorado Springs	17-12	N/A	September 26, 2021 vs. Indianapolis
11-1	July 2, 2023 vs. Iowa	July 30, 2023 @ Toledo	17-14	June 26, 2022 vs. Columbus	N/A
11-2	June 28, 2022 @ St. Paul	August 3, 2021 @ Louisville	18-6	N/A	September 1, 2022 @ St. Paul
11-3	July 6, 2019 vs. Nashville	August 16, 2022 @ Louisville	18-13	June 30, 2011 vs. Albuquerque	N/A
11-4	August 16, 2015 @ Salt Lake	July 16, 2023 vs. Indianapolis	19-0	May 25, 2022 @ Louisville	N/A
11-5	September 17, 2023 vs. Indianapolis	July 15, 2017 vs. Nashville	19-1	May 12, 2014 vs. New Orleans	N/A
11-6	August 13, 2011 @ Salt Lake	June 14, 2022 @ Iowa	19-9	N/A	September 12, 2023 vs. Indianapolis
11-7	September 6, 2023 @ Iowa	July 3, 2012 vs. Albuquerque	20-1	N/A	August 9, 2023 vs. Iowa
11-8	August 15, 2023 @ Toledo	August 14, 2014 vs. Salt Lake	20-3	April 9, 2014 vs. Memphis	N/A
11-9	May 6, 2023 vs. Louisville	April 26, 2016 vs. Colorado Springs	20-4	N/A	June 11, 2005 vs. Memphis
11-10	July 17, 2019 vs. New Orleans	September 5, 2021 vs. Toledo	20-6	August 12, 2012 @ Tucson	N/A
12-0	N/A	May 30, 2016 vs. El Paso	20-8	N/A	July 25, 2006 @ Las Vegas
12-1	April 1, 2023 @ Indianapolis	June 28, 2012 vs. New Orleans	21-4	N/A	September 11, 2021 @ St. Paul
12-2	August 31, 2011 vs. Round Rock	June 19, 2021 vs. Louisville	22-4	October 1, 2021 @ Iowa	N/A
12-3	June 9, 2022 vs. Lehigh Valley	August 20, 2021 vs. Columbus	22-6	N/A	June 2, 2011 vs. New Orleans
12-4	June 23, 2021 @ Iowa	June 10, 2017 vs. New Orleans	23-5	August 30, 2010 vs. Round Rock	N/A
12-5	April 30, 2022 vs. Toledo	July 18, 2021 @ Indianapolis	23-8	N/A	August 2, 2019 @ Reno

ALL SCORES LISTED ARE FROM THE MODERN OMAHA ERA (2005-PRESENT)
 SCORES NOT LISTED HAVE NOT OCCURRED FOR A TRIPLE-A OMAHA GAME SINCE 2005
 SCORES IN BOLD ARE A SCORIGAMI AND HAVE ONLY HAPPENED ONCE SINCE 2005

STORM CHASERS ORGANIZATION

2024 OMAHA STORM CHASERS

2023 SEASON IN REVIEW

PLAYER & COACH DATABASE

HISTORY & RECORDS

INTERNATIONAL LEAGUE

ROYALS ORGANIZATION

GENERAL INFORMATION

POSTSEASON HISTORY

ALL-TIME POSTSEASON RECORD

	RECORD	HOME	ROAD	NEUTRAL
Overall Postseason Record	55-53	26-24	29-26	2-1
Division/Conference Series	18-15	7-9	11-6	0-0
League Championship Series	30-32	15-16	15-16	0-0
Triple-A Championship Series	5-5	2-1	3-4	0-0
Triple-A National Championship Game	2-1	0-0	0-0	2-1
Streak	W3	W2	L1	W2
Last 10 Postseason Games	7-3	6-4	7-3	--
Record by Decade				
1960s	<i>No postseason play in 1969 season</i>			
1970s	13-14	6-6	7-8	0-0
1980s	8-16	4-8	4-8	0-0
1990s	10-12	4-6	6-6	0-0
2000s	--	--	--	--
2010s	24-11	10-6	12-4	2-1
2020s	--	--	--	--
Record by Game				
Game 1 of Series	16-10	7-2	7-7	2-1
Game 2 of Series	12-11	3-6	9-5	0-0
Game 3 of Series	10-13	3-7	7-6	0-0
Game 4 of Series	9-12	6-6	3-6	0-0
Game 5 of Series	8-4	5-3	3-1	0-0
Game 6 of Series	0-3	0-2	0-1	0-0
Extra-Inning Games	3-5	1-3	2-2	0-0
Elimination Games	11-12	6-8	3-3	2-1
Series/Title-Clinching Games	14-7	6-2	6-4	2-1

ALL-TIME POSTSEASON RECORD VS. OPPONENTS

TEAM (LAST MEETING)	OVERALL RECORD	HOME	ROAD	NEUTRAL	SERIES RECORD
Albuquerque (2012)	3-2	1-1	2-1	--	1-0
Buffalo (1995)	1-3	1-1	0-2	--	1-3
Denver (1981)	8-14	4-6	4-8	--	1-3
Durham (2013)	1-0	--	--	1-0	--
Indianapolis (1989)	9-11	4-6	5-5	--	1-3
Memphis (2014)	3-1	1-1	2-0	--	1-0
Nashville (1990)	3-2	1-1	2-1	--	1-0
Oklahoma City (2013)	5-6	1-4	4-2	--	1-2
Pawtucket (2014)	1-0	--	--	1-0	--
Reno (2014)	4-5	2-3	2-2	--	1-1
Rochester (1990)	4-1	2-0	1-1	--	1-0
Round Rock (2011)	3-1	1-1	2-0	--	1-0
Sacramento (2011)	3-0	2-0	1-0	--	1-0
Salt Lake (2013)	3-1	2-0	1-1	--	1-0
Springfield (1981)	3-2	2-1	1-1	--	1-0
Syracuse (1970)	1-4	0-1	1-3	--	0-1

WERNER PARK FIRSTS

GAMEApril 16, 2011 vs. Nashville	DOUBLEDavid Lough (3rd inning vs. Manny Parra)
WINApril 16, 2011 vs. Nashville (2-1)	TRIPLEJohnny Giavotella (3rd inning vs. Manny Parra)
WALK-OFF WINMay 24, 2011 vs. Tuscon (6-5 [11])	HOME RUNTaylor Green (7th inning vs. Vin Mazzaro - 4/17/11 [G2])
LOSSApril 17, 2011 vs. Nashville (G2, 5-3 [7])	GRAND SLAMLucas May (2nd inning vs. Tom Koehler - 5/31/11)
PITCHDanny Duffy to Eric Farris, Called Strike	WALKEric Hosmer (1st inning vs. Manny Parra)
BATTEREric Farris (vs. Danny Duffy)	STRIKEOUTEric Farris (1st inning vs. Danny Duffy)
HITDavid Lough (1st inning vs. Manny Parra)	STOLEN BASEChris Nowak (2nd inning vs. D. Duffy/M. Piña)
RUNEric Hosmer (3rd inning vs. Manny Parra)	WINJesse Chavez
RBIMike Moustakas (3rd inning vs. Manny Parra)	LOSSManny Parra
SINGLEDavid Lough (1st inning vs. Manny Parra)	SAVELouis Coleman

POSTSEASON RECORDS (CAREER)

STORM CHASERS HISTORY (2011-PRESENT)

STORM CHASERS ORGANIZATION

2024 OMAHA STORM CHASERS

2023 SEASON IN REVIEW

PLAYER & COACH DATABASE

HISTORY & RECORDS

INTERNATIONAL LEAGUE

ROYALS ORGANIZATION

GENERAL INFORMATION

HITTING

AT BATS

1.	97	Irving Falú.....	2011-13
2.	70	Paulo Orlando.....	2012-14
3.	60	Rey Navarro.....	2012-13
4.	57	Anthony Seratelli.....	2012-13
5.	53	Clint Robinson.....	2011-12

RUNS SCORED

1.	14	Irving Falú.....	2011-13
2.	12	Rey Navarro.....	2012-13
	12	Clint Robinson.....	2011-12
4.	9	Anthony Seratelli.....	2012-13
	9	David Lough.....	2011

HITS

1.	29	Irving Falú.....	2011-13
2.	22	Paulo Orlando.....	2012-14
3.	20	Rey Navarro.....	2012-13
4.	17	Whit Merrifield.....	2014
5.	16	Clint Robinson.....	2011-12
	16	Pedro Ciriaco.....	2014

DOUBLES

1.	6	Rey Navarro.....	2012-13
2.	4	Paulo Orlando.....	2012-14
	4	Clint Robinson.....	2011-12
4.	3	Irving Falú.....	2011-13
	3	Lorenzo Cain.....	2011
	3	Manny Piña.....	2011, 2013
	3	Brett Hayes.....	2014
	3	Max Ramirez.....	2012-13

TRIPLES

1.	3	Lorenzo Cain.....	2011
2.	2	Lane Adams.....	2013
	2	Jason Bourgeois.....	2012
4.	1	Irving Falú.....	2011-13
	1	Brett Hayes.....	2014
	1	Brian Bockock.....	2014

HOME RUNS

1.	3	Whit Merrifield.....	2014
	3	Mitch Maier.....	2012
3.	2	Brett Hayes.....	2014
	2	Brian Bockock.....	2014
	2	Max Ramirez.....	2012-13
	2	Anthony Seratelli.....	2012-13
	2	Wil Myers.....	2012
	2	Kila Ka'aihue.....	2011
	2	Cheslor Cuthbert.....	2014
	2	Adam Moore.....	2012

RUNS BATTED IN

1.	11	Manny Piña.....	2011, 2013
	11	Irving Falú.....	2011-13
3.	10	Max Ramirez.....	2012-13
4.	9	Mitch Maier.....	2012
	9	Adam Moore.....	2012

WALKS

1.	14	Anthony Seratelli.....	2012-13
	14	Clint Robinson.....	2011-12
3.	9	Irving Falú.....	2011-13
	9	Rey Navarro.....	2012-13
5.	8	Manny Piña.....	2011, 2013

STOLEN BASES

1.	6	Irving Falú.....	2011-13
2.	4	Paulo Orlando.....	2012-14
	2	Anthony Seratelli.....	2012-13
	2	Wil Myers.....	2012
	2	Lane Adams.....	2013
	2	Pedro Ciriaco.....	2014

BATTING AVERAGE

1.	.417	Lorenzo Cain.....	2011
2.	.389	Derrick Robinson.....	2012
3.	.386	Whit Merrifield.....	2014
4.	.372	Pedro Ciriaco.....	2014
5.	.370	Ben Broussard.....	2013

PITCHING

APPEARANCES

1.	9	Brandon Sisk.....	2011-12
2.	8	Michael Mariot.....	2012-13
3.	6	Buddy Baumann.....	2013-14
4.	5	Tim Collins.....	2014
	5	Román Colón.....	2012

INNINGS PITCHED

1.	24.0	Aaron Brooks.....	2014
2.	17.1	Clayton Mortensen.....	2013-14
3.	14.1	Nate Adcock.....	2012
4.	14.0	Ryan Verdugo.....	2012-13
	14.0	Luis Mendoza.....	2011

STRIKEOUTS

1.	24	Aaron Brooks.....	2014
2.	22	Clayton Mortensen.....	2013-14
3.	17	Ryan Verdugo.....	2012-13
4.	12	Luis Mendoza.....	2011
	12	Nate Adcock.....	2012
	12	Justin Marks.....	2012-13

COMPLETE GAMES

1.	1	Aaron Brooks.....	2014
----	---	-------------------	------

EARNED RUN AVERAGE (ERA)

1.	0.75	Aaron Brooks.....	2014
2.	1.29	Luis Mendoza.....	2011
3.	1.46	Buddy Baumann.....	2013-14
4.	1.69	Brian Sanches.....	2013
5.	1.74	Sugar Ray Marimon.....	2014

WALKS + HITS/INNING PITCHED (WHIP)

1.	0.58	Aaron Brooks.....	2014
2.	0.91	Sean O'Sullivan.....	2011
3.	0.98	Clayton Mortensen.....	2013-14
4.	1.00	Luis Mendoza.....	2011
5.	1.19	Nate Adcock.....	2012

OPPONENTS' BATTING AVERAGE

1.	.131	Aaron Brooks.....	2014
2.	.167	Clayton Mortensen.....	2013-14
	.167	Luis Mendoza.....	2011
4.	.195	Sean O'Sullivan.....	2011
5.	.211	Sugar Ray Marimon.....	2014

WINS

1.	3	Aaron Brooks.....	2014
2.	2	Luis Mendoza.....	2011
	2	Brian Sanches.....	2013
	2	Vin Mazzaro.....	2011
	2	Buddy Baumann.....	2013-14

SAVES

1.	2	Zach Jackson.....	2013
	2	Michael Mariot.....	2012-13
	2	Román Colón.....	2012
4.	1	Buddy Baumann.....	2013-14
	1	Christian Binford.....	2014
	1	Brandon Sisk.....	2011-12
	1	Tim Collins.....	2014
	1	Kelvin Herrera.....	2011
	1	Andrew Triggs.....	2014

*Career batting averages based on 20 plate appearances in postseason play.

*Career ERA and opponents batting average based on minimum of 10.0 innings pitched in postseason play.

POSTSEASON RESULTS

1970 AMERICAN ASSOCIATION CHAMPIONSHIP SERIES

OMAHA ROYALS DEFEAT DENVER BEARS, 4-1

GAME #	DATE	HOME TEAM	FINAL SCORE
Game 1	Friday, September 4	Omaha	Omaha 6, Denver 4
Game 2	Saturday, September 5	Omaha	Omaha 8, Denver 4
Game 3	Sunday, September 6	Omaha	Omaha 5, Denver 4
Game 4	Tuesday, September 8	Denver	Denver 8, Omaha 3
Game 5	Wednesday, September 9	Denver	Omaha 10, Denver 1

1970 JUNIOR WORLD SERIES

SYRACUSE CHIEFS DEFEAT OMAHA ROYALS, 4-1

GAME #	DATE	HOME TEAM	FINAL SCORE
Game 1	Tuesday, September 15	Syracuse	Syracuse 2, Omaha 0
Game 2	Wednesday, September 16	Syracuse	Syracuse 5, Omaha 1
Game 3	Thursday, September 17	Syracuse	Omaha 11, Syracuse 5
Game 4	Friday, September 18	Syracuse	Syracuse 6, Omaha 5
Game 5	Saturday, September 19	Omaha	Syracuse 5, Omaha 3 [11]

1976 AMERICAN ASSOCIATION CHAMPIONSHIP SERIES

DENVER BEARS DEFEAT OMAHA ROYALS, 4-2

GAME #	DATE	HOME TEAM	FINAL SCORE
Game 1	Friday, September 3	Omaha	Denver 4, Omaha 0
Game 2	Saturday, September 4	Omaha	Denver 4, Omaha 0
Game 3	Sunday, September 5	Omaha	Omaha 9, Denver 8
Game 4	Monday, September 6	Denver	Omaha 11, Denver 9
Game 5	Tuesday, September 7	Denver	Denver 7, Omaha 4
Game 6	Thursday, September 9	Denver	Denver 6, Omaha 5

1977 AMERICAN ASSOCIATION CHAMPIONSHIP SERIES

DENVER BEARS DEFEAT OMAHA ROYALS, 4-2

GAME #	DATE	HOME TEAM	FINAL SCORE
Game 1	Friday, September 2	Denver	Omaha 7, Denver 6
Game 2	Saturday, September 3	Denver	Omaha 10, Denver 4
Game 3	Sunday, September 4	Denver	Denver 6, Omaha 3
Game 4	Monday, September 5	Omaha	Denver 7, Omaha 2
Game 5	Tuesday, September 6	Omaha	Denver 10, Omaha 2
Game 6	Wednesday, September 7	Omaha	Denver 6, Omaha 4

1978 AMERICAN ASSOCIATION CHAMPIONSHIP SERIES

OMAHA ROYALS DEFEAT INDIANAPOLIS INDIANS, 4-1

GAME #	DATE	HOME TEAM	FINAL SCORE
Game 1	Friday, September 1	Indianapolis	Omaha 3, Indianapolis 1
Game 2	Saturday, September 2	Indianapolis	Omaha 3, Indianapolis 2
Game 3	Sunday, September 3	Indianapolis	Indianapolis 3, Omaha 2
Game 4	Monday, September 4	Omaha	Omaha 5, Indianapolis 2
Game 5	Tuesday, September 5	Omaha	Omaha 4, Indianapolis 1

1981 AMERICAN ASSOCIATION DIVISION SERIES

OMAHA ROYALS DEFEAT SPRINGFIELD REDBIRDS, 3-2

GAME #	DATE	HOME TEAM	FINAL SCORE
Game 1	Friday, August 28	Springfield	Omaha 7, Springfield 4
Game 2	Saturday, August 29	Springfield	Springfield 8, Omaha 5
Game 3	Sunday, August 30	Omaha	Springfield 5, Omaha 2
Game 4	Monday, August 31	Omaha	Omaha 5, Springfield 1
Game 5	Tuesday, September 1	Omaha	Omaha 9, Springfield 7

1981 AMERICAN ASSOCIATION CHAMPIONSHIP SERIES

DENVER BEARS DEFEAT OMAHA ROYALS, 4-0

GAME #	DATE	HOME TEAM	FINAL SCORE
Game 1	Wednesday, September 2	Denver	Denver 4, Omaha 3
Game 2	Thursday, September 3	Denver	Denver 9, Omaha 4
Game 3	Friday, September 4	Denver	Denver 10, Omaha 3
Game 4	Saturday, September 5	Omaha	Denver 2, Omaha 1

POSTSEASON RESULTS

1982 AMERICAN ASSOCIATION CHAMPIONSHIP SERIES

INDIANAPOLIS INDIANS DEFEAT OMAHA ROYALS, 4-2

GAME #	DATE	HOME TEAM	FINAL SCORE
Game 1	Tuesday, August 31	Indianapolis	Indianapolis 6, Omaha 3
Game 2	Wednesday, September 1	Indianapolis	Omaha 1, Indianapolis 0
Game 3	Thursday, September 2	Indianapolis	Indianapolis 8, Omaha 0
Game 4	Friday, September 3	Omaha	Indianapolis 2, Omaha 1
Game 5	Saturday, September 4	Omaha	Omaha 6, Indianapolis 4
Game 6	Sunday, September 5	Omaha	Indianapolis 8, Omaha 2

1988 AMERICAN ASSOCIATION CHAMPIONSHIP SERIES

INDIANAPOLIS INDIANS DEFEAT OMAHA ROYALS, 3-1

GAME #	DATE	HOME TEAM	FINAL SCORE
Game 1	Saturday, September 3	Omaha	Indianapolis 6, Omaha 7
Game 2	Sunday, September 4	Omaha	Indianapolis 7, Omaha 4
Game 3	Monday, September 5	Indianapolis	Omaha 9, Indianapolis 1
Game 4	Tuesday, September 6	Indianapolis	Indianapolis 11, Omaha 7

1989 AMERICAN ASSOCIATION CHAMPIONSHIP SERIES

INDIANAPOLIS INDIANS DEFEAT OMAHA ROYALS, 3-2

GAME #	DATE	HOME TEAM	FINAL SCORE
Game 1	Saturday, September 2	Indianapolis	Indianapolis 5, Omaha 4 [14]
Game 2	Sunday, September 3	Indianapolis	Omaha 11, Indianapolis 2
Game 3	Monday, September 4	Omaha	Indianapolis 4, Omaha 0
Game 4	Tuesday, September 5	Omaha	Omaha 4, Indianapolis 1
Game 5	Wednesday, September 6	Omaha	Indianapolis 5, Omaha 3

1990 AMERICAN ASSOCIATION CHAMPIONSHIP SERIES

OMAHA ROYALS DEFEAT NASHVILLE SOUNDS, 3-2

GAME #	DATE	HOME TEAM	FINAL SCORE
Game 1	Tuesday, September 4	Omaha	Omaha 1, Nashville 0
Game 2	Wednesday, September 5	Omaha	Nashville 5, Omaha 3
Game 3	Thursday, September 6	Nashville	Omaha 8, Nashville 7 [20]
Game 4	Friday, September 7	Nashville	Nashville 5, Omaha 4
Game 5	Saturday, September 8	Nashville	Omaha 8, Nashville 7

1990 TRIPLE-A CLASSIC

OMAHA ROYALS DEFEAT ROCHESTER RED WINGS, 4-1

GAME #	DATE	HOME TEAM	FINAL SCORE
Game 1	Monday, September 10	Rochester	Rochester 4, Omaha 3
Game 2	Tuesday, September 11	Rochester	Omaha 7, Rochester 4
Game 3	Wednesday, September 12	Rochester	Omaha 5, Rochester 4 [12]
Game 4	Thursday, September 13	Omaha	Omaha 9, Rochester 7
Game 5	Friday, September 14	Omaha	Omaha 4, Rochester 3

1995 AMERICAN ASSOCIATION DIVISION SERIES

BUFFALO BISONS DEFEAT OMAHA ROYALS, 3-1

GAME #	DATE	HOME TEAM	FINAL SCORE
Game 1	Wednesday, September 6	Omaha	Omaha 8, Buffalo 1
Game 2	Thursday, September 7	Omaha	Buffalo 10, Omaha 5
Game 3	Friday, September 8	Buffalo	Buffalo 2, Omaha 1 [11]
Game 4	Saturday, September 9	Buffalo	Buffalo 4, Omaha

1996 AMERICAN ASSOCIATION DIVISION SERIES

OKLAHOMA CITY 89ERS DEFEAT OMAHA ROYALS, 3-1

GAME #	DATE	HOME TEAM	FINAL SCORE
Game 1	Wednesday, September 4	Oklahoma City	Omaha 11, Oklahoma City 5
Game 2	Thursday, September 5	Oklahoma City	Oklahoma City 3, Omaha 2
Game 3	Friday, September 6	Omaha	Oklahoma City 4, Omaha 0
Game 4	Sunday, September 8	Omaha	Oklahoma City 7, Omaha 5 [10]

1999 PACIFIC COAST LEAGUE AMERICAN CONF. CHAMPIONSHIP SERIES

OKLAHOMA REDHAWKS DEFEAT OMAHA GOLDEN SPIKES, 3-1

GAME #	DATE	HOME TEAM	FINAL SCORE
Game 1	Wednesday, September 8	Oklahoma	Oklahoma 9, Omaha 2
Game 2	Thursday, September 9	Oklahoma	Omaha 14, Oklahoma 1
Game 3	Friday, September 10	Omaha	Oklahoma 4, Omaha 3
Game 4	Saturday, September 11	Omaha	Oklahoma 6, Omaha 5

STORM CHASERS
ORGANIZATION

2024 OMAHA
STORM CHASERS

2023 SEASON
IN REVIEW

PLAYER & COACH
DATABASE

HISTORY &
RECORDS

INTERNATIONAL
LEAGUE

ROYALS
ORGANIZATION

GENERAL
INFORMATION

2011 POSTSEASON RESULTS

2011 PACIFIC COAST LEAGUE AMERICAN CONF. CHAMPIONSHIP SERIES

OMAHA STORM CHASERS DEFEAT ROUND ROCK EXPRESS, 3-1

GAME #	DATE	SITE	FINAL SCORE	WIN	LOSS	SAVE
Game 1	Wednesday, September 7	Round Rock	Omaha 4, Round Rock 0	Mendoza, L	Hurley, E	
Game 2	Thursday, September 8	Round Rock	Omaha 7, Round Rock 2	Mazzaro, V	Pérez, M	Sisk, B
Game 3	Friday, September 9	Omaha	Round Rock 9, Omaha 8[11]	Eppley, C	Miner, Z	
Game 4	Saturday, September 10	Omaha	Omaha 4, Round Rock 2[10]	Pucetas, K	Scheppers, T	

2011 PACIFIC COAST LEAGUE CHAMPIONSHIP SERIES

OMAHA STORM CHASERS DEFEAT SACRAMENTO RIVER CATS, 3-0

GAME #	DATE	SITE	FINAL SCORE	WIN	LOSS	SAVE
Game 1	Tuesday, September 13	Omaha	Omaha 3, Sacramento 2	Mendoza, L	Chulk, V	Herrera, K
Game 2	Wednesday, September 14	Omaha	Omaha 15, Sacramento 4	Mazzaro, V	Ross, T	
Game 3	Friday, September 16	Sacramento	Omaha 11, Sacramento 6	Montgomery, M	Banwart, T	

2011 TRIPLE-A NATIONAL CHAMPIONSHIP GAME (vs. I.L. CHAMP)

COLUMBUS CLIPPERS DEFEAT OMAHA STORM CHASERS

GAME #	DATE	SITE	FINAL SCORE	WIN	LOSS	SAVE
Game 1	Tuesday, September 20	Albuquerque	Columbus 8, Omaha 3	Martinez, J	O'Sullivan, S	

2011 POSTSEASON STATISTICS

HITTERS	AVG	G	AB	R	H	TB	2B	3B	HR	RBI	BB	IBB	SO	SB	CS	OBP	SLG	OPS	PA	SAC	SF	HBP	GIDP
Arias, Joaquin	.375	4	16	3	6	8	2	0	0	1	1	0	3	0	0	.412	.500	.912	17	0	0	0	0
Cain, Lorenzo	.417	8	36	6	15	24	3	3	0	6	2	0	8	0	0	.450	.667	1.117	40	0	1	1	1
Clark, Cody	.125	2	8	0	1	1	0	0	0	1	0	0	2	0	0	.125	.125	.250	8	0	0	0	1
Dyson, Jarrod	.211	8	38	6	8	13	2	0	1	6	2	0	6	1	1	.250	.342	.592	41	1	0	0	3
Falu, Irving	.267	8	30	7	8	10	2	0	0	4	3	0	0	2	0	.324	.333	.657	36	2	1	0	0
Ka'aihue, Kila	.219	8	32	5	7	15	2	0	2	8	3	0	13	0	0	.306	.469	.775	37	1	0	1	2
Lough, David	.300	8	40	9	12	16	1	0	1	5	1	0	4	0	0	.317	.400	.717	41	0	0	0	1
Mertins, Kurt	.276	8	29	3	8	9	1	0	0	2	2	0	5	1	0	.313	.310	.623	33	1	1	0	1
Piña, Manny	.368	6	19	6	7	12	2	0	1	8	7	1	3	0	0	.538	.632	1.170	26	0	0	0	0
Robinson, Clint	.385	7	26	6	10	16	3	0	1	5	9	1	4	0	0	.543	.615	1.158	35	0	0	0	0
Whittleman, John	.333	3	3	1	1	1	0	0	0	1	1	0	2	0	0	.500	.333	.833	4	0	0	0	0
Zawadzki, Lance	.421	5	19	3	8	10	2	0	0	5	0	0	1	0	0	.421	.526	.947	19	0	0	0	0
TOTALS	.307	8	296	55	91	135	20	3	6	52	31	2	51	4	1	.373	.456	.829	337	5	3	2	9

PITCHERS	W	L	ERA	G	GS	CG	SHO	GF	HLD	SV	SVO	IP	H	R	ER	HR	HB	BB	SO	AVG	WP	GIDP	TBF
Castaneda, Federico	0	0	0.00	2	0	0	0	1	0	0	0	4.0	2	0	0	0	0	1	1	.143	0	0	15
Herrera, Kelvin	0	0	3.00	4	0	0	0	4	0	1	1	6.0	2	2	2	2	0	1	7	.100	0	0	21
Lebron, Willy	0	0	1.80	2	0	0	0	1	0	0	0	5.0	4	1	1	0	0	2	6	.222	1	1	20
Mazzaro, Vin	2	0	3.97	2	2	0	0	0	0	0	0	11.1	10	5	5	2	0	5	8	.233	1	0	49
Mendoza, Luis	2	0	1.29	2	2	0	0	0	0	0	0	14.0	8	2	2	1	1	6	12	.167	2	0	55
Miner, Zach	0	1	3.60	3	0	0	0	1	0	0	0	5.0	8	5	2	0	0	2	3	.348	0	1	25
Montgomery, Mike	1	0	5.63	2	2	0	0	0	0	0	0	8.0	9	5	5	1	0	7	9	.290	1	1	38
O'Sullivan, Sean	0	1	5.73	2	2	0	0	0	0	0	0	11.0	8	8	7	2	0	2	7	.195	1	1	43
Pucetas, Kevin	1	0	12.00	3	0	0	0	1	0	0	0	3.0	5	4	4	0	0	2	2	.357	1	0	16
Sisk, Brandon	0	0	0.00	5	0	0	0	1	0	1	1	4.2	1	0	0	0	0	2	6	.071	0	1	16
Tejada, Robinson	0	0	4.50	1	0	0	0	0	0	0	0	2.0	2	1	1	0	0	1	2	.250	0	0	9
TOTALS	6	2	3.53	8	8	0	1	8	1	2	2	74.0	59	33	29	8	1	31	63	.215	7	5	307

2012 POSTSEASON RESULTS

2012 PACIFIC COAST LEAGUE AMERICAN CONF. CHAMPIONSHIP SERIES

OMAHA STORM CHASERS DEFEAT ALBUQUERQUE ISOTOPES, 3-2

GAME #	DATE	SITE	FINAL SCORE	WIN	LOSS	SAVE
Game 1	Wednesday, September 5	Omaha	Omaha 8, Albuquerque 4	Odorizzi, J	Nieve, F	
Game 2	Thursday, September 6	Omaha	Albuquerque 5, Omaha 3	Fife, S	Verdugo, R	Rice, S
Game 3	Friday, September 7	Albuquerque	Omaha 7, Albuquerque 4	Adcock, N	Loop, D	Colon, R
Game 4	Saturday, September 8	Albuquerque	Albuquerque 12, Omaha 10	Barcelo, L	Sisk, B	
Game 5	Sunday, September 9	Albuquerque	Omaha 16, Albuquerque 7	Joseph, D	Savage, W	

2012 PACIFIC COAST LEAGUE CHAMPIONSHIP SERIES

RENO ACES DEFEAT OMAHA STORM CHASERS, 3-1

GAME #	DATE	SITE	FINAL SCORE	WIN	LOSS	SAVE
Game 1	Tuesday, September 11	Reno	Reno 13, Omaha 1	Bauer, T	Odorizzi, J	
Game 2	Wednesday, September 12	Reno	Omaha 9, Reno 6	Verdugo, R	Cabrera, D	Colon, R
Game 3	Friday, September 14	Omaha	Reno 3, Omaha 0	Martinez, J	Adcock, N	Albaladejo, J
Game 4	Saturday, September 15	Omaha	Reno 8, Omaha 2	Brewer, C	Davis, D	

2013 POSTSEASON STATISTICS

HITTERS	AVG	G	AB	R	H	TB	2B	3B	HR	RBI	BB	IBB	SO	SB	CS	OBP	SLG	OPS	PA	SAC	SF	HBP	GIDP
Bourgeois, Jason	.250	6	28	5	7	14	0	2	1	2	1	0	4	1	0	.276	.500	.776	29	0	0	0	0
Clark, Cody	.000	1	1	0	0	0	0	0	0	0	0	0	0	0	0	.000	.000	.000	1	0	0	0	0
Evans, Terry	.000	3	0	2	0	0	0	0	0	1	0	0	0	0	0	1.000	.000	1.000	1	0	0	0	0
Falu, Irving	.270	9	37	5	10	12	0	1	0	4	4	0	3	3	0	.357	.324	.681	43	1	0	1	0
Maier, Mitch	.297	9	37	7	11	20	0	0	3	9	4	0	9	0	1	.357	.541	.898	42	0	1	0	0
Moore, Adam	.270	9	37	6	10	16	0	0	2	9	1	0	10	0	0	.308	.432	.740	39	0	0	1	2
Myers, Wil	.229	9	35	4	8	16	2	0	2	7	6	1	11	2	0	.357	.457	.814	42	0	0	1	0
Navarro, Rey	.324	9	34	6	11	15	4	0	0	1	8	0	4	1	0	.452	.441	.893	42	0	0	0	1
Orlando, Paulo	.000	1	0	0	0	0	0	0	0	0	0	0	0	0	0	.000	.000	.000	0	0	0	0	0
Ramirez, Max	.235	9	34	4	8	17	3	0	2	10	6	0	9	0	0	.341	.500	.841	41	0	1	0	1
Robinson, Clint	.222	7	27	6	6	7	1	0	0	1	5	0	7	0	0	.344	.259	.603	32	0	0	0	0
Robinson, Derrick	.389	5	18	3	7	7	0	0	0	1	2	0	2	1	0	.476	.389	.865	22	1	0	1	0
Seratelli, Anthony	.290	9	31	8	9	16	1	0	2	6	8	0	7	0	0	.425	.516	.941	41	1	1	0	2
TOTALS	.273	9	319	56	87	140	11	3	12	50	46	1	66	8	1	.368	.439	.807	375	3	3	4	6

PITCHERS	W	L	ERA	G	GS	CG	SHO	GF	HLD	SV	SVO	IP	H	R	ER	HR	HB	BB	SO	AVG	WP	GIDP	TBF
Adcock, Nate	1	1	2.51	2	2	0	0	0	0	0	0	14.1	12	4	4	2	0	5	12	.240	0	4	55
Colon, Roman	0	0	4.76	5	0	0	0	4	1	2	2	5.2	6	3	3	2	0	2	6	.273	0	0	24
Davis, Doug	0	1	7.84	2	2	0	0	0	0	0	0	10.1	18	11	9	0	0	5	7	.360	0	0	56
Gutierrez, Juan	0	0	6.75	3	0	0	0	1	0	0	1	2.2	5	2	2	0	1	1	2	.417	1	1	14
Hardy, Blaine	0	0	0.00	1	0	0	0	0	0	0	0	2.1	0	0	0	0	0	1	4	.000	0	0	8
Hottovy, Tommy	0	0	2.45	4	0	0	0	2	0	0	0	3.2	1	1	1	0	2	2	4	.100	0	0	16
Joseph, Donnie	1	0	5.79	4	0	0	0	1	0	0	0	4.2	5	3	3	2	0	2	10	.250	1	1	22
Mariot, Michael	0	0	16.88	4	0	0	0	1	0	0	0	2.2	7	6	5	0	0	3	2	.500	3	0	18
Marks, Justin	0	0	6.23	1	1	0	0	0	0	0	0	4.1	5	5	3	1	1	2	4	.278	1	1	21
Odorizzi, Jake	1	1	9.28	2	2	0	0	0	0	0	0	10.2	14	12	11	6	0	3	10	.298	1	0	50
Sisk, Brandon	0	1	8.44	4	0	0	0	1	0	0	1	5.1	10	6	5	1	0	0	4	.400	0	0	26
Verdugo, Ryan	1	1	6.57	2	2	0	0	0	0	0	0	12.1	15	9	9	1	0	3	15	.306	0	0	54
TOTALS	4	5	6.15	9	9	0	0	9	2	2	4	79.0	98	62	54	15	4	29	80	.302	7	7	364

STORM CHASERS ORGANIZATION

2024 OMAHA STORM CHASERS

2023 SEASON IN REVIEW

PLAYER & COACH DATABASE

HISTORY & RECORDS

INTERNATIONAL LEAGUE

ROYALS ORGANIZATION

GENERAL INFORMATION

2013 POSTSEASON RESULTS

2013 PACIFIC COAST LEAGUE AMERICAN CONF. CHAMPIONSHIP SERIES

OMAHA STORM CHASERS DEFEAT OKLAHOMA CITY REDHAWKS, 3-0

GAME #	DATE	SITE	FINAL SCORE	WIN	LOSS	SAVE
Game 1	Wednesday, September 4	Oklahoma City	Omaha 3, Oklahoma City 1	Sanches, B	Wojdchowski, A	Mariot, M
Game 2	Thursday, September 5	Oklahoma City	Omaha 7, Oklahoma City 4	Mortensen, C	Berger, E	Jackson, Z
Game 3	Friday, September 6	Omaha	Omaha 7, Oklahoma City 6	Cleto, M	Stoffel, J	

2013 PACIFIC COAST LEAGUE CHAMPIONSHIP SERIES

OMAHA STORM CHASERS DEFEAT SALT LAKE BEES, 3-1

GAME #	DATE	SITE	FINAL SCORE	WIN	LOSS	SAVE
Game 1	Tuesday, September 10	Omaha	Omaha 3, Salt Lake 2	Baumann, B	Richardson, D	Mariot, M
Game 2	Wednesday, September 11	Omaha	Omaha 2, Salt Lake 1	Jackson, Z	Cordero, C	
Game 3	Friday, September 13	Salt Lake	Salt Lake 9, Omaha 0	Grube, J	Marks, J	
Game 4	Saturday, September 14	Salt Lake	Omaha 10, Salt Lake 5	Sanches, B	Shoemaker, M	

2013 TRIPLE-A NATIONAL CHAMPIONSHIP GAME (vs. I.L. CHAMP)

OMAHA STORM CHASERS DEFEAT DURHAM BULLS

GAME #	DATE	SITE	FINAL SCORE	WIN	LOSS	SAVE
Game 1	Tuesday, September 17	Lehigh Valley	Omaha 2, Durham 1	Dwyer, C	Odorizzi, J	Jackson, Z

2013 POSTSEASON STATISTICS

HITTERS	AVG	G	AB	R	H	TB	2B	3B	HR	RBI	BB	IBB	SO	SB	CS	OBP	SLG	OPS	PA	SAC	SF	HBP	GDP
Adams, Lane	.258	8	31	6	8	13	1	2	0	4	1	0	5	2	0	.281	.419	.700	32	0	0	0	4
Broussard, Ben	.370	8	27	3	10	11	1	0	0	4	5	1	5	0	0	.455	.407	.862	33	0	1	0	2
Canham, Mitch	.000	3	8	2	0	0	0	0	0	1	3	0	2	0	0	.273	.000	.273	11	0	0	0	0
Colón, Christian	.222	8	27	4	6	11	2	0	1	2	3	0	5	0	0	.323	.407	.730	34	3	0	1	1
Falu, Irving	.367	8	30	2	11	12	1	0	0	3	2	0	6	1	1	.406	.400	.806	36	4	0	0	1
Fletcher, Brian	.294	5	17	2	5	9	1	0	1	4	3	0	5	0	0	.400	.529	.929	20	0	0	0	1
Hernández, Gorkys	.500	3	8	4	4	8	1	0	1	4	3	0	2	0	0	.636	1.000	1.636	11	0	0	0	0
Lambin, Chase	.000	2	1	0	0	0	0	0	0	0	0	0	1	0	0	.000	.000	.000	1	0	0	0	0
Navarro, Rey	.346	8	26	6	9	11	2	0	0	5	1	0	0	0	0	.357	.423	.780	28	0	1	0	0
Orlando, Paulo	.214	8	28	2	6	7	1	0	0	1	2	0	5	1	0	.267	.250	.517	30	0	0	0	0
Piña, Manny	.353	5	17	2	6	7	1	0	0	3	1	0	0	0	0	.389	.412	.801	18	0	0	0	1
Ramirez, Max	.000	1	3	0	0	0	0	0	0	0	0	0	1	0	0	.000	.000	.000	3	0	0	0	0
Serattelli, Anthony	.231	8	26	1	6	7	1	0	0	2	6	2	10	2	1	.375	.269	.644	34	2	0	0	0
TOTALS	.285	8	249	34	71	96	12	2	3	33	30	3	47	6	2	.362	.386	.748	291	9	2	1	10

PITCHERS	W	L	ERA	G	GS	CG	SHO	Gf	HLD	SV	SVO	IP	H	R	ER	HR	HB	BB	SO	AVG	WP	GDP	TBF
Baumann, Buddy	1	0	0.00	3	0	0	0	0	1	0	0	3.0	3	0	0	0	0	2	3	.273	0	1	13
Cleto, Maikel	1	0	0.00	3	0	0	0	1	1	0	0	3.0	0	1	0	0	4	1	.000	0	0	13	
Dwyer, Chris	1	0	1.00	2	2	0	0	0	0	0	0	9.0	4	1	1	0	0	9	.129	2	0	31	
Jackson, Zach	1	0	2.25	4	0	0	0	3	1	2	2	8.0	3	2	2	0	0	1	.125	0	1	27	
Mariot, Michael	0	0	2.57	4	0	0	0	3	1	2	2	7.0	5	2	2	1	0	2	.192	0	0	28	
Marks, Justin	0	1	7.71	2	2	0	0	0	0	0	0	9.1	21	10	8	4	0	4	.438	0	0	53	
Mortensen, Clayton	1	0	4.50	2	1	0	0	0	0	0	0	10.0	7	5	2	0	4	12	.194	1	1	40	
Patton, Spencer	0	0	10.13	2	0	0	0	0	0	0	0	2.2	6	3	3	0	0	3	.462	0	1	16	
Sanches, Brian	2	0	1.69	2	2	0	0	0	0	0	0	10.2	13	2	2	1	0	3	.317	1	1	45	
Teaford, Everett	0	0	27.00	1	0	0	0	0	0	0	0	0.2	3	2	2	0	0	1	.600	0	0	6	
Ventura, Yordano	0	0	1.50	1	1	0	0	0	0	0	0	6.0	3	1	1	0	0	3	.143	1	0	24	
Verdugo, Ryan	0	0	0.00	1	0	0	0	1	0	0	0	1.2	2	0	0	0	0	1	.286	0	0	8	
TOTALS	7	1	3.30	8	8	0	0	8	4	4	4	71.0	70	29	26	8	0	28	.63	.257	5	5	304

2014 POSTSEASON RESULTS

2014 PACIFIC COAST LEAGUE AMERICAN CONF. CHAMPIONSHIP SERIES

OMAHA STORM CHASERS DEFEAT MEMPHIS REDBIRDS, 3-1

GAME #	DATE	SITE	FINAL SCORE	WIN	LOSS	SAVE
Game 1	Wednesday, September 3	Omaha	Omaha 7, Memphis 0	Brooks, A	Cooney, T	
Game 2	Thursday, September 4	Omaha	Memphis 4, Omaha 3	Fornataro, E	Mortensen, C	Rondon, J
Game 3	Friday, September 5	Memphis	Omaha 2, Memphis 0	Marimon, S	Whiting, B	Triggs, A
Game 4	Saturday, September 6	Memphis	Omaha 6, Memphis 2	Baumann, B	Mayers, M	Binford, C

2014 PACIFIC COAST LEAGUE CHAMPIONSHIP SERIES

OMAHA STORM CHASERS DEFEAT RENO ACES, 3-2

GAME #	DATE	SITE	FINAL SCORE	WIN	LOSS	SAVE
Game 1	Tuesday, September 9	Reno	Omaha 6, Reno 2	Brooks, A	Richard, C	
Game 2	Wednesday, September 10	Reno	Reno 4, Omaha 2	Hagens, B	Lamb, J	Barrett, J
Game 3	Friday, September 12	Omaha	Reno 2, Omaha 1	Chafin, A	Marimon, S	Barrett, J
Game 4	Saturday, September 13	Omaha	Omaha 11, Reno 0	Ferguson, A	Brewer, C	Baumann, B
Game 5	Sunday, September 14	Omaha	Omaha 4, Reno 0	Brooks, A	Bolsinger, M	

2014 TRIPLE-A NATIONAL CHAMPIONSHIP GAME (vs. I.L. CHAMP)

OMAHA STORM CHASERS DEFEAT PAWTUCKET RED SOX

GAME #	DATE	SITE	FINAL SCORE	WIN	LOSS	SAVE
Game 1	Tuesday, September 16	Charlotte	Omaha 4, Pawtucket 2	Zimmer, K	Celestino, M	Collins, T

2014 POSTSEASON STATISTICS

HITTERS	AVG	G	AB	R	H	TB	2B	3B	HR	RBI	BB	IBB	SO	SB	CS	OBP	SLG	OPS	PA	SAC	SF	HBP	GIDP
Bocock, Brian	.226	9	31	5	7	16	1	1	2	3	6	0	8	0	0	.351	.516	.867	38	1	0	0	0
Bonifacio, Jorge	.357	4	14	2	5	6	1	0	0	0	1	0	3	0	0	.400	.429	.829	15	0	0	0	0
Ciriaco, Pedro	.372	10	43	7	16	21	2	0	1	4	0	0	8	2	0	.400	.488	.888	45	0	0	2	2
Cuthbert, Cheslor	.270	10	37	6	10	17	1	0	2	7	1	0	9	1	0	.293	.459	.752	42	1	2	1	3
Eibner, Brett	.207	9	29	5	6	11	2	0	1	5	4	0	9	0	0	.324	.379	.703	34	0	0	1	1
Fields, Matt	.121	8	33	2	4	8	1	0	1	4	1	0	15	0	0	.147	.242	.389	34	0	0	0	0
Fletcher, Brian	.000	1	3	0	0	0	0	0	0	0	1	0	1	0	0	.250	.000	.250	4	0	0	0	0
Hayes, Brett	.282	10	39	4	11	22	3	1	2	8	3	0	12	0	0	.326	.564	.890	43	0	1	0	0
Janish, Paul	.156	10	32	2	5	7	2	0	0	2	3	0	6	0	0	.250	.219	.469	37	1	0	1	0
Merrifield, Whit	.386	10	44	7	17	28	2	0	3	6	2	1	5	1	0	.413	.636	1.049	47	1	0	0	0
Orlando, Paulo	.381	10	42	6	16	22	3	0	1	4	2	0	7	3	1	.409	.524	.933	44	0	0	0	1
TOTALS	.280	10	347	46	97	158	18	2	13	43	24	1	83	7	1	.332	.455	.787	383	4	3	5	7

PITCHERS	W	L	ERA	G	GS	CG	SHO	GF	HLD	SV	SVO	IP	H	R	ER	HR	HB	BB	SO	AVG	WP	GIDP	TBF
Alexander, Scott	0	0	0.00	2	0	0	0	0	0	0	0	1.2	0	0	0	0	0	0	1	.000	0	0	5
Baumann, Buddy	1	0	1.93	3	1	0	0	1	0	1	1	9.1	7	2	2	0	1	4	6	.206	0	0	40
Binford, Christian	0	0	1.04	3	1	0	0	1	0	1	1	8.2	8	1	1	1	0	2	5	.258	0	2	33
Brooks, Aaron	3	0	0.75	3	3	1	1	0	0	0	0	24.0	11	2	2	1	0	3	24	.131	1	0	87
Collins, Tim	0	0	0.00	5	0	0	0	4	1	1	1	6.0	0	0	0	0	0	1	7	.000	0	0	19
Ferguson, Andy	1	0	3.18	1	1	0	0	0	0	0	0	5.2	6	2	2	0	0	1	7	.273	0	0	24
Lamb, John	0	1	10.50	2	2	0	0	0	0	0	0	6.0	7	7	7	1	0	6	3	.280	0	0	31
Marimon, Sugar Ray	1	1	1.74	2	2	0	0	0	0	0	0	10.1	8	2	2	1	0	5	8	.211	1	0	43
Mortensen, Clayton	0	1	0.00	2	0	0	0	1	0	0	0	7.1	3	1	0	0	0	3	10	.125	1	1	27
Triggs, Andrew	0	0	0.00	3	0	0	0	2	1	1	1	4.0	1	0	0	0	0	1	5	.077	0	0	14
Zimmer, Kyle	1	0	1.50	4	0	0	0	0	1	0	1	6.0	2	1	1	1	1	1	8	.111	0	0	20
TOTALS	7	3	1.72	10	10	1	3	9	3	4	5	89.0	53	18	17	5	2	27	84	.170	3	3	343

STORM CHASERS ORGANIZATION

2024 OMAHA STORM CHASERS

2023 SEASON IN REVIEW

PLAYER & COACH DATABASE

HISTORY & RECORDS

INTERNATIONAL LEAGUE

ROYALS ORGANIZATION

GENERAL INFORMATION

ALL-STAR HONORS

MID-SEASON ALL-STARS

YEAR	PLAYER	POSITION
1988	Nick Capra	OF
	Luis de los Santos	1B
1989	Ed Hearn	C
	Rick Luecken	P
	Sal Rende	Coach
1990	Pete Filson	P
	Chito Martinez	OF
	Mel Stottlemire, Jr.	P
1991	Tim Spehr	C
	Sal Rende	Manager
1992	Jeff Conine	1B
	Dennis Moeller	P
1993	Keith Brown	P
	Rick Reed	P
	Karl Rhodes	OF
	Terry Shumpert	2B
1994	Dwayne Hosey	OF
	Rico Rossy	SS
1995	Bob Milacki	P
1996	Jaime Bluma	P
	Jose Rosdado	P
	Chris Stynes	OF
1997	Yamil Benitez	OF
	Mike Jirschele	Coach
	Mark Farnsworth	Trainer
1998	Brian Barber	P
	Jeremy Giambi	OF
1999	Kit Pellow	3B
2000	Anthony Medrano	OF
	Kevin McNabb	Broadcaster
2001	Chris George	P
	Kit Pellow	1B
2002	Angel Berroa	SS
	Aaron Guiel	OF
2003	Mike Kelly	OF
	Wes Obermueller	P
2004	Calvin Pickering	DH
	Jamey Wright	P
2005	Adrian Brown	OF
2006	Chad Allen	DH
	Andres Blanco	2B/SS
	Paul Phillips	C
	Mike Jirschele	Manager
2007	Craig Brazell	DH
2008	Jason Smith	INF
2009	Lenny DiNardo	P
	Dusty Hughes	P
2010	Alex Gordon	OF
	Kila Ka'aihue	1B
2011	Johnny Giavotella	2B
	Luis Mendoza	P
	Clint Robinson	DH
2012	Ryan Verdugo	P
	Tommy Hottovy	P
	Clint Robinson	1B
	Wil Myers	OF
2013	Louis Coleman	P
	Chris Dwyer	P
2014	Paulo Orlando	OF
	Spencer Patton	P
	Francisco Pena	C
2015	John Lamb	P
	Louis Coleman	P
	Cheslor Cuthbert	3B
2016	Brooks Pounders	P
	Andrew Edwards	P
2017	Adalberto Mondesi	SS
2018	Trevor Oaks	P
	Frank Schwindel	DH
2019	Bubba Starling	OF

POST-SEASON ALL-STARS

YEAR	PLAYER	POSITION
1969	Luis Alcaraz	2B
	George Spriggs	OF
	Chris Zachary	P
1970	George Spriggs	OF
1971	Buck Martinez	C
1972	Mike Jackson	P
	Jim Wohlford	2B
1973	George Brett	3B
	Mark Littell	P
1974	Jim Foor	P
	Dennis Leonard	P
1975	Norm Angelini	RP
1976	Jerry Cram	P
	Roger Nelson	P
	Steve Patchin	C
	Steve Staggs	2B
1977	Dave Cripe	3B
	Clint Hurdle	OF
	Craig Perkins	C
	Willie Wilson	OF
1980	Ken Phelps	1B
1981	Manny Castillo	3B
	Mike Jones	P
	Jeff Schattinger	P
1982	Bombo Rivera	OF
	Bob Tufts	P
1984	Russ Stephans	C
1985	Tony Ferreira	C
	Mark Huismann	P
1986	Al Hargesheimer	P
	Kevin Seitzer	OF
1988	Luis de los Santos	1B
1989	Luis de los Santos	1B
1990	Paul Zuvella	SS
1991	Bob Buchana	P
	Tim Spehr	C
1992	Jeff Conine	1B
	Dennis Moeller	P
1993	Bob Hamelin	1B
	Karl Rhodes	OF
1994	Dwayne Hosey	OF
	Dennis Rasmussen	P
	Joe Vitiello	1B
1995	Jeff Grotewold	1B
1996	Jaime Bluma	RP
1998	Bart Evans	RP
	Jeremy Giambi	OF
	Chris Hatcher	DH
1999	Sal Fasano	C
	Kit Pellow	3B
	Mark Quinn	OF
2004	Calvin Pickering	DH
2005	Aaron Guiel	OF
2009	Lenny DiNardo	P
2011	Johnny Giavotella	2B
	Luis Mendoza	P
	Clint Robinson	DH
2012	Ryan Verdugo	P
	Wil Myers	OF
2014	Francisco Pena	C
2019	Foster Griffin	P
2021	Jackson Kowar	P
	Ryan McBroom	DH

AWARDS AND RECOGNITIONS

PLAYER AND FRONT OFFICE HONORS

YEAR	PLAYER / PERSON	AWARD
1969	Luis Alcaraz	Minor League Gold Glove Award, 2B
	Jack McKeon	A.A. Manager of the Year
	Bob Quinn	A.A. General Manager of the Year
1970	Jack McKeon	A.A. Manager of the Year
	George Spriggs	A.A. Most Valuable Player
1972	Jim Wohlford	A.A. Rookie of the Year
1973	Mark Littell	A.A. Pitcher of the Year
1975	Norm Angelini	A.A. Reliever of the Year
1977	Clint Hurdle	A.A. Rookie of the Year
1978	Rudy Kinard	Minor League Gold Glove Award, SS
1981	Manny Castillo	A.A. Most Valuable Player
	Joe Sparks	A.A. Manager of the Year
	Bill Gorman	A.A. Executive of the Year
	Cindy Kiger	A.A. Woman of the Year
1985	Mark Huismann	A.A. Pitcher of the Year
1988	Luis de los Santos	A.A. Most Valuable Player
	Tom Gordon	Minor League Player of the Year (Baseball America)
1990	Gus Cherry	A.A. Executive of the Year
	Sal Rende	A.A. Manager of the Year
		MiLB Manager of the Year (The Sporting News) Co-Sportsman of the Year (Omaha Sportscasters Assn.)
1992	Jesse Cuevas	A.A. Groundskeeper of the Year
1994	Dwayne Hosey	A.A. Most Valuable Player
	Joe Vitiello	A.A. Rookie of the Year
1995	Bill Gorman	A.A. Executive of the Year
1998	Chris Hatcher	PCL Most Valuable Player Co-Sportsman of the Year (Omaha Sportscasters Assn.)
1999	Mark Quinn	PCL Rookie of the Year
2007	Craig Brazell	Joe Baumann Home Run Award
2010	Mike Moustakas	Joe Baumann Home Run Award
2011	Luis Mendoza	PCL Pitcher of the Year PCL Playoff Most Valuable Player
	Martie Cordaro	PCL Executive of the Year
	Martie Cordaro, Alan Stein	National Executives of the Year (Ballpark Digest)
	Mike Jirschele	MiLB Mike Coolbaugh Award
2012	Wil Myers	Minor League Player of the Year (Baseball America) Topps PCL Player of the Year Triple-A All-Star Game Top Star, PCL
	Derrick Robinson	Minor League Rawlings Gold Glove Award, OF
2013	Martie Cordaro	Minor League Executive of the Year (Baseball America)
	Chris Dwyer	Triple-A National Championship MVP
2014	Aaron Brooks	PCL Playoffs Most Valuable Player
2017	Laurie Schlender	MiLB Rawlings Woman Executive of the Year
2021	Jackson Kowar	Triple-A East Pitcher of the Year Paul Splittorff Pitcher of the Year (KC)
	MJ Melendez	Joe Baumann Home Run Award Top Offensive Player (Minor League Baseball)
	Nick Pratto	Minor League Rawlings Gold Glove Award, 1B
	Bobby Witt Jr.	Minor League Player of the Year (Baseball America) Minor League Player of the Year (USA TODAY)
		Triple-A East Prospect of the Year George Brett Hitter of the Year (KC)
2022	Bobby Witt Jr.	MLB Pipeline No. 1 Overall Prospect

STORM CHASERS ORGANIZATION

2024 OMAHA STORM CHASERS

2023 SEASON IN REVIEW

PLAYER & COACH DATABASE

HISTORY & RECORDS

INTERNATIONAL LEAGUE

ROYALS ORGANIZATION

GENERAL INFORMATION

CHASERS MLB REHAB ASSIGNMENTS

HITTERS

PLAYER	INJURY	FIRST GAME	LAST GAME	AVG	G	AB	R	H	2B	3B	HR	RBI	BB	SO	SB	OBP	SLG	OPS	PA
2B Yuniesky Betancourt	Sprained right ankle	5/29/2012	5/31/2012	.625	2	8	1	5	0	0	1	2	0	0	0	.625	1.000	1.625	8
2B Chris Getz	Left ribcage contusion	6/7/2012	6/11/2012	.421	5	19	4	8	2	1	0	6	1	1	0	.450	.632	1.082	20
C Salvador Perez	March 2012 left knee surgery	6/7/2012	6/20/2012	.340	12	50	11	17	2	0	0	7	2	5	0	.365	.380	.745	53
OF Lorenzo Cain	Strained left groin	6/27/2012	7/7/2012	.321	7	28	4	9	3	0	1	6	2	4	0	.355	.536	.891	31
2B Chris Getz	Lower left leg lateral strain	6/30/2012	7/7/2012	.167	6	24	3	4	0	0	0	2	3	3	1	.259	.167	.426	27
CF Jarrod Dyson	Sprained right ankle	6/6/2013	6/21/2013	.154	15	52	8	8	2	0	0	1	3	12	5	.228	.192	.420	58
2B Chris Getz	n/a	8/5/2013	8/11/2013	.300	5	20	3	6	0	0	1	1	0	1	1	.333	.450	.783	21
OF Lorenzo Cain	Left Groin Strain	5/2/2014	5/3/2014	.000	2	7	0	0	0	0	0	0	0	0	0	.000	.000	.000	7
2B Omar Infante	Lower back disc irritation	5/23/2014	5/25/2014	.364	3	11	1	4	1	0	0	1	0	4	0	.364	.455	.819	11
3B Danny Valencia	Sprained left hand	6/17/2014	6/19/2014	.273	3	11	2	3	0	0	1	1	3	1	1	.429	.545	.974	14
1B Eric Hosmer	Right hand stress fracture	8/30/2014	8/31/2014	.300	2	10	2	3	0	0	1	3	1	3	0	.364	.600	.964	11
C Erik Kratz	Left foot injury	5/21/2015	6/9/2015	.214	15	56	7	12	2	0	4	12	5	9	0	.274	.464	.738	62
RF Alex Rios	Left hand fracture	5/25/2015	5/28/2015	.176	4	17	2	3	1	0	1	2	0	4	0	.176	.412	.588	17
OF Alex Gordon	Strained left groin muscle	8/23/2015	8/30/2015	.429	8	28	6	12	2	1	5	8	6	0	0	.568	.607	1.175	37
OF Jarrod Dyson	Right oblique strain	4/9/2016	4/17/2016	.318	7	22	7	7	0	0	0	1	4	4	4	.464	.318	.782	29
CF Brett Eibner	Left ankle sprain	6/9/2016	6/15/2016	.167	6	24	1	4	3	0	1	3	1	6	0	.200	.417	.617	25
LF Alex Gordon	Right Wrist Scaphoid Fracture	6/23/2016	6/24/2016	.429	2	7	0	3	0	0	0	3	3	2	0	.600	.429	1.029	10
CF Lorenzo Cain	Left hamstring strain	7/27/2016	7/28/2016	.375	2	8	0	3	0	0	0	0	1	0	1	.375	.375	.750	8
OF Jorge Soler	Strained left oblique	4/21/2017	5/4/2017	.308	11	39	3	12	0	0	3	7	5	9	0	.400	.538	.938	45
3B Hunter Dozier	Strained left oblique	5/29/2017	5/30/2017	.200	2	5	1	1	1	0	0	1	1	3	0	.375	.400	.775	8
3B Cheslor Cuthbert	Left wrist sprain	7/17/2017	7/25/2017	.212	9	33	5	7	1	1	1	3	6	5	0	.350	.394	.744	40
3B Cheslor Cuthbert	Left wrist sprain	8/1/2017	8/7/2017	.346	6	26	5	9	2	0	3	6	1	6	0	.357	.769	1.126	28
RF Paulo Orlando	Left tibia fracture	8/12/2017	8/22/2017	.379	8	29	6	11	3	0	1	6	3	4	1	.455	.586	1.041	33
C Salvador Perez	Left knee sprain	4/19/2018	4/22/2018	.400	4	15	3	6	2	0	1	3	0	0	0	.400	.733	1.133	15
LF Alex Gordon	Left hip labral tear	4/20/2018	4/22/2018	.222	3	9	2	2	1	0	0	2	2	2	0	.364	.333	.697	11
OF Jorge Bonifacio	n/a	6/13/2018	6/27/2018	.392	13	51	11	20	5	1	0	9	7	12	0	.466	.529	.995	58
1B Lucas Duda	Right foot plantar fasciitis	6/18/2018	6/22/2018	.313	4	16	5	5	1	0	2	7	2	5	0	.389	.750	1.139	18
3B Cheslor Cuthbert	Lower back strain	6/29/2018	7/6/2018	.235	6	17	2	4	1	0	1	4	1	5	0	.263	.471	.734	19
CF Brian Goodwin	Left groin strain	8/16/2018	8/28/2018	.225	10	40	6	9	4	0	2	9	4	11	0	.295	.475	.770	44
RF Jorge Soler	Left toe fracture	8/27/2018	8/28/2018	.250	2	8	0	2	0	0	0	1	2	6	0	.400	.250	.650	10
1B Lucas Duda	Lumbar strain	5/28/2019	6/10/2019	.286	12	42	6	12	3	0	1	4	13	0	0	.348	.429	.777	46
SS Adalberto Mondesi	Left shoulder subluxation	8/20/2019	8/30/2019	.242	9	35	5	8	1	1	1	3	4	13	2	.324	.424	.748	37
SS Adalberto Mondesi	Strained right oblique	5/21/2021	5/23/2021	.214	3	14	2	3	1	0	0	0	5	2	2	.214	.286	.500	14
1B Hunter Dozier	Concussion	5/22/2021	5/26/2021	.167	4	18	1	3	2	0	0	3	0	5	0	.167	.278	.445	18
C Cam Gallagher	Right shoulder impingement syndrome	7/8/2021	7/15/2021	.200	5	20	2	4	0	0	1	2	3	3	0	.304	.350	.654	23
SS Adalberto Mondesi	Strained left oblique	8/3/2021	8/29/2021	.200	11	35	6	7	0	0	2	2	8	3	0	.243	.371	.614	37
3B Emmanuel Rivera	Left hamate break	8/3/2021	n/a	.400	1	5	1	2	0	0	1	2	0	2	1	.400	1.000	1.400	5
C Cam Gallagher	Left knee inflammation	9/17/2021	9/19/2021	.286	2	7	2	2	0	0	0	1	2	1	0	.444	.286	.730	9
C Cam Gallagher	Left hamstring strain	5/31/2022	6/18/2022	.182	10	33	3	6	1	0	2	5	3	12	0	.250	.394	.644	36
CF Michael A. Taylor	n/a	6/1/2022	6/2/2022	.250	2	8	1	2	0	0	0	2	1	2	0	.333	.250	.583	9
RF Edward Olivares	Right quad strain	6/10/2022	6/23/2022	.212	9	33	6	7	2	0	1	2	6	3	0	.333	.364	.697	39
C Salvador Perez	Left thumb surgery	7/26/2022	7/28/2022	.500	3	8	1	4	0	0	0	1	3	0	0	.556	.625	1.181	9
RF Edward Olivares	Left quad strain	8/30/2022	9/15/2022	.311	12	45	7	14	5	0	0	9	2	11	2	.340	.422	.762	47
1B Vinnie Pasquantino	Right shoulder discomfort	9/3/2022	9/7/2022	.214	4	14	1	3	1	0	0	3	3	3	0	.353	.286	.639	17
OF Drew Waters	Left oblique strain	5/9/2023	5/24/2023	.327	13	52	12	17	6	2	2	6	6	13	2	.397	.635	1.032	58
SS Nicky Lopez	Appendicitis	5/16/2023	5/20/2023	.300	3	10	1	3	1	0	0	1	3	1	1	.462	.400	.862	13
OF Kyle Isbel	Left hamstring strain	6/13/2023	6/25/2023	.290	9	31	7	9	2	0	2	6	6	6	0	.405	.548	.953	37
2B Michael Massey	Left hand laceration	6/30/2023	7/3/2023	.182	3	11	2	1	0	0	0	1	3	0	0	.250	.273	.523	12
1B Matt Beaty	Concussion	7/19/2023	7/30/2023	.250	6	20	1	5	0	0	1	2	0	0	0	.348	.400	.748	23
1B Nick Pratto	Left groin strain	8/17/2023	8/22/2023	.200	5	15	3	3	0	0	0	1	4	9	0	.368	.200	.568	19
1B Nick Pratto	Left groin strain	8/30/2023	9/6/2023	.222	7	27	4	6	1	0	2	8	3	11	0	.323	.481	.804	31

CHASERS MLB REHAB ASSIGNMENTS

PITCHERS

PLAYER	INJURY	FIRST GAME	LAST GAME	W	L	ERA	G	GS	IP	H	R	ER	HR	HR	BB	S	WHIP	AVG	NP-S
RHP Robinson Tejeda	Right shoulder inflammation	5/6/2011	5/14/2011	0	0	0.00	5	0	6.0	5	1	0	0	0	2	6	1.17	.227	85-54
LHP Bruce Chen	Left lat strain	6/13/2011	6/18/2011	0	0	6.00	2	2	9.0	11	6	6	3	1	1	8	1.33	.297	153-104
RHP Kyle Davies	Right rotator cuff inflammation	6/13/2011	6/25/2011	1	1	0.75	2	1	12.0	8	3	1	0	0	0	14	0.67	.182	171-114
RHP Sean O'Sullivan	n/a	6/22/2011	7/2/2011	1	1	3.65	3	3	12.1	11	5	5	1	0	4	10	1.22	.239	207-138
LHP Jonathan Sanchez	Left biceps tendinitis	5/29/2012	6/8/2012	1	1	6.75	3	3	13.1	14	10	10	5	1	7	13	1.58	.264	225-133
LHP Everett Teaford	n/a	6/7/2012	6/21/2012	2	0	1.13	4	3	16.0	11	2	2	1	1	3	11	0.88	.196	217-137
LHP Danny Duffy	June 2012 Tommy John surgery	6/8/2013	6/20/2013	0	0	9.60	4	3	15.0	18	16	16	2	2	11	16	1.93	.300	289-175
RHP Felipe Paulino	July 2012 Tommy John surgery	8/8/2013	8/28/2013	0	3	8.24	5	3	19.2	30	21	18	2	2	11	18	2.08	.353	387-243
LHP Tim Collins	Left elbow strain	4/25/2014	5/1/2014	0	0	0.00	3	1	4.0	0	0	0	0	1	1	10	0.25	.000	63-39
LHP Francisley Bueno	Sprained left middle finger	5/3/2014	5/29/2014	0	2	5.52	9	3	14.2	14	10	9	1	2	4	17	1.23	.250	231-142
LHP Bruce Chen	Bulging disc in back	6/8/2014	6/18/2014	0	1	8.76	3	3	12.1	21	12	12	1	0	3	13	1.95	.396	213-139
RHP Luke Hochevar	March 2014 Tommy John surgery	4/9/2015	5/5/2015	0	1	7.84	9	4	10.1	16	9	9	2	0	8	10	2.32	.364	204-123
LHP Danny Duffy	Left biceps tendinitis	6/9/2015	6/17/2015	0	0	2.25	3	3	8.0	5	3	2	1	1	1	10	0.75	.172	118-74
RHP Yordano Ventura	Right ulnar nerve inflammation	6/26/2015	7/1/2015	0	2	3.86	2	2	9.1	6	4	4	1	1	6	9	1.29	.194	154-88
RHP Kris Medlen	n/a	6/29/2015	7/10/2015	1	0	3.86	2	2	11.2	13	5	5	4	1	1	9	1.20	.283	170-112
LHP Mike Minor	Left labrum surgery	5/20/2016	5/30/2016	0	2	9.20	3	3	14.2	21	15	15	3	0	6	14	1.84	.350	247-158
RHP Kris Medlen	Right rotator cuff inflammation	6/25/2016	7/5/2016	0	1	4.85	3	3	13.0	13	8	7	5	0	5	12	1.38	.250	206-132
LHP Mike Minor	Left labrum surgery	7/28/2016	8/19/2016	0	2	4.05	5	5	20.0	17	10	9	4	0	11	19	1.40	.233	343-215
RHP Kris Medlen	Right shoulder sprain	8/20/2016	9/2/2016	0	2	16.20	5	2	6.2	12	12	12	4	1	2	6	2.10	.375	128-80
LHP Jason Vargas	Left ulnar collateral ligament tear	8/22/2016	9/1/2016	0	2	5.93	3	3	13.2	16	9	9	3	0	1	18	1.24	.291	224-149
RHP Wade Davis	Right flexor strain	8/27/2016	8/30/2016	0	0	0.00	2	0	2.0	2	0	0	0	0	3	1.00	.286	26-20	
LHP Scott Alexander	Right hamstring strain	5/26/2017	6/6/2017	1	0	6.35	0	0	5.2	8	4	4	1	0	2	3	1.76	.333	92-60
LHP Brian Flynn	Stable lumbar vertebral fracture	5/27/2017	6/22/2017	3	1	10.95	9	0	12.1	28	17	15	5	1	2	14	2.43	.444	239-160
LHP Danny Duffy	Strained right oblique	6/24/2017	6/29/2017	0	1	3.68	2	2	7.1	6	3	3	1	0	1	8	0.95	.214	114-7
RHP Justin Grimm	Lower back stiffness	5/14/2018	6/10/2018	1	1	8.68	9	0	9.1	15	9	9	0	0	6	13	2.25	.366	192-114
RHP Blaine Boyer	Right lower back strain	8/1/2018	8/10/2018	1	0	1.59	5	0	5.2	7	1	1	1	0	2	5	1.59	.304	105-64
LHP Eric Skoglund	Left UCL sprain	8/2/2018	9/1/2018	0	1	4.32	2	2	8.1	8	4	4	2	0	6	0.96	.250	112-76	
RHP Jesse Hahn	Right ulnar collateral ligament sprain	8/7/2018		0	0	0.00	1	0	0.2	1	0	0	0	0	2	1.50	.333	17-10	
RHP Ian Kennedy	Left oblique strain	8/29/2018		0	1	7.36	1	1	3.2	4	3	3	0	0	1	2	1.36	.286	60-39
LHP Brian Flynn	Left UCL sprain	4/24/2019	5/19/2019	2	2	3.57	6	2	22.2	22	10	9	3	0	11	18	1.46	.250	378-233
LHP Eric Skoglund	n/a	6/22/2019		0	0	9.00	1	1	5.0	6	5	5	2	0	3	4	1.80	.316	90-49
RHP Kyle Zimmer	Left trapezius strain	5/12/2021	5/15/2021	1	0	0.00	2	0	2.2	2	0	0	0	0	2	4	1.50	.222	49-29
RHP Jesse Hahn	Right shoulder impingement syndrome	5/13/2021	5/19/2021	0	0	5.40	3	1	1.2	1	1	1	0	2	1	2	1.20	.167	39-19
RHP Brady Singer	Right shoulder fatigue	7/30/2021	8/4/2021	0	2	13.50	2	2	4.2	8	7	7	1	1	1	2	1.93	.400	93-58
RHP Kyle Zimmer	Neck/trap spasms	8/11/2021	8/22/2021	0	1	4.26	6	0	6.1	5	3	3	0	0	2	7	1.11	.217	103-64
RHP Ronald Bolanos	Right forearm strain	9/3/2021	9/8/2021	0	1	6.00	2	2	9.0	9	6	6	4	1	3	8	1.33	.273	149-84
LHP Amir Garrett	n/a	6/8/2022	6/10/2022	0	0	0.00	2	0	2.0	0	0	0	0	0	0	1	0.00	.000	25-17
RHP Zack Greinke	Right flexor strain	6/12/2022	6/18/2022	2	0	2.25	2	2	12.0	7	3	3	1	0	1	8	0.67	.171	119-84
RHP Joel Payamps	n/a	6/24/2022	6/29/2022	0	0	6.23	3	0	4.1	5	3	3	0	0	1	6	1.38	.263	76-50
LHP Daniel Lynch	Left index finger blister	7/6/2022		0	0	6.00	1	1	3.0	5	2	2	0	0	3	2	2.67	.385	63-31
RHP Josh Staumont	Neck strain	7/10/2022	7/12/2022	0	0	0.00	2	0	2.0	1	0	0	0	0	1	4	1.00	.143	35-2
RHP Jonathan Heasley	Right shoulder tendinitis	7/24/2022		0	1	2.70	1	1	3.1	6	4	1	1	0	0	3	1.80	.400	60-40
LHP Daniel Lynch	Blister	7/26/2022		0	0	3.86	1	1	4.0	2	1	1	0	0	0	6	1.43	.259	54-36
LHP Angel Zerpa	Right knee injury	9/10/2022	9/27/2022	0	0	0.00	5	5	6.2	0	0	0	0	0	4	0	0.60	.000	101-58
RHP Taylor Clarke	Left oblique strain	9/26/2022		0	0	0.00	1	0	1.0	1	0	0	0	0	0	1	1.00	.250	21-13
LHP Daniel Lynch	Left rotator cuff strain	6/7/2023	5/23/2023	2	0	3.50	4	4	18.0	19	7	7	3	0	3	18	1.22	.264	291-197
LHP Amir Garrett	Left elbow valgus extension overload	6/22/2023	6/28/2023	0	0	10.13	3	0	2.2	3	3	3	1	0	5	2	3.00	.273	67-33
LHP Ryan Yarbrough	Head fractures	6/24/2023	7/4/2023	0	1	1.23	3	3	14.2	9	2	2	1	0	2	18	0.75	.176	222-146
LHP Angel Zerpa	Left shoulder tendinopathy	6/28/2023	7/9/2023	0	1	3.95	3	3	13.2	14	6	6	2	0	6	15	1.46	.264	221-139
RHP Brad Keller	Right shoulder impingement syndrome	6/28/2023	7/25/2023	0	3	15.00	9	2	9.0	11	17	15	1	1	21	5	3.56	.324	250-120
LHP Daniel Lynch IV	Left rotator cuff strain	9/21/2023		0	0	0.00	1	1	2.0	1	0	0	0	0	1	0	1.00	.167	22-11

STORM CHASERS ORGANIZATION

2024 OMAHA STORM CHASERS

2023 SEASON IN REVIEW

PLAYER & COACH DATABASE

HISTORY & RECORDS

INTERNATIONAL LEAGUE

ROYALS ORGANIZATION

GENERAL INFORMATION

OMAHA OPENING DAY LINEUPS

1969

1.	Lee Green	CF
2.	Luis Alcares	3B
3.	Dennis Paepke	1B
4.	Dave Nicholson	LF
5.	Paul Schaal	SS
6.	Fred Rico	RF
7.	Larry Osborne	DH
8.	Fran Healy	C
9.	Rich Severson	2B

1970

1.	Scott Northey	CF
2.	Lee Green	LF
3.	Fran Healy	C
4.	Billy Sorrell	3B
5.	Chuck Harrison	1B
6.	Fred Rico	RF
7.	Juan Rios	SS
8.	Steve McMillan	2B
9.	Chris Zachary	P

1971

1.	John Matias	CF
2.	Bobby Floyd	2B
3.	Billy Sorrell	RF
4.	Chuck Harrison	1B
5.	Tom Matchick	SS
6.	Jay Ward	3B
7.	Ken Huebner	LF
8.	John Sullivan	C
9.	Monty Montgomery	P

1972

1.	Keith Marshall	CF
2.	Jim Wohlford	2B
3.	Carl Taylor	RF
4.	Gary Sanserino	LF
5.	Buck Martinez	C
6.	Dan Haynes	1B
7.	Jose Martinez	3B
8.	Rich Severson	SS
9.	Mike Jackson	P

1973

1.	Frank White	2B
2.	Jose Arcia	SS
3.	Tom Poquette	RF
4.	Jim Wohlford	CF
5.	Gary Sanserino	1B
6.	Jim Clark	LF
7.	George Brett	3B
8.	Buck Martinez	C
9.	Monty Montgomery	P

1974

1.	Keith Marshall	LF
2.	Rocky Craig	CF
3.	Tom Poquette	RF
4.	Frank Ortenzio	1B
5.	George Brett	3B
6.	Jim Clark	DH
7.	Dennis Paepke	C
8.	Harold Hunter	2B
9.	Jose Arcia	SS
SP.	Dennis Leonard	

1975

1.	U L Washington	SS
2.	Mark Williams	CF
3.	Jamie Quirk	3B
4.	Frank Ortenzio	1B
5.	Gary Martz	DH
6.	Ruppert Jones	LF
7.	Craig Perkins	C
8.	Steve Staggs	2B
9.	Keith Marshall	LF
SP.	Dennis Leonard	

1976

1.	U L Washington	SS
2.	Sheldon Mallory	RF
3.	Ruppert Jones	CF
4.	Frank Ortenzio	1B
5.	Gary Martz	LF
6.	John Wathan	C
7.	Bill Sudakis	3B
8.	Steve Staggs	2B
9.	Tom Bruno	P

1977

1.	U L Washington	SS
2.	Dave Cripe	3B
3.	Joe Lahoud	LF
4.	Gary Martz	1B
5.	Clint Hurdle	RF
6.	Willie Wilson	SS
7.	Steve Patchin	C
8.	Rudy Kinard	2B
9.	Dave Hasbach	P

1978

1.	German Barranca	2B
2.	Darrel Parker	LF
3.	Dave Cripe	3B
4.	Randy Bass	1B
5.	Craig Perkins	DH
6.	Jim Nettles	RF
7.	Luis Silverio	CF
8.	Jim Gaudet	C
9.	Mike Denevi	SS
SP.	Rich Gale	

1979

1.	Tim Ireland	2B
2.	Dave Cripe	3B
3.	Jim Nettles	LF
4.	Kevin Gillen	RF
5.	Darrel Parker	DH
6.	Todd Cruz	SS
7.	Ken Phelps	3B
8.	Jim Gaudet	C
9.	Bob Detherage	CF
SP.	Bill Paschall	

1980

1.	German Barranca	LF
2.	Manny Castillo	3B
3.	Ken Phelps	1B
4.	Luis Silverio	DH
5.	Leon Brown	CF
6.	Dave Augustine	RF
7.	Keith Drumright	2B
8.	Kelly Heath	SS
9.	Dave Hogg	C
SP.	Ken Cvejdik	

1981

1.	Dan Garcia	RF
2.	Kelly Heath	2B
3.	Manny Castillo	3B
4.	Bombo Rivera	DH
5.	Onix Concepcion	SS
6.	Ron Johnson	1B
7.	Darryl Motley	LF
8.	Pat Sheridan	CF
9.	Greg Keatley	C
SP.	Dan Fischer	

1982

1.	Pat Sheridan	CF
2.	Mark Ryal	RF
3.	Don Slaughter	C
4.	Darryl Motley	LF
5.	Bombo Rivera	DH
6.	Dave Edler	3B
7.	Ron Johnson	1B
8.	Brad Wellman	2B
9.	Buddy Biancalana	SS
SP.	Keith Creel	

1983

1.	Pat Sheridan	CF
2.	Buddy Biancalana	SS
3.	Mark Ryal	LF
4.	Bombo Rivera	DH
5.	Mark Funderburk	1B
6.	Mike Brewer	RF
7.	Cliff Pastornicky	2B
8.	Russ Stephans	C
9.	Kelly Heath	2B
SP.	Derek Botelho	

1984

1.	Rondin Johnson	2B
2.	Steve Hammond	DH
3.	John Morris	CF
4.	Mike Brewer	RF
5.	Dave Leeper	LF
6.	Mark Ryal	1B
7.	Cliff Pastornicky	3B
8.	Russ Stephans	C
9.	Jim Scranton	SS
SP.	Charlie Leibrandt	

1985

1.	Rondin Johnson	2B
2.	John Morris	CF
3.	Butch Davis	DH
4.	Dave Leeper	LF
5.	Pat Putnam	1B
6.	Mike Kingery	RF
7.	Bill Pecota	3B
8.	Brian Poldberg	C
9.	Jim Scranton	SS
SP.	Mike Griffin	

1986

1.	Dwight Taylor	CF
2.	Bill Pecota	3B
3.	Mike Kingery	LF
4.	Mike Brewer	RF
5.	Jeff Schulz	DH
6.	Joe Citari	1B
7.	Bill Hayes	C
8.	Mike Miller	2B
9.	Jim Scranton	SS
SP.	Scott Bankhead	

OMAHA OPENING DAY LINEUPS

1987

1.	Rondin Johnson	2B
2.	Bill Pecota	SS
3.	Chito Martinez	LF
4.	Scotti Madison	1B
5.	Jeff Schulz	DH
6.	Van Snider	RF
7.	Luis de los Santos	3B
8.	Mike MacFarlane	C
9.	Gary Thurman	CF
SP.	Bill Swaggerty	

1988

1.	Gary Thurman	LF
2.	Rondin Johnson	2B
3.	Luis de los Santos	DH
4.	Joe Citari	1B
5.	Nick Capra	RF
6.	Joe Castro	3B
7.	Dave Owen	SS
8.	Larry Owen	C
9.	Mike Loggins	CF
SP.	Rich Anderson	

April 5, 1989 @ Denver

7-1 Loss

1.	Nick Capra	LF
2.	Mike Mesh	SS
3.	Luis de los Santos	1B
4.	Nick Castaneda	DH
5.	Jeff Schulz	RF
6.	Ed Hearn	C
7.	Jose Castro	3B
8.	Mike Loggins	CF
9.	Terry Shumpert	2B
SP.	Kevin Appier	

April 6, 1990 vs. Nashville

8-6 WIN

1.	Terry Shumpert	2B
2.	Thad Reece	3B
3.	Chito Martinez	RF
4.	Bob Hamelin	1B
5.	Russ Morman	DH
6.	Harvey Pulliam	LF
7.	Tim Spehr	C
8.	Bobby Meacham	SS
9.	Mike Loggins	CF
SP.	Pete Filson	

April 10, 1991 @ Nashville

2-1 Loss

1.	Bobby Moore	CF
2.	Paul Zuvella	SS
3.	Sean Berry	3B
4.	Bob Hamelin	DH
5.	Jeff Conine	1B
6.	Harvey Pulliam	LF
7.	Jacob Brumfield	RF
8.	Frank Laureano	2B
9.	Tim Spehr	C
SP.	Mike Magnante	

April 9, 1992 @ Indianapolis

4-2 Loss

1.	Kevin Long	RF
2.	Jose Mota	2B
3.	Harvey Pulliam	LF
4.	Luis Medina	DH
5.	Jeff Conine	1B
6.	Sean Berry	3B
7.	Tim Spehr	C
8.	Kevin Koslowski	CF
9.	Rico Rossy	SS
SP.	Mark Huisman	

April 8, 1993 @ Buffalo

8-1 Loss

1.	Kevin Long	LF
2.	Mike Kingery	RF
3.	Dan Rohrmeier	DH
4.	Bob Hamelin	1B
5.	Russ McGinnis	3B
6.	Kevin Koslowski	CF
7.	Nelson Santovenia	C
8.	Terry Shumpert	2B
9.	David Howard	SS
SP.	Chris Haney	

April 7, 1994 vs. Indianapolis

4-2 Loss

1.	Jose Mota	2B
2.	Rico Rossy	SS
3.	Russ McGinnis	C
4.	Glenn Davis	DH
5.	Michael Tucker	LF
6.	Joe Vitiello	1B
7.	Phil Hiatt	RF
8.	Joe Randa	3B
9.	Les Norman	CF
SP.	Paul Abbott	

April 6, 1995 vs. Iowa

8-7 WIN (10)

1.	J.T. Bruett	CF
2.	Steve Sisco	2B
3.	Michael Tucker	LF
4.	Jeff Grotewold	1B
5.	Keith Hughes	RF
6.	Keith Miller	DH
7.	Henry Mercedes	C
8.	Gary Green	SS
9.	Keith Lockhart	3B
SP.	Dennis Rasmussen	

April 4, 1996 @ Iowa

5-3 Loss

1.	Felix Martinez	SS
2.	Roderick Myers	CF
3.	Chris Stynes	LF
4.	Jeff Grotewold	1B
5.	Kevin Young	3B
6.	Scooter Tucker	CF
7.	Andy Stewart	DH
8.	Ramon Martinez	2B
9.	Darren Burton	RF
SP.	Melvin Bunch	

1997

1.	Felix Martinez	SS
2.	Chris Stynes	DH
3.	Jon Nunnally	CF
4.	Yamil Benitez	LF
5.	Larry Sutton	1B
6.	Ryan Long	RF
7.	Sal Fasano	C
8.	Mendy Lopez	3B
9.	Jed Hansen	2B
SP.	Jim Pittsley	

1998 (DH GAME 1)

1.	Terry Bradshaw	CF
2.	Scott Leius	DH
3.	Jeremy Giambi	LF
4.	Chris Hatcher	RF
5.	Luis Ortiz	3B
6.	Carlos Mendez	1B
7.	Orlando Miller	2B
8.	Joe Kmak	C
9.	Mendy Lopez	SS
SP.	Brian Barber	

April 8, 1999 @ Las Vegas

3-2 Loss

1.	Ray Holbert	SS
2.	Les Norman	RF
3.	Mark Quinn	LF
4.	Joe Vitiello	1B
5.	Sal Fasano	C
6.	Carlos Mendez	DH
7.	Steve Gibraltier	CF
8.	Kit Pelow	3B
9.	Jed Hansen	2B
SP.	Dan Reichert	

April 6, 2000 vs. Nashville

10-5 Loss

1.	Goefrey Tomlinson	CF
2.	Anthony Medrano	SS
3.	Dee Brown	LF
4.	Kit Pelow	1B
5.	Kevin Orije	3B
6.	Jorge Fabregas	RF
7.	Les Norman	C
8.	Emiliano Escandon	DH
9.	Alejandro Prieto	2B
SP.	Brett Laxton	

April 5, 2001 @ Sacramento

6-1 Loss

1.	Jeff Berblinger	DH
2.	Craig Wilson	3B
3.	Jon Nunnally	LE
4.	Kit Pelow	1B
5.	Trinidad Hubbard	CF
6.	Aaron Guiel	RE
7.	Melvin Rosario	C
8.	Wilson Delgado	2B
9.	Nick Ortiz	SS
SP.	Chad Durbin	

April 4, 2002 vs. Tacoma

6-2 WIN

1.	Donzell McDonald	CF
2.	Angel Berroa	SS
3.	Aaron Guiel	RF
4.	Kit Pelow	3B
5.	Dee Brown	LF
6.	Ken Harvey	1B
7.	Jon Nunnally	DH
8.	Danny Ardoin	C
9.	Joe Espada	2B
SP.	Chris George	

April 3, 2003 @ New Orleans

4-3 WIN

1.	Luis Ordaz	SS
2.	Julius Matos	2B
3.	Aaron Guiel	RF
4.	Morgan Burkhardt	1B
5.	Jarrod Patterson	3B
6.	Benny Agbayani	DH
7.	Alexis Gomez	CF
8.	Mike Kelly	LF
9.	Fernando Lunar	C
SP.	Shawn Sedlacek	

April 8, 2004 vs. Oklahoma

6-4 Loss

1.	David DeJesus	CF
2.	Wilton Guerrero	2B
3.	Jarrod Patterson	DH
4.	Rick Short	3B
5.	Calvin Pickering	1B
6.	Byron Gettis	RF
7.	Alexis Gomez	LF
8.	Alberto Castillo	C
9.	Gookie Dawkins	SS
SP.	Brad Voyles	

STORM CHASERS ORGANIZATION

2024 OMAHA STORM CHASERS

2023 SEASON IN REVIEW

PLAYER & COACH DATABASE

HISTORY & RECORDS

INTERNATIONAL LEAGUE

ROYALS ORGANIZATION

GENERAL INFORMATION

OMAHA OPENING DAY LINEUPS

April 7, 2005 @ Round Rock

4-1 WIN

1.	Adrian Brown	CF
2.	Joe McEwing	3B
3.	Aaron Guiel	RF
4.	Ken Harvey	1B
5.	Matt Diaz	LF
6.	Paul Phillips	C
7.	Luis Ugueto	2B
8.	Chad Santos	DH
9.	Andres Blanco	SS
SP.	Jimmy Gobble	

April 7, 2006 vs. Nashville

5-3 WIN

1.	Kerry Robinson	CF
2.	Ruben Gotay	2B
3.	Aaron Guiel	RF
4.	Chad Allen	DH
5.	Chip Ambres	LF
6.	Paul Phillips	C
7.	Justin Huber	1B
8.	Mike Aviles	3B
9.	Andres Blanco	SS
SP.	Bobby Keppel	

April 5, 2007 @ Albuquerque

9-3 Loss

1.	Joey Gathright	CF
2.	Angel Berroa	SS
3.	Billy Butler	LF
4.	Shane Costa	DH
5.	Justin Huber	1B
6.	Mitch Maier	RF
7.	Mike Aviles	3B
8.	Paul Phillips	C
9.	Andres Blanco	2B
SP.	Brian Bannister	

April 4, 2008 vs. Albuquerque

7-6 Loss

1.	Mitch Maier	CF
2.	Mike Aviles	2B
3.	Shane Costa	RF
4.	Ryan Shealy	1B
5.	Damon Hollins	DH
6.	Jason Smith	3B
7.	Angel Berroa	SS
8.	Chris Lubanski	LF
9.	Ken Huckabay	C
SP.	Luke Hochevar	

April 9, 2009 @ Albuquerque

14-8 Loss

1.	Mitch Maier	CF
2.	Tommy Murphy	3B
3.	Shane Costa	RF
4.	Kila Ka'aihue	1B
5.	Ryan Shealy	DH
6.	Chris Lubanski	LF
7.	J.R. House	C
8.	Tug Hulet	2B
9.	Luis Hernandez	SS
SP.	Brian Bannister	

April 8, 2010 vs. Memphis

6-4 WIN

1.	Irving Falú	SS
2.	Marc Maddox	2B
3.	Wilson Betemit	3B
4.	Kila Ka'aihue	1B
5.	David Lough	CF
6.	Jordan Parraz	RF
7.	Scott Thorman	DH
8.	Buck Coats	LF
9.	Edwin Bellorin	C
SP.	Gaby Hernandez	

April 7, 2011 @ Albuquerque

10-5 Loss

1.	Lance Zawadzki	SS
2.	David Lough	RF
3.	Eric Hosmer	1B
4.	Mike Moustakas	3B
5.	Johnny Giavotella	2B
6.	Clint Robinson	DH
7.	Grégor Blanco	LF
8.	Manny Piña	C
9.	Paulo Orlando	CF
SP.	Mike Montgomery	

April 5, 2012 vs. Albuquerque

8-4 WIN

1.	Jarrod Dyson	CF
2.	Derrick Robinson	LF
3.	Johnny Giavotella	2B
4.	Clint Robinson	1B
5.	Kevin Kouzmanoff	3B
6.	David Lough	RF
7.	Max Ramírez	DH
8.	Tony Abreu	SS
9.	Cody Clark	C
SP.	Will Smith	

April 4, 2013 @ Round Rock

3-1 Loss

1.	David Lough	LF
2.	Christian Colón	SS
3.	Johnny Giavotella	2B
4.	Max Ramírez	DH
5.	Xavier Nady	1B
6.	Adam Moore	C
7.	Irving Falú	3B
8.	Willy Taveras	RF
9.	Paulo Orlando	CF
SP.	Will Smith	

April 4, 2014 vs. Nashville

4-2 Loss

1.	Brett Eibner	CF
2.	Christian Colón	2B
3.	Johnny Giavotella	3B
4.	Jimmy Paredes	RF
5.	Brian Fletcher	DH
6.	Matt Fields	1B
7.	Jason Donald	SS
8.	Francisco Peña	C
9.	Paulo Orlando	LF
SP.	Chris Dwyer	

April 9, 2015 @ New Orleans

10-6 WIN (10)

1.	Whit Merrifield	LF
2.	Ramón Torres	CF
3.	Brett Eibner	RF
4.	Moisés Sierra	DH
5.	Cheslor Cuthbert	3B
6.	Matt Fields	1B
7.	Orlando Calixte	SS
8.	Francisco Peña	C
9.	Ryan Jackson	2B
SP.	Aaron Brooks	

April 7, 2016 vs. New Orleans

6-3 Loss

1.	Whit Merrifield	2B
2.	Brett Eibner	CF
3.	Cheslor Cuthbert	3B
4.	José Martínez	LF
5.	Balbino Fuenmayor	1B
6.	Jorge Bonifacio	RF
7.	Travis Snider	DH
8.	Tony Cruz	C
9.	Clint Barmes	SS
SP.	Miguel Almonte	

April 6, 2017 @ Colorado Springs

2-1 Loss

1.	Billy Burns	LF
2.	Ramón Torres	SS
3.	Whit Merrifield	3B
4.	Peter O'Brien	DH
5.	Jorge Bonifacio	RF
6.	Ryan O'Hearn	1B
7.	Bubba Starling	CF
8.	Cam Gallagher	C
9.	Corey Toups	2B
SP.	Jonathan Dzedzic	

April 5, 2018 vs. Colorado Springs

3-1 Loss (G1)

1.	Ramón Torres	SS
2.	Billy Burns	CF
3.	Hunter Dozier	3B
4.	Ryan O'Hearn	1B
5.	Frank Schwindel	DH
6.	Tyler Collins	RF
7.	Logan Moon	LF
8.	Humberto Arteaga	2B
9.	Nick Dini	C
SP.	Jonathan Dzedzic	

April 4, 2019 @ Memphis

9-2 Loss

1.	Erick Mejia	CF
2.	Nicky Lopez	SS
3.	Jorge Bonifacio	LF
4.	Cheslor Cuthbert	1B
5.	Kelvin Gutiérrez	3B
6.	Humberto Arteaga	2B
7.	Elier Hernandez	DH
8.	Brett Phillips	RF
9.	Nick Dini	C
SP.	Heath Fillmyer	

May 4, 2021 vs. St. Paul

8-2 WIN

1.	Edward Olivares	CF
2.	Kyle Isbel	RF
3.	Emmanuel Rivera	3B
4.	Ryan McBroom	DH
5.	Kelvin Gutiérrez	1B
6.	Gabriel Cancel	2B
7.	Meibrys Viloria	C
8.	Erick Mejia	SS
9.	Anderson Miller	LF
SP.	Jackson Kowar	

April 4, 2022 @ Indianapolis

4-1 WIN

1.	Clay Dungan	2B
2.	Nick Pratto	1B
3.	MJ Melendez	3B
4.	Vinnie Pasquantino	DH
5.	Brewer Hicklen	RF
6.	Gabriel Cancel	CF
7.	JaCoby Jones	3B
8.	Dairon Blanco	LF
9.	Iván Castillo	SS
SP.	Ronald Bolaños	

March 31 @ Indianapolis

8-6 WIN

1.	Samad Taylor (2B)
2.	Maikel Garcia (SS)
3.	Nick Pratto (1B)
4.	Tyler Gentry (RF)
5.	CJ Alexander (DH)
6.	Nick Loftin (3B)
7.	Freddy Fermin (C)
8.	Dairon Blanco (CF)
9.	Tucker Bradley (LF)
SP.	Mike Mayers

STORM CHASERS LOGOS

OFFICIAL PRIMARY LOGO



OFFICIAL HOME JERSEY LETTERING



OFFICIAL ROAD JERSEY LETTERING



CAP AND ALTERNATE LOGOS



BALLPARK LOGO



SEASON / ANNIVERSARY LOGOS



CHAMPIONSHIP LOGOS



ALL-STAR GAME LOGOS



HISTORIC OMAHA FRANCHISE LOGOS



STORM CHASERS ORGANIZATION

2024 OMAHA STORM CHASERS

2023 SEASON IN REVIEW

PLAYER & COACH DATABASE

HISTORY & RECORDS

INTERNATIONAL LEAGUE

ROYALS ORGANIZATION

GENERAL INFORMATION

STORM CHASERS UNIFORMS

HOME UNIFORM



ROAD UNIFORM



BATTING PRACTICE HAT



ALTERNATE UNIFORMS

ALTERNATE 1 • 16x



ALTERNATE 2 • 8x



ALTERNATE 3 • 4x



ALTERNATE IDENTITIES

CORN CHASERS • 7x (First: 5/22)



COMMUNITY SERIES • 5x (First: 5/12)



PATRIOTIC • 5x (First: 7/3)



STAR WARS • 5/10



OMAHA ROYALS 70'S THROWBACK • 5/11




RUNZA • 6/8



OMAHA GOLDEN SPIKES • 6/22



OMAHA ROCKETS • 7/13



MARVEL • 8/10



STORM CHASERS UNIFORM CALENDAR

HOMESTAND 1 - VS. IOWA

Tuesday	Wednesday	Thursday	Friday	Saturday	Sunday
3/26	3/27	3/28	3/29	3/30	3/31
OFF	OFF	OFF			

HOMESTAND 2 - VS. GWINNETT

Tuesday	Wednesday	Thursday	Friday	Saturday	Sunday
4/9	4/10	4/11	4/12	4/13	4/14

HOMESTAND 3 - VS. INDIANAPOLIS

Tuesday	Wednesday	Thursday	Friday	Saturday	Sunday
4/23	4/24	4/25	4/26	4/27	4/28

HOMESTAND 4 - VS. JACKSONVILLE

Tuesday	Wednesday	Thursday	Friday	Saturday	Sunday
5/7	5/8	5/9	5/10	5/11	5/12

HOMESTAND 5 - VS. COLUMBUS

Tuesday	Wednesday	Thursday	Friday	Saturday	Sunday
5/21	5/22	5/23	5/24	5/25	5/26

HOMESTAND 6 - VS. MEMPHIS

Tuesday	Wednesday	Thursday	Friday	Saturday	Sunday
6/4	6/5	6/6	6/7	6/8	6/9

HOMESTAND 7 - VS. LOUISVILLE

Tuesday	Wednesday	Thursday	Friday	Saturday	Sunday
6/18	6/19	6/20	6/21	6/22	6/23

HOMESTAND 8 - VS. IOWA

Monday	Tuesday	Wednesday	Thursday	Friday	Saturday
7/1	7/2	7/3	7/4	7/5	7/6
			@ Iowa	@ Iowa	@ Iowa

HOMESTAND 9 - VS. TOLEDO

Tuesday	Wednesday	Thursday	Friday	Saturday	Sunday
7/9	7/10	7/11	7/12	7/13	7/14

HOMESTAND 10 - VS. INDIANAPOLIS

Tuesday	Wednesday	Thursday	Friday	Saturday	Sunday
7/16	7/17	7/18	7/19	7/20	7/21
OFF	OFF	OFF			

HOMESTAND 11 VS. IOWA

Tuesday	Wednesday	Thursday	Friday	Saturday	Sunday
8/6	8/7	8/8	8/9	8/10	8/11

HOMESTAND 12 VS. LOUISVILLE

Tuesday	Wednesday	Thursday	Friday	Saturday	Sunday
8/13	8/14	8/15	8/16	8/17	8/18

HOMESTAND 13 VS. ST. PAUL

Tuesday	Wednesday	Thursday	Friday	Saturday	Sunday
8/27	8/28	8/29	8/30	8/31	9/1

HOMESTAND 14 VS. TOLEDO

Tuesday	Wednesday	Thursday	Friday	Saturday	Sunday
9/10	9/11	9/12	9/13	9/14	9/15

STORM CHASERS ORGANIZATION

2024 OMAHA STORM CHASERS

2023 SEASON IN REVIEW

PLAYER & COACH DATABASE

HISTORY & RECORDS

INTERNATIONAL LEAGUE

ROYALS ORGANIZATION

GENERAL INFORMATION



INTERNATIONAL LEAGUE

INFORMATION

2024 MEDIA GUIDE

INTERNATIONAL LEAGUE

LEAGUE INFORMATION

Years of Operation.....	2021-present*
Schedule.....	150 games
Total Teams.....	20
Opening Date.....	March 29, 2024
Closing Date.....	September 22, 2024
All-Star Break.....	July 15-18
All-Star Game.....	N/A
Roster Limit.....	28 active
Playoff Format.....	
League Statistician.....	MLB Advanced Media, L.P.

75 Ninth Avenue, 5th Floor, New York, NY, 10011

*The International League was known as Triple-A East in 2021. Triple-A East was formed in 2021 from teams from the International League, Pacific Coast League, Southern League, and independent American Association as a result of the realignment of Minor League Baseball following the renegotiation of the Professional Baseball Agreement after its expiration in September of 2020.

LEAGUE ALIGNMENT

WEST DIVISION

Columbus Clippers (*Cleveland Guardians*)
 Gwinnett Stripers (*Atlanta Braves*)
 Indianapolis Indians (*Pittsburgh Pirates*)
 Iowa Cubs (*Chicago Cubs*)
 Louisville Bats (*Cincinnati Reds*)
 Memphis Redbirds (*St. Louis Cardinals*)
 Nashville Sounds (*Milwaukee Brewers*)
Omaha Storm Chasers (*Kansas City Royals*)
 St. Paul Saints (*Minnesota Twins*)
 Toledo Mud Hens (*Detroit Tigers*)

EAST DIVISION

Buffalo Bisons (*Toronto Blue Jays*)
 Charlotte Knights (*Chicago White Sox*)
 Durham Bulls (*Tampa Bay Rays*)
 Jacksonville Jumbo Shrimp (*Miami Marlins*)
 Lehigh Valley IronPigs (*Philadelphia Phillies*)
 Norfolk Tides (*Baltimore Orioles*)
 Rochester Red Wings (*Washington Nationals*)
 Scranton/Wilkes-Barre RailRiders (*New York Yankees*)
 Syracuse Mets (*New York Mets*)
 Worcester Red Sox (*Boston Red Sox*)

MINOR LEAGUE BASEBALL IN OMAHA

YEAR(S)	TEAM	LEAGUE
1879	Omaha Green Stockings	Northwestern League
1885, 1887, 1892, 1898, 1900-1901	Omaha Omahogs	Western League
1888-1890, 1894-1895	Omaha Omahogs	Western Association
1891	Omaha Lambs	Western Association
1902-1903	Omaha Indians	Western League
1904	Omaha Rangers	Western League
1905-1920	Omaha Rourkes	Western League
1921-1927	Omaha Buffaloes	Western League
1928-1929	Omaha Crickets	Western League
1930-1935	Omaha Packers	Western League
1936	Omaha Robin Hoods	Western League
1947-1954	Omaha Cardinals	Western League
1955-1959	Omaha Cardinals	American Association
1961-1962	Omaha Dodgers	American Association
1969-1997	Omaha Royals	American Association
1998, 2002-2010	Omaha Royals	Pacific Coast League
1999-2001	Omaha Golden Spikes	Pacific Coast League
2011-2019	Omaha Storm Chasers	Pacific Coast League
2021	Omaha Storm Chasers	Triple-A East
2022-Present	Omaha Storm Chasers	International League



BUFFALO BISONS

TRIPLE-A AFFILIATE OF THE TORONTO BLUE JAYS (SINCE 2013)

SAHLEN FIELD

One James D. Griffin Plaza

Buffalo, NY, 14203

Telephone: (716) 846-2000

Website: www.bisons.com

Twitter: @BuffaloBisons

Owner: Robert E. Rich Jr.

TEAM INFORMATION

First Year.....	1877
Ballpark.....	Sahlen Field
Year Opened.....	1988
Capacity.....	16,600
Playing Surface.....	Natural Grass
Field Dimensions.....	LF - 325, CF - 404, RF - 325
Affiliation.....	Toronto Blue Jays
First Year of Affiliation.....	2013
Triple-A Titles.....	0
League Championships.....	7
Division Championships.....	20
Last Playoff Appearance.....	2005
2023 Record.....	76-72 (.514, 8th in IL)
2023 Average Attendance.....	7,165 (6th of 20 in IL)

FRONT OFFICE STAFF

President, Rich Baseball Operations.....	Mike Buczkowski
General Manager.....	Anthony Sprague
Assistant General Manager.....	Brad Bisbing
Head Groundskeeper.....	Jeff Smolka
Media Relations Contact.....	Pat Malacaro
Broadcasters.....	Pat Malacaro, Duke McGuire

FIELD STAFF

Manager.....	Casey Candaele
Pitching Coach.....	Drew Hayes
Hitting Coach.....	Ryan Long
Bench Coach.....	Donnie Murphy
Position Coach.....	Justin Echevarria
Bullpen Coach.....	Anthony Gomez
Athletic Trainer.....	Caleb Daniel
Strength & Conditioning Coach... Tommy LaBriola & Taylor Whitley	
Physical Therapist.....	Joe Hallock

TORONTO TOP 10 PROSPECTS

(BASEBALL AMERICA RANKINGS)

1. Ricky Tiedemann (LHP)	6. Kendry Rojas (LHP)
2. Orelvis Martinez (SS)	7. Leo Jimenez (SS)
3. Arjun Nimmala (SS)	8. Davis Schneider (2B)
4. Brandon Barriera (LHP)	9. Alan Roden (OF)
5. Addison Barger (SS)	10. Connor Cooke (RHP)

SERIES HISTORY

AMERICAN ASSOCIATION (1969-1997).....	89-119 (.428)
TRIPLE-A ALLIANCE (1988-1991).....	N/A
PACIFIC COAST LEAGUE (1998-2020).....	N/A
INTERNATIONAL LEAGUE (2021-PRESENT).....	N/A

ALL-TIME RECORD.....	89-119 (.428)
POSTSEASON.....	1-3 (.250)

RECENT SERIES RESULTS

YEAR	@ OMA	@ BUF	TOTAL
2005		N/A	
2006		N/A	
2007		N/A	
2008		N/A	
2009		N/A	
2010		N/A	
2011		N/A	
2012		N/A	
2013		N/A	
2014		N/A	
2015		N/A	
2016		N/A	
2017		N/A	
2018		N/A	
2019		N/A	
2021		N/A	
2022		N/A	
2023		N/A	

2023 HEAD-TO-HEAD

DATE	SITE	TIME	RESULT	WIN	LOSS	SAVE
------	------	------	--------	-----	------	------

No games played in 2023

2024 SCHEDULE

DATE	SITE	TIME
8/20/24	BUF	5:35 PM CT
8/20/24	BUF	12:05 PM CT
8/20/24	BUF	5:35 PM CT
8/20/24	BUF	6:05 PM CT
8/20/24	BUF	5:35 PM CT
8/20/24	BUF	12:05 PM CT



CHARLOTTE KNIGHTS

TRIPLE-A AFFILIATE OF THE CHICAGO WHITE SOX (SINCE 1999)

TRUIST FIELD

324 South Mint Street
Charlotte, NC, 28202
Telephone: (704)-274-8300
Website: www.charlotteknights.com
Twitter: @KnightsBaseball
Owner: Don Beaver, Bill Allen

TEAM INFORMATION

First Year.....	1988
Ballpark.....	Truist Field
Year Opened.....	2014
Capacity.....	10,200
Playing Surface.....	Grass
Field Dimensions.....	LF - 330, CF - 400, RF - 315
Affiliation.....	Chicago White Sox
First Year of Affiliation.....	1999
Triple-A Titles.....	0
League Championships.....	2
Division Championships.....	3
Last Playoff Appearance.....	2012
2023 Record.....	53-96 (.356, 20th in IL East)
2023 Average Attendance.....	6,833 (7th of 20 in IL)

FRONT OFFICE STAFF

Chief Operating Officer.....	Dan Rajkowski
General Manager.....	Rob Egan
Director of Special Projects.....	Julie Clark
Chief Financial Officer.....	Sara Maple
Head Groundskeeper.....	Matt Parrott
Media Relations Contact.....	Tommy Viola
Broadcasters.....	Matt Swierad, Mike Pacheco

FIELD STAFF

Manager.....	Justin Jirschele
Pitching Coach.....	R.C. Lichtenstein
Hitting Coach.....	Cameron Seitzer
Bench Coach.....	Pat Listach
Athletic Trainer.....	Hyeon Kim
Performance Coach.....	George Timke

CHICAGO TOP 10 PROSPECTS

(BASEBALL AMERICA RANKINGS)

1. Colson Montgomery (SS)	6. Jacob Gonzalez (SS)
2. Noah Schultz (LHP)	7. Jake Eder (LHP)
3. Nick Nastrini (RHP)	8. Cristian Mena (RHP)
4. Bryan Ramos (3B)	9. Jonathan Cannon (RHP)
5. Edgar Quero (C)	10. Peyton Pallette (RHP)

SERIES HISTORY

AMERICAN ASSOCIATION (1969-1997).....	N/A
TRIPLE-A ALLIANCE (1988-1991).....	N/A
PACIFIC COAST LEAGUE (1998-2020).....	N/A
INTERNATIONAL LEAGUE (2021-PRESENT).....	N/A

ALL-TIME RECORD.....	N/A
POSTSEASON.....	N/A

RECENT SERIES RESULTS

YEAR	@ OMA	@ CLT	TOTAL
2005		N/A	
2006		N/A	
2007		N/A	
2008		N/A	
2009		N/A	
2010		N/A	
2011		N/A	
2012		N/A	
2013		N/A	
2014		N/A	
2015		N/A	
2016		N/A	
2017		N/A	
2018		N/A	
2019		N/A	
2021		N/A	
2022		N/A	
2023		N/A	

2023 HEAD-TO-HEAD

DATE	SITE	TIME	RESULT	WIN	LOSS	SAVE
------	------	------	--------	-----	------	------

No games played in 2023

2024 SCHEDULE

DATE	SITE	TIME
------	------	------

No games scheduled in 2024

STORM CHASERS ORGANIZATION

2024 OMAHA STORM CHASERS

2023 SEASON IN REVIEW

PLAYER & COACH DATABASE

HISTORY & RECORDS

INTERNATIONAL LEAGUE

ROYALS ORGANIZATION

GENERAL INFORMATION



COLUMBUS CLIPPERS

TRIPLE-A AFFILIATE OF THE CLEVELAND GUARDIANS (SINCE 2009)

HUNTINGTON PARK

330 Huntington Park Lane
Columbus, OH, 43215
Telephone: (614) 462-5250
Website: www.clippersbaseball.com
Twitter: @CLBClippers
Owner: Columbus Baseball Team, Inc.

TEAM INFORMATION

First Year.....	1977
Ballpark.....	Huntington Park
Year Opened.....	2009
Capacity.....	10,100
Playing Surface.....	Natural Grass
Field Dimensions.....	LF - 325, CF - 400, RF - 318
Affiliation.....	Cleveland Guardians
First Year of Affiliation.....	2009
Triple-A Titles.....	2 (2010, 2011)
League Championships.....	11
Division Championships.....	17
Last Playoff Appearance.....	2019
2023 Record.....	68-79 (.463, 17th in IL West)
2023 Average Attendance.....	7,847 (2nd of 20 in IL)

FRONT OFFICE STAFF

President & General Manager.....	Ken Schnacke
Assistant General Manager, Vice President.....	Mark Galuska
Vice President of Business.....	Mark Warren
Vice President of Tickets.....	Scott Ziegler
Head Groundskeeper.....	Chris Mason
Media Relations Contacts.....	Chris Sprague & Anthony Slosser
Broadcasters.....	Ryan Mitchell & Scott Leo

FIELD STAFF

Manager.....	Andy Tracy
Pitching Coach.....	Owen Dew
Hitting Coach.....	Junior Betances
Hitting Coach.....	Mike Mergenthaler
Bench Coach.....	Daniel Robertson
Assistant Pitching Coach.....	Andrew Moore
Athletic Trainer.....	Jake Legan
Strength & Conditioning Coach.....	Tyler Grisdale

CLEVELAND TOP 10 PROSPECTS

(BASEBALL AMERICA RANKINGS)

1. Chase DeLauter (OF)	6. Angel Martinez (2B)
2. Brayon Rocchio (SS)	7. George Vajda (OF)
3. Daniel Espino (RHP)	8. Jaison Chourio (OF)
4. Kyle Manzardo (1B)	9. Ralphy Velazquez (C)
5. Juan Brito (2B)	10. Alexander Clemmey (LHP)

SERIES HISTORY

AMERICAN ASSOCIATION (1969-1997).....	N/A
TRIPLE-A ALLIANCE (1988-1991).....	10-11 (.476)
PACIFIC COAST LEAGUE (1998-2020).....	N/A
INTERNATIONAL LEAGUE (2021-PRESENT).....	32-21 (.604)

ALL-TIME RECORD.....	42-32 (.568)
POSTSEASON.....	0-1 (.000)

RECENT SERIES RESULTS

YEAR	@ OMA	@ COL	TOTAL
2005		N/A	
2006		N/A	
2007		N/A	
2008		N/A	
2009		N/A	
2010		N/A	
2011		N/A	
2012		N/A	
2013		N/A	
2014		N/A	
2015		N/A	
2016		N/A	
2017		N/A	
2018		N/A	
2019		N/A	
2021	2-4	7-5	9-9
2022	7-5	4-2	11-7
2023	6-0	6-5	12-5

2023 HEAD-TO-HEAD

DATE	SITE	TIME	RESULT	WIN	LOSS	SAVE
6/13/23	OMA	7:05 PM CT	W, 6-5	Snider, C(4-1)	Kelly, M(1-1)	Kriske, B(4)
6/14/23	OMA	12:05 PM CT	W, 6-1	Marsh, A(1-0)	Williams, G(3-2)	
6/15/23	OMA	7:05 PM CT	W, 4-2	Castillo, M(2-6)	Gaddis, H(1-4)	Kriske, B(5)
6/16/23	OMA	7:05 PM CT	W, 4-1	Veneziano, A(3-0)	Ponticelli, T(2-4)	
6/17/23	OMA	7:05 PM CT	W, 13-4	Parrish, D(4-2)	Romero, J(2-3)	
6/18/23	OMA	2:05 PM CT	W, 6-4	Heasley, J(2-5)	Cantillo, J(1-1)	Snider, C(1)
7/25/23	COL	7:05 PM ET	L, 10-2	Eickhoff, J(1-2)	Bowlan, J(2-2)	
7/26/23	COL	12:05 PM ET	W, 5-2	Pennington, W(5-0)	Smith, C(2-1)	Klein, W(2)
7/27/23	COL	7:05 PM ET	W, 5-2	Ragans, C(2-1)	Gaddis, H(1-7)	Kowar, J(2)
7/28/23	COL	7:05 PM ET	W, 7-6	Castillo, M(3-6)	Ponticelli, T(2-6)	Klein, W(3)
7/29/23	COL	7:05 PM ET	L, 6-3	Diehl, P(3-1)	Veneziano, A(4-1)	Herrin, T(2)
7/30/23	COL	4:05 PM ET	W, 7-5	Bowlan, J(3-2)	Battenfield, P(0-3)	
9/19/23	COL	6:15 PM ET	W, 7-3	Hoffmann, A(3-3)	McKenzie, T(0-1)	
9/20/23	COL	6:15 PM ET	W, 4-2	Castillo, M(6-7)	Plesac, Z(5-6)	Hearn, T(1)
9/21/23	COL	6:35 PM ET	L, 8-3	Cantillo, J(6-4)	de Geus, B(0-2)	
9/22/23	COL	7:05 PM ET	L, 4-3	Herrin, T(7-2)	Coleman, D(1-4)	
9/23/23	COL	1:05 PM ET	L, 4-3	Vallimont, C(4-6)	Coleman, D(1-5)	
9/24/23	COL	1:05 PM ET	W, 3-2	Dipoto, J(3-2)	Smith, C(4-3)	Hearn, T(2)

2024 SCHEDULE

DATE	SITE	TIME
4/2/24	COL	5:15 PM CT
4/3/24	COL	5:15 PM CT
4/4/24	COL	5:15 PM CT
4/5/24	COL	5:15 PM CT
4/6/24	COL	3:05 PM CT
4/7/24	COL	12:05 PM CT
5/21/24	OMA	6:35 PM CT
5/22/24	OMA	6:35 PM CT
5/23/24	OMA	6:35 PM CT
5/24/24	OMA	6:35 PM CT
5/25/24	OMA	6:05 PM CT
5/26/24	OMA	2:05 PM CT
6/25/24	COL	6:05 PM CT
6/26/24	COL	6:05 PM CT
6/27/24	COL	11:05 AM CT
6/28/24	COL	6:05 PM CT
6/29/24	COL	6:05 PM CT
6/30/24	COL	12:05 PM CT



DURHAM BULLS

TRIPLE-A AFFILIATE OF THE TAMPA BAY RAYS (SINCE 1998)

DURHAM BULLS ATHLETIC PARK

409 Blackwell Street
Durham, NC, 27701

Telephone: (919) 687-6500

Website: www.durhambulls.com

Twitter: @DurhamBulls

Owner: Capitol Broadcasting Company

TEAM INFORMATION

First Year.....	1980
Ballpark.....	Durham Bulls Athletic Park
Year Opened.....	1995
Capacity.....	10,000
Playing Surface.....	Grass
Field Dimensions.....	LF - 305, CF - 400, RF - 325
Affiliation.....	Tampa Bay Rays
First Year of Affiliation.....	1998
Triple-A Titles.....	4 (2009, 2017, 2021, 2022)
League Championships.....	17
Division Championships.....	21
Last Playoff Appearance.....	2023
2023 Record.....	88-62 (.587, 2nd in IL)
2023 Average Attendance.....	6,736 (8th of 20 in IL)

FRONT OFFICE STAFF

Vice President - Baseball Operations.....	Mike Birling
General Manager.....	Tyler Parsons
Assistant General Manager, Sales & Marketing.....	Chrystal Rowe
Head Groundskeeper.....	Cameron Brendle
Media Relations Contact.....	Patrick Kinas
Broadcaster.....	Patrick Kinas & Scott Pose

FIELD STAFF

Manager.....	Morgan Ensberg
Pitching Coach.....	Brian Reith
Hitting Coach.....	Kenny Hook
Bench Coach.....	Reinaldo Ruiz
Assistant Hitting Coach.....	Tyler Ladendorf
Bullpen Coach.....	Brett Ebers
Athletic Trainers.....	Kris Russell & Tsutomu Kamiya
Strength & Conditioning Coach.....	Steve Chase
Performance Science.....	Riley Welch

TAMPA BAY TOP 10 PROSPECTS

(BASEBALL AMERICA RANKINGS)

1. Junior Caminero (3B)	6. Brayden Taylor (3B)
2. Carson Williams (SS)	7. Osleivis Basabe (SS)
3. Curtis Mead (3B)	8. Adrian Santana (SS)
4. Shane Baz (RHP)	9. Dominic Keegan (C)
5. Xavier Isaac (1B)	10. Yoniel Curet (RHP)

SERIES HISTORY

AMERICAN ASSOCIATION (1969-1997).....	N/A
TRIPLE-A ALLIANCE (1988-1991).....	N/A
PACIFIC COAST LEAGUE (1998-2020).....	N/A
INTERNATIONAL LEAGUE (2021-PRESENT).....	N/A

ALL-TIME RECORD.....	N/A
POSTSEASON.....	1-0 (1.000)

RECENT SERIES RESULTS

YEAR	@ OMA	@ DUR	TOTAL
2005		N/A	
2006		N/A	
2007		N/A	
2008		N/A	
2009		N/A	
2010		N/A	
2011		N/A	
2012		N/A	
2013		N/A	
2014		N/A	
2015		N/A	
2016		N/A	
2017		N/A	
2018		N/A	
2019		N/A	
2021		N/A	
2022		N/A	
2023		N/A	

2023 HEAD-TO-HEAD

DATE	SITE	TIME	RESULT	WIN	LOSS	SAVE
------	------	------	--------	-----	------	------

No games played in 2023

2024 SCHEDULE

DATE	SITE	TIME
------	------	------

No games scheduled in 2024

STORM CHASERS ORGANIZATION

2024 OMAHA STORM CHASERS

2023 SEASON IN REVIEW

PLAYER & COACH DATABASE

HISTORY & RECORDS

INTERNATIONAL LEAGUE

ROYALS ORGANIZATION

GENERAL INFORMATION



GWINNETT STRIPERS

TRIPLE-A AFFILIATE OF THE ATLANTA BRAVES (SINCE 2009)

COOLRAY FIELD

2500 Buford Drive
Lawrenceville, GA, 30043
Telephone: (678) 277-0300
Website: www.gostripers.com
Twitter: @GoStripers
Owner: Diamond Baseball Holdings, LLC

TEAM INFORMATION

First Year.....	2009
Ballpark.....	Coolray Field
Year Opened.....	2009
Capacity.....	10,427
Playing Surface.....	Grass
Field Dimensions.....	LF - 335, CF - 400, RF - 335
Affiliation.....	Atlanta Braves
First Year of Affiliation.....	2009
Triple-A Titles.....	0
League Championships.....	0
Division Championships.....	2
Last Playoff Appearance.....	2019
2023 Record.....	70-78 (.473, 12th in IL)
2023 Average Attendance.....	3,254 (19th of 20 in IL)

FRONT OFFICE STAFF

General Manager.....	Erin McCormick
Sr. Director, Ticket Sales.....	Peter Billups
Head Groundskeeper.....	McClain Murphy
Media Relations Contact.....	Dave Lezotte
Broadcasters.....	Dave Lezotte & Jack Johnson

FIELD STAFF

Manager.....	Kanekoia Teixeira
Pitching Coach.....	Kevin McAvoy
Pitching Coach.....	Mike McCarthy
Hitting Coach.....	Dan DeMent
Coach.....	Wigberto Nevarez
Athletic Trainers.....	Greg Harrel & Joel Wiggins
Strength & Conditioning Coach.....	Tyler Enns

ATLANTA TOP 10 PROSPECTS

(BASEBALL AMERICA RANKINGS)

1. AJ Smith-Shawver (RHP)	6. David McCabe (3B)
2. Hurston Waldrep (RHP)	7. Drake Baldwin (C)
3. JR Ritchie (RHP)	8. Ignacio Alvarez (3B)
4. Owen Murphy (RHP)	9. Drue Hackenberg (RHP)
5. Spencer Schwellenbach (RHP)	10. Cade Kuehler (RHP)

SERIES HISTORY

AMERICAN ASSOCIATION (1969-1997).....	N/A
TRIPLE-A ALLIANCE (1988-1991).....	N/A
PACIFIC COAST LEAGUE (1998-2020).....	N/A
INTERNATIONAL LEAGUE (2021-PRESENT).....	2-9 (.182)

ALL-TIME RECORD.....	2-9 (.182)
POSTSEASON.....	N/A

RECENT SERIES RESULTS

YEAR	@ OMA	@ GWN	TOTAL
2005		N/A	
2006		N/A	
2007		N/A	
2008		N/A	
2009		N/A	
2010		N/A	
2011		N/A	
2012		N/A	
2013		N/A	
2014		N/A	
2015		N/A	
2016		N/A	
2017		N/A	
2018		N/A	
2019		N/A	
2021		N/A	
2022		N/A	
2023	1-5	1-4	2-9

2023 HEAD-TO-HEAD

DATE	SITE	TIME	RESULT	WIN	LOSS	SAVE
4/18/23	OMA	6:35 PM CT	L, 4-1	Tice, T(2-0)	Kowar, J(2-2)	Ríos, Y(1)
4/19/23	OMA	12:05 PM CT	L, 6-2	Burrows, B(1-0)	Heasley, J(1-2)	
4/20/23	OMA	6:35 PM CT	L, 9-3	Moran, B(1-0)	Castillo, M(0-3)	
4/21/23	OMA	6:35 PM CT	L, 7-3	Winans, A(1-2)	Sisk, E(0-1)	
4/22/23	OMA	2:05 PM CT	L, 5-2	Dodd, D(1-0)	Núñez, A(0-1)	Ríos, Y(2)
4/23/23	OMA	2:05 PM CT	W, 5-3	Mayers, M(1-1)	Kingham, N(0-3)	Wittgren, N(2)
7/4/23	GWN	7:05 PM ET	L, 3-1	Muñoz, R(2-2)	Kowar, J(2-5)	Holmes, G(5)
7/5/23	GWN	7:05 PM ET	L, 8-7 (10)	Burrows, B(3-2)	Kriske, B(0-4)	
7/6/23	GWN	7:05 PM ET	L, 9-6	Margevicius, N(3-2)	Sisk, E(2-3)	Holmes, G(6)
7/7/23	GWN	7:05 PM ET	W, 7-1	Ragans, C(1-1)	Shuster, J(2-2)	Bowlan, J(1)
7/9/23	GWN	1:05 PM ET	L, 8-1	Winans, A(7-3)	Keller, B(0-2)	

2024 SCHEDULE

DATE	SITE	TIME
4/9/24	OMA	12:05 PM CT
4/10/24	OMA	12:05 PM CT
4/11/24	OMA	6:35 PM CT
4/12/24	OMA	6:35 PM CT
4/13/24	OMA	2:05 PM CT
4/14/24	OMA	2:05 PM CT



INDIANAPOLIS INDIANS

TRIPLE-A AFFILIATE OF THE PITTSBURGH PIRATES (SINCE 2005)

VICTORY FIELD

501 West Maryland Street
Indianapolis, IN, 46225
Telephone: (317) 269-3542
Website: www.indyindians.com
Twitter: @IndyIndians
Owner: Indians Inc.

TEAM INFORMATION

First Year.....	1902
Ballpark.....	Victory Field
Year Opened.....	1996
Capacity.....	13,750
Playing Surface.....	Grass
Field Dimensions.....	LF - 320, CF - 402, RF - 320
Affiliation.....	Pittsburgh Pirates
First Year of Affiliation.....	2005
Triple-A Titles.....	3 (1988, 1989, 2000)
League Championships.....	12
Division Championship.....	24
Last Playoff Appearance.....	2017
2023 Record.....	70-78 (.473, T-12th in IL)
2023 Average Attendance.....	7,842 (3RD of 20 in IL)

FRONT OFFICE STAFF

Chairman of the Board & CEO..... Bruce Schumacher
President & General Manager..... Randy Lewandowski
Assistant General Manager..... Joel Zawacki
Assistant General Manager..... Matt Guay
Head Groundskeeper..... Joey Stevenson
Media Relations Contacts..... Cheyenne Reiter & Anna Kayser
Broadcasters..... Howard Kellma & Jack McMullen

FIELD STAFF

Manager..... Miguel Pérez
Pitching Coach..... Dan Meyer
Pitching Coach..... Cibney Bello
Hitting Coach..... Eric Munson
Bench Coach..... Chris Truby
Bullpen, Catching/Game-Planning Coach..... Chad Noble
Integrated Baseball Performance (IBP) Coach..... Bart Hanegraaff
Athletic Trainers..... Tyler Brooks
S&C Coach..... Alan Burr

PITTSBURGH TOP 10 PROSPECTS

(BASEBALL AMERICA RANKINGS)

1. Paul Skenes (RHP)	6. Quinn Priester (RHP)
2. Bubba Chandler (RHP)	7. Thomas Harrington (RHP)
3. Jared Jones (RHP)	8. Nick Gonzales (2B)
4. Anthony Solometo (LHP)	9. Tsung-Che Cheng (SS)
5. Terrarn Johnson (2B)	10. Braxton Ashcraft (RHP)

SERIES HISTORY

AMERICAN ASSOCIATION (1969-1997)..... 265-280 (.486)
TRIPLE-A ALLIANCE (1988-1991)..... N/A
PACIFIC COAST LEAGUE (1998-2020)..... N/A
INTERNATIONAL LEAGUE (2021-PRESENT)..... 33-19 (.635)

ALL-TIME RECORD..... 298-299 (.499)
POSTSEASON..... 9-11 (.450)

RECENT SERIES RESULTS

YEAR	@ OMA	@ IND	TOTAL
2005		N/A	
2006		N/A	
2007		N/A	
2008		N/A	
2009		N/A	
2010		N/A	
2011		N/A	
2012		N/A	
2013		N/A	
2014		N/A	
2015		N/A	
2016		N/A	
2017		N/A	
2018		N/A	
2019		N/A	
2021	9-2	3-3	12-5
2022	7-5	2-4	9-9
2023	4-5	8-0	12-5

2023 HEAD-TO-HEAD

DATE	SITE	TIME	RESULT	WIN	LOSS	SAVE
3/31/23	IND	7:05 PM ET	W, 8-6	Snider, C(1-0)	DeLosSantos,Y(0-1)	Staumont, J(1)
4/1/23	IND	1:35 PM ET	W, 12-1	Parrish, D(1-0)	Smith, C(0-1)	
4/2/23	IND	1:35 PM ET	W, 8-3	Kowar, J(1-0)	Zamora, D(0-1)	
6/6/23	IND	7:05 PM ET	W, 4-2	Snider, C(3-1)	DeLosSantos,Y(0-5)	Kriske, B(2)
6/7/23	IND	1:35 PM ET	W, 9-7	Sisk, E(2-2)	Bolton, C(1-2)	
6/8/23	IND	7:05 PM ET	W, 15-7	Parrish, D(3-2)	Bido, O(3-4)	
6/9/23	IND	7:05 PM ET	W, 6-2	Castillo, M(1-6)	Emanuel, K(4-2)	
6/10/23	IND	7:05 PM ET	W, 9-5	Veneziano, A(2-0)	Stratton, H(0-3)	Kriske, B(3)
7/14/23	OMA	7:05 PM CT	L, 13-5	Emanuel, K(7-3)	Zerpa, A(0-2)	
7/15/23	OMA	7:05 PM CT	W, 8-3	Pennington,W(3-0)	Aldred, C(5-2)	
7/16/23	OMA	5:05 PM CT	L, 4-11	Jones, J(2-1)	Keller, B(0-3)	
9/12/23	OMA	12:05 PM CT	W, 10-6	Pennington,W(7-2)	MacGregor,T(1-2)	
9/13/23	OMA	6:35 PM CT	L, 5-4	Flowers, J(2-1)	Hoffmann, A(2-3)	Nicolas, K(2)
9/14/23	OMA	6:35 PM CT	L, 4-1	Aldred, C(8-8)	Castillo, M(5-7)	Moreta, D(1)
9/15/23	OMA	6:35 PM CT	L, 3-1	Bolton, C(3-4)	Coleman, D(1-3)	MacGregor,T(2)
9/16/23	OMA	5:35 PM CT	W, 9-2	Bowlan, J(6-6)	Crowe, W(1-1)	
9/17/23	OMA	2:05 PM CT	W, 11-5	Parrish, D(5-6)	Moreta, D(0-1)	

2024 SCHEDULE

DATE	SITE	TIME
4/23/24	OMA	6:05 PM CT
4/24/24	OMA	11:05 AM CT
4/25/24	OMA	6:35 PM CT
4/26/24	OMA	6:35 PM CT
4/27/24	OMA	6:05 PM CT
4/28/24	OMA	2:05 PM CT
5/27/24	IND	6:15 PM ET
5/29/24	IND	6:35 PM ET
5/30/24	IND	6:35 PM ET
5/31/24	IND	7:05 PM ET
6/1/24	IND	6:35 PM ET
6/2/24	IND	1:35 PM ET
7/19/24	OMA	7:05 PM CT
7/20/24	OMA	6:05 PM CT
7/21/24	OMA	5:05 PM CT

STORM CHASERS ORGANIZATION

2024 OMAHA STORM CHASERS

2023 SEASON IN REVIEW

PLAYER & COACH DATABASE

HISTORY & RECORDS

INTERNATIONAL LEAGUE

ROYALS ORGANIZATION

GENERAL INFORMATION



IOWA CUBS

TRIPLE-A AFFILIATE OF THE CHICAGO CUBS (SINCE 1981)

PRINCIPAL PARK

One Line Drive
Des Moines, IA, 50309
Telephone: (515) 243-6111
Website: www.iowacubs.com
Twitter: @IowaCubs
Owner: Diamond Baseball Holdings, LLC

TEAM INFORMATION

First Year.....1969
Ballpark.....Principal Park
Year Opened.....1992
Capacity.....11,500
Playing Surface.....Grass
Field Dimensions.....LF - 335, CF - 400, RF - 335
Affiliation.....Chicago Cubs
First Year of Affiliation.....1981
Triple-A Titles.....0
League Championships.....1
Division Championships.....8
Last Playoff Appearance.....2019
2023 Record.....82-65 (.558, 5th in IL)
2023 Average Attendance.....6,003 (12th of 20 in IL)

FRONT OFFICE STAFF

President & General Manager.....Sam Bernabe
Senior VP / Chief Financial Officer.....Sue Tollefson
VP/Assistant General Manager.....Randy Wehofer
Head Groundskeeper.....Chris Schlosser
Media Relations Contact.....Peter Brooks
Broadcaster.....Alex Cohen

FIELD STAFF

Manager.....Marty Pevey
Pitching Coach.....Tony Cougoule
Hitting Coach.....Rick Strickland
Bench Coach.....Eric Patterson
Asst. Pitching Coach (Development Coach).....Andrew Betcher
Asst. Hitting Coach.....Ben Martin
Athletic Trainers.....Ed Halbur, Logan Severson
Strength & Conditioning Coach.....Nathan Garza

CHICAGO TOP 10 PROSPECTS

(BASEBALL AMERICA RANKINGS)

- | | |
|-----------------------------|--------------------------|
| 1. Pete Crow-Armstrong (OF) | 6. Jordan Wicks (LHP) |
| 2. Cade Horton (RHP) | 7. Kevin Alcantara (OF) |
| 3. Matt Shaw (SS) | 8. Ben Brown (RHP) |
| 4. Owen Caissie (OF) | 9. Jefferson Rojas (SS) |
| 5. Moises Ballesteros (C) | 10. Jackson Ferris (LHP) |

SERIES HISTORY

AMERICAN ASSOCIATION (1969-1997).....340-294 (.536)
TRIPLE-A ALLIANCE (1988-1991).....N/A
PACIFIC COAST LEAGUE (1998-2020).....159-175 (.476)
INTERNATIONAL LEAGUE (2021-PRESENT).....38-32 (.469)

ALL-TIME RECORD.....537-512 (.512)
POSTSEASON.....N/A

RECENT SERIES RESULTS

YEAR	@ OMA	@ IOW	TOTAL
2005	6-2	2-6	8-8
2006	3-5	2-6	5-11
2007	6-2	4-4	10-6
2008	2-6	2-6	4-12
2009	7-1	3-5	10-6
2010	4-4	6-2	10-6
2011	4-4	3-4	7-8
2012	4-4	5-3	9-7
2013	3-5	1-7	4-12
2014	5-3	2-6	7-9
2015	5-3	2-6	7-9
2016	3-5	5-3	8-8
2017	5-3	2-5	7-8
2018	4-4	5-3	9-7
2019	1-7	4-4	5-11
2021	9-9	15-7	24-16
2022	3-5	3-9	6-14
2023	2-9	6-4	8-13

2023 HEAD-TO-HEAD

DATE	SITE	TIME	RESULT	WIN	LOSS	SAVE
4/11/23	IOW	6:38 PM CT	L, 9-6	Elias, R(1-0)	Mayers, M(0-1)	Rodriguez, M(1)
4/12/23	IOW	12:08 PM CT	W, 10-6	Kowar, J(2-1)	Thompson, R(0-1)	-
4/13/23	IOW	6:38 PM CT	L, 14-1	Neidert, N(1-1)	Heasley, J(1-1)	-
4/14/23	IOW	7:08 PM CT	W, 11-8	Snider, C(2-0)	Rodriguez, M(1-1)	Wittgren, N(1)
6/28/23	OMA	12:05 PM CT	L, 9-2	Kilian, C(5-1)	Keller, B(0-1)	-
6/29/23	OMA	7:05 PM CT	W, 8-3	Mayers, M(3-1)	Thompson, R(2-5)	-
6/30/23	OMA	7:05 PM CT	L, 6-5	Rodriguez, M(2-3)	Kowar, J(2-4)	-
7/2/23	OMA	2:05 PM CT	W, 11-1 (7)	Bowlan, J(2-0)	Clarke, C(0-3)	-
7/2/23	OMA	Game 2	L, 6-2 (7)	Neidert, N(4-3)	Ragans, C(0-1)	-
7/3/23	OMA	7:05 PM CT	L, 7-6	Brown, B(4-5)	Zerpa, A(0-1)	-
8/8/23	OMA	7:05 PM CT	L, 8-2	Kay, A(1-0)	Pennington, W(5-1)	Horn, B(1)
8/9/23	OMA	7:05 PM CT	L, 20-1	Little, L(1-0)	Parrish, D(4-4)	-
8/10/23	OMA	7:05 PM CT	L, 10-3	Clarke, C(2-4)	Pennington, W(5-2)	-
8/11/23	OMA	7:05 PM CT	L, 9-4	Kay, A(2-0)	Sisk, E(2-4)	-
8/12/23	OMA	5:35 PM CT	L, 7-4	Reyes, S(1-0)	de Geus, B(0-1)	Little, L(1)
9/5/23	IOW	6:38 PM CT	W, 10-9	Bowlan, J(5-5)	Reyes, S(3-1)	-
9/6/23	IOW	12:08 PM CT	W, 11-7	Pennington, W(6-2)	Kilian, C(7-2)	-
9/7/23	IOW	6:38 PM CT	W, 10-2	Hoffmann, A(2-2)	Neidert, N(5-7)	-
9/8/23	IOW	7:08 PM CT	W, 4-2	Barlow, J(3-1)	Rucker, M(0-1)	Coleman, D(2)
9/9/23	IOW	6:08 PM CT	L, 8-3	Hughes, B(2-0)	Veneziano, A(5-4)	-
9/10/23	IOW	1:08 PM CT	L, 9-3	Kay, A(3-1)	Bowlan, J(5-6)	-

2024 SCHEDULE

DATE	SITE	TIME
3/29/24	OMA	6:05 PM CT
3/30/24	OMA	2:05 PM CT
3/31/24	OMA	2:05 PM CT
4/30/24	IOW	6:38 PM CT
5/1/24	IOW	12:08 PM CT
5/2/24	IOW	12:08 PM CT
5/3/24	IOW	7:08 PM CT
5/4/24	IOW	3:08 PM CT
5/5/24	IOW	1:08 PM CT
7/1/24	OMA	7:05 PM CT
7/2/24	OMA	7:05 PM CT
7/3/24	OMA	7:05 PM CT
7/4/24	IOW	7:08 PM CT
7/5/24	IOW	7:08 PM CT
7/6/24	IOW	6:08 PM CT
8/6/24	OMA	7:05 PM CT
8/7/24	OMA	7:05 PM CT
8/8/24	OMA	7:05 PM CT
8/9/24	OMA	7:05 PM CT
8/10/24	OMA	6:05 PM CT
8/11/24	OMA	5:05 PM CT



JACKSONVILLE JUMBO SHRIMP

TRIPLE-A AFFILIATE OF THE MIAMI MARLINS (SINCE 2021)

121 FINANCIAL BALLPARK

301 A. Philip Randolph Boulevard
Jacksonville, FL 32202
Telephone: (904) 358-2846
Website: www.jaxshrimp.com
Twitter: @JaxShrimp
Owner: Ken Babby

TEAM INFORMATION

First Year.....	1970
Ballpark.....	121 Financial Park
Year Opened.....	2003
Capacity.....	11,000
Playing Surface.....	Grass
Field Dimensions.....	LF - 321, CF - 420, RF - 317
Affiliation.....	Miami Marlins
First Year of Affiliation.....	2009
Triple-A Titles.....	0
League Championships.....	6*
Division Championships.....	15*
Last Playoff Appearance.....	2017*
2023 Record.....	70-79 (.470, 15th in IL)
2023 Average Attendance.....	5,114 (15th of 20 in IL)

*played in Double-A Southern League from 1970-2019

FRONT OFFICE STAFF

Owner & Chief Executive Officer.....	Ken Babby
President.....	Jim Pfander
Executive Vice President/General Manager.....	Harold Craw
Assistant General Manager.....	Matt Goudreau
Head Groundskeeper.....	Josh Leo
Media Relations Contact.....	Scott Kornberg
Broadcasters.....	Scott Kornberg & Matthew Davis

FIELD STAFF

Manager.....	Daren Brown
Pitching Coach.....	Jeremy Powell
Hitting Coach.....	Greg Colbrunn
Development Coach.....	Jose Ceballos
Athletic Trainer.....	Jose Alvarez
Strength & Conditioning Coach.....	Tim Rodmaker

MIAMI TOP 10 PROSPECTS

(BASEBALL AMERICA RANKINGS)

1. Noble Meyer (RHP)	6. Nasim Nunez (SS)
2. Max Meyer (RHP)	7. Yiddi Cappe (2B)
3. Thomas White (LHP)	8. Karson Milbrandt (RHP)
4. Xavier Edwards (2B)	9. Dax Fulton (LHP)
5. Victor Mesa (OF)	10. Jacob Berry (3B)

SERIES HISTORY

AMERICAN ASSOCIATION (1969-1997).....	N/A
TRIPLE-A ALLIANCE (1988-1991).....	N/A
PACIFIC COAST LEAGUE (1998-2020).....	N/A
INTERNATIONAL LEAGUE (2021-PRESENT).....	N/A

ALL-TIME RECORD.....	N/A
POSTSEASON.....	N/A

RECENT SERIES RESULTS

YEAR	@ OMA	@ JAX	TOTAL
2005		N/A	
2006		N/A	
2007		N/A	
2008		N/A	
2009		N/A	
2010		N/A	
2011		N/A	
2012		N/A	
2013		N/A	
2014		N/A	
2015		N/A	
2016		N/A	
2017		N/A	
2018		N/A	
2019		N/A	
2021		N/A	
2022		N/A	
2023		N/A	

2023 HEAD-TO-HEAD

DATE	SITE	TIME	RESULT	WIN	LOSS	SAVE
------	------	------	--------	-----	------	------

No games played in 2023

2024 SCHEDULE

DATE	SITE	TIME
5/7/24	OMA	6:35 PM CT
5/8/24	OMA	12:05 PM CT
5/9/24	OMA	6:35 PM CT
5/10/24	OMA	7:05 PM CT
5/11/24	OMA	7:05 PM CT
5/12/24	OMA	2:05 PM CT

STORM CHASERS ORGANIZATION

2024 OMAHA STORM CHASERS

2023 SEASON IN REVIEW

PLAYER & COACH DATABASE

HISTORY & RECORDS

INTERNATIONAL LEAGUE

ROYALS ORGANIZATION

GENERAL INFORMATION



LEHIGH VALLEY IRONPIGS

TRIPLE-A AFFILIATE OF THE PHILADELPHIA PHILLIES (SINCE 2008)

COCA-COLA PARK

1050 IronPigs Way
Allentown, PA, 18109
Telephone: (610) 841-7447
Website: www.ironpigsbaseball.com
Twitter: @IronPigs
Owner: Joseph Finley, Craig Stein

TEAM INFORMATION

First Year.....2008
Ballpark.....Coca-Cola Park
Year Opened.....2008
Capacity.....10,178
Playing Surface.....Kentucky Bluegrass
Field Dimensions.....LF - 323, CF - 400, RF - 325
Affiliation.....Philadelphia Phillies
First Year of Affiliation.....2008
Triple-A Titles.....0
League Championships.....1
Division Championship.....2
Last Playoff Appearance.....2018
2023 Record.....80-66 (.548, 6th in IL East)
2023 Average Attendance.....7,990 (1st of 20 in IL)

FRONT OFFICE STAFF

President & General Manager.....Kurt Landes
Senior Vice President.....Michelle Perl
Head Groundskeeper.....Andy Gossel
Media Relations Contact.....Sam Jellinek
Broadcaster.....Sam Jellinek

FIELD STAFF

Manager.....Anthony Contreras
Pitching Coach.....Ryan Buchter
Pitching Coach.....Tyler Higgins
Hitting Coach.....Joe Thurston
Bench Coach.....Chris Adamson
Athletic Trainers.....Andrew Dodgson & Makenna Behrens
Strength & Conditioning Coach.....Mike Lidge

PHILADELPHIA TOP 10 PROSPECTS

(BASEBALL AMERICA RANKINGS)

- | | |
|-------------------------|---------------------------|
| 1. Andrew Painter (RHP) | 6. Orion Kerkering (RHP) |
| 2. Justin Crawford (OF) | 7. Bryan Rincon (SS) |
| 3. Mick Abel (RHP) | 8. William Bergolla (SS) |
| 4. Aidan Miller (3B) | 9. Eduardo Tait (C) |
| 5. Starlyn Caba (SS) | 10. Gabriel Rincones (OF) |

SERIES HISTORY

AMERICAN ASSOCIATION (1969-1997).....N/A
TRIPLE-A ALLIANCE (1988-1991).....N/A
PACIFIC COAST LEAGUE (1998-2020).....N/A
INTERNATIONAL LEAGUE (2021-PRESENT).....2-4 (.333)

ALL-TIME RECORD.....2-4 (.333)
POSTSEASON.....N/A

RECENT SERIES RESULTS

YEAR	@ OMA	@ LHV	TOTAL
2005		N/A	
2006		N/A	
2007		N/A	
2008		N/A	
2009		N/A	
2010		N/A	
2011		N/A	
2012		N/A	
2013		N/A	
2014		N/A	
2015		N/A	
2016		N/A	
2017		N/A	
2018		N/A	
2019		N/A	
2021		N/A	
2022	2-4	---	2-4
2023		N/A	

2023 HEAD-TO-HEAD

DATE	SITE	TIME	RESULT	WIN	LOSS	SAVE
------	------	------	--------	-----	------	------

No games played in 2023

2024 SCHEDULE

DATE	SITE	TIME
------	------	------

No games scheduled in 2024



LOUISVILLE BATS

TRIPLE-A AFFILIATE OF THE CINCINNATI REDS (SINCE 2000)

LOUISVILLE SLUGGER FIELD

401 East Main Street
Louisville, KY, 40202
Telephone: (502) 212-2287
Website: www.batsbaseball.com
Twitter: @LouisvilleBats
Owner: Diamond Baseball Holdings, LLC

TEAM INFORMATION

First Year.....	1982
Ballpark.....	Louisville Slugger Field
Year Opened.....	2000
Capacity.....	11,500
Playing Surface.....	Bermudagrass/Kentucky Bluegrass
Field Dimensions.....	LF - 325, CF - 405, RF - 340
Affiliation.....	Cincinnati Reds
First Year of Affiliation.....	2000
Triple-A Titles.....	0
League Championships.....	4
Division Championship.....	8
Last Playoff Appearance.....	2010
2023 Record.....	75-73 (.507, 9th in IL)
2023 Average Attendance.....	5,512 (14th of 20 in IL)

FRONT OFFICE STAFF

President.....	Greg Gaiette
Executive Vice President/Controller.....	Michele Anderson
Head Groundskeeper.....	Tod Shafer
Media Relations Contact.....	Aaron Cheris
Broadcaster.....	Nick Curran

FIELD STAFF

Manager.....	Pat Kelly
Pitching Coach.....	Virgil Vasquez
Hitting Coach.....	Alex Pelaez
Coach.....	Mike Jacobs
Coach.....	Bryan LaHair
Athletic Trainers.....	Steve Gober & Kelsey Branstetter
Strength & Conditioning Coach.....	Kyle Laughlin
Performance Coach.....	Jordan Reyes

CINCINNATI TOP 10 PROSPECTS

(BASEBALL AMERICA RANKINGS)

1. Noelvi Marte (3B)	6. Carlos Jorge (2B)
2. Rhett Lowder (RHP)	7. Sal Stewart (3B)
3. Connor Phillips (RHP)	8. Leonardo Balcazar (SS)
4. Edwin Arroyo (SS)	9. Alfredo Duno (C)
5. Chase Petty (RHP)	10. Cam Collier (3B)

SERIES HISTORY

AMERICAN ASSOCIATION (1969-1997).....	131-131 (.500)
TRIPLE-A ALLIANCE (1988-1991).....	N/A
PACIFIC COAST LEAGUE (1998-2020).....	N/A
INTERNATIONAL LEAGUE (2021-PRESENT).....	18-23 (.439)

ALL-TIME RECORD.....	149-154 (.492)
POSTSEASON.....	N/A

RECENT SERIES RESULTS

YEAR	@ OMA	@ LOU	TOTAL
2005		N/A	
2006		N/A	
2007		N/A	
2008		N/A	
2009		N/A	
2010		N/A	
2011		N/A	
2012		N/A	
2013		N/A	
2014		N/A	
2015		N/A	
2016		N/A	
2017		N/A	
2018		N/A	
2019		N/A	
2021	4-2	--	4-2
2022	4-2	6-6	10-8
2023	4-7	0-6	4-13

2023 HEAD-TO-HEAD

DATE	SITE	TIME	RESULT	WIN	LOSS	SAVE
5/2/23	OMA	12:05 PM CT	L, 10-4	Abbott, A(1-0)	Castillo, M(0-5)	
5/3/23	OMA	11:05 AM CT	L, 7-4	Lively, B(4-0)	Martinez, M(1-1)	
5/4/23	OMA	6:35 PM CT	L, 12-10	Wynne, R(1-1)	Parrish, D(1-1)	
5/5/23	OMA	6:35 PM CT	W, 6-2	Mayers, M(2-1)	Williamson, B(1-4)	Kowar, J(1)
5/6/23	OMA	6:35 PM CT	W, 11-9	Sisk, E(1-2)	Kuhnel, J(0-1)	Cuas, J(1)
5/7/23	OMA	2:05 PM CT	L, 4-3	Brown, Z(1-1)	Kriske, B(0-1)	Busenitz, A(3)
8/1/23	LOU	6:35 PM ET	L, 3-2	Santillan, T(1-1)	Klein, W(1-1)	
8/2/23	LOU	6:35 PM ET	L, 5-4	Busenitz, A(3-2)	Chamberlain, C(1-2)	
8/3/23	LOU	6:35 PM ET	L, 11-2	Meisinger, R(1-1)	Parrish, D(4-3)	
8/4/23	LOU	7:15 PM ET	L, 8-3	Stoutd, L(3-3)	Veneziano, A(4-2)	
8/5/23	LOU	7:15 PM ET	L, 5-1	Gutierrez, V(1-0)	Bowlan, J(3-3)	
8/6/23	LOU	1:05 PM ET	L, 5-4	Bracho, S(2-1)	Klein, W(1-2)	
8/29/23	OMA	6:35 PM CT	W, 4-3	Coleman, D(1-2)	Karcher, R(5-4)	
8/30/23	OMA	6:35 PM CT	W, 4-2	Bowlan, J(4-5)	Mariot, M(4-3)	McArthur, J(1)
8/31/23	OMA	6:35 PM CT	L, 5-4	Phillips, C(2-3)	Parrish, D(4-6)	
9/1/23	OMA	6:35 PM CT	L, 12-7	Stoutd, L(4-6)	Hoffmann, A(1-2)	
9/2/23	OMA	6:35 PM CT	L, 4-2	Legumina, C(2-1)	Dipoto, J(2-2)	Bracho, S(3)
9/3/23	OMA	2:05 PM CT	W, 7-1	Veneziano, A(5-3)	Roa, C(0-4)	

2024 SCHEDULE

DATE	SITE	TIME
6/18/24	OMA	12:05 PM CT
6/19/24	OMA	7:05 PM CT
6/20/24	OMA	7:05 PM CT
6/21/24	OMA	7:05 PM CT
6/22/24	OMA	6:05 PM CT
6/23/24	OMA	5:05 PM CT
8/13/24	OMA	6:35 PM CT
8/14/24	OMA	6:35 PM CT
8/15/24	OMA	6:35 PM CT
8/16/24	OMA	6:35 PM CT
8/17/24	OMA	6:05 PM CT
8/18/24	OMA	5:05 PM CT
9/17/24	LOU	5:35 PM CT
9/18/24	LOU	11:05 AM CT
9/19/24	LOU	5:35 PM CT
9/20/24	LOU	6:15 PM CT
9/21/24	LOU	6:15 PM CT
9/22/24	LOU	12:05 PM CT

STORM CHASERS ORGANIZATION

2024 OMAHA STORM CHASERS

2023 SEASON IN REVIEW

PLAYER & COACH DATABASE

HISTORY & RECORDS

INTERNATIONAL LEAGUE

ROYALS ORGANIZATION

GENERAL INFORMATION



MEMPHIS REDBIRDS

TRIPLE-A AFFILIATE OF THE ST. LOUIS CARDINALS (SINCE 1998)

AUTOZONE PARK

200 Union Avenue
Memphis, TN, 38103

Telephone: (901) 721-6050

Website: www.memphisredbirds.com

Twitter: @MemphisRedbirds

Owner: Diamond Baseball Holdings, LLC

TEAM INFORMATION

First Year.....	1998
Ballpark	AutoZone Park
Year Opened.....	2000
Capacity.....	10,000
Playing Surface.....	Bermuda Grass
Field Dimensions	LF - 319, CF - 400, RF - 322
Affiliation	St. Louis Cardinals
First Year of Affiliation	1998
Triple-A Titles	1 (2018)
League Championships.....	4
Division Championship.....	6
Last Playoff Appearance	2018
2023 Record.....	71-78 (.477, 11th in IL)
2023 Average Attendance.....	3,174 (20th of 20 in IL)

FRONT OFFICE STAFF

President & General Manager	Craig Unger
VP, Stadium and Baseball Operations	Mike Voutsinas
Head Groundskeeper.....	Taylor Meppelink
Media Relations Contact.....	Alex Coil
Broadcaster(s).....	Alex Coil

FIELD STAFF

Manager.....	Ben Johnson
Pitching Coach	Darwin Marrero
Hitting Coach.....	Howie Clark
Coach.....	Will Hawk
Athletic Trainer	Dan Martin
Strength & Conditioning Coach.....	Henry Torres

ST. LOUIS TOP 10 PROSPECTS

(BASEBALL AMERICA RANKINGS)

1. Masyn Winn (SS)	6. Ivan Herrera (C)
2. Tekoah Roby (RHP)	7. Chase Davis (OF)
3. Victor Scott (OF)	8. Cooper Hjerpe (LHP)
4. Tink Hence (RHP)	9. Gordon Graceffo(RHP)
5. Thomas Saggese (2B)	10. Leonardo Bernal (C)

SERIES HISTORY

AMERICAN ASSOCIATION (1969-1997).....	N/A
TRIPLE-A ALLIANCE (1988-1991).....	N/A
PACIFIC COAST LEAGUE (1998-2020).....	145-172 (.457)
INTERNATIONAL LEAGUE (2021-PRESENT).....	5-7 (.514)

ALL-TIME RECORD.....	150-179 (.456)
POSTSEASON	3-1 (.750)

RECENT SERIES RESULTS

YEAR	@ OMA	@ MEM	TOTAL
2005	2-6	2-6	4-12
2006	4-4	5-3	9-7
2007	5-3	3-5	8-8
2008	4-4	30	4-12
2009	2-6	2-6	4-12
2010	3-5	4-4	7-9
2011	6-2	3-4	9-6
2012	4-4	4-4	8-8
2013	2-6	5-3	7-9
2014	4-4	4-4	8-8
2015	5-3	3-5	8-8
2016	5-3	3-5	8-8
2017	2-6	2-6	4-12
2018	3-5	2-6	5-11
2019	2-6	3-5	5-11
2021	---	N/A	---
2022	---	3-3	3-3
2023	2-4	---	2-4

2023 HEAD-TO-HEAD

DATE	SITE	TIME	RESULT	WIN	LOSS	SAVE
5/30/23	OMA	7:05 PM CT	W, 7-6	Veneziano, A(1-0)	Woodford, J(0-1)	Kriske, B(1)
5/31/23	OMA	7:05 PM CT	L, 9-4	McGreevy, M(4-0)	Cox, A(2-1)	
6/1/23	OMA	7:05 PM CT	L, 12-6	Hudson, D(2-3)	Snider, C(2-1)	
6/2/23	OMA	7:05 PM CT	W, 10-9(10)	Dipoto, J(2-0)	Walsh, J(2-1)	
6/3/23	OMA	7:05 PM CT	L, 4-2	Thompson, Z(1-1)	Castillo, M(0-6)	Zuniga, G(5)
6/4/23	OMA	5:05 PM CT	L, 6-5	Romero, J(1-1)	Dipoto, J(2-1)	

2024 SCHEDULE

DATE	SITE	TIME
6/4/24	OMA	7:05 PM CT
6/5/24	OMA	7:05 PM CT
6/6/24	OMA	7:05 PM CT
6/7/24	OMA	7:05 PM CT
6/8/24	OMA	6:05 PM CT
6/9/24	OMA	5:05 PM CT
9/3/24	MEM	6:45 PM CT
9/4/24	MEM	6:45 PM CT
9/5/24	MEM	6:45 PM CT
9/6/24	MEM	7:05 PM CT
9/7/24	MEM	6:05 PM CT
9/8/24	MEM	1:05 PM CT



NASHVILLE SOUNDS

TRIPLE-A AFFILIATE OF THE MILWAUKEE BREWERS (SINCE 2021)

FIRST HORIZON PARK

19 Junior Gilliam Way
Nashville, TN, 37219
Telephone: (615) 690-4487
Website: www.nashvillesounds.com
Twitter: @NashvilleSounds
Owner: MFP Baseball, LLC

TEAM INFORMATION

First Year.....1978
Ballpark.....First Horizon Park
Year Opened.....2015
Capacity.....10,000
Playing Surface.....Bermuda Grass
Field Dimensions.....LF - 330, CF - 403, RF - 310
Affiliation.....Milwaukee Brewers
First Year of Affiliation.....2021 (previously 2005-2014)
Triple-A Titles.....0
League Championships.....3
Division Championships.....11
Last Playoff Appearance.....2022
2023 Record.....83-65 (.561, 4th in IL)
2023 Average Attendance.....7,736 (4th of 20 in IL)

FRONT OFFICE STAFF

General Manager & COO.....Adam English
Asst. General Manager & VP, Operations.....Doug Scopel
Head Groundskeeper.....Thomas Trotter
Media Relations Contact.....Collin Perry
Broadcaster.....Jeff Hem

FIELD STAFF

Manager.....Rick Sweet
Pitching Coach.....Jeremy Accardo
Hitting Coach.....Al LeBoeuf
Hitting Coach.....Eric Theisen
Bench Coach.....David Tufo
Coach.....Ned Yost IV
Bullpen Coach.....Patrick McGuff
Athletic Trainer.....Jeff Paxson
Asst. Athletic Trainer.....Benny Arroyo
Strength & Conditioning Specialist.....Andrew Emmick
Asst. Strength & Conditioning Specialist.....Garrett Plumlee

MILWAUKEE TOP 10 PROSPECTS

(BASEBALL AMERICA RANKINGS)

- | | |
|----------------------------|---------------------------|
| 1. Jackson Chourio (OF) | 6. Garrett Mitchell (OF) |
| 2. Jacob Misiorowski (RHP) | 7. Luis Lara (OF) |
| 3. Jeferson Quero (C) | 8. Brock Wilken (3B) |
| 4. Tyler Black (3B) | 9. Carlos Rodriguez (RHP) |
| 5. Robert Gasser (LHP) | 10. Josh Knoth (RHP) |

SERIES HISTORY

AMERICAN ASSOCIATION (1969-1997).....106-102 (.501)
TRIPLE-A ALLIANCE (1988-1991).....N/A
PACIFIC COAST LEAGUE (1998-2020).....162-158 (.506)
INTERNATIONAL LEAGUE (2021-PRESENT).....2-4 (.333)

ALL-TIME RECORD.....270-264 (.506)
POSTSEASON.....3-2 (.600)

RECENT SERIES RESULTS

YEAR	@ OMA	@ NAS	TOTAL
2005	3-5	6-2	9-7
2006	5-3	2-6	7-9
2007	6-2	1-7	7-9
2008	4-4	4-4	8-8
2009	4-5	4-3	8-8
2010	4-4	4-4	8-8
2011	5-3	6-2	11-5
2012	6-2	3-5	9-7
2013	6-2	5-3	11-5
2014	4-4	3-5	7-9
2015	2-6	6-2	8-8
2016	1-7	2-6	3-13
2017	4-4	5-2	9-6
2018	5-3	2-6	7-9
2019	6-2	4-4	10-6
2021	N/A	N/A	N/A
2021	N/A	N/A	N/A
2023	---	2-4	2-4

2023 HEAD-TO-HEAD

DATE	SITE	TIME	RESULT	WIN	LOSS	SAVE
4/25/23	OMA	6:35 PM CT	L, 8-3	Gasser, R(1-0)	Heasley, J(1-3)	
4/26/23	OMA	6:35 PM CT	L, 5-0	Boushley, C(1-1)	Castillo, M(0-4)	
4/27/23	OMA	6:35 PM CT	W, 2-1	Cox, A(1-0)	Junk, J(2-1)	Wittgren, N(3)
4/28/23	OMA	6:35 PM CT	L, 4-3	Bukauskas, J(1-0)	Dye, J(0-1)	
4/29/23	OMA	6:35 PM CT	L, 6-5 (10)	Erceg, L(3-0)	Sisk, E(0-2)	
4/30/23	OMA	2:05 PM CT	W, 10-6	Núñez, A(1-1)	Bukauskas, J(1-1)	

2024 SCHEDULE

DATE	SITE	TIME
4/16/24	NAS	6:35 PM CT
4/17/24	NAS	6:35 PM CT
4/18/24	NAS	6:35 PM CT
4/19/24	NAS	6:35 PM CT
4/20/24	NAS	6:35 PM CT
4/21/24	NAS	2:05 PM CT

STORM CHASERS ORGANIZATION

2024 OMAHA STORM CHASERS

2023 SEASON IN REVIEW

PLAYER & COACH DATABASE

HISTORY & RECORDS

INTERNATIONAL LEAGUE

ROYALS ORGANIZATION

GENERAL INFORMATION



NORFOLK TIDES

TRIPLE-A AFFILIATE OF THE BALTIMORE ORIOLES (SINCE 2007)

HARBOR PARK

150 Park Avenue
 Norfolk, VA, 23510
 Telephone: (757) 622-2222
 Website: www.norfolktides.com
 Twitter: @NorfolkTides
 Owner: Diamond Baseball Holdings, LLC

TEAM INFORMATION

First Year.....1961
 Ballpark.....Harbor Park
 Year Opened.....1993
 Capacity.....11,856
 Playing Surface.....Grass
 Field Dimensions.....LF - 333, CF - 400, RF - 318
 Affiliation.....Baltimore Orioles
 First Year of Affiliation.....2007
 Triple-A Titles.....2 (Last: 2023)
 League Championships.....6
 Division Championship.....9
 Last Playoff Appearance.....2023
 2023 Record.....90-59 (.604, 1st in IL)
 2023 Average Attendance.....5,795 (13th of 20 in IL)

FRONT OFFICE STAFF

President.....Ken Young
 General Manager.....Joe Gregory
 Assistant General Manager.....Mike Watkins
 Head Groundskeeper.....Justin Hall
 Media Relations Contacts.....John Stanley & Anthony Alandt
 Broadcaster.....Pete Michaud

FIELD STAFF

Manager.....Buck Britton
 Pitching Coach.....Justin Ramsey
 Hitting Coach.....Mike Montville
 Fundamentals Coach.....Ramón Sambo
 Development Coach.....Joshua Rodrigues
 Athletic Trainer.....Alan Rail
 Strength & Conditioning Coach.....Jon Medici

BALTIMORE TOP 10 PROSPECTS

(BASEBALL AMERICA RANKINGS)

1. Jackson Holliday (SS)	6. DL Hall (LHP)
2. Samuel Basallo (C)	7. Joey Ortiz (SS)
3. Coby Mayo (3B)	8. Connor Norby (2B)
4. Colton Cowser (OF)	9. Enrique Bradfield (OF)
5. Heston Kjerstad (OF)	10. Chayce McDermott (RHP)

SERIES HISTORY

AMERICAN ASSOCIATION (1969-1997).....N/A
 TRIPLE-A ALLIANCE (1988-1991).....10-10 (.500)
 PACIFIC COAST LEAGUE (1998-2020).....N/A
 INTERNATIONAL LEAGUE (2021-PRESENT).....N/A

ALL-TIME RECORD.....10-10 (.500)
 POSTSEASON.....N/A

RECENT SERIES RESULTS

YEAR	@ OMA	@ NOR	TOTAL
2005		N/A	
2006		N/A	
2007		N/A	
2008		N/A	
2009		N/A	
2010		N/A	
2011		N/A	
2012		N/A	
2013		N/A	
2014		N/A	
2015		N/A	
2016		N/A	
2017		N/A	
2018		N/A	
2019		N/A	
2021		N/A	
2022		N/A	
2023		N/A	

2023 HEAD-TO-HEAD

DATE	SITE	TIME	RESULT	WIN	LOSS	SAVE
------	------	------	--------	-----	------	------

No games played in 2023

2024 SCHEDULE

DATE	SITE	TIME
------	------	------

No games scheduled in 2024



ROCHESTER RED WINGS

TRIPLE-A AFFILIATE OF THE WASHINGTON NATIONALS (SINCE 2021)

FRONTIER FIELD

One Morrie Silver Way
Rochester, NY, 14608
Telephone: (585) 454-1001
Website: www.redwingsbaseball.com
Twitter: @RocRedWings
Owner: Rochester Community Baseball, Inc.

TEAM INFORMATION

First Year.....	1928
Ballpark.....	Frontier Field
Year Opened.....	1996
Capacity.....	10,840
Playing Surface.....	Grass
Field Dimensions.....	LF - 335, CF - 402, RF - 322
Affiliation.....	Washington Nationals
First Year of Affiliation.....	2021
Triple-A Titles.....	4
League Championships.....	19
Division Championship.....	5
Last Playoff Appearance.....	2013
2023 Record.....	66-80 (.452, 18th in IL)
2023 Average Attendance.....	6,077 (11th of 20 in IL)

FRONT OFFICE STAFF

President, CEO and COO.....	Naomi Silver
Chairman of the Board.....	Gary Larder
General Manager.....	Dan Mason
Assistant General Manager.....	Will Rumbold
Assistant General Manager, Sales.....	Bob Craig
Head Groundskeeper.....	Gene Buonomo
Media Relations Contact.....	Morrie Silver
Broadcaster.....	Josh Whetzel

FIELD STAFF

Manager.....	Matt LeCroy
Pitching Coach.....	Rafael Chaves
Hitting Coach.....	Brian Daubach
Development Coach.....	Billy McMillon
Performance Analyst.....	Daniel Minter
Athletic Trainer.....	Eric Montague
Strength & Conditioning Coach.....	Mike Warren

WASHINGTON TOP 10 PROSPECTS

(BASEBALL AMERICA RANKINGS)

1. Dylan Crews (OF)	6. Jackson Rutledge (RHP)
2. James Wood (OF)	7. Robert Hassell (OF)
3. Brady House (3B)	8. Cristhian Vaquero (OF)
4. Cade Cavalli (RHP)	9. Elijah Green (OF)
5. Yohandy Morales (3B)	10. Jarlin Susana (RHP)

SERIES HISTORY

AMERICAN ASSOCIATION (1969-1997).....	N/A
TRIPLE-A ALLIANCE (1988-1991).....	8-7 (.533)
PACIFIC COAST LEAGUE (1998-2020).....	N/A
INTERNATIONAL LEAGUE (2021-PRESENT).....	7-5 (.583)

ALL-TIME RECORD.....	15-12 (.556)
POSTSEASON.....	4-1 (.800)

RECENT SERIES RESULTS

YEAR	@ OMA	@ ROC	TOTAL
2005		N/A	
2006		N/A	
2007		N/A	
2008		N/A	
2009		N/A	
2010		N/A	
2011		N/A	
2012		N/A	
2013		N/A	
2014		N/A	
2015		N/A	
2016		N/A	
2017		N/A	
2018		N/A	
2019		N/A	
2021		N/A	
2022	---	3-3	3-3
2023	---	4-2	4-2

2023 HEAD-TO-HEAD

DATE	SITE	TIME	RESULT	WIN	LOSS	SAVE
6/20/23	ROC	5:45 PM CT	L, 5-4	Ferrer, J(4-3)	Coleman, D(0-2)	Moreno, G(2)
6/21/23	ROC	12:05 PM CT	W, 7-3	Pennington, W(2-0)	Willingham, A(2-1)	
6/22/23	ROC	5:45 PM CT	W, 8-4	Bowlan, J(1-0)	Javier, O(0-1)	
6/23/23	ROC	5:45 PM CT	W, 4-2	Veneziano, A(4-0)	Adon, J(2-5)	Snider, C(2)
6/24/23	ROC	5:45 PM CT	L, 3-2	Machado, A(1-0)	Chamberlain, C(0-1)	
6/25/23	ROC	12:05 PM CT	W, 7-3	Marsh, A(2-0)	Peralta, W(2-5)	

2024 SCHEDULE

DATE	SITE	TIME
7/30/24	ROC	5:45 PM CT
7/31/24	ROC	12:05 PM CT
8/1/24	ROC	5:45 PM CT
8/2/24	ROC	5:45 PM CT
8/3/24	ROC	5:45 PM CT
8/4/24	ROC	12:05 PM CT

STORM CHASERS ORGANIZATION

2024 OMAHA STORM CHASERS

2023 SEASON IN REVIEW

PLAYER & COACH DATABASE

HISTORY & RECORDS

INTERNATIONAL LEAGUE

ROYALS ORGANIZATION

GENERAL INFORMATION



SCRANTON/W-B RAILRIDERS

TRIPLE-A AFFILIATE OF THE NEW YORK YANKEES (SINCE 2007)

PNC FIELD

235 Montage Mountain Road
Moosic, PA, 18507

Telephone: (570) 969-2255

Website: www.swbrailriders.com

Twitter: @SWBRailRiders

Owner: Diamond Baseball Holdings, LLC

TEAM INFORMATION

First Year.....	1989
Ballpark.....	PNC Field
Year Opened.....	2013
Capacity.....	10,000
Playing Surface.....	Grass
Field Dimensions.....	LF - 326, CF - 408, RF - 330
Affiliation.....	New York Yankees
First Year of Affiliation.....	2007
Triple-A Titles.....	1 (2016)
League Championships.....	2
Division Championship.....	2
Last Playoff Appearance.....	2019
2023 Record.....	73-75 (.493, 10th in IL)
2023 Average Attendance.....	4,944 (17th of 20 in IL)

FRONT OFFICE STAFF

General Manager.....	Katie Beekman
Sr. Director, Partnership Management & Marketing.....	Kristina Knight
Head Groundskeeper.....	Dustin Spiegel
Media Relations Contact.....	Adam Marco
Broadcasters.....	Adam Marco & Emily Messina

FIELD STAFF

Manager.....	Shelley Duncan
Pitching Coach.....	Graham Johnson
Hitting Coach.....	Trevor Amicone
Defensive Coach.....	José Javier
Bullpen Coach.....	Gerardo Casadiego
Athletic Trainer.....	Jimmy Downam
Asst. Athletic Trainer.....	Nori Subero
Strength & Conditioning Coach.....	Danny Smith
Video Assistant.....	Sullivan Lyons
Advance Scouting Analyst.....	Steven DiMaria

NEW YORK TOP 10 PROSPECTS

(BASEBALL AMERICA RANKINGS)

1. Jasson Dominguez (OF)	6. Austin Wells (C)
2. Spencer Jones (OF)	7. Drew Thorpe (RHP)
3. Everson Pereira (OF)	8. Henry Lalane (LHP)
4. Chase Hampton (RHP)	9. George Lombard (RHP)
5. Roderick Arias (SS)	10. Will Warren (RHP)

SERIES HISTORY

AMERICAN ASSOCIATION (1969-1997).....	N/A
TRIPLE-A ALLIANCE (1988-1991).....	7-5 (.583)
PACIFIC COAST LEAGUE (1998-2020).....	N/A
INTERNATIONAL LEAGUE (2021-PRESENT).....	6-6 (.500)

ALL-TIME RECORD.....	13-11 (.542)
POSTSEASON.....	N/A

RECENT SERIES RESULTS

YEAR	@ OMA	@ SWB	TOTAL
2005		N/A	
2006		N/A	
2007		N/A	
2008		N/A	
2009		N/A	
2010		N/A	
2011		N/A	
2012		N/A	
2013		N/A	
2014		N/A	
2015		N/A	
2016		N/A	
2017		N/A	
2018		N/A	
2019		N/A	
2021		N/A	
2022	3-3	---	3-3
2023	---	3-3	3-3

2023 HEAD-TO-HEAD

DATE	SITE	TIME	RESULT	WIN	LOSS	SAVE
5/9/23	SWB	5:05 PM CT	L, 14-2	Spence, M(3-2)	Parrish, D(1-2)	
5/10/23	SWB	10:05 AM CT	L, 4-3	McGarity, A(3-0)	Coleman, D(0-1)	
5/11/23	SWB	5:35 PM CT	W, 4-3 (11)	Núñez, A(2-1)	Snelten, D(0-2)	
5/12/23	SWB	5:35 PM CT	W, 3-2	Lynch IV, D(1-0)	Vásquez, R(0-5)	Wittgren, N(4)
5/13/23	SWB	3:05 PM CT	L, 8-6	McGarity, A(4-0)	Kriske, B(0-2)	
5/14/23	SWB	12:05 PM CT	W, 6-3	Dipoto, J(1-0)	Snelten, D(0-3)	Wittgren, N(5)

2024 SCHEDULE

DATE	SITE	TIME
No games scheduled in 2024		



ST. PAUL SAINTS

TRIPLE-A AFFILIATE OF THE MINNESOTA TWINS (SINCE 2021)

CHS FIELD

360 North Broadway Street
St. Paul, MN, 55101

Telephone: (651) 644-3517
Website: www.saintsbased.com
Twitter: @StPaulSaints

Owner: Diamond Baseball Holdings, LLC

TEAM INFORMATION

First Year.....	1993*
Ballpark.....	CHS Field
Year Opened.....	2015
Capacity.....	7,210
Playing Surface.....	Grass
Field Dimensions.....	LF - 330, CF - 392, RF - 320
Affiliation.....	Minnesota Twins
First Year of Affiliation.....	2021
Triple-A Titles.....	0
League Championships.....	0
Division Championship.....	0
Last Playoff Appearance.....	0
2023 Record.....	84-64 (.568, 3rd in IL)
2023 Average Attendance.....	6,492 (9th of 20 in IL)

*played in independent American Association from 1993-2020

FRONT OFFICE STAFF

Executive Vice President/General Manager.....	Derek Sharrer
Executive Vice President Sales & Operations.....	Chris Schwab
Executive Vice President.....	Tom Whaley
Vice President / Assistant General Manager.....	Sierra Bailey
Vice President / Assistant General Manager.....	Zane Heinselman
Head Groundskeeper.....	Marcus Campbell
Media Relations Contact.....	Sean Aronson
Broadcaster.....	Sean Aronson

FIELD STAFF

Manager.....	Toby Gardenhire
Pitching Coaches.....	Peter Larson & Dan Urbina
Hitting Coach.....	Shawn Schlechter
Bench Coach.....	Tyler Smarslock
Athletic Trainers.....	Ben Myers, Taylor Carpenter
Strength & Conditioning Coach.....	Stephen Hopkins
Coordinators, Baseball Technology.....	Lincoln Cicek, Alek Hughes

MINNESOTA TOP 10 PROSPECTS

(BASEBALL AMERICA RANKINGS)

1. Walker Jenkins (OF)	6. Matt Canterino (RHP)
2. Brooks Lee (SS)	7. Tanner Schobel (3B)
3. Emmanuel Rodriguez (OF)	8. C.J. Culpepper (RHP)
4. David Festa (RHP)	9. Austin Martin (2B)
5. Marco Raya (RHP)	10. Charlee Soto (RHP)

SERIES HISTORY

AMERICAN ASSOCIATION (1969-1997).....	N/A
TRIPLE-A ALLIANCE (1988-1991).....	N/A
PACIFIC COAST LEAGUE (1998-2020).....	N/A
INTERNATIONAL LEAGUE (2021-PRESENT).....	37-38 (.493)

ALL-TIME RECORD.....	37-38 (.493)
POSTSEASON.....	N/A

RECENT SERIES RESULTS

YEAR	@ OMA	@ STP	TOTAL
2005		N/A	
2006		N/A	
2007		N/A	
2008		N/A	
2009		N/A	
2010		N/A	
2011		N/A	
2012		N/A	
2013		N/A	
2014		N/A	
2015		N/A	
2016		N/A	
2017		N/A	
2018		N/A	
2019		N/A	
2021	6-6	9-9	15-15
2022	7-5	6-9	13-14
2023	7-5	2-4	9-9

2023 HEAD-TO-HEAD

DATE	SITE	TIME	RESULT	WIN	LOSS	SAVE
5/23/23	STP	11:07 AM CT	W, 6-1	Lynch IV, D(2-0)	WoodsRichardson(S05)	
5/24/23	STP	7:07 PM CT	L, 6-5	Ortega, O(2-0)	Kriske, B(0-3)	
5/25/23	STP	7:07 PM CT	L, 8-6	Henriquez, R(1-0)	Núñez, A(3-2)	Murphy, P(2)
5/26/23	STP	7:07 PM CT	W, 6-4	Parrish, D(2-2)	Sadzeck, C(1-3)	Coleman, D(1)
5/27/23	STP	7:07 PM CT	L, 14-1	Dobnak, R(2-1)	Heasley, J(1-5)	
5/28/23	STP	5:07 PM CT	L, 10-6	Winder, J(3-1)	Kowar, J(2-3)	
7/18/23	OMA	12:05 PM CT	W, 1-0	Pennington, W(4-0)	Winder, J(5-2)	
7/19/23	OMA	7:05 PM CT	L, 9-4	Varland, L(4-0)	Bowlan, J(2-1)	Sanchez, A(1)
7/20/23	OMA	7:05 PM CT	L, 6-5	Brice, A(1-1)	Cruz, S(0-1)	Murphy, P(6)
7/21/23	OMA	7:05 PM CT	W, 5-4	Chamberlain, C(1-1)	Winder, J(5-3)	
7/22/23	OMA	7:05 PM CT	W, 8-5	Klein, W(1-0)	Enlow, B(2-3)	
7/23/23	OMA	5:05 PM CT	W, 3-1	McArthur, J(1-3)	Murphy, P(5-2)	Klein, W(1)
8/22/23	OMA	6:35 PM CT	W, 14-4	Castillo, M(4-6)	Varland, L(7-1)	
8/23/23	OMA	6:35 PM CT	L, 6-4	Funderburk, K(4-1)	Klein, W(1-3)	
8/24/23	OMA	6:35 PM CT	L, 10-7	Boyle, M(3-0)	Bowlan, J(3-5)	Moran, J(1)
8/25/23	OMA	6:35 PM CT	L, 9-3	WoodsRichardson(S56)	Barlow, J(2-1)	
8/26/23	OMA	6:35 PM CT	W, 7-3	Hoffmann, A(1-1)	Dobnak, R(4-7)	
8/27/23	OMA	2:05 PM CT	W, 5-3	Castillo, M(5-6)	Boyle, M(3-1)	Heasley, J(1)

2024 SCHEDULE

DATE	SITE	TIME
5/14/24	STP	11:07 AM CT
5/15/24	STP	6:37 PM CT
5/16/24	STP	6:37 PM CT
5/17/24	STP	6:37 PM CT
5/18/24	STP	2:07 PM CT
5/19/24	STP	2:07 PM CT
7/23/24	STP	7:07 PM CT
7/24/24	STP	1:07 PM CT
7/25/24	STP	7:07 PM CT
7/26/24	STP	7:07 PM CT
7/27/24	STP	6:37 PM CT
7/28/24	STP	2:07 PM CT
8/27/24	OMA	6:35 PM CT
8/28/24	OMA	6:35 PM CT
8/29/24	OMA	6:35 PM CT
8/30/24	OMA	6:35 PM CT
8/31/24	OMA	6:05 PM CT
9/1/24	OMA	2:05 PM CT

STORM CHASERS ORGANIZATION

2024 OMAHA STORM CHASERS

2023 SEASON IN REVIEW

PLAYER & COACH DATABASE

HISTORY & RECORDS

INTERNATIONAL LEAGUE

ROYALS ORGANIZATION

GENERAL INFORMATION



SYRACUSE METS

TRIPLE-A AFFILIATE OF THE NEW YORK METS (SINCE 2019)

NBT BANK STADIUM

One Tex Simone Drive
Syracuse, NY, 13208
Telephone: (315) 474-7833
Website: www.syracusemets.com
Twitter: @SyracuseMets
Owner: New York Mets

TEAM INFORMATION

First Year..... 1934
Ballpark..... NBT Bank Stadium
Year Opened..... 1997
Capacity..... 10,815
Playing Surface..... Grass
Field Dimensions..... LF - 330, CF - 400, RF - 330
Affiliation..... New York Mets
First Year of Affiliation..... 2019
Triple-A Titles..... 0
League Championships..... 8
Division Championships..... 2
Last Playoff Appearance..... 2014
2023 Record..... 61-85 (.418, 19th in IL)
2023 Average Attendance..... 5,022 (16th of 20 in IL)

FRONT OFFICE STAFF

General Manager..... Jason Smolc
Assistant General Manager..... Katie Stewart
Assistant General Manager..... Brian Paupeck
Head Groundskeeper..... John Stewart
Media Relations Contact..... Michael Tricarico
Broadcasters..... Michael Tricarico & Evan Stockton

FIELD STAFF

Manager..... Dick Scott
Pitching Coach..... Kyle Driscoll
Pitching Coach..... Grayson Crawford
Hitting Coach..... Collin Hetzler
Bench Coach/Asst. Hitting Coach..... J.P. Arcencibia
Development Coach/Infield Coach..... Adrian Texidor
Head Athletic Trainer..... Austin Dayton
Asst. Athletic Trainer..... Kylie Holton
Strength Coach..... Alex Tavaraz

NEW YORK TOP 10 PROSPECTS

(BASEBALL AMERICA RANKINGS)

- | | |
|-------------------------|--------------------------|
| 1. Jett Williams (SS) | 6. Christian Scott (RHP) |
| 2. Ronny Mauricio (2B) | 7. Blade Tidwell (RHP) |
| 3. Drew Gilbert (OF) | 8. Colin Houck (SS) |
| 4. Luisangel Acuna (SS) | 9. Mike Vasil (RHP) |
| 5. Ryan Clifford (OF) | 10. Kevin Parada (C) |

SERIES HISTORY

AMERICAN ASSOCIATION (1969-1997)..... N/A
TRIPLE-A ALLIANCE (1988-1991)..... 14-3 (.824)
PACIFIC COAST LEAGUE (1998-2020)..... N/A
INTERNATIONAL LEAGUE (2021-PRESENT)..... 3-3 (.500)

ALL-TIME RECORD..... 17-6 (.739)
POSTSEASON..... 1-4 (.200)

RECENT SERIES RESULTS

YEAR	@ OMA	@ SYR	TOTAL
2005		N/A	
2006		N/A	
2007		N/A	
2008		N/A	
2009		N/A	
2010		N/A	
2011		N/A	
2012		N/A	
2013		N/A	
2014		N/A	
2015		N/A	
2016		N/A	
2017		N/A	
2018		N/A	
2019		N/A	
2021		N/A	
2022	---	3-3	3-3
2023		N/A	

2023 HEAD-TO-HEAD

DATE	SITE	TIME	RESULT	WIN	LOSS	SAVE
------	------	------	--------	-----	------	------

No games played in 2023

2024 SCHEDULE

DATE	SITE	TIME
------	------	------

No games scheduled in 2024



TOLEDO MUD HENS

TRIPLE-A AFFILIATE OF THE DETROIT TIGERS (SINCE 1987)

FIFTH THIRD FIELD

406 Washington Street
Toledo, OH, 43604
Telephone: (419) 725-4367
Website: www.mudhens.com
Twitter: @MudHens
Owner: Toledo Mud Hens Baseball Inc

TEAM INFORMATION

First Year..... 1965
Ballpark..... Fifth Third Field
Year Opened..... 2002
Capacity..... 10,300
Playing Surface..... Grass
Field Dimensions..... LF - 320, CF - 400, RF - 320
Affiliation..... Detroit Tigers
First Year of Affiliation..... 1987
Triple-A Titles..... 0
League Championships..... 3
Division Championships..... 7
Last Playoff Appearance..... 2018
2023 Record..... 70-78 (.473, T-12th in IL)
2023 Average Attendance..... 6,214 (10th of 20 in IL)

FRONT OFFICE STAFF

President & CEO..... Joe Napoli
Executive Vice President & General Manager..... Erik Ibsen
Head Groundskeeper..... Kyle Leppelmeier
Media Relations Contact..... Matt Melzak
Broadcasters..... Jim Weber & Matt Melzak

FIELD STAFF

Manager..... Tim Federowicz
Pitching Coach..... Doug Bochler
Pitching Coach..... Ollie Kadey
Hitting Coach..... Mike Hessman
Bench Coach..... Tim Garland
Athletic Trainer..... Chris McNeely
Strength Coach..... Phil Hartt

DETROIT TOP 10 PROSPECTS

(BASEBALL AMERICA RANKINGS)

- | | |
|-----------------------|-----------------------------|
| 1. Max Clark (OF) | 6. Justyn-Henry Malloy (OF) |
| 2. Jackson Jobe (RHP) | 7. Parker Meadows (OF) |
| 3. Colt Keith (3B) | 8. Kevin McGonigle (SS) |
| 4. Jace Jung (2B) | 9. Dillon Dingler (C) |
| 5. Ty Madden (RHP) | 10. Troy Melton (RHP) |

SERIES HISTORY

AMERICAN ASSOCIATION (1969-1997)..... N/A
TRIPLE-A ALLIANCE (1988-1991)..... 13-8 (.619)
PACIFIC COAST LEAGUE (1998-2020)..... N/A
INTERNATIONAL LEAGUE (2021-PRESENT)..... 25-29 (.463)

ALL-TIME RECORD..... 38-37 (.507)
POSTSEASON..... N/A

RECENT SERIES RESULTS

YEAR	@ OMA	@ TOL	TOTAL
2005		N/A	
2006		N/A	
2007		N/A	
2008		N/A	
2009		N/A	
2010		N/A	
2011		N/A	
2012		N/A	
2013		N/A	
2014		N/A	
2015		N/A	
2016		N/A	
2017		N/A	
2018		N/A	
2019		N/A	
2021	7-5	2-4	9-9
2022	7-5	1-5	8-10
2023	6-6	2-4	8-10

2023 HEAD-TO-HEAD

DATE	SITE	TIME	RESULT	WIN	LOSS	SAVE
4/4/23	OMA	6:35 PM CT	L, 9-2	White, B(1-0)	Castillo, M(0-1)	
4/5/23	OMA	12:05 PM CT	L, 7-6	Holton, T(1-0)	Weiss, R(0-1)	Diaz, M(2)
4/6/23	OMA	12:05 PM CT	L, 8-5	Fry, J(1-0)	Kowar, J(1-1)	Del Pozo, M(1)
4/7/23	OMA	6:35 PM CT	W, 9-4	Heasley, J(1-0)	Olson, R(0-2)	
4/8/23	OMA	2:05 PM CT	W, 13-8	Martinez, M(1-0)	Lorenzen, M(0-1)	
4/9/23	OMA	2:05 PM CT	L, 8-2	Holton, T(2-0)	Castillo, M(0-2)	
5/16/23	OMA	6:35 PM CT	L, 9-2	Hembree, H(4-1)	Heasley, J(1-4)	
5/17/23	OMA	6:35 PM CT	W, 16-8	Pennington, W(1-0)	Logue, Z(1-3)	
5/18/23	OMA	6:35 PM CT	W, 9-1	Cox, A(2-0)	Hanifee, B(0-3)	
5/19/23	OMA	6:35 PM CT	W, 9-1	Núñez, A(3-1)	Bergner, A(1-1)	
5/20/23	OMA	6:35 PM CT	L, 4-1	Olson, R(2-3)	McArthur, J(0-3)	Diaz, M(7)
5/21/23	OMA	5:05 PM CT	W, 8-4	Wittgren, N(1-0)	Elledge, S(0-1)	
8/15/23	TOL	5:35 PM CT	W, 11-8	Snider, C(5-1)	O'Loughlin, J(1-5)	
8/16/23	TOL	5:35 PM CT	L, 8-2	Montero, K(1-1)	Parrish, D(4-5)	
8/17/23	TOL	5:35 PM CT	L, 4-2	Hill, G(3-1)	Veneziano, A(4-3)	
8/18/23	TOL	6:05 PM CT	L, 5-0	Gipson-Long, S(1-2)	Bowlan, J(3-4)	
8/19/23	TOL	6:05 PM CT	W, 5-3	McArthur, J(2-3)	Logue, Z(3-8)	Snider, C(3)
8/20/23	TOL	3:05 PM CT	W, 3-1	O'Loughlin, J(2-5)	Hoffmann, A(0-1)	Diaz, M(14)

2024 SCHEDULE

DATE	SITE	TIME
6/11/24	TOL	6:05 PM CT
6/12/24	TOL	6:05 PM CT
6/13/24	TOL	6:05 PM CT
6/14/24	TOL	6:05 PM CT
6/15/24	TOL	6:05 PM CT
6/16/24	TOL	1:05 PM CT
7/9/24	OMA	7:05 PM CT
7/10/24	OMA	12:05 PM CT
7/11/24	OMA	7:05 PM CT
7/12/24	OMA	7:05 PM CT
7/13/24	OMA	6:05 PM CT
7/14/24	OMA	5:05 PM CT
9/10/24	OMA	12:05 PM CT
9/11/24	OMA	6:35 PM CT
9/12/24	OMA	6:35 PM CT
9/13/24	OMA	6:35 PM CT
9/14/24	OMA	6:05 PM CT
9/15/24	OMA	2:05 PM CT

STORM CHASERS ORGANIZATION

2024 OMAHA STORM CHASERS

2023 SEASON IN REVIEW

PLAYER & COACH DATABASE

HISTORY & RECORDS

INTERNATIONAL LEAGUE

ROYALS ORGANIZATION

GENERAL INFORMATION



WORCESTER RED SOX

TRIPLE-A AFFILIATE OF THE BOSTON RED SOX (SINCE 2021)

POLAR PARK

100 Madison Street
Worcester, MA, 01608
Telephone: (508) 500-8888
Website: www.woosox.com
Twitter: @WooSox

Owner: Diamond Baseball Holdings, LLC

TEAM INFORMATION

First Year.....2021*
Ballpark.....Polar Park
Year Opened.....2021
Capacity.....9,508
Playing Surface.....Kentucky Bluegrass
Field Dimensions.....LF - 330, CF - 403, RF - 320
Affiliation.....Boston Red Sox
First Year of Affiliation.....2021*
Triple-A Titles.....0*
League Championships.....4*
Division Championships.....7*
Last Playoff Appearance.....2014*
2023 Record.....79-68 (.537, 7th in IL)
2023 Average Attendance.....7,424 (5th of 20 in IL)
**played as Pawtucket Red Sox from 1973-2020*

FRONT OFFICE STAFF

President.....Dr. Charles Steinberg
Executive VP/General Manager.....Brooke Cooper
Head Groundskeeper.....Elliot Linstrum
Media Relations Contact.....Bill Wanless
Broadcasters ... Tyler Murray, Jim Cain, Mike Antonellis & Jay Burnham

FIELD STAFF

Manager.....Chad Tracy
Pitching Coach.....Dan DeLucia
Hitting Coach.....Rich Gedman
Bench Coach.....Jose Flores
Bullpen Coach.....Noah Junis
Asst. Hitting Coach.....Doug Clark
Development Coach.....Brendan Connolly
Athletic Trainers.....Scott Gallon & Nick Kuchwara
Strength & Conditioning Coach.....Joe Hudson

BOSTON TOP 10 PROSPECTS

(BASEBALL AMERICA RANKINGS)

1. Marcelo Mayer (SS)	6. Willyer Abreu (OF)
2. Roman Anthony (OF)	7. Wikelman Gonzalez (RHP)
3. Kyle Teel (C)	8. Nick Yorke (2B)
4. Ceddanne Rafaela (OF)	9. Luis Peralas (RHP)
5. Miguel Bleis (OF)	10. Yoelmin Cespedes (SS)

SERIES HISTORY

AMERICAN ASSOCIATION (1969-1997).....N/A
TRIPLE-A ALLIANCE (1988-1991).....10-6 (.647)
PACIFIC COAST LEAGUE (1998-2020).....N/A
INTERNATIONAL LEAGUE (2021-PRESENT).....N/A

ALL-TIME RECORD.....10-6 (.647)
POSTSEASON.....1-0 (1.000)

RECENT SERIES RESULTS

YEAR	@ OMA	@ WOR	TOTAL
2005		N/A	
2006		N/A	
2007		N/A	
2008		N/A	
2009		N/A	
2010		N/A	
2011		N/A	
2012		N/A	
2013		N/A	
2014		N/A	
2015		N/A	
2016		N/A	
2017		N/A	
2018		N/A	
2019		N/A	
2021		N/A	
2022		N/A	
2023		N/A	

2023 HEAD-TO-HEAD

DATE	SITE	TIME	RESULT	WIN	LOSS	SAVE
------	------	------	--------	-----	------	------

No games played in 2023

2024 SCHEDULE

DATE	SITE	TIME
------	------	------

No games scheduled in 2024

INTERNATIONAL LEAGUE
PRIMARY LOGOS



STORM CHASERS
ORGANIZATION

2024 OMAHA
STORM CHASERS

2023 SEASON
IN REVIEW

PLAYER & COACH
DATABASE

HISTORY &
RECORDS

INTERNATIONAL
LEAGUE

ROYALS
ORGANIZATION

GENERAL
INFORMATION



KANSAS CITY ROYALS

ORGANIZATION

2024 MEDIA GUIDE

ROYALS MINOR LEAGUE AFFILIATES



Manager: Matt Quatraro
Pitching Coach: Brian Sweeney
Hitting Coach: Alec Zumwalt
Bench Coach: Paul Hoover
Bullpen Coach: Mitch Stetter



Manager: Tommy Shields
Pitching Coach: Larry Carter
Assistant Pitching Coach: Sam Eades
Hitting Coach: Andy LaRoche
Assistant Hitting Coach: Chris Nelson
Assistant Coach: Kevin Kuntz



Manager: Brooks Conrad
Pitching Coach: Derrick Lewis
Assistant Pitching Coach: Taylor Bloye
Hitting Coach: Ryan Powers
Assistant Hitting Coach: Chris Corbett



Manager: Jesus Azuaje
Pitching Coach: John Habyan
Assistant Pitching Coach: Sam Freeman
Hitting Coach: Ari Adut
Assistant Hitting Coach: Kyle MacKinnon



Manager: Larry Sutton
Bench Coach: Miguel Bernard
Pitching Coaches: Julio Pimentel/Jesús Delgado
Rehab Pitching Coach: Ken Knutson
Hitting Coaches: Ramón Castro/Alejandro Gomez
Assistant Hitting Coach: Joel Rivera



Managers: Ramón Martínez and Sergio De Luna
Pitching Coaches: Christopher Marte and José Veras
Hitting Coaches: Wilson Betemit Sr. and Fernando Martínez
Bench Coaches: Quilvio Veras Sr. and Onil Joseph
Assistant Coaches: Jesus Atencio and Rosell Herrera

KANSAS CITY ROYALS

MLB (AMERICAN LEAGUE, CENTRAL DIVISION)

Executive Vice President and General Manager: J.J. Picollo

Media Relations Contact: Nick Kappel

Kauffman Stadium (37,903)

1 Royal Way • Kansas City, Missouri 64129

(816) 921-8000 • www.royals.com

2023: 56-106 (5th, American League Central)

World Series Titles: 2 (1985, 2015)

American League Titles: 4 (1980, 1985, 2014, 2015)

Division Titles: 7 (1976, 1977, 1978, 1980, 1984, 1985, 2015)

Wild Card Berths: 1 (2014)

NORTHWEST ARKANSAS NATURALS

DOUBLE-A (TEXAS LEAGUE, NORTH DIVISION)

Vice President/General Manager: Justin Cole

Senior Director of Marketing: Dustin Dethlefs

Media Relations Contact: Shawn Murnin

Arvest Ballpark (7,305)

3000 Gene George Blvd. Springdale, AR 72762

(479) 927-4900 • www.nwanaturals.com

First Year: 2008

Affiliation: Since 2008

QUAD CITIES RIVER BANDITS

HIGH-A (MIDWEST LEAGUE, WEST DIVISION)

Chief Operating Officer, Main Street Baseball, LLC: Joe Kubly

General Manager: Paul Kleinhans-Schulz

Media Relations Contact: Kyle Kercheval

Modern Woodmen Park (4,024)

209 South Gaines Street, Davenport Iowa, 52802

(563)-324-3000 • www.riverbandits.com

First Year: 1901

Affiliation: Since 2021

COLUMBIA FIREFLIES

SINGLE-A (CAROLINA LEAGUE, SOUTH DIVISION)

President: John Katz

Executive Vice President: Brad Shank

Media Relations Contact: John Kocsis Jr.

Segra Park (9,077)

1640 Freed Street, Columbia, South Carolina, 29201

(563)-324-3000 • www.columbiafireflies.com

First Year: 2016

Affiliation: Since 2021

SURPRISE ROYALS

ROOKIE, (ARIZONA COMPLEX LEAGUE)

Surprise Stadium (10,714)

15850 North Bullard, Surprise Arizona, 85374

First Year: 2003

Affiliation: Since 2003

DOMINICAN ROYALS

ROOKIE, (DOMINICAN SUMMER LEAGUE)

Carretera de Guerra KM 1

La Coba, Guerra, Santo Domingo, Dominican Republic

First Year: 1997

Affiliation: Since 1997

STORM CHASERS ORGANIZATION

2024 OMAHA STORM CHASERS

2023 SEASON IN REVIEW

PLAYER & COACH DATABASE

HISTORY & RECORDS

INTERNATIONAL LEAGUE

ROYALS ORGANIZATION

GENERAL INFORMATION



NORTHWEST ARKANSAS NATURALS

DOUBLE-A (TEXAS LEAGUE, NORTH DIVISION)

Media Relations Contact: Shawn Murnin (shawn@nwanaturals.com)

Arvest Ballpark (7,305)

First Year: 2008

Affiliation: Since 2008

2023: 64-74 (5th, Texas League, North Division)

League Titles: 2 (2010, 2021)

2023 NATURALS STATISTICS

2023 NATURALS HITTING STATISTICS

PLAYER	AVG	G	AB	R	H	TB	2B	3B	HR	RBI	BB	IBB	SO	SB	CS	OBP	SLG	OPS	PA	SAC	SF	HBP	GDP
Bates, Parker	.222	85	257	31	57	71	7	2	1	23	24	0	62	8	6	.293	.276	.569	290	3	3	3	5
Bonifacio, Jorge	.267	118	435	71	116	210	20	4	22	88	61	1	101	6	0	.354	.483	.837	508	0	9	3	7
Bradley, Tucker	.301	27	93	12	28	45	5	1	3	19	10	0	24	1	0	.355	.473	.828	107	0	4	0	0
Briceno, Jose	.246	15	65	3	16	19	3	0	0	7	2	0	16	0	0	.269	.292	.561	67	0	0	0	1
Cropley, Tyler	.234	43	145	17	34	52	6	0	4	17	19	0	39	0	1	.329	.359	.688	168	1	1	2	1
Cross, Gavin	.000	2	5	0	0	0	0	0	0	0	1	0	2	0	0	.167	.000	.167	6	0	0	0	0
Glendinning, Robbie	.242	26	91	6	22	33	3	1	2	16	18	0	28	0	1	.373	.363	.736	110	0	0	1	4
Govern, Jimmy	.226	63	217	33	49	72	7	2	4	23	15	0	44	3	1	.296	.332	.628	241	1	1	7	7
Guzman, Jeison	.244	64	213	32	52	90	10	2	8	36	30	0	89	4	3	.348	.423	.771	252	2	2	5	4
Hayes, Kyle	.364	6	11	6	4	7	1	0	1	5	0	2	0	0	0	.556	.636	1.192	18	0	1	1	0
Hernandez, Diego	.245	60	241	30	59	70	7	2	0	20	16	0	69	17	3	.302	.290	.592	269	7	1	4	2
Hernandez, Omar	.130	9	23	1	3	4	1	0	0	3	6	0	9	0	1	.333	.174	.507	30	0	0	1	1
Jenista, Greyson	.183	23	82	9	15	31	5	1	3	6	9	0	33	1	0	.272	.378	.650	92	0	0	1	0
McCullough, Morgan	.440	78	258	40	62	101	17	2	6	25	36	1	84	10	3	.346	.391	.737	309	0	6	9	5
Means, Jake	.165	69	231	23	38	64	5	0	7	27	28	0	70	5	2	.264	.277	.541	266	0	2	4	6
Rave, John	.275	54	200	33	55	86	10	3	5	24	34	0	58	6	4	.379	.430	.809	236	1	1	0	1
Reinheimer, Jack	.132	26	76	10	10	13	3	0	0	3	4	0	29	4	0	.185	.171	.356	82	1	0	1	0
Shrum, Dillan	.235	95	277	47	65	120	12	2	13	48	54	0	115	2	2	.399	.433	.832	578	2	2	23	0
Tilbert, Tyler	.276	126	518	95	143	217	24	10	10	50	40	0	127	50	8	.336	.419	.755	574	5	3	8	9
Town, River	.111	4	9	1	1	1	0	0	0	1	4	0	3	1	0	.357	.111	.468	14	0	3	0	0
Tresh, Luca	.228	92	334	44	76	121	11	2	10	48	43	0	72	1	1	.313	.362	.675	380	0	1	0	8
Valera, Leonel	.221	25	86	8	19	32	4	3	1	10	6	0	20	1	1	.292	.372	.664	98	2	1	3	1
Vaz, Javier	.304	33	112	17	34	48	4	2	2	12	15	0	18	4	1	.391	.429	.820	130	2	0	1	0
Wallace, Cayden	.236	33	127	19	30	46	5	1	3	20	12	0	23	3	0	.300	.362	.662	140	0	1	0	1
Wilson, Peyton	.286	128	489	70	140	201	33	5	6	65	55	0	101	19	7	.366	.411	.777	562	1	6	10	9
NWA TOTALS	.245	138	4595	658	1128	1753	203	46	110	592	547	2	1238	146	45	.334	.382	.716	5307	28	48	87	72

BOLD = Team Leader

2023 NATURALS PITCHING STATISTICS

PLAYER	W	L	ERA	G	GS	CG	SHO	GF	HLD	SV	SVO	IP	H	R	ER	HR	HB	BB	IBB	SO	AVG	WHIP	WP	BK	GDP	TBF
Alcantara, Adrian	2	0	3.00	5	0	0	1	0	0	0	0	9.0	10	4	3	1	9	0	0	9	2.11	.294	1	0	0	44
Anderson, Justin	0	2	7.47	10	0	0	0	2	1	0	0	15.2	16	14	13	1	2	5	0	20	1.34	.276	2	0	1	68
Barnett, Mason	2	1	3.58	7	7	0	0	0	0	0	0	32.2	27	13	13	2	1	12	0	43	1.19	.218	1	1	0	137
Bias, Dante	4	4	4.43	36	3	0	0	8	1	2	3	69.0	56	43	34	12	4	52	0	77	1.57	.222	5	1	3	311
Bowlan, Jonathan	1	5	7.20	10	9	0	0	0	0	0	0	35.0	44	30	28	7	3	13	0	47	1.63	.301	4	1	1	164
Brentz, Jake	0	0	9.00	1	0	0	0	0	0	0	0	1.0	0	1	1	0	0	2	0	2	2.00	.000	0	0	0	5
Cameron, Noah	3	10	6.10	17	17	0	0	0	0	0	0	72.1	87	52	49	14	4	26	0	74	1.56	.297	5	0	9	324
Cerantola, Eric	0	1	1.93	3	2	0	0	1	1	14.0	9	4	3	0	2	5	0	19	10.0	.196	1	0	3	54		
Chamberlain, Christian	2	1	1.99	20	0	0	0	4	5	0	3	31.2	13	10	7	0	5	22	0	49	1.11	.120	1	2	0	136
Chapman, Brandon	5	5	3.82	14	14	0	0	0	0	0	0	73.0	64	38	31	11	4	25	0	64	1.22	.234	3	0	8	302
Cruz, Steven	0	0	2.20	29	0	0	0	18	1	9	11	32.2	20	11	8	1	2	20	0	42	1.22	.174	4	1	4	137
de Geus, Brett	2	1	2.80	20	2	0	0	5	1	1	1	35.1	34	11	11	3	1	8	0	29	1.19	.260	1	2	5	141
Del Rosario, Yefri	6	2	3.12	39	0	0	0	14	5	2	5	52.0	38	24	18	4	3	26	2	65	1.23	.198	13	0	0	225
Dipoto, Jonah	0	0	0.87	7	0	0	0	1	0	0	0	10.1	9	4	1	0	2	4	0	13	1.26	.231	2	0	2	45
Fleming, William	2	0	4.34	10	8	0	0	2	0	0	0	47.2	49	23	23	6	1	17	0	38	1.38	.262	2	0	4	208
Govern, Jimmy	0	0	0.00	2	0	0	0	2	0	0	0	2.0	0	0	0	0	0	0	0	0	0.00	.000	0	0	0	6
Guerrero, Tyson	1	2	6.55	3	3	0	0	0	0	0	0	11.0	10	8	8	2	1	5	0	15	1.36	.233	1	0	1	49
Hoffmann, Andrew	4	6	5.56	20	19	0	0	0	0	0	0	87.1	95	55	54	12	5	43	0	87	1.58	.280	2	1	4	390
Kaufman, Rylan	0	3	16.20	4	1	0	0	1	0	1	2	6.2	8	12	12	1	0	12	0	7	3.00	.320	1	0	1	38
Keller, Brad	2	0	4.15	6	0	0	0	0	1	0	1	8.2	7	4	4	1	0	4	0	8	1.27	.212	0	0	1	37
Klein, Will	0	2	3.38	21	0	0	0	6	3	1	1	29.1	28	15	11	1	2	14	0	44	1.43	.250	3	1	2	131
Lynch IV, Daniel	0	0	7.71	1	1	0	0	0	0	0	0	2.1	4	2	2	0	1	0	0	6	2.14	.364	0	0	0	12
Marquez, Emilio	1	0	5.63	12	0	0	0	5	0	0	0	16.0	19	14	10	2	4	8	0	16	1.69	.284	2	0	0	79
Marsh, Alec	3	3	5.32	11	11	0	0	0	0	0	0	47.1	51	31	28	4	2	24	0	56	1.58	.276	6	2	2	212
McClelland, Jackson	0	0	13.50	4	0	0	0	2	0	0	0	4.2	6	7	7	1	0	7	0	4	2.79	.300	0	0	0	27
McCullough, Morgan	0	0	0.00	2	0	0	0	2	0	0	0	1.2	0	0	0	0	0	0	0	0	0.00	.000	0	0	1	5
McNivale, Andrew	1	0	6.23	11	0	0	0	3	1	1	1	13.0	13	9	9	1	1	10	0	16	1.77	.265	2	1	0	62
McMillon, John	3	2	0.87	15	0	0	0	9	1	5	6	20.2	12	4	2	0	0	11	0	30	1.11	.171	0	1	1	81
Medrano, Ronald	1	1	5.23	9	6	0	0	0	1	0	0	31.0	34	20	18	3	5	11	0	27	1.45	.279	1	0	3	139
Murdock, Noah	3	1	5.87	36	1	0	0	3	5	1	2	69.0	62	52	45	4	6	49	0	77	1.61	.242	7	0	5	315
Parrish, Drew	2	2	4.91	7	6	0	0	1	0	1	1	33.0	33	18	18	8	3	15	0	32	1.45	.252	0	0	1	149
Paulino, Anderson	2	0	4.32	19	0	0	0	8	2	5	5	25.0	26	13	12	0	2	9	0	20	1.40	.260	1	0	2	111
Pennington, Walter	0	0	0.00	8	0	0	0	7	0	1	1	9.2	4	0	0	0	0	4	0	11	0.83	.129	1	0	2	35
Sikkema, T.J.	4	4	5.85	34	0	0	0	3	2	0	2	72.1	61	50	47	11	11	39	1	63	1.38	.236	2	0	5	316
Simonelli, Anthony	1	0	6.35	9	0	0	0	1	2	1	1	11.1	16	8	8	2	2	3	0	14	1.68	.333	0			



QUAD CITIES RIVER BANDITS

HIGH-A (MIDWEST LEAGUE, WEST DIVISION)

Media Relations Contact: Kyle Kercheval (kyle@riverbandits.com)

Modern Woodmen Park (4,024)

First Year: 1901

Affiliation: Since 2021

2023: 55-77 (6th, Midwest League, West Division)

League Titles: 12 (1914, '33, '36, '49, '68, '71, '79, '90, 2011, '13, '17, '21)

2023 RIVER BANDITS STATISTICS

2023 RIVER BANDITS HITTING STATISTICS

PLAYER	AVG	G	AB	R	H	TB	2B	3B	HR	RBI	BB	IBB	SO	SB	CS	OBP	SLG	OPS	PA	SAC	SF	HBP	GDP
Alexander, Jack	.184	51	179	15	33	42	7	1	0	20	13	0	56	0	0	.250	.235	.485	197	0	1	3	7
Bates, Parker	.200	7	25	3	5	8	0	0	1	4	0	9	1	1	.333	.320	.653	30	0	0	0	1	0
Collins, Darryl	.244	23	78	13	19	24	2	0	1	9	9	0	12	4	0	.322	.308	.630	87	0	0	0	1
Cross, Gavin	.206	94	355	49	73	136	21	3	12	58	42	2	113	23	3	.300	.383	.683	407	0	3	7	5
Dickerson, Dustin	.223	27	103	10	23	28	2	0	1	10	15	0	21	1	0	.336	.272	.608	122	0	1	3	1
Dunhurst, Hayden	.000	1	3	0	0	0	0	0	0	0	0	0	2	0	0	.000	.000	.000	3	0	0	0	0
Emshoff, Kale	.225	89	316	35	71	120	15	2	10	44	29	0	91	2	1	.296	.380	.676	353	0	2	4	9
Gonzalez, Herard	.209	94	325	28	68	93	14	4	1	29	41	0	92	7	5	.296	.286	.582	376	5	4	1	7
Hayes, Kyle	.000	1	3	0	0	0	0	0	0	0	1	0	0	0	0	.000	.000	.000	4	1	0	0	1
Hernandez, Diego	.231	3	13	2	3	8	0	1	1	1	1	0	4	2	1	.333	.615	.948	15	0	0	1	0
Hollie, David	.208	25	77	12	16	25	4	1	5	8	0	34	4	1	.291	.325	.616	86	0	0	1	1	1
Jensen, Carter	.211	116	399	61	84	145	20	4	11	45	92	1	120	11	1	.356	.363	.719	497	0	5	1	7
Johnson, Justin	.202	30	109	8	22	26	4	0	0	8	12	0	25	4	1	.296	.239	.535	126	1	1	3	3
Kennedy, Eric	.225	23	71	11	16	26	2	1	2	7	16	0	23	2	0	.360	.366	.726	89	0	2	0	0
Negret, Juan Carlos	.210	111	405	55	85	158	16	0	19	70	43	0	125	3	1	.306	.390	.696	464	0	2	14	9
Newton, Sheryven	.222	96	324	47	72	140	17	3	15	47	37	1	119	3	0	.305	.432	.737	366	2	1	2	7
Pineda, Jack	.227	62	242	42	55	76	15	0	2	15	41	0	74	16	3	.344	.314	.658	288	3	0	2	3
Ramirez, Jean	.218	22	87	15	19	26	1	0	2	6	9	0	20	6	3	.306	.299	.605	100	2	0	2	0
Town, River	.269	84	301	44	81	110	9	1	6	38	41	0	55	20	4	.375	.365	.740	357	0	3	12	12
Valdez, Enrique	.197	22	66	10	13	17	2	1	0	3	3	0	36	3	0	.254	.258	.512	71	0	0	2	0
Vaz, Javier	.270	86	333	49	90	130	14	4	6	39	49	0	32	26	2	.367	.390	.757	388	1	2	3	3
Wallace, Cayden	.261	97	376	56	98	162	22	6	10	64	42	1	94	15	6	.341	.431	.772	428	0	4	6	12
Wallace, Paxton	.194	42	139	9	27	37	8	1	0	6	13	0	40	1	3	.273	.266	.539	154	0	0	2	3
QC TOTALS	.225	132	4329	574	973	1537	195	33	101	526	560	5	1198	154	37	.321	.355	.676	5008	15	31	70	91

BOLD = Team Leader

2023 RIVER BANDITS PITCHING STATISTICS

PLAYER	W	L	ERA	G	GS	CG	SHO	GF	HLD	SV	SVO	IP	H	R	ER	HR	HB	BB	IBB	SO	AVG	WHIP	WP	BK	GDP	TBF
Alcantara, Adrian	1	4	5.26	6	6	0	0	0	0	0	0	25.2	25	16	15	3	2	13	0	15	1.48	2.50	5	1	1	115
Arias, Wander	3	4	6.23	45	0	0	0	24	4	8	14	65.0	68	53	45	8	7	31	0	76	1.52	2.70	6	1	6	296
Avila, Luiander	4	7	4.39	22	20	0	0	2	0	0	0	108.2	101	57	53	3	13	44	0	102	1.33	2.48	7	2	8	472
Barnett, Mason	4	6	3.18	16	16	0	0	0	0	0	0	82.0	59	33	29	3	6	38	0	94	1.18	2.03	7	1	5	339
Barroso, Luis	1	3	5.98	19	1	0	0	7	2	2	2	40.2	45	28	27	7	1	12	0	19	1.40	2.78	2	1	1	176
Cameron, Noah	2	2	3.60	7	7	0	0	0	0	0	0	35.0	28	15	14	5	3	9	0	58	1.06	2.15	2	1	1	142
Cerantola, Eric	3	3	4.04	29	2	0	0	4	5	1	1	62.1	46	31	28	3	8	41	0	80	1.40	1.99	16	0	2	280
Champlain, Chandler	6	3	2.74	11	11	0	0	0	0	0	0	62.1	48	20	19	5	4	18	0	61	1.06	2.14	3	0	5	247
Fleming, William	3	2	3.92	13	11	0	0	0	0	1	1	59.2	69	26	26	3	5	17	0	53	1.44	2.92	4	0	3	259
Guerrero, Tyson	2	4	3.63	18	17	0	0	0	0	0	0	84.1	65	37	34	10	7	29	0	106	1.11	2.15	3	0	3	342
Harm, Parker	3	4	5.21	33	0	0	0	8	3	0	2	38.0	28	26	22	2	8	31	1	44	1.55	2.04	7	0	2	179
Johnson, Brandon	6	3	5.04	40	0	0	0	8	4	2	6	60.2	58	41	34	8	2	34	0	80	1.52	2.47	4	0	1	275
Kaufman, Rylan	0	0	1.62	5	3	0	0	1	0	0	0	16.2	11	3	3	0	0	14	0	21	1.50	1.83	3	0	1	74
Kudrna, Ben	1	4	5.36	8	8	0	0	0	0	0	0	40.1	52	25	24	7	1	15	0	34	1.66	3.25	1	0	6	177
Marquez, Emilio	1	0	3.00	9	0	0	0	3	0	0	0	15.0	9	6	5	2	1	4	0	24	0.87	1.67	0	0	0	59
McKeehan, Cooper	2	2	8.78	10	0	0	0	5	0	0	2	13.1	17	17	13	2	0	12	0	14	2.18	3.09	0	0	2	68
McMillon, John	3	1	2.70	13	0	0	0	6	1	1	1	20.0	8	6	6	1	1	8	0	40	0.80	1.19	4	1	0	77
Medrano, Ronald	0	0	5.40	2	1	0	0	0	0	0	0	5.0	5	3	3	0	0	2	0	7	1.40	2.94	1	0	0	21
Monke, Gaden	0	0	2.70	3	0	0	0	1	1	0	0	3.1	3	1	1	0	0	3	0	4	1.80	2.50	0	0	0	15
Mozzicato, Frank	0	4	7.12	9	9	0	0	0	0	0	0	36.2	34	33	29	7	1	33	0	45	1.83	2.39	5	0	1	178
Noriega, Cruz	3	3	3.12	20	6	0	0	5	2	1	4	66.1	57	29	23	5	4	15	1	56	1.09	2.27	5	1	4	273
Olivarez, Marcus	0	0	29.25	3	0	0	0	1	0	0	0	4.0	12	13	13	1	0	6	0	3	4.50	5.22	5	0	0	30
Panzini, Shane	0	2	17.05	2	2	0	0	0	0	0	0	6.1	14	13	12	3	1	5	0	7	3.00	4.52	1	0	0	38
Paulino, Anderson	0	2	3.97	27	0	0	0	18	0	7	10	34.0	34	19	15	1	4	14	1	35	1.41	2.60	6	0	2	150
Ramsey, Ryan	1	2	10.67	5	2	0	0	0	0	0	1	14.1	24	18	17	0	1	10	0	22	2.37	3.58	1	0	0	79
Sandlin, David	0	1	4.50	2	2	0	0	0	0	0	0	8.0	6	4	4	1	1	5	0	8	1.38	2.07	1	0	0	35
Sears, Ben	0	1	10.00	5	0	0	0	0	0	0	0	9.0	13	10	10	2	1	4	0	6	1.89	3.51	2	1	0	44
Simonelli, Anthony	2	4	3.29	33	0	0	0	20	3	4	4	38.1	30	17	14	3	1	12	0	42	1.10	2.13	4	0	1	155
Wallace, Chase	0	0	2.00	6	0	0	0	3	1	0	0	9.0	8	3	2	1	0	3	0	7	1.22	2.42	1	0	1	36
Wereski, Ben	3	2	4.05	18	0	0	0	10	2																	



COLUMBIA FIREFLIES

SINGLE-A (CAROLINA LEAGUE, SOUTH DIVISION)

Media Relations Contact: John Kocsis Jr. (jkocsis@columbiafireflies.com)
Seqa Park (9,077)
First Year: 2016
Affiliation: Since 2021
2023: 66-65 (4th, Carolina League, South Division)
League Titles: 0

2023 FIREFLIES STATISTICS

2023 FIREFLIES HITTING STATISTICS

PLAYER	AVG	G	AB	R	H	TB	2B	3B	HR	RBI	BB	IBB	SO	SB	CS	OBP	SLG	OPS	PA	SAC	SF	HBP	GDP
Calderon, Junior	.160	30	94	6	15	25	3	2	1	5	16	0	39	3	2	.282	.266	.548	110	0	0	0	1
Candelario, Wilmin	.123	26	57	6	7	10	3	0	2	6	0	32	3	1	.215	.175	.390	65	0	1	1	1	
Charles, Austin	.230	69	261	29	60	93	18	3	3	31	22	1	73	12	3	.290	.356	.646	296	3	7	3	3
Dickey, Jared	.347	28	95	18	33	44	5	3	0	19	12	0	11	3	0	.434	.463	.897	113	0	2	4	6
Dunhurst, Hayden	.178	27	90	6	16	28	4	1	2	12	6	0	41	0	1	.237	.311	.548	98	1	0	1	1
Florentino, Omar	.153	35	98	9	15	20	3	1	0	7	9	0	30	6	4	.229	.204	.433	111	2	1	1	1
Hernandez, Omar	.223	81	283	51	63	88	8	1	5	27	35	0	52	26	10	.312	.311	.623	333	2	5	4	7
Hollie, David	.150	21	60	11	9	27	0	0	6	12	13	0	26	8	0	.363	.450	.813	80	0	0	7	1
Leyton, Roger	.221	82	272	27	60	77	8	0	3	33	22	0	82	11	4	.299	.283	.582	309	1	4	10	6
McNair, Brennan	.191	70	215	24	41	63	6	5	2	15	35	0	98	19	2	.314	.293	.607	256	1	1	4	4
Nivens, Spencer	.184	28	98	12	18	27	3	0	2	7	23	0	20	7	3	.336	.276	.612	122	0	1	0	0
Peña, Erick	.133	75	240	26	32	71	7	1	10	33	47	0	153	11	6	.276	.296	.572	290	0	2	1	2
Pire, Emmanuel	.167	11	30	7	5	0	0	0	2	6	0	0	6	0	0	.297	.167	.464	37	0	1	0	1
Ramirez, Jean	.298	81	295	47	88	120	9	4	5	24	36	0	85	28	17	.374	.407	.781	342	8	2	1	1
Roccaforte, Carson	.257	27	101	19	26	36	6	2	0	12	19	0	31	11	3	.377	.356	.733	122	0	1	1	2
Rodriguez, Lizandro	.235	118	426	64	100	148	17	5	7	44	49	0	108	18	11	.325	.347	.672	486	0	2	9	8
Salon, Dionmy	.230	74	243	31	56	70	8	0	2	18	27	0	68	3	4	.330	.288	.618	280	1	0	9	5
Squires, Brett	.263	122	419	65	110	180	21	2	15	69	66	0	146	32	8	.381	.430	.811	511	1	5	17	3
Shuler, Levi	.158	60	184	26	29	48	7	3	2	14	35	0	86	11	4	.308	.261	.569	277	0	2	6	2
Vazquez, Daniel	.223	113	400	57	89	115	15	1	3	43	62	1	107	32	10	.330	.288	.618	471	4	2	3	4
Werner, Trevor	.354	31	113	32	40	79	11	2	8	36	21	1	31	8	4	.459	.699	1.158	135	0	0	1	2
COL TOTALS	.224	131	4074	573	912	1374	162	36	76	465	567	3	1325	252	97	.328	.337	.665	4794	24	39	83	63


BOLD = Team Leader

2023 FIREFLIES PITCHING STATISTICS

PLAYER	W	L	ERA	G	GS	CG	SHO	GF	HLD	SV	SVO	IP	H	R	ER	HR	HB	BB	IBB	SO	AVG	WHIP	WP	BK	GDP	TBF
Alcantara, Adrian	0	0	0.00	1	0	0	0	0	0	0	0	3.0	2	0	0	0	0	0	0	0	6.67	.182	0	0	0	11
Anglin, Mack	1	1	2.29	24	0	0	0	1	6	0	2	39.1	30	15	10	1	0	27	0	44	1.45	210	6	0	4	172
Aronde, Felix	1	0	3.72	2	2	0	0	0	0	0	0	9.2	8	8	4	2	0	6	0	12	1.45	216	1	0	3	43
Diaz, Brandon	0	1	8.10	2	2	0	0	0	0	0	0	6.2	12	7	6	0	1	3	0	4	2.25	.387	3	0	1	35
Hernandez, Ben	2	3	4.71	9	8	0	0	0	0	0	0	42.0	53	26	22	2	1	22	0	26	1.79	.312	1	1	2	196
Herrera, Eduardo	7	2	5.02	34	0	0	0	9	2	3	4	52.0	55	33	29	5	7	34	0	74	1.71	.282	8	0	3	239
Isbell, Chase	0	1	13.50	2	0	0	0	0	0	0	0	3.1	5	7	5	0	0	4	0	2	2.70	.313	1	0	0	20
Kudrna, Ben	4	3	3.56	14	13	0	0	1	0	0	1	68.1	67	28	27	7	0	30	0	70	1.42	.257	4	1	4	291
Martin, Logan	0	0	3.60	2	2	0	0	0	0	0	0	5.0	4	2	2	1	0	2	0	6	1.20	.235	0	1	0	20
Martinez, Chazz	6	8	4.08	39	0	0	0	8	4	2	6	64.0	64	41	29	4	1	31	0	86	1.48	.252	9	3	4	287
McKeehan, Cooper	8	1	1.08	31	0	0	0	23	0	11	12	50.0	29	10	6	2	1	10	1	53	0.78	.171	6	0	6	181
McMillon, John	1	0	3.38	9	0	0	0	7	0	4	4	10.2	4	4	0	0	0	6	0	21	0.94	.108	3	4	0	43
Mozzicato, Frank	2	5	3.04	12	12	0	0	0	0	0	0	56.1	36	21	19	5	0	34	0	85	1.24	.180	7	0	2	235
Novas, Elvis	0	0	4.09	8	0	0	0	2	0	0	1	11.0	13	5	5	2	3	6	0	9	1.73	.302	1	0	1	54
Olivarez, Marcus	1	4	6.08	28	0	0	0	10	2	0	1	40.0	45	32	27	5	8	30	1	53	1.88	.290	10	4	6	194
Panzini, Shane	3	9	4.47	20	20	0	0	0	0	0	0	90.2	90	52	45	8	4	51	0	98	1.56	.268	1	3	3	396
Patterson, Hunter	0	0	0.00	1	1	0	0	0	0	0	0	3.0	3	0	0	0	0	0	0	2	1.00	.250	0	0	0	12
Ramsey, Ryan	2	0	0.54	7	7	0	0	0	0	0	0	33.1	17	3	2	0	4	10	0	38	0.81	.150	0	2	1	129
Rayo, Oscar	5	2	3.15	23	6	0	0	9	0	2	2	71.1	65	32	25	1	5	12	0	66	1.08	.239	1	3	5	289
Regalado, Nicholas	1	1	2.78	20	0	0	0	12	0	3	3	32.1	29	13	10	0	2	17	0	43	1.42	.282	7	4	2	139
Reyes, Emmanuel	1	5	4.30	7	7	0	0	0	0	0	0	37.2	39	20	18	4	2	8	0	29	1.25	.267	2	0	1	158
Sandlin, David	4	1	3.38	12	12	0	0	0	0	0	0	58.2	57	23	22	8	0	13	0	79	1.19	.259	0	0	5	236
Scott, Wesley	2	2	4.76	24	0	0	0	10	2	2	2	34.0	28	20	18	0	7	29	0	40	1.68	.222	7	4	2	163
Sears, Ben	3	1	3.21	31	0	0	0	15	1	9	11	61.2	57	27	22	5	1	9	0	62	1.07	.244	3	1	5	246
Solano, Adrian	0	0	94.50	2	0	0	0	0	0	0	0	0.2	7	7	0	0	0	8	0	2	15.00	.500	1	0	0	12
Valerio, Samuel	1	5	5.35	27	3	0	0	11	3	0	2	35.1	26	23	21	3	3	30	0	53	1.58	.208	14	0	1	159
Veliz, Mauricio	5	6	4.76	22	20	0	0	1	0	1	0	98.1	107	63	52	10	6	38	0	68	1.47	.273	8	5	6	443
Wallace, Chase	3	1	3.52	21	0	0	0	9	2	1	1	30.2	30	15	12	1	5	9	0	35	1.27	.254	2	0	1	134
Widener, Jacob	0	0	10.38	4	0	0	0	2	0	0	0	4.1	4	5	5	2	6	2	0	8	1.38	.235	0	0	0	25
Williams, Henry	2	1	3.38	5	5	0	0	0	0	0	0	24.0	18	10	9	3	1	13	0	23	1.29	.209	2	0	3	101
Zobac, Steven	1	2	2.09	14	10	0	0	0	3	0	0	51.2	43	15	12	2	1	12	0	61	1.06	.225	0	0	3	204
COL TOTALS	66	65	3.78	131	131	0	12	129	26	37	53	1129.0	1042	567	474	83	69	506	2	1258	.245	1.37	103	32	75	4867

BOLD = Team Leader

ROYALS ORGANIZATION



ACL ROYALS

ROOKIE, (ARIZONA COMPLEX LEAGUE, WEST DIVISION)

Surprise Stadium (10,714)

First Year: 2003

Affiliation: Since 2003

2023: 31-25 (3rd, Arizona Complex League, West Division)

League Titles: 0

2023 ACL ROYALS STATISTICS

2023 ACL ROYALS HITTING STATISTICS

PLAYER	AVG	G	AB	R	H	2B	3B	HR	RBI	BB	IBB	SO	SB	CS	OBP	SLG	OPS	PA	SAC	SF	HBP	GDP	
Advincola, Yeudi	.188	16	48	12	9	12	1	0	1	8	0	15	5	1	.316	.250	.566	57	0	0	1	0	
Alexander, CJ	.412	6	17	8	7	21	2	0	4	15	6	0	3	0	.600	1.235	1.835	25	0	0	0	2	
Allende, Giuliano	.226	25	84	21	19	26	4	0	1	16	14	0	32	10	.247	.310	.657	101	0	1	2	0	
Burke, Chris	.091	5	11	1	2	1	0	0	0	3	0	6	0	0	.286	.182	.468	14	0	0	0	0	
Candelario, Wilmin	.286	2	7	2	2	5	0	0	1	2	0	4	1	0	.444	.714	1.158	9	0	0	0	0	
Cepero, Ryan	.158	25	76	13	12	16	4	0	0	7	8	0	27	2	.250	.211	.461	88	0	2	2	0	
Charles, Austin	.455	2	11	5	5	11	1	1	3	0	0	3	0	0	.455	1.000	1.455	11	0	0	0	0	
Collins, Darnel	.172	27	87	8	15	26	3	1	2	15	7	0	29	2	.232	.299	.531	95	0	1	0	2	
De Los Santos, Jaewel	.130	8	23	6	3	4	1	0	1	5	6	0	10	3	.310	.174	.484	29	0	0	0	1	
Dickerson, Dustin	.357	4	14	2	5	5	0	0	0	4	0	2	1	0	.357	.357	.714	14	0	0	0	0	
Dickey, Jared	.182	4	11	2	2	4	0	0	1	2	0	2	1	0	.357	.364	.721	14	0	0	1	0	
Dunhurst, Hayden	.091	3	11	2	1	2	1	0	0	3	4	0	5	0	.313	.182	.495	16	0	1	0	0	
Figuera, Derlin	.571	11	35	14	20	36	10	0	2	8	9	0	4	1	.659	1.029	1.688	44	0	0	0	0	
Fluorento, Omar	.182	6	22	3	4	8	2	1	0	2	1	6	0	0	.217	.364	.581	23	0	0	0	1	
Guzman, Diego	.198	31	86	10	17	26	4	1	1	19	8	0	17	2	.260	.302	.562	96	2	0	0	0	
Guzman, Jeison	.154	7	26	4	4	9	0	1	1	7	4	0	7	0	.313	.346	.659	32	0	2	0	0	
Hernandez, Diego	.440	6	25	7	11	19	0	1	2	6	3	0	6	0	.517	.760	1.277	29	0	0	1	0	
Jordan, Justin	.375	3	8	2	3	4	1	0	0	1	0	1	0	2	.444	.500	.944	9	0	0	0	0	
Kennedy, Eric	.444	4	9	4	4	5	1	0	0	6	0	1	0	0	.667	.556	1.223	15	0	0	0	0	
Loflin, Nick	.471	6	17	10	8	12	1	0	1	5	6	0	4	1	.615	.706	1.321	26	0	1	2	0	
Lucas, Aladin	.301	26	73	15	22	30	5	0	1	12	18	0	18	5	.463	.411	.874	95	0	0	0	1	
Mendez, Jairo	.292	28	96	15	28	48	5	3	3	17	9	0	34	4	.355	.500	.855	107	1	1	1	3	
Mitchell, Blake	.147	13	34	8	5	6	1	0	0	3	17	0	14	1	.042	.176	.599	52	0	1	0	0	
Nivens, Spencer	.313	4	16	3	5	9	4	0	1	1	0	2	1	0	.353	.563	.916	17	0	0	0	0	
Novas, Josi	.324	35	111	26	36	50	5	0	3	21	23	0	42	8	.347	.450	.887	135	0	1	0	1	
Nuel, Omar	.321	29	109	19	35	48	10	0	1	22	6	0	30	10	.369	.440	.809	122	0	3	4	2	
Perdomo, Johnny	.336	36	134	31	45	61	8	1	2	24	9	0	29	16	.381	.455	.836	148	1	2	2	4	
Pire, Emmanuel	.279	17	43	8	12	17	2	0	1	9	8	0	10	0	.377	.395	.772	53	0	2	0	1	
Rocaforote, Carson	.533	4	15	3	8	9	1	0	0	3	0	0	3	5	.500	.600	1.100	16	0	1	0	1	
Rushford, Milo	.333	32	111	32	37	60	8	3	3	21	20	0	30	9	.441	.541	.982	136	0	2	3	1	
Russell, Stone	.269	9	26	6	7	12	3	1	0	3	4	0	5	2	.367	.462	.829	30	0	0	0	1	
Seijas, Rothkeag	.200	15	40	5	8	17	3	0	2	6	10	0	14	1	.365	.425	.790	52	0	1	1	0	
Silva, Gabriel	.254	34	118	28	30	50	8	4	24	16	0	50	2	2	.360	.424	.784	139	0	1	4	0	
Torres, Erick	.319	36	138	29	44	59	5	0	5	18	16	0	20	11	4	.392	.428	.820	160	2	2	2	2
Town, River	.125	3	8	2	1	4	0	0	1	2	3	0	1	1	.042	.500	.962	13	0	0	2	0	
Um, Hyungchan	.220	15	50	9	11	16	2	0	1	5	7	0	15	1	.305	.320	.625	59	0	2	0	2	
Valera, Leonel	.235	6	17	2	4	5	1	0	0	3	3	0	6	0	.333	.294	.627	21	0	1	0	2	
Werner, Trevor	.333	4	15	4	5	11	1	1	1	4	1	0	6	2	.375	.733	1.108	16	0	0	0	0	
ROY TOTALS	.278	56	1782	371	495	765	109	22	39	311	269	0	513	108	.333	.378	.429	.807	2118	3	28	36	24

BOLD = Team Leader

2023 ACL ROYALS PITCHING STATISTICS

PLAYER	W	L	ERA	G	GS	CG	SHO	GF	HLD	SV	SVO	IP	H	R	ER	HR	BB	BB	IBB	SO	AVG	WHIP	WP	BK	GDP	TBF
Anderson, Justin	3	0	7.64	12	1	0	0	4	1	0	0	17.2	15	16	15	0	1	14	0	37	1.64	.217	11	2	0	84
Anglin, Mack	1	0	0.00	3	1	0	0	0	0	0	0	5.1	3	0	0	0	0	2	0	5	0.94	.158	0	0	0	21
Aronde, Felix	1	1	1.85	11	5	0	0	1	1	0	0	39.0	28	12	8	3	1	15	0	46	1.10	.201	3	0	2	155
Bosacker, Ethan	0	0	10.80	2	0	0	0	0	1	0	0	1.2	4	2	2	0	0	1	0	2	3.00	.444	0	1	0	10
Brentz, Jake	0	0	0.00	2	1	0	0	0	0	0	0	4.0	3	1	1	0	0	1	0	3	1.20	.143	0	0	0	9
Capeda, Luis	1	2	8.27	8	0	0	0	1	0	1	0	16.1	27	18	15	2	1	4	0	22	1.90	.351	4	2	2	83
Diaz, Andres	1	2	3.66	8	2	0	0	1	0	1	0	19.2	21	11	8	2	1	5	0	16	1.32	.263	1	0	1	86
Fenlon, Connor	0	0	6.75	3	1	0	0	0	1	0	0	4.0	4	3	3	0	1	3	0	4	1.75	.267	0	0	1	19
Hansell, Josh	1	0	3.00	2	0	0	0	0	0	0	0	3.0	3	1	1	0	0	1	0	1	1.33	.273	0	0	0	12
Herbold, Brandon	1	1	6.46	12	10	0	0	0	0	0	0	23.2	23	17	17	4	3	7	0	15	1.27	.258	0	1	2	101
Hernandez, Ben	0	3	5.74	5	2	0	0	0	0	0	0	15.2	17	12	10	1	2	10	0	10	1.72	.262	2	0	0	77
Isbell, Chase	1	0	0.00	2	0	0	0	0	0	0	0	3.0	1	0	0	0	0	1	0	7	0.67	.111	0	0	0	11
Kaufman, Rylan	0	0	1.59	4	4	0	0	0	0	0	0	5.2	3	2	1	0	3	4	0	7	1.24	.167	2	0	1	25
Keller, Brad	1	1	16.20	2	1	0	0	0	0	0	0	1.2	3	3	3	0	0	3	0	2	3.60	.375	0	0	0	11
Kirkland, Doug	1	0	3.86	3	0	0	0	0	0	0	0	2.1	1	1	1	0	0	4	0	6	2.14	.111	1	0	0	13
Marte, Yunior	1	1	4.14	12	6	0	0	4	0	0	0	37.0	38	18	13	3	1	11	0	39	1.32	.259	3	0	0	162
Martin, Logan	0	0	0.00	2	0	0	0	0	1	0	0	1	3	1	0	0	0	1	0	6	0.67	.100	2	0	0	11
Martinez, Luis	2	0	9.15	13	0	0	0	1	2	0	0	20.2	28	23	21	3	1	12	0	30	1.94	.317	7	1	3	104
McClelland, Jackson	1	0	0.00	2	0	0	0	0	0	0	0	3.0	0	0	0	0	0	0	5	0.00	.000	0	0	0	9	
Mendieta, Augusto	3	2	8.79	11	1	0	0	3	0	0	1	14.1	20	16	14	2	2	7	0	20	1.88	.328	7	1	1	70
Michel, Ismael	0	1	10.03	11	0	0	0	2	2	1	2	11.2	15	13	1	2	15	0	18	2.31	.250	2	0	0	66	
Novas, Elvis	0	0	10.80	6	0	0	0	0	0	0	0	8.1	15	12	10	1	0	5	0	6	2.40	.385	3	0	1	44
Oliver, Connor	0	0	0.00	1	0	0	0	0	0	0	0	1.0	2	0	0	0	0	0	0	2.00	.400	0	0	0	5	
Patterson, Hunter	0	0	5.28	7	6	0	0	0	0	0	0	15.1	17	11	9	1	1	3	0	21	1.30	.266	1	0	0	68
Picard, Coleman	0	0	3.00	2	0	0	0	0	0	0	0	3.0	1	1	1	0	0	3	0	5	1.33	.100	0	1	0	13
Polanco, Luis	3	2	5.40	16	0	0	0	14	0	8	9	20.1	22	10	8	3	1	6	0	26	1.38	.265	2	0	0	91
Presnel, Yimi	1	2	5.40	12	4	0	0	3	1	2	35.0	32	27	21	3	4	19	0	47	1.46	.244	6	2	3	158	
Ramsay, Ryan	0	1	6.75	2	1	0	0</																			

2023 ROYALS MLB HITTING LEADERS

GAMES PLAYED

1.	130	Cayden Wallace	QC/NWA
2.	129	Tyler Gentry	OMA
3.	128	Peyton Wilson	NWA
4.	126	Tyler Tolbert	NWA
5.	124	John Rave	NWA/OMA

AT-BATS

1.	130	Cayden Wallace	QC/NWA
2.	129	Tyler Gentry	OMA
3.	128	Peyton Wilson	NWA
4.	126	Tyler Tolbert	NWA
5.	124	John Rave	NWA/OMA

RUNS SCORED

1.	95	Tyler Tolbert	NWA
2.	75	Cayden Wallace	QC/NWA
3.	71	Jorge Bonifacio	NWA
4.	70	Peyton Wilson	NWA
5.	69	Tyler Gentry	OMA

HITS

1.	143	Tyler Tolbert	NWA
2.	140	Peyton Wilson	NWA
3.	128	Cayden Wallace	QC/NWA
4.	124	Javier Vaz	QC/NWA
5.	120	Tyler Gentry	OMA

TOTAL BASES

1.	217	Tyler Tolbert	NWA
2.	210	Jorge Bonifacio	NWA
3.	208	Cayden Wallace	QC/NWA
4.	201	Peyton Wilson	NWA
5.	200	Tyler Gentry	OMA

EXTRA-BASE HITS

1.	47	Cayden Wallace	QC/NWA
2.	46	Jorge Bonifacio	NWA
	46	Tyler Gentry	OMA
4.	44	Tyler Tolbert	NWA
	44	Peyton Wilson	NWA

DOUBLES

1.	33	Peyton Wilson	NWA
2.	28	Tyler Gentry	OMA
3.	27	Cayden Wallace	QC/NWA
4.	24	John Rave	NWA/OMA
	24	Tyler Tolbert	NWA

TRIPLES

1.	10	Tyler Tolbert	NWA
2.	7	Cayden Wallace	QC/NWA
3.	6	Javier Vaz	QC/NWA
4.	5	5 Tied	

HOME RUNS

1.	22	Jorge Bonifacio	NWA
2.	19	Juan Carlos Negret	QC
3.	17	CJ Alexander	2 Teams
	16	Tyler Gentry	OMA
5.	15	5 Tied	

RUNS BATTED IN

1.	88	Jorge Bonifacio	NWA
2.	84	Cayden Wallace	QC/NWA
3.	71	Tyler Gentry	OMA
4.	70	Juan Carlos Negret	QC
5.	69	Brett Squires	COL

WALKS

1.	92	Carter Jensen	QC
2.	81	Tyler Gentry	OMA
3.	70	John Rave	NWA/OMA
4.	66	Brett Squires	COL
	66	Samad Taylor	OMA

STRIKEOUTS

1.	153	Erick Peña	COL
2.	146	Brett Squires	COL
3.	142	John Rave	NWA/OMA
4.	127	Tyler Gentry	OMA
	127	Tyler Tolbert	NWA

HIT BY PITCHES

1.	23	Dillan Shrum	NWA
2.	17	Brett Squires	COL
3.	14	Juan Carlos Negret	QC
	14	River Town	ROY/QC/NWA
5.	10	5 Tied	

STOLEN BASES

1.	50	Tyler Tolbert	NWA
2.	47	Dairon Blanco	OMA
3.	43	Samad Taylor	OMA
4.	34	Jean Ramirez	COL/QC
5.	32	Brett Squires	COL
	32	Daniel Vazquez	COL

BATTING AVERAGE

1.	.319	Erick Torres	ROY
2.	.310	Daniel Lopez	DSL ROYB/ROYG
3.	.310	Jorge Hernandez	DSL ROYB
4.	.301	Samad Taylor	OMA
5.	.286	Peyton Wilson	NWA

ON BASE PERCENTAGE

1.	.418	Samad Taylor	OMA
2.	.414	Daniel Lopez	DSL ROYB/ROYG
3.	.397	Jorge Hernandez	DSL ROYB
4.	.392	Erick Torres	ROY
5.	.381	Brett Squires	COL

SLUGGING PERCENTAGE

1.	.490	Daniel Lopez	DSL ROYB/ROYG
2.	.485	Jhosmmel Zue	DSL ROYB
3.	.483	Jorge Bonifacio	NWA
4.	.466	Samad Taylor	OMA
5.	.432	Shervyen Newton	QC

OPS – ON BASE PLUS SLUGGING

1.	.904	Daniel Lopez	DSL ROYB/ROYG
2.	.884	Samad Taylor	OMA
3.	.853	Jhosmmel Zue	DSL ROYB
4.	.837	Jorge Bonifacio	NWA
5.	.820	Erick Torres	ROY

TEAMS KEY

OMA – Omaha Storm Chasers (AAA)

QC – Quad Cities River Bandits (A+)

ROY – ACL Royals (R)

NWA – Northwest Arkansas Naturals (AAA)

COL – Columbia Fireflies (A)

DSL ROYB – DSL Royals Blue (R)

DSL ROYB – DSL Royals Gold (R)

*Only Minor League statistics included for players with MLB experience

*Season averages based on minimum 2.7 plate appearances/game

2023 ROYALS MLB PITCHING LEADERS

WINS

1.	11	Chandler Champlain.....	QC/NWA
2.	10	Cooper McKeohan.....	COL/QC
	10	Anthony Veneziano.....	NWA/OMA
4.	7	Jonathan Bowlan.....	NWA/OMA
	7	Eduardo Herrera.....	COL
	7	Andrew Hoffmann.....	NWA/OMA
	7	John McMillon.....	COL/QC/NWA
	7	Drew Parrish.....	NWA/OMA
	7	Walter Pennington.....	NWA/OMA

LOSSES

1.	12	Noah Cameron.....	QC/NWA
2.	11	Jonathan Bowlan.....	NWA/OMA
	11	Shane Panzini.....	COL/QC
4.	9	Andrew Hoffmann.....	NWA/OMA
	9	Frank Mozzicato.....	COL/QC
	9	Beck Way.....	NWA

SAVES

1.	12	Anderson Paulino.....	QC/NWA
2.	11	Cooper McKeohan.....	COL/QC
3.	10	John McMillon.....	COL/QC/NWA
4.	9	Steven Cruz.....	NWA/OMA
	9	Ben Sears.....	COL/QC

GAMES PITCHED

1.	58	Evan Sisk.....	OMA
2.	49	Will Klein.....	NWA/OMA
	49	Walter Pennington.....	NWA/OMA
	49	Jacob Wallace.....	NWA
5.	46	Chandler Champlain.....	NWA/OMA
	46	Anderson Paulino.....	QC/NWA

GAMES STARTED

1.	27	Andrew Hoffmann.....	NWA/OMA
2.	25	Chandler Champlain.....	QC/NWA
	25	Anthony Veneziano.....	NWA/OMA
4.	24	Noah Cameron.....	QC/NWA
	24	Drew Parrish.....	NWA/OMA

COMPLETE GAMES

1.	1	Weskendry Espinoza.....	DSL ROYG/ROYB
	1	Henson Leal.....	DSL ROYG/ROYB

COMPLETE GAME SHUTOUTS

None

STRIKEOUTS

1.	137	Mason Barnett.....	QC/NWA
2.	133	Andrew Hoffmann.....	NWA/OMA
3.	132	Noah Cameron.....	QC/NWA
4.	130	Frank Mozzicato.....	COL/QC
5.	127	Anthony Veneziano.....	NWA/OMA

INNINGS PITCHED

1.	135.1	Chandler Champlain.....	QC/NWA
2.	132.0	Luinder Avila.....	QC
3.	125.1	Andrew Hoffmann.....	NWA/OMA
4.	117.0	Drew Parrish.....	NWA/OMA
5.	116.0	Max Castillo.....	OMA

HITS ALLOWED

1.	137	Andrew Hoffmann.....	NWA/OMA
2.	130	Drew Parrish.....	NWA/OMA
3.	120	Luinder Avila.....	QC
4.	119	Ben Kudrna.....	COL/QC
5.	118	William Fleming.....	QC/NWA

RUNS ALLOWED

1.	88	Drew Parrish.....	NWA/OMA
2.	80	Andrew Hoffmann.....	NWA/OMA
3.	72	Jonathan Heasley.....	OMA
4.	70	Jonathan Bowlan.....	NWA/OMA
5.	67	Noah Cameron.....	QC/NWA

EARNED RUNS ALLOWED

1.	85	Drew Parrish.....	NWA/OMA
2.	77	Andrew Hoffmann.....	NWA/OMA
3.	59	Max Castillo.....	OMA
4.	53	Luinder Avila.....	QC
5.	52	Anthony Veneziano.....	NWA/OMA

HOME RUNS ALLOWED

1.	32	Drew Parrish.....	NWA/OMA
2.	31	Max Castillo.....	OMA
3.	20	Jonathan Heasley.....	OMA
	20	Andrew Hoffmann.....	NWA/OMA
5.	19	Jonathan Bowlan.....	NWA/OMA
	19	Noah Cameron.....	QC/NWA

WALKS

1.	73	Drew Parrish.....	NWA/OMA
2.	67	Frank Mozzicato.....	COL/QC
3.	63	Beck Way.....	NWA
4.	59	Andrew Hoffmann.....	NWA/OMA
5.	56	Shane Panzini.....	COL/QC

BATTERS FACED

1.	561	Andrew Hoffmann.....	NWA/OMA
2.	552	Anthony Veneziano.....	NWA/OMA
3.	549	Chandler Champlain.....	QC/NWA
4.	544	Drew Parrish.....	NWA/OMA
5.	490	Max Castillo.....	OMA

EARNED RUN AVERAGE

1.	2.22	Felix Arronde.....	ROY/COL
2.	3.30	Mason Barnett.....	QC/NWA
3.	3.33	Chandler Champlain.....	QC/NWA
4.	3.55	Anthony Veneziano.....	NWA/OMA
5.	3.88	Emmanuel Reyes.....	ROY/COL

WHIP

1.	1.15	Chandler Champlain.....	QC/NWA
2.	1.17	Felix Arronde.....	ROY/COL
3.	1.19	Mason Barnett.....	QC/NWA
4.	1.22	Emmanuel Reyes.....	ROY/COL
5.	1.27	Anthony Veneziano.....	NWA/OMA

OPPONENTS' BATTING AVERAGE

1.	.205	Felix Arronde.....	ROY/COL
2.	.208	Mason Barnett.....	QC/NWA
3.	.225	Chandler Champlain.....	QC/NWA
4.	.245	Anthony Veneziano.....	NWA/OMA
5.	.248	Luinder Avila.....	QC

TEAMS KEY

OMA – Omaha Storm Chasers (AAA)

QC – Quad Cities River Bandits (A+)

ROY – ACL Royals (R)

NWA – Northwest Arkansas Naturals (AA)

COL – Columbia Fireflies (A)

DSL ROYB – DSL Royals Blue (R)

DSL ROYG – DSL Royals Gold (R)

*Only Minor League statistics included for players with MLB experience

*Season averages based on minimum 0.8 innings pitched/game

STORM CHASERS ORGANIZATION

2024 OMAHA STORM CHASERS

2023 SEASON IN REVIEW

PLAYER & COACH DATABASE

HISTORY & RECORDS

INTERNATIONAL LEAGUE

ROYALS ORGANIZATION

GENERAL INFORMATION

ALL-TIME KANSAS CITY ROYALS AFFILIATES

1968-1969	High Point-Thomasville Hi-Toms/Royals (Class A)
1968-1969	Corning Royals (Class A Short-Season)
1969	Winnipeg Goldeyes (Class A Short-Season)
1969-1970	Kingsport Royals (Rookie)
1969-1976	Waterloo Royals (Class A)
1969-PRESENT	OMAHA ROYALS/GOLDEN SPIKES/STORM CHASERS (Triple-A)
1970-1974	San Jose Bees (Class A)
1971	Elmira Royals (Double-A)
1971-1973	Billings Mustangs (Rookie)
1971-1983, 1985-2002	GCL Royals (Rookie)
1972-1983	Jacksonville Suns (Double-A)
1977	Daytona Beach Islanders (Class A)
1978-1987	Fort Myers Royals (Class A)
1980-1984	Charleston Royals (Class A)
1983	Butte Copper Kings (Rookie)
1984-1994	Eugene Emeralds (Class-A Short-Season)
1984-1994	Memphis Chicks (Double-A)
1988-1992	Baseball City Royals (Class A)
1990-1992	Appleton Foxes (Class A)
1993-1994	Rockford Royals (Class A)
1993-2004, 2007-2020	Wilmington Blue Rocks (Class A-Advanced)
1995	Springfield Sultans (Class A)
1995-2002	Spokane Indians (Class A Short-Season)
1995-2007	Wichita Wranglers (Double-A)
1996-1998	Lansing Lugnuts (Class A)
1997-PRESENT	DSL ROYALS (Rookie)
1999-2000	Charleston Alley Cats (Class A)
2001-2010	Burlington Bees (Class A)
2003-PRESENT	AZL/ACL ROYALS (Rookie)
2004-2020	Idaho Falls Chukars (Class A Short-Season)
2005-2006	High Desert Mavericks (Class A-Advanced)
2007-2020	Burlington Royals (Rookie)
2008-PRESENT	NORTHWEST ARKANSAS NATURALS (Double-A)
2011-2012	Kane County Cougars (Class A)
2013-2020	Lexington Legends (Class A)
2021-PRESENT	QUAD CITIES RIVER BANDITS (High-A)
2021-PRESENT	COLUMBIA FIREFLIES (Single-A)

2023 ROYALS MINOR LEAGUE AWARD WINNERS

Omaha (Triple-A) Player of the Year: Nick Loftin (INF)

Omaha (Triple-A) Pitcher of the Year: Anthony Veneziano (LHP)

Northwest Arkansas (Double-A) Player of the Year: Tyler Tolbert (SS/OF)

Northwest Arkansas (Double-A) Pitcher of the Year: Chandler Champlain (RHP)

Quad Cities (High-A) Player of the Year: Cayden Wallace (3B)

Quad Cities (High-A) Pitcher of the Year: Mason Barnett (RHP)

Columbia (Single-A) Player of the Year: Brett Squires (1B)

Columbia (Single-A) Pitcher of the Year: Frank Mozzicato (LHP)

Surprise (Rookie) Player of the Year: Erick Torres (OF)

Surprise (Rookie) Pitcher of the Year: Félix Arronde (RHP)

Dominican (Rookie) Player of the Year: Ramón Ramírez (C)

Dominican (Rookie) Pitcher of the Year: Victor Peña (LHP)

George Brett Award (Organization's top position player): [Tyler Tolbert \(NWA\)](#)

Paul Splittorff Award (Organization's top pitcher): [Mason Barnett \(QC/NWA\)](#)

Frank White Award (Organization's top defensive player): [Daniel Vázquez \(COL\)](#)

Willie Wilson Award (Top baserunner in the organization): [Dairon Blanco \(OMA\)](#)

Mike Sweeney Award (Player who best represents the organization on and off the field): [Austin Charles \(COL\)](#)

Alex Gordon Award (Outstanding player development employee): [Javier Vaz \(QC/NWA\)](#)

Dick Hower Award (Outstanding player development employee): [Ramón Castro \(ACL Royals\)](#)

Matt Minker Award (Outstanding Minor League affiliate employee): [Travis Ashby](#)

Art Stewart Award (Organization's most outstanding scout): [Richard Castro](#)

Carlos Fortuna Award (Player dedicated to improving his English, work ethic and conduct): [Cruz Noriega \(OC\)](#)

STORM CHASERS ALUMNI TO DEBUT WITH KANSAS CITY

PLAYER (YEARS WITH OMAHA).....	DEBUT WITH KANSAS CITY	PLAYER (YEARS WITH OMAHA).....	DEBUT WITH KANSAS CITY
Louis Coleman (2011-2015).....	April 21, 2011 vs. CLE	Scott Barlow (2018).....	April 28, 2018 at BOS
Eric Hosmer (2011, 2014).....	May 6, 2011 vs. OAK	Jason Adam (2014, 2018).....	May 5, 2018 at DET
Everett Teaford (2011-2013).....	May 17, 2011 vs. CLE	Heath Fillmyer (2018).....	June 24, 2018 at HOU
Danny Duffy (2011, 2013-2015).....	May 18, 2011 vs. TEX	Ryan O'Hearn (2017-2018, 2021).....	July 31, 2018 at CWS
Mike Moustakas (2011, 2014).....	June 10, 2011 at LAA	Jake Newberry (2017-2018, 2021).....	Aug. 20, 2018 at TBR
Manny Piña (2011, 2013).....	Aug. 3, 2011 vs. BAL	Frank Schwindel (2017-2018).....	March 28, 2019 vs. CWS
Johnny Giavotella (2011-2014).....	Aug. 5, 2011 vs. DET	Kyle Zimmer (2017, 2019).....	March 31, 2019 vs. CWS
Salvador Perez (2011-2012).....	Aug. 10, 2011 at TBR	Richard Lovelady (2018-2019, 2021).....	April 9, 2019 vs. SEA
Kelvin Herrera (2011, 2013).....	Sept. 21, 2011 vs. DET	Kelvin Gutierrez (2019, 2021).....	April 27, 2019 vs. LAA
Irving Falu (2011-2013, 2016).....	May 6, 2012 vs. NYY	Nicky Lopez (2018-2019, 2023).....	May 14, 2019 vs. TEX
Will Smith (2012-2013).....	May 23, 2012 at NYY	Josh Staumont (2017-2019).....	June 25, 2019 vs. CLE
Clint Robinson (2011-2012).....	June 8, 2012 at PIT	Bubba Starling (2016-2019, 2021).....	July 12, 2019 vs. DET
Ryan Verdugo (2012-2014).....	July 17, 2012 vs. SEA	Nick Dini (2018-2019, 2021).....	August 7, 2019 at BOS
David Lough (2011-2013).....	Sept. 1, 2012 vs. MIN	Gabe Speier (2019, 2021).....	Sept. 5, 2019 vs. DET
Jake Odorizzi (2012).....	Sept. 23, 2012 vs. CLE	Erick Mejia (2019, 2021).....	Sept. 5, 2019 vs. DET
Donnie Joseph (2012-2014).....	July 11, 2012 at NYY	Foster Griffin (2019, 2021).....	July 27, 2020 at DET
Yordano Ventura (2013, 2015).....	Sept. 17, 2013 vs. CLE	Nick Heath (2019).....	July 30, 2020 at DET
Chris Dwyer (2012-2015).....	Sept. 24, 2013 at SEA	Scott Blewett (2019, 2021).....	Sept. 18, 2020 at MIL
Michael Mariot (2012-2015).....	April 11, 2014 at MIN	Sebastian Rivero (2019, 2021).....	May 8, 2021 vs. CWS
Justin Marks (2012-2014).....	April 20, 2014 vs. MIN	Jackson Kowar (2021-2023).....	June 7, 2021 at LAA
Aaron Brooks (2014-2015).....	May 3, 2014 vs. DET	Emmanuel Rivera (2021-2022).....	June 28, 2021 at BOS
Francisco Peña (2014-2015).....	May 20, 2014 vs. CWS	Dylan Coleman (2021-2023).....	Sept. 21, 2021 at CLE
Wilking Rodriguez (2014).....	June 3, 2014 at STL	Angel Zerpa (2021-2023).....	Sept. 30, 2021 vs. CLE
Christian Colón (2012-2016).....	July 1, 2014 at MIN	Bobby Witt Jr. (2021).....	April 7, 2022 vs. CLE
Terrance Gore (2014).....	Sept. 2, 2014 vs. TEX	Collin Snider (2021-2023).....	April 9, 2022 vs. CLE
Paulo Orlando (2011, 2013-2015).....	April 9, 2015 vs. CWS	MJ Melendez (2021-2022).....	May 3, 2022 vs. STL
Orlando Calixte (2015-2016).....	April 19, 2015 vs. OAK	Brewer Hicklen (2022-2023).....	May 26, 2022 @ MIN
Dusty Coleman (2015-2016).....	July 3, 2015 vs. MIN	Dairon Blanco (2021-2023).....	May 20, 2022 vs. MIN
Cheslor Cuthbert (2014-2016).....	July 7, 2015 vs. TBR (1)	Jose Cuas (2021-2023).....	May 31, 2022 @ CLE
Miguel Almonte (2015-2017).....	Sept. 1, 2015 vs. DET	Vinnie Pasquantino (2022).....	June 28, 2022 vs. TEX
Scott Alexander (2014-2016).....	Sept. 2, 2015 vs. DET	Nick Pratto (2021-2023).....	July 14, 2022 @ TOR
Whit Merrifield (2014-2016).....	May 18, 2016 vs. BOS	Nate Eaton (2022-2023).....	July 14, 2022 @ TOR
Brett Eibner (2014-2016).....	May 27, 2016 vs. CWS	Michael Massey (2022-2023).....	July 15, 2022 @ TOR
Brooks Pounders (2016).....	July 5, 2016 at TOR	Freddy Fermin (2021-2023).....	July 15, 2022 @ TOR
Kevin McCarthy (2016).....	Sept. 9, 2016 at CWS	Drew Waters (2022-2023).....	August 22, 2022 vs. CWS
Hunter Dozier (2016).....	Sept. 12, 2016 vs. OAK	Austin Cox (2022-2023).....	May 4, 2023 vs. BAL
Jakob Junis (2016-2017, 2021).....	April 12, 2017 vs. OAK	Samad Taylor (2023).....	June 17, 2023 vs. LAA
Jorge Bonifacio (2016-2017).....	April 21, 2017 at TEX	James McArthur (2023).....	June 28, 2023 vs. CLE
Eric Skoglund (2017).....	May 30, 2017 vs. DET	Alec Marsh (2022-2023).....	June 30, 2023 vs. LAD
Ramón Torres (2016-2017).....	June 7, 2017 vs. HOU	Steven Cruz (2023).....	August 29, 2023 vs. PIT
Luke Farrell (2016-2017).....	July 1, 2017 vs. MIN	Nick Loftin (2022-2023).....	September 1, 2023 vs. BOS
Cam Gallagher (2017).....	Aug. 2017 vs. SEA	Logan Porter (2022-2023).....	September 12, 2023 @ CWS
Andrés Machado (2017).....	Sept. 2, 2017 at MIN	Tyler Cropley (2023).....	September 19, 2023 vs. CLE
Eric Stout (2017-2018).....	April 25, 2018 vs. MIL	Anthony Veneziano (2023).....	September 26, 2023 @ DET
Trevor Oaks (2018).....	April 28, 2018 vs. CWS	Jonathan Bowlan (2023).....	September 27, 2023 @ DET

TOP PROSPECTS OF THE DECADE

Year	Player, Pos	2023 Org
2015	Adalberto Mondesi, SS	Red Sox
2016	Adalberto Mondesi, SS *	Red Sox
2017	Josh Staumont, RHP *	Royals
2018	Nick Pratto, 1B	Royals
2019	Brady Singer, RHP	Royals
2020	Bobby Witt Jr., SS	Royals
2021	Bobby Witt Jr., SS *	Royals
2022	Bobby Witt Jr., SS	Royals
2023	Gavin Cross, OF	Royals
2024	Blake Mitchell, C	Royals

Rankings According to *Baseball America*

* Indicates Top Prospect Spent Part of Season in Omaha

TOP DRAFT PICKS OF THE DECADE

Year	Player, Pos	2023 Org
2014	Brandon Finnegan, LHP	White Sox
2015	Ashe Russell, RHP	-
2016	A.J. Puckett, RHP (2 nd Round)	Braves
2017	Nick Pratto, 1B	Royals
2018	Brady Singer, RHP	Royals
2019	Bobby Witt Jr., SS	Royals
2020	Asa Lacy, LHP	Royals
2021	Frank Mozzicato, LHP	Royals
2022	Gavin Cross, OF	Royals
2023	Blake Mitchell, C	Royals

STORM CHASERS ORGANIZATION

2024 OMAHA STORM CHASERS

2023 SEASON IN REVIEW

PLAYER & COACH DATABASE

HISTORY & RECORDS

INTERNATIONAL LEAGUE

ROYALS ORGANIZATION

GENERAL INFORMATION



GENERAL

INFORMATION

2024 MEDIA GUIDE

WERNER PARK



Initial Agreement by Sarpy County/Omaha Royals LP	March 17, 2009
126th Street/Highway 370 Site Chosen	June 1, 2009
Groundbreaking Ceremony	August 12, 2009
Sod Planted at Ballpark	September 15, 2010
Werner Park Naming	November 11, 2010
First Game	April 8, 2011
<i>Papillion-La Vista High School vs. Papillion-La Vista South High School</i>	
First Storm Chasers Game	April 16, 2011
<i>Nashville Sounds vs. Omaha Storm Chasers</i>	
<i>(originally scheduled for April 15, 2011, but postponed due to rain)</i>	
Surface	Natural Grass
Number of Fixed Seats	6,254
Stadium Capacity	9,023
<i>Leonard Management McDonald's Berm, Prairie Flower Casino Club, suites,</i>	
<i>and standing room only areas make up remainder of total ballpark capacity</i>	
Number of Luxury Suites (capacity: 18 per suite)	13
<i>George Brett Suite</i>	
<i>Omaha Steaks Field Level Suite (located in LF)</i>	
Number of Concession Stands	16
Main Concession Stands	5
Portable Concession Stands	11
Dimensions	
Left Field	310 feet
Center Field	402 feet
Right Field	315 feet
Leonard Management Bullpens	Behind CF, out of play

STORM CHASERS ORGANIZATION

2024 OMAHA STORM CHASERS

2023 SEASON IN REVIEW

PLAYER & COACH DATABASE

HISTORY & RECORDS

INTERNATIONAL LEAGUE

ROYALS ORGANIZATION

GENERAL INFORMATION

BROADCAST INFORMATION

RADIO

A minimum of 100 regular season games will be heard on the radio home for Storm Chasers baseball, **News Talk 1290 KOIL**, with additional games added throughout the season. Games broadcast on News Talk 1290 KOIL can also found online via NRG online stream or the News Talk 1290 KOIL app.



For a second straight season, audio of all 150 Storm Chasers games will be streamed live on Mixlr, with select games exclusively streamed on Mixlr when in conflict with the preexisting News Talk 1290 KOIL programming schedule.



Each broadcast begins 20 minutes prior to first pitch with the *Sarpy County Tourism Pregame Show* and conclude with the *City of Papillion Postgame Show*.

VIDEO STREAMING

All 150 Storm Chasers games, including all 75 home games, are available to stream live with a subscription on MiLB.TV. Fans can subscribe to MiLB.TV to watch live or on-demand on phones, tablets, or computers via the MiLB First Pitch app, available from Google Play or the Apple App Store.

BROADCASTER



Nick Badders joined the Storm Chasers ahead of the 2023 season and enters his second season as the team's play-by-play broadcaster for all home and road games. 2024 marks Nick's eighth season on the air in professional baseball, his fifth in Minor League Baseball. In September 2023, Nick made his Major League debut and filled in on three Kansas City Royals radio broadcasts for a series in Toronto against the Blue Jays.

Prior to coming to Omaha, Nick spent the 2021 and 2022 seasons as the radio broadcaster for the Northwest Arkansas Naturals, the Double-A affiliate of the Kansas City Royals. He held similar roles with the Melbourne Aces (Australian Baseball League) from 2019 to 2021, the Elizabethton Twins (Advanced Rookie, Minnesota Twins) in 2019 and Sonoma Stompers (independent, Pacific Association) in 2018.

In addition to his work on the air in Minor League Baseball, the Livermore, California native has called games for the Arkansas Razorbacks on SEC Network + and the Razorback Sports Network from Learfield, as well as for the Creighton Bluejays on the BIG EAST Digital Network. Nick began his broadcasting career at Arizona State University's Walter Cronkite School of Journalism and Mass Communication, where he called a variety of Sun Devil events for the Pac-12 Networks digital platform and Blaze Radio ASU, the student radio station, until he graduated in May 2020. When not calling games at Arizona State, he was a student photographer and shot nearly every sport on campus - from football to basketball, baseball, gymnastics and everything in between. He was recognized as the Cronkite School's 2019 *Greg Crowder Memorial Photojournalism Award* winner, awarded annually to the school's best student photojournalist each year.

An Omaha resident now, you can follow Nick on Twitter and Instagram at [@BadderUpSports](#), or Tiktok [@BadderUp](#) and reach him via e-mail at NicholasB@OmahaStormChasers.com.

FRANCHISE RADIO BROADCASTER HISTORY

1970-1979: Several voices passed through the broadcast booth in the early years of the Omaha Royals, including **Mark Holtz** (1970-71), **Bill Beck** (1974), **Ray Alloway** (1975-77) and **David Rosengard** (1978-79).

1988-1997: **Frank Adkisson** spent 10 years in the Royals broadcast booth, working with **Kevin Kasser** in 1993 and **Kevin McNabb** from 1994-97.

1994-2010: **Kevin McNabb** called Omaha Royals games for 17 seasons, teaming with **Frank Adkisson** until 1997 and **Mark Nasser** from 2001-10.

2001-2019: **Mark Nasser** called games in Omaha for 19 seasons, working with **Kevin McNabb** from 2001-10 and **Donny Baarns** from 2016-19.

2016-2019: **Donny Baarns** joins the Storm Chasers in February 2016 as a broadcaster, working alongside **Mark Nasser** for four seasons.

2020-2022: **Jake Eisenberg** is hired as the new "Voice of the Storm Chasers" in December 2019, as **Mark Nasser** transitions to a new role with the organization

2023-Present: **Nicholas Badders** is hired as the new "Voice of the Storm Chasers" in January 2023 as **Jake Eisenberg** joins the Kansas City Royals broadcast team.

MEDIA INFORMATION & GUIDELINES

Media Entry: Enter the complex from 120th St., go west on Ballpark Way and use Entrance A. Media parking is available in Lot F3. The media entrance to the ballpark is located to the left of the ticket office and will call area. Media will be allowed into the ballpark no more than four hours prior to first pitch and must exit the ballpark no later than 90 minutes following the conclusion of any postgame interviews.

Media Credentials: Members of the media can request a full-season or daily credential by submitting the credential request form online at milb.com/omaha/ballpark/media/media-information or by emailing **Broadcast and Media Relations Manager Nicholas Badders** at NicholasB@omahastormchasers.com. Daily credentials must be requested no later than 24 hours prior to first pitch of the game in question. Credential requests will be reviewed and issued based on available space and scheduling, and at the discretion of the Omaha Storm Chasers Media Relations Department. Press box access will only be granted to credentialed personnel. Media credentials are not transferable. In order to be issued a credential, all media members must sign, date, and return the 2023 Terms and Conditions of Credentials for Professional Development League Events form prior to their first date of coverage. The form can be found online at milb.com/omaha/ballpark/media/media-information or by emailing **Broadcast and Media Relations Manager Nicholas Badders** at NicholasB@omahastormchasers.com. While within Werner Park, credentialed personnel are subject to the policies, procedures, directions and/or supervision of the Omaha Storm Chasers, MLB PDL and/or the ballpark owner/operator or their designated agents, including, without limitation, policies and protocols regarding security, bags, and health and safety. By receiving a media credential, a media member agrees to observe all MLB, MILB and Club rules; any applicable government orders in a local market; and other precautionary steps that are in place to preserve health and safety. Failure to comply with any health and safety initiatives will result in a revocation of credential.

Other Acceptable Credentials: The Omaha Storm Chasers will also honor credentials from the Kansas City Royals, Major League Baseball, Minor League Baseball, and the Baseball Writers' Association of America. Media members with these credentials must notify the Omaha Storm Chasers with the date(s) of their coverage no later than 24 hours before first pitch to allow for proper spacing in the Steve Pivovar Press Box.

Credential Pickup: Members of the media that have been issued a credential for that day's game will be notified and can pick up their credential from the Will Call window at Werner Park located to the left of the main gate upon arrival to the ballpark for the credentialed game. Those granted a full-season credential can pick up their credential prior to any scheduled home game.

Gameday Documents: Media members can digitally access daily game notes, Storm Chasers rosters, broadcast information, credential information, pregame interviews, game highlights, and the 2023 Omaha Storm Chasers Media Guide via the Storm Chasers Online Media Portal. To access the online media portal, visit milb.com/omaha/ballpark/media. Limited printed copies of gameday documents will be made available. Please contact **Broadcast and Media Relations Manager Nicholas Badders** at NicholasB@omahastormchasers.com with any questions or issues. Content available on the Online Media Portal is the property of the Omaha Storm Chasers and may not be reproduced without the express written consent of the Omaha Storm Chasers. Media members which wish to be included in daily email communication of gameday documents and/or press releases can request to be added to the Storm Chasers media list.

Restricted Areas: Credentialed media members will not be permitted in Restricted Areas as designated by Major League Baseball, which for 2023 include clubhouses, locker rooms, training rooms, and weight rooms. Restricted areas are subject to change at the discretion of Major League Baseball.

Photographers and Videographers: Credentialed photographers and videographers will have access to dugout camera wells on the first and third base side of Werner Park. There will be no on-field access during play. Media members with a credential for photography or videography are granted a non-exclusive and non-transferable license to take photographs of Storm Chasers events for use in connection with news coverage of Storm Chasers events by credentialed entity.

Interview Policy and Availability: All interviews—including postgame interviews—with players, coaches, and other team personnel will be coordinated daily and/or upon request. Requests can be submitted to a member of the Omaha Storm Chasers Media Relations Department and will be granted at the discretion of the Omaha Storm Chasers Media Relations Department. Credentialed media who request an exclusive interview with a specific player or coach must do so at least 48 hours in advance. Interview requests do not guarantee availability. Starting pitchers will not be made available for pregame interviews the day of their start.

Social Media/Live Streaming: In accordance with Major League Baseball rules, unauthorized live streaming of in-game action via social media or any other platform is prohibited.

Autographs: The use of the credential for the purpose of obtaining autographs is strictly prohibited. Seeking or obtaining autographs from any player, personnel, public figure or other individual within or adjacent to the ballpark shall subject the bearer of said credential to the immediate and permanent revocation of their credential.

All policies and guidelines are subject to change at the discretion of the Omaha Storm Chasers and Major League Baseball.

BATTING PRACTICE AND INFIELD TIMES

GAME TIME (CT)	HOME INFIELD	HOME BP	VISITOR BP	VISITOR INFIELD
11:05 a.m.	8:20-8:30 a.m.	8:30-9:15 a.m.	9:15-10:00 a.m.	10:00-10:10 a.m.
12:05 p.m.	9:15-9:30 a.m.	9:30-10:15 a.m.	10:15-11:00 a.m.	11:00-11:15 a.m.
2:05 p.m.	11:00-11:15 a.m.	11:15 a.m.-12:15 p.m.	12:15-1:00 p.m.	1:00-1:15 p.m.
5:05 p.m.	2:00-2:15 p.m.	2:15-3:15 p.m.	3:15-4:00 p.m.	4:00-4:15 p.m.
6:05 p.m.	3:00-3:15 p.m.	3:15-4:15 p.m.	4:15-5:00 p.m.	5:00-5:15 p.m.
6:35 p.m.	3:30-3:45 p.m.	3:45-4:45 p.m.	4:45-5:30 p.m.	5:30-5:45 p.m.
7:05 p.m.	4:00-4:15 p.m.	4:15-5:15 p.m.	5:15-6:00 p.m.	6:00-6:15 p.m.

STORM CHASERS ORGANIZATION

2024 OMAHA STORM CHASERS

2023 SEASON IN REVIEW

PLAYER & COACH DATABASE

HISTORY & RECORDS

INTERNATIONAL LEAGUE

ROYALS ORGANIZATION

GENERAL INFORMATION

2024 Promotions

MARCH

- 29 Magnet Schedule Giveaway pres. by Great Plains Communications

APRIL

- 11 Union Night
- 12 Anger Management Night / Stress Ball Giveaway
- 13 yaD sdrawkcaB
- 24 All About Kids Day
- 25 Creighton Night
- 26 Arbor Day
- 27 Nebraska (UNL) Night
- 28 Halfway to Halloween Day
Why I Want to Go to College pres. by NEST

MAY

- 7 Healthcare Professionals Night pres. by Prime Time Healthcare
- 8 Senior Bingo pres. by Aetna Medicare Solutions
- 9 UNO Night
- 10 Star Wars Night ft. Character Appearances
Star Wars Jersey Auction
- 11 Legends Night ft. Jack McKeon Number Retirement
Short Sleeve Hoodie Giveaway pres. by Pepsi
- 23 Night of Really Bad Promotions Night
- 24 STEM Night
- 25 Take Meowt to the Ballgame
Viper Sunglasses Giveaway

JUNE

- 7 Wild Kingdom Night pres. by Mutual of Omaha
Girl Scout Night
- 8 Runza's Night pres. by Runza
Sun Hat Giveaway pres. by Runza
Omaha Runza's Jersey Auction
- 9 Bellevue Community Night
- 18 Career Day - Aviation pres. by UNO Aviation Institute
- 19 Senior Citizen Fair
- 21 Community Celebration - Pride Night pres. by PayPal
- 22 Everything Nebraska Night ft. appearance by Jordy Bahl
- 23 Stormy's Birthday
Papillion & Springfield Community Night

JULY

- 3 Independence Day Fireworks pres. by FNBO
- 10 Senior Bingo pres. by Aetna Medicare Solutions
- 12 Christmas in July pres. by Valentino's
- 13 Community Celebration - Negro Leagues Tribute Night
Honoring the Omaha Rockets pres. by PayPal
Bob Gibson Bobblehead Giveaway pres. by Sarpy Sports
Commission / Omaha Rockets Jersey Auction
- 14 Elkhorn, Gretna, & Millard Community Night
- 19 Sitcom Night ft. appearance by Lil Sebastian
Stolen Base Record Replica Jersey Giveaway pres. by
Atlas MedStaff
- 20 Faith & Family Night ft. postgame concert by Blessing
Offer
- 21 Blair, Fremont, & Valley Community Night

AUGUST

- 6 Malmo Oat Milkers Night pres. by Oatly
- 8 Community Celebration - All Abilities Night pres. by
PayPal
- 9 Corn Chasers Night / Scout Night
- 10 Marvel's Defenders of the Diamond Night
Super Hero Cape Flag Giveaway pres. by Papillion
Taco Guy
Marvel's Defenders of the Diamond Jersey Auction
- 11 La Vista & Ralston Community Night
- 16 First Responders Night pres. by Werner Enterprises
- 17 John Rave Bobblehead Giveaway pres. by Fairfield Inn
& Suites Papillion
- 18 River City Community Night
- 31 Military Appreciation Night pres. by Cobalt Credit
Union

SEPTEMBER

- 10 Senior Bingo pres. by Aetna Medicare Solutions
- 12 Collegeville Night
- 13 Murder Mystery Night
- 14 Fan Appreciation Night
Omaha Golden Spikes Jersey Auction

Dates, times, promotions, & appearances subject to change.




Gate giveaways available in limited quantities, first come first served.

Premium Nights feature our biggest nights and best giveaways! Tickets to these games are an additional \$5 each.

For most up-to-date schedule visit
OMAHASTORMCHASERS.COM

BALLPARK MAP



	Baseline Box		3rd Base Drink Rail
	Dugout Box		Sunbelt Bakery Home Run Porch
	Club		Leonard Management McDonald's Berm
	Diamond Club		Group Party Area

PARKING MAP



ALL LOTS \$5

2024 SCHEDULE

MARCH / APRIL

SUN	MON	TUE	WED	THU	FRI	SAT
					29 IOW 6:05	30 IOW 2:05
31 IOW 2:05	1	2 COL 5:15	3 COL 5:15	4 COL 5:15	5 COL 5:15	6 COL 3:05
7 COL 12:05	8	9 GWN 12:05	10 GWN 12:05	11 GWN 6:35	12 GWN 6:35	13 GWN 2:05
14 GWN 2:05	15	16 NAS 6:35	17 NAS 6:35	18 NAS 6:35	19 NAS 6:35	20 NAS 6:35
21 NAS 2:05	22	23 IND 6:05	24 IND 11:05	25 IND 6:35	26 IND 6:35	27 IND 6:05
28 IND 2:05	29	30 IOW 6:38				

MAY

SUN	MON	TUE	WED	THU	FRI	SAT
			1 IOW 12:08	2 IOW 12:08	3 IOW 7:08	4 IOW 3:08
5 IOW 1:08	6	7 JAX 6:35	8 JAX 12:05	9 JAX 6:35	10 JAX * 7:05	11 JAX 7:05
12 JAX 2:05	13	14 STP 11:07	15 STP 6:37	16 STP 6:37	17 STP 6:37	18 STP 2:07
19 STP 2:07	20	21 COL 6:35	22 COL 6:35	23 COL 6:35	24 COL * 6:35	25 COL 6:05
26 COL 2:05	27 IND 5:15	28	29 IND 5:35	30 IND 5:35	31 IND 6:05	

JUNE

SUN	MON	TUE	WED	THU	FRI	SAT
						1 IND 5:35
2 IND 12:35	3	4 MEM 7:05	5 MEM 7:05	6 MEM 7:05	7 MEM * 7:05	8 MEM 6:05
9 MEM 5:05	10	11 TOL 6:05	12 TOL 6:05	13 TOL 6:05	14 TOL 6:05	15 TOL 6:05
16 TOL 1:05	17	18 LOU 12:05	19 LOU 7:05	20 LOU 7:05	21 LOU * 7:05	22 LOU 6:05
23 LOU 5:05	24	25 COL 6:05	26 COL 6:05	27 COL 11:05	28 COL 6:05	29 COL 6:05
30 COL 12:05						

JULY

SUN	MON	TUE	WED	THU	FRI	SAT
	1 IOW 7:05	2 IOW 7:05	3 IOW * 7:05	4 IOW 7:08	5 IOW 7:08	6 IOW 6:08
7	8	9 TOL 7:05	10 TOL 12:05	11 TOL 7:05	12 TOL * 7:05	13 TOL 6:05
14 TOL 5:05	15	16	17	18	19 IND * 7:05	20 IND 6:05
21 IND 5:05	22	23 STP 7:07	24 STP 1:07	25 STP 7:07	26 STP 7:07	27 STP 6:37
28 STP 2:07	29	30 ROC 5:45	31 ROC 12:05			

AUGUST

SUN	MON	TUE	WED	THU	FRI	SAT
				1 ROC 5:45	2 ROC 5:45	3 ROC 5:45
4 ROC 12:05	5	6 IOW 7:05	7 IOW 7:05	8 IOW * 7:05	9 IOW * 7:05	10 IOW 6:05
11 IOW 5:05	12	13 LOU 6:35	14 LOU 6:35	15 LOU 6:35	16 LOU 6:35	17 LOU 6:05
18 LOU 5:05	19	20 BUF 5:35	21 BUF 12:05	22 BUF 5:35	23 BUF 5:35	24 BUF 5:35
25 BUF 12:05	26	27 STP 6:35	28 STP 6:35	29 STP 6:35	30 STP * 6:35	31 STP 6:05

SEPTEMBER

SUN	MON	TUE	WED	THU	FRI	SAT
1 STP 2:05	2	3 MEM 6:45	4 MEM 6:45	5 MEM 6:45	6 MEM 7:05	7 MEM 6:05
8 MEM 1:05	9	10 TOL 12:05	11 TOL 6:35	12 TOL 6:35	13 TOL 6:35	14 TOL 6:05
15 TOL 2:05	16	17 LOU 5:35	18 LOU 11:05	19 LOU 5:35	20 LOU 6:15	21 LOU 6:15
22 LOU 12:05						

HOME PREMIUM NIGHT * FIREWORKS AWAY OFF



BUF - Buffalo Bisons
COL - Columbus Clippers
GWN - Gwinnett Stripers
IND - Indianapolis Indians
IOW - Iowa Cubs
LOU - Louisville Bats

MEM - Memphis Redbirds
NAS - Nashville Sounds
ROC - Rochester Red Wings
STP - St. Paul Saints
JAX - Jacksonville Jumbo Shrimp
TOL - Toledo Mud Hens