

3  
COLE TUCKER

37  
KEVIN KRAMER



AA-AFFILIATE OF THE PITTSBURGH PIRATES

# 2021

MEDIA & INFORMATION GUIDE

ALTOONACURVE.COM OR 877.99.CURVE



# CURVE GEAR



TEAM STORE AND AUTHENTIC APPAREL



THE STOCKYARD TEAM STORE IS OPEN 24/7/365 AT  
[ALTOONACURVE.COM](http://ALTOONACURVE.COM)



# TABLE OF CONTENTS

## ORGANIZATION

2-16

Team History .....	2-9
Timeline .....	10
Ownership - Bob & Joan Lozinak .....	11
Front Office .....	12-13
Uniforms .....	14-15
Curve Logo History.....	16



## 2021 ALTOONA CURVE

17-68

Manager Miguel Perez .....	18
Coaches .....	19-21
Players .....	22-68

## HISTORY/RECORDS

69-130

Year-By-Year Results .....	70
Yearly Leaders .....	71-72
Single-Season Records.....	73-75
Single-Game Records .....	76-77
Career Records .....	77
Top Single-Season/Career Highs.....	78-79
Walk-off Victories at PNG Field .....	80-81
Extra-Inning Games.....	82
Top Single-Game Performances.....	83
Home Run History .....	84-85
Curve Players in the Major Leagues.....	86-89
All-Time Roster (Alphabetical).....	90-93
All-Time Roster (Numerical) .....	94-99
Adam Hyzdu .....	100
Postseason History .....	101-105
Opening Day Stats & Information.....	106-107
Home Openers & July 4.....	108
Team Awards.....	109
Year-By-Year Complete Stats.....	110-130

## AA NORTHEAST LEAGUE

131-146

League Info/Map/Mileage Chart.....	132
2021 Umpires.....	133
2019 Eastern League Recap.....	133
Eastern League & MiLB Awards.....	134
Curve All-Stars.....	135
2021 Curve Opponents.....	136-146

## PIRATES ORGANIZATION

147-152

Pirates Directory.....	148
Pirates MiLB Affiliates.....	149
Prospect Rankings .....	150
2019 Pirates Organization Leaders.....	151
2020 Pirates Draft Class.....	152

## GENERAL INFORMATION

153-162

Curve Attendance .....	154-155
Peoples Natural Gas Field.....	156
Curve Ticket Information.....	157
PNG Field Dimensions & Workout Schedule .....	157
Directions.....	158
Media Policies and Information .....	159
2021 Broadcast Information.....	160-161
2021 Schedule.....	162

## MISC. INFO BOXES (ALPHABETICAL)

15-Home Run Seasons.....	28	EL Championships (since 1999) ....	102	No. 1 Pirates Prospects .....	150
100-Strikeout Seasons.....	59	EL Postseason Appearances ....	105	Pirates' Longest Affiliations .....	120
Affiliation Station .....	78	First-Round Draft Picks .....	79	Pirates' MiLB Players of the Year ..	151
All-Star Selections by Year .....	135	Futures Game Participants .....	151	Pirates' MLB Rehab Assignments ....	88
Big Country's Big Month.....	16	Going, Going, Gone .....	84	Pirates' Retired Numbers.....	94
Curve .300 Hitters .....	76	It Keeps Going & Going.....	82	Pittsburgh MiLB Championships	21
Curve 10-Game Winners .....	72	Longest Curve Hit Streaks .....	14	Tallest Curve Players.....	122
Curve Around the Globe .....	97	MLB All-Star Alumni .....	155	The Legend of Hyzdu.....	100
Curve Playoffs vs. AA N'east .....	104	MLB Before Altoona .....	89	Triple Play Baseball .....	99
Curve Record on Holidays.....	108	MLB Debuts by Team/Season.....	86	Uni-Cycle.....	20
Crazy 8s .....	82	Most Single-Season Saves.....	61	What's in a Name?.....	12
Eastern League Champions List... ..	134	National Television .....	161	Youngest Curve Players .....	81

The 2021 Altoona Curve Media & Information Guide is a publication of the Altoona Curve Communications Department. All information is current as of March 1, 2021. This publication was researched and written by Jon Mozes and Nathan Bowen of the Altoona Curve Communications Department. Layout, design and editing by Jon Mozes, Garrett Mansfield, Trey Wilson and Mike Passanisi. Previous research by Rob Egan, Jason Dambach, Dan Zangrilli, Mike Passanisi, Josh Ellis, Tyler Maun, Nathan Bowen, Mike Baggerman, Fletcher Keel, Max Gun, Michael Marcantonini and Preston Shoemaker.

Photos used in this publication provided by the Altoona Mirror, Gary Baranec, Pittsburgh Pirates' Team photographer Dave Arrigo, Altoona Curve team photographers: Jason Sipes, Teri Enciso, Scott Myers, Rob Lynn, Jeremy Boland/Moments Photography, Mark Olson, Sean McCool, Garrett Mansfield, Trey Wilson, Bradenton Marauders, Greensboro Grasshoppers, West Virginia Black Bears and Bristol Pirates. Additional photos provided by Joshua Tjiong, Carl Kline, Brian Westerholt, Mark LoMoglio, Buck Davidson, Dano Keeney, Jak Kerley, Brian McLeod, Tom Hagerty, Scott Patterson, Tracy Proffitt, Rick Nelson, Kevin Pataky, Andy Grosh, Jesse Piech, Kenn Inness and Chris Baird of Minor League Baseball/MiLB.com. Statistical information provided in part by Major League Baseball Advanced Media (MLBAM), 75 Ninth Avenue, 5th Floor, New York, NY 10011.

Printed by theprinters.com, 3500 East College Avenue, Suite 1000, State College, PA, 16801. Phone: 814-237-7600. Find more information at theprinters.com.

Special thanks to Michael Chernow and the Pirates Baseball Operations Department for their assistance.

Further information on the 2021 Altoona Curve is available through the Curve Communications Department by calling 814-283-3180 or by visiting altoonacurve.com.

© 2021 Lozinak Professional Baseball, LLC

The dream of one native son that began decades ago has not only become a reality, but is about to enter its 22nd season in 2021. The story of the Altoona Curve begins in 1979. Area native Bob Lozinak, a successful McDonald's franchisee, knew his hometown was a baseball haven and always dreamed of what it would be like to have a professional sports team in his hometown. He had a chance to make a dream of many come to fruition, so as the 1970s were about to come to a close, a series of meetings and preliminary discussions took place to put the plan into motion. However, there was enough opposition that thwarted the idea as an initial fear from natives was that a professional team would hurt the successful youth teams in the region. Professional baseball, for the time being, was put on the back burner.

In the meantime, that same year, Bob and his family went across the country and bought what became one of the most successful franchises in the entire country - the Albuquerque Dukes (AAA - Dodgers)

Fast-forward 16 years.

Like many other decisions in baseball, the latest round of major league expansion had a domino effect on the minor leagues. In 1995, Arizona and Tampa Bay were awarded major league franchises to play their inaugural season in 1996. To keep pace, baseball's rookie level added two teams in 1996. The following year, Class 'A' and Class 'AAA' each increased by two teams.

That left only Class 'AA' in need of expansion to match the number of teams in the big leagues. In 1997, the National Association of Professional Baseball Leagues decided the Eastern League would receive the two new franchises to start play in 1999. Erie was an easy first choice of the NAPBL's expansion committee. After all, the SeaWolves had established short-season attendance records in the new Jerry Uht Park as part of the New York-Penn League from 1995-98. The awarding of the second franchise wasn't easy. For months, it seemed Springfield, Mass. would land the team. However, an inability to finalize land and stadium finance deals left the NAPBL looking for another option. Enter Altoona. City native Bob Lozinak and a group of Pennsylvania lawmakers put together an 11th-hour stadium financing package and site plan. The proposal was presented to the expansion committee at an October 5, 1997 meeting in Las Vegas. It received unanimous approval and Double-A baseball was on its way to Altoona.

Ballpark groundbreaking ceremonies took place on March 7, 1998 and the franchise was officially awarded the following month. In June of that year, the team selected "Curve" as its nickname. The combination railroad/baseball moniker beat out several choices like "Lake Monsters," "Ridge Runners" and, believe it or not, "Fish"!

The next step for the Curve was affiliating with a major league team. Erie seemed to have an inside track on becoming the Pirates' new Double-A club, as the SeaWolves had served as Pittsburgh's short-season club from 1995-98. However, after a series of meetings with potential major league parent clubs, the Curve landed the coveted affiliation with the Pirates. The September 1998 announcement took the franchise to another level as the U.S. Route 22 pairing seemed an ideal fit. Central Pennsylvania fans, with their strong Pirates' roots, could now cheer for the Bucs' top prospects on their way to Pittsburgh.

The long-awaited first game in Curve history took place on April 9, 1999 in Reading, Pa. The game against the Phillies' affiliate was suspended by rain and completed the next day as part of a doubleheader. For the record, the Curve lost their first contest, 6-2, but recorded their first win hours later with a 6-4 decision in game two.

Finally, the Curve christened Blair County Ballpark on April 15 with a triumph over the Bowie Baysox. A crowd of 6,171 attended the history-making contest despite cold, rainy weather and nearly a one-hour delay. The 1999 Curve went 67-73 on the field and finished last in the Eastern League's Southern Division. Pitcher Bronson Arroyo won 15 games, tied for the most in the league and still the most in a single season for a Curve pitcher. Outfielder Adam Hyzdu cemented himself as the Curve's first star, hitting .316 with 24 home runs. Third baseman Kevin Haverbusch was the Curve's lone representative at the Double-A All-Star Game in Mobile, Ala.

On July 5, 1999, catcher Yamid Haad became the first Curve alum to reach the Majors, debuting with the Pittsburgh Pirates.

323,932 fans flocked to Blair County Ballpark during the inaugural season.



The future site of Blair County Ballpark with nearby Lakemont Park in the distance



Groundbreaking ceremonies on March 7, 1998




Curve owner Bob Lozinak sports his Pirates jacket at the press conference announcing what has become one of the longest and most successful affiliations between a minor league franchise and a parent club (Sept. 15, 1998)



Curve players and coaches are introduced before the franchise's first game at Reading on April 9, 1999





The Curve defeated the Bowie Baysox, 6-1, in the first game played at Blair County Ballpark on April 15, 1999



Blair County Ballpark ribbon cutting, April 15, 1999



Vice President Dick Cheney addresses the crowd on his visit to BCB on July 4, 2004



The Curve hosted the 2006 Eastern League All-Star Game at BCB in front of a then-stadium record 9,308 fans

In the fall of 2006, the franchise won two prestigious awards, most notably the John H. Johnson President's Trophy, which is given annually to Minor League Baseball's top club on the basis of long-time franchise stability, contributions to and promotion of the baseball industry and the financial success of the team. Also, the Curve were honored by Baseball America as the 2006 winner of the Double-A Bob Freitas Award.

On the field, the 2006 Curve posted a 75-64 record under first-year manager Tim Leeper and reached the Eastern League postseason for the fourth straight season, ultimately losing in a back-and-forth Divisional Series to the Akron Aeros.

In 2000, the Curve posted a 74-68 record, their first winning season, and saw 333,968 fans at Blair County Ballpark. Adam Hyzdu returned for a second season with the Curve, hitting 31 homers and driving in 106 runs, both still good for single-season franchise records. Following the final game of the season on September 4, 2000, the Curve retired Hyzdu's number 16. Hyzdu is still tied for the most homers in a Curve career with 55, and he is the only player in team history to play 142 games in a season.

In 2001, Dale Sveum became the second manager in the team's history. Attendance continued to climb, with 348,316 fans attending games at Blair County Ballpark. The team finished the year 63-79.

After three remarkable seasons, the Lozinak family sold the franchise to a group headed by Pittsburgh attorney Chuck Greenberg on April 2, 2002. Among the limited partners in Greenberg's collective: Pittsburgh Penguins' owner, star center and NHL Hall of Famer Mario Lemieux; Pittsburgh Steelers' all-pro running back Jerome Bettis; Altoona-based businessmen Steve Sheetz and Don Devorris. Todd Parnell was tabbed as the team's new General Manager.

On August 5, 2002 the Curve announced a new four-year affiliation agreement with Pittsburgh, securing one of baseball's strongest affiliations through 2006. Despite the ownership change, the Curve franchise enjoyed its most successful season to that point, drawing 363,871 fans to Blair County Ballpark.

Between the 2002 and 2003 seasons, Blair County Ballpark underwent its first major capital expansion project, as a new third-base Picnic Area, left-field Party Deck and outfield reserved seating section were constructed. The additions of the new areas brought the seating capacity of the ballpark to just over 7,200 and created enough room to hold nearly 10,000 fans on any night.

During the 2003 season, the Curve, led by third-year manager Dale Sveum, took the franchise to new heights on the field, posting a 78-63 regular season record and securing the club's first-ever Eastern League postseason berth. The Curve lost to the eventual E.L. Champion Akron Aeros three-games-to-one in the first round of the playoffs. The playoff run helped fuel yet another franchise attendance record as 365,376 fans came through the gates at BCB.

In 2004, the Curve, managed by Tony Beasley, finished with a league-best 85-56 record and not only returned to the playoffs, but took the next step and advanced to the Eastern League Championship Series for the first time in club history before losing to the New Hampshire Fisher Cats.

The '04 season also turned out to be a banner year at the gates as the Curve added a fifth consecutive franchise attendance record after drawing 394,062 fans to Blair County Ballpark. Among those fans who attended Curve home games in 2004 was Vice President Dick Cheney, who attended the club's Fourth of July game against Harrisburg. Following the season, Curve General Manager Todd Parnell was honored as the Eastern League Executive of the Year, while the franchise was presented the prestigious Larry MacPhail Trophy symbolizing the top promotional effort, both on and off the field, in all of baseball.

The 2005 edition of the Curve reached postseason play in dramatic fashion, sweeping a four-game road series from Bowie during the final weekend of the season to reach the playoffs for a third consecutive season. Despite losing in the first round of the playoffs, the Curve won big earlier in the season when the franchise was named the host of the 2006 E.L. All-Star Game.

Altoona would have a banner year in 2006. The highlight of the season, and arguably the top moment in the first eight seasons of Curve baseball, came on July 12th when Altoona played host to the 2006 Eastern League All-Star Game. A then Blair County Ballpark-record crowd of 9,308 were on hand to witness Curve All-Star Brett Roneberg take home MVP honors in a 5-3 win for the Southern Division All-Stars.



The 2007 season proved to be a year in which the Curve continued their winning ways, as the club marched on to its sixth consecutive winning season. That season, plenty of the Pirates' top prospects passed through Blair County Ballpark. In addition to third-baseman Neil Walker and outfielder Andrew McCutchen, first basemen Steve Pearce enjoyed one of the finest seasons in club history en route to being named the 2007 Topps Minor League Player of the Year.

In 2008, the Curve celebrated their storybook 10th anniversary season by welcoming back plenty of former stars, including Adam Hyzdu and Josh Bonifay, among many others. The Curve also unveiled their 10th Anniversary All-Time team.

On June 17, Jimmy Carter, the 39th President of the United States, and his wife, Rosalynn, attended the Curve versus Reading game while on a fishing trip in nearby Huntingdon. Carter sported a black Curve jersey and watched the game with friends and family members in luxury suite 410.

As for the team, though, the Curve underachieved as they suffered their first losing season since 2001, finishing with a mark of 65-77 and a fifth place finish in the Eastern League's Southern Division.

However, 2008 will be remembered not for what happened during the season, but rather what happened following the season. On Dec. 1, 2008, President and Managing Partner, Chuck Greenberg announced that his group was selling the Curve back to original owner and visionary, Bob Lozinak. Greenberg announced that he was forming a sports consultation service and that many members of the Curve upper management would join his endeavor, including General Manager Todd Parnell.

Shortly after the announcement of the sale, it was made public that David Lozinak would be appointed as the team's Chief Operating Officer, overseeing the day-to-day functions of the ball club.

The final block to the organization's new foundation was laid on December 5, 2008 when the Lozinak Family announced that they would bring back an old friend to steer the Curve into the future -- Rob Egan. Egan was the original play-by-play broadcaster for the team from 1999-2004. He left baseball for four years, but returned to the minors to become just the fourth General Manager in the club's 11-year history.

On December 30, 2008, Minor League Baseball approved the sale of the Curve from Greenberg's group back to Lozinak and the second chapter of the Lozinak era officially began.

The 2009 season saw the Altoona Curve stumble under first-year manager Matt Walbeck as the team got off to a franchise worst 0-8 start and was never able to recover, finishing the year 62-80. However, the team did see one of the most prospect-laden lineups ever assembled in team history. As Pirates General Manager Neal Huntington traded away many valuable players at the major league level, an influx of talent came back in return. However, no one expected the fanfare that Pirates' 2008 top draft pick and top-rated prospect Pedro Alvarez would get when it was learned the New York native was being promoted from Lynchburg (A) on June 23. A throng of media attention ensued, and Alvarez lived up to all his hype.

The third baseman hit .333 with 13 home runs and 40 RBI in just 60 games with the Curve. He was named the 2009 Curve M.V.P. not only for those staggering numbers, but primarily for the impact he had in the team's overall success. In games in which Alvarez played, the Curve were 34-26 (.567) while going just 26-51 (.338) in games when Alvarez did not play.

An outstanding partnership with the Pittsburgh Pirates became even stronger during the 2009 season when, on May 23, the Curve and Pirates signed a four-year extension to their Player Development Agreement, which extended through the 2014 season.

With a solid affiliation under their belt, the Curve embarked on what was their most magical season on the field in Altoona in 2010. From the outset, the 2010 Curve had the swagger and winning attitude that would carry the club to its second division title and its first-ever Eastern League Championship.

The cast of the 2010 club pretty much came as a cohesive unit from High-A Lynchburg, where they won the Mills Cup (Carolina League championship) in 2009. On Opening Day 2010, Altoona was greeted by a prospect-laden roster that included four of the Pirates Top-



Future National League Most Valuable Player Andrew McCutchen played for the Curve in 2006 and 2007



Former President Jimmy Carter attended a Curve game at BCB on June 17, 2008



Bob Lozinak (right) purchased the Curve back from Chuck Greenberg's group in December 2008



Top prospect Pedro Alvarez was named the Curve's Most Valuable Player in 2009





Stephen Strasburg brought the sports world's eyes to Altoona on April 11, 2010 when he made his professional debut



The Curve defeated the Trenton Thunder, three-games-to-one, to win their first-ever Eastern League championship in 2010



Starling Marte became the first Curve player to win the Eastern League Rookie of the Year Award in 2011

streak of 19-straight games of alternating wins and losses. The streak ran from April 10th through May 1st and was snapped on May 2nd, when Altoona won its second-straight game.

Despite the streak and an eventual 64-77 finish to the season, many positive things happened on the field in 2011 and they began with center fielder Starling Marte. Marte, a native of Santo Domingo, D.R., was on the Curve roster from the get-go in 2011 and never ceased to impress. The 22-year-old proceeded to tear through the Eastern League en route to an Eastern League batting title and Eastern League Rookie of the Year honors. It was the first time in franchise history that a member of the Curve had won the Rookie of the Year award and it was also the first time that an active Curve player won the batting title (Jeff Keppinger won it in 2004 but spent the final months of the season as a Binghamton Met).

The speedy outfielder also set a few Curve single-season records along the way in 2011, posting franchise bests in outfield assists (18) and hits (178). In addition to his other accolades, Marte was both a mid-season and post-season E.L. All-Star, an XM Futures Game Selection, Eastern League August Player of the Month and a Topps Double-A All-Star.

Season 13 in Curve, Pa. also saw nine different former Curve players make their Major League debuts. Many of the nine played for the 2010 Eastern League Championship club (Mike Crotta, Daniel Moskos, Josh Harrison, Tony Watson, Chase d'Arnaud, Jared Hughes and Jeff Locke) while some were first-year Curve players that cracked the Pirates' 25-man roster (Eric Fryer and Aaron Thompson).

Off the field, the Curve received much national notoriety for the first-ever, on-field reversible cap, which was introduced in 2011. The cap featured the new Curve engineer on the regular side and a "Rally Cap" on the inside fashioned after rally mascot Al Tuna. The Curve's Summer Cruise Night Series, which combined a cruise giveaway with the stupendous films of Tom Cruise, was also a finalist for a Golden Bobblehead for one of the best promotions in Minor League Baseball. Average attendance at Blair County Ballpark also rose for the first time since it climbed from 2005 to the 2006 seasons.

10 prospects according to Baseball America and eight of the Top-30 overall prospects. It was also a roster that had veteran talent, and it proved to be the perfect mix to get Altoona off to a nearly perfect start as the club started the season 7-1, a drastic turnaround after starting 2009, 0-8.

Included in those first eight games was one day where everything seemed to fall into place for a memorable afternoon at BCB. After the first three games of the season were played under dreary cold conditions, mother nature opened the skies for a perfect 67-degree day on April 11th when the national spotlight turned to Altoona for the first professional start of Harrisburg Senators phenom Stephen Strasburg. More than 70 media members from around the country and upwards of 7,800 people came to watch the professional debut of the heralded Strasburg on the picture-perfect day in Curve, Pa. The game was also carried live on ESPN360.com and had parts of it aired on ESPNNews.

It was the first of two national exposure days for Blair County Ballpark and the city of Altoona during 2010 as Andy Pettitte later started against Altoona in the first game of the Eastern League Championship series. Pettitte's start brought MLB Network and some of the New York spotlight to BCB as Pettitte's Thunder met the Curve for the first time in a playoff series.

All told, Altoona finished the regular season 82-60 to win its second division title and first since 2004. The 82 wins were second most in franchise history behind the 2004 club's 85 victories under manager Tony Beasley. After dispatching of Harrisburg three games to one in the divisional round, the Curve forged on to the ELCS to meet Trenton.

Pettitte's Thunder did take Game One but Altoona once again sprung back to take the final three games of the series. Curve closer Daniel Moskos was able to get the final out via the strikeout at Waterfront Park in Trenton on September 18th to bring the first-ever E.L. Championship to Altoona.

A few short months after the first-ever E.L. title was won, the Curve as a franchise took another step forward by unveiling the team's new logo set, which paid homage to the railroad engineers that helped put Altoona on the map.

Armed with a fresh new look for 2011, the Curve were also given a makeover in the coaching staff assignments as P.J. Forbes became the sixth manager in Altoona Curve history. Forbes, who had piloted the Reading Phillies of the Eastern League for three seasons from 2006-08, was coming off of back-to-back playoff appearances with High-A Lynchburg and High-A Bradenton in 2009 and 2010 (he led the '09 Hillcats to a Mills Cup title) before joining Altoona.

The 2011 Curve didn't get off to as fast of a start as the 2010 championship-winning club but did come out and compete on a nightly basis. A strange streak occurred during the season's first month as Altoona went on an unprecedented losses. The streak ran from April 10th through May 1st and was snapped on

The offseason leading into the club's 14th year of existence was also no quiet one as the Curve forged a partnership with Peoples Natural Gas that renamed the ballpark Peoples Natural Gas Field. The partnership not only included a naming-rights deal but spurred economic development at the park and surrounding areas with the use of green energy.

Altoona's 2012 season began on April 5 with a very special announcement from Pirates President Frank Coonelly, who announced to the Opening Night crowd that the Pittsburgh Pirates would be returning to Altoona for the first time since 2000 to play an exhibition game before the 2013 season. On the diamond, the Curve had an up-and-down season under P.J. Forbes, who directed the Curve for a second straight season. An end-of-the-season winning streak propelled the Curve above the .500 mark and the team finished 72-70, but missed out on the E.L. playoff picture.



Gerrit Cole was the top pick in the 2011 MLB Draft before joining the Curve in 2012

The 2012 season may be remembered as the season where fans in Curve, Pa. had the opportunity to see two future aces in the making with top prospects Gerrit Cole and Jameson Taillon both making their way to Double-A during the season. Cole, the first-overall pick in the 2011 draft, reached Altoona on June 20 and made his debut at home while Taillon debuted almost exactly two months later on the road in Trenton. It was the first time that both the No. 1 and No. 2 prospects in the organization according to Baseball America were in Altoona at the same time since Andrew McCutchen and Neil Walker were in Curve uniforms for the 2007 season.

Other standouts on the field for the Curve included shortstop Brock Holt, who went on to make his Major League debut later in the season with the Pirates. Holt stayed in Altoona until the beginning of August before he received his first promotion to Triple-A. After putting on a hitting clinic with Altoona, Holt lampooned International League pitching to earn his call up to Pittsburgh. The Texas native hit well enough with Altoona before his promotion and had enough at-bats to still hang on to win the Eastern League batting title, marking the second-straight season a Curve batter won the crown.

Holt was part of 11 more former Curve players to make their debuts in the major leagues in 2012, bringing the overall number to 101 in 14 seasons. Another former Curve player who made a splash in the bigs in 2012 was Marte, who homered in his first at bat as a member of the Pirates in Houston on July 26.

After being nominated for a Golden Bobblehead in 2011, the Curve franchise won a Golden Bobblehead in 2012 in the "Best Charity Promotion or Event" category for its efforts with Curve, Pa. Blue Out Saturdays, which aimed at raising awareness and funds for Prevent Child Abuse, Pennsylvania. The club, which partnered with six other teams across the state of Pennsylvania, wore Blue jerseys in support of the cause for each Saturday home game and also helped raise funds through the sale of special Blue-Out T-shirts and wristbands as well as text-to-donate programs. All told, the Curve's efforts, plus those of the other six participating teams, raised over \$11,000 from the season-long efforts.

Fast forward to March of 2013 and the second-ever exhibition game between the Curve and Pirates. Despite snow the Monday before the game, the temperatures warmed up and the Curve welcomed a franchise-record 10,116 fans to watch the Pirates and Curve play their first exhibition game since 2000. Just like in 2000, fans were treated to a Curve victory, this time by a score of 8-6. Former Curve OF Starting Marte had himself a day, hitting a grand slam while going 2-for-3.

A pair of big announcements also came with the Pirates-Curve Exhibition that day. The first announcement being that the Curve and Pirates had extended their Player Development Contract a season early and extended it through the 2018 season. The agreement between the Curve and Pirates secured the affiliation through 2018, the 20th year as parent and affiliate. It was then revealed a short time later that the Eastern League All-Star Game was returning to Blair County with the Curve poised to host the 2014 game at Peoples Natural Gas Field.



In 2013, the Curve and Pirates played an exhibition game at Peoples Natural Gas Field in front of 10,116 fans, the largest crowd in the history of the ballpark



Altoona's regular-season had its ups and downs and the team finished with a record of 63-79 under first-year manager Carlos Garcia. Despite the record, fans were treated to some of the best prospects in the Pirates system throughout the season that included RHP Jameson Taillon, OF Gregory Polanco, RHP Nick Kingham and SS Alen Hanson. Taillon, who had a cup of tea with the Curve in 2012, spent a majority of 2013 with the club before a promotion to Triple-A in August while Polanco joined the team in June and also went to Indianapolis during the month of August. Kingham joined the club midway through the year and finished the campaign with the Curve. Hanson did the same but did not join the team until late July after beginning the year with Bradenton.

One couldn't talk about the 2013 Curve season without talking about the performance of outfielder Alex Dickerson, who was in his first season at the Double-A level. Dickerson, a native of Poway, Calif., had a slow start to the year before lighting the world on fire from June until the end of the season. He went on to hit .288 for the season with 36 doubles, three triples, 17 home runs and 68 RBI in 126 games en route to being named the Eastern League Rookie of the Year. He was the second Curve player to ever win the award and the second in the last three seasons after Starling Marte won it in 2011.

The 2013 campaign also saw the club's second ever no-hitter come to fruition when Ethan Hollingsworth, Jason Townsend, Jonathan Ramos and Ryan Beckman combined on a nine-inning no-no on July 25, 2013 in Manchester, N.H. versus the Fisher Cats. It had been over 10 years since the Curve threw a no-hitter, which occurred in 2002 when Adrian Burnside, Neal McDade and Chris Spurling accomplished the feat.



The Curve hosted the 2014 Eastern League All-Star Stop at Peoples Natural Gas Field



All-Star first baseman Josh Bell was part of the Curve's on-field resurgence in 2015 as the team reached the postseason for the first time since 2010

At the end of the year, Curve General Manager Rob Egan was presented with the Eastern League Executive of the Year Award at the Winter Meetings in San Diego, the second-ever member of the Altoona front office to receive the award.

In 2015, the Curve played their first season under the direction of manager Tom Prince. A former Major League catcher, Prince guided the Curve to their first playoff appearance since 2010 with a 74-68 record with a roster including top prospects Josh Bell, Tyler Glasnow and Chad Kuhl. Although the team was eliminated by Bowie in the Division Series, the Curve had one of their most successful seasons in recent years. Twelve players were promoted to Triple-A for the first time in their careers, with two of them reaching the Majors before the end of the year. The franchise also saw its highest attendance total in nine seasons. The season culminated with the Curve earning the Eastern League's nomination for the John H. Johnson President's Award, the top honor in Minor League Baseball.

Joey Cora took over as the Curve's manager in 2016, leading the team back to the postseason in what would be his only season with Altoona. The Curve were eliminated in the Western Division Series by the eventual-league-champion Akron RubberDucks. Outfielder Austin Meadows, who was named by Baseball America as the Eastern League's most exciting player, turned heads early in the season when he went on a franchise-record 24-game hitting streak prior to his promotion to Triple-A.

In 2016, 14 former Curve players made their MLB debuts, the most in a single season since the franchise was founded. Nine of those players debuted with the Pirates: Alen Hanson, Jameson Taillon, Jacob Stallings, Adam Frazier, Chad Kuhl, Steven Brault, Tyler Glasnow, Josh Bell and Max Moroff.

Following the season, the Pirates announced that Cora would be the new major league third base coach. 2015 Curve manager Tom Prince was also added to the big league coaching staff, taking over as Clint Hurdle's new bench coach.

In 2014, the Curve hosted the league's annual All-Star Game with the Eastern League All-Star Stop presented by UPMC Health Plan for the second time in franchise history. Over 6,000 fans packed into Peoples Natural Gas Field to watch the league's brightest stars for the game itself on July 16 while nearly 11,000 total across the two-days' worth of events filled PNC Field. During the first day of events, the Curve dedicated one seat in the lower seating bowl a POW/MIA Chair, never to be inhabited in memory of those soldiers that have not yet returned home.

Following up the dedication of the POW/MIA chair, the Curve hosted its version of a home run derby with the Ghostman Games & Hitting Challenge. In a competition of four players, the Curve's very own Willy Garcia won the event for the Western Division with a home run that sailed into the night sky out in left field.

On the field, the Curve struggled to a 61-81 record but the season saw Garcia set a new single-season franchise record with 19 outfield assists. Catcher Elias Diaz led the club offensively, hitting .328 with six home runs and 54 RBI through his 91 games, while right-hander Adrian Sampson aced the pitching staff, posting a 10-5 record with a 2.55 ERA in 24 starts. Both players represented the Curve in the All-Star Stop. The team also set a franchise-record for steals in a single season with 159, besting the 155-mark of the 2005 Curve.

Sampson, who was both a mid-season and post-season All-Star, also came within two outs of the franchise's first nine-inning no hitter by a single pitcher. The feat was thwarted, however, by Bowie's Mike Yastrzemski when he sliced a double down the left-field line. It was the only hit Sampson permitted on the evening and the game on July 18 still went down as the first one-hitter by a single pitcher in Curve franchise history. Even cooler, he did it with his mom in attendance for the game just a few days shy of her birthday.

Changes also came to the Altoona front office. After eight seasons as general manager and 14 overall seasons with the Curve, Rob Egan left to take the same job with the Triple-A Charlotte Knights. The Curve announced former front office staff member Derek Martin as the new general manager in the fall of 2016.

During the 2017 preseason, new stadium updates and upgrades were made to Peoples Natural Gas Field, beginning with the demolition of the original box office and construction of a brand new one. The stadium also received new field lights, becoming one of the first two Eastern League parks to upgrade to LED lighting. New netting was also installed behind home plate to improve fans' views and provide more protection.

Indiana, Pa. native Michael Ryan was named as Curve manager prior to the season after leading the A-Adv. Bradenton Marauders to the Florida State League title in 2016. By season's end, he and his club replicated that feat in Double-A, winning the Curve's second Eastern League championship. The Curve won their second Western Division title on September 4, the last day of the regular season, with a walk-off home run by Mitchell Tolman in the bottom of the 12th inning against the Harrisburg Senators.

The Curve rode the momentum into the playoffs, and they began postseason play with one of the most dominating pitching performances in team history. Pirates' top pitching prospect Mitch Keller took the mound in Game 1 of the Western Division Series at Bowie on September 8 and threw a complete-game shutout on just 90 pitches, allowing only one hit.

With wins in the next two games against the Baysox, the Curve advanced to face the Trenton Thunder in the Eastern League Championship Series, a team that won 92 games during the regular season. Starting pitchers Brandon Waddell and J.T. Brubaker led the Curve to road wins in the first two games in the best-of-five series. The Curve returned home for Game 3 on September 14 with a chance to clinch with Keller on the mound.

The Thunder plated a pair of early runs to take a 2-0 lead, but the Curve rallied in the fifth inning. Jerrick Suiter got the Curve on the board with a bases-loaded walk and Jin-De Jhang followed with a two-out, bases-clearing triple to give the Curve a 4-2 lead. Keller settled in to strike out eight batters over 7.1 innings en route to winning the Eastern League Postseason Most Valuable Player Award.

Closer Tate Scioneaux took the mound for the Curve in the ninth inning and struck out the side in order to close out the game and the championship for the Curve, who became just the third E.L. team since 1983 to sweep all six of their postseason games.

Prior to the 2018 season, the Curve made some fresh updates to the ballpark that included a brand new, state-of-the-art video board, upgraded broadcasts and televisions, a new playing surface, new on-field caps and a new alternate red jersey.

The team honored their growing history throughout 2018 with a season-long celebration of 20 Seasons of Curve Baseball in Altoona and welcomed back former stars Adam Hyzdu and Jack Wilson. The team also unveiled their Fans' Choice All-Time Curve Team Bobblehead Series, a set of 11 bobblehead giveaways, to honor the 20th season.

Entering the season, MLB.com ranked the Altoona roster as one of "the Minors' 10 most talented teams" while 12 of MLB.com's Preseason Top 30 Pirates prospects spent time with the Curve during the season: Mitch Keller, Ke'Bryan Hayes, Cole Tucker, Bryan Reynolds, Taylor Hearn, Luis Escobar, Nick Kingham, Will Craig, Stephen Alemas, Jason Martin, Nick Burdi and Brandon Waddell.

Keller, the Pirates top overall prospect by both Baseball America and MLB Pipeline entering the 2018 season, followed up a strong 2017 postseason and cemented his name as one of the best pitchers in Curve history. Keller went 9-2 with a 2.72 ERA in 14 starts and threw eight, one-hit shutout innings in his final Curve start on June 25 vs. Harrisburg before he was promoted to Triple-A Indianapolis. In 22 combined starts (regular season and playoffs) with the Curve, Keller went 13-4 with a 2.63 ERA.

First baseman Will Craig was the 2018 Altoona Curve MVP and played the hero in the 2018 Eastern League All-Star Classic in Trenton. With the game tied 4-4 after nine innings, a swing-off between Craig and Zach Green of Reading replaced extra innings with Craig coming out on top. Craig led the Eastern League with 102 RBIs in the regular season to become just the second Curve hitter to eclipse 100 RBIs in a single season, joining the legendary Adam Hyzdu. A first round pick by the Pirates in the 2016 draft, Craig also clubbed 20 homers during a season in which he was an Eastern League Mid-Season and Post-Season All-Star.

Third baseman Ke'Bryan Hayes played one of the best defensive seasons the Eastern League has ever seen. The Pirates first-round draft choice in 2015 won back-to-back Rawlings MiLB Gold Glove Awards as the best defensive third baseman in the minors with



The Pirates' top prospect in 2016, Austin Meadows posted a 24-game hitting streak with the Curve, a new franchise record



Top Pirates pitching prospect Mitch Keller was named as the 2017 Eastern League Postseason Most Valuable Player after two dominating performances



Tate Scioneaux (front) closed out the ninth inning to solidify the Curve's sweep through the 2017 Eastern League playoffs





Curve legend Adam Hyzdu had his retired No. 16 rededicated during the 20th season celebration

who delivered one of the most electrifying moments in the Curve's 20-year history. In an 0-2 count, Tucker crushed a grand slam into the left field bleachers and tied the game, 5-5. Altoona rallied for three more runs in the eighth and went on to force a fourth game with an 8-5 victory. Unable to harness that momentum the next day, the Curve lost Game 4 to the 'Ducks, 9-0, to close out the team's 20th season.

A few days later on September 12 in St. Louis, the Pittsburgh Pirates lineup was composed completely of Curve alumni for the first time ever. Pirates Manager Clint Hurdle went with the following at Busch Stadium against the Cardinals: 2B Adam Frazier, CF Starling Marte, 1B Josh Bell, RF Jordan Luplow, 3B Kevin Kramer, LF Pablo Reyes, SS Kevin Newman, C Jacob Stallings and P Jameson Taillon.

In 2018, 14 former Curve players made their MLB debuts and matched the 2016 total for the most in a single season over the first 20 years of the franchise's history. Just as it was in 2016, nine of those players debuted with the Pirates: Clay Holmes, Nick Kingham, Austin Meadows, Tanner Anderson, Alex McRae, Kevin Newman, Pablo Reyes, Kevin Kramer and Nick Burdi.



The No. 1 overall pick by the Detroit Tigers in the 2018 draft, Casey Mize, pitched a no-hitter at PNG Field in his Double-A debut with Erie on April 29, 2019



Curve owner Bob Lozinak in his King of Baseball crown and cape at the 2019 Winter Meetings Banquet

his Double-A debut. He required just 98 pitches, struck out seven and accounted for the first individual, nine-inning no-hitter ever pitched at PNG Field.

By season's end, attendance at PNG Field was up for a third straight season with the highest total since 2008 as 308,464 fans enjoyed Curve baseball in 2019.

After the season, Curve owner Bob Lozinak was honored at the 2019 Winter Meetings in San Diego as the King of Baseball, which recognizes a veteran of professional baseball every year for longtime dedication and service to the game.

a .974 fielding percentage at A-Adv. Bradenton in 2017 and turned around in 2018 with a .978 mark in Altoona. Hayes' .978 fielding percentage at third base ranked as the highest ever recorded at the position in the Eastern League with data only available dating back to 1959.

As a team, the Curve trailed Akron by seven games entering play on August 1 before surging back over the final month of the season. With a record of 78-60, the Curve captured a second straight division title by one game over Akron, matched a team record with a fourth consecutive playoff berths (2003-06) and earned back-to-back division crowns for the first time in team history.

However, Akron eliminated the Curve from postseason play in four games during the Western Division Series. The RubberDucks took the first two games in Akron, but the Curve did not go quietly once the series shifted to Altoona. Akron jumped out to a 5-0 lead in Game 3 at PNG Field and were on the brink of sweeping their way to the ELCS. In the bottom of the fifth, however, the Curve scored their first run and managed to load the bases for Cole Tucker, who delivered one of the most electrifying moments in the Curve's 20-year history. In an 0-2 count, Tucker crushed a grand slam into the left field bleachers and tied the game, 5-5. Altoona rallied for three more runs in the eighth and went on to force a fourth game with an 8-5 victory. Unable to harness that momentum the next day, the Curve lost Game 4 to the 'Ducks, 9-0, to close out the team's 20th season.

The 2019 season brought change to the Eastern League with the move to a split-season playoff format for the first time since the Curve joined the Double-A circuit. Instead of a full-season champion and wild card team from each division deciding the playoff field, the league would crown a divisional champ for each of the 70-game halves with those teams squaring off in the opening rounds of the postseason.

After reaching the playoffs in each of the previous four seasons, the Curve finished with a losing record, 69-71, for the first time since 2014. The ballclub was a streaky bunch that started 5-0, tying a franchise record. At the end of May, the team was five games under .500 and rebounded to 10 games over by the All-Star Break. The Curve stumbled after the break as well and entered the final series of the year with a 69-67 record before losing the final four contests.

Michael Ryan returned for his third season as manager and stamped his name into the record books. He became the winningest manager in team history when he led the team to his 214th regular-season win as Altoona's skipper on August 18 to pass Dale Sveum and Tim Lincecum's 213 managerial victories. Ryan finished the season with a 221-197 record.

Young pitching talent dominated throughout the league in 2019. Eight no-hitters were pitched league-wide, the second-most in league history. The Curve were no-hit twice during the season while Curve pitchers fired a league-best and team record 18 shutouts. The league batting average finished at .238, the lowest since 1971, while the batting champ, Portland's C.J. Chatham at .297, finished under .300 for just the second time in league history. Runs were hard to come by with a league average of 3.92 runs per game, the lowest since 1990.

One of the brightest performances in the league occurred at Peoples Natural Gas Field on April 29, 2019. Casey Mize, the first overall pick in the 2018 draft by Detroit, was promoted to Erie and fired a no-hitter against the Curve in

<b>June 1997</b>	Altoona native Bob Lozinak joins a group that is pushing for a minor league baseball franchise.	<b>May 23, 2009</b>	The Altoona Curve extend their current Player Development Contract with the Pittsburgh Pirates for an additional four years, ensuring the affiliation would become the longest the Pirates had ever had with a minor league club in franchise history.
<b>Oct. 4, 1997</b>	With just hours to spare, the state of Pennsylvania allocates nearly \$11 million in state funds towards the building of a new ballpark that would play host to the proposed new minor league baseball team.	<b>Sept. 18, 2010</b>	Altoona defeats Trenton, 5-2, in Game 4 of the ELCS at Trenton's Waterfront Park to clinch the first EL championship in franchise history.
<b>Oct. 5, 1997</b>	The expansion committee of the National Association of Professional Baseball Leagues unanimously grants Altoona's bid for a new minor league franchise over the bid submitted by the city of Springfield, Mass.	<b>Nov. 23, 2010</b>	The Curve unveil a new logo set that pays tribute to the engineers and railroad heritage that helped build the city of Altoona.
<b>March 7, 1998</b>	Groundbreaking ceremonies take place at the future site of Blair County Ballpark.	<b>Jan. 31, 2012</b>	The Altoona Curve and Peoples Natural Gas forge an agreement to rename Blair County Ballpark, which was the standing name on the facility for the first 13 seasons, Peoples Natural Gas Field.
<b>April 27, 1998</b>	Altoona is officially granted an expansion franchise by the Eastern League.	<b>Oct. 4, 2012</b>	The Curve receive Minor League Baseball's Golden Bobblehead Award for Best Charity Promotion or Event for their season-long community effort, "Curve, PA Blue Out Saturdays."
<b>July 2, 1998</b>	"Curve" is selected as the new franchise's nickname.	<b>March 30, 2013</b>	A franchise-record 10,116 fans flock to Peoples Natural Gas Field to watch the second-ever Pirates-Curve Exhibition Game, which the Curve won, 8-6. Prior to the game, the Curve extended their Player Development Contract with the Pirates through the 2018 season.
<b>Sept. 15, 1998</b>	The Curve announce a four-year player development contract with the Pirates.	<b>July 15-16, 2014</b>	The Curve host the Eastern League All-Star Game for the second time in franchise history.
<b>April 10, 1999</b>	After a rainout the day before, the first game in Curve franchise history is played as part of a doubleheader in Reading—the Curve lose 6-2 in game one but bounce back for a 6-4 win in game two of the twinbill.	<b>Sept. 2015</b>	The Curve cap their highest-attended season since 2008 by earning the Eastern League's nomination for the John H. Johnson President's Award and return to the E.L. playoffs for the first time since 2010.
<b>April 15, 1999</b>	The Curve's home opener is played before 6,171 fans at Blair County Ballpark, a 6-1 win over Bowie.	<b>Oct. 7, 2016</b>	Derek Martin is named the fifth general manager in franchise history. During his first months on the job, the stadium sees the reconstruction of its box office and new LED field lights installed.
<b>Nov. 1, 1999</b>	With Sal Baglieri being elevated to the role of Senior Advisor, Jeff Parker is hired as the Curve's second general manager.	<b>Sept. 14, 2017</b>	The Curve beat the Trenton Thunder, 4-2, to solidify their second Eastern League Championship.
<b>May 15, 2000</b>	The Curve host an exhibition game against the Pittsburgh Pirates in front of a crowd of 7,346 at Blair County Ballpark.	<b>Spring 2018</b>	Peoples Natural Gas Field sees fresh upgrades with the installation of a new playing surface and a state-of-the-art video board.
<b>Oct. 17, 2001</b>	Curve majority owner Bob Lozinak announces that the franchise will be sold to a new group headed by Pittsburgh sports attorney Chuck Greenberg. Later, Greenberg would welcome Pittsburgh sports stars Jerome Bettis and Mario Lemieux into the new ownership group.	<b>March 17, 2018</b>	The Pirates and Curve announce a four-year extension to their Player Development Contract through 2022 during the championship ring ceremony for the 2017 Curve at LECOM Park in Bradenton prior to the Pirates' spring training game.
<b>April 3, 2002</b>	Less than 48 hours before the start of the 2002 season, the ownership transfer officially takes place. Todd Parnell is officially named the club's third general manager.	<b>Sept. 12, 2018</b>	For the first time in their 20-year affiliation, the Pirates starting lineup is made entirely of former Curve players.
<b>Aug. 8, 2002</b>	The Curve franchise is featured in a full-page feature story in the sports section of USA Today. The article titled "Curve Shape a Region's Heart" documents the gameday happenings at Blair County Ballpark.	<b>Jan. 22, 2019</b>	The Curve roll out an alternate identity for 2019, complete with a new nickname, colors and uniforms, as the Allegheny Yinzers. The black-and-yellow threads are worn for seven games to celebrate the people of Western and Central Pennsylvania while bringing several Pittsburgh-themed promotions to Altoona.
<b>Jan. 2003</b>	Construction begins on a nearly \$1 million privately financed addition to BCB. The project yielded a left-field Picnic Pavilion, Party Deck and outfield bleacher seating section in time for the 2003 season.	<b>Dec. 8, 2019</b>	Curve owner Bob Lozinak is honored as the King of Baseball at the 2019 Winter Meetings in San Diego. The award recognizes a veteran of professional baseball for longtime dedication and service as one of the game's highest individual honorees.
<b>July 4, 2004</b>	The Curve welcome U.S. Vice President Dick Cheney for the Fourth of July game against Harrisburg. Cheney tossed out the first pitch and watched the first half of the game with his wife and granddaughter.	<b>March 12, 2020</b>	Minor League Baseball announces the delay of the 2020 season shortly after MLB did the same due to the COVID-19 pandemic.
<b>Dec. 2004</b>	After setting a fifth-straight attendance record, the Curve are awarded the Larry MacPhail Trophy for promotional excellence in Minor League Baseball.	<b>June 25, 2020</b>	The Pirates and Curve announce PNG Field as the Alternate Training Site for the Pirates during the 2020 season. Minor League Baseball would announce the cancellation of the 2020 season just five days later.
<b>July 12, 2006</b>	The Curve host the 2006 E.L. All-Star Game in front of a then-record 9,308 fans.		
<b>Dec. 2006</b>	The Curve are awarded Minor League Baseball's highest honor, the John H. Johnson President's Trophy, signifying the top franchise among all clubs across the U.S. and Canada. The club is also presented with the Baseball America Bob Freitas Award as the top Double-A franchise in the minors.		
<b>June 17, 2008</b>	Jimmy Carter, the 39th President of the United States, attends a Curve game while on a fishing trip to Spruce Creek in nearby Huntingdon.		
<b>Dec. 1, 2008</b>	Chuck Greenberg announces his group is selling the Curve back to original owner Bob Lozinak.		
<b>Dec. 5, 2008</b>	The original Voice of the Altoona Curve from 1999-2004, Rob Egan, is named the fourth general manager in Curve history.		
<b>Dec. 30, 2008</b>	Minor League Baseball approves the sale of the Altoona Curve. Bob Lozinak and his family again own their hometown team.		

## BOB &amp; JOAN LOZINAK • MANAGING MEMBERS

Bob and Joan Lozinak, both Altoona natives who always had dreams of bringing professional baseball to their hometown, were finally able to realize that dream in 1999. The original owners of the franchise from 1999-2001, Bob and Joan along with their three sons, Mike, David and Steve, reacquired their hometown team on December 30, 2008.



Bob and Joan Lozinak on Opening Night 2009, their first game back as owners of the team since 2001

The Lozinaks had visions of bringing professional baseball to Altoona in the late 1970s, but public opposition thwarted the idea. They then proceeded to buy the Triple-A Albuquerque Dukes from former Los Angeles Dodgers owner Peter O'Malley and over the next 20 years (1979-2000), the Dukes captured six Pacific Coast League titles and numerous awards for club operations. Lozinak is among only a handful of minor league baseball owners to have been awarded the prestigious John H. Johnson Trophy twice. The Johnson Trophy is awarded annually to the top franchise in Minor League Baseball in the U.S. and Canada. The Dukes were presented the honor in both 1984 and 1991. Additionally, Albuquerque also captured the Larry McPhail Trophy for the country's top promotional effort in 1987.

Lozinak sold the Dukes in 2000 so he could focus his efforts on his new franchise, the Altoona Curve.

After selling the Curve in 2002, the family purchased the West Tenn Diamond Jaxx and enjoyed Double-A affiliations in the Southern League with both the Chicago Cubs and the Seattle Mariners before the team was sold in the early months of the 2008 season.

Bob was born in Altoona on June 4, 1937. His college education was halted by five years of service in the Army during the 1960s. Lozinak completed Officer Candidate's School in Lawton, Okla. and was honorably discharged as a 1st Lieutenant. Upon his departure from the Army, Lozinak returned to finish his education at St. Francis College in Loretto, Pa. and graduated with a bachelor's degree in history.

After college, Bob and Joan became McDonald's franchisees in 1969 and their role as an owner-operator continues with stores in Hartford County, Maryland.

Since the purchase of their first McDonald's franchise, Joan has been actively involved in many phases of the operation of the restaurant, whether it means balancing the restaurant budget or appearing at numerous functions within the community.

Joan, a graduate of Altoona Catholic High School, currently serves on the Board of Trustees for Bishop Guilfoyle Catholic High School in Altoona. She is actively involved in long-term planning, policy development, financing, capital improvements, public relations and marketing, development and alumni relations and budgetary management.

Joan has always been actively involved in the Catholic church serving as either a Eucharistic Minister or singing in the choir.

Bob and Joan Lozinak were inducted to the Blair County Sports Hall of Fame on April 23, 2016.

After Bob's 40th season in baseball in 2019, Minor League Baseball honored the Curve owner with one of the industry's highest individual awards and crowned Lozinak the King of Baseball for his lifetime of dedication and service to the game. He received the award on December 8, 2019 at the Winter Meetings in San Diego.

The couple can often be found somewhere inside Peoples Natural Gas Field on game days enjoying Curve baseball with fellow fans and enjoying the fun, affordable family atmosphere they always dreamed of providing through the game of baseball in their hometown.



Lozinak (left) poses for a photo with Pat McKernan on April 15, 1999 on the night of the Curve's first-ever home game. McKernan was Lozinak's general manager of the Albuquerque Dukes from 1979-99. The duo won the John H. Johnson President's Award together twice (1984 and 1999).



## DAVID LOZINAK • CHIEF OPERATING OFFICER

David enters his 13th year as the Chief Operating Officer of the Altoona Curve. His day-to-day responsibilities are to oversee the entire operation of the franchise.

Prior to his family reacquiring the team in December 2008, Lozinak held the same position with the West Tenn Diamond Jaxx of the Southern League from 2002 through 2007.

Lozinak also spent three years working in the Accounting and Concessions departments for the Albuquerque Dukes, a team that his family owned and operated from 1979-2000.

David is a 1987 graduate of Widener University with a degree in Business Administration. He resides in Hollidaysburg with his wife, Aimee. His son, Chaston, is married to Cassandra and resides in Albuquerque with their four children: Leia, Lincoln, Levi and Logan. His daughter, Katie, resides in Tyler, Texas with her husband, Jeremy Kennedy. His son, Will, is a junior at Morehead State University in Kentucky and is a pitcher on the baseball team.



## DEREK MARTIN • GENERAL MANAGER

On October 7, 2016, Derek Martin was announced as the fifth general manager in Altoona Curve franchise history. Martin returned to the Altoona front office, where he served in various roles from 2003-2007. The 2021 season will be his fifth year in his current post.

He joined the Myrtle Beach Pelicans as the team's assistant general manager from 2007-2009. After three seasons in South Carolina, Martin returned to Pennsylvania in 2009, where he worked with Blue Knob Auto in finance and insurance from 2009-2012. Most recently, he worked as a commercial insurance agent for the Teeter Group from 2012-2016.



A native of Clarion, Pa. and a graduate of Slippery Rock University, Martin began his career in baseball as an intern with the Reading Phillies in 2001. From 2002-2003, he completed an internship with Aramark food and beverage service at Pittsburgh's PNC Park before joining the Curve's sales staff in November 2003. He became the team's director of sales in January 2005.

Martin resides in Roaring Spring, Pa. with his wife Abby and their three children (Rory, 9; Hudson, 7; Molly, 5).


## CURVE GENERAL MANAGERS (5)

Sal Baglieri .....	1999	Rob Egan .....	2009-2016
Jeff Parker .....	2000-2001	<b>Derek Martin .....</b>	<b>2017-present</b>
Todd Parnell .....	2002-2008	Listed by seasons as general manager	

## NATE BOWEN • ASSISTANT GENERAL MANAGER

Nate Bowen enters his ninth season with the Curve and his third as assistant general manager. He joined the Altoona front office as the Communications & Broadcasting Assistant in 2013 before rising through the ticket sales department until he moved into his current role in the fall of 2018.

Bowen served parts of five seasons in the Curve broadcast booth that included the 2017 Eastern League Championship clincher, the 2014 Eastern League All-Star Game as well as the Pirates vs. Altoona Curve exhibition game at PNC Field in 2013. He has also held broadcasting and media relations roles with the Northwest Arkansas Naturals (AA - Texas League), Durham Bulls (AAA - International League), and the Princeton Rays (Rookie - Appalachian League). He began his broadcasting career at Baldwin-Wallace University in 2005 and served as the broadcaster for the Division III school's football, basketball, and baseball teams through the 2009 season. In addition to being a play-by-play broadcaster, he co-founded The Morning Buzz, a daily morning show on the campus radio station WBWC 88.3 FM the Sting. Following graduation, Bowen served as the lead broadcaster for AM 1330 WELW in the Cleveland, Ohio area for local high school and college sports. During the offseason he serves as the play-by-play voice of Division III Carnegie Mellon University, and broadcasts games for several Altoona area high schools on Talk Radio 98.5 WRTA.



A native of Fremont, Ohio, Bowen enjoys rooting for Buffalo and Ohio sports teams, traveling, and running. He earned a bachelor's degree in Broadcasting/Mass Communications/Public Relations from Baldwin-Wallace University in 2009.

## WHAT'S IN A NAME?

The name "Curve" was officially chosen as the team nickname on July 2, 1998. The name was selected by fans in a name the team contest. Other finalists included "Fish", "Ridge Runners" and "Lake Monsters." Curve was selected for two reasons: one for the baseball connotation but also as a tribute to the historic Horseshoe Curve, located just outside the city of Altoona. The landmark Horseshoe Curve was built in the 1850s as a means to make it easier for incoming trains to navigate through the Allegheny Mountains. The first train went around "the Curve" in 1854.

## ALTOONA CURVE BASEBALL CLUB

Peoples Natural Gas Field  
1000 Park Avenue, Altoona, PA 16602  
Phone: 814.943.5400 or 877.99.CURVE  
Fax: 814.943.9050 or 814.942.9132  
[www.altoonacurve.com](http://www.altoonacurve.com)  
[frontoffice@altoonacurve.com](mailto:frontoffice@altoonacurve.com)  
[facebook.com/AltoonaCurveBaseball](https://facebook.com/AltoonaCurveBaseball)  
Twitter: @AltoonaCurve | Instagram: @altoonacurve



### FRONT OFFICE

Managing Members.....	Bob & Joan Lozinak
Chief Operating Officer.....	David Lozinak
Chief Financial Officer.....	Mike Lozinak
Senior Advisor.....	Sal Baglieri
General Manager.....	Derek Martin
Assistant General Manager.....	Nathan Bowen
Director of Finance.....	Mary Lamb
Administrative Assistant.....	Michelle Anna
Director of Ticketing.....	Jess Knott
Director of Communications & Broadcasting.....	Jon Mozes
Communications & Broadcasting Assistant.....	Preston Shoemaker
Director of Community Relations & Social Media Manager.....	Annie Choinière
Director of Entertainment & Branding.....	Isaiah Arpino
Director of Marketing, Promotions & Special Events.....	Mike Kessling
Director of Creative Services.....	Megan Corcoran
Assistant Director of Creative Services.....	Josh Rupeka
Director of Merchandise.....	Michelle Gravert
Director of Concessions.....	Glenn McComas
Concessions Assistant Manager.....	Ashley Daley
Director of Ballpark Operations.....	Doug Mattern
Operations Assistant.....	Corbin Padgett
Head Groundskeeper.....	James Petrella
Assistant Groundskeeper.....	Matt Clark

### COACHING STAFF

Manager.....	Miguel Perez (1st season)
Pitching Coach.....	Drew Benes (1st season)
Hitting Coach.....	David Newhan (1st season)
Bench Coach.....	Gary Green (1st season)
Athletic Trainer.....	Tyler Brooks (1st season)
Strength & Conditioning Coach.....	Orlando Crance (1st season)

### TEAM PERSONNEL

Team Physician.....	Dr. Joshua Port
Head of Security.....	Pat Gates
Head Usher.....	Joe Bettwy
Public Address Announcer.....	Rich DeLeo
Official Scorers.....	Ted Beam, Dick Wagner
Home Clubhouse Manager.....	Jake Hundt
Visiting Clubhouse Manager.....	Joe Bidoli

### TEAM INFORMATION

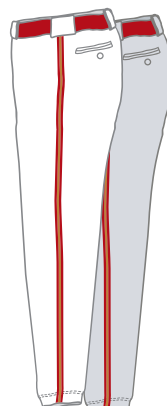
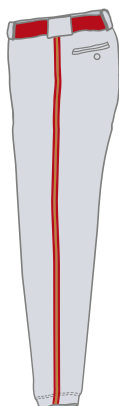
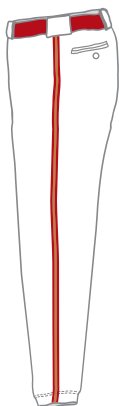
Year Established.....	1999
Ballpark (Seating Capacity).....	Peoples Natural Gas Field (7,210)
Major League Affiliation.....	Pittsburgh Pirates (1999)
Team Colors.....	Railroad Red, Boiler Bronze, Soot Black



## HOME

## ROAD

## ALTERNATE



## LONGEST CURVE HIT STREAKS

GAMES	PLAYER	YEAR (DATES)	AVERAGE DURING
24	Austin Meadows*	2016 (5/23-pres.)	.404 (38-94)
21	Kevin Sefcik	2002 (7/3-7/25)	.405 (32-79)
19	Willy Garcia*	2015 (5/25-pres.)	.370 (30-81)
19	Alex Presley	2010 (4/11-5/5)	.392 (29-74)
18	Nate McLouth	2004 (5/25-6/12)	.370 (27-73)
18	Adam Hyzdu	1999 (7/22-8/7)	.397 (29-73)
17	Kevin Newman	2016 (6/21-7/9)	.418 (26-70)
16	Gorkys Hernandez	2010 (6/27-7/17)	.403 (29-72)
16	Starling Marte	2011 (8/19-9/3)	.394 (28-71)
16	Ke'Bryan Hayes	2018 (7/29-8/15)	.317 (20-63)



# UNIFORM HISTORY

*Curve*

ORGANIZATION



1999-2010,  
2016



1999-2010



1999-2003



2003-2009



2004-2008



2008



2011-2017



2011-pres.



2011-pres.



2011-2017



2017



2018-pres.



2018-pres.



2019



1999-2003, 2016



1999-2004



1999-2002



1999-2003



2003-2010



2003-2007



2004-2007



2005-2010



2005-2008



2008



2008-2010



2009-2010



2011-2013



2014-2017



2017



2018-pres.



2011-pres.



2011-pres.



2018



2019

## PRIMARY LOGOS



1999-2010



2010-pres.

## WORDMARK LOGOS



1999-2002



2003-2010



2011-pres.

## CAP & ALTERNATE LOGOS



1999-2010



1999-2010



1999-2010



2011-pres.



2011-pres.



2011-pres.



2018-pres.

## ANNIVERSARY LOGOS



2003



2008



2013



2018



2006



2014

## ALTOONA ALL-STAR GAME LOGOS

## BIG COUNTRY'S BIG MONTH

In August 2004, Curve first baseman Brad Eldred went on a tear unlike any other in team history. For the month, he exploded for 14 home runs and 50 RBIs in 27 games while batting .340. Both totals are single-month club records. His 50 RBIs are believed to be a minor league record and were just three short of Major League Baseball's record for most RBIs in a month (53 by Hack Wilson in 1930 and Joe DiMaggio in 1939). Over the course of the month, Eldred clubbed two grand slams and had 10 games of three RBIs or more, including two six-RBI performances. He was Eastern League Player of the Month and he went on to earn Pirates Minor League Player of the Year with 38 total home runs, 137 RBIs, 38 doubles and batted .301 with A-Adv. Lynchburg and Altoona.



# 2021 ALTOONA CURVE



After his debut with Altoona in 2019 at age 20, **Oneil Cruz** is one of just 11 players age 20 or younger to play for the Curve (Photo: Rob Lynn)





## PERSONAL

**BIRTHDAY:**  
SEPTEMBER 25, 1983

**AGE:**  
37

**BIRTHPLACE:**  
CARACAS, VENEZUELA

**RESIDES:**  
GUATIRE, VENEZUELA

**SEASONS IN ALTOONA:**  
FIRST SEASON

**MANAGING EXPERIENCE:**  
FOURTH SEASON

**COACHING EXPERIENCE:**  
EIGHTH SEASON

**APPOINTED TO ALTOONA:**  
FEBRUARY 17, 2021

**PLAYING EXPERIENCE:**  
12 SEASONS  
(MLB/MLB)

**POSITIONS PLAYED:**  
C

## MANAGERIAL/COACHING CAREER

Miguel Perez was named the 12th manager of the Altoona Curve on February 17, 2021 after Dave Turgeon was tabbed to lead the team for the canceled 2020 season.

Perez is the first former Curve to serve as the team's Manager and enters his 14th season as a member of the Pirates organization in 2021. Perez began his coaching career in 2014 as the Third Base Coach for the West Virginia Power, under former Curve Manager Michael Ryan. Perez served as the Curve's Third Base Coach in 2015 under Manager Tom Prince and filled the same role with Triple-A Indianapolis in 2016 before earning his first Managerial position in 2017 with the Bristol Pirates of the Appalachian League.

Perez owns a career record of 127-145 across his three seasons leading Pirates minor leaguers. After spending the 2017 and 2018 campaigns with the Bristol Pirates, Perez was named Manager for the Greensboro Grasshoppers in 2019 and led the club to a 79-59 record and a third-place finish in the South Atlantic League.

The 2019 Grasshoppers finished the campaign with the third-most wins in a season in franchise history and narrowly missed out on a first-half championship with 44 wins, a total that would've qualified for the postseason in most years. First Baseman Mason Martin tied for the league-lead with 23 home runs and infielder Ji-Hwan Bae led the South Atlantic League with a .323 batting average.



## PLAYING CAREER

Perez was originally signed by Cincinnati in November of 2000 and made his professional debut with the VSL Reds in 2001 before coming to the States in 2002 as an 18-year-old. Perez quickly climbed the ranks of the Reds minor league system and was named the Reds' Defensive Player-of-the-Year and was selected to the Florida State League mid-season All-Star team in 2005. Perez reached Triple-A Louisville at age 21 during that season and was promoted to Cincinnati to make his Major League Debut on September 7, 2005 against Milwaukee; becoming the first player from Guatire to play in the majors. Perez's major league career totaled three plate appearances over two games for the Reds in which he went 0-for-3 with a strikeout. Perez returned to the upper-levels of the minors with the Reds in 2006 and 2007 before signing with the Pirates as a minor league free agent for the 2008 season.

No stranger to the Eastern League, Perez totaled 92 games as a member of the Curve across the 2008, 2009, 2012 and 2013 seasons batting .271 with four home runs and 36 RBI. His longest stay in Curve, PA came in 2008, when he played in 57 games and hit .281. Perez also spent time with the Akron Aeros in 2010, appearing in 44 games and batting .280 with 14 RBI, and the Harrisburg Senators in 2011, where he went 0-for-9 in three games.

Across his 12 seasons behind the plate, Perez batted .268 with 22 home runs and 214 RBI in 612 career minor league games. Perez also played in the Venezuelan Winter League following the 2007, 2009, 2010, 2011 and 2012 minor league seasons totaling 38 games behind the plate.

## PEREZ MANAGERIAL RECORD

Year	Team (League/Affiliation)	Record	Pct.	Finish	Playoffs
2017	Bristol (RK+/PIT)	17-49	.257	5th	--
2018	Bristol (RK+/PIT)	31-37	.469	3rd	--
2019	Greensboro (A/PIT)	79-59	.572	3rd	--
<b>Totals</b>	<b>3 Seasons</b>	<b>127-145</b>	<b>.467</b>		

## CURVE ALL-TIME MANAGERS LIST (12)

Manager	Years	Record	Win %	Manager	Years	Record	Win %
Marty Brown	1999-2000	137-145	.486	Carlos Garcia	2013-14	124-160	.437
Dale Sveum	2001-03	213-211	.502	Tom Prince	2015	74-68	.521
Tony Beasley	2004-05	161-122	.569	Joey Cora	2016	76-64	.543
Tim Leper	2006-08	213-209	.505	Michael Ryan	2017-19	221-197	.529
Matt Walbeck	2009-10	144-140	.507	Dave Turgeon	2020	--	--
P.J. Forbes	2011-12	136-147	.481	<b>Miguel Perez</b>	<b>2021</b>	<b>--</b>	<b>--</b>



## DREW BENES • PITCHING COACH

**BIRTHDAY:**  
NOVEMBER 4, 1988  
**AGE:**  
32  
**BIRTHPLACE:**  
EVANSVILLE, IN  
**RESIDES:**  
BRADENTON, FL.

**SEASONS IN ALTOONA:**  
FIRST SEASON  
**COACHING EXPERIENCE:**  
FIFTH SEASON  
**APPOINTED TO ALTOONA:**  
FEBRUARY 21, 2021

**PLAYING EXPERIENCE:**  
FOUR SEASONS (MLB/  
IND)  
**POSITIONS PLAYED:**  
RHP

**Drew Benes** enters his fifth season as a coach in the Pirates Organization and first with the Curve. Benes was slated to be the Pitching Coach for a second consecutive season with the Bradenton Marauders in 2020 before COVID-19 led to the cancellation of the minor league season.

Born in Evansville, IN, Drew is the son of former major league pitcher Andy Benes and the nephew of former big leaguer Alan Benes and minor leaguer Adam Benes. Drew was selected as a third baseman by the Cincinnati Reds in the 47th round of the 2007 draft, but did not sign, and converted to the mound when he joined Arkansas State University to play college baseball. Benes was selected by the St. Louis Cardinals in the 35th round of the 2010 draft and spent three seasons as a Cardinal minor leaguer accumulating a 9-11 record with a 4.57 ERA in 66 appearances on the mound. Benes spent the 2013 season in Spring Training with the Texas Rangers before joining the River City Rascals of the Independent Frontier League where he made seven starts and went 2-2 with a 6.46 ERA.

Benes began his coaching career on the amateur level running the Rawlings St. Louis Prospects Baseball Club in 2015 and 2016. The club is a high school and youth baseball organization that focuses on the development of young athletes and provides training and exposure for them to meet their goals. Benes joined the Pirates in 2017 as the Pitching Coach for the West Virginia Power, spent 2018 as a Pitching Coach with the GCL Pirates and the 2019 campaign as the Pitching Coach for the Bradenton Marauders.

Benes resides in Bradenton, FL with his wife Taylor and their three children, Andrew, Brooklyn and Addison.



## DAVID NEWHAN • HITTING COACH

**BIRTHDAY:**  
SEPTEMBER 7, 1973  
**AGE:**  
46 (TURNS 47 ON SEPT. 7)  
**BIRTHPLACE:**  
FULLERTON, CALIF.  
**RESIDES:**  
VISTA, CALIF.

**SEASONS IN ALTOONA:**  
FIRST SEASON  
**COACHING EXPERIENCE:**  
10<sup>TH</sup> SEASON  
**APPOINTED TO ALTOONA:**  
JANUARY 22, 2020

**PLAYING EXPERIENCE:**  
EIGHT SEASONS (MLB)  
14 SEASONS OVERALL  
**POSITIONS PLAYED:**  
INF/OF



**David Newhan** joins the Pirates organization for his 10th season as a coach. He spent the last three years in the Los Angeles Angels' system as the manager of the Double-A Mobile BayBears in 2019 and Infield Coordinator during the 2017-18 seasons.

Newhan began his coaching career in 2011 with the San Diego Padres as the hitting coach of the A-Adv. Lake Elsinore Storm. He spent three seasons with the Storm in the California League and went on to manage the Vermont Lake Monsters in 2014, the Short-Season A affiliate of the Oakland Athletics.

In 2015, Newhan was hired by the Detroit Tigers and manager Brad Ausmus as the Assistant Hitting Coach for the Major League team. He served in that position for two seasons before he joined the Angels as a Minor League coordinator in 2017.

Newhan played parts of eight seasons in the Majors as an infielder and outfielder. He played for the Padres (1999-2000), Phillies (2000-01), Orioles (2004-06), Mets (2007) and Astros (2008). He went 3-for-4 in his Major League debut for San Diego on June 8, 1999 with a single off Oakland's Tim Lincecum in his first plate appearance. His MLB career saw him play in 413 games and batted .253. One of his best seasons in the Majors was with the Orioles in 2004. Even though Baltimore did not sign him until mid-June, he went on to hit .311 with eight homers, 54 RBIs, 15 doubles and seven triples. One of the highlights from that season was an inside-the-park home run on July 21 at Fenway Park off Hall of Famer Pedro Martinez.

He was originally a Tigers 49th round draft pick in 1992 while he was playing at Cypress College but he elected to continue his college career. He played at Georgia Tech for one season alongside Nomar Garciaparra in 1993. Newhan played his last two seasons of college ball at Pepperdine and earned a degree in Business Administration. The Oakland Athletics drafted Newhan in the 17th round of the 1995 draft. He was involved in a four-player trade in December 1997 that sent him to San Diego and eventually led to the start of his MLB career.

He played his final games in 2009 with Philadelphia's Triple-A affiliate in Lehigh Valley. He missed the 2010 season due to a surfing accident in October 2009 that fractured the C2 vertebrae in his neck, the same injury that paralyzed actor Christopher Reeve. The Padres signed him to a minor league deal for 2011 but he transitioned into coaching during Spring Training.

Newhan was born in Fullerton, Calif. and resides in Vista, Calif. with his wife, Karen. David is also the father of two children; son Nico and daughter Gianna. He is the son of Ross Newhan, who is a former columnist for the Long Beach Press-Telegram and Los Angeles Times and that was awarded the 2000 J.G. Taylor Spink Award by the BBWAA at the National Baseball Hall of Fame.

## GARY GREEN • BENCH COACH



**BIRTHDAY:**  
JANUARY 14, 1962  
**AGE:**  
59  
**BIRTHPLACE:**  
PITTSBURGH, PA  
**RESIDES:**  
ARLINGTON, TX

**SEASONS IN ALTOONA:**  
FIRST SEASON  
**COACHING EXPERIENCE:**  
16<sup>TH</sup> SEASON  
**APPOINTED TO ALTOONA:**  
FEBRUARY 21, 2021

**PLAYING EXPERIENCE:**  
TEN SEASONS  
(MLB/MLB/IND)  
**POSITIONS PLAYED:**  
INF



**Gary Green** is in his first season with the Curve and 16th season as a minor league instructor for the Pirates. He has served as the Minor League Infield Coordinator/Roving Infield Instructor for the Pirates since the 2011 season and joins an affiliate coaching staff for the first time since 2010.

Green earned extensive managerial experience in the Pirates and Detroit Tigers organizations, amassing a 588-713 record (.488) across 11 seasons. Green's most recent managerial experience came in a four-year run in the South Atlantic League with West Virginia (2009-10) and Hickory (2007-2008). His managerial stops include one season in Lynchburg (2006), three seasons with Lakeland (2002-2004), two seasons with Oneonta (2000-2001), and one season in the Gulf Coast League with the GCL Tigers (1999).

A former major league infielder for parts of five seasons, Green's professional career on the diamond began after the San Diego Padres selected him 27th overall in the 1984 Amateur Draft. Prior to starting his professional career, Green was the starting shortstop for Team USA in the 1984 Olympic Games. Green went on to spend five seasons in the Padres organization, making his major league debut in September of 1986, two years in the Texas Rangers system and concluded his playing career after four seasons in the Cincinnati Reds organization. Green batted .222 with nine doubles and 11 RBI in 106 major league games

with the Padres, Rangers and Reds.

A Pittsburgh native, Green played four years of baseball at Oklahoma State. His father, Fred, pitched for the Pirates for parts of four seasons (1959-64) and was a member of the 1960 World Champion Pirates.

Miguel Perez played parts of four seasons with Altoona and returned to Curve, PA in 2015 to serve as the Third Base Coach on Manager Tom Prince's Staff. Perez became the first former Curve player to manage the team later in his career when he was named Manager for the 2021 season.  
(Rob Lynn)



## UNI-CYCLE

Andrew Lambo pedaled his way into the Curve record books on April 9, 2013 when he completed the first and only cycle in franchise history. On a Tuesday night in Akron, Lambo collected a single, double, triple and home run in order for a "natural cycle" by the fifth inning. He connected on an RBI single in the first, doubled in the third, tripled home another run in the fourth and led off the fifth inning with a solo homer.





## TYLER BROOKS • ATHLETIC TRAINER

**BIRTHDAY:**  
NOVEMBER 16, 1992  
**AGE:**  
28  
**BIRTHPLACE:**  
LEBANON, PA  
**RESIDES:**  
JONESTOWN, PA

**SEASONS IN ALTOONA:**  
FIRST SEASON  
**COACHING EXPERIENCE:**  
SIXTH SEASON  
**APPOINTED TO ALTOONA:**  
FEBRUARY 21, 2021

**Tyler Brooks** comes to the Curve for his sixth season as a trainer in the Pirates organization. Brooks was slated to spend the 2020 season with Bradenton before the COVID-19 pandemic cancelled the minor league season.

Brooks spent the 2019 season with the West Virginia Black Bears and was named the 2018 Appalachia League Trainer-of-the-Year honors with the Bristol Pirates in 2018. The Lebanon, PA native spent two seasons (2016-17) working at the Pirates Academy in the Dominican Summer League and Instructional Leagues. Prior to joining the Pirates, Brooks spent the 2015 season as an Athletic Training Intern in the Boston Red Sox organization.



## ORLANDO CRANCE • STRENGTH & CONDITIONING COACH

**BIRTHDAY:**  
JANUARY 13, 1975  
**AGE:**  
46  
**BIRTHPLACE:**  
PANAMA CITY, PANAMA  
**RESIDES:**  
NEW YORK, NEW YORK

**SEASONS IN ALTOONA:**  
FIRST SEASON  
**COACHING EXPERIENCE:**  
ELEVENTH SEASON  
**APPOINTED TO ALTOONA:**  
FEBRUARY 29, 2021

**Orlando Crance** joins the Curve in his first season as a member of the Pirates organization. No stranger to People's Natural Gas Field, Crance spent three seasons as the Strength and Conditioning Coach for the Trenton Thunder (Yankees) spanning the 2013-2015 campaigns. Crance spent the 2016 season as the Assistant Director of Strength and Conditioning with the New York Yankees.

Following his four-season run with the Yankees, Crance spent 2017-2020 as a Strength and Conditioning Coach in the Philadelphia Phillies minor league system, working closely with the GCL East and West Phillies. The native of Panama City, Panama has also served as a strength coach with the Miami Marlins (2010) and New York Mets (2007).

Crance graduated with a bachelor's degree in Recreation Education, with a minor in Nutrition, from the City University of NY- Lehman in 2005 and earned his master's degree in Applied Exercise Physiology from Columbia University in 2013. He resides in NYC and has two children Jaden (14) and Savannah (13).

## PITTSBURGH PIRATES MINOR LEAGUE CHAMPIONSHIPS

YEAR TEAM	CLASS	LEAGUE
1930 Wichita Aviators	A	Western League
1932 Tulsa Oilers	A	Western League
1936 Scranton Miners	A	New York-Penn League
Jeannette Jays	D	Pennsylvania State Association
1937 Savannah Indians	B	South Atlantic League
1938 Portsmouth Pirates	C	Middle Atlantic League
Carthage Pirates	D	Arkansas-Missouri League
1939 Carthage Pirates	D	Arkansas-Missouri League
1940 Ft. Lauderdale Tarpons	D	Florida East Coast League
1941 Harrisburg Senators	B	Interstate League
1945 Albany Senators	A	Eastern League
1946 Anniston Rams	B	Southeast League
Tallassee Indians	D	Georgia-Alabama League
1948 Santa Rosa Pirates	D	Far West League
1949 Indianapolis Indians	AAA	American Association
Waco Pirates	B	Big State League
Davenport Pirates	B	Illinois-Indiana-Iowa League
1950 Modesto Reds	C	California League
Hutchinson Elks	C	Western Association
Tallahassee Pirates	D	Georgia-Florida League
Mayfield Clothiers	D	Kentucky-Illinois-Tennessee League
1952 Denver Bears	A	Western League
1953 Hutchinson Elks	C	Western Association
1954 Waco Pirates	B	Big State League
Brunswick Pirates	D	Georgia-Florida League
1955 Brunswick Pirates	D	Georgia-Florida League
1956 Lincoln Chiefs	A	Western League
1957 Lincoln Chiefs	A	Western League
1958 Douglas Copper Kings	C	Arizona-Mexico League
1959 Salt Lake City Bees	AAA	Pacific Coast League
Columbus/Gastonia Pirates A	B	South Atlantic League
Wilson Tobs	B	Carolina League
1960 Savannah Pirates	A	South Atlantic League

YEAR TEAM	CLASS	LEAGUE
1960 Hobbs Pirates	D	Sophomore League
1961 Asheville Tourists	A	South Atlantic League
Hobbs Pirates	D	Sophomore League
1962 Kinston Eagles	B	Carolina League
1965 Salem Rebels	Rk.	Appalachian League
1969 York Pirates	AA	Eastern League
1970 Waterbury Pirates	AA	Eastern League
1972 Salem Pirates	A	Carolina League
Niagara Falls Pirates	A-	New York-Penn League
1974 Thetford Mines Pirates	AA	Eastern League
Salem Pirates	A	Carolina League
1982 Alexandria Dukes	A	Carolina League
1987 Harrisburg Senators	AA	Eastern League
Salem Buccaneers	A	Carolina League
1990 DSL Pirates	F-Rk.	Dominican Summer League
1995 Carolina Mudcats	AA	Southern League
Augusta GreenJackets	A	South Atlantic League
1997 Lynchburg Hillcats	A+	Carolina League
2001 Williamsport Crosscutters A	A	New York-Penn League
2002 Lynchburg Hillcats	A+	Carolina League
Hickory Crawdads	A	South Atlantic League
2003 Williamsport Crosscutters A-	A-	New York-Penn League
San Pedro Pirates	F-Rk.	Dominican Summer League
2004 Hickory Crawdads	A	South Atlantic League
2008 VSL Pirates	F-Rk.	Venezuelan Summer League
2009 Lynchburg Hillcats	A+	Carolina League
2010 Altoona Curve	AA	Eastern League
VSL Pirates	F-Rk.	Venezuelan Summer League
2012 GCL Pirates	Rk.	Gulf Coast League
DSL Pirates 1	F-Rk.	Dominican Summer League
2015 West Virginia Black Bears A-	A-	New York-Penn League
2016 Bradenton Marauders	A+	Florida State League
2017 Altoona Curve	AA	Eastern League



## PERSONAL

**HEIGHT/WEIGHT:** 5-11/190  
**BIRTHPLACE:** New York, NY  
**BORN:** April 12, 1995  
**ACQUIRED:** 3rd Round (2016)

**BATS/THROWS:** Right/Right  
**RESIDES:** New York, NY  
**AGE:** 26  
**SCHOOL:** Tulane

## CAREER HIGHS

**HITS:** 4, 8/12/19 (GBO @ KAN)  
**RUNS:** 3, 6x, last - 8/22/19 (GBO @ DEL)  
**HOME RUNS:** 2, 2x, last - 8/16/18 (BRS @ BUR)

**RBI:** 5, 7/11/18 (BRS @ PUL)  
**STOLEN BASES:** 1, several  
**HITTING STREAK:** 10G, 2x, last - 7/29-8/10/19

## CAREER HIGHLIGHTS

**CAREER TRANSACTIONS:** Drafted by the Pittsburgh Pirates in the 3rd round (105th overall) of the 2016 First-Year Player Draft out of Tulane University...Signed on June 16, 2016

**CURVE CUTS:** Was a three-time letterman at All Hallows High School in the Bronx, New York, before earning a letter at Elev8 Sports Institute in Delray Beach, Florida, during his senior year....Owns the single season All Hallows record for most hits in a season...Was also a three-year letterman in basketball as a shooting guard at All Hallows High School...Helped lead his team to a 43-11 record during his senior year of high school...Signed with Pirates for \$500,000

**2020:** Did not play due to COVID-19 Pandemic

**2019:** Ranked by MLB.com and Baseball America as the Pirates' No. 26 prospect...Started season in Pirates Extended Spring Training...Assigned to Double-A Altoona on 4/11...Made season debut in Curve home opener on 4/11 vs. AKR and went 1-for-6 as the starting at shortstop...Turned in back-to-back multi-hit games on 4/15-16 vs. HBG, going 4-for-7 with one walk and one RBI...Over a season-best, five-game hitting streak from 4/13-4/18, hit .400 (8/20) with two RBIs and three multi-hit games...On 4/24 @ HBG, singled in the top of the first inning and tweaked right shoulder while stealing second base...Stayed in the game and scored on a double by Bligh Madris but was replaced by Brett Pope defensively in the bottom of the first...Placed on the 7-day injured list on 4/26 with a right shoulder strain and missed the remainder of the season...Had right shoulder surgery in on 5/17

**2018:** Spent the entire season with Double-A Altoona as the primary second baseman while appearing in six different spots in the batting order...Opening Day starter at second base...Picked up first Double-A hit, a game-tying single in the eighth, during his debut on Opening Day (4/5 vs. AKR)...Opened season with a six-game hit streak from 4/5-4/11 while batting .450 (9/20)...Hit lone homer of the season, a two-run shot and his first at Double-A, on 5/27 @ HAR in a 7-2 Curve loss...Delivered his first career walk-off hit with a game-winning single on 5/30 vs. AKR to cap off a 3-for-4 night and a Curve to a 4-3 win...Went on a second eight-game hitting streak from 5/25-6/1, during which he hit .500 (14/28) with one homer, two doubles, one triple, four RBIs, seven runs scored and five

multi-hit games... Led Eastern League with a .404 average (19/47) during a 14-game on-base streak between 5/26-6/8...Batted a season-low .247 in 25 games during June...Recorded third four-hit game (4-for-5) of his professional career on 7/19 @ REA with two RBIs...Connected on go-ahead, RBI single in seventh inning on 7/24 @ AKR off rehabbing Indians' LHP Andrew Miller as the Curve went on to a 10-2 win...Matched season-long hitting streak of eight games for the third time from 7/16-7/27 while batting .444 (12/27) with six runs scored, five walks and five RBIs...Matched a season-long, 14-game on-base streak between 7/13(2)-7/28 and hit .366 with 10 walks...In July, Alemais hit a season-best .307 (23/75) with 13 walks and reached base in 20 of 23 games...Missed seven games after he was placed on the disabled list with a left ankle sprain on 8/12, retro to 8/11...Activated on 8/18 and went 2-for-4 with a double on 8/18 @ POR... Hit .313 with a .402 on-base percentage after the all-star break after entering the break batting .258...Reached base in 42 of his last 47 games from 7/5 to the end of the regular season while hitting .317 (51/161) and .400 on-base percentage with 25 runs scored, 21 walks and 11 RBIs...Ended the season as the Pirates' No. 18 prospect after he opened the season at No. 20 by MLB.com...Tabbed by Baseball America as the "Best Defensive Second Basemen" in the Eastern League...Ranked 13th in the Eastern League with a .279 batting average and tied for 15th in the league with a .346 on-base percentage...Led Eastern League second basemen with 114 games, 512 total chances, 166 putouts, 334 assists and 71 double plays

**COLLEGE:** Took home first-team All-American Athletic Conference honors in 2016 while also being named a D1Baseball.com pre-season second-team All-American and a Louisville Slugger third-team All-American... Hit .311 with 14 doubles, one home run, 28 RBI and 19 stolen bases as a junior in 2016...Was an all-second team American Athletic Conference member as a sophomore in 2015 while also being named to the 2015 NCAA Baton Rouge Regional All-Tournament Team...Hit .293 with 31 doubles, six triples, three home runs, 69 RBI and 57 stolen bases in 161 career games at Tulane...Became the first player in Tulane University history to be selected by the Pirates in the draft...Finished career at Tulane ranked fifth in school history in most double plays turned (115), eighth in assists (513) and 13th in stolen bases (57)...Was tabbed by Baseball America in its Best Tools edition as the fourth-best "Defensive Player" from the 2016 First-Year Player Draft...



## CAREER STATISTICS

YR	CLUB	AVG	G	AB	R	H	2B	3B	HR	RBI	BB	SO	SB	OBP	SLG
16	2 Teams (RK, A)	.249	50	193	25	48	6	1	1	20	7	29	10	.286	.306
17	3 Teams (RK, A, A+)	.265	67	249	30	66	15	2	4	34	23	51	10	.330	.390
18	Altoona (AA)	.279	120	402	56	112	16	4	1	34	44	69	16	.346	.346
19	Altoona (AA)	.267	12	45	4	12	0	0	0	2	1	9	2	.283	.267
MiLB Totals (4 seasons)		.268	249	889	115	238	37	7	6	90	75	158	38	.326	.345



## PERSONAL

**HEIGHT/WEIGHT:** 5-10/185  
**BIRTHPLACE:** Long Beach, Calif.  
**BORN:** March 7, 1997  
**ACQUIRED:** 14th Round (2018)

**BATS/THROWS:** Right/Right  
**RESIDES:** Huntington Beach, Calif.  
**AGE:** 24  
**SCHOOL:** University of California-Los Angeles

## CAREER HIGHS

**HITS:** 3, 3x, last - 8/20/19 (BRD @ PMB)  
**RUNS:** 3, 4x, last - 8/15/19 (BRD @ FLO)  
**HOME RUNS:** 1, 6x, last - 8/9/19 (BRD vs. DUN)  
**RBI:** 3, 3x, last - 8/6/19 (BRD @ CHA)  
**STOLEN BASES:** 4, 7/2/18 (WVBB @ BAT)  
**HITTING STREAK:** 11 games, 6/2-6/12/19

## CAREER HIGHLIGHTS

**CAREER TRANSACTIONS:** Drafted by the Pittsburgh Pirates in the 14th round (414th overall) of the 2018 First-Year Player Draft out of the University of California-Los Angeles (UCLA)... Signed on June 14, 2018

**CURVE CUTS:** Daniel James Amaral...Attended Huntington Beach (Calif.) High School, the same school as former Curve and Pirate Craig Wilson...Won state title as a senior in 2015 and was the Division I All-CIF Southern Section Player of the Year and an all-state selection...Hit .394 as a senior and .406 as a junior...Both parents, older brother and sister attended UCLA...Father, Rich, played 10 seasons in the Majors with the Mariners (1991-98) and Orioles (1999-2000) after he was a second round pick by the Cubs in 1983...Rich played three seasons in the Eastern League with Pittsfield (1986-88) while in the Cubs' system...Brother, Beau, was a seventh round pick out of UCLA by the Reds in 2012 and played in Cincinnati's system through 2017 and reached as high as Triple-A...Beau played in the Mariners system in 2018 before playing in the Mexican League in 2019...Sister, Jessica, played softball at UCLA...Signed with Pirates for \$100,000

**2020:** Did not play as a result of COVID-19 pandemic

**2019:** Spent the season with A-Adv. Bradenton...Made A-Adv. debut on 4/6 vs. STL and went 0-for-3...Collected multi-hit games five times in a seven-game span from 4/11-4/18 and batted .500 (12/24)...Compiled a career-best 11-game hitting streak from 6/2-6/12 as he batted .383 (18/47) with four doubles and six multi-hit games...Spent 6/19-6/26 on the 7-day injured list...Landed back on the injured list on 6/28...Spent two games on a minor league rehab assignment with the GCL Pirates from 7/27-7/29...Returned to the Marauders on 7/30...Batted .265 (22/83) over his last 24 games after he

was activated...Swatted lone home run of the season, a solo blast, on 8/9 vs. DUN

**2018:** Played debut season with short-season West Virginia Black Bears...Led the New York-Penn League with 25 stolen bases and finished tied for third with five triples...Made professional debut on 6/16 @ MV and went 1-for-4 with a walk...Cracked first pro homer, a solo shot, on 6/22 vs. SC...Swiped a career-best four bases during a 2-for-5 night on 7/2 @ BAT...Slumped to hit .152 (7/26) over 14 games from 7/7-7/30 with one extra-base hit and one multi-hit game...Batted .281 (26/92) over the final 34 games from 7/25-9/3, including a seven-game hitting streak to close the campaign from 8/28-9/3 at a .345 (10/29) pace...Delivered first career walk-off hit on 8/26 vs. AUB with a 10th-inning single to lift the Black Bears to a 5-4 win

**COLLEGE:** Played three seasons at UCLA and compiled a .274 career batting average with four homers, 61 RBIs, 23 doubles and three triples in 136 games...Prior to college, played summer ball in the West Coast League for the Wenatchee AppleSox and batted .231 in 23 games in 2015...Played for the Duluth Huskies of the Northwoods League in 2016 and batted .302 with 20 RBIs and six extra-base hits in 51 games...Received All-Pac 12 honorable mention as a sophomore in 2017 after hitting .282 in 52 games...Returned to the Northwoods League in 2017 with the Mankato MoonDogs and was named a Northwoods League All-Star...Hit .347 with 13 doubles, seven triples, 27 RBIs, scored 41 runs and stole 23 bases in 43 games during the summer season...As a junior in 2018, named to the Pac-12 All-Defensive Team and honorable mention...Scored 51 runs in 55 games while batting .289 and a team-best 14 steals



## CAREER STATISTICS

YR	CLUB	AVG	G	AB	R	H	2B	3B	HR	RBI	BB	SO	SB	OBP	SLG
18	West Virginia (A-)	.244	58	217	32	53	5	5	5	24	23	46	25	.329	.382
19	Bradenton (A+)	.278	69	245	37	68	14	1	1	24	22	53	15	.354	.355
	GCL Pirates (Rk.)	.286	2	7	2	2	0	0	0	0	1	1	2	.444	.286
	2019 Totals (A+/Rk.)	.278	71	252	39	70	14	1	1	24	23	54	17	.357	.353
	MilB Totals (2 seasons)	.262	129	469	71	123	19	6	6	48	46	100	42	.344	.360





## PERSONAL

**HEIGHT/WEIGHT:** 5-10/169  
**BIRTHPLACE:** Daegu, South Korea  
**BORN:** July 26, 1999  
**ACQUIRED:** International Free Agent (2018)

**BATS/THROWS:** Left/Right  
**RESIDES:** Daegu, South Korea  
**AGE:** 21 (Turns 22 on July 26)  
**SCHOOL:** Kyeongbuk High School

## CAREER HIGHS

**HITS:** 4, 2x, last - 8/22/19 (GBO @ DEL)  
**RUNS:** 3, 4x, last - 8/22/19 (BGO @ DEL)  
**HOME RUNS:** N/A

**RBI:** 5, 8/22/19 (GBO @ DEL)  
**STOLEN BASES:** 2, 3x, last 8/8/19 (GBO vs. ASH)  
**HITTING STREAK:** 9 games, 2x, last - 8/17-8/26/19

## AWARDS & HONORS

South Atlantic League Player of the Week (8/25/2019)

## PROSPECT RANKINGS

2019 *Baseball America* No. 18/MLB.com No. 16 Pirates prospect  
 2019 *Baseball America* No. 18 South Atlantic League prospect  
 2020 *Baseball America* No. 7/MLB.com No. 11 Pirates prospect  
 MLB.com No. 9 2B prospect  
 2021: *Baseball America* No. 9/MLB.com No. 14 Pirates prospect  
 MLB.com No. 9 SS prospect

## CAREER HIGHLIGHTS

**CAREER TRANSACTIONS:** Signed by the Atlanta Braves as an international free agent on September 12, 2017...Granted free agency on November 21, 2017...Signed by the Pittsburgh Pirates as an international free agent on March 10, 2018


**CURVE CUTS:** Ji-Hwan Bae...Would be the first Korean-born player to suit up for the Curve...Originally signed by the Braves in 2017 for \$300,000 but the team was penalized for circumventing international signing rules from 2015-17 and were forced to forfeit all 13 international signings over that period while Bae's deal was rejected by Major League Baseball...Scandal also stripped away the Braves' third-round pick in 2018, forced strict measures for international signing periods through 2020 and had general manager John Coppolella banned for life...Players kept their bonuses and cost the Braves \$16.48 million in losses...Pirates inked Bae for \$1,250,000...Became enamored by Major League Baseball while following Shin-Soo Choo's career...Attended Kyeongbuk High School in South Korea and batted .474 in 27 games during his final year of schooling...

**2020:** Was ranked by *Baseball America* as the seventh-best prospect and named the "Best Hitter for Average" in the Pirates system... Was a member of the taxi squad at the Alternate Training Site in Altoona... Rated by MLB Pipeline as the "Best Runner" in the Pirates system following the season...

**2019:** Spent the season with Single-A Greensboro and won the South Atlantic League batting title with a .323 average...Finished third in the league with a .403 on-base percentage, fifth with an .833 OPS, .430 slugging percentage was 10th-best and 31 steals

were tied for fourth...Led the Pirates system in batting average...31 steals were fourth-most in the system, 69 runs ranked tied for sixth, 25 doubles were tied for 10th, .403 on-base percentage ranked fifth and .833 OPS was fourth-highest...Went 4-for-21 over first five games of the season...Served a 30-game suspension for assault charges in South Korea, a violation of the MLBPA Joint Domestic Violence, Sexual Assault & Child Abuse Policy...Returned to action on 5/23 @ WVP and compiled a two-hit day...Set a career-high with four hits (4-for-5) on 5/24 @ WVP... Had five straight multi-hit games in first five games back from suspension on 5/23-5/27, going a combined 12-for-25 (.480) with three doubles...Hit safely in eight straight games from 7/5-7/16 and batted .389 (14/36)...Went on a career-best-tying nine-game hitting streak from 8/17-8/26 while hitting .500 (17/34) with five doubles...Turned in a career-best day on 8/22 @ DEL with a 4-for-5 performance, two doubles, five RBIs and scored three times... Named South Atlantic League Player of the Week for 8/19-8/25 after batting a league-best .522 (12/23) with four extra-base hits and four multi-hit games...Recorded a triple in three of the final four games of the season between 8/28-9/1...Had 34 multi-hit games...Ranked by MLB.com as Pittsburgh's No. 10 prospect and No. 9 by *Baseball America* after the season

**2018:** Spent entire season with GCL Pirates...Made professional debut on 6/18 vs. GCL Blue Jays, going 1-for-5 with a double in the sixth inning...After starting 1-for-13 at the plate, batted .342 (26/76) over the next 21 games from 6/23-8/3 to boost average from .071 to .303...Regarded by *Baseball America* as Pittsburgh's No. 18 prospect after the season and No. 27 by MLB.com



## CAREER STATISTICS

YR	CLUB	AVG	G	AB	R	H	2B	3B	HR	RBI	BB	SO	SB	OBP	SLG
18	GCL Pirates (Rk.)	.271	35	129	24	35	6	2	0	13	15	16	10	.362	.349
19	Greensboro (A)	.323	86	328	69	106	25	5	0	38	43	77	31	.403	.430
MiLB Totals (2 seasons)		.309	121	457	93	141	31	7	0	51	58	93	41	.391	.407



## PERSONAL

**HEIGHT/WEIGHT:** 6-3/197  
**BIRTHPLACE:** Los Hidalgos, D.R.  
**BORN:** October 18, 1995  
**ACQUIRED:** International Free Agent (2017)

**BATS/THROWS:** Right/Right  
**RESIDES:** Puerto Plata, D.R.  
**AGE:** 24 (Turns 25 on October 18)  
**SCHOOL:** N/A

## CAREER HIGHS

**IP (START):** 7.1, 8/5/19 (BRD @ CHA)  
**IP (RELIEF):** 3.0, 8/9/17 (DSL PIR vs. DSL CUB)  
**RUNS ALLOWED:** 8, 8/22/18 (WVBB vs. BAT)

**STRIKEOUTS:** 10, 6/5/19 (GBO vs. CSC)  
**WALKS:** 6, 7/28/17 (DSL PIR @ DSL IND)  
**MOST HITS:** 9, 5x, last - 6/27/19 (GBO @ LWD)

## AWARDS & HONORS

South Atlantic League Pitcher of the Week (6/9/2019)

## CAREER HIGHLIGHTS

**CAREER TRANSACTIONS:** Signed by the Pittsburgh Pirates as an international free agent on March 14, 2017

**CURVE CUTS:** Osvaldo Bido...Signed with Pirates at age 21 by scout Juan Mercado...One of seven players from Los Hidalgos, DR to play professional baseball in America...None of previous six reached Double-A...52 of 54 career appearances have been starts

**2020:** Did not play as a result of COVID-19 pandemic

**2019:** Split the season between Single-A Greensboro and A-Adv. Bradenton...12 wins were second-best in the Pirates organization while 3.32 ERA ranked eighth, 1.11 WHIP was tied for fifth and .221 batting average against ranked seventh...Finished second in the South Atlantic League with 11 wins...Began the year with a 16-inning scoreless streak over his first three starts from 4/5-4/16...Was 4-0 with a 0.91 ERA in five starts in April...Went 5-0 with a 1.26 ERA over his first six starts (4/5-5/3)...Lost four of his next five decisions (5/9-5/31)...Had a 6.46 ERA (22 ER/30.2 IP) in six starts in May...Named the South Atlantic League Pitcher of the Week for the period from 6/3-6/9 after striking out a career-high 10 batters in six scoreless innings on 6/5 vs. CSC...Tossed seven scoreless frames on 6/15 @ KAN...Won four straight starts from 6/10-6/27...Finished June 4-0 with a 2.10 ERA (7 ER/30 IP) in five starts...5.06 ERA (12 ER/21.1 IP) in four starts in July...Promoted to Bradenton on 7/26...Was leading South Atlantic League in wins (11), batting average against (.228) and WHIP (1.10) at the time of his call-up...Made debut with Bradenton on 7/30 vs. CHA and allowed two earned runs in seven innings...Pitched a season-high 7.1 innings and yielded just one unearned run on 8/5 @ CHA...Placed on the injured list on 8/14, retroactive to 8/12...Activated from the injured list on 8/22...Limited to 5.2 total innings in final two starts of the season from 8/22-8/27...Held left-handed hitters to a .167 batting average while with the Marauders...Rated by *Baseball America* as the No. 26 prospect in the Pirates' organization after the season

**2018:** Spent the entire season with short-season West Virginia Black Bears...Finished second in the New York-Penn League with 75.1 innings pitched...Allowed at least five earned runs in two of three starts in June and finished the month with an 8.16 ERA (13 ER/14.1 IP)...Had three consecutive starts of at least five innings and one earned run allowed from 7/7-7/20 and posted a 1.69 ERA (3 ER/16 IP) during that three-start span...Struck out a season-high nine in five

innings on 8/7 vs. BAT...Tossed season-high seven scoreless innings on 8/17 vs. WIL...Allowed season-high eight runs on 8/27 vs. BAT...Yielded just two hits and no runs in 6.1 innings on 8/27 vs. AUB...Lasted at least five innings in all but two of his 14 starts on the season...Held left-handed hitters to .220 batting average for the season...Right-handed hitters batted .297...Posted 3.25 ERA in final 11 starts of the season after having 8.16 ERA through three starts

**2017:** Spent the entire season with DSL Pirates...Made professional debut on 6/6 @ DSL Rays 2 and allowed four runs, zero earned, in three innings while taking the losing decision...Was 0-5 with a 7.18 ERA (21 ER/26.1 IP) through first eight professional starts from 6/6-7/17...Pitched five scoreless innings on 7/22 vs. DSL Dodgers...Made first career relief appearance on 8/3 vs. DSL Indians/Brewers and allowed four runs in 1.1 innings...Moved back into rotation for final three outings of the year from 8/14-8/25 and went four innings in each of final three starts and allowed four total earned runs (3.00 ERA)...Held left-handed hitters to a .191 batting average on the season...Right-handed batters hit .313 against him for the year



## CAREER STATISTICS

YR	CLUB	W-L	ERA	G	GS	CG	SHO	SV	IP	H	R	ER	HR	BB	SO
17	DSL Pirates (F-Rk.)	1-8	5.33	15	13	0	0	0	50.2	53	37	30	1	36	41
18	West Virginia (A-)	4-6	4.18	14	14	0	0	0	75.1	74	37	35	2	19	58
19	Greensboro (A)	11-5	3.55	20	20	0	0	0	111.2	94	46	44	9	29	90
	Bradenton (A+)	1-3	2.25	5	5	0	0	0	24.0	18	10	6	1	9	17
	2019 Totals (A/A+)	12-8	3.32	25	25	0	0	0	135.2	112	56	50	10	38	107
	MilB Totals (3 seasons)	17-22	3.96	54	52	0	0	0	261.2	239	130	115	13	93	206



## PERSONAL

**HEIGHT/WEIGHT:** 6-3/209  
**BIRTHPLACE:** Richmond, Va.  
**BORN:** June 19, 1998  
**ACQUIRED:** 6th Round (2017)

**BATS/THROWS:** Right/Right  
**RESIDES:** Clayton, N.C.  
**AGE:** 22 (Turns 23 on June 19)  
**SCHOOL:** Tracy (Calif.) High School

## CAREER HIGHS

**IP (START):** 7.0, 2x, last - 5/6/19 (BRD @ CLR)  
**IP (RELIEF):** N/A  
**RUNS ALLOWED:** 6, 7/1/18 (WVP @ HAG)

**STRIKEOUTS:** 10, 5/30/19 (BRD vs. LAK)  
**WALKS:** 3, 3x, last - 7/28/19 (ALT vs. RIC)  
**MOST HITS:** 8, 6/25/18 (WVP vs. LWD)

## AWARDS & HONORS

Florida State League Pitcher of the Week (5/12/2019)  
 2019 Florida State League Mid-Season All-Star  
 2019 MLB Pipeline Pirates Pitcher-of-the-Year

## PROSPECT RANKINGS

2019 *Baseball America* No. 21/MLB.com No. 27 Pirates prospect  
 2020 *Baseball America* No. 4/MLB.com No. 10 Pirates prospect  
 2021 *Baseball America* No. 6/MLB.com No. 10 Pirates prospect

## CAREER HIGHLIGHTS

**CAREER TRANSACTIONS:** Drafted by the Pittsburgh Pirates in the sixth round (178th overall) of the 2017 First-Year Player Draft out of Tracy (Calif.) High School...Signed on June 27, 2017

**CURVE CUTS:** Carl Donovan Bolton...Born in Richmond, Va....Family moved to California in 2007...Family moved to Clayton, N.C. in 2017...Father, Scott, is a pastor...Played football from age 10 through freshman year of high school...Went 24-6 with a 1.42 ERA and 201 strikeouts in his high school career at Tracy...Recorded 97 strikeouts in 68 innings as a senior and went 9-2 with a 1.13 ERA...Named Tri City Athletic League Most Valuable Player during senior year in 2017 in addition to Rawlings-Perfect Game Second Team All-American and California All-Region First Team honors...Committed to played college baseball at the University of Michigan but signed with the Pirates for \$300,000

**2021:** Was a non-roster invitee to Pirates Spring Training

**2020:** Spent the entire season at the Pirates Alternate Training Site...

**2019:** Split first full season between A-Adv. Bradenton and Double-A Altoona...Led the Pirates organization with a 1.04 WHIP (min. 75 innings pitched) between A-Adv. Bradenton and Double-A Altoona...Also led the system with a .202 batting average against and ranked sixth with a 3.28 ERA...Finished 12th in the Pirates system with 102 total strikeouts...Pitched eight quality starts...Picked up winning decision five of his first six starts and allowed three earned runs, five total, and 20 hits allowed through 35 innings for a 0.77 ERA through 5/6...Named Florida State League Pitcher of the Week for May 6-12 after he posted a career-best seven scoreless innings on three hits and seven strikeouts on 5/6 @ CLR...Allowed a season-high five runs over 2.2 innings on 5/14 vs. FTM in first loss of the season...Went 0-3 with a 5.27 ERA (8 ER/13.2 IP) in three straight starts from 5/14-24...Fanned a career-best 10 hitters on 5/30 vs. LAK and started with 4.2 no-hit frames and went on to throw six one-hit, scoreless innings...Missed next start with a trip to the 7-day injured list due to a right groin strain...Activated on 6/11 and returned for three shutout frames on 6/13...Named a Florida State League All-Star but did not pitch in the 6/15 game...Struck out five over four hitless innings on 6/20 in final FSL appearance...Promoted to Double-A Altoona on 6/26...At time of promotion, led the Florida State League with 1.61 ERA, six wins, .174 batting average against and 0.86 WHIP...Made Double-A debut on 6/26 @ RIC and racked up six strikeouts over first four scoreless innings but was lifted in the fifth with the bases loaded after one run allowed and reliever Joel Cesar allowed a bases-clearing triple to Johneshwy Fargas put four runs on Bolton's line...Also singled in second pro plate appearance during Double-A debut...

Gave up two homers in second Double-A outing on 7/1 @ AKR and got through five innings, trailing 4-2, before the Curve came back to win, 5-4...On 7/18 @ BOW, pitched a Double-A-best six innings on 76 pitches, did not allow a run and retired all but two batters faced, including his last 11 and first seven hitters...Pitched 10.1 scoreless innings over three starts from 7/13-7/23...Start on 7/23 vs. ERI (1) was limited to three innings due to a 2:27 rain delay...Earned first Double-A win on 7/28 vs. RIC by holding Richmond to one run in the first inning before picking up eight strikeouts and allowed three hits total on 77 pitches...Pitched 10.2 straight scoreless innings from 7/28-8/3...Threw five shutout frames on 8/8 vs. RIC, leading a 2-0 victory and earned second win at Double-A...Departed his start in the second inning on 8/15 @ HBG, throwing 46 pitches and was charged with five runs when two inherited runners scored against reliever Yeudy Garcia...Placed on the 7-day injured list on 8/17 with a right middle finger blister and missed the remainder of the season...Ranked as the Pirates' No. 13 prospect by MLB.com and No. 5 by *Baseball America* at the end of the season

**2018:** Made nine starts for Single-A West Virginia between 5/21-7/23...Assigned to the West Virginia's roster on 5/21 and made season debut on 5/25 vs. KAN...Tossed five scoreless, two-hit frames with eight strikeouts and one walk and picked up first career win...Fired six scoreless innings in second start on 6/2 @ GBO with three hits allowed, one walk and four strikeouts for a second straight win...Pitched a third consecutive scoreless start on 6/8 @ HIC and held opponent to two hits and two walks over 4.1 innings with seven strikeouts...Threw 19.1 scoreless innings over first four starts of the season from 5/25-6/13 that was snapped on a lead-off home run in the fifth inning on 6/13 @ AUG by Jacob Gonzalez...Over first five starts, went 3-0 with a 1.03 ERA (3 ER/26.1 IP), 25 strikeouts, four walks and a .198 batting average against...Allowed a career-high six runs and lasted two innings on 7/1 @ HAG...Rebounded with back-to-back quality starts on 7/7 vs. HAG and 7/13 @ HIC, which including a then-career-best nine strikeouts over seven innings...Allowed five runs in three innings in last start of the season on 7/19 @ LEX, all on three separate home runs (two solo and one three-run)...Went 0-3 with a 7.50 ERA (15 ER/18 IP) over final five starts of the year but fanned 20 batters and walked just three...Shut down for the remainder of the season on 7/23 after hitting innings limit...After the season, ranked by *Baseball America* as the Pirates' No. 21 prospect and No. 25 by MLB.com

**2017:** Spent debut season with GCL Pirates...Made professional debut on 7/11 vs GCL Braves and tossed two innings with one run allowed and three strikeouts...Held a 1.83 ERA (4 ER/19.2 IP) over first seven starts...ERA swelled to 3.16 after six runs allowed, five earned, in last two starts totaling six innings

## CAREER STATISTICS

YR	CLUB	W-L	ERA	G	GS	CG	SHO	SV	IP	H	R	ER	HR	BB	SO
17	GCL Pirates (Rk.)	0-2	3.16	9	9	0	0	0	25.2	23	11	9	1	8	22
18	West Virginia (A)	3-3	3.65	9	9	0	0	0	44.1	43	19	18	6	7	45
19	Bradenton (A+)	6-3	1.61	12	12	0	0	0	61.2	39	14	11	1	14	69
	Altoona (AA)	2-3	5.85	9	9	0	0	0	40.0	37	26	26	6	16	33
	2019 Totals (A+/AA)	8-6	3.28	21	21	0	0	0	101.2	76	40	37	7	30	102
	MLB Totals (3 seasons)	11-11	3.36	39	39	0	0	0	171.2	142	70	64	14	45	169





## PERSONAL

**HEIGHT/WEIGHT:** 6-3/202  
**BIRTHPLACE:** Sarasota, Fla.  
**BORN:** November 28, 1995  
**ACQUIRED:** 3rd Round (2017)

**BATS/THROWS:** Right/Right  
**RESIDES:** University Park, Fla.  
**AGE:** 25 (Turns 26 on November 28)  
**SCHOOL:** Florida State University

## CAREER HIGHS

**HITS:** 3, 2x, last - 4/12/19 (BRD @ DUN)  
**RUNS:** 3, 3x, last - 4/12/19 (BRD @ DUN)  
**HOME RUNS:** 2, 4x, last - 8/27/19 (BRD vs. PMB)

**RBI:** 5, 8/27/19 (BRD vs. PMB)  
**STOLEN BASES:** 2, 8/8/17 (WVBB vs. BRK)  
**HITTING STREAK:** 10 games, 6/2-6/12/19

## AWARDS & HONORS

2019 Florida State League Mid-Season All-Star  
 Florida State League Player of the Week (9/2/2019)  
 2019 Florida State League Post-Season All-Star

## CAREER HIGHLIGHTS

**CAREER TRANSACTIONS:** Drafted by the Pittsburgh Pirates in the third round (88th overall) of the 2017 First-Year Player Draft out of Florida State University...Signed on June 28, 2017

**CURVE CUTS:** Michael Dylan Busby...Attended Sarasota (Fla.) High School...Selected for Florida Athletic Coaches Association Baseball Classic after his senior season...Also named a FACA All-Star and First Team All-Area...Father, Wayne, was drafted by the Chicago White Sox in 1988 and played six seasons of Minor League Baseball, reaching as high as Double-A Birmingham with the White Sox (1990-92) and Orlando (1993) during the final year of his career in the Cubs system...Older brother, Dalton, played college baseball at Georgia Southern from 2014-15...Signed with Pirates for \$575,000

**2020:** Did not play as a result of COVID-19 pandemic

**2019:** Spent entire season with A-Adv. Bradenton...Led the Florida State League with 22 homers and finished second in slugging percentage at .453, fifth with 42 extra-base hits, ranked seventh with 63 RBIs and sixth with a .769 OPS...22 homers ranked third in the Pirates system, 63 RBIs were eighth-best, had seventh-most 42 extra-base hits...Led FSL third basemen with a .937 fielding percentage...Bashed first two homers of the season in the same game on 4/12 @ DUN during a 3-for-3 performance that included a double and three RBIs...Homered in consecutive games on 4/15 and 4/16 @ TAM and again on 4/24 vs. FTM and 4/25 @ DBT...Recorded a second two-homer game on 4/28 @ DBT...10 of 20 hits through 5/5 were home runs...Batted .170 (16/94) without a home run over 29 games from 5/6-6/8 while batting average bottomed out at .189...Busted home run drought with a solo shot on 6/9 @ DUN to start a three-game home run streak from 6/9-6/11...Compiled a career-best 10-game hitting streak from 6/2-6/12 and batted .324 (12/37)...Came off the bench for the South All-Stars in the Florida State League All-Star Game in Jupiter on 6/15, going 0-for-1 at the plate and finished the game at third base...Smacked first of two grand slams on the season on 6/18 vs. CLR...June was his strongest month at the plate when he hit .278 (25/90) with six homers, 21 RBIs and six doubles and had just four hitless days...Went hitless in 25 consecutive at-bats over eight games from 8/2-8/11...Named Florida State League Player of the Week for the final week of the campaign after he hammered three homers, a grand slam on 8/26 vs. PMB along with a two-homer, five-RBI game on 8/27 vs. PMB, with nine RBIs and batted .429 (6/14) over the last four games of the year...Played for Gigantes de Carolina of the Puerto Rican Winter League along with Pirates farmhands Chris Sharpe and Ike Schlabach...Went 2-for-

20 with one RBI at the plate in seven games

**2018:** Spent season with Single-A West Virginia...Recorded first career multi-homer game on 5/9 @ HAG with a pair of two-run blasts...Launched first career grand slam on 5/10 @ HAG...Batted .263 (21/80) over first 22 games through 5/10...Landed on the 7-day injured list on 5/21 due to a concussion from a hit-by-pitch on 5/19 vs. LEX...Reported to GCL Pirates for a minor league rehab assignment on 7/5 and appeared in eight games before he was hit by another pitch that sidelined him again...Sent to Rookie-level Bristol on 8/10 for a second minor league rehab assignment and appeared in four games...Returned to Single-A West Virginia's roster on 8/15 and hit safely in each of his last four games before landing on the injured list for the remainder of the season on 8/25

**2017:** Spent professional debut season with short-season West Virginia...Hit first pro homer in final game of the season on 9/5 vs. WIL

**COLLEGE:** Played three seasons at Florida State...Over his 188-game career, he batted .297 with 38 homers, 165 RBIs, 52 doubles and seven triples...Played between third and first base in the field...Played summer ball in the Northwoods League for the Kalamazoo Growlers after his freshman season...Appeared in all 63 games for the Seminoles during sophomore season and batted .323 with a team-best 11 homers, .597 slugging percentage and five triples...Also added 55 RBIs and 16 doubles...Delivered a walk-off single vs. Miami to send Florida State to the ACC Championship Game and picked up Most Outstanding Player of the Tallahassee Regional during 2016 NCAA tournament...Lone representative of the ACC in the 2016 TD Ameritrade College Home Run Derby in Omaha on 7/3...Played summer ball for the Hyannis Harbor Hawks in the Cape Cod League and was named No. 4 prospect in the league by *Baseball America*...Batted .322 with four homers, 12 RBIs and 10 doubles in 29 games...Underwent surgery to repair a sports hernia after the 2016 season...Led Florida State with 15 homers, 21 doubles and 78 hits as a junior in 2017 while hitting .315...First player in Seminole baseball history with three or more RBIs in five straight games and was named National Hitter of the Week by NCBWA on 4/24...Batted .444 in the ACC Tournament as Florida State won seventh title in team history...One of two players to hit a home run to straightaway center field at TD Ameritrade Field when he homered against LSU in FSU's first contest in the College World Series...Named to the 2017 College World Series All-Tournament Team

## CAREER STATISTICS

YR	CLUB	AVG	G	AB	R	H	2B	3B	HR	RBI	BB	SO	SB	OBP	SLG
17	West Virginia (A-)	.188	41	160	20	30	8	0	1	14	11	48	7	.266	.256
18	GCL Pirates (Rk.)	.091	8	22	1	2	1	0	1	3	0	11	0	.130	.273
	Bristol (Rk.)	.250	4	16	1	4	0	0	1	5	2	6	0	.300	.438
	West Virginia (A)	.243	33	115	19	28	8	1	5	20	13	37	3	.341	.461
	2018 Totals (Rk./A)	.222	45	153	21	34	9	1	7	28	15	54	3	.309	.431
19	Bradenton (A+)	.213	114	375	50	80	16	4	22	63	47	158	2	.316	.453
	MILB Totals (3 seasons)	.209	200	688	91	144	33	5	30	105	73	260	12	.303	.403



## PERSONAL

**HEIGHT/WEIGHT:** 6-6/235  
**BIRTHPLACE:** Greenwich, Conn.  
**BORN:** September 13, 1996  
**ACQUIRED:** 17th Round (2018)

**BATS/THROWS:** Right/Right  
**RESIDES:** Winter Park, Fla.  
**AGE:** 23 (Turns 24 on September 13)  
**SCHOOL:** Rollins (Fla.) College

## CAREER HIGHS

**IP (START):** 7.0, 6x, last - 6/23/19 (BRD vs. TAM)  
**IP (RELIEF):** 4.0, 6/28/18 (GCL PIR vs. GCL PHI)  
**RUNS ALLOWED:** 5, 4x, last - 7/19/19 (BRD @ TAM)

**STRIKEOUTS:** 8, 5/18/19 (GBO vs. LWD)  
**WALKS:** 4, 8/4/19 (BRD @ DUN)  
**MOST HITS:** 9, 8/26/18 (BRS vs. ELZ)

## AWARDS & HONORS

South Atlantic League Pitcher of the Week (5/12/2019)  
 2019 South Atlantic League Mid-Season All-Star

## PROSPECT RANKINGS

2020 *Baseball America* "Best Control" in the system

## CAREER HIGHLIGHTS

**CAREER TRANSACTIONS:** Drafted by the Pittsburgh Pirates in the 17th round (504th overall) of the 2018 First-Year Player Draft out of Rollins College

**CURVE CUTS:** Bradley Spencer Case...Attended Iona Preparatory School (N.Y.)...Played baseball, football and hockey in high school...Named First Team All-State and New York's best private league player in baseball in 2015...Attended the same high school as Pirates third baseman Colin Moran and Phoenix Suns point guard Ty Jerome...Signed with the Pirates for \$100,000...Tabbed by *Baseball America* as the pitcher with the "Best Control" in the Pirates system before the 2020 season



**2020:** Did not play as a result of COVID-19 pandemic

**2019:** Split the season between Single-A West Virginia Power and A-Adv. Bradenton...Opened with Greensboro and allowed one run over 5.2 innings in season debut on 4/7 vs. HAG...Tossed six scoreless innings with seven strikeouts on 4/13 @ CSC...Yielded just one hit and no runs in six innings on 4/24 @ LEX...Named South Atlantic League Pitcher of the Week for the period from 5/6-5/12 after pitching seven scoreless innings and allowing just one hit on 5/11 @ LWD...Struck out a career-high eight in seven scoreless innings vs. LWD on 5/18...Earned the win in six

straight starts from 4/24-5/23, pitching to a 2.08 ERA (9 ER/39 IP)...Completed seven innings in three straight starts from 5/5-5/18 with two runs allowed and 23 strikeouts...Held opponent to one hit over seven scoreless frames on 5/11 @ LWD...Set career-best with eight strikeouts in seven shutout innings on 5/18 vs. LWD...Went 51 innings without walking a batter between 4/18-6/3...Named a South Atlantic League Mid-Season All-Star but did not pitch in the game due to promotion to A-Adv. Bradenton...Promoted to A-Adv. Bradenton on 6/8...Led the South Atlantic League with seven wins and a 0.77 WHIP at the time of promotion and ranked second with a 2.45 ERA and batting average against (.195)...Made A-Adv. debut on 6/9 @ DUN and allowed three earned runs, four total, in four innings...Tossed seven innings and yielded one run on 6/23 vs. TAM...Allowed just one hit in six scoreless innings on 7/5 vs. FLO...Had back-to-back starts allowing career-high five earned runs on 7/12 and 7/19...Did not allow an earned run in five innings in final outing of the season on 8/26 vs. PMB...Totaled 12 quality starts combined over both levels...Finished the year second in the Pirates' organization in BB/9 (1.64)...Rated best control in the Pirates' organization after the season by *Baseball America*

**2018:** Pitched at three different levels during the season...Opened the year with the GCL Pirates...Picked up the winning decision in professional debut on 6/22 @ GCL Phillies East after pitching three innings out of the bullpen with three runs, two earned, allowed...Allowed one run or fewer and pitched at least five innings in final three starts with GCL Pirates from 8/1-8/14...Promoted to Rookie-level Bristol on 8/16...Pitched 5.2 scoreless innings in first of two starts with Bristol...Promoted to short-season West Virginia Black Bears on 8/27...Tossed five innings and allowed two runs, one earned, in only start with the Black Bears on 8/31 @ SC

**COLLEGE:** Pitched three seasons at Division II Rollins (Fla.) College...First player selected by the Pirates out of Rollins College since Eric Bolling in 1984...Went 13-15 with a 4.19 ERA in 236 career innings...Posted a 3.46 ERA in 96.1 innings in 2018...Named Second Team ABCA All-South Region and First Team All-SSC in 2017 after going 5-5 with a 3.57 ERA in 14 starts...Posted a 6.80 ERA in 49 innings as a freshman in 2016...Made one appearance for the Wareham Gateman of the Cape Cod Baseball League and seven appearances for the New Bedford Bay Sox of the New England Collegiate Baseball League during the summer of 2017

## CAREER STATISTICS

YR	CLUB	W-L	ERA	G	GS	CG	SHO	SV	IP	H	R	ER	HR	BB	SO
18	GCL Pirates (Rk.)	3-0	3.38	8	6	0	0	0	40.0	42	16	15	3	4	33
	Bristol (Rk.)	1-1	3.72	2	2	0	0	0	9.2	10	5	4	0	4	5
	West Virginia (A-)	1-0	1.8	1	1	0	0	0	5.0	3	2	1	0	1	2
	2018 Totals (Rk./A-)	5-1	3.29	11	9	0	0	0	54.2	55	23	20	3	9	40
19	Greensboro (A)	7-1	2.45	11	11	0	0	0	66.0	48	20	18	6	3	50
	Bradenton (A+)	5-5	4.29	13	13	0	0	0	71.1	74	37	34	11	22	58
	2019 Totals (A/A+)	12-6	3.41	24	24	0	0	0	137.1	122	57	52	17	25	108
	MLB Totals (2 seasons)	17-7	3.38	35	33	0	0	0	192.0	177	80	72	20	34	148

# RODOLFO CASTRO • INFIELDER

Curve



## PERSONAL

**HEIGHT/WEIGHT:** 6-0/210  
**BIRTHPLACE:** San Pedro de Macoris, D.R.  
**BORN:** May 21, 1999  
**ACQUIRED:** International Free Agent (2015)

**BATS/THROWS:** Switch/Right  
**RESIDES:** Santo Domingo, D.R.  
**AGE:** 21 (Turns 22 on May 21)  
**SCHOOL:** N/A

## CAREER HIGHS

**HITS:** 4, 7/20/17 (GCL PIR @ GCL BLU)  
**RUNS:** 4, 8/13/16 (DSL PIR @ DSL IND)  
**HOME RUNS:** 2, 4x, last - 6/26/19 (BRD @ JUP)

**RBI:** 5, 5/4/19 (GBO vs. WVP)  
**STOLEN BASES:** 2, 5/14/19 (GBO vs. DEL)  
**HITTING STREAK:** 8 games, 3x, 6/11-6/21/18

## AWARDS & HONORS

2017 Gulf Coast League Post-Season All-Star  
 South Atlantic League Player of the Week (5/5/2019)  
 2019 South Atlantic League Mid-Season All-Star

## PROSPECT RANKINGS

2020 MLB.com No. 23 Pirates prospect

## CAREER HIGHLIGHTS

**CAREER TRANSACTIONS:** Signed by the Pittsburgh Pirates as an international free agent on October 30, 2015...Contract selected by Pittsburgh on April 21, 2021, optioned to the Alternate Training Site on April 26...

**CURVE CUTS:** Rodolfo Castro...Signed by Rene Gato, Juan Mercado and Jose Ortiz...Signed for \$150,000...Played majority of games at second base (175) followed by shortstop (116) and third base (29)

**2021:** Began the season at the Pirates Alternate Training site...Had his contract purchased on April 21 and made his Major League debut, going 0-for-3 with a strikeout at Detroit... Was optioned back to the Alternate Training Site on April 26

**2020:** Spent time at the Alternate Training Site in Altoona... Was a member of the Pirates Taxi Squad for the final week of the regular season...

**2019:** Split the season between Single-A Greensboro and A-Adv. Bradenton...Ranked sixth in the organization with a .456 slugging percentage...Opened the year in Greensboro and doubled for four of his first five hits between 4/4-4/6...After an 0-for-8 slide from 4/9-4/11, doubled in back-to-back games to push total to six two-baggers among first seven hits...Went 3-for-3 with his first homer and a walk on 4/18 vs. DEL...Homered seven times in eight games between 4/18-5/1 and batted .345 (10/29) with 11 RBIs...Smacked two more home runs, including his first career grand slam, and drove home a career-best five RBIs on 5/4 vs. WVP in addition to three total hits and one double...Named South Atlantic League Player of the Week for 4/29-5/5 with five home runs, including a pair of two-homer games, with 11 RBIs, two doubles and batted .409 (9/22) over six games...Starting second baseman for the North Division All-Stars in the South Atlantic League All-Star Game on 6/18 in Charleston, W.V. and went 1-for-2 with two walks and two runs scored...Promoted to A-Adv. Bradenton on 6/20 after 14 homers in just 61 games...Made A-Adv. debut on 6/20 vs. TAM and went 0-for-4...Hit first two homers with the Marauders 6/26 @ JUP, his third two-homer game of the season, and doubled during a three-hit game...Slumped to a .132 (9/68) average in July but rebounded by hitting .299 (29/97) in August...Hit .290

in 100 at-bats as a right-handed hitter and .227 in 317 at-bats from the left side between both levels...Ranked by MLB.com after the season as Pittsburgh's No. 24 prospect

**2018:** Made full-season debut with Single-A West Virginia...Primary second baseman for the Power with Oneil Cruz playing shortstop...Batting average sat at a season-low .209 on 5/18...Tied career-best eight-game hitting streak from 6/11-6/21 and batted .323 (10/13) with a pair of home runs and doubles...Hit .179 as a right-handed batter (only 78 at-bats) versus .244 left-handed (307 at-bats)

**2017:** Spent the entire season with GCL Pirates...Tied for the most extra-base hits (22) and finished tied for third with six homers, seventh with 32 RBIs...Made stateside debut on 6/26 vs. GCL Tigers and singled in his first at bat...Hit three doubles and one triple among first six hits of the season...Recorded a career-best four hits on 7/20 @ GCL Blue Jays...Tied a career-high eight-game hitting streak from 8/3-8/11 and hit .344 (11/32) during that stretch...Hammered two home runs on 8/1 vs. GCL Yankees (2), his first career multi-homer game...Batted .295 (26/88) with six homers, 19 RBIs and five doubles in August...Went 0-for-11 over last three games as batting average dipped from .294 to .277...Batted .366 in only 41 at-bats while hitting right-handed versus .252 as a left-handed hitter (147 at-bats)

**2016:** Played professional debut season with the DSL Pirates...Doubled in his first career at-bat and went 2-for-3 in his pro debut on 6/4 vs. DSL Rangers...Hit safely in eight straight games to open up career from 6/4-6/18 while hitting .517 (15/29) with five doubles, two triples and six RBIs...After going hitless in four straight games from 6/20-6/23, he hit safely in seven of the next 11 games from 6/24-7/7 at a .279 (12/43) pace...Launched first pro homer, a three-run shot, on 6/30 @ DSL Yankees 1...Batted .182 (12/66) over 20 games in July...Rebounded to bat .306 (19/62) in August, including a 14-game stretch from 8/3-8/20 in which he batted .388 (19/49) with five doubles, one homer and 11 RBIs...Recorded at least one RBI and 10 total over six consecutive games from 8/4-8/12

## CAREER STATISTICS

YR	CLUB	AVG	G	AB	R	H	2B	3B	HR	RBI	BB	SO	SB	OBP	SLG
16	DSL Pirates (F-Rk.)	.271	56	192	27	52	15	3	2	29	27	48	2	.360	.411
17	GCL Pirates (Rk.)	.277	53	188	27	52	12	4	6	32	16	47	4	.344	.479
18	West Virginia (A-)	.231	105	385	47	89	19	4	12	50	26	100	6	.278	.395
19	Greensboro (A)	.242	61	215	33	52	13	2	14	46	18	68	6	.306	.516
	Bradenton (A+)	.243	57	202	26	49	13	1	5	27	13	54	1	.288	.391
	2019 Totals (A/A+)	.242	118	417	59	101	26	3	19	73	31	122	7	.298	.456
	MLB Totals (4 seasons)	.249	332	1182	160	294	72	14	39	184	100	317	19	.310	.432

## 15-HOME RUN SEASONS

1999.....Adam Hyzdu (24)	Yurendell De Caster (15)	Alex Dickerson (17)
.....Craig Wilson (20)	2005.....Josh Bonifay (25)	.....Stetson Allie (21)
.....Garrett Long (18)	.....Jose Bautista (23)	.....Willy Garcia (18)
.....Alex Hernandez (15)	.....Craig Stansberry (18)	.....Keon Broxton (15)
2000.....Adam Hyzdu (31)	.....Tom Evans (15)	2015.....Stetson Allie (17)
2002.....Carlos Rivera (22)	2006.....Ray Sadler (15)	2016.....Stetson Allie (16)
.....J.J. Davis (20)	2007.....Adam Boeve (17)	.....Eric Wood (16)
.....Tony Alvarez (15)	2010.....Hector Gimenez (16)	2017.....Jordan Luplow (16)
2004.....Ray Sadler (20)	.....Matt Hague (15)	.....Edwin Espinal (15)
.....Josh Bonifay (19)	2011.....Quincy Latimore (15)	2018.....Will Craig (20)
.....Brad Eldred (17)	2012.....Quincy Latimore (15)	.....Logan Hill (17)
.....Ronny Paulino (15)	2013.....Jarek Cunningham (19)	2019.....Hunter Owen (15)



## PERSONAL

**HEIGHT/WEIGHT:** 6-1/205  
**BIRTHPLACE:** Yamasa, D.R.  
**BORN:** November 7, 1999  
**ACQUIRED:** Trade - NYY (2021)

**BATS/THROWS:** Right/Right  
**RESIDES:** Santo Domingo, D.R.  
**AGE:** 21 (Turns 22 on November 7)  
**SCHOOL:** N/A

## CAREER HIGHS

**IP (START):** 7.0 5x last - 8/14/19 (CS vs. COL)  
**IP (RELIEF):** 4.2 IP - 7/20/17 (GCL vs GCLW)  
**RUNS ALLOWED:** 7, 5/13/19 (CS @ HIC)

**STRIKEOUTS:** 10, 2x, last - 8/14/19 (CS vs. COL)  
**WALKS:** 4, 6/14/19 (CS @ GVL)  
**MOST HITS:** 9, 2x, last - 6/14/19 (CS @ GVL)

## AWARDS & HONORS

South Atlantic League Pitcher of the Week (9/2/19)

## PROSPECT RANKINGS

2019 *Baseball America* No. 7/MLB.com No. 10 NYY prospect  
 2020 *Baseball America* No. 8/MLB.com No. 15 NYY prospect  
 2021 *Baseball America* No. 13/MLB.com No. 20 Pirates prospect

## CAREER HIGHLIGHTS

**CAREER TRANSACTIONS:** Signed by the New York Yankees as an international free agent on July 2, 2016...Contract selected by the New York Yankees on November 20, 2020...Traded by the Yankees on January 24, 2021 with OF Canaan Smith-Nijjba, SS Maikol Escotto, and RHP Miguel Yajure in exchange for RHP Jameson Taillon

**CURVE CUTS:** Roansy Contreras (first name pronounced "roh-AHN-see").. Was rated by Baseball America as the top pitching prospect in the Dominican Republic for the 2016 international signing period...Drew interest from several major league teams, including the Pirates, before signing with the Yankees on July 2, 2016...Lists Alex Rodriguez as his favorite athlete while growing up in the Dominican Republic... Made all three career relief appearances during his first pro season in 2017; made his last relief outing on 8/18/17.

**2020:** Did not pitch due to the COVID-19 pandemic...Was added to the Yankees' 40-man roster on 11/20/2020

**2019:** Led Yankees organization and South Atlantic League in wins while spending entire season with Charleston...Also ranked first among league leaders in WHIP (1.07), fourth in innings pitched and fifth in ERA...Tied career high (second time) with 10 strikeouts while giving up one hit in 7.0ip on 8/14 vs. Columbia...Flirted with a no-hitter on 8/14 vs Columbia, allowing just a solo home run to Shervyen Newton in the fifth inning over 7.0 IP and matching a career-high with 10 strikeouts in a 3-1 victory...Held a 5-4 record and a 4.81 ERA through 13 starts on June 23 and finished the season 7-1 with a 1.80 ERA in 11

starts...Pitched to a 1.16 ERA in 31 innings in the month of August...Earned South Atlantic League Pitcher-of-the-Week honors from 8/26-9/2 after going 2-0 with a 0.75 ERA (12.0ip/1er) in his last two starts of the season... Went 4-0 with a 1.16 ERA (31.0ip/5r/4er) in five starts during the month of August and 6-0 with a 1.32 ERA (48.0ip/8r/7er) in his final eight starts, dating back to 7/18... Was ranked by Baseball America as the No. 8 prospect in the Yankees organization and the No. 12 prospect in the South Atlantic League following the season.

**2018:** Split season between Staten Island (Yankees' A) and Charleston, going 0-2 with a 2.42 ERA (63.1ip/19r/17er) in 12 starts...Struck out a career-high 10 batters over 6.0 scoreless innings on 6/24 vs. Tri-City...Was charged with a total of two earned runs in his last four starts with Staten Island (23.2ip)... Was promoted to Charleston on 7/21 and suffered his two losses there in his first two starts on 7/23 and 7/29...Tossed 6.0 scoreless frames in his final start on 8/31...Was ranked by Baseball America as the No. 7 prospect in the Yankees organization after the season.

**2017:** Went 4-4 with a 4.02 ERA (53.2ip/37r/24er) in 14 total games (11 starts) between the DSL Yankees and the GCL Yankees East team during first professional season... Began season with the DSL Yankees before being transferred to the GCL Yankees East on 7/13...Won his first professional game while making first career relief appearance on 7/20... Went 2-0 with a 2.89 ERA (9.1ip/7r/3er) in his three relief outings at the GCL level.



## CAREER STATISTICS

YR	CLUB	W-L	ERA	G	GS	CG	SHO	SV	IP	H	R	ER	HR	BB	SO
17	2 Teams (DSL, GCL)	4-4	4.02	14	11	0	0	0	53.2	60	37	24	4	17	34
18	2 Teams (A-, A)	0-2	2.42	12	12	0	0	0	63.1	44	19	17	5	21	60
19	Charleston (A)	12-5	3.33	24	24	0	0	0	132.1	105	55	49	10	36	113
MiLB Totals (3 seasons)		16-11	3.25	50	47	0	0	0	249.1	209	111	90	19	74	207





## PERSONAL

**HEIGHT/WEIGHT:** 6-7/210  
**BIRTHPLACE:** Nizao, D.R.  
**BORN:** October 4, 1998  
**ACQUIRED:** Trade - LAD (2017)

**BATS/THROWS:** Left/Right  
**RESIDES:** Nizao, D.R.  
**AGE:** 21 (Turns 22 on October 4)  
**SCHOOL:** N/A

## CAREER HIGHS

**HITS:** 5, 7/20/17 (GL @ CR)  
**RUNS:** 3, 6x, last - 7/21/19 (BRD @ TAM)  
**HOME RUNS:** 2, 4/13/18 (WVP @ HIC)

**RBI:** 4, 4/13/18 (WVP @ HIC)  
**STOLEN BASES:** 2, 4x, last - 8/19/19 (ALT vs. HFD)  
**HITTING STREAK:** 14 games, 4/27-5/14/18

## AWARDS &amp; HONORS

South Atlantic League Player of the Month (6/2018)  
 2018 South Atlantic League Post-Season All-Star  
 2018 South Atlantic League Most Outstanding Prospect  
 Florida State League Player of the Month (7/2019)  
 2019 MiLB.com Pittsburgh Organization All-Star

## PROSPECT RANKINGS

2017 *Baseball America* No. 27/MLB.com No. 23 Dodgers prospect  
 2018 *Baseball America* No. 22/MLB.com No. 14 Pirates prospect  
 2018 *Baseball America* No. 4 South Atlantic League prospect  
 2019 *Baseball America* No. 3/MLB.com No. 4 Pirates prospect  
 2019 *Baseball America* No. 12 SS prospect  
 2019 *Baseball America* No. 79/MLB.com No. 96 overall prospect  
 2019 *Baseball America* No. 7 Florida State League prospect  
 2020 *Baseball America* No. 3/MLB.com No. 3 Pirates prospect  
 2020 *Baseball America* No. 57/MLB.com No. 64 overall prospect  
 2020 *Baseball America* No. 10 SS prospect  
 2021 *Baseball America* No. 50/MLB.com No. 64 overall prospect  
 2021 *Baseball America*/MLB.com No. 9 SS prospect

## CAREER HIGHLIGHTS

**CAREER TRANSACTIONS:** Signed by the Los Angeles Dodgers as an international free agent on July 2, 2015...Traded by the Los Angeles Dodgers with RHP Angel German to the Pittsburgh Pirates for LHP Tony Watson on July 31, 2017...Contract selected by the Pittsburgh Pirates on November 20, 2019

**CURVE CUTS:** Oneil Cruz Urena...Standing 6-foot-7 on his Double-A debut, he became the tallest position player to ever play for the Curve...Playing the season at age 20, Cruz was the 11th player to join the Curve at age 20 or younger...Stood 6-foot-1 at age 15 when he started working out for clubs...At age 16, stood 6-foot-4 and signed with the Dodgers for \$950,000...Should he reach the majors at shortstop, would be the tallest player at the position in MLB history, a title currently held by 6-foot-4 Hall of Fame inductee Cal Ripken Jr...Father, Rafael, named him after Paul O'Neil, a player he idolized...Rafael played three seasons in the Texas Rangers minor league system from 1985-87...Brother, Homer, is a pitcher in the White Sox system while youngest brother, Rafael Jr., was eligible to sign as an international free agent on July 2, 2020...Father to Oneil Cruz Jr....Rated by *Baseball America* as having the "Best Infield Arm" in the Pirates system entering the 2018-2021 seasons...Also regarded as the "Best Power Hitter" by *Baseball America* before the 2019-2021 seasons

**2020:** Spent season at the Pirates Alternate Training site in Altoona... Played winter ball in the Dominican Republic with the Gigantes del Cibao and his .245 (12-for-49) with one double, two triples and one RBI in 14 games...

**2019:** Split the season between A-Adv. Bradenton and Double-A Altoona... Missed one week with the Marauders from 4/14-22 with lower body discomfort...Landed on Bradenton's injured list with a right-foot fracture on 4/28, an injury suffered the night before in collision with a baserunner while turning a double play...Returned to the field for three rehab games with the GCL Pirates from 6/24-6/28 and went 6-for-10...Rejoined the Marauders on 6/30 and hit safely in his first six games back with three homers...Homered seven times in 35 games for the Marauders and hit .301...Between return from injured list on 6/30 until promotion to Double-A Altoona on 7/30, Cruz led Florida State League with six homers, .596 slugging percentage and ranked second with a .330 (31/94) batting average and .960 OPS...Named Florida State League Player of the Month in July after leading the circuit with six homers, .958 OPS and .596 slugging percentage while he ranked second with a .326 (29/89) batting average and knocked in 13 RBIs in 23 games...Promoted to Double-A Altoona on 7/30...Made Double-A debut on 7/30 @ TRN, entered as a replacement in a suspended game from 5/30 and went 0-for-2 before a two-double performance in the game that followed...In first game at PNC Field on 8/5 vs. RIC, connected on a game-winning, two-run single with two outs in the seventh inning, his second hit of the game to lift the Curve to a 6-5 win...Delivered five RBIs and batted .333 (8/24) over first career homestand in Altoona (seven games)...Defensively, committed at least one error (seven total) in six consecutive games from 8/7-

8/13...Broke out with a season-high four hits (4-for-5) with a triple and three singles on 8/13 @ HBG...Over 18 games from 8/2-8/21, hit .350 (21/60) with four doubles, three triples, 13 RBIs, eight walks and five multi-hit games while reaching base in 16 of 18 games to raise batting average from .133 to .307...Hit first Double-A homer, a solo blast to left-center, on 8/24 @ BOW and later doubled during a 2-for-4 night, which were his only two hits between 8/22-8/27 as average dipped to .253...Hit safely in five of last six games from 8/28-9/2 with two multi-hit games and batted .350 (7/20)...Ranked as the No. 3 Pirates prospect by *Baseball America* and MLB.com at the end of the season...Also ranked No. 58 overall by MLB.com at the end of the year...Played for Peoria Javalinas in the Arizona Fall League after the season and batted .190 (8/42) in 14 games with one RBI

**2018:** Spent the entire season with Single-A West Virginia for first full year in the Pirates organization...Finished fifth in the South Atlantic League with a .286 batting average, which also ranked eighth-best in the Pirates system...Finished tied for fifth in the Pirates organization in both home runs (14) and RBIs (59)...Homered twice on 4/13 @ HIC, a three-run blast and a solo shot...Hit .215 through April before a career-best 14-game hitting streak from 4/27-5/14 boosted his average to .274 thanks to a .330 (20/60) average over that stretch...Went 4-for-6 with three doubles on 5/10 @ HAG, his first career three-double game...Missed the cycle by a home run on 6/16 vs. DEL with a 4-for-5 performance with two triples, one double and a single in addition to 3 RBIs...Delivered first career walk-off hit on 7/6 vs. LEX with a bases-loaded single in the 10th inning to lift the Power to an 8-7 win...Led the South Atlantic League with a .444 average during that stretch and raised his average to a season-high .318...Led the league with 39 total hits, 15 extra-base hits and finished second with a .375 average during the month of June and was named South Atlantic League Player of the Month...46 extra-base hits were ninth-most in the SAL...Named South Atlantic League's Most Outstanding Prospect, the first Pirates' minor leaguer to receive the award since Andrew McCutchen with Hickory in 2006...After the season, ranked by MLB.com as Pittsburgh's No. 4 prospect & No. 3 by *Baseball America*

**2017:** Began season with Single-A Great Lakes Loons, Dodgers affiliate in the Midwest League...Made stateside debut on 4/7 vs. LAN and went 0-for-4 with an RBI...Hit first professional home run on 4/8 @ LAN, a solo shot...Set new career high with five hits on 7/20 @ CR...Traded to the Pittsburgh Pirates along with RHP Angel German for LHP Tony Watson on 7/31 in deadline deal...Assigned to Single-A West Virginia Power on 8/3...Made Pittsburgh organization debut on 8/5 vs. DEL and had three hits, including a homer, and three RBIs

**2016:** Spent entire season with the DSL Dodgers...

## CAREER STATISTICS

YR	CLUB	AVG	G	AB	R	H	2B	3B	HR	RBI	BB	SO	SB	OBP	SLG
16	DSL Dodgers 1 (F-Rk.)	.294	55	187	28	55	18	5	0	23	22	44	11	.367	.444
17	Great Lakes (A)	.240	89	342	51	82	9	1	8	36	28	110	8	.293	.342
	West Virginia (A)	.218	16	55	9	12	2	1	2	8	8	22	0	.317	.400
	2017 Totals (A)	.237	105	397	60	94	11	2	10	44	36	132	8	.297	.350
18	West Virginia (A)	.286	103	402	66	115	25	7	14	59	34	100	11	.343	.488
19	Bradenton (A+)	.301	35	136	21	41	6	1	7	16	8	38	7	.345	.515
	GCL Pirates (Rk.)	.600	3	10	0	6	1	0	0	1	1	1	1	.636	.700
	Altoona (AA)	.269	35	119	14	32	8	3	1	17	15	35	3	.346	.412
	2019 Totals (A+/Rk./AA)	.298	73	265	35	79	15	4	8	34	24	74	11	.356	.475
	MiLB Totals (4 seasons)	.274	336	1251	189	343	69	18	32	160	116	350	41	.335	.435



## PERSONAL

**HEIGHT/WEIGHT:** 5-10/181  
**BIRTHPLACE:** New York, NY  
**BORN:** July 2, 1997  
**ACQUIRED:** 15th Round (2018)

**BATS/THROWS:** Left/Right  
**RESIDES:** San Diego, CA  
**AGE:** 23 (Turns 24 on July 2)  
**SCHOOL:** University of California-Berkley

## CAREER HIGHS

**HITS:** 4 - 8/12/19 (GBO @ KAN)  
**RUNS:** 3, 6x, last - 8/22/19 (GBO @ DEL)  
**HOME RUNS:** 2, 2x, last - 8/16/19 (BRS @ BUR)

**RBI:** 5, 7/11/18 (BRS @ PUL)  
**STOLEN BASES:** 1, 11x, last - 8/13/19 (GBO @ KAN)  
**HITTING STREAK:** 8 games, 8/1-8/10/19

## AWARDS & HONORS

Appalachian League Player of the Week (7/1/18, 8/19/18)  
 2018 Appalachian League Post-Season All-Star  
 South Atlantic League Player of the Week (8/4/19)  
 South Atlantic League Player of the Month (8/2019)  
 2019 MiLB.com Pirates Organization All-Star

## CAREER HIGHLIGHTS

**CAREER TRANSACTIONS:** Drafted in the 15th round by the Pirates in the 2018 First-Year Player Draft...Signed on June 13, 2018 for a bonus of \$125,000

**CURVE CUTS:** Jonah Nathaniel Davis...Attended Francis Parker HS, where the Lancers won the 2014 CIF Championship...Hit .447 with five home runs and 19 stolen bases...Nominated for the Francis Parker HS Athletic Hall of Fame First Team All-League Performer (2014 and 2015), Team MVP (2015), Second Team All-CIF (2015), Offensive Player of the Year (2014), Second Team All-League (2013), Defensive Player of the Year in 2012 and 2013, Perfect Game Third Team Selection (2014)...Played for the PUFcaps in the summer of 2015 (Pacific Union Financial Capitalists) and hit .347 with seven home runs...Played on the Orioles, Yankees and Royals scout teams...Played on the San Diego Show travel baseball team, winning a world championship at the 2012 WWBA Nationals in Atlanta...Participated in the Perfect Game Underclassmen All-American Showcase in Ft. Myers, Florida...Was on the Honor Roll for three years of high school...Parents are Anthony Davis and Cindy Aaronson-Davis...Anthony, a composer and Jazz pianist, is a music professor at UC San Diego, while Cindy is an opera singer and voice teacher...Has a step-brother, Timothy, who lives in New York

**2020:** Did not play due to COVID-19 pandemic

**2019:** Scuffled to begin the season with Single-A Greensboro, batted .080 (4-for-50) and struck out 25 times in the month of April...Was batting .131 with 40 strikeouts in 84 at-bats on May 17 and was transferred to Extended Spring Training...Was assigned to short-season West Virginia on June 14 and went 2-for-13 with two walks and seven strikeouts in five games...Was assigned back to single-A Greensboro on June 27 and found his stride at the plate...Batted .293 with 13 doubles, one triple, 17 home runs and 38 runs batted in over the final 56 games of his season with the Grasshoppers...Finished tied for third in the South Atlantic League in home runs...Was named the South Atlantic League Player-of-the-Week for the week ending 8/4...Was named the South Atlantic League Player-of-the-Month for August; hit .318 and led the league in runs (24), total bases (70), home runs (10) and slugging percentage (.654) while finishing second in OPS (1.037)

and third in hits (34)...Began the month of August with an eight-game hitting streak from 8/1-10, which included six multi-hit games.

**2018:** Had a successful professional debut with Rookie-league Bristol, batted .306 with 15 doubles, 12 home runs and 34 RBIs in 51 games...Was named to the Appalachian League post-season All-Star team...Ranked first in the Appalachian League in slugging and extra base hits (.33) while also ranking second in doubles, third in home runs and total bases (126) and eighth in batting...Also ranked third in home runs per at bat (17.17)...Became just the second Bristol player since 1969 to collect at least six doubles, six triples and six home runs in the same season (Dan Meyer in 1972)...Was named the Appalachian League player-of-the-week for the week of 6/25-7/1 and 8/13-19...

**COLLEGE:** Batted an even .300 across three seasons with the Golden Bears in 116 games...Was named First Team All-Pac 12 following a breakout campaign as a junior, batted .321 with nine doubles, 14 home runs and 58 RBIs, ranked second on the team with a 1.053 OPS (on-base plus slugging)...Was the first Cal outfielder to be named First Team All-Pac 12 since Matt Luke in 1992 and just the sixth in program history...Ranked fifth in the conference in home runs and RBIs, seventh in on-base percentage...Was one of five Golden Bears selected in the 2018 First-Year Player Draft, joining Tanner Dodson (2nd round, 71st overall, Rays), Aaron Shortridge (4th round, 114th overall, Pirates), Tyus Greene (16th round, 444th overall, White Sox) and Joey Matulovich (20th round, 605th overall, Brewers)...

## CAREER STATISTICS

YR	CLUB	AVG	G	AB	R	H	2B	3B	HR	RBI	BB	SO	SB	OBP	SLG
18	Bristol (Rk.)	.306	51	206	46	63	15	6	12	34	27	59	6	.398	.612
19	West Virginia (A-)	.000	5	13	3	0	0	0	0	0	5	7	0	.278	.000
	Greensboro (A)	.249	80	317	49	79	15	2	19	52	33	130	5	.327	.489
	2019 Totals (A- A)	.249	85	330	52	79	15	2	19	52	38	137	5	.324	.470
	MLB Totals (2 seasons)	.265	136	536	98	142	30	8	31	86	65	196	11	.353	.524



## PERSONAL

**HEIGHT/WEIGHT:** 5-11/200  
**BIRTHPLACE:** Plano, Texas  
**BORN:** March 7, 1995  
**ACQUIRED:** 4th Round (2017)

**BATS/THROWS:** Right/Right  
**RESIDES:** Nashville, Tenn.  
**AGE:** 26  
**SCHOOL:** Vanderbilt University

## CAREER HIGHS

**HITS:** 4, 2x, last - 5/19/19 (ALT vs. HBG)  
**RUNS:** 2, 6x, last - 8/21/19 (ALT vs. HFD)  
**HOME RUNS:** 2, 2x, last - 8/21/19 (ALT vs. HFD)  
**RBI:** 5, 8/21/19 (ALT vs. HFD)  
**STOLEN BASES:** 2, 2x, last - 4/12/17 (GL @ LC)  
**HITTING STREAK:** 7 games, 2x, last - 5/22-6/7/18

## AWARDS & HONORS

2019 Eastern League Mid-Season All-Star

## CAREER HIGHLIGHTS

**CAREER TRANSACTIONS:** Drafted by the San Francisco Giants in the 11th round (335th overall) of the 2016 First-Year Player Draft out of Vanderbilt University but did not sign... Drafted by the Pittsburgh Pirates in the 4th round (118th overall) of the 2017 First-Year Player Draft out of Vanderbilt University...Signed on June 19, 2017

**CURVE CUTS:** Jason Thomas Delay...Four-year letterman at Northview High School in Duluth, Ga. and was a First-Team All-Region player from 2011-13...Can solve a Rubik's Cube... Was roommates with 2018 Curve outfielder Bryan Reynolds and 2017 Atlanta Braves first round pick Kyle Wright at Vanderbilt...Both Reynolds and Delay were drafted by the Giants in 2016, but Delay did not sign and Reynolds was traded to the Pirates in 2018 in the Andrew McCutchen trade...\$100,000 bonus

**2020:** Spent season at the Pirates Alternate Training site in Altoona...

**2019:** Spent the entire season with Double-A Altoona...Made Double-A debut on 4/6 @ AKR and went 0-for-3...Recorded first Double-A hit, an infield single, with RBI on 4/8 @ ERI... Led a 10-7 comeback win on 5/3 @ RIC with first career three-RBI game that included his first Double-A homer, a solo shot...Reached base in all five plate appearances on 5/4 @ RIC by going 4-for-4 with a walk...Set a new career-high with four RBIs on 5/10 vs. ERI that included a go-ahead, three-run homer during an 8-4, comeback win...Hit .444 (16/36) with two homers, four doubles, one triple, 12 RBIs and five walks during 11-game on-base streak from 4/17-5/12 and hit .522 (12/23) with seven extra-base hits, nine RBIs and had four multi-hit games on season-best six-game hitting streak from 5/3-5/12...Recorded second four-hit game of the season on 5/19 vs. HBG by going 4-for-4 with two doubles, two RBIs and knocked in the eventual game-winning run during eighth inning...In 16 games in May, Delay hit a season-best .339 (20/59) with 11 extra-base hits, including four homers, and 16 RBIs...Hit .489 (23/47) with four homers, six doubles, 16 RBIs, seven multi-hit games including two four-hit games and five multi-RBI games in 13-game span from 4/23-5/19 as batting average soared to .394...Batted .170 (28/165) over the remaining 48 games of the season after 5/21...In 22 games from 5/21-7/15, batted .114 (9/79) with three extra-base hits and seven RBIs...Entered All-Star Break with a .254 average, five homers, nine doubles and 25 RBIs...In the E.L. All-Star Game on 7/10 in Richmond, Delay went 1-for-2 with a single off the bench for the Western Division...First Curve catcher

to be named an Eastern League All-Star since Elias Diaz in 2014...Batted .275 (14/51) in 14 games in July...Ignited a four-run top of the ninth on 8/4 @ REA with a game-tying, two-run homer with two outs before Reading knocked off the Curve, 9-7, in 10 innings...Compiled a career day with two homers and five RBIs on 8/21 vs. HFD, his first career multi-homer game and set a new single-game career best for RBIs for third time during the season...Played for the Peoria Javelinas in the Arizona Fall League after the season and went 3-for-37 in 11 games

**2018:** Spent the entire season with A-Adv. Bradenton...Had nine multi-hit games and five multi-RBI games...Went 3-for-5 with two doubles, two RBIs and scored twice on 5/24 vs. JUP...Went on a seven-game hitting streak from 5/22-6/7 and compiled a .417 average (10/24) during that stretch... Had three multi-hit games in four-game span from 7/10-7/14, going 8-for-19 (.421)...Hit .349 (15/43) with two homers and 11 RBIs in 12 games in May...Became the starting catcher in July when Arden Pabst was promoted to Altoona... Placed on the 7-day injured list on 6/26 retroactive to 6/22 and activated on 7/5...Threw out a career-high 24 attempted base-stealers (24/64) for a career-high 38% caught-stealing rate.

**2017:** Made professional debut with Rookie-level Bristol...Recorded first professional hit in his first game on 6/23 @ JC... Hit safely in 20 of his 29 games with seven multi-hit games... Hit safely in 18 of his first 21 games, including a career-high seven-game hitting streak (11-for-29, .379 during streak) from 7/29-8/10...Promoted to short-season West Virginia Black Bears on 8/29...Threw out a combined 15 attempted base-stealers between the two levels for a 36% caught-stealing rate (15-for-42)

**COLLEGE:** In 147 career games at Vanderbilt, Delay hit .273 with 37 doubles, three homers and 85 RBIs while he threw out 69% of basestealing attempts...Majorred in Economics at Vanderbilt...Named to the 2015 Spring SEC Academic Honor Roll and 2013-2014 SEC First-Year Academic Honor Roll... Spent 2014-15 summers with the Bourne Braves of the Cape Cod League before he played in 15 games for the Co-tuit Kettleers in 2016...Became the 17th member of the 2014 Vanderbilt CWS championship team to be drafted...Hit .309 with 18 doubles and 41 RBIs in 59 games as a senior in 2017, and started a career-best 58 games that year...Became the highest drafted catcher from Vanderbilt since Scotti Madison (third round) in 1980

## CAREER STATISTICS

YR	CLUB	AVG	G	AB	R	H	2B	3B	HR	RBI	BB	SO	SB	OBP	SLG
17	Bristol (Rk.)	.252	29	107	13	27	5	0	1	12	13	13	0	.375	.327
	West Virginia (A-)	.063	5	16	3	1	1	0	0	0	0	2	0	.118	.125
	2017 Totals (Rk./A-)	.228	34	123	16	28	6	0	1	12	13	15	0	.345	.301
18	Bradenton (A+)	.247	67	219	23	54	4	1	2	21	21	51	2	.325	.301
19	Altoona (AA)	.234	67	231	22	54	12	1	8	37	13	63	1	.286	.398
	MILB Totals (3 seasons)	.237	168	573	61	136	22	2	11	70	47	129	3	.314	.340



## PERSONAL

**HEIGHT/WEIGHT:** 6-2/208

**BIRTHPLACE:** Samana, D.R.

**BORN:** December 12, 1997

**ACQUIRED:** International Free Agent (2014)

**BATS/THROWS:** Right/Right

**RESIDES:** Samana, D.R.

**AGE:** 23 (Turns 24 on December 12)

**SCHOOL:** N/A

## CAREER HIGHS

**IP (START):** N/A

**IP (RELIEF):** 2.1, 7/4/19 (GBO vs. LWD)

**RUNS ALLOWED:** 3, 7/19/19 (GBO @ AUG)

**STRIKEOUTS:** 5, 7/4/19 (GBO vs. LWD)

**WALKS:** 2, 8/16/19 (GBO vs. AUG)

**MOST HITS:** 3, 2x, last - 8/21/19 (GBO @ DEL)

## AWARDS & HONORS

2019 MiLB.com Pittsburgh Organization All-Star

## CAREER HIGHLIGHTS

**CAREER TRANSACTIONS:** Signed by the Pittsburgh Pirates as an international free agent on July 2, 2014

**CURVE CUTS:** Yerry Paulino De Los Santos... First name is pronounced "Yairy"... Signed by Pirates at age 16 by scouts Rene Gayo and Juan Mercado... Same birthplace as major leaguers Hanley Ramirez, Fernando Rodney, Willy Peralta and Yordano Ventura... Lists Yordano Ventura as his favorite player...

**2020:** Did not play as a result of COVID-19 pandemic

**2019:** Spent the entire season with Single-A Greensboro... Among pitchers in the Pirates system with at least 50 innings, led the organization in ERA (1.44), K/9 (13.14), K% (38%), K-BB% (31.8%) and WHIP (0.88) and ranked second with 13

saves... Led South Atlantic League in ERA, K/9, K% and K-BB% among pitchers with at least 50 innings... Finished tied for third in SAL in saves... Pitched a scoreless inning in season debut on 5/6 vs. WV... Earned first career save on 5/15 vs. DEL after pitching a scoreless frame... Opened the season with a 7.2-inning scoreless streak across seven outings from 5/6-5/24... Had a streak of 5.1 innings without allowing a hit between 5/10-5/27... Posted a scoreless streak of 8.2 innings across seven outings between 6/6-6/28... Struck out a season-high five in 2.1 innings on 7/4 vs. LWD... Went more than a month without allowing a run between 7/19-8/21... Scoreless streak ran for 11 appearances and 15 innings... Did not allow a run in 32 of 37 appearances on the season... Held opponents to a .183 batting average... Did not allow an earned run in 24.1 innings at home

**2018:** Pitched at three levels during the season... Pitched for the first time with DSL Pirates on 7/13 vs. DSL Red Sox 2 and struck out the side in a perfect inning... Pitched season-high three perfect innings on 7/31 vs. DSL Red Sox... Did not allow an earned run in five of seven appearances with DSL Pirates... Assigned to GCL Pirates on 8/8... Made debut in United States on 8/13 vs. GCL Tigers West and pitched a scoreless inning... Tossed two scoreless frames on 8/16 vs. GCL Tigers East... Promoted to Rookie-level Bristol Pirates on 8/21... Allowed one unearned run in two innings in debut on 8/22 @ KNG... Struck out season-high five in two innings on 8/25 vs. ELZ... Held opponents to .191 batting average in 18.1 total innings on the season

**2017:** Pitched with DSL Pirates after rehabbing from Tommy John surgery... Used as a reliever for first time in career... First outing was on 6/17 vs. DSL Dodgers and pitched a scoreless inning... Tossed season-high three scoreless frames on 6/1 vs. DSL Astros... Did not allow an earned run in four of five outings

**2016:** Did not pitch... Recovering from Tommy John surgery

**2015:** Spent the season with DSL Pirates... Used exclusively as a starter... Made professional debut on 6/3 @ DSL Mets and allowed two runs in five innings and took the loss... Earned first professional win on 6/9 @ DSL Braves... Allowed one run in five innings on 7/2 vs. DSL Tigers... Pitched four scoreless innings on 7/21 @ DSL Rangers... Allowed career-high 10 hits and seven runs on 8/13 vs. DSL Braves

## CAREER STATISTICS

YR	CLUB	W-L	ERA	G	GS	CG	SHO	SV	IP	H	R	ER	HR	BB	SO
15	DSL Pirates (F-Rk.)	1-5	4.73	14	14	0	0	0	59.0	82	41	31	1	17	28
16					DID NOT PLAY - INJURED										
17	DSL Pirates (F-Rk.)	1-0	1.04	5	0	0	0	0	8.2	7	3	1	0	3	4
18	DSL Pirates 1 (F-Rk.)	0-0	2.89	7	0	0	0	0	9.1	7	5	3	0	4	13
	GCL Pirates (Rk.)	0-0	0.00	2	0	0	0	0	3.0	1	0	0	0	1	1
	Bristol (Rk.)	0-0	3.00	3	0	0	0	0	6.0	5	3	2	0	3	10
	2018 Totals (F-Rk./Rk.)	0-0	2.45	12	0	0	0	0	18.1	13	8	5	0	8	24
19	Greensboro (A)	4-2	1.44	37	0	0	0	13	50.0	32	9	8	3	12	73
	<b>MiLB Totals (4 seasons)</b>	<b>6-7</b>	<b>2.98</b>	<b>68</b>	<b>14</b>	<b>0</b>	<b>0</b>	<b>13</b>	<b>136.0</b>	<b>134</b>	<b>61</b>	<b>45</b>	<b>4</b>	<b>40</b>	<b>129</b>





## PERSONAL

**HEIGHT/WEIGHT:** 6-2/203  
**BIRTHPLACE:** Perth, Western Australia  
**BORN:** October 6, 1995  
**ACQUIRED:** 21st Round (2017)

**BATS/THROWS:** Right/Right  
**RESIDES:** Scarborough, Western Australia  
**AGE:** 25 (Turns 26 on October 6)  
**SCHOOL:** University of Missouri

## CAREER HIGHS

**HITS:** 4, 5/3/19 (BRD vs. LAK)  
**RUNS:** 3, 8/20/18 (WVP vs. CSC)  
**HOME RUNS:** 1, several

**RBI:** 4, 2x, last - 5/16/19 (BRD vs. FTM)  
**STOLEN BASES:** 2, 6/3/19 (BRD @ DBT)  
**HITTING STREAK:** 10 games, 5/25-6/4/19

## AWARDS & HONORS

2019 Florida State League Mid-Season All-Star

## CAREER HIGHLIGHTS

**CAREER TRANSACTIONS:** Drafted by the Pittsburgh Pirates in the 21st round (628th overall) in the 2017 First-Year Player Draft out of the University of Missouri...Signed on June 21, 2017

**CURVE CUTS:** Robert David Glendinning...Seventh Australian-born player to appear in a game for the Curve...Member of the Australia national baseball team...Played three seasons for the Perth Heat of the Australian Baseball League during the 2017-19 offseasons...Named 2018 Australian Baseball League Rookie of the Year after hitting .364, fourth in the ABL, .467 on-base percentage, second-best in the league, three homers and 25 RBIs...In 2019, led the ABL with 12 doubles and 52 hits while ranking among the top 10 with a .335 batting average (sixth), seven homers (sixth), 31 RBIs (fourth), 30 runs (fourth), 19 extra-base hits (third), .548 slugging percentage (eighth) and .953 OPS (ninth)...Owns a career .343 batting average in 89 games in ABL action with 13 homers, 73 RBIs and 27 doubles...Older brother, Cameron, played college baseball at Western Texas College and the University of New Orleans...Attended Carine Senior High School in Western Australia...In Minor League career, he's made 93 starts at shortstop, 52 at third base and 33 at second base

**2020:** Did not play as a result of COVID-19 pandemic

**2019:** Member of Altoona's Opening Day roster to start first full professional season...Finished third in the Pirates organization with a .298 batting average between A-Adv. Bradenton and Double-A Altoona...Finished top 10 in the Pirates system with career-bests in homers (13; 10th), RBIs (57; 10th), on-base percentage (.368; 4th), slugging percentage (.488; 2nd), OPS (.856; 2nd) and batting average with balls in play (.407; 3rd)...Also set new career-highs with 103 hits, 38 walks, 23 doubles, eight stolen bases and 115 strikeouts...Made Double-A debut on 4/4 @ AKR and went 2-for-3 with two singles and a stolen base off the bench on Opening Night...Made first Double-A start on 4/6 @ AKR and delivered a two-out, RBI single in the fifth inning during a 2-0 Curve win...Hit first Double-A homer, a solo shot to right, on 4/9 @ ERI...Batted .385 over first five games and hit .300 over first 10 games...Assigned to A-Adv. Bradenton on 4/18 and played 43 games with the Marauders...Set a career best with four RBIs on 4/19 vs. JUP with a solo homer during the sixth inning and a three-run triple in the seventh...Hit first career grand slam on 5/16 vs. FTM to tie the game at 7-7 in the fifth inning...Hit safely in 10 straight games from 5/25-6/4, the longest hitting streak of his pro career, and batted .488 (14/36) with a pair of homers, five RBIs and three doubles...Promoted to Double-A Altoona on 6/13...At time of promotion, he led the Florida State League in batting average (.340), slugging percentage (.599)

and OPS (.992) while ranked second in on-base percentage (.393), third in extra-base hits (25) and fourth in homers (8) and doubles (16)...Homered in first game back with the Curve on 6/14 @ BNG during a 2-for-4 night and a 6-2 victory...Batted .400 (16/40) and knocked in 11 RBIs, the most in the E.L. over this period, in 10 games from 6/19-6/29 (1) while batting average topped out at .348...Connected on first career walk-off hit, a two-run double in the 10th to finish a 6-5 comeback win on 7/4 vs. ERI, the first walk-off win on Independence Day in Curve history...Hit .333 (23/69) with 18 RBIs (fourth-most in E.L.), nine extra-base hits and seven multi-hit games over his first 19 games following his promotion from 6/14-7/4...Went 0-for-21 over six games between 7/18-7/23 (1) as average dropped to season-low .259...25 RBIs in 39 games from his promotion on 6/14 through 7/27 ranked tied for third in the Eastern League...Sprained ankle on 8/7 vs. RIC after he started to run toward first on a dropped third strike in the seventh inning...Placed on the 7-day injured list with a right ankle sprain on 8/8 and missed the remainder of the season...Hit .198 (18/91) with two homers, nine RBIs and 34 strikeouts over last 29 games of the season from 7/7...Led Altoona with a .393 batting average with runners in scoring position

**2018:** Started the season with short-season West Virginia Black Bears...Hit .194 (6/31) over first nine games...Hit .300 (12/40) over final 12 games with Black Bears with six doubles and eight RBIs...Promoted to Single-A West Virginia on 7/19...Compiled first three-hit game on 7/27 vs. ASH...Smacked first professional homer on 7/29 vs. ASH...Hit .333 (11/33) over first 10 games with three multi-hit games...Went 3-for-3 with a double, three RBIs and a walk on 8/9 @ GBO (2)...Over 13 games from 8/9 (2)-8/28, batted .364 (16/44) with 11 RBIs

**2017:** Spent pro debut season with the short-season West Virginia Black Bears...Made professional debut at shortstop on 7/11 @ HV...Collected first pro hit, a double, in third game on 7/14 vs. SI

**COLLEGE:** Started college career at Northern Iowa Area Community College and helped school reach NJCAA World Series both seasons...Left school as career record holder in hits (195), RBI (141), homers (33), doubles (42) and at-bats (500) while hitting .390...As a freshman in 2015, set new single-season records for hits (107), runs (75) and doubles (27)...As a sophomore, set single-season records in home runs (20), RBIs (68) and runs (61)...Appeared in two games with the Wareham Gateman in the Cape Cod League and became the first NI-ACC player to participate in the prestigious summer league...Played junior season at the University of Missouri and batted .274 with seven homers, 30 RBIs and 22 extra-base hits

## CAREER STATISTICS

YR	CLUB	AVG	G	AB	R	H	2B	3B	HR	RBI	BB	SO	SB	OBP	SLG
17	West Virginia (A-)	.198	29	96	10	19	3	0	0	6	17	41	2	.342	.229
18	West Virginia (A-)	.250	25	84	14	21	8	1	0	11	13	28	1	.364	.369
	West Virginia (A-)	.282	34	110	16	31	4	1	2	18	13	28	1	.358	.391
	2018 Totals (A-/A-)	.268	59	194	30	52	12	2	2	29	26	56	2	.360	.381
19	Bradenton (A+)	.340	43	162	22	55	16	1	8	26	14	50	6	.393	.599
	Altoona (AA)	.261	58	184	21	48	7	1	5	31	24	65	2	.346	.391
	2019 Totals (A+/AA)	.298	101	346	43	103	23	2	13	57	38	115	8	.368	.488
	MiLB Totals (3 seasons)	.274	189	636	83	174	38	4	15	92	81	212	12	.361	.417



## PERSONAL

**HEIGHT/WEIGHT:** 5-9/195  
**BIRTHPLACE:** Vail, AZ  
**BORN:** May 27, 1999  
**ACQUIRED:** 1st Round (7th Overall, 2020)

**BATS/THROWS:** Right/Right  
**RESIDES:** Vail, AZ  
**AGE:** 21 (Turns 22 on May 27)  
**SCHOOL:** New Mexico State Univ.

## CAREER HIGHS

**HITS:** N/A  
**RUNS:** N/A  
**HOME RUNS:** N/A

**RBI:** N/A  
**STOLEN BASES:** N/A  
**HITTING STREAK:** N/A

## PROSPECT RANKINGS

2021 *Baseball America* No. 51/MLB.com No. 37 overall prospect

2021 *Baseball America* No. 3/MLB.com No. 1 2B prospect

2021 *Baseball America* No. 3/MLB.com No. 2 Pirates prospect

## CAREER HIGHLIGHTS

**CAREER TRANSACTIONS:** Drafted by the Pittsburgh Pirates in the 1st round (7th overall) of the 2020 First-Year Player Draft out of New Mexico State University...Signed on June 24, 2020

**CURVE CUTS:** Nicholas. Joseph Gonzales...Played on the varsity team at Cienega High School in Vail, AZ, where he hit .543 with nine doubles, three triples and four home runs as a senior...His older brother, Daniel, was a star linebacker and captain at the U.S. Naval Academy from 2013-16 and is now a first lieutenant in the U.S. Marines...Was rated by *Baseball America* as the "Best Hitter for Average" in Pittsburgh's minor league system entering 2021...Was listed as the No. 5 overall draft prospect by both MLB Pipeline and *Baseball America* before the Pirates selected him seventh overall out of New Mexico State University...Was rated by *Baseball America* as the third-best "Hitter" and as having the fourth-best "Strike Zone Judgment" among college position players in the 2020 draft...Signed by Pirates scout Derrick Van Dusen for the full slot value: \$5,432,400

**2020:** Was a member of the taxi squad at the alternate training site in Altoona...Was listed by MLB.com as the "Best Hitter" in the Pirates minor league system following the season.

**COLLEGE:** Was named the Collegiate Baseball Newspaper National Player-of-the-Year for 2020 and a first-team All-American by Collegiate Baseball after hitting .448 (26-for-58) with three doubles, one triple, 12 home runs and 36 RBI in 16 games for New Mexico State University...Became the highest draft pick in New Mexico State history, surpassing infielder Joey Ortiz' fourth round selection

(108th overall) in 2019 by Baltimore...Became the 66th New Mexico State player to be selected in the draft and the 13th since 2010...Owned a nation-best on-base streak of 82 consecutive games at the time the 2020 season was suspended...Was also named the WAC Preseason Player of the Year...Ranked first in the NCAA in 2020 in home runs (12), runs scored (28), RBI (36) and total bases (67)...Led the nation in batting average (.432) while being named an All-American by six different publications in 2019...Was a 2019 semifinalist for the Golden Spikes Award (nation's best amateur player) while being ranked as the top second baseman in the country by D1Baseball...Collected All-American honors from six different publications in 2019 (D1Baseball, *Baseball America*, National Collegiate Baseball Writers Association, Perfect Game, Collegiate Baseball Newspaper and ABCA/ Rawlings)...Was a 2019 finalist for the Bobby Bragan Collegiate Slugger Award (best hitter in college baseball)...Hit .432 in 2019; the fifth-best single-season mark in New Mexico State history; also scored the fifth-most runs (80) in a single season in New Mexico State history...Was named the MVP of the Cape Cod League in 2019 after hitting .351 (54-for-154) with 14 doubles, four triples, seven home runs and 33 RBI in 42 games...Was named the Western Athletic Conference Freshman-of-the-Year in 2018 and an all-WAC first-team selection while leading New Mexico State with a .347 average that season (became the first player to earn WAC Freshman-of-the-Year honors at New Mexico State since the school joined the conference)...Led New Mexico State and the WAC with a .596 slugging percentage while being recognized as a Collegiate Baseball Freshman All-American in 2018...Began his career at New Mexico State as a walk-on.



Gonzalez, Pittsburgh's first round selection in the 2020 First-Year Player Draft, got his first taste of professional baseball at the Pirates Alternate Training Site in Altoona. (Rob Lynn)

## CAREER STATISTICS

YR	CLUB	AVG	G	AB	R	H	2B	3B	HR	RBI	BB	SO	SB	OBP	SLG
20															
--- No minor league season due to COVID-19 ---															
MiLB Totals (1 season)		.000	0	0	0	0	0	0	0	0	0	0	0	.000	.000



## PERSONAL

**HEIGHT/WEIGHT:** 6-2/195  
**BIRTHPLACE:** Honolulu, HI  
**BORN:** March 2, 1997  
**ACQUIRED:** 35th Round (2018)

**BATS/THROWS:** Right/Right  
**RESIDES:** Sisters, OR  
**AGE:** 24  
**SCHOOL:** Washington State University

## CAREER HIGHS

**HITS:** 3, 2x, last - 7/21/19 (GBO @ AUG)  
**RUNS:** 3 - 7/6/18 (GCL vs. GCL Tigers W)  
**HOME RUNS:** 2 - 7/6/18 (vs. GCL Tigers W)

**RBI:** 4 - 7/6/18 (GCL vs. GCL Tigers W)  
**STOLEN BASES:** 2, 5/21/19 (GBO @ WVP)  
**HITTING STREAK:** 6 games, 7/5-7/17/19

## CAREER HIGHLIGHTS

**CAREER TRANSACTIONS:** Drafted by the San Diego Padres in the 18th Round in the 2015 First-Year Player Draft out of Sisters High School in Sister, ORE and did not sign... Drafted by the Pirates in the 35th round (1044th pick) in the 2018 First-Year Player Draft out of Washington State University... Signed on June 14, 2018

**CURVE CUTS:** Justin Thomas Hi'ilani (Justin) Harrer... Signed by Max Kwan... His parents, Thomas and Janice, played professional beach volleyball... Mom, Janice played volleyball at UC Irvine... Sister, Hannah plays volleyball at Cal Poly Pomona Attended Sisters High School in Sisters, Ore... Four-year letterwinner for coach Steve Hodges... Earned All-State first-team honors as a sophomore and second-team honors as a junior... Was named Sisters High School's Athlete of the Year as a sophomore... As a senior, named 4A State Player of the Year and Sky-Em Player of the Year after hitting .557 with 12 home runs, 13 doubles and 62 RBI... Named to Perfect Game All-American West honorable mention... Also lettered four times in soccer and three times in basketball... Was a three-time all-league selecting in soccer including the Sky-Em Player of the Year as a junior and senior... Named to All-Sky-Em Second Team as a junior and senior... Played summer ball for Team Northwest... Selected to play in the USA Baseball Nation Identification Series.

**2020:** Did not play as a result of COVID-19 pandemic

**2019:** Began the season in Extended Spring Training before joining Greensboro on May 18... Played in 71 games and batted .231 with 14 doubles, one triple, six home runs and 21 RBI in 229 at-bats... Walked 25 times and struck out 67 times... Was 7-for-8 in stolen base attempts... Recorded a career-best six-game hit streak from July 5-17 going 9-for-21 (.428) with one double, two RBI and six runs scored; streak raised his batting average from .188 to .225... Batted .308/.410/.577 with five doubles and three home runs in the month of July... Homered in back-to-back games for the first time as a pro on July 21 and 24... Recorded three straight two-hit games from August 1-4 accumulating three doubles, five runs scored and three runs batted in...

**2018:** Served as the primary centerfielder for the GCL Pirates batting .183/.331/.394 with three doubles, two triples, five home runs and struck out 39 times in 33 games played... Recorded his first career multi-homerun game on July 6 vs GCL Tigers West, also set a career-high with three runs scored... Appeared in two games with High-A Bradenton, going 1-for-5 with two strikeouts from August 14-19...

**COLLEGE:** Three-year letterwinner at Washington State University... appeared in 137 games, 128 as a starter... hit .258 with 120 hits, 26 doubles, two triples, 17 home runs, 70 RBI and 10 stolen bases... named All-Pac-12 Conference honorable mention as a sophomore... As a Junior started all 49 games appeared in... made nine starts at

second base, 37 in left field and three at designated hitter... led team with 11 home runs and was second with 30 RBI... hit .253 with six doubles, one triple, 30 runs scored and three stolen bases... tied for ninth in Pac-12 Conference with 11 home runs, the most by a Cougar since Taylor Ard in 2012... second on team with eight multiple-RBI games... recorded 12 multiple-hit games... Earned All-Pac-12 Conference Honorable Mention as a sophomore after he appeared in 47 games, 45 as a starter... led team with five home runs and 17 doubles, tied for fifth in the Pac-12... tied for second on team with 32 RBI and tied for third on team with 28 runs scored... hit .298 with team-best .509 slugging percentage... also stole two bases... tied for team lead with 17 multiple-hit games and tied for second on team with eight multiple-RBI games...



## CAREER STATISTICS

YR	CLUB	AVG	G	AB	R	H	2B	3B	HR	RBI	BB	SO	SB	OBP	SLG
18	GCL Pirates (Rk.)	.183	33	104	19	19	3	2	5	18	16	39	2	.183	.394
	Bradenton (A+)	.200	2	5	0	1	0	0	0	0	0	2	0	.200	.200
	2018 Totals (Rk./A+)	.183	35	109	19	20	3	2	5	18	16	39	2	.326	.385
19	Greensboro (A)	.231	71	229	36	53	14	1	6	21	25	67	7	.326	.380
	MiLB Totals (2 seasons)	.216	106	338	55	73	17	3	11	39	41	108	9	.326	.382





## PERSONAL

**HEIGHT/WEIGHT:** 6-0/210  
**BIRTHPLACE:** Maturin, Venezuela  
**BORN:** December 20, 1995  
**ACQUIRED:** International Free Agent (2014)

**BATS/THROWS:** Right/Right  
**RESIDES:** Maturin, Venezuela  
**AGE:** 25 (Turns 26 on December 20)  
**SCHOOL:** N/A

## CAREER HIGHS

**HITS:** 3, 13x, last - 8/8/19 (BRD vs. DUN)  
**RUNS:** 2, several  
**HOME RUNS:** 1, 4x, last - 7/30/18 (WVP @ COL)

**RBI:** 4, 2x, 7/22/16 (GCL PIR @ GCL YAW)  
**STOLEN BASES:** 1, several  
**HITTING STREAK:** 8 games, 6/6-6/20/19

## CAREER HIGHLIGHTS

**CAREER TRANSACTIONS:** Signed by the Pittsburgh Pirates as an international free agent on July 2, 2014

**CURVE CUTS:** Raul Antonio Hernandez...Signed at age 18 by Rene Gayo, Rodolfo Petit and Jhoan Hidalgo

**2020:** Did not play as a result of COVID-19 pandemic

**2019:** Spent the entire season with A-Adv. Bradenton...On Opening Day, 4/4 @ STL, entered the game as a defensive replacement for Elias Diaz catching on a rehab assignment...Started the next day and went 1-for-4...Hit safely in five straight starts from 4/5-4/12...Tied a career-high with a three-hit day on 4/16 @ TAM and collected a pair of doubles...Played the first of six games, all in the month of June, at first base on 6/3 @ DBT...Recorded a career-best eight-game hitting streak from 6/6-6/20 and batted .414 (12/29) with three doubles...Hit .271 (38/140) over his last 42 games played

debut on 4/25 vs. ROM and went 0-for-3...Landed on the 7-day injured list with a hamstring injury on 5/27...Rehabbed for two games with the GCL Pirates...Activated in West Virginia on 7/6...Excelled at the plate after returning to the Power and hit .346 (47/136) over his last 39 games with one home run, 18 RBIs, 10 doubles and 15 multi-hit games...Started first career game at first base on 8/19 vs. CSC...Positioned at first in each of the last seven games played...At catcher, threw out 50% of base-stealing attempts (14/28)

**2017:** Hamstring injury delayed the start of his season until late June...Made season debut with the GCL Pirates on 6/26...Assigned to Rookie-level Bristol on 6/28 and hit safely in five of six games played...Moved to short-season West Virginia Black Bears on 7/15...Stroked three hits, including a double in New York-Penn League debut on 7/16 vs. SC...Added a second three-hit game in third game on 7/23 vs. BAT...Assigned to Single-A West Virginia Power on 8/29

**2016:** Spent first season in the U.S. with three different clubs, mostly the GCL Pirates...Made stateside debut on 6/24 @ GCL Tigers and went 1-for-4 with an RBI...Filled in at catcher for A-Adv. Bradenton on 7/2 vs. CHA and went 0-for-3 with a walk...Returned to GCL squad...Smacked first professional homer on 7/14 @ GCL Yankees East with a sixth-inning, two-run blast...Notched at least one RBI in eight consecutive games from 7/12-7/22 for a total of 12 RBIs...Matched a career-high four RBIs to close an eight-game RBI streak with the help of a three-run homer in the sixth inning on 7/22 @ GCL Yankees West...Moved up to Single-A West Virginia Power on 8/10...Doubled in his first South Atlantic League at-bat on 8/11 vs. DEL

**2015:** Spent debut season with DSL Pirates...Made pro debut on 6/2 vs. DSL Mets...Recorded at least one hit in each of his first six games from 6/2-6/17 and batted .500 (9/18) with three doubles...Continued to hit steadily into July and held a .339 average with eight doubles through 7/8...Went 0-for-18 over five games from 7/9-7/16 but bounced back with a 3-for-4 day on 7/21 @ DSL Rangers...Knocked in a season-best four RBIs with three hits on 7/28 vs. DSL Brewers...Batted .389 (14/36) over his final 10 games from 8/3-8/19...Threw out 46% (31/67) of runners on base-stealing attempts



from 6/6-8/28 and boosted average from .217 to .247...Threw out 19 of 45 base-stealing attempts, a 42% rate

**2018:** Started the season in Extended Spring Training...Added to Single-A West Virginia's roster on 4/25...Made season

## CAREER STATISTICS

YR	CLUB	AVG	G	AB	R	H	2B	3B	HR	RBI	BB	SO	SB	OBP	SLG
15	DSL Pirates (F-Rk.)	.304	41	148	19	45	11	1	0	19	8	15	2	.350	.392
16	GCL Pirates (Rk.)	.222	25	90	13	20	2	0	3	16	10	11	4	.314	.344
	West Virginia (A)	.150	11	40	1	6	3	0	0	5	0	5	0	.150	.225
	Bradenton (A+)	.000	1	3	0	0	0	0	0	0	1	0	0	.250	.000
	2016 Totals (Rk./A/A+)	.195	37	133	14	26	5	0	3	21	11	16	4	.267	.301
17	GCL Pirates (Rk.)	.000	1	2	0	0	0	0	0	0	0	1	0	.000	.000
	Bristol (Rk.)	.192	6	26	3	5	1	1	0	6	0	4	0	.185	.308
	West Virginia (A-)	.259	18	58	5	15	2	1	0	3	2	11	1	.297	.328
	West Virginia (A)	.188	5	16	0	3	0	0	0	1	1	3	0	.235	.188
	2017 Totals (Rk./A/A-)	.225	30	102	8	23	3	2	0	10	3	19	1	.255	.294
18	West Virginia (A)	.325	47	160	20	52	12	0	1	22	11	33	2	.374	.419
	GCL Pirates (Rk.)	.333	2	9	1	3	0	0	0	1	0	3	0	.333	.333
	2018 Totals (A/Rk.)	.325	49	169	21	55	12	0	1	23	11	36	2	.372	.414
19	Bradenton (A+)	.247	76	255	26	63	14	0	0	19	14	51	1	.296	.302
	MLB Totals (5 seasons)	.263	233	807	88	212	45	3	4	92	47	137	10	.312	.341





## PERSONAL

**HEIGHT/WEIGHT:** 6-2/206  
**BIRTHPLACE:** Shrewsbury, N.J.  
**BORN:** March 11, 1995  
**ACQUIRED:** 33rd Round (2018)

**BATS/THROWS:** Left/Left  
**RESIDES:** Shrewsbury, N.J.  
**AGE:** 26  
**SCHOOL:** Manhattan College

## CAREER HIGHS

**IP (START):** 4.0, 6/29/19 (BRD @ FTM)  
**IP (RELIEF):** 4.0, 6/20/19 (BRD vs. TAM)  
**RUNS ALLOWED:** 5, 6/24/18 (BRS vs. ELZ)

**STRIKEOUTS:** 5, 6/20/19 (BRD vs. TAM)  
**WALKS:** 4, 8/3/19 (BRD @ DUN)  
**MOST HITS:** 5, 2x, last - 9/2/18 (WVBB vs. MV)

## CAREER HIGHLIGHTS

**CAREER TRANSACTIONS:** Drafted by the Pittsburgh Pirates in the 33rd round (984th overall) of the 2018 First-Year Player Draft out of Manhattan College...Signed on June 13, 2018

**CURVE CUTS:** Joseph August Jacques...First member of the Pirates' 2018 draft class to reach Double-A when he was promoted to Altoona on 8/31...Attended high school at Red Bank Regional High School in Little Silver, N.J. and was a four-year starter on the baseball team...Went 6-2 with a 1.50 ERA as a senior and also played first base during high school career...Also played football and basketball at Red Bank...Signed for \$2,000

**2020:** Did not play as a result of COVID-19 pandemic

**2019:** Began first full pro season with Single-A Greensboro...Promoted to A-Adv. Bradenton on 5/29...Earned first professional win on 6/3 @ DBT, second A-Adv. outing, with three scoreless innings and four strikeouts...Set a career-high with four innings pitched on 6/20 vs. TAM, struck out a career-best five batters and did not allow a run...Made two spot starts on 6/29 @ FTM (0 R/3 IP) and 7/9 @ LAK (3 R/4 IP)...Earned winning decision in Bradenton's final game of the season on 8/29 vs. PMB before Hurricane Dorian canceled the remainder of the season...First member of the Pirates' 2018 draft class to reach Double-A when he was promoted to Altoona on 8/31...Made Double-A debut in Curve season finale on 9/2 @ HBG and pitched around two walks and a single for a scoreless seventh inning...Held lefty batters to a .185 average over three levels

**2018:** Spent most of the season with Rookie-level Bristol...Made professional debut on 6/21 @ GRN with a scoreless inning that included one strikeout and one walk...Tagged for five runs in 0.2 innings on 6/24 vs. ELZ and surrendered four over two innings on 7/8 vs. PRN to boost ERA to 17.47...Compiled scoreless outings in nine of last 12 games with Bristol from 7/12-8/24 to trim ERA to 6.33 thanks to a 2.30 ERA (4 ER/15.2 IP)...Promoted to short-season West Virginia Black Bears on 8/29...Made one outing for the Black Bears on 9/2 vs. MV and allowed three runs over three innings of relief

**COLLEGE:** Earned a role with the Jaspers as a walk-on at Manhattan College...Played five seasons and finished career eighth in program history with 209 strikeouts and 10th with 256.2 innings pitched... 17th player in Manhattan program history to be drafted... Compiled 12-19 record with 4.07 ERA in 70 games, including 39 starts...Finished junior season on a roll by going 5-0 with a 0.79 ERA and 27 strikeouts in 34.1 innings...Named to MAAC All-Tournament Team after a complete-game win and yielded one unearned run in lone tournament start...Pitched for the Vermont Mountaineers of the New England Collegiate Baseball League in 2016 and excelled with a 1.59 ERA over six outings...Appeared in seven games and went 0-6 before missing most of the season and received a redshirt in 2017...Returned to the mound in 2018 and pitched to a 2.61 ERA over nine outings with 38 strikeouts in 38 innings



## CAREER STATISTICS

YR	CLUB	W-L	ERA	G	GS	CG	SHO	SV	IP	H	R	ER	HR	BB	SO
18	Bristol (Rk.)	0-2	6.33	17	0	0	0	1	21.1	19	19	15	1	19	19
	West Virginia (A-)	0-0	9.00	1	0	0	0	0	3.0	5	3	3	0	1	1
	2018 Totals (Rk./A-)	0-2	6.66	18	0	0	0	1	24.1	24	22	18	1	20	20
19	Greensboro (A)	0-1	2.96	14	0	0	0	0	24.1	15	9	8	2	15	20
	Bradenton (A+)	4-3	2.41	20	2	0	0	1	41.0	32	13	11	1	16	39
	Altoona (AA)	0-0	0.00	1	0	0	0	0	1.0	1	0	0	0	2	0
	2019 Totals (A/A+/AA)	4-4	2.58	35	2	0	0	1	66.1	48	22	19	3	33	59
	MiLB Totals (2 seasons)	4-6	3.67	53	2	0	0	2	90.2	72	44	37	4	53	79



## PERSONAL

**HEIGHT/WEIGHT:** 6-2/192  
**BIRTHPLACE:** Brush Creek, Tenn.  
**BORN:** November 13, 1998  
**ACQUIRED:** 2nd Round (2017)

**BATS/THROWS:** Right/Right  
**RESIDES:** Brush Creek, Tenn.  
**AGE:** 22 (Turns 23 on November 13)  
**SCHOOL:** DeKalb County (Tenn.) High School

## CAREER HIGHS

**IP (START):** 7.0, 8/16/18 (BRS @ BUR)  
**IP (RELIEF):** N/A  
**RUNS ALLOWED:** 9, 8/22/18 (BRS @ KNG)

**STRIKEOUTS:** 9, 7/11/18 (BRS @ PUL)  
**WALKS:** 4, 8/3/18 (BRS @ KNG)  
**MOST HITS:** 8, 4x, last - 7/13/19 (GB0 vs. WVP)

## PROSPECT RANKINGS

2018 *Baseball America* No. 11/MLB.com No. 15 Pirates prospect

2019 *Baseball America* No. 13/MLB.com No. 13 Pirates prospect

2020 MLB.com No. 17 Pirates prospect

## CAREER HIGHLIGHTS

**CAREER TRANSACTIONS:** Drafted by the Pittsburgh Pirates in the second round (42nd overall) of the 2017 First-Year Player Draft out of DeKalb County (Tenn.) High School... Signed on June 22, 2017

**CURVE CUTS:** Steven Donald Jennings...Attended DeKalb County (Tenn.) High School...Went 5-2 with a 0.54 ERA as a senior...Named Rawlings-Perfect Game Honorable Mention All-American and Southeast All-Region First Team...Also played quarterback at DeKalb...Named 4-3A Offensive MVP in 2015 after throwing for 2,131 yards and 19 touchdowns while also rushing for 908 yards...Started every game for DeKalb County varsity football team beginning freshman year until tearing his ACL five games into his senior year...Committed to pitch and play shortstop for the University of Mississippi before signing with Pirates for \$1,900,000

**2020:** Did not play as a result of COVID-19 pandemic

**2019:** Spent the entire season with Single-A Greensboro... Tied for the South Atlantic League lead with 27 starts, ranked eighth with 130 innings pitched, 10th with a 4.82 ERA and fifth with a .260 batting average against...Posted 7.90 ERA (12 ER/13.2 IP) in 13.2 innings over first three starts from 4/4-4/15...Allowed two runs in five innings and earned first win of the season on 4/20 vs. DEL...Tossed five scoreless innings on 5/8 @ DEL...Allowed season-high seven runs in three innings on 5/19 vs. LWD...Tied season-high pitching six innings without allowing an earned run on 6/4 vs. CSC...Pitched six innings and allowed one run in win on 6/14 @ KAN...Posted a 2.08 ERA (5 ER/21.2 IP) in four starts in June...Went 0-2 with a 5.20 ERA (16 ER/27.2 IP) in six starts in July...Posted a 0.60 ERA (1 ER/15 IP) over a three-start span from 8/16-8/27... Pitched exactly five innings in final eight starts of the season and 14 of 27 total starts...Ranked by MLB.com as Pittsburgh's No. 19 prospect after the season

**2018:** Spent the entire season with Rookie-level Bristol Pirates...Went 0-2 with a 5.27 ERA (8 ER/13.2 IP) over first three starts from 6/19-6/30...Struck out season-high nine batters in five innings and earned first professional win on 7/11 @ PUL...Allowed just one earned run in six innings on 7/22 vs. KNG...Pitched season-high seven innings and did not allow an earned run on 8/16 @ BUR...Tossed six scoreless frames and struck out four in final start of season on 8/27 vs. DAN...3.42 ERA (10 ER/26.1 IP) in five home starts versus 5.77 ERA (25 ER/39 IP) in eight starts on the road...Rated by *Baseball America* as having "Best Control" in the Pirates' system and as the No. 13 prospect in the organization after the season...Also ranked by MLB.com as Pittsburgh's No. 12 prospect after the season

**2017:** Spent the year with GCL Pirates after signing with Pirates...Made professional debut on 7/6 @ GCL Phillies and did not allow a run in a two-inning start...Allowed one unearned run in three innings on 7/12 @ GCL Tigers East... Pitched three scoreless innings without allowing a hit on 8/1 @ GCL Yankees...Allowed season-high seven runs and six hits in two innings on 8/18 @ GCL Tigers West...Yielded just one run over six innings in final two starts of the season (8/24-8/30)...Rated by *Baseball America* as the No. 11 prospect in the Pirates' organization and No. 12 by MLB.com after the season

## CAREER STATISTICS

YR	CLUB	W-L	ERA	G	GS	CG	SHO	SV	IP	H	R	ER	HR	BB	SO
17	GCL Pirates (Rk.)	0-2	4.10	10	10	0	0	0	26.1	31	18	12	2	10	13
18	Bristol (Rk.)	3-4	4.82	13	13	0	0	0	65.1	68	44	35	5	27	53
19	Greensboro (A)	7-12	4.71	27	27	0	0	0	130.0	134	83	68	15	39	115
MiLB Totals (3 seasons)		10-18	4.67	50	50	0	0	0	221.2	233	145	115	22	76	181



## PERSONAL

**HEIGHT/WEIGHT:** 6-3/199  
**BIRTHPLACE:** Shawnee Mission, Kan.  
**BORN:** November 20, 1996  
**ACQUIRED:** 3rd Round (2018)

**BATS/THROWS:** Right/Right  
**RESIDES:** Overland Park, Kan.  
**AGE:** 24 (Turns 25 on November 20)  
**SCHOOL:** Vanderbilt University

## CAREER HIGHS

**HITS:** 4, 5/30/19 (GBO vs. LWD)  
**RUNS:** 2, several  
**HOME RUNS:** 2, 4/27/19 (GBO @ HAG)

**RBI:** 5, 5/30/19 (GBO vs. LWD)  
**STOLEN BASES:** 2, 2x last - 7/22/18 (WVBB @ WIL)  
**HITTING STREAK:** 9 games, 8/16-8/28/18

## CAREER HIGHLIGHTS

**CAREER TRANSACTIONS:** Drafted by the Pittsburgh Pirates in the third round (86th overall) of the 2018 First-Year Player Draft... Signed on June 22, 2018

**CURVE CUTS:** Connor William Kaiser... Played high school baseball and basketball at Blue Valley West (Kan.) High School and earned three letters in each sport... Captured the 2013 state championship in baseball months after finishing state runner-up in basketball... Earned a Rawlings Gold Glove Award in 2013 after not committing an error in 90 chances for state title team... Placed third in both sports as a senior in 2015... Father, Stan, played college baseball at Fort Hays State and brother, Kyle, played collegiately at Johnson Community College and Neosho Community College... Signed with the Pirates for \$625,000

**2020:** Did not play as a result of COVID-19 pandemic

**2019:** Spent entire season with Single-A Greensboro... Batted .188 (13/69) through April... Recorded first career multi-homer game on 4/27 @ HAG with a solo homer in the first and a three-run shot in the seventh... Landed on the 7-day injured list with a left oblique strain on 5/1 and was out until 5/30... In first game off the injured list on 5/30 vs. LWD, he came a single short of the cycle during a 4-for-5 performance with two doubles, a triple, home run and career-high five RBIs... Batted .183 (13/22) in June, .216 in July (19/23) and .136 (6/44) in August... Clubbed first career grand slam during the second inning on 7/5 vs. LWD... Legged out a fielder's choice that scored Ji-Hwan Bae in the bottom of the ninth on 8/16 vs. AUG to secure a walk-off, 4-3 win for Greensboro... Went to the 7-day injured list for the second time in 2019 on 8/28 and missed the remainder of the season

**2018:** Spent first pro season with short-season West Virginia Black

Bears... Made professional debut on 6/25 @ AUB and went 1-for-3 with a single in his second at-bat... Drew a bases-loaded, walk-off walk in the bottom of the ninth inning on 7/5 vs. WIL to lift the Black Bears to a 3-2 victory... Hit first pro home run on 8/11 vs. MV... Promoted to Single-A West Virginia Power on 8/15 to take over at shortstop after a hip injury sidelined Oneil Cruz... Hit safely in nine straight games from 8/16-8/28 at a .351 (13/37) clip... Connected on at least one hit in 14 of 16 games with the Power... Blasted a three-run homer for final hit of the season on 9/3 @ CSC

**COLLEGE:** Played three seasons at Vanderbilt and was teammates with former Curve players Jason Delay and Bryan Reynolds in addition to Kyle Wright, Jeren Kendall, Will Toffey and JJ Bleday... Compiled a .260 batting average with seven homers, 83 RBIs, 25 doubles and three triples in 167 games for the Commodores... After his freshman season, played for the Newport Gulls of the New England Collegiate Baseball League and was named the league's Defensive Player of the Year... Batted .218 in 35 games for Newport... Participated in the Cape Cod League after sophomore season in 2017 and batted .300 over 37 games with Yarmouth-Dennis Red Sox, where he was teammates with fellow Pirates farmhands Chris Sharpe, Daniel Amaral and Jonah Davis... Hit a career-best .293, six homers, 46 RBIs and 14 doubles as a junior in 2018... During Vanderbilt's 19-6 win on 6/3/2018 vs. Clemson, he homered three times and tied an NCAA Tournament record with 10 RBIs... In that contest, Kaiser hit a three-run homer in third, a grand slam in the sixth and a two-run blast in the seventh before an RBI single in the eighth pushed his RBI total to 10... Named 2018 NCAA Clemson Regional MVP... One of four finalists for the NCAA Division I Rawlings Gold Glove Award... Roommate of fellow Pirates farmhand Ethan Paul, who was a ninth round pick in 2019 after he helped the Commodores to the 2019 College World Series championship... Vanderbilt reached Super Regionals in each of his final two seasons (2017-18)



## CAREER STATISTICS

YR	CLUB	AVG	G	AB	R	H	2B	3B	HR	RBI	BB	SO	SB	OBP	SLG
18	West Virginia (A-)	.212	31	104	14	22	2	0	1	9	13	31	7	.303	.260
	West Virginia (A)	.302	16	63	7	19	2	0	1	8	4	15	0	.338	.381
	2018 Totals (A-/A)	.246	47	167	21	41	4	0	2	17	17	46	7	.316	.305
19	Greensboro (A)	.200	79	280	44	56	12	1	7	36	51	77	4	.331	.325
	MiLB Totals (2 seasons)	.217	126	447	65	97	16	1	9	53	68	123	11	.326	.318





## PERSONAL

**HEIGHT/WEIGHT:** 6-3/214  
**BIRTHPLACE:** Scranton, Pa.  
**BORN:** July 21, 1997  
**ACQUIRED:** 11th Round (2016)

**BATS/THROWS:** Right/Right  
**RESIDES:** Jessup, Pa.  
**AGE:** 23 (Turns 24 on July 21)  
**SCHOOL:** Valley View (Pa.) High School

## CAREER HIGHS


**IP (START):** 7.0, 4x, last - 7/2/19 (BRD vs. JUP)  
**IP (RELIEF):** 5.0, 8/11/16 (GCL PIR @ GCL BRA)  
**RUNS ALLOWED:** 7, 6/5/18 (WVP vs. LEX)

**STRIKEOUTS:** 9, 7/16/18 (WVP vs. DEL)  
**WALKS:** 4, 2x, last - 6/2/19 (BRD @ TAM)  
**MOST HITS:** 10, 7/21/19 (BRD @ TAM)

## PROSPECT RANKINGS

2019 MLB.com No. 29 Pirates prospect  
 2020 *Baseball America* No. 21/MLB.com No. 21 Pirates prospect  
 2021 *Baseball America* No. 23/MLB.com No. 28 Pirates prospect

## CAREER HIGHLIGHTS



**CAREER TRANSACTIONS:** Drafted by the Pittsburgh Pirates in the 11th round (345th overall) of the 2016 First-Year Player Draft out of Valley View (Pa.) High School...Signed on June 27, 2016...Contract selected by the Pirates on November 20, 2020

**CURVE CUTS:** Max Joseph Kranick (pronounced "KRAN-ick")...Went 16-3 with a 1.17 ERA and 201 strikeouts in his career at Valley View (Pa.) High school...Went 5-0 with a 0.31 ERA and 66 strikeouts as a senior while leading his team to District 2 Class AAA final...Was a 2016 Rawlings Perfect Game Second-Team All-American Selection...Passed on a commitment to the University of Virginia to sign with the Pirates for \$300,000...Brother, John, played college baseball at Keystone College and the University of Scranton

**2020:** Spent season at Pittsburgh's alternate training site in Altoona

**2019:** Spent entire season with A-Adv. Bradenton...20 starts were second-most starts on the club and 78 strikeouts ranked third...Totaled 11 quality starts...Made season debut on 4/7 vs. STL and pitched four, two-hit innings without a run allowed and seven strikeouts, which was a season-best total...Did not make it out of the first inning in his second start of the year on 4/12 @ DUN after four runs allowed with three walks and one hit allowed on 32 pitches...Bounced back with six scoreless innings on 4/17 @ TAM that resulted in a no-decision and his last scoreless outing of the season...Picked up first win in final April start on 4/28 @ DBT by pitching five innings and allowed three runs, one earned, on five hits and five strikeouts...Lost three straight starts from 5/5-5/17 and did not pitch beyond the fifth inning with a combined 9.95 ERA (14 ER/12.2 IP)...Earned three straight wins from 5/22-6/2 by pitching into or through the seventh inning in all three outings...Matched season-best seven strikeouts on 5/28 vs. LAK over season-high seven innings...Pitched six straight quality starts from 6/2-7/2, pitching seven innings twice, and held a 2.56 ERA (11 ER/38.2 IP) over that period while leading the Florida State League in innings over that period...Pitched to a 3.00 ERA (25 ER/75 IP) over his final 12 starts of the season from

5/22-7/26 with eight quality starts and held a 5-2 record while lowering season ERA from 5.50 to 3.79...Threw the first complete game of his career on 7/9 @ LAK during the first game of a doubleheader, pitching six four-run frames of a 4-2 defeat...Owned a reverse-split against right-handed hitters with a .254 average against versus a .237 average by left-hand batters...Placed on the 7-day injured list on 8/8, retroactive to 8/7, and missed the remainder of the season after hitting his innings limit...Ranked by *Baseball America* as the Pirates' No. 23 prospect after the season and MLB.com's No. 25 Pirates prospect at the close of the campaign

**2018:** Spent first full season with Single-A West Virginia Power...Worked at least five innings in each of first five starts of season and 11 times overall...Threw five shutout innings in season debut on 5/21 @ COL...Earned first win of season with five scoreless innings on 6/15 vs. DEL...Logged career-high nine strikeouts in 5.1 innings of one-run ball on 7/16 vs. DEL...Won back-to-back starts on 7/29 vs. ASH and 8/3 vs. AUG, combining for 14 strikeouts and only one earned run allowed in 12 innings...Retired the first 15 hitters he faced on 7/29 vs. ASH and finished six scoreless frames with six punchouts and one hit allowed...Earned win and had eight strikeouts over six innings and allowed just one earned run on 8/3 vs. AUG...Placed on 7-day injured list on 8/26, retroactive to 8/23, and was activated on 8/31...Recorded first career save after three hitless innings on 9/1 @ CSC in final appearance of season...Had a 3.42 ERA in 12 games (11 starts) over 52.2 innings after the all-star break...Despite late start, finished fifth on club with 78 innings and fourth on the staff with 77 strikeouts

**2017:** Limited to five outings due to shoulder fatigue...Made season debut with GCL Pirates on 8/5 vs. GCL Blue Jays and tossed four one-hit frames and allowed no unearned run...Assigned to Rookie-level Bristol on 8/19...Earned lone decision of the year, a win, on 8/22 @ GRN in his Appalachian League debut...Lasted six innings and allowed three runs (two earned)...Ranked by MLB.com as Pittsburgh's No. 29 prospect

**2016:** Spent professional debut season with GCL Pirates...Tossed two scoreless innings in professional debut on 7/13 vs. GCL Yankees...Tossed five shutout frames in relief on 8/11 @ GCL Braves for first professional win...Allowed just one unearned run in 10 relief innings...Had a 1.64 ERA in 22.0 innings in five August games (four starts)...Held right-handed hitters to a .169 (14-for-83) batting average

## CAREER STATISTICS

YR	CLUB	W-L	ERA	G	GS	CG	SHO	SV	IP	H	R	ER	HR	BB	SO
16	GCL Pirates (Rk.)	1-2	2.43	9	6	0	0	0	33.1	31	13	9	1	4	21
17	GCL Pirates (Rk.)	0-0	0.00	3	3	0	0	0	12.2	12	6	0	0	4	9
	Bristol (Rk.)	1-0	2.31	2	2	0	0	0	11.2	10	4	3	1	2	9
	2017 Totals (Rk.)	1-0	1.11	5	5	0	0	0	24.1	22	10	3	1	6	18
18	West Virginia (A)	4-5	3.81	17	16	0	0	1	78.0	72	35	33	7	18	77
19	Bradenton (A+)	6-7	3.79	20	20	1	0	0	109.1	100	49	46	11	30	78
	MLB Totals (4 seasons)	12-14	3.34	51	47	1	0	1	245.0	225	107	91	20	58	194





## PERSONAL

**HEIGHT/WEIGHT:** 6-3/180  
**BIRTHPLACE:** Clearwater, Fla.  
**BORN:** October 15, 1997  
**ACQUIRED:** 2nd Round (2016)

**BATS/THROWS:** Right/Right  
**RESIDES:** Tarpon Springs, Fla.  
**AGE:** 23 (Turns 24 on October 15)  
**SCHOOL:** East Lake (Fla.) High School

## CAREER HIGHS

**IP (START):** 6.0, 3x, last - 8/2/18 (WVP vs. AUG)  
**IP (RELIEF):** N/A  
**RUNS ALLOWED:** 7, 2x, last - 8/17/17 (BRS vs. ELZ)  
**STRIKEOUTS:** 12, 4/6/18 (WVP vs. GVL)  
**WALKS:** 4, 8/9/18 (WVP @ GBO)  
**MOST HITS:** 9, 8/17/17 (BRS vs. ELZ)

## PROSPECT RANKINGS

2017 *Baseball America* No. 22/MLB.com No. 16 Pirates prospect  
 2018 MLB.com No. 26 Pirates prospect  
 2019 MLB.com No. 20 Pirates prospect  
 2020 *Baseball America* No. 15/MLB.com No. 26 Pirates prospect  
 2021 *Baseball America* No. 28 Pirates prospect

## CAREER HIGHLIGHTS



**CAREER TRANSACTIONS:** Drafted by the Pittsburgh Pirates in the second round (68th overall) of the 2016 First-Year Player Draft out of East Lake (Fla.) High School...Signed on June 16, 2016

**CURVE CUTS:** Travis Slayden MacGregor...Attended East Lake (Fla.) High School...Was 7-1 with a 0.92 ERA and 82 strikeouts in 54 innings as a senior...Named Rawlings-Perfect Game Honorable Mention All-American...Same high school as 2009 National League Rookie of the Year Chris Coghlan...Committed to Clemson University before signing with Pirates for \$900,000

**2020:** Did not play as a result of COVID-19 pandemic

**2019:** Did not pitch...Recovering from Tommy John surgery...Rated by *Baseball America* as the No. 17 prospect in the Pirates' organization after the season and ranked No. 26 by MLB.com

**2018:** Spent the majority of the season with Single-A West Virginia Power...Allowed one earned run and struck out career-high 12 batters in 5.1 innings in first start on 4/6 vs. GVL...Tossed six scoreless frames with six strikeouts on 4/19 vs. ASH...Struck out at least six batters in five of first six starts of season between 4/6-5/7...Allowed six hits and two earned runs over 1.2 innings on 5/14 @ LWD...Placed on injured list on 5/18...Sent to GCL Pirates for rehab assignment on 6/22...Made two rehab starts with GCL Pirates and allowed two runs in seven total innings between 6/22-6/28...Returned to West Virginia's active roster on 7/3...Allowed one run in five innings in first start off injured list on 7/3 @ HAG...Allowed eight earned runs in 10 innings over next two starts from 7/21-7/28...Yielded just three runs in 12 innings over final three outings of the season from 8/2-8/19...Placed on the injured list on 8/20 and missed the remainder of the season...Regarded by MLB.com as Pittsburgh's No. 21 prospect

**2017:** Spent the entire season with Rookie-level Bristol...Allowed one run in four innings in season debut on 6/23 @ JC...Pitched five scoreless innings and earned only win of the season on 6/28 @ PRN...Yielded three runs in 0.2 innings on 7/3 @ BLU...Allowed at least six runs in three of four starts between 8/5-8/29 and did not last longer than three innings in any of those starts...Yielded six runs in 0.1 innings in final start of season on 8/29 vs. BUR...13.50 ERA in four starts at home on the season...Left-handed hitters batted .392 against him for the year...Rated by *Baseball America* as the No. 31 prospect and No. 20 by MLB.com in the Pirates' organization after the season

**2016:** Spent the entire season with GCL Pirates after signing with Pirates...Made professional debut on 7/4 @ GCL Phillies and struck out four in 1.1 scoreless innings...Did not allow an earned run in first nine innings of the season from 7/4-7/21...Pitched season-high five scoreless innings and earned first professional win on 7/27 @ GCL Tigers East...Went 1-0 with a 1.10 ERA (2 ER/16.1 IP) across five starts in July...Allowed season-high six hits and five runs on 8/1 vs. GCL Tigers West...Was 0-1 with a 5.28 ERA (9 ER/15.1 IP) in four starts in August...Rated by *Baseball America* as the No. 22 prospect in the Pirates' organization after the season while MLB.com ranked him No. 24

## CAREER STATISTICS

YR	CLUB	W-L	ERA	G	GS	CG	SHO	SV	IP	H	R	ER	HR	BB	SO
16	GCL Pirates (Rk.)	1-1	3.13	9	9	0	0	0	31.2	29	12	11	1	10	19
17	Bristol (Rk.)	1-4	7.84	12	12	0	0	0	41.1	61	41	36	3	20	32
18	West Virginia (A)	1-4	3.25	15	15	0	0	0	63.2	58	35	23	7	21	74
	GCL Pirates (Rk.)	0-0	2.57	2	2	0	0	0	7.0	6	2	2	1	1	6
	2018 Totals (Rk./A)	1-4	3.18	17	17	0	0	0	70.2	64	37	25	8	22	80
19	DID NOT PLAY - INJURED														
MiLB Totals (3 seasons)		3-9	4.51	38	38	0	0	0	143.2	154	90	72	12	52	131



## PERSONAL

**HEIGHT/WEIGHT:** 6-0/208  
**BIRTHPLACE:** Las Vegas, Nev.  
**BORN:** February 29, 1996  
**ACQUIRED:** 9th Round (2017)

**BATS/THROWS:** Left/Right  
**RESIDES:** Henderson, Nev.  
**AGE:** 25  
**SCHOOL:** Colorado Mesa University

## CAREER HIGHS

**HITS:** 4, 7/20/17 (WVBB vs. SC)  
**RUNS:** 3, 2x, last - 5/2/19 (ALT @ RIC)  
**HOME RUNS:** 2, 7/20/17 (WVBB vs. SC)

**RBI:** 4, 3x, last - 8/3/18 (BRD vs. CLR)  
**STOLEN BASES:** 1, several  
**HITTING STREAK:** 9 games, 8/2-8/11/17

## AWARDS & HONORS

2017 New York-Penn League Mid-Season All-Star  
 New York-Penn League Player of the Week (7/23/2017)

## CAREER HIGHLIGHTS

**CAREER TRANSACTIONS:** Drafted by the Pittsburgh Pirates in the ninth round (268th overall) of the 2017 First-Year Player Draft out of Colorado Mesa University...Signed on June 19, 2017

**CURVE CUTS:** Bligh John Madris...Signed for \$130,000...Was a two-time All-State selection at Foothill High School in Henderson, Nev....Hit .457 as a sophomore, .406 as a junior and .437 as a senior...Father, Style, was born in Palau, a small island nation in the South Pacific and mother, Kim, is from Nebraska...The couple met while employed at Fremont Casino in Las Vegas...Bligh was named after his uncle...Connected on five walk-off hits over three professional seasons

**2020:** Did not play as a result of COVID-19 pandemic

**2019:** Spent the entire season with Double-A Altoona...Made Double-A debut as the Opening Day right fielder and went 1-for-4 with a double on 4/4 @ AKR...Hit game-tying, solo homer, his first at Double-A, to ignite four-run fourth inning on 4/8 @ ERI...Delivered walk-off single in the 12th inning on 4/11 vs. AKR to give the Curve a 3-2 victory in their home opener, his fifth career walk-off hit...Hit game-winning, two-run double to break 6-6 tie during 8-6 win on 4/28 vs. RIC...Led the Eastern League with 29 hits through 4/28 and batted .326 (29/89)...Batting average dipped from .326 to a season-low .240 with a .169 (20/118) slide over 37 games from 4/29-6/9...Hit back-to-back homers with Hunter Owen (game-tying, three-run homer) and capped off a five-run ninth with a go-ahead, solo homer for a 9-8 victory on 6/3 @ ERI...Hit go-ahead, two-run homer on 6/15 @ BNG...Broke 2-2 tie with a two-run homer in third inning on 6/21 @ HFD, but Curve lost 7-6 on late double in eighth inning...From 6/29 through the end of the season, batted .276 (54/196) with 11 doubles, four homers and 26 RBIs...Connected on game-winning, two-run homer to break 4-4 tie during four-run eighth inning on 7/3 @ AKR...Hit go-ahead, two-run double in sixth inning, recorded Curve's only two hits and drove in all three runs in 3-2 comeback win on 7/7 vs. ERI...Hit sixth homer on 7/19 @ BOW to lift Curve to 3-1 lead in the fourth inning...Hit game-tying, three-run homer in top of eighth during 8-6 comeback win on 7/21 @ BOW...Went 11-for-23 (.478) with three doubles and three multi-hit games on season-high seven-game hitting streak from 8/9-8/16...All eight of his home runs were hit on the road while six of them were go-ahead or game-tying blasts...119 hits ranked seventh in the Eastern League while career-best 26 doubles were tied for ninth in the league...32 multi-hit games and 15 multi-RBI games were each ranked second-most on the club...55 RBIs and 26 doubles were ranked second on the team...Among Pirates organization hitters, his 119 hits ranked sixth, 26 doubles were tied for eighth

and 55 RBIs were tied for 11th

**2018:** Spent entire season with A-Adv. Bradenton...Delivered three walk-off hits during the season...Hit safely in eight of first 10 games of the season, batting .378 with two homers and nine RBIs...Matched a career best with four RBIs on 4/9 @ LAK and went 2-for-4 with a two-run homer and two-run single...Connected on a walk-off single on 4/22 vs. FTM to boost Bradenton to a 4-3 win...Went 3-for-3 with a solo homer, a double and three total RBIs on 5/27 vs. JUP...Tied a career high with four RBIs on 7/10 vs. LAK with a solo homer, a two-run double and an RBI single...Led a five-run first inning for the Marauders on 8/3 vs. CLR with a grand slam, the first of his professional career...Stroked a walk-off single in the tenth inning on 8/5 vs. CLR to push Bradenton to a 3-2 win...Placed on the 7-day injured list on 8/14 retroactive to 8/11...Activated from 7-day IL on 8/19...In his second game back off the injured list, launched a walk-off, solo home run on 8/21 vs. CHA for his first career walk-off homer

**2017:** Spent debut season with short-season West Virginia Black Bears...Hit first professional homer, a solo blast, and tripled during a 3-for-6 performance on 7/19 @ AUB...Homered twice in his next game on 7/20 vs. SC and went 4-for-4 with three runs scored...Collected first career walk-off hit, a double in the 12th inning, on 7/21 vs. SC...Named NYPL Player of the Week after hitting .476 (10-for-21) with five extra-base hits (three homers, one double and one triple) and six RBIs...As a NYPL All-Star, went 0-for-2 off the bench for the South All-Stars in the 8/15 contest hosted by Tri-City...Hit safely in 19 of 22 games from 7/16-8/11, including an eight-game hitting streak from 7/16-7/25 in which he hit .438 (14-for-32) and a career-high nine-game hitting streak from 8/2-8/11 (13-for-37, .351)...Led the Black Bears with 13 doubles, 61 hits and 36 runs

**COLLEGE:** Majored in Sport Management at Colorado Mesa...Held a career batting average of .404 in 123 games with the Mavericks...Also made 13 career outings on the mound and had a 3-1 record with a 2.57 ERA (6 ER/21 IP)...Hit .422 with 17 homers, 14 doubles, 67 RBIs and a .757 slugging percentage in 62 games at Colorado Mesa University in 2017...Ranked 10th in nation among Division II players in RBIs and eighth in slugging percentage...Named a finalist for the 2017 Tino Martinez Player of the Year (DII Most Outstanding Player)...Won the RMAC Tournament MVP Award as a freshman member of the 2015 Colorado Mesa team that won the RMAC Championship and hosted the NCAA South Central Regional...Was an All-Region selection, All-RMAC selection and RMAC Freshman of the Year after batting .381 with 20 doubles, four home runs, 52 RBIs and 23 walks

## CAREER STATISTICS

YR	CLUB	AVG	G	AB	R	H	2B	3B	HR	RBI	BB	SO	SB	OBP	SLG
17	West Virginia (A-)	.270	56	226	36	61	13	4	5	31	22	43	2	.344	.429
18	Bradenton (A+)	.238	103	369	40	88	12	5	9	53	28	88	3	.292	.371
19	Altoona (AA)	.260	132	457	50	119	26	2	8	55	43	99	3	.324	.379
MiLB Totals (3 seasons)		.255	291	1052	126	268	51	11	22	139	93	230	8	.317	.387



## PERSONAL

**HEIGHT/WEIGHT:** 6-4/208  
**BIRTHPLACE:** Farmington, Mich.  
**BORN:** January 6, 1998  
**ACQUIRED:** 11th Round (2017)

**BATS/THROWS:** Left/Right  
**RESIDES:** Farmington, Mich.  
**AGE:** 23  
**SCHOOL:** Jackson (Mich.) Community College

## CAREER HIGHS

**IP (START):** 7.0, 4x, last - 6/24/19 (GBO vs. WVP)  
**IP (RELIEF):** 3.1, 8/18/17 (BRS vs. KNG)  
**RUNS ALLOWED:** 6, 3x, last - 8/12/18 (WVBB vs. MV)  
**STRIKEOUTS:** 11, 4/12/19 (GBO @ CSC)  
**WALKS:** 4, 8/24/19 (GBO @ HIC)  
**MOST HITS:** 10, 8/24/18 (WVBB @ MV)

## AWARDS & HONORS

2019 South Atlantic League Mid-Season All-Star

## CAREER HIGHLIGHTS

**CAREER TRANSACTIONS:** Drafted by the Pittsburgh Pirates in the 11th round (328th overall) of the 2017 First-Year Player Draft out of Jackson (Mich.) Community College...Signed on June 21, 2017

**CURVE CUTS:** Alexander Bayard Manasa...Attended Farmington (Mich.) High School...Fifth player drafted in Farmington history...Also played basketball in high school...Signed with Pirates for \$155,000

**2020:** Did not play as a result of COVID-19 pandemic

**2019:** Spent the entire season in the starting rotation for Single-A Greensboro...Finished the season ranked third in the South Atlantic League in innings pitched with 139.2, sixth with a 3.48 ERA, seventh with a 1.19 WHIP, tied for seventh with nine wins and 10th with a .253 batting average against...Pitched 11 quality starts...Allowed three runs in five innings in season-debut on 4/6 vs. HAG...Struck out career-high 11 in 4.2 innings on 4/12 @ CSC...Allowed two earned runs or less in final four starts in April between 4/12-4/28...Finished April 2-0 with a 2.86 ERA (9 ER/28.1 IP) in five starts...Allowed exactly three earned runs in each of his first four starts in May from 5/4-5/22...Pitched seven scoreless innings on 5/27 @ HIC...Won first six decisions of the season between 4/6-5/27...Pitched a scoreless inning in South Atlantic League All-Star Game on 6/18 in Charleston, W.V...Allowed just one unearned run in seven innings on 6/24 vs. WVP...Posted a 2.88 ERA (8 ER/25 IP) in four starts in June...Allowed season-high-tying five earned runs on 7/15 vs. HAG...Pitched six scoreless frames on 7/27 vs. KAN...Yielded five earned runs in five innings on 8/2 @ WVP...Struck out eight in six score-

less innings on 8/13 @ KAN...Pitched five innings without allowing a run on 8/24 @ HIC

**2018:** Spent the entire season with short-season West Virginia Black Bears...Used as a starter for the first time in career...Led the New York-Penn League with 80.1 innings and tied for the league lead with 15 starts...Pitched six innings and allowed one run in season debut on 6/15 @ MV...Tossed season-high 6.1 innings and earned first win of the year on 6/20 @ BAT...Lost each of next four starts between 6/25-7/13 and carried a 7.20 ERA (16 ER/20 IP) over that stretch...Did not allow an earned run in six innings on 7/26 vs. ABD...Struck out seven in six scoreless frames on 8/6 vs. BAT...Allowed career-high 10 hits in four innings on 8/24 @ MV...Walked at least one hitter in all but one start...Held left-handed hitters to .215 batting average on the season...Right-handed hitters batted .316 against him for the year

**2017:** Spent the entire season with Rookie-level Bristol...Used as a reliever for all but one appearance...Ranked fifth among Appalachian League relievers in fewest walks per nine innings at 1.80...Made professional debut on 6/26 vs. GRN and allowed two runs over two innings...Tossed 2.1 scoreless innings and earned first professional win on 7/12 @ JC...Struck out season-high five in two scoreless frames on 7/29 vs. GRN...Struck out five and did not allow a hit in three innings on 8/12 @ PUL...Tossed three scoreless innings and picked up first professional save on 8/22 @ GRN...Made first career start on 8/26 vs. KNG and yielded three unearned runs in 3.1 innings...Allowed one earned run or fewer in each of final nine outings of the year from 7/29-8/31...Posted a 1.83 ERA (4 ER/19.2 IP) over eight appearances and 19.2 innings in August

**COLLEGE:** Played one season at Jackson (Mich.) Community College...Pitched to a 1.27 ERA in 16 appearances, all in relief and earned five saves on the year...Struck out 31 and walked only three in 21.1 innings...Also played 50 games in the outfield...Hit .410 with three home runs, 56 RBIs, 54 runs and 25 stolen bases...On-base percentage was .459 and slugging percentage was .579...Walked 17 times and struck out just 14 times...Earned First Team All-Eastern Conference and All-Michigan Community College Athletic Association honors...Highest of four players ever drafted out of Jackson's baseball program



## CAREER STATISTICS

YR	CLUB	W-L	ERA	G	GS	CG	SHO	SV	IP	H	R	ER	HR	BB	SO
17	Bristol (Rk.)	2-1	3.76	17	1	0	0	1	38.1	46	21	16	6	7	35
18	West Virginia (A-)	4-7	4.48	15	15	0	0	0	80.1	84	45	40	4	26	46
19	Greensboro (A)	9-5	3.48	25	25	1	0	0	139.2	134	57	54	15	32	120
MiLB Totals (3 seasons)		15-13	3.83	57	41	1	0	1	258.1	264	123	110	25	65	201



**HEIGHT/WEIGHT:** 6-1/224  
**BIRTHPLACE:** Kennewick, Wash.  
**BORN:** June 2, 1999  
**ACQUIRED:** 17th Round (2017)

## PERSONAL

**BATS/THROWS:** Left/Right  
**RESIDES:** Kennewick, Wash.  
**AGE:** 21 (Turns 22 on June 2)  
**SCHOOL:** Southridge (Wash.) High School

## CAREER HIGHS

**HITS:** 4, 3x, last - 8/17/18 (BRS @ BUR)  
**RUNS:** 4, 8/17/18 (BRS @ BUR)  
**HOME RUNS:** 2, 5x, last - 8/23/19 (BRD vs. DBT)  
**RBI:** 6, 8/17/18 (BRS @ BUR)  
**STOLEN BASES:** 1, several  
**HITTING STREAK:** 12 games, 7/14-8/2/17

## AWARDS & HONORS

2017 Gulf Coast League Most Valuable Player  
 2017 Gulf Coast League Post-Season All-Star  
 Appalachian League Player of the Week (6/24/2018)  
 2019 South Atlantic League Mid-Season All-Star  
 2019 South Atlantic League Post-Season All-Star  
 Florida State League Player of the Week (7/28/2019)  
 2019 MiLB.com Pittsburgh Organization All-Star  
 2019 MiLB Joe Bauman Home Run Award (Single-A)

## PROSPECT RANKINGS

2017 *Baseball America* No. 6 Gulf Coast League prospect  
 2018 *Baseball America* No. 18/MiLB.com No. 27 Pirates prospect  
 2020 *Baseball America* No. 13/MiLB.com No. 15 Pirates prospect  
 2020 *Baseball America* No. 10 1B prospect  
 2021 *Baseball America* No. 16/MiLB.com No. 15 prospect  
 2021 *Baseball America* No. 10/MiLB.com No. 10 1B prospect

## CAREER HIGHLIGHTS

**CAREER TRANSACTIONS:** Drafted by the Pittsburgh Pirates in the 17th round (508th overall) of the 2017 First-Year Player Draft out of Southridge (Wash.) High School...Signed on July 3, 2017

**CURVE CUTS:** Mason Neil Martin...Played first base at Southridge High School and batted .507 with five homers, 30 RBIs and nine doubles as a senior in 2017...First-Term Mid-Columbia Conference in 2017...Ranked by *Baseball America* as the 312th overall prospect in the 2017 draft, fifth-best in the state of Washington and 19th prospect at first base...Also played quarterback on the football team at Southridge...Announced as a right fielder in the draft...Passed on commitment to play college baseball at Gonzaga...Signed for \$350,000...Father, Chad, is a professional body builder and a member of the National Body Builder's Hall of Fame...2019 Pittsburgh Pirates Minor League Player of the Year...Since he joined the Pirates system in 2017, his 60 home runs are the most by any player in Pittsburgh's system...His 209 career RBIs rank second and his slugging percentage of .502 ranks third-highest among Pirates players over the last three seasons

**2020:** Spent season at Pittsburgh's Alternate Training Site in Altoona...Was rated by MLB Pipeline as having the "Best Power" in the Pirates minor league system at the conclusion of the season

**2019:** Split the season between Single-A Greensboro and A-Adv. Bradenton...Led all of Minor League Baseball with 129 RBIs and finished tied for seventh in the Minors with 35 home runs...Awarded the Single-A Joe Bauman Home Run Award for leading the Single-A level in homers...71 total extra-base hits ranked tied for seventh among all Minor Leaguers...Led the Pirates system in home runs (35), RBIs (129), doubles (32), extra-base hits (71) runs (90), walks (68), strikeouts (168), slugging percentage (.558) and OPS (.908)...Also tied for fourth in hits (121)...35 home runs and 129 RBIs were the most by a Pirates minor league player since Brad Eldred hit 38 homers and drove in 137 RBIs with A-Adv. Lynchburg and Double-A Altoona in 2004...Finished the season tied for the South Atlantic League home run lead with 23 despite promotion to A-Adv. Bradenton on 7/9...83 RBIs with Greensboro were third-most in SAL while 45 extra-base hits were sixth-best...Hit first homer of the season on 4/16 @ AUG, his 12th game of the season and longest home run drought of the campaign...Homered in five straight games from 4/20-4/25...Hit walk-off homers in both games of a doubleheader on 5/19 vs. LWD, a three-run shot to lift Greensboro to an 8-7 victory in game one followed by another three-run blast with two outs in the nightcap during a 6-5 victory...Went 3-for-7 with seven RBIs during that twin bill...The two game-ending hits were the first two walk-offs of his professional career...Bashed seven homers over a 12-game period from 5/17-5/27 and drove in 23 RBIs over that stretch...Hit safely in nine straight games from 5/21-5/30, his longest hitting streak of the season, and batted .368 (14/38) during that period...Knocked in 36 RBIs in the month of May with the help of three four-RBI games between 5/19-5/27...Participated in the 2019 South Atlantic League Home Run Derby on 6/18 in Charleston, W.V...Started at first base and batted fifth for the North All-Stars in the South Atlantic League All-Star Game on 6/18 and went 0-for-2 with a pair of strikeouts...Set a season-high with five RBIs during a three-double performance on 6/30 @ LWD...Launched first grand slam of the season and second of his career on 7/1 @ HAG, which tied the game at 6-6 in the fifth inning, and also drew three walks during a 1-for-2 night...At the time of his promotion to A-Adv. Bradenton on 7/9, led the South Atlantic League with 23 homers (eight more than second-most), 83 RBIs (23 more than second), .575 slugging percentage, .935 OPS and 45 extra-base hits while he ranked second with 58 runs scored...Also drew sixth-most walks

(46), three fewer than the league leader at the time...Made A-Adv. debut during a doubleheader on 7/9 @ LAK and went 0-for-5 with one walk during the dual session...Turned on first A-Adv. homer in his first game at LECOM Park with the Marauders on 7/12 vs. FTM, which was a three-run shot in the first inning...Swatted home runs in both games of a doubleheader on 7/23 @ CLR, both solo shots...Reached the 100-RBI plateau for the season on 8/2 @ DUN with a bases-loaded walk in the fourth inning...Belted first grand slam with Bradenton on 8/11 vs. DUN (2)...Ripped second grand slam in four days on 8/14 @ FLO (2) during a five-run third inning...Went yard for the second straight day on 8/15 @ FLO with a three-run shot in the seventh and tied a season-best five RBIs...Compiled his only multi-homer game of the season on 8/23 vs. DBT with solo homers in his first two at-bats...During his time in the Florida State League from 7/9 through the end of the season, led the league with 12 homers, 46 RBIs, .862 OPS, .528 slugging percentage and 26 extra-base hits...With the bases loaded, went a combined 8-for-15 with three grand slams at both levels, including a pair of grand slams and a perfect 4-for-4 with the bases full for A-Adv. Bradenton...Totaled 32 multi-hit games and 39 multi-RBI games, including 16 with three or more and eight games with four or more RBIs...71 of 121 hits went for extra bases...Ranked by *Baseball America* as Pittsburgh's No. 15 prospect and No. 21 by MLB.com

**2018:** Opened the season with Single-A West Virginia and finished with Rookie-level Bristol...Moved back to natural position of first base...14 homers overall ranked tied for fifth in the Pirates system and 58 RBIs were seventh-most...Batted .276 (24/87) over first 25 games with four homers and 16 RBIs through 5/1 but sputtered over the following 20 contests by hitting .095 (6/63) with one extra-base hit and two RBIs...Assigned to Rookie-level Bristol on 6/8 for the remainder of the season...Ranked tied for eighth in the Appalachian League with 10 homers, seventh with 40 RBIs and third in walks...Blasted a two-run homer in Bristol debut on 6/19 @ GRN...Batted .450 (9/20) over the first five games of the season, highlighted by four straight two-hit games from 6/20-6/23...Homered five times in first eight games from 6/19-6/28, including his second career two-homer game on 6/23 vs. ELZ...Smacked first career grand slam on 6/28 @ PRN...Added five straight multi-hit games from 7/16-7/21 while batting .632 (12/19) with doubles in four in a row...Went 4-for-5 with a double on 7/21 vs. KNG to match a career-high in hits...Held a .350 average through 7/22...Set a single-game career mark with six RBIs on 8/17 @ BUR with a pair of home runs, a three-run shot and a two-run blast, during a 4-for-6 performance and scored four times, also a career-best...Went 2-for-41 over the final 10 games of the season from 8/18-8/29 and batted .115 (12/104) over last 28 games from 7/28-8/29 as average slipped to .233...After the season, ranked the No. 23 prospect in Pittsburgh's system by MLB.com

**2017:** Spent his debut pro season with the GCL Pirates and was named GCL MVP...Set single-season GCL Pirates home run record with a league-leading 11 homers...Led the GCL in on-base percentage (.457), slugging percentage (.630) and OPS (1.087)...Played corner outfield spots with limited time at first base...Made pro debut on 7/7 @ GCL Yankees West and started pro career 0-for-8 before his first hit, a single, came in his third game on 7/11...Broke out with a 4-for-4 day that included a homer and a double...Launched two solo homers, went 3-for-4, walked twice and scored three times on 7/20 @ GCL Blue Jays...Crushed seven home runs over seven games from 7/14-7/25...Compiled a career-high 12-game hitting streak from 7/14-8/2 and batted .513 (20/39)...After hitting no homers in 19 games from 7/27-8/22, he went deep in four of the final nine games of the season...Ranked by *Baseball America* as the Pirates' No. 18 prospect after the season

## CAREER STATISTICS

YR	CLUB	AVG	G	AB	R	H	2B	3B	HR	RBI	BB	SO	SB	OBP	SLG
17	GCL Pirates (Rk.)	.307	39	127	37	39	8	0	11	22	32	41	2	.457	.630
18	Bristol (Rk.)	.233	59	223	42	52	10	1	10	40	42	87	2	.357	.422
	West Virginia (A-)	.200	45	150	16	30	8	0	4	18	18	62	1	.302	.333
	2018 Totals (Rk./A-)	.220	104	373	58	82	18	1	14	58	60	149	3	.336	.386
19	Greensboro (A)	.262	82	301	58	79	19	3	23	83	46	103	8	.361	.575
	Bradenton (A+)	.239	49	176	32	42	13	1	12	46	22	65	0	.333	.528
	2019 Totals (A/A+)	.254	131	477	90	121	32	4	35	129	68	168	8	.351	.558
	MiLB Totals (3 seasons)	.248	274	977	185	242	58	5	60	209	160	358	13	.360	.502



# NICK MEARS • PITCHER

Curve



## PERSONAL

**HEIGHT/WEIGHT:** 6-2/215  
**BIRTHPLACE:** Sacramento, Calif.  
**BORN:** October 7, 1996  
**ACQUIRED:** Non-drafted Free Agent (2018)

**BATS/THROWS:** Left/Right  
**RESIDES:** Sacramento, Calif.  
**AGE:** 24 (Turns 25 on October 7)  
**SCHOOL:** Sacramento City Community College

## CAREER HIGHS

**IP (START):** N/A  
**IP (RELIEF):** 2.0, several  
**RUNS ALLOWED:** 3, 3x, last - 8/11/19 (GBO vs. HAG)  
**STRIKEOUTS:** 5, 6/29/19 (BRD @ JUP)  
**WALKS:** 3, 4/6/19 (GBO vs. HAG)  
**MOST HITS:** 4, 7/13/19 (BRD vs. FTM)

## PROSPECT RANKINGS

2020 *Baseball America* No. 17 Pirates prospect  
 2021 *Baseball America* No. 27 Pirates prospect

## CAREER HIGHLIGHTS

**CAREER TRANSACTIONS:** Signed by the Pittsburgh Pirates as a non-drafted free agent on August 22, 2018

**CURVE CUTS:** Nicolaus Tanner Mears...2014 graduate of Rocklin (Calif.) High School and he was a member of the varsity baseball team for two years...Tommy John surgery in 2015 sidelined the start of his college career at Sacramento City Community College...Weighed 185 pounds when he signed with the Pirates but added 30 pounds and saw fastball velocity increase into the upper 90s



**2020:** Began the season at the alternate training site at Altoona... Was recalled for the first of three times on 8/8, made his Major League Debut vs. Detroit; walked three batters, struck out two and gave up one run in 1.0 innings pitched... Was optioned on 8/9... Was recalled a second time on 8/18... Pitched 1.1 scoreless innings on 8/19 vs. Cleveland... Walked three batters and gave up a run in 1.0ip on 8/22 vs. Milwaukee... Was optioned on 8/23... Was recalled a third and final time on 8/27... Made his last appearance on 8/28 at Milwaukee and allowed a solo homer to Jedd Gyorko in a season-high 1.2 Innings of work... Was optioned on 8/29... Finished season on the Taxi Squad from 9/23-27.

**2019:** Began the season on Single-A Greensboro's Opening Day roster... Handed losing decision and was charged with a blown save in season debut on 4/6 vs. HAG after he walked a season-high three hitters, including two walks in the eighth inning to set up a go-ahead, three-run homer by Gilbert Lara... Earned first professional win on 4/23 @ LEX with a scoreless ninth and 10th innings after offense posted five runs

in top of the 10th to win 7-2... Pitched five straight scoreless outings, totaling nine innings between 4/10-4/27 for longest scoreless streak at any level in 2019... Streak snapped on solo homer by first batter faced on 5/1 vs. ROM... All four runs allowed with Greensboro were scored on home runs... Promoted to A-Adv. Bradenton on 5/4... Fired two hitless innings in Marauders debut on 5/4 vs. LAK and earned the win... Earned first professional save on 5/18 @ PMB with a scoreless ninth inning... Charged with first loss with Bradenton on 5/31 @ TAM with a season-high-tying three runs allowed, one on a solo homer in the eighth inning and two more in the bottom of the ninth resulting in a walk-off single by Tampa's Omar Carrizales... In June, pitched seven scoreless games, spanning 7.2 innings with 13 strikeouts and two hits allowed... Struck out a career-high five batters on 6/26 @ JUP over two scoreless innings... Hit with a blown save but earned the win on 6/29 @ FTM (1) when an inherited runner scored on a fielding error in the bottom of the seventh but Bradenton rallied for three in the eighth to win... Pitched 8.2 consecutive scoreless outings from 6/6-7/4, spanning eight games for the longest scoreless streak with Bradenton... 7 of first 11 runs allowed between Single-A Greensboro and A-Adv. Bradenton were scored on home runs, including five solo homers, through 7/4... Allowed a season-high four hits and allowed two runs, all in the ninth inning on 7/13 vs. FTM, to lead to third blown save... Spent 7/23-8/2 on the injured list... Promoted to Double-A Altoona on 8/17... Pitched the seventh inning on 8/20 vs. HFD for Double-A debut... Pitched two scoreless innings with first two Double-A strikeouts on 8/24 @ BOW... Allowed two unearned runs in final outing of the season on 9/1 @ HBG... 13.31 SO/9 IP ratio was the fifth-highest among Pirates minor leaguers... Held right-handed batters to a .116 average over three levels... After the season, pitched eight scoreless games in the Arizona Fall League with the Peoria Javelinas to total 8.2 innings, struck out 11 and walked five hitters... Ranked by *Baseball America* as Pittsburgh's No. 19 prospect after the season

**2018:** Signed near the end of the season and reported to short-season West Virginia Black Bears on 8/24... Made professional debut on 8/26 vs. AUB and pitched a perfect eighth inning with two strikeouts... Struck out two more hitters in a scoreless inning on 8/31 @ SC... Fanned four hitters over two perfect frames in final outing of the season on 9/3 vs. MV

**COLLEGE:** Pitched one season as Sacramento City Community College in 2017... Owned a 4-1 record with six saves and a 2.56 ERA (9 ER/31.2 IP) in 18 outings... Pitched for the Willmar Stingers of the Northwoods League in 2017 and pitched 9.1 scoreless innings with 18 strikeouts... Went 2-0 with two saves... Did not pitch for Sacramento City in 2018 for personal reasons... Returned to the Northwoods League with Willmar in 2018 and pitched to a 1-1 record with six saves, a 1.40 ERA (3 ER/19.1 IP) and struck out 29 hitters versus three walks... Signed by the Pirates shortly after the conclusion of the summer collegiate season

## CAREER STATISTICS

YR	CLUB	W-L	ERA	G	GS	CG	SHO	SV	IP	H	R	ER	HR	BB	SO
18	West Virginia (A-)	0-0	0.00	3	0	0	0	0	4.0	1	0	0	0	1	8
19	Greensboro (A)	1-1	3.09	7	0	0	0	0	11.2	5	4	4	2	7	19
	Bradenton (A+)	4-2	3.60	23	0	0	0	5	30.0	22	14	12	3	9	43
	Altoona (AA)	0-0	1.80	4	0	0	0	0	5.0	4	3	1	0	2	7
	2019 Totals (A/A+/AA)	5-3	3.28	34	0	0	0	5	46.2	31	21	17	5	18	69
20	Pittsburgh	0-0	5.40	4	0	0	0	0	5.0	4	3	3	1	7	7
	MLB Totals (2 seasons)	5-3	3.02	37	0	0	0	5	50.2	32	21	17	5	19	77
	MLB Totals (1 season)	0-0	5.40	4	0	0	0	0	5.0	4	3	3	1	7	7



## PERSONAL

**HEIGHT/WEIGHT:** 6-0/216  
**BIRTHPLACE:** San Diego, Calif.  
**BORN:** March 8, 1999  
**ACQUIRED:** 2nd Round (2017)

**BATS/THROWS:** Left/Left  
**RESIDES:** San Diego, Calif.  
**AGE:** 22  
**SCHOOL:** Rancho Bernardo (Calif.) High School

## CAREER HIGHS

**HITS:** 4, 4x, last - 5/7/19 (BRD @ CLR)  
**RUNS:** 2, several  
**HOME RUNS:** 1, several

**RBI:** 7, 7/21/19 (BRD @ TAM)  
**STOLEN BASES:** 1, 7x, last - 8/28/19 (BRD vs. PMB)  
**HITTING STREAK:** 13 games, 4/14-4/27/18

## AWARDS & HONORS

South Atlantic League Player of the Week (4/22/2018)  
 2018 South Atlantic League Mid-Season All-Star  
 2018 South Atlantic League Post-Season All-Star  
 2019 Florida State League Mid-Season All-Star  
 2019 Florida State League All-Star Game MVP  
 Florida State League Player of the Week (7/21/2019)

## PROSPECT RANKINGS

2018 *Baseball America* No. 16/MLB.com No. 14 Pirates prospect  
 2018 *Baseball America* No. 11 South Atlantic League prospect  
 2019 *Baseball America* No. 8/MLB.com No. 7 Pirates prospect  
 2020 *Baseball America* No. 12/MLB.com No. 12 Pirates prospect  
 2021 *Baseball America* No. 19/MLB.com No. 18 Pirates prospect

## CAREER HIGHLIGHTS

**CAREER TRANSACTIONS:** Drafted by the Pittsburgh Pirates in the second round (50th overall) of the 2017 First-Year Player Draft out of San Bernardo (Calif.) High School...Signed on June 20, 2017

**CURVE CUTS:** Calvin David Mitchell...Attended Rancho Bernardo High School in San Diego, which produced current Pirates pitcher Trevor Williams as well as Cubs pitcher Cole Hamels and former big-leaguer Hank Blalock...Hank's uncle, Sammy Blalock, was Mitchell's high school coach...2017 Rawlings Perfect Game First-Team All-American and All-Region First-Team Selection...Perfect Game's top high school outfielder in California, the state's No. 4 overall and the No. 10 high school player in the nation entering the 2017 draft...Hit .369 with 11 homers and 34 RBIs as a high school senior...Hit .371 with 12 homers and 41 RBIs as a junior in 2016...Ranked by MLB Pipeline.com as the 79th-best prospect available in the draft...Participated in the Perfect Game All-American Classic and played for 17U Team USA while in high school...Father pitched collegiately at Fresno State...Committed to University of San Diego before signing with the Pirates...Signed slot value signing bonus of \$1,357,300

**2020:** Did not play as a result of COVID-19 pandemic

**2019:** Spent entire season with A-Adv. Bradenton...Led the Florida State League in total bases with 183, eighth with 451 at-bats and ranked 10th with a .406 slugging percentage...15 home runs ranked sixth in the FSL while 64 RBIs tied for fifth and led the Marauders...142 strikeouts ranked seventh in FSL...Among Pirates minor leaguers, his 15 homers were eighth-best and 64 RBIs ranked seventh...Led FSL right fielders with a .977 fielding percentage...Collected 28 multi-hit games...Batted .290 through 23 games in April with four homers...Compiled fourth career four-hit game on 5/7 @ CLR with a double, triple and two RBIs to lead Bradenton to a 4-2 win...Batting average topped out a .315 on after a second straight two-hit game on 5/11 vs. PMB...Belted a walk-off, two-run homer with two outs on 6/12 vs. CHA to boost Bradenton to a 2-1 win, which was his first career walk-off hit...Entered All-Star Break with .279 batting average, seven homers, 32 RBIs and 67 hits, which ranked fourth in the FSL...Named a Florida State League All-Star and went 2-for-4 with doubles in the first and fifth along with a run scored from the leadoff spot for the South All-Stars...Named Florida State League All-Star Game MVP by racking up two of the eight total hits in the game on 6/15 at Jupiter's Roger Dean Chevrolet Stadium...Batting average in the Second Half was .218 but contributed the same amount of RBIs (32) and clubbed eight homers...Went hitless over seven games from 6/20-6/27 for 23 total at-bats and struck out 12 times...Hit safely in 10 straight games, his longest hitting streak of the season, from 7/10-7/22 by batting .432 (16/37) with four homers and 16 RBIs...Smacked a walk-off grand slam to cap off a six-run 10th inning for Bradenton and lifted the club to a 7-3 win on 7/17 vs. CLR...Smashed second grand slam in four-game span during the sixth inning on 7/21 @ TAM and added a fifth-inning, two-run double with a seven-inning

RBI single to total a career-best seven RBIs...The two grand slams were the first two of his pro career...20 RBIs in July ranked second in the Florida State League...Went hitless in 30 consecutive at-bats from 8/4-8/14 (1) with two walks and 23 strikeouts as batting average bottomed out at .246...Stole only base of the season on final day of the campaign...Ranked as the Pirates' No. 14 prospect after the season by *Baseball America* and No. 5 by MLB.com

**2018:** Spent entire season with Single-A West Virginia Power...First full season...Totalled 32 multi-hit games...Led the Power in hits (124), doubles (29), RBIs (65), walks (41) and games played (119)...Finished tied for sixth in the league with .280 batting average...Also ranked tied for eighth with 29 doubles, ninth in hits and 12th with a .771 OPS...29 doubles were 12th-best across all of Class A...Finished third in Pirates organization with 65 RBIs...Hit .452 (24/53) over a career-high 13-game hitting streak from 4/14-4/27, with seven multi-hit games on the streak, which was tied for the 10th-longest hitting streak in the South Atlantic League all season...Racked up eight RBIs in a three-game stretch between 4/19-4/21...After a three-run homer on 4/19 vs. ASH, he doubled twice on 4/20 vs. ASH and knocked in four more runs on a career-best four-hit day on 4/21 vs. ASH...Hit a league-best .500 (13/26) between 4/15-4/21 with five extra-base hits with nine RBIs and was named SAL Player of the Week...Notched second four-hit game within the week on 4/27 @ LEX with two doubles...Hit safely in 20 of first 22 games and owned a .381 batting average through 4/27...Led the South Atlantic League with 14 extra-base hits in April...Hit safely in 22 of 26 games and batted .365 (35/96) from 5/9-6/8 (1)...Collected multiple hits in four straight games between 5/21-5/25, going 9-for-15 with two doubles, one homer and three RBIs...Entered All-Star Break with a .316 average and 17 doubles, each fourth-best in the league...Started in right field for the North All-Stars in the South Atlantic League All-Star Game in Greensboro, N.C. on 6/19...Singled in first at-bat during the second inning and finished 1-for-3...Hit .239 in the second half...Landed on the injured list for the first time in pro career on 6/24, retroactive to 6/23...Activated on 7/1...Hit three-run homer and went 2-for-5 in second game back on 7/3 @ HAG...Ended season hitting safely in 8 of last 9 games, including four straight two-hit games between 8/26-8/30...Hit .357 against left-handed pitchers...Hit .326 with runners in scoring position...Named a South Atlantic League Post-Season All-Star...Ended the season as the Pirates' No. 9 prospect according to MLB.com and No. 8 by *Baseball America*

**2017:** Spent debut season with GCL Pirates...Collected his first pro hit in debut game on 6/26 vs. GCL Tigers...Connected on his first pro homer in third game on 6/28 vs. GCL Braves as part of a 3-for-5 performance...Went 4-for-4 with two doubles and an RBI on 8/21 vs. GCL Blue Jays...Knocked in a career-best four RBIs on 8/26 @ GCL Yankees...Hit safely in his last five games to end season...Closed the season as Pittsburgh's No. 15 prospect according to MLB.com and No. 14 by *Baseball America*

## CAREER STATISTICS

YR	CLUB	AVG	G	AB	R	H	2B	3B	HR	RBI	BB	SO	SB	OBP	SLG
17	GCL Pirates (Rk.)	.245	43	159	17	39	11	0	2	20	24	35	2	.351	.352
18	West Virginia (A)	.280	119	443	55	124	29	3	10	65	41	109	4	.344	.427
19	Bradenton (A+)	.251	118	451	54	113	21	2	15	64	32	142	1	.304	.406
MiLB Totals (3 seasons)		.262	280	1053	126	276	61	5	27	149	97	286	7	.328	.406



## PERSONAL

**HEIGHT/WEIGHT:** 6-6/226  
**BIRTHPLACE:** Defiance, Ohio  
**BORN:** November 5, 1993  
**ACQUIRED:** 18th Round (2017)

**BATS/THROWS:** Right/Right  
**RESIDES:** Defiance, Ohio  
**AGE:** 27 (Turns 28 on November 5)  
**SCHOOL:** Ohio State University

## CAREER HIGHS

**IP (START):** N/A  
**IP (RELIEF):** 4.0, 7/6/19 (BRD vs. FLO)  
**RUNS ALLOWED:** 6, 8/31/19 (ALT @ HBG)

**STRIKEOUTS:** 6, 2x, last - 7/17/19 (BRD vs. CLR)  
**WALKS:** 4, 6/13/19 (BRD vs. CHA)  
**MOST HITS:** 5, 8/31/19 (ALT @ HBG)

## CAREER HIGHLIGHTS

**CAREER TRANSACTIONS:** Drafted by the Texas Rangers in the 39th round (1,158th overall) of the 2015 First-Year Player Draft out of Ohio State University but did not sign...Drafted by the Pittsburgh Pirates in the 18th round (538th overall) of the 2017 First-Year Player Draft out of Ohio State University...Signed on June 23, 2017

**CURVE CUTS:** Shea Addison Murray...Graduated from Defiance (Ohio) High School in 2012...Same school that produced Major Leaguers Chad Billingsley, Jonathan Niese, Justin Hancock and Scott Taylor...Two-year starter on the baseball team, four-year letterman in basketball and two-time letterman in soccer...Played center field at Defiance and, aside from little league and junior high, did not pitch competitively until after high school career was finished...High school pitching rotation included four college pitchers, including three Division I signings...Two-way player for prestigious travel team in Northwest Ohio, the Napoleon River Bandits...Pitched 15.2 innings with 24 strikeouts, 19 walks and a 9.84 ERA with the River Bandits, his first taste of live-game pitching...Walked on at Ohio State as a pitcher and was drafted by the Rangers in 2015 but he returned to the Buckeyes...Transitioned back to the outfield as a fifth-year senior at Ohio State...Had elbow surgery to repair a torn UCL and missed his first pro season...Signed for \$12,500

**2020:** Did not play as a result of COVID-19 pandemic

**2019:** Opened the season with Single-A Greensboro...Promoted to A-Adv. Bradenton on 5/4...Earned first professional win on 6/21 vs. TAM...Also recorded the first six saves of his pro career, beginning with the first on 5/26 vs. TAM...Six saves with Bradenton led the team...Over 16 games from 6/21-8/28, held a 0.75 ERA (2 ER/24 IP) with 40 strikeouts...Allowed first home run of pro career and only one of the season on 7/24 @ CLR...Promoted to Double-A Altoona on 8/29...Made Double-A debut on 8/31 @ HBG and was charged with six runs on five hits, which began with four straight singles prior to a sacrifice fly for only out recorded...Entered the game with one out and two runners on and departed with two runners on, who both scored on a grand slam off Angel German to cap an 11-run inning for Harrisburg...Charged with six runs in lone Double-A outing and season-long ERA jumped from 4.46 to 5.75...Over three levels in the Pirates system, held hitters to a .215 batting average, including .172 reverse-split against left-handed hitters...14.16 SO/9 IP ratio was fourth-highest among Pirates minor league pitchers

**2018:** Assigned to short-season West Virginia on 6/14...Made professional debut on 6/17 @ MV and walked all three batters faced that led to three runs allowed...Pitched a hitless, scoreless inning in second outing on 6/22 vs. SC with two walks and two

strikeouts...Did not allow a hit over first five outings but walked 12 hitters and resulted in seven runs, six earned...Temporarily shut down for nearly a month after his outing on 7/11 @ HV that resulted in two unearned runs allowed on two walks and a strikeout...Returned to the mound on 8/11 vs. MV and allowed one run in one inning of work, the only run he allowed for the remainder of the season...Pitched four straight scoreless outings of one inning each to close out the season from 8/11-9/1 to lower ERA from 16.20 to 7.36

**2017:** Did not pitch...Had elbow surgery to repair a torn ulnar collateral ligament (UCL)



**COLLEGE:** Attended Ohio State University with an Air Force ROTC scholarship...Did not pitch in high school but earned a walk-on spot as a pitcher...Redshirted his true freshman season to refine pitching abilities...Made debut on the mound in 2014 and appeared in five games, allowed nine runs with eight outs recorded...Opted to forgo ROTC field training to continue baseball career...Threw 7.2 innings and struck out 12 during red-shirt sophomore season with six runs and four walks allowed...Drafted by the Rangers in the 39th round of the 2015 draft but returned to Ohio State...Played in nine games as a redshirt junior, two on the mound with two scoreless innings and appeared as a pinch-runner five times...Played one inning in center field near the end of the regular season...Member of 2016 Big Ten Championship team and earned degree in international affairs...Went undrafted in the 2016 draft...Returned for fifth-year senior season and changed positions to an outfielder...Batted .252 with three homers, three triples and 10 doubles while driving in 17 runs during 50 games and 36 starts...Made first career start in the field on 2/18 vs. Pittsburgh and recorded first college hit, a double, in that contest...Over his career on the mound, appeared in 13 games, struck out 17 in 12.1 innings and allowed 12 walks, 21 hits and 15 runs...Three-time Ohio State Scholar Athlete and two-time Academic All-Big Ten

## CAREER STATISTICS

YR	CLUB	W-L	ERA	G	GS	CG	SHO	SV	IP	H	R	ER	HR	BB	SO
17					DID NOT PLAY - INJURED										
18	West Virginia (A-)	0-0	7.36	10	0	0	0	0	7.1	3	8	6	0	16	7
19	Greensboro (A)	0-0	2.57	8	0	0	0	0	7.0	4	2	2	0	5	10
	Bradenton (A+)	1-0	4.86	26	0	0	0	6	33.1	23	19	18	1	26	54
	Altoona (AA)	0-0	162.00	1	0	0	0	0	0.1	5	6	6	0	1	0
	2019 Totals (A/A+/AA)	1-0	5.75	35	0	0	0	6	40.2	32	27	26	1	32	64
	MilB Totals (2 seasons)	1-0	6.00	45	0	0	0	6	48.0	35	35	32	1	48	71



## PERSONAL

**HEIGHT/WEIGHT:** 6-7/243

**BIRTHPLACE:** Santiago de los Caballeros, D.R.

**BORN:** December 20, 1996

**ACQUIRED:** International Free Agent (2015)

**BATS/THROWS:** Left/Left

**RESIDES:** Santiago de los Caballeros, D.R.

**AGE:** 24 (Turns 25 on December 20)

**SCHOOL:** N/A

## CAREER HIGHS

**IP (START):** 8.0, 6/24/18 (BRD vs. FTM)

**IP (RELIEF):** 5.0, 5/31/17 (SVP @ CSC)

**RUNS ALLOWED:** 6, 7/21/18 (BRD vs. DBT)

**STRIKEOUTS:** 7, 8/23/18 (WVP @ ROM)

**WALKS:** 6, 4/16/19 (BRD @ TAM)

**MOST HITS:** 9, 2x, last - 7/13/17 (WVP vs. AUG)

## CAREER HIGHLIGHTS

**CAREER TRANSACTIONS:** Signed by the Pittsburgh Pirates as an international free agent on May 11, 2015

**CURVE CUTS:** Oddy Joel Nunez...Threw the first no-hitter in Bradenton Marauders history on 6/24/18 vs. FTM...Signed by Pirates scouts Rene Gayo, Juan Mercado, Cristino Valdez and Esteban Alvarez

**2020:** Did not play as a result of COVID-19 pandemic

**2019:** Spent the entire season with A-Adv. Bradenton...Made season debut on 4/6 vs. STL and matched a career-high five walks...Tossed six two-run frames in second start on 4/11 vs. CHA...Set a new career-high with six walks allowed, gave up a pair of home runs and allowed five runs in the first three innings on 4/16 @ TAM but battled through 5.2 innings while Bradenton stormed back to an 11-6 win...Earned lone winning decision on 4/27 @ DBT with six, one-run frames and five punch outs...Did not pitch beyond the third inning in final three outings between 5/4-5/16...Placed on the 7-day injured list on 5/17 with a back strain and missed the remainder of the season

**2018:** Began the season with A-Adv. Bradenton...Posted a 1.90 ERA in five outings (four starts) in April...Lost three consecutive starts between 5/5-5/16 with a 6.46 ERA (11 ER/15.1 IP)...Placed on 7-day injured list on June 6 with left shoulder stiffness and activated on 6/3...Went six shutout frames on 6/19 vs. CLR...Spun the first no-hitter in Marauders history on 6/24 vs. FTM, a rain-shortened eight-inning effort with two walks, one hit batter and six strikeouts...Gave up just one earned run in 19 innings through three starts and went 2-0 from 6/13-6/24...Allowed at least six runs in four of next five starts between 6/30-7/21 and went 1-4 with a 9.12 ERA (25 ER/24.2 IP)...Assigned to Single-A West Virginia on 7/23...Pitched three scoreless innings in first outing with Power on 7/28 vs. ASH...Picked up a save in second outing on 8/3 vs. AUG...Started in final five appearances of the season and recorded four quality starts from 8/10-9/2...Went 1-1 with a 2.30 ERA (8 ER/31.1 IP)...Threw five scoreless innings with seven strikeouts on 8/23 @ ROM, the lone non-quality start of that stretch...Ranked ninth in Pirates organization with a 4.01 ERA...Pitched in seven games for Los Gigantes de Cibao in the 2018 Dominican Winter League

**2017:** Spent entire season with Single-A West Virginia Power...Worked as a starter for the first time in pro career...Worked at least five innings in 11 starts...Picked up first win of the season in a five-inning relief outing on 5/31 @ CSC...



Won his next start on 6/7 vs. DEL after five scoreless, one-hit innings...Posted a 2.37 ERA over 19 innings in four June starts...Racked up career-high eight strikeouts in 5.2 shut-out frames on 7/7 @ ROM...Placed on 7-day injured list on 7/31, retroactive to 7/27 and activated on 8/4...Worked season-high seven innings and earned the win in final start of the season on 9/1 @ DEL...Held left-handed bats to a .160 (20/125) batting average over both levels

**2016:** Came to the U.S. and played for the GCL Pirates...Allowed two runs on four hits in stateside debut on 6/27 @ GCL Braves...Recorded first career save on 7/4 @ GCL Phillies, allowing just one run in three innings...Won first two games in consecutive outings on 7/9 @ GCL Braves and GCL Tigers West...Held opponents to a .205 batting average...Held left-handed bats to a .147 (5/34) batting average and only one extra-base hit...Tied for the team lead with three wins and fanned the second-most batters (27)

**2015:** Made professional debut with DSL Pirates...Made first appearance on 6/8 vs. DSL Rangers...Did not allow an earned run over first four outings...Earned first professional win with two perfect innings on 8/6 @ DSL Mets...2.08 ERA was second-lowest on the club and led the team with a 1.15 WHIP

## CAREER STATISTICS

YR	CLUB	W-L	ERA	G	GS	CG	SHO	SV	IP	H	R	ER	HR	BB	SO
15	DSL Pirates (F-Rk.)	1-0	2.08	11	0	0	0	0	21.2	20	12	5	2	5	20
16	GCL Pirates (Rk.)	3-3	2.34	11	0	0	0	1	34.2	26	11	9	1	12	27
17	West Virginia (A)	5-8	3.71	25	24	0	0	0	114.0	102	55	47	9	32	94
18	West Virginia (A)	1-1	2.17	7	5	0	0	1	37.1	31	11	9	2	8	24
	Bradenton (A+)	4-9	4.70	19	17	1	1	0	99.2	102	60	52	9	44	61
	2018 Totals (A/A+)	5-10	4.01	26	22	1	1	1	137.0	133	71	61	11	52	85
19	Bradenton (A+)	1-1	4.67	8	8	0	0	0	34.2	32	22	18	3	21	20
	MLB Totals (5 seasons)	15-22	3.68	81	54	1	1	2	342.0	313	171	140	26	122	246





## PERSONAL

**HEIGHT/WEIGHT:** 6-2/207  
**BIRTHPLACE:** Palm City, Fla.  
**BORN:** July 30, 1997  
**ACQUIRED:** 4th Round (2016)

**BATS/THROWS:** Left/Left  
**RESIDES:** Hobe Sound, Fla.  
**AGE:** 23 (Turns 24 on July 30)  
**SCHOOL:** Jensen Beach (Fla.) High School

## CAREER HIGHS

**IP (START):** 6.0, 3x, last - 4/21/18 (WVP vs. ASH)  
**IP (RELIEF):** 3.0, 2x, last - 6/5/19 (GBO vs. CSC)  
**RUNS ALLOWED:** 5, 3x, last - 5/21/19 (GBO @ WVP)

**STRIKEOUTS:** 8, 4/21/18 (WVP vs. ASH)  
**WALKS:** 5, 6/29/17 (BRS @ PRN)  
**MOST HITS:** 7, 2x, last - 7/20/17 (BRS @ ELZ)

## PROSPECT RANKINGS

2017 *Baseball America* No. 25/MLB.com No. 22 Pirates prospect

2017 *Baseball America* No. 13 Appalachian League prospect

2018 *Baseball America* No. 21/MLB.com No. 30 Pirates prospect

## CAREER HIGHLIGHTS

**CAREER TRANSACTIONS:** Drafted by the Pittsburgh Pirates in the fourth round (135th overall) of the 2016 First-Year Player Draft out of Jensen Beach (Fla.) High School...Signed on June 20, 2016

**CURVE CUTS:** Braeden Christopher Ogle...Attended Jensen Beach (Fla.) High School...Went 5-1 with a 1.40 ERA as a senior...Struck out 59 batters in 35 innings...First Team All-Area and Rawlings-Perfect Game Third Team All-American in 2016...Committed to the University of Florida before signing with the Pirates for \$800,000...Father, Chris, was a defensive tackle and offensive lineman at Clemson University in the late 1980s and early 1990s...Brother, Parker, is an offensive lineman at the University of Massachusetts...Brother, Alex, played quarterback at Boise State University and Arizona Western College and is the all-time leading passer in Jensen Beach High School history

**2020:** Spent the entire season at the Pirates alternate training site in Altoona

**2019:** Split the season between Single-A Greensboro and A-Adv. Bradenton...Tied career-high for innings pitched (43)...Transitioned into a relief role for the first time in his career...Allowed one run in five innings in season debut on 4/9 vs. HIC and tied season-high with five strikeouts...Yielded five earned runs in four innings over his next two appearances (4/14-4/18)...Struck out five in two innings on 4/26 @ HAG...Had three consecutive scoreless outings between 4/30-5/6 (three innings)...Earned first professional save on 5/3 vs. WVP...Allowed season-high five runs in 0.2 innings @ WV on 5/21...Had saves in back-to-back outings on 5/30 and 6/2...Did not allow an earned run in final four appearances, that totaled four innings, with Greensboro from 6/9-6/20...Promoted to A-Adv. Bradenton on 6/22...Allowed one run in one inning in A-Adv. debut on 6/23 vs. TAM...

Allowed one earned run in 5.1 innings over next two outings from 6/26-6/30...Placed on the 7-day injured list on 7/7 and not pitch between 6/30-8/15...Returned from the injured list on 8/9 vs. DUN and yielded three runs in one inning of work...Did not allow a baserunner over four innings in final three outings of the season from 8/15-8/25...Limited left-handed hitters to a .083 batting average while with Bradenton and posted a WHIP of 0.97

**2018:** Made season debut with Single-A West Virginia Power on 4/10 vs. LWD and allowed three runs in three innings...Yielded just two runs and struck out 17 in 14 innings over next three starts from 4/16-4/27 and held a 1.29 ERA (2 ER/14 IP)...Struck out career-high eight in six innings on 4/21 vs. ASH...Missed the rest of the season due to shoulder inflammation

**2017:** Spent the season with Rookie-level Bristol...Allowed four runs in four innings in debut on 6/24 @ JC...Tossed five scoreless innings on 6/29 @ PRN and earned first professional win...Yielded one run in five innings and struck out on 7/9 vs. PUL...Struck out season-high seven in five scoreless innings on 8/12 @ PUL...Posted a 0.69 ERA (1 ER/13 IP) in 13 innings across final four starts of the season from 7/25-8/12

**2016:** Made professional debut with GCL Pirates on 7/16 @ GCL Tigers West and pitched two scoreless innings...Tossed two scoreless frames with three strikeouts on 7/23 vs. GCL Yankees West...Did not allow an earned run in four innings on 8/10 vs. GCL Braves...Yielded season-high five earned runs on 8/23 @ GCL Phillies...Tossed five scoreless innings and struck out season-high six in final start of season on 8/30 vs. GCL Tigers East...Allowed one earned run or fewer in all but one start on the year...Held opponents to a .188 batting average against for the season



## CAREER STATISTICS

YR	CLUB	W-L	ERA	G	GS	CG	SHO	SV	IP	H	R	ER	HR	BB	SO
16	GCL Pirates (Rk.)	0-2	2.60	8	8	0	0	0	27.2	18	11	8	2	11	20
17	Bristol (Rk.)	2-3	3.14	10	10	0	0	0	43.0	40	17	15	1	16	35
18	West Virginia (A)	2-0	2.65	4	4	0	0	0	17.0	16	5	5	1	10	21
19	Greensboro (A)	1-2	3.69	20	2	0	0	4	31.2	28	18	13	6	10	34
	Bradenton (A+)	2-1	3.18	7	0	0	0	0	11.1	8	5	4	1	3	10
	2019 Totals (A/A+)	3-3	3.56	27	2	0	0	4	43.0	36	23	17	7	13	44
	MLB Totals (4 seasons)	7-8	3.10	49	24	0	0	4	130.2	110	56	45	11	50	120



## PERSONAL

**HEIGHT/WEIGHT:** 6-5/195  
**BIRTHPLACE:** Westwood, N.J.  
**BORN:** October 4, 1995  
**ACQUIRED:** Non-drafted Free Agent (2018)

**BATS/THROWS:** Right/Right  
**RESIDES:** Northvale, N.J.  
**AGE:** 25 (Turns 26 on October 4)  
**SCHOOL:** Rutgers University

## CAREER HIGHS

**IP (START):** N/A  
**IP (RELIEF):** 3.0, 6x, last - 8/11/19 (BRD vs. DUN)  
**RUNS ALLOWED:** 5, 2x, last - 6/27/19 (GBO @ LWD)

**STRIKEOUTS:** 5, 7/28/18 (BRS @ ELZ)  
**WALKS:** 4, 8/2/18 (BRS vs. BLU)  
**MOST HITS:** 6, 5/26/19 (GBO @ HIC)

## CAREER HIGHLIGHTS

**CAREER TRANSACTIONS:** Signed by the Pittsburgh Pirates as a non-drafted free agent on June 27, 2018

**CURVE CUTS:** John James O'Reilly...Attended Northern Valley Regional High School at Old Tappan in New Jersey...Played three seasons of varsity baseball and was the team captain as a senior...Also played on the soccer team all four years, served as a senior captain and was all-league and all-county...High school chess club president

**2020:** Did not play as a result of COVID-19 pandemic

**2019:** Began the season in Pirates Extended Spring Training...Reported to Single-A Greensboro on 5/4...Pitched eight scoreless innings over seven games before allowing four unearned runs on 5/26 @ HIC...Did not allow an earned run over first 9.1 innings from 5/5-5/26...Surrendered a grand slam on 5/30 vs. LWD and was charged for two runs...8 of first 9 runs (16 total) of the season were scored on four separate home runs...Allowed one homer in three straight outings from 5/26-6/3...Did not allow another home run over last 16 games after 6/24...Promoted to A-Adv. Bradenton on 7/16 and allowed just one earned run in 19 innings (0.47 ERA)...Struck out a season-best four hitters over two scoreless innings on 8/16 @ LAK...Pitched 10 consecutive scoreless innings from 8/5-8/29 before promotion to Double-A Altoona on 8/31...Nailed down second save with Bradenton on 8/29 vs. PMB, the final game of the Florida State League season, which was cut short due to Hurricane Dorian...Promoted to Double-A Altoona on 8/31...Made Double-A debut on 9/2 @ HBG with a scoreless

eighth inning of a 1-0 loss, recorded the final outs on the mound for a second Pirates affiliate in 2019

**2018:** Started debut season with GCL Pirates...Appeared in two games, including professional debut on 7/5 @ GCL Yankees West and shouldered the losing decision with two runs in the eighth inning...Promoted to Rookie-level Bristol on 7/9 and pitched the remainder of the season in the Appalachian League...Threw back-to-back scoreless innings of two innings each to start tenure with Bristol...Held 1.64 ERA (2 ER/11 IP) over first five games with Bristol...Allowed four runs on four walks, two hits and one homer with one out recorded on 8/2 vs. BLU...Allowed a home run in three straight outings from 8/2-8/10...Notched first professional save on 8/17 @ BUR with 2.2 hitless innings...Allowed five runs, four earned, in a two-inning outing on 8/23 @ KNG...Rebounded with three perfect innings in final outing of the season on 8/27 vs. DAN

**COLLEGE:** Went 14-19 with a 5.24 ERA in 57 games, 49 starts, in four seasons at Rutgers...Played summer ball for the Adirondack Trail Blazers in 2015 and appeared in six games...Pitched for the Orleans Firebirds of the Cape Cod League during the summer of 2016 and went 1-1 with a 2.84 ERA in 11 games...Friday starter in all 14 weekends as a senior...Closed college career ranked second in program history with 49 starts, fourth with 300.2 innings and seventh with 174 strikeouts...Double majored in labor studies and criminal justice...First Scarlet Knight to ink a deal with the Pirates since Kevin Kerekes in 1988



## CAREER STATISTICS

YR	CLUB	W-L	ERA	G	GS	CG	SHO	SV	IP	H	R	ER	HR	BB	SO
18	GCL Pirates (Rk.)	0-1	13.50	2	0	0	0	0	2.0	5	3	3	0	0	0
	Bristol (Rk.)	2-1	5.33	12	0	0	0	1	25.1	22	17	15	5	12	21
	2018 Totals (Rk.)	2-2	5.93	14	0	0	0	1	27.1	27	20	18	5	12	21
19	Greensboro (A)	1-2	2.15	20	0	0	0	3	29.1	35	16	7	4	10	17
	Bradenton (A+)	1-0	0.47	9	0	0	0	2	19.0	15	3	1	0	5	13
	Altoona (AA)	0-0	0.00	1	0	0	0	0	1.0	1	0	0	0	0	1
	2019 Totals (A/A+/AA)	2-2	1.46	30	0	0	0	5	49.1	51	19	8	4	15	31
	MLB Totals (2 seasons)	4-4	3.05	44	0	0	0	6	76.2	78	39	26	9	27	52



## PERSONAL

**HEIGHT/WEIGHT:** 6-1/210  
**BIRTHPLACE:** Los Angeles, Calif.  
**BORN:** March 14, 1995  
**ACQUIRED:** 12th Round (2016)

**BATS/THROWS:** Right/Right  
**RESIDES:** Los Angeles, Calif.  
**AGE:** 26  
**SCHOOL:** Georgia Tech

## CAREER HIGHS

**HITS:** 4, 4/6/18 (BRD @ STL)  
**RUNS:** 3, 4/17/17 (WVP @ HIC)  
**HOME RUNS:** 2, 5/6/18 (BRD @ CHA)

**RBI:** 4, 2x, last - 8/19/18 (ALT @ POR)  
**STOLEN BASES:** 1, 2x, last - 5/2/18 (BRD vs. DUN)  
**HITTING STREAK:** 9 games, 6/26-7/7/18

## AWARDS & HONORS

2018 Florida State League Mid-Season All-Star

## CAREER HIGHLIGHTS

**CAREER TRANSACTIONS:** Drafted by the Pittsburgh Pirates in the 12th round (375th overall) of the 2016 First-Year Player Draft out of Georgia Tech

**CURVE CUTS:** Arden Louis Joseph Pabst...Attended Harvard-West Lake High School (North Hollywood, Calif.) as a four-year letterman and two-time captain...High school catcher of major league pitchers LHP Max Fried, RHP Lucas Giolito and RHP Jack Flaherty at Harvard-West Lake...Signed for \$75,000

**2020:** Was a non-roster invitee to Pirates spring training... Did not play a regular season game due to COVID-19 pandemic...

**2019:** Spent the entire season with Double-A Altoona... Starting catcher on Opening Day, 4/4 @ AKR, and drove in the first runs of the season with a two-run single to left field...Recorded first multi-hit game with a double and triple in 2-for-4 night on 4/18 @ RIC...Hit a two-run triple to cap off five-run third inning in 8-2 win on 5/18 vs. HBG...Hit first two homers of the season in back-to-back games played on 6/3 and 6/5 @ ERI and went a combined 5-for-9 with three RBIs...Batted .342 (13/38) with two homers, 10 RBIs, four doubles over 10 games from 5/16-6/5, including four multi-hit games, to boost batting average to a season-high .239... Hit .165 (35/212) with five multi-hit games, two homers, 13 RBIs and seven doubles over other 63 games of the season...Knocked third homer of the season on 6/30 vs. BNG...Hit fourth homer of season, a lead-off solo shot in the second inning on 8/10 vs. REA and committed lone error of the season in 62nd game, a throwing error on a stolen base by Luke Williams in the first inning...Tied for the highest fielding percentage (.998) among catchers in Minor League Baseball...Led E.L. catchers with a .998 fielding percentage (1 error in 604 total chances) and ranked fifth with a 35.1% (20/57) caught-stealing rate


**2018:** Began the season with A-Adv. Bradenton and set or matched offensive career-bests with eight homers, 29 RBIs, 12 doubles and two triples while batting .281 over 46 games...Connected on three homers and drove in five RBIs in back-to-back games with a pair of solo shots on 5/6 @ CHA and a three-hit, two-double outing with a two-run homer on 5/8 @ DUN...Hit a three-run homer and drove in a career-best four RBIs on 6/8 @ TAM...Named a 2018 Florida State League All-Star...Caught the final three innings and went 0-for-1 in the FSL All-Star Game for the South Division on 6/16 in Tampa...Played in one game for Triple-A Indianapolis on 6/24 vs. DUR and went 2-for-3...Assigned to Double-A Altoona on 7/12...Led Florida State League catchers

with 46% caught-stealing percentage at time of promotion...Single in first Double-A at-bat on 7/13 @ ERI (2) and threw out two stolen base attempts...Hit first Double-A homer on 8/3 vs. AKR, a two-run shot to left that finished a six-run fourth inning in a 6-4 Curve win...Matched a career-high four RBIs on 8/19 @ POR with a three-run homer over the Maine Monster and an RBI single...Notched first three-hit game at Double-A on the next day on 8/20 @ BNG...Drove home the Curve's first run during their 8-5 comeback win in Game 3 of the ELDS on 9/7 vs. AKR

**2017:** Spent entire season with Single-A West Virginia Power... Hit first professional homer on 4/10 vs. ASH...Totaled 16 multi-hit games and four multi-RBI games...Went 2-for-6 with a home run, double, 3 RBIs and three runs on 4/17 @ HIC...Threw out 27 attempted base-stealers in 510.1 innings at catcher...Placed on 7-day injured list on 8/23 and missed the remainder of the season

**2016:** Spent entire season with Short-Season West Virginia Black Bears...Recorded first professional hit on 6/19 vs. BAT, going 3-for-4 with an RBI...Threw out 16 attempted base-stealers and committed only two errors in 34 games (all starts) behind the plate...Ended season with a hit in four of five games

**COLLEGE:** In three-year career at Georgia Tech, hit .234 with six homers, 54 RBIs and 17 doubles in 124 games...Hit .248 with five doubles, four homers and 19 RBIs in 41 games as a junior at Georgia Tech in 2016...As a sophomore in 2015, led the ACC in caught-stealing percentage (.445) and caught stealings (25), which was also the most by a Yellow Jackets catcher since Matt Wieters' 22 in 2007 and top-10 in the nation



## CAREER STATISTICS

YR	CLUB	AVG	G	AB	R	H	2B	3B	HR	RBI	BB	SO	SB	OBP	SLG
16	West Virginia (A-)	.225	34	120	14	27	2	2	0	7	11	25	0	.299	.275
17	West Virginia (A)	.242	67	231	24	56	12	0	4	24	18	50	0	.299	.346
18	Bradenton (A+)	.281	46	171	19	48	12	2	8	29	10	27	2	.317	.515
	Indianapolis (AAA)	.667	1	3	1	2	0	0	0	0	0	1	0	.667	.667
	Altoona (AA)	.193	19	57	6	11	2	0	2	7	5	15	0	.258	.333
	2018 Totals (A+/AA/AAA)	.264	66	231	26	61	14	2	10	36	15	43	2	.306	.472
19	Altoona (AA)	.192	73	250	18	48	11	3	4	23	11	73	0	.232	.308
	MiLB Totals (4 seasons)	.231	240	832	82	192	39	7	18	90	55	191	2	.281	.359



## PERSONAL

**HEIGHT/WEIGHT:** 5-9/225  
**BIRTHPLACE:** Coffeyville, KS  
**BORN:** September 24, 1995  
**ACQUIRED:** Triple-A Rule V (CHC, 12/10/2020)

**BATS/THROWS:** Right/Right  
**RESIDES:** Cape Coral, FL  
**AGE:** 25 (Turns 26 on September 24)  
**SCHOOL:** Lipscomb (TN) University

## CAREER HIGHS

**IP (START):** 7.0 - 8/14/18 (SB vs LC)  
**IP (RELIEF):** 5.0, 2x last - 7/13/18 (EUG @ VAN)  
**RUNS ALLOWED:** 6, 2x last - 8/27/18 (SB vs FW)

**STRIKEOUTS:** 9, 8/8/18 (SB vs GL)  
**WALKS:** 4, 6/29/18 (EUG vs. EVE)  
**MOST HITS:** 11, 8/27/18 (SB vs FW)

## AWARDS & HONORS

2018 Northwest League Mid-Season All-Star  
 2019 Midwest League Mid-Season All-Star

## CAREER HIGHLIGHTS

**CAREER TRANSACTIONS:** Selected by the Chicago Cubs in the 40th Round (1,215th overall) of the 2017 First-Year Player Draft out of Lipscomb University... Signed by the Chicago Cubs on June 27, 2017... Selected by the Pirates in the Triple-A phase of the Rule V draft on December 10, 2020

**CURVE CUTS:** Jeffrey Passantino... Starred at Bishop Verot HS in Ft. Myers, Fla. under the tutelage of David Nelson... Helped Bishop Verot to a 3A State Championship in 2011, 2012 4A State Runner-Up and 2013 4A State Semi-Finalist... 2012 and 2013 Perfect Game Underclass Honorable Mention All-America... Was named to the First Team All-Area in 2011 and 2012... Named Pitcher of the Year in both 2011 and 2012... Ranked 15th nationally for total number of strikeouts in 2013 by MaxPreps... Ranked 8th in the nation in wins compared to all '14 HS pitchers... Son of Jeff and Elizabeth Passantino... Has two younger sisters, Katharine and Ella... Plans to major in Business/Finance... Chose Lipscomb over Alabama, Missouri, Clemson, Nebraska, FGCU, UCF, USF and FAU... Grandfather played football at Catawba... Helped build custom pools as a summer job in 2013... Hidden talents include golf, chess and playing the drums... Favorite musical group is the Zac Brown Band... His ambition is to one day be a pilot... Was the final pick of the 2017 First-Year Player draft... Was one of three Lipscomb Bison drafted in 2017 following Michael Gigliotti (4th Round, Kansas City) and Brady Puckett (15th Round, Miami)...

**2020:** Did not play as a result of COVID-19 pandemic

**2019:** Totaled 25 appearances, ten starts, across four full-season Cubs affiliates: South Bend, Myrtle Beach, Tennessee and Iowa going 6-2 with a 3.03 ERA in 89.0 innings pitched, struck out 104 batters and walked just 14... Began the season as a reliever with Single-A South Bend going 3.0+ innings in each of his first four appearances... Was placed on the injured list on May 8, activated on May 16... Allowed a season-high five runs in 0.2 innings pitched on 6/11 against Lansing pushing his season ERA from 2.97 to 4.24... Was assigned to High-A Myrtle Beach on June 21 and delivered three scoreless innings of relief on 6/22 against Fayetteville in his Carolina League Debut... Was assigned to Triple-A Iowa on June 27 and made his first two starts of the season... Made his Pacific Coast League debut with 4.0 innings of one-run ball against Omaha on June 27... Delivered a second solid start for the I-Cubs on July 2 at San Antonio allowing one run in 5.0 innings on three hits, no walks and struck out five... Assigned to Double-A Tennessee on July 4 and made two starts in the Smokies rotation... Earned his first double-A win with

5.0 innings of two-run ball on July 6 at Montgomery... Turned in a second solid start for the Smokies on July 12 against Mobile going 5.0 innings, allowing two runs, one earned, on six hits and struck out six... Was assigned to High-A Myrtle Beach on July 15 and rejoined the Pelicans rotation... Was placed on the injured list on August 10, activated on August 21... Went at least 5.0 innings in each of his final nine starts of the season during which he went 4-1 with a 2.44 ERA

**2018:** Opened the season in Extended Spring Training before joining South Bend on June 1... Made three relief appearances with the SB Cubs allowing one earned run in 7.2 innings pitched and struck out 11 batters, walking just two... Was assigned to Short-season Eugene on June 11 and made eight appearances, four starts, recording a 5-0 record with a 3.29 ERA in 38.1 innings pitched and was named a Northwest League Mid-season All-Star... Set a career-high with eight strikeouts in his final appearance with the Emeralds over six innings of three-run ball on 8/2... Returned to South Bend on August 4 and set a new career-high with nine strikeouts over 6.0 scoreless innings on 8/8 against Great Lakes... Completed a career-best 7.0 innings pitched in his next start on 8/14 against Lake County... Finished off his season with four scoreless innings of relief at Great Lakes, allowing just one hit and one walk and striking out seven batters

**2017:** Spent professional debut season with the Rookie-level AZL Cubs... Went 2-0 with a 3.10 ERA in 11 appearances

**COLLEGE:** Played three seasons at Lipscomb where he burst onto the scene as a freshman by going 5-1 with a 2.69 ERA, the second-lowest on the team, he was named a Louisville Slugger Freshman All-American and was selected to the ASUN All-Freshman Team... Made 46 career appearances and went 15-9 with a 3.10 ERA in 261 innings pitched... Was named ASUN Second Team All-Conference in both 2015 and 2017, was named ASUN Pitcher of the Week on three difference occasions during his career... Dominated the Cape Cod League in the summer of 2016 with the Falmouth Commodores going 3-0 with a 0.64 ERA (3 ER/42.0 IP) striking out 39 batters against three walks... Earned the B.F.C. Whitehouse Award, which is given to the most outstanding pitcher in the Cape Cod League... Turned in a stellar junior campaign going 4-2 with a 3.09 ERA, totaling 95 strikeouts in 96.0 innings... Posted a 10.56 strikeout-to-walk ratio which ranked second in the nation behind Auburn's Casey Mize

## CAREER STATISTICS

YR	CLUB	W-L	ERA	G	GS	CG	SHO	SV	IP	H	R	ER	HR	BB	SO
17	AZL Cubs (Rk.)	2-0	3.10	11	0	0	0	0	20.1	28	8	7	0	2	22
18	Eugene (A-)	5-0	3.29	8	4	0	0	0	38.1	37	14	14	2	9	39
	South Bend (A)	4-1	3.41	8	4	0	0	0	34.1	36	16	13	6	4	37
	2018 Totals (A-, A)	9-1	3.34	16	8	0	0	0	72.2	73	30	27	8	13	76
19	South Bend (A)	2-1	4.24	14	0	0	0	0	34.0	35	17	16	6	7	48
	Myrtle Beach (A+)	3-1	2.00	7	6	0	0	0	36.0	28	8	8	3	6	35
	Tennessee (AA)	0-0	3.60	2	2	0	0	0	10.0	14	4	4	1	0	10
	Iowa (AAA)	0-0	2.00	2	2	0	0	0	9.0	7	2	2	0	1	11
	'19 Totals (A/A+/AA/AAA)	6-2	3.03	25	10	0	0	0	89.0	84	31	30	10	14	104
	MiLB Totals (3 seasons)	17-3	3.16	52	18	0	0	0	182.0	185	69	64	18	29	202





## PERSONAL

**HEIGHT/WEIGHT:** 6-0/172  
**BIRTHPLACE:** Santo Domingo, D.R.  
**BORN:** April 23, 1999  
**ACQUIRED:** International Free Agent (2015)

**BATS/THROWS:** Right/Right  
**RESIDES:** Santo Domingo, D.R.  
**AGE:** 21 (Turns 22 on April 23)  
**SCHOOL:** N/A

## CAREER HIGHS

**HITS:** 4, 3x, last - 5/5/19 (GBO vs. WVP)  
**RUNS:** 3, 7x, last - 6/30/19 (BRD @ FTM)  
**HOME RUNS:** 1, several

**RBI:** 3, 4/6/19 (GBO vs. HAG)  
**STOLEN BASES:** 2, several  
**HITTING STREAK:** 10 games, 4/11-4/22/19

## AWARDS & HONORS

2019 South Atlantic League Mid-Season All-Star

## PROSPECT RANKINGS

2017 *Baseball America* No. 2 Gulf Coast League prospect  
 2018 *Baseball America* No. 10/MLB.com No. 10 Pirates prospect  
 2019 *Baseball America* No. 12/MLB.com No. 17 Pirates prospect  
 2020 *Baseball America* No. 26/MLB.com No. 20 Pirates prospect

## CAREER HIGHLIGHTS

**CAREER TRANSACTIONS:** Signed by the Pittsburgh Pirates as an international free agent on July 2, 2015

**CURVE CUTS:** Kevin Bryan Sanchez...Was the Pirates' top international signee in 2015 for \$450,000...Began his professional career at age 18...Signed by Pirates scouts Rene Gayo, Juan Mercado and Victor Santana...Pulled off a straight steal of home for the Pirates during a Major League Spring Training game against the Phillies at LECOM Park on March 26, 2018...His 81 career stolen bases from 2016-2019 rank fourth-most among Pirates minor leaguers behind Cole Tucker (99), Alfredo Reyes (94) and Jared Oliva (84)...Oliva's 69 steals in 2018-19 is the only total better than Sanchez over the last two seasons (63)



**2020:** Did not play as a result of COVID-19 pandemic

**2019:** Split the season between Single-A Greensboro and A-Adv. Bradenton...33 stolen bases ranked third in the Pirates system and 59 strikeouts were second-fewest among full-season players, resulting in a 12.9% strikeout percentage for the fifth-lowest rate in the organization...Opened the season with Single-A Greensboro...Set a career-high with a 10-game hitting streak from 4/11-4/22 and batted .421 (16/38)...Hit safely in 17 of 18 games from 4/11-5/2 at a .361 (26/72) rate...Batted .337 through the month of April, seventh-best in the South Atlantic League...Went a perfect 4-for-4 at the plate on 5/5 vs. WVP with a double, triple and two RBIs...Played in South Atlantic League All-Star Game on 6/18 in Charleston, W.V. and went 1-for-5 with a double from the leadoff spot for the North All-Stars' 6-2 win...Promoted to A-Adv. Bradenton on 6/20...At the time of his promotion, led the South Atlantic League in triples with six, ranked ninth with a .301 batting average, tied for third in runs scored (43), tied for second in stolen bases (20), second in hit by pitch (12) and 10th in on-base

percentage (.377)...Made debut for Bradenton on 6/20 vs. TAM and went 0-for-4...Had back-to-back two-hit games on 6/22 and 6/23 vs. TAM...Suffled to a .172 average over first 43 games with Bradenton but surged with four two-hit games over last nine games of the season, batting .310 (9/29)...Finished tied for fourth in the South Atlantic League in triples...Ranked third among Pirates minor leaguers in stolen bases. After the season, ranked as Pittsburgh's No. 28 prospect by *Baseball America* and No. 17 in the system by MLB.com

**2018:** Spent entire season with Single-A West Virginia Power...30 stolen bases ranked third in the Pirates system...First full season...Launched first homer on 4/10 vs. LWD...Doubled twice on 4/16 @ CSC and drove in two runs...Suffered 0-for-19 stretch over seven games between 4/19-4/26...Hit walk-off sacrifice fly on 5/7 vs. HIC in the ninth inning to push the Power to a 4-3 win...Hit .275 (53/193) with 19 RBIs and 33 runs in 60 games after the All-Star Break after hitting .211 through the first half...Stole 30 bases which ranked fourth in the South Atlantic League and Pirates organization...Played in one game for Aguilas Cibaenas in the 2018 Dominican Winter League...Ranked by MLB.com as the Pirates' No. 10 prospect and No. 12 in the organization by *Baseball America* at the close of the season

**2017:** Spent entire season with GCL Pirates...Tripled in U.S. debut on 6/26 vs. GCL Tigers...Hit first pro homer, a solo shot, on 6/30 vs. GCL Tigers West...Recorded a career-best four hits (4-for-5) with a double and three runs on 7/12 @ GCL Tigers...Recorded second four-hit game on 7/24 vs. GCL Yankees West...Hit .329 (28/85) with 12 RBIs and 19 runs in 21 games in July...Hit walk-off sacrifice fly on 8/5 vs. GCL Blue Jays in the 12th inning to lift GCL Pirates to 10-9 win...Reached base safely in 26 straight games from 7/29 until end of season, which was the second-longest streak in the league, and owned a .339 on-base percentage during that stretch...Led GCL with 42 runs and was tied for third in total bases...Led team in hits (58) and stolen bases (14)...Led all GCL outfielders with 1.000 fielding percentage and tied for the most total chances (132)...Ranked eighth in Pirates organization with .284 batting average...Ranked by *Baseball America* as the Gulf Coast League's No. 2 prospect...Also ranked as Pittsburgh's No. 10 prospect by *Baseball America*

**2016:** Spent entire season with DSL Pirates...Recorded first professional hit in third game on 6/11 @ DSL Mets...Hit .348 through first 13 games with three doubles

## CAREER STATISTICS

YR	CLUB	AVG	G	AB	R	H	2B	3B	HR	RBI	BB	SO	SB	OBP	SLG
16	DSL Pirates (F-Rk.)	.235	45	153	19	36	4	1	0	10	24	18	4	.359	.275
17	GCL Pirates (Rk.)	.284	51	204	42	58	11	2	4	20	21	19	14	.359	.417
18	West Virginia (A)	.243	114	378	57	92	18	1	4	34	41	72	30	.322	.328
19	Greensboro (A)	.301	61	226	43	68	10	6	4	26	17	28	20	.377	.451
	Bradenton (A+)	.196	52	163	21	32	3	3	1	9	18	31	13	.300	.270
	2019 Totals (A/A+)	.257	113	389	64	100	13	9	5	35	35	59	33	.345	.375
	MLB Totals (4 seasons)	.254	323	1124	182	286	46	13	13	99	121	168	81	.342	.353



## PERSONAL

**HEIGHT/WEIGHT:** 6-5/224  
**BIRTHPLACE:** Columbus, Ohio  
**BORN:** December 27, 1996  
**ACQUIRED:** 19th Round (2015)

**BATS/THROWS:** Right/Left  
**RESIDES:** Keller, Texas  
**AGE:** 24 (Turns 25 on December 27)  
**SCHOOL:** Timber Creek (Texas) High School

## CAREER HIGHS

**IP (START):** 6.0, several  
**IP (RELIEF):** 4.1, 7/14/18 (WVP vs. DEL)  
**RUNS ALLOWED:** 9, 8/2/16 (BRS vs. JC)

**STRIKEOUTS:** 8, 6/5/18 (WVP vs. LEX)  
**WALKS:** 4, 4x, last - 9/1/18 (WVP @ CSC)  
**MOST HITS:** 9, 7/8/18 (WVP vs. HAG)

## AWARDS & HONORS

2017 New York-Penn League Mid-Season All-Star

## CAREER HIGHLIGHTS

**CAREER TRANSACTIONS:** Drafted by the Pittsburgh Pirates in the 19th round (577th overall) of the 2015 First-Year Player Draft out of Timber Creek (Texas) High School...Signed on July 10, 2015

**CURVE CUTS:** Isaac Daniel Schlabach...Attended Timber Creek (Texas) High School...Went 5-1 with a 1.98 ERA during his junior year...First player drafted in Timber Creek history...Joined Ke'Bryan Hayes as only high school players drafted by the Pirates in the top 20 rounds in 2015...Signed with the Pirates for \$150,000...Enjoys playing video games and claims he has not found a baseball player who can beat him in Mario Kart

**2020:** Did not play as a result of COVID-19 pandemic

**2019:** Spent the entire season with A-Adv. Bradenton...First season used primarily as a reliever...Finished second on the team in ERA (2.50) among pitchers with at least 20 appearances...Earned a save in second outing after tossing four scoreless innings on 4/8 @ CHA...Did not allow a run in four consecutive appearances between 4/8-4/24, totaling 10 innings...Spent 5/25-6/28 on the 7-day injured list...Had another stretch of no runs allowed in four straight outings from 7/3-7/17 over 5.2 innings...Made first start of the season on 7/23 @ CLR and allowed five hits and two runs in four innings...Pitched season-high five innings and allowed one run on 8/14 @ FLO...Posted a 1.52 ERA over 23.2 innings between July and August...Pitched for Gigantes de Carolina in the Puerto Rican Winter League and posted a 1.35 ERA in 12 appearances over 13.1 innings with 12 strikeouts

**2018:** Spent first full season with Single-A West Virginia...Made first career outing out of the bullpen on 4/5 vs. GVL, pitching two innings with a pair of runs allowed...Had back-to-back

scoreless appearances on 4/19 and 4/22 vs. ASH (six innings)...In a starting role, struck out a career-high eight on 6/5 vs. LEX in six scoreless innings...Recorded a season-best three consecutive scoreless outings between 8/2-8/10 (3.1 innings)...Tossed six scoreless innings in his final outing of the year on 9/1 @ CSC...Allowed just four earned runs over his final 22 innings (1.64 ERA) of the year (8/2-9/1)...Did not yield an earned run in 13 of his 29 appearances on the season

**2017:** Spent entire season with short-season West Virginia Black Bears...Named a New-York Penn League Mid-Season All-Star...Finished the year third in the NYPL in batting average against (.205) and eighth in WHIP (1.07)...Had four consecutive starts of six innings and one or fewer earned runs between 7/6-7/23...Tossed a scoreless inning with two strikeouts in NYPL All-Star Game on 8/15...Pitched five scoreless innings on 8/20 vs. MV...Pitched six shutout frames on 8/30 vs. SC...Tossed six scoreless innings in his final outing of the season on 9/4 vs. WIL...Allowed one earned run or fewer in nine of his 14 starts...Held right-handed hitters to a .199 batting average on the year

**2016:** Spent the year with Bristol Pirates of the Appalachian League...Earned first professional win on 6/25 at BLU...Pitched a season-high six innings and allowed one earned run on 7/5 at PUL...Had consecutive starts of five innings and one earned run allowed on 7/17 and 7/22...Yielded a career-high nine runs on 8/2 vs. JC...Tossed five scoreless innings on 8/8 vs. KNG for only scoreless appearance of the season...Limited left-handed batters to a .186 batting average on the year

**2015:** Made professional debut on 8/11 with the GCL Pirates and allowed one unearned run over two innings...Yielded at least two earned runs in each of final three starts



## CAREER STATISTICS

YR	CLUB	W-L	ERA	G	GS	CG	SHO	SV	IP	H	R	ER	HR	BB	SO
15	GCL Pirates (Rk.)	0-2	5.40	4	4	0	0	0	11.2	11	8	7	1	6	8
16	Bristol (Rk.)	1-6	5.22	13	13	0	0	0	60.1	67	41	35	6	22	31
17	West Virginia (A-)	6-4	2.83	14	14	1	0	0	70.0	53	24	22	5	22	49
18	West Virginia (A)	8-4	3.55	29	10	0	0	0	88.2	98	46	35	7	32	68
19	Bradenton (A+)	4-1	2.50	25	3	0	0	1	50.1	46	14	14	2	9	37
MiLB Totals (5 seasons)		19-17	3.62	85	44	1	0	1	281.0	275	133	113	21	91	193



## PERSONAL

**HEIGHT/WEIGHT:** 6-1/221  
**BIRTHPLACE:** Chesapeake, Va.  
**BORN:** October 24, 1997  
**ACQUIRED:** 16th Round (2018)

**BATS/THROWS:** Right/Right  
**RESIDES:** Chesapeake, Va.  
**AGE:** 23 (Turns 24 on October 24)  
**SCHOOL:** Randolph-Macon (Va.) College

## CAREER HIGHS

**IP (START):** 6.1, 6/1/19 (GBO vs. LWD)  
**IP (RELIEF):** N/A  
**RUNS ALLOWED:** 7, 7/14/19 (GBO vs. WVP)

**STRIKEOUTS:** 10, 6/1/19 (GBO vs. LWD)  
**WALKS:** 4, 3x, last - 6/6/19 (GBO @ LWD)  
**MOST HITS:** 7, 3x, last - 8/12/19 (GBO @ KAN)

## CAREER HIGHLIGHTS

**2020:** Did not play as a result of COVID-19 pandemic

**2019:** Spent the entire season with Single-A Greensboro... Among pitchers that threw at least 75 innings, ranked fourth in the Pirates organization with a 2.97 ERA, second with a 1.11 WHIP and third with a 8.80 K/9 IP ratio...Started the season in Extended Spring Training...Assigned to Greensboro on 5/15 and made season debut on 5/15 vs. DEL, pitching four one-run innings...Earned first win of season after throwing five innings and allowing two runs on 5/21 @ WVP...Struck out career-high 10 in 6.1 innings on 6/1 vs. LWD...Allowed just one run in six innings in win on 6/16 @ KAN...Yielded one earned run in three consecutive starts across 16 innings from 6/28-7/9 (1.69 ERA)...Allowed career-high seven runs, two earned on 7/14 vs. WVP...Allowed one total earned run and won three consecutive starts from 7/26-8/6, posting a 0.56 ERA (1 ER/16 IP) in those three starts...Allowed four runs on seven hits in four innings on 8/12 @ KAN...Allowed two earned runs or less in 13 of 17 starts on the year...Did not yield more than four earned runs in a single outing...Held opponents to a .215 batting average on the season...Posted 2.66 ERA (22 ER/74.1 IP) over final 14 starts of the season between 6/1-8/12 after posting a 4.61 ERA (7 ER/13.2 IP) in first three starts in May...Placed on the injured list on 8/17, retroactive 8/16 and missed the remainder of the season

**2018:** Spent the entire debut season with Rookie-level Bristol...Made professional debut on 6/23 vs. ELZ and retired all nine batters he faced...Tossed 3.1 scoreless frames with six strikeouts on 6/29 @ PRN...Began professional career with nine-inning scoreless streak across three starts from 6/23-7/4...Allowed five runs in four innings on 7/15 @ GRN as ERA jumped from 2.61 to 5.02...Allowed two earned runs or less in four straight starts from 7/21-8/9 and held a 2.25 ERA (5 ER/20 IP)...Struck out eight over six innings and earned first professional win in final start of season on 8/28 vs. DAN...Had a 2.36 ERA (7 ER/26.2 IP) in six starts at home compared to 6.43 ERA (15 ER/21 IP) in five road starts...Held left-handed hitters to a .182 batting average for the season while right-handers hitters batted .274 against him

**COLLEGE:** Played three years at Division III Randolph-Macon (Va.) College...Went 18-5 with a 2.95 ERA in 30 appearances including 28 starts in his career...Struck out 192 batters in 171 innings over his three years at Randolph-Macon...Went 11-3 with a 2.60 ERA and 126 strikeouts in 97 innings as a junior in 2018...Named ABCA/Rawlings NCAA DIII First Team All-American and Old Dominion Athletic Conference Pitcher of the Year...Led the nation in strikeouts...Set program records for wins and starts (14)...Helped lead Randolph-Macon to 2018 Division III College World Series...Made five appearances as a sophomore in 2017...Went 3-1 with a 3.05 ERA in 20.2 innings...Started 10 games as a freshman...Posted a 3.54 ERA in 53.1 innings...Sixth player drafted and second-highest in Randolph-Macon history



**CAREER TRANSACTIONS:** Drafted by the Pittsburgh Pirates in the 16th round (474th overall) of the 2018 First-Year Player Draft out of Randolph-Macon College...Signed on June 13, 2018

**CURVE CUTS:** Colin Andrew Selby...Attended Western Branch (Va.) High School...Named Conference Co-Player of the Year, First Team All-Region, Second Team All-State, First Team All-Conference pitcher and Second Team All-Conference outfielder as a senior in 2015...Helped lead Western Branch to Conference 2 regular season championship and 6A South Regional Championship in 2015...Won 6A State Championship in 2014 as a junior...Member of Distributive Education Clubs of America and Future Business Leaders of America in high school...Uncle, Chuck Nightingale, played football at Notre Dame in the 1970s...Same high school as LHP Jimmy Anderson, who pitched a complete game in his lone appearance for Curve in 2000...Signed with Pirates for \$125,000...Highest Pirates draft pick from a Division III school since Tony Womack in 1991 from Guilford College (seventh round)...Third Division III player drafted in 2018

## CAREER STATISTICS

YR	CLUB	W-L	ERA	G	GS	CG	SHO	SV	IP	H	R	ER	HR	BB	SO
18	Bristol (Rk.)	1-3	4.15	11	11	0	0	0	47.2	43	27	22	4	16	41
19	Greensboro (A)	6-3	2.97	17	17	0	0	0	88.0	71	39	29	8	27	86
MiLB Totals (2 seasons)		7-6	3.38	28	28	0	0	0	135.2	114	66	51	12	43	127



## PERSONAL

**HEIGHT/WEIGHT:** 5-11/182  
**BIRTHPLACE:** Burlington, Mass.  
**BORN:** June 6, 1996  
**ACQUIRED:** 14th Round (2017)

**BATS/THROWS:** Right/Right  
**RESIDES:** Burlington, Mass.  
**AGE:** 24 (Turns 25 on June 6)  
**SCHOOL:** University of Massachusetts-Lowell

## CAREER HIGHS

**HITS:** 4, 2x, last - 5/12/18 (WVP @ LWD)  
**RUNS:** 3, 5x, last - 8/13/19 (ALT @ HBG)  
**HOME RUNS:** 2, 8/13/19 (ALT @ HBG)

**RBI:** 5, 6/9/19 (BRD @ DUN)  
**STOLEN BASES:** 2, 4x, last - 5/23/19 (BRD vs. TAM)  
**HITTING STREAK:** 13 games, 8/2-8/19/17

## AWARDS & HONORS

Florida State League Player of the Week (4/21/2019)  
 2019 Florida State League Mid-Season All-Star

## CAREER HIGHLIGHTS

**CAREER TRANSACTIONS:** Drafted by the Pittsburgh Pirates in the 14th round (418th overall) of the 2017 First-Year Player Draft out of the University of Massachusetts-Lowell...Signed on June 27, 2017

**CURVE CUTS:** Chris Frederick Sharpe...Attended Burlington High School and played football and baseball...Drove in the go-ahead run for Burlington in the Division 2 North Championship game as a sophomore...Team captain as a senior...Middlesex League All-Star as a junior and senior...Spent a post-graduate year at Bridgton (Maine) Academy High School...Highest drafted player out of UMass Lowell since former Pirate Jack Leathersich was picked in the fifth round in 2011 and 21st player in program history...Signed for \$256,000

**2020:** Did not play as a result of COVID-19 pandemic

**2019:** Split the season with A-Adv. Bradenton and Double-A Altoona...Ranked tied for second in the Pirates system with 31 doubles, seventh with 16 homers, sixth with 68 RBIs, eighth with 116 hits and second with 80 runs...Also ranked 10th with a .440 slugging percentage and .773 OPS was ninth-best...Bradenton's Opening Day starter in left field for on 4/4 and delivered a sacrifice fly in the fifth for the game's only run in a 1-0 win...Sputtered over first nine games, going 2-for-26 (.077) from 4/4-4/14...Broke out for FSL Player of the Week for 4/15-4/21 with five multi-hit games and batted .478 (11/23) with five extra-base hits, including his first two homers of the season...After finishing April with a .240 average, batted .299 over 26 games in May...Hit first career grand slam during the seventh inning on 5/28 vs. LAK...Recorded a career-high five RBIs on 6/9 @ DUN during a 3-for-4 day that included a first-inning single, a two-run single in the second and a two-run double in the seventh...Selected to the Florida State League All-Star Game on 6/15, appeared as a pinch-hitter in the sixth inning and popped out in his only plate appearance...Batted .397 (29/73) from 5/26-6/19, the last 21 games with A-Adv. Bradenton with seven multi-hit games...Promoted to Double-A Altoona on 6/20...At the time of call-up, ranked second in the Florida State League with .385 on-base percentage, third with a .836 OPS, sixth with a .292 batting average, fourth with 15 steals and 17 doubles, sixth with 66 hits, eighth with 24 extra-base hits and third with eight hit-by-pitch...Made Double-A debut on 6/21 @ HFD...Doubled to left in first at bat with the Curve and singled in second plate appearance...Crushed first Double-A home run in second game on 6/22 @ HFD to tie the game, 3-3, before the Yard Goats rebounded for a 7-3 win...Hit walk-off single in bottom of ninth on 6/29 vs. BNG (2), his first career walk-off hit...Hit go-ahead grand slam, the second of the season and of his career, to left field in six-run fourth inning of an 8-5 win on 6/30 vs. BNG...Hit game-tying, two-run double in top of the eighth and went 2-for-4 with three RBIs in 5-4 win on 7/1 @ AKR...Drove in three runs with a two-run homer and an RBI single in 6-5 comeback win on 7/4 vs. ERI...Broke 0-for-15 slide with a double in the fifth inning on

7/13 @ ERI...Broke a 6-6 tie with a game-winning, two-run homer in top of ninth in 8-6 comeback win on 7/21 @ BOW...Notched first three-hit game at Double-A, missing the cycle by a triple during a 3-for-4 performance on 8/5 vs. RIC...Recorded first multi-homer game of his pro career during a 13-10 loss on 8/13 @ HBG with a first-inning solo blast and a two-run shot to pull the Curve within one run in the fifth...Hammered 15th homer, his 10th at Double-A, and 30th double of the season between both levels in the same game on 8/23 @ BOW, helping drive in three runs of a 7-0 win...Ranked fifth in the Eastern League with 11 home runs, tied for fourth with 38 RBIs and second with 44 runs scored during his time in the league from 6/21 through the end of the season...11 home runs ranked third on the team...Led Curve outfielders with nine outfield assists, which ranked sixth in the E.L...Played for Gigantes de Carolina of the Puerto Rican Winter League with fellow Pirates farmhands Ike Schlabach and Dylan Busby and ranked in the top 10 in batting average (.261), on-base percentage (.391), slugging percentage (.406), OPS (.797), triples (3) and walks (15)

**2018:** Spent entire season with Single-A West Virginia...Hit a solo homer for first hit of the season on 4/8 vs. GVL...Set career-best days with a pair of four-hit games...Went 4-for-5 with a triple and three runs scored on 4/14 @ HIC...Had a perfect 4-for-4 day with a double on 5/12 @ LWD...Average dipped from .288 to .241 with a slide from 5/14-5/29 in which he hit .105 (4/38) and finished with a .197 (15/76) average in May...Hit safely in 20 of 26 games in June and batted .357 (30/84) with 17 RBIs, seven doubles and two homers...Racked up a 12-game hitting streak from 6/10-6/25 (1) and hit .425 (17/40) with four multi-hit games...Held a .284 average through 7/4 but batted .114 (4/35) over final 10 games...Placed on the 7-day injured list on 7/19 with a broken hand and was activated on 8/30 to play in two more games at the end of the season

**2017:** Spent debut season with short-season West Virginia Black Bears...Made pro debut on 7/1 vs. WIL and went 1-for-2 with a walk...Went 3-for-6 with an RBI on 7/4 @ MV...Swatted first career home run on 7/23 vs. BAT, a two-run shot, and drove home four total RBIs during a 2-for-4 performance...Hit safely in 18 of final 20 games and reached base in 19 of 20 games from 8/1-8/25...Over that period, batted .278 (22/79) and raised average from .190 to .234...Compiled a career-best 13-game hitting streak from 8/2 (2)-8/19 while hitting at a .333 (17/51) pace

**COLLEGE:** Played two seasons at UMass Lowell and had a career average of .276 with eight homers, 44 RBIs, 22 doubles and six triples...After batting .228 as a freshman at UMass Lowell, led the River Hawks club with a .338 average as a draft-eligible sophomore and belted a team-best seven homers and 16 doubles over 33 games...Limited to 33 games due to injury...Played summer ball with the Newark Pilots in 2016 and hit .253 with 15 extra-base hits...Appeared in three games for the Yarmouth-Dennis Red Sox of the Cape Cod League in 2017 before signing with the Pirates

## CAREER STATISTICS

YR	CLUB	AVG	G	AB	R	H	2B	3B	HR	RBI	BB	SO	SB	OBP	SLG
17	West Virginia (A-)	.234	39	158	19	37	8	1	3	15	19	49	6	.330	.354
18	West Virginia (A)	.263	85	278	50	73	11	2	4	28	39	98	11	.362	.360
19	Bradenton (A+)	.292	64	226	36	66	17	2	5	30	28	52	15	.385	.451
	Altoona (AA)	.216	68	231	44	50	14	1	11	38	17	67	2	.278	.429
	2019 Totals (A+/AA)	.254	132	457	80	116	31	3	16	68	45	119	17	.333	.440
	MLB Totals (3 seasons)	.253	256	893	149	226	50	6	23	111	103	266	34	.341	.400





## PERSONAL

**HEIGHT/WEIGHT:** 6-2/207  
**BIRTHPLACE:** Santa Rosa, Calif.  
**BORN:** May 29, 1997  
**ACQUIRED:** 4th Round (2018)

**BATS/THROWS:** Right/Right  
**RESIDES:** Napa, Calif.  
**AGE:** 23 (Turns 24 on May 29)  
**SCHOOL:** University of California-Berkeley

## CAREER HIGHS

**IP (START):** 8.0, 8/8/19 (BRD vs. DUN)  
**IP (RELIEF):** N/A  
**RUNS ALLOWED:** 7, 6/19/19 (BRD vs. CLR)

**STRIKEOUTS:** 9, 7/16/18 (WVBB @ SI)  
**WALKS:** 3, 7/22/19 (BRD @ CLR)  
**MOST HITS:** 11, 6/25/19 (BRD @ JUP)


## AWARDS & HONORS

Florida State League Pitcher of the Week (6/16/2019)

## PROSPECT RANKINGS

2020 MLB.com No. 27 Pirates prospect

## CAREER HIGHLIGHTS



**CAREER TRANSACTIONS:** Drafted by the Pittsburgh Pirates in the fourth round (114th overall) of the 2018 First-Year Player Draft out of the University of California...Signed on June 11, 2018

**CURVE CUTS:** Aaron Douglas Shortridge...Graduated from Vintage (Calif.) High School in 2015...Pitcher of the Year finalist in 2015 and Player of the Year finalist in 2014...All-League in 2014 and 2015...Had a career 1.80 ERA in high school and struck out a program record 215 batters...Fellow Vintage High School graduate Jason Brandow was also drafted by the Pirates in 2018 but did not sign...College teammate Jonah Davis was Pirates 15th round pick in 2018...Signed with Pirates for \$475,000

**2020:** Spent entire season at the Pirates alternate training site in Altoona... Underwent "Tommy John" surgery on 1/13/21 (Dr. Ken Akizuki)

**2019:** Spent the entire season with A-Adv. Bradenton...Led the Florida State League in innings pitched with 135.2...Also ranked in the top ten in the league in ERA (fifth, 3.25), wins (T-fifth, nine), batting average against (eighth, .252) and WHIP (fifth, 1.14)...Finished sixth in the Pirates' organization in ERA, tied for seventh in innings, third in BB/9 (1.66), fourth in K/BB (4.16) and seventh in WHIP...Opened the year by allowing just one run over his first three starts (4/5-4/15)...Pitched

first of 12 quality starts on 4/10 vs. CHA and did not earn a decision...Posted a 3-0 record with a 1.93 ERA in five April outings...Named the Florida State League Pitcher of the Week for the period from 6/10-6/16 after pitching seven scoreless innings with eight strikeouts on 6/10 @ CHA...Landed on the 7-day injured list on 6/28, retroactive to 6/27 and was activated on 7/9...Went 4-1 with a 1.76 ERA in five starts in August...Pitched a career-high eight scoreless innings on 8/8 vs. DUN...Won four straight starts between 8/3-8/20 where he allowed just two earned runs in 25.2 innings (0.70 ERA)...Posted a season-high 18.2-inning scoreless streak between 7/27-8/14...Went 6-0 with a 1.48 ERA (7 ER/42.2 IP) over seven starts from 7/16-8/20...Had six starts of at least five innings with no runs allowed on the season...Allowed two earned runs or less in 15 of his 24 starts

**2018:** Made professional debut on 6/17 for the West Virginia Black Bears of the New York-Penn League and pitched three innings with one run allowed...Pitched five innings in three of his eight starts...Struck out a career-high nine batters on 7/16 vs. SI...Picked up first pro win with five scoreless innings and seven strikeouts on 7/22 @ WIL...Posted a 0.73 ERA over his final three starts that totaled 12.1 innings from 7/16-7/28...Shut down for the remainder of the season due to unspecified soreness

**COLLEGE:** Pitched three seasons at the University of California-Berkeley...Posted a 7-4 career record with a 2.95 ERA in 128.7 innings...Starting career in the Bears bullpen before moving into the rotation for 2018 following a strong sophomore season...All-Pac 12 Honorable Mention in 2018...Went 5-3 with a 2.77 ERA in 91 innings in 2018...Pitched three complete games and struck out 74 hitters...Pitched a complete game shutout at Arizona State in his final collegiate appearance on 5/26/18...Posted a team-best 1.99 ERA in 14 appearances in 2017...Appeared in 12 games as a freshman in 2016

## CAREER STATISTICS

YR	CLUB	W-L	ERA	G	GS	CG	SHO	SV	IP	H	R	ER	HR	BB	SO
18	West Virginia (A-)	1-1	2.67	8	8	0	0	0	30.1	27	10	9	1	7	38
19	Bradenton (A+)	9-5	3.25	24	24	1	0	0	135.2	129	50	49	13	25	104
MiLB Totals (2 seasons)		10-6	3.14	32	32	1	0	0	166.0	156	60	58	14	32	142

## 100-STRIKEOUT SEASONS

1999	Brian O'Connor (106)	Jeff Locke (114)
	Bronson Arroyo (100)	Mike Colla (109)
2000	John Grabow (109)	David Bromberg (127)
2002	Aaron Burnside (122)	Jameson Taillon (106)
	Justin Reid (108)	Chad Kuhl (101)
2004	Ian Snell (142)	Tyler Eppler (106)
	Mike Connolly (103)	Cody Dickson (105)
	Bryan Bullington (100)	Clay Holmes (101)
2005	Tom Gorzelanny (124)	Austin Coley (114)
2010	Justin Wilson (134)	J.T. Brubaker (109)
	Rudy Owens (132)	Taylor Hearn (107)
	Jared Hughes (120)	
	Tony Watson (105)	



## PERSONAL

**HEIGHT/WEIGHT:** 6-0/240  
**BIRTHPLACE:** Dallas, TX  
**BORN:** April 30, 1999  
**ACQUIRED:** Trade - NYY (2021)

**BATS/THROWS:** Left/Right  
**RESIDES:** Dallas, TX  
**AGE:** 21 (Turns 22 on April 30)  
**SCHOOL:** Rockwell-Heath HS (Heath, TX)

## CAREER HIGHS

**HITS:** 4, 2x, last - 5/12/19 (CSC @ NYC)  
**RUNS:** 3, 3x, last - 6/13/19 (CSC vs GVL)  
**HOME RUNS:** 2, 6/13/19 (CSC vs GVL)

**RBI:** 5, 8/11/17 (GCL @ GCL Tigers East)  
**STOLEN BASES:** 2, 8/30/19 (CSC vs GVL)  
**HITTING STREAK:** 13 games, 4/25-5/8/19

## AWARDS & HONORS

2017 Gulf Coast League Post-Season All-Star  
 2019 South Atlantic League Mid-Season All-Star  
 2019 South Atlantic League Post-Season All-Star  
 2019 MiLB.com NYY Organization All-Star

## PROSPECT RANKINGS

2018 MLB.com No. 28 NYY prospect  
 2020 *Baseball America* No. 16/MLB.com No. 21 NYY Prospect  
 2021 *Baseball America* No. 27/MLB.com No. 26 PIT Prospect

## CAREER HIGHLIGHTS

**CAREER TRANSACTIONS:** Drafted by the New York Yankees in the 4th Round (122nd overall) in the 2017 First-Year Player draft out of Rockwell-Heath High School in Heath, TX...Signed on June 27, 2017 for a bonus of \$497,500...Traded from the Yankees to the Pirates with INF Maikol Escotto, RHP Roan- sy Contreras and RHP Miguel Yajure in exchange for RHP Jameson Taillon on January 24, 2021

**CURVE CUTS:** Canaan Elijah Smith-Njigba ("CAY-nin N-Jig- buh")...Is a 2017 graduate of Rockwell-Heath High School in Heath, TX...Received 57 walks in 43 games as a senior, the ninth-highest total in U.S. prep history at the time...Began high school career as a catcher...Also played quarterback on the football team...Was committed to play baseball at the University of Arkansas prior to signing with the Yankees... His father, Maada, played college football at Stephen F. Austin, and his younger brother, Jaxon, plays for Ohio State as a five- star recruit and the 2019 Texas 6A State Player-of-the-Year

**2020:** Did not play a regular season game due to COVID-19 pandemic...

**2019:** Spent the entire season with the Single-A Charle- ston Riverdogs...Was recognized by Baseball America as the South Atlantic League's "Best Batting Prospect" and "Most Exciting Player" for his efforts with Charleston in 2019... Was one of 15 players in minor league baseball with 30 doubles, 10 home runs and 15 stolen bases...Led all Yankees minor leaguers in total hits (138) and walks (74)... Also drove in 74 runs, good for the third-highest total among Yankees Minor League players...Started 124 games: 98 in left field, two in right and 24 as the DH...Was named to the South Atlantic League mid- and post-season All-Star teams while playing with Charleston (SC) in 2019... Was also tabbed as a 2019 Baseball America low Class-A All-Star and a Yankees' MiLB organizational All-Star...Led the SAL in walks in 2019, ranked second in OBP and tied for second in hits...Also ranked third in total bases (209), third in average, third in OPS and sixth in RBI in 2019... Hit for the cycle on 5/12/19, capping off a 4-for- 5 day with a solo homer in the eighth inning; the first cycle by a Charleston player since Matt Quatraro on July 6, 1997...Had first career two-homer game on 6/13/19 vs. Greenville... Participated in the 2019 South Atlantic League Home Run derby... Swiped two bases for the first time in his career on 8/30/19...

**2018:** Spent the entire season with short-season Staten Is- land batting .191/.281/.316 in 45 games, hit eight doubles, one triple and three home runs...Struck out 52 times, the fifth-highest total on the team...Drew 19 walks, the third-high- est total on the team...Season batting average dipped below

.200 after the fourth game of his season and remained under the Mendoza line for the rest of the campaign...

**2017:** Made his professional debut with the GCL Yankees, bat- ting .289 in 57 games with ten doubles, five home runs and 28 RBI...Drew 46 walks, good for ninth-most among Yankees minor leaguers; was the only player among the top-15 to play less than 60 games... Led the GCL in walks and ranked second in games played in 2017...Also ranked fourth in OBP, fifth in OPS and tied for eighth in hits in 2017...Had four hits and a career-high five RBI on 8/11/17 against the GCL Tigers...Hit .340 (35-for-103) in his final 32 games in 2017, dating back to 7/29...Was selected to the 2017 Gulf Coast League post-sea- son All-Star team...



## CAREER STATISTICS

YR	CLUB	AVG	G	AB	R	H	2B	3B	HR	RBI	BB	SO	SB	OBP	SLG
17	GCL Yankees (Rk.)	.289	57	187	29	54	10	0	5	28	46	44	5	.430	.422
18	Staten Island (A-)	.191	45	152	13	29	8	1	3	16	19	52	0	.281	.316
19	Charleston (A)	.307	124	449	67	138	32	3	11	74	74	108	16	.405	.465
MiLB Totals (3 seasons)		.280	226	788	109	221	50	4	19	118	139	204	21	.389	.426



## PERSONAL

**HEIGHT/WEIGHT:** 6-1/215  
**BIRTHPLACE:** Staten Island, NY  
**BORN:** October 4, 1994  
**ACQUIRED:** Triple-A Rule V (LAD, 12/10/2020)

**BATS/THROWS:** Right/Right  
**RESIDES:** Bristol, Tenn.  
**AGE:** 26 (Turns 27 on October 4)  
**SCHOOL:** Malloy College (NY)

## CAREER HIGHS

**IP (RELIEF):** 3.1, 8/1/16 (GL vs. SB)  
**RUNS ALLOWED:** 6, 5/3/18 (TUL vs. ARK)  
**STRIKEOUTS:** 6, 8/25/16 (GL vs. FW)

**WALKS:** 3, 5x, last - 4/9/19 (TUL vs. SPR)  
**MOST HITS:** 5, 7x, last - 5/3/18 (TUL vs. ARK)

## CAREER HIGHLIGHTS

**CAREER TRANSACTIONS:** Signed by the Los Angeles Dodgers as a non-drafted free agent on July 10, 2015...Selected by the Pirates in the Triple-A phase of the Rule V draft on December 10, 2020

**CURVE CUTS:** Shea SpitzbARTH...Is a lifelong fan of the New York Mets and is named Shea as a tribute to Shea Stadium...Is a 2012 graduate of Moore Catholic High School in Staten Island, NY, where his team won the 2012 Staten Island championship... Won All-City and All-Staten Island All-Star accolades at various levels during his high school career... Played baseball at Malloy College, where he graduated with a degree in business management...Ranks first in Malloy history in strikeouts per 9.0 innings (11.84), second in strikeouts (246) and third in ERA (2.50)...Was named the Co-Rookie-of-the-Year for the East Coast Conference in 2014 after going 3-3 with a 3.36 ERA and 79 strikeouts in 15 appearances (11 starts) in 2014...Posted a 1.77 ERA, 89 strikeouts and a .197 batting average against in 2015 while being named a National Collegiate Baseball Writers Association (NCBWA) All-East Region honorable mention and an All-East Coast Conference first-team selection...Played for the Wareham Gatemen in the Cape Cod League in 2015.

**2020:** Did not play as a result of COVID-19 pandemic

**2019:** Went a combined 4-3 with a 4.09 ERA (66.0ip/30er) and 89 strikeouts in 52 relief appearances between Double-A Tulsa and Triple-A Oklahoma City...Began season with Tulsa, where he was named to the Texas League midseason All-Star team...Worked 1.1 scoreless innings while picking up his first save on 5/1 vs. Midland...Earned wins in back-to-back appearances on 5/5 vs. Corpus Christi and 5/10 at Arkansas...Recorded a 0.71 ERA (12.2ip/1er) in nine appearances during the month of May...Was promoted to Oklahoma City on 6/20...Recorded first win at the Triple-A level on 7/13 at Memphis in the second game of a doubleheader...Was sent back to Tulsa on 8/5 for the remainder of the season...Surrendered only home run of the season at the Double-A level in his second-to-last outing on 8/29 at Amarillo...Made six appearances with Tigers del

Lacey while pitching in the Dominican Winter League.

**2018:** Spent all but two games pitching for Tulsa...Tossed 2.0 scoreless innings while earning the win in Tulsa's season opener on 4/5 at Frisco... Was on the 7-day injured list from 5/29 to 6/7 with a left ankle sprain... Was promoted to Oklahoma City on 7/11...Allowed three runs in 1.1 innings in first appearance with Oklahoma City on 7/14 at Round Rock... Made final Triple-A outing on 7/18 before being sent back to Double-A for the remainder of the season on 7/19.

**2017:** Went a combined 4-4 with nine saves and a 2.45 ERA (69.2ip/19er) in 43 appearances between Single-A Rancho Cucamonga and Tulsa...Was charged with his only run with the Quakes on 4/26 vs. San Jose...Was promoted to Tulsa for the remainder of the season on 5/16...Allowed one unearned run in final eight appearances (11.2ip) during the month of July...Went 0-0 with a 4.91 ERA (11.0ip/6er) in 10 appearances for the Glendale Desert Dogs during the Arizona Fall League.

**2016:** Went 0-1 with a 2.72 ERA (39.2ip/12er) 24 total appearances between Single-A Great Lakes, rookie-level Ogden and Oklahoma City... Made his only appearance with Oklahoma City on 5/24 at Fresno...Was transferred to Ogden on 5/25...Was scored upon for the only time with Ogden on 6/25 at Orem...Was transferred to Great Lakes for the remainder of the season on 7/8.

**2015:** Made professional debut with the Arizona League Dodgers on 7/17 after being signed by the Dodgers as a non-drafted free agent on 7/10... Earned first professional win in third career appearance on 7/26...Was transferred to Ogden for the remainder of the season on 8/14.

**MISC:** Has averaged 11.7 strikeouts per 9.0 innings during his minor league career.

## CAREER STATISTICS

YR	CLUB	W-L	ERA	G	GS	CG	SHO	SV	IP	H	R	ER	HR	BB	SO
15	2 Teams (Rk., Rk.)	2-3	2.75	15	0	0	0	3	19.2	10	7	6	1	14	28
16	3 Teams (Rk., A, AAA)	0-1	2.72	24	0	0	0	6	39.2	33	12	12	3	12	60
17	2 Teams (A+, AA)	4-4	2.45	43	0	0	0	9	69.2	59	27	19	3	23	77
18	Tulsa (AA)	3-4	4.10	38	0	0	0	3	63.2	51	31	29	10	23	84
	Oklahoma City (AAA)	0-0	9.00	2	0	0	0	0	3.0	5	3	3	1	3	2
	2018 Totals	3-4	4.32	40	0	0	0	3	66.2	56	34	32	11	26	86
19	Tulsa (AA)	3-3	2.05	32	0	0	0	5	44.0	28	12	10	1	17	60
	Oklahoma City (AAA)	1-0	8.18	20	0	0	0	0	22.0	30	20	20	6	8	29
	2019 Totals	4-3	4.09	52	0	0	0	5	66.0	58	32	30	7	25	89
	MilB Totals (5 seasons)	13-15	3.41	174	0	0	0	26	261.2	216	112	99	25	100	340

## MOST SINGLE-SEASON SAVES

Curve closers with ten or more saves in a single season are listed below

Matt Peterson (2007).....	29	Montana DuRapau (2017).....	14
Brandon Knight (2006).....	27	Elio Serrano (2004).....	14
Noah Krol (2011).....	24	Kenn Kasperek (2014).....	13
Matt Eckelman (2019).....	23	Vic Black (2012).....	12
Montana DuRapau (2016).....	22	Jhondaniel Medina (2015).....	12
Justin Kaye (2005).....	22	Tony Pavlovich (2001).....	12
Daniel Moskos (2010).....	21	Brian Smith (2000).....	12
Todd Ozias (2003).....	21	Matt Duff (1999).....	12
Chris Spurling (2002).....	20	Matt Eckelman (2018).....	11
Jeff Miller (2004).....	18	Yhonnathan Barrios (2015).....	10
Luis Sanz (2013).....	16	Scott Nestor (2009).....	10
Tate Scioneaux (2017).....	14	Geoff Hartlieb (2018).....	10



## PERSONAL

**HEIGHT/WEIGHT:** 5-11/211  
**BIRTHPLACE:** Harrisburg, Pa.  
**BORN:** March 17, 1996  
**ACQUIRED:** 5th Round (2017)

**BATS/THROWS:** Right/Right  
**RESIDES:** Marysville, Pa.  
**AGE:** 25  
**SCHOOL:** Saint Joseph's (Pa.) University

## CAREER HIGHS

**HITS:** 3, 10x, last - 6/3/19 (BRD @ DBT)  
**RUNS:** 3, 4x, last - 7/13/19 (BRD vs. FTM)  
**HOME RUNS:** 1, several

**RBI:** 6, 8/11/18 (WVP @ ROM)  
**STOLEN BASES:** 1, 4x, last - 5/3/19 (BRD vs. LAK)  
**HITTING STREAK:** 8 games, 3x, last - 7/26-8/6/19

## AWARDS & HONORS

2017 New York-Penn League Mid-Season All-Star  
 2018 South Atlantic League Mid-Season All-Star  
 2018 MiLB.com Pittsburgh Organization All-Star  
 Florida State League Player of the Week (6/9/2019)

## PROSPECT RANKINGS

2019 *Baseball America* No. 22 Pirates prospect

## CAREER HIGHLIGHTS

**CAREER TRANSACTIONS:** Drafted by the Pittsburgh Pirates in the fifth round (148th overall) of the 2017 First-Year Player Draft out of Saint Joseph's (Pa.) University...Signed on June 19, 2017

**CURVE CUTS:** Deon Christopher Stafford...Attended Lower Dauphin High School near Harrisburg, Pa....Three-time Mid-Penn Conference All-Star...Was a First-Team All-State selection at catcher as a senior...Signed for \$315,000...Thrown out 49 of 166 stolen base attempts for a 29.5% career caught-stealing percentage...Named "Best Defensive Catcher" by *Baseball America* in the Pirates system prior to the 2019 season

**2020:** Did not play as a result of COVID-19 pandemic

**2019:** Spent the entire season with A-Adv. Bradenton...Started the season at Extended Spring Training due to an oblique injury and was assigned to the Marauders on 4/28...Made season debut on 4/28 @ DBT...Went hitless in first three games before back-to-back two-hit games on 5/3-5/4 vs. LAK...Racked up 21 multi-hit games, including a season-high three hits on 6/3 @ DBT that included a season-best four RBIs...Hit a walk-off single in the 10th inning on 5/4 vs. LAK in a 5-4 victory for Bradenton...Homered in three out of four games played from 6/3-6/9, including back-to-back games played on 6/3 @ DBT and 6/7 vs. DUN...That stretch also included eight RBIs in four games to aid his Florida State League Player of the Week nomination for 6/3-6/9 where he hit .467 (7/15) in four games...Hit safely in eight straight games from 7/26-8/6, tying a career-long, and hit .314 (11/35)...Batting average stood at .246 as late as 8/9 before a .140 (6/43) slump at the end of the season dropped average to .229

**2018:** Spent first full season with Single-A West Virginia Power...Delivered a walk-off sacrifice fly on 4/8 vs. GVL in the eighth inning to end the first game of a doubleheader as the Power won, 8-7...Posted a seven-game hitting streak from 4/25-5/3 and hit safely in 15 of his first 19 games of the season...Homered in back-to-back games on 4/25 and 4/26 vs. ROM...Doubled in three straight games between 6/2-6/5...Went on a career-high-tying, eight-game hitting streak from 6/1-6/10 that included five straight two-hit games and hit .433 (13/30) in those eight games...Started at catcher and went 1-for-2 with a run in the South Atlantic League All-Star Game on 6/19 in Greensboro, N.C....Erupted for six RBIs, a new career best, on 8/11 @ ROM with a two-run double in the eighth and a ninth-inning grand slam, the first of his pro career...Played the most games among SAL catchers (81) and caught stealing 24 runners attempting to steal, fourth-best in the league...Ranked as Pittsburgh's No. 22 prospect and "Best Defensive Catcher"

by *Baseball America* after the season...MLB.com's No. 29 Pirates prospect at the close of the season

**2017:** Played for short-season West Virginia Black Bears during debut season...Recorded first professional hit, a double in his second plate appearance, in pro debut on 6/24 @ BAT and also homered in the game...Hit three doubles in his first four games...Connected on first career walk-off hit on 7/14 vs. SI with a bases-loaded single resulting in a 6-5 Black Bears win...Recorded at least one RBI in 13 of 15 games between 7/14-8/5...Drove in a season-high four RBIs on 7/25 vs. BAT...Went on an eight-game hitting streak from 7/18-7/31 and hit .421 (16/38) with 13 RBIs and seven multi-hit games on the streak...Started at catcher and went 0-for-2 for the NYPL South All-Stars in the league all-star game on 8/15 in Troy, N.Y....Hit safely in 12 of his last 14 games and ended season on a seven-game hitting streak...Threw out 11 runners attempting to steal, fifth-most in the NYPL

**COLLEGE:** Played collegiately at Saint Joseph's in Philadelphia...Carried a career batting average of .348 with 28 homers, 97 RBIs and 37 doubles...First player in program history to earn all-conference honors in three different seasons (2015-17)...Was on the All-Atlantic 10 Second Team and the All-Rookie team as a freshman...First-Team All-Atlantic 10 honors as a sophomore and junior (2016-17)...Led the Hawks with .341 average and 19 doubles as a freshman in 2015 and named to Louisville Slugger Freshman All-America...New England Collegiate Baseball League's Rookie of the Year in 2015 while playing for the Laconia Muskies and hit .329...2016 Atlantic 10 Player of the Year and set program single-season records for hits (85) and homers (18) while slugging .702 (eighth in the nation) as a sophomore...Became the first Saint Joseph's player to hit three home runs in a game on 3/26 @ Richmond...Only Division I player to have multiple three-homer games in 2016 when he hit three more on 5/13 vs. Fordham...2016 Louisville Slugger All-America Third Team...2016 Rawlings College All-America Honorable Mention...Spent the summer in the prestigious Cape Cod League, where he claimed All-League honors and won the league title with the Yarmouth-Dennis Red Sox...Named No. 11 prospect in the Cape Cod League by *Baseball America* and hit .283 with six homers...Hit .288 with eight homers and 22 RBIs in 42 games as a junior and led the A-10 Conference with a .464 OBP in 2017...Was named ECAC and Philadelphia Big 5 Player of the Year and was a semifinalist for the Johnny Bench Award, given to the nation's top collegiate catcher...Became Saint Joseph's highest drafted player since John DeMonte (fourth round) in 1979

## CAREER STATISTICS

YR	CLUB	AVG	G	AB	R	H	2B	3B	HR	RBI	BB	SO	SB	OBP	SLG
17	West Virginia (A-)	.280	45	182	22	51	11	1	4	28	15	53	3	.332	.418
18	West Virginia (A)	.253	94	344	60	87	19	5	11	49	28	99	0	.316	.433
19	Bradenton (A+)	.229	79	275	30	63	9	2	6	32	35	86	1	.318	.342
MiLB Totals (3 seasons)		.251	218	801	112	201	39	8	21	109	78	238	4	.320	.398





## PERSONAL

**HEIGHT/WEIGHT:** 5-9/205  
**BIRTHPLACE:** Columbia, MD  
**BORN:** February 2, 1996  
**ACQUIRED:** Waivers, DET (1/12/21)

**BATS/THROWS:** Right/Right  
**RESIDES:** Baltimore, MD  
**AGE:** 25  
**SCHOOL:** Calvert Hall HS (Towson, MD)

## CAREER HIGHS

**HITS:** 4, 7/5/19 (BRD vs. FLO)  
**RUNS:** 3, 4x, last - 8/2/19 (BRD @ DUN)  
**HOME RUNS:** 2, 8/17/19 (BRD @ LAK)

**RBI:** 3, 6/2/19 (BRD @ TAM)  
**STOLEN BASES:** 2, 4x, last - 8/14/19 (BRD @ FLO)  
**HITTING STREAK:** 12 games, 2x, last - 8/11-8/22/19

## AWARDS & HONORS

2018 Rawlings Minor League Gold Glove Award winner  
 2018 Southern League Mid-Season All-Star

## PROSPECT RANKINGS

2018 MLB.com No. 22 Milwaukee Brewers prospect  
 2019 Baseball America No. 15/MLB.com No. 13 Brewers prospect

## CAREER HIGHLIGHTS

**CAREER TRANSACTIONS:** Drafted in the 4th Round (#116 overall) in the 2014 First-Year Player Draft out of Calvert Hall High School in Baltimore, MD...Contracted selected by the Brewers on 11/20/18, designated for assignment on 9/1/19 and was claimed by the Detroit Tigers...Designated for assignment by the Tigers on 1/5/21 and was claimed by the Pirates, outrighted to Triple-A Indianapolis on 1/29/21

**CURVE CUTS:** Troy William Stokes, Jr...Is a 2014 graduate of Calvert Hall College High School in Towson, MD...Won the 55-meter dash during the MIAA championships as a junior...Committed to the University of Maryland before signing with Milwaukee...Along with his father, Troy, Sr., started a non-profit youth baseball program called Swing 4 More during the 2014-15 offseason...The focus of the organization is to promote highlevel baseball training mixed with academics to help provide young males and females in the Baltimore area additional options when graduating from high school.

**2020:** Suffered a fracture of the fifth metacarpal of his right hand on 6/27...Had surgery performed on the hand by Dr. Ken Means on 7/1 and missed entire season

**2019:** Spent final season in Milwaukee organization with Triple-A San Antonio...Made 77 appearances in left field, 10 in right field and six in center field...Committed just one error in 111 total chances; while playing left field in his 10th game of the season on 5/14...Was sidelined from 4/5-19 with a left back muscle strain and again from 4/26-5/10 with a right hamstring strain...Was designated for assignment on 9/1 and claimed off waivers by Detroit on 9/3.

**2018:** Spent entire season with Biloxi (Brewers' AA) and was named to the Southern League mid-season All-Star team... Won a Rawlings Minor League Gold Glove award, making just one error in 205 total chances...Made 114 starts in left field and nine appearances (eight starts) in center field...Made his only error while playing left field on 8/18...Was selected as a Milwaukee organizational All-Star by MiLB.com...Ranked third among Southern League leaders in extra-base hits (48)... Tied for fourth in home runs and walks and tied for fifth in triples...Hit a pair of solo home runs on 7/28 at Pensacola...Was ranked by Baseball America as Milwaukee's 15th-best prospect following the season...

...Played winter ball in Venezuela and hit .298 with four homers and 12 RBI in 28 games with Aragua.

**2017:** Hit .251 (125-for-499) with 28 doubles, five triples, 20 home runs, 74 RBI and 31 stolen bases in 135 total games between Carolina (Brewers' High-A) and Biloxi... Set career highs in nearly every offensive category... Ranked second among Milwaukee minor league players in homers and fourth in RBI...Made all 84 defensive appearances (all starts) in left field while playing with Carolina and all 34 starts with Biloxi in left field...Also made one appearance in center field while playing with Biloxi (on 9/2)...Began season with Carolina...Was promoted to Biloxi and made Double-A debut on 7/27.

**2016:** Spent entire season in the Midwest League with Wisconsin...Was sidelined from 4/13-5/2 with a right ankle sprain...Made 55 starts in left field, 10 in center field and 10 in right field...Committed two errors (both in LF) in 136 total chances among his 78 games (75 starts) in the outfield...Hit .319 during a 12-game hitting streak from 8/6-31...Missed time from 8/16-24 due to a right shoulder strain.

**2015:** Spent entire season with Rookie-level Helena...Tied for second among Pioneer League leaders in stolen bases and tied for sixth in runs scored...Recorded first career two-homer game on 6/20 at Great Falls...Produced a .355 average during a 15-game hitting streak from 8/20 thru 9/4...Made 36 starts in left field and 19 in center field.

**2014:** Made 32 appearances (31 starts) in left field and 15 appearances (14 starts) in center field while spending first professional season with the Arizona League Brewers...Did not commit an error among his 67 total chances... Tied for third among the league leaders in stolen bases.

**MISC:** Has made 438 appearances in left field, 60 in center field and 20 in right field during his minor league career.

## CAREER STATISTICS

YR	CLUB	AVG	G	AB	R	H	2B	3B	HR	RBI	BB	SO	SB	OBP	SLG
14	AZL Brewers (Rk.)	.262	47	172	29	45	10	1	0	18	24	47	19	.363	.331
15	Helena (Rk.)	.270	62	226	51	61	12	2	5	27	33	50	26	.384	.407
16	Wisconsin (A)	.268	86	314	50	84	20	4	4	29	36	62	20	.358	.395
17	Carolina (A+)	.250	100	364	60	91	19	5	14	56	47	77	22	.344	.445
	Biloxi (AA)	.252	35	135	19	34	9	0	6	18	16	34	9	.333	.452
	2017 Totals (A+, AA)	.251	135	499	79	125	28	5	20	74	63	111	31	.341	.447
18	Biloxi (AA)	.233	129	467	74	109	23	6	19	58	65	147	19	.343	.430
19	San Antonio (AAA)	.233	95	322	50	75	22	0	9	40	47	87	14	.341	.385
	MiLB Totals (6 seasons)	.250	554	2000	333	499	115	18	57	246	268	504	129	.351	.411



## PERSONAL

**HEIGHT/WEIGHT:** 6-4/228  
**BIRTHPLACE:** Bristol, Tenn.  
**BORN:** November 17, 1996  
**ACQUIRED:** 16th Round (2017)

**BATS/THROWS:** Right/Right  
**RESIDES:** Bristol, Tenn.  
**AGE:** 24 (Turns 25 on November 17)  
**SCHOOL:** Walters State (Tenn.) Community College

## CAREER HIGHS

**IP (START):** 7.0, 8/11/18 (WVP @ ROM)  
**IP (RELIEF):** 4.1, 5/29/19 (BRD vs. LAK)  
**RUNS ALLOWED:** 6, 3x, last - 7/3/19 (BRD vs. JUP)

**STRIKEOUTS:** 7, 2x, last - 5/2/18 (WVP vs. AUG)  
**WALKS:** 6, 5x, last - 7/28/19 (BRD vs. STL)  
**MOST HITS:** 7, 4x, last - 7/3/19 (BRD vs. JUP)

## CAREER HIGHLIGHTS

**CAREER TRANSACTIONS:** Drafted by the Pittsburgh Pirates in the 16th round (478th overall) of the 2017 First-Year Player Draft out of Walters State (Tenn.) Community College...Signed on June 21, 2017

**CURVE CUTS:** Hunter Alexander Stratton...Attended Sullivan East (Tenn.) High School...College teammate Hunter Wolfe was also drafted by the Pirates in the 12th round in 2017...Was committed to continue college career at Western Carolina University before signing with the Pirates...Pitched in hometown of Bristol, Tn./Va. in 2017 with Bristol Pirates

**2020:** Did not play as a result of COVID-19 pandemic

**2019:** Spent the season with A-Adv. Bradenton...First season used primarily as a reliever...Pitched 3.2 scoreless innings and struck out four in first appearance of the season on 4/6 vs. STL...Did not allow a run in four consecutive outings across seven innings between 4/20-4/30...Went 3-0 with a 1.20 ERA in 15 innings in April...Tossed four scoreless innings on 5/9 vs. PMB...Made first start of the season on 6/3 at DBT and yielded just one run in four innings...Posted a 9.00 ERA (14 ER/14 IP) in June...Allowed a career-high six earned runs in 4.1 innings in a start on 7/3 vs. JUP...Allowed just two earned runs in 15 innings (1.20 ERA) during a nine-appearance stretch from 7/19-8/21...Did not allow an earned run in 17 of his 33 appearances...Held right-handed hitters to a .185 batting average on the season...Posted a 2.01 ERA on the road in 22.1 innings for the year

**2018:** Spent the year with Single-A West Virginia Power...

Pitched out of the bullpen in his first two appearances before starting in final 20 outings...Posted a 9.39 ERA in 7.2 innings over his first three appearances from 4/22-5/2...Struck out a career-best seven hitters over four innings on 5/2 vs. AUG...Had back-to-back starts of five innings and one earned run allowed on 5/9 @ HAG and 5/14 @ LWD...Earned first professional win on 5/9 @ HAG...Allowed 14 earned runs in 13.2 innings (9.22 ERA) over his next three starts between 5/20-6/3...Pitched a career-high seven innings and allowed two earned runs on 8/11 @ ROM...Allowed two earned runs or less in 13 of his final 14 starts of the season from 6/9-8/31, holding a 2.94 ERA (23 ER/70.1 IP) and went at least five innings 11 times during that period...Was removed from a game mid-inning just once in his 20 starts...Went 1-3 with a 6.21 ERA in nine home appearances...Was 5-2 with a 2.95 ERA in 13 starts on the road

**2017:** Made his professional debut with Rookie-level Bristol on 6/26 vs. GRN and allowed two earned runs in two innings...Pitched three no-hit innings on 7/1 @ BLU, struck out five and walked one...Pitched 4.2 scoreless innings with five strikeouts on 7/12 @ JC...Set a career-high with seven strikeouts during a four-inning start on 7/17 vs. PRN...Tossed five scoreless frames on 7/27 vs. GRN...Posted a 10.13 ERA over his final five appearances of the season from 8/3-8/28

**COLLEGE:** Played two years at Walters State (Tn.) Community College...Fifth player in Walters State history to be drafted by the Pirates...Pitched back-to-back no-hitters and three total complete games in 2017...Went 8-3 with a 3.93 ERA in 14 starts on the season...Posted a 4.40 ERA in 43 innings in 2016



## CAREER STATISTICS

YR	CLUB	W-L	ERA	G	GS	CG	SHO	SV	IP	H	R	ER	HR	BB	SO
17	Bristol (Rk.)	0-2	4.81	12	11	0	0	0	43.0	36	26	23	3	32	38
18	West Virginia (A)	6-5	4.16	22	20	1	0	0	101.2	93	56	47	8	52	82
19	Bradenton (A+)	5-4	4.25	33	3	0	0	0	72.0	56	37	34	4	42	64
MiLB Totals (3 seasons)		11-11	4.32	67	34	1	0	0	216.2	185	119	104	15	126	184



## PERSONAL

**HEIGHT/WEIGHT:** 6-0/204  
**BIRTHPLACE:** Santa Ysabel, Calif.  
**BORN:** May 5, 1994  
**ACQUIRED:** 10th Round (2017)

**BATS/THROWS:** Right/Right  
**RESIDES:** Escondido, Calif.  
**AGE:** 26 (Turns 27 on May 5)  
**SCHOOL:** Dartmouth College

## CAREER HIGHS

**IP (START):** 6.0, 2x, last - 8/30/19 (ALT @ HBG)  
**IP (RELIEF):** 5.0, 2x, last - 8/6/19 (ALT vs. RIC)  
**RUNS ALLOWED:** 5, 2x, last - 7/25/18 (WVP @ KAN)  
**STRIKEOUTS:** 7, 7/31/18 (WVP @ COL)  
**WALKS:** 4, 8/25/19 (ALT @ BOW)  
**MOST HITS:** 8, 2x, last - 5/31/19 (ALT vs. NH)

## AWARDS & HONORS

2019 Eastern League Mid-Season All-Star  
 2019 Altoona Curve Co-Pitcher of the Year

## CAREER HIGHLIGHTS

**CAREER TRANSACTIONS:** Drafted by the Pittsburgh Pirates in the 10th round (298th overall) of the 2017 First-Year Player Draft out of Dartmouth College...Signed on June 19, 2017

**CURVE CUTS:** Beau Grayson Sulser...Attended Ramona High School near San Diego...Played three years at the varsity level...Helped team to conference title as a sophomore and set a state high school record when he hit safely in 30 straight games...Brother, Cole, also pitched at Dartmouth and was a 25th round draft pick by the Cleveland Indians in 2013...Traded to the Tampa Bay Rays in a three-team trade along with Yandy Diaz and sent Edwin Encarnacion to Seattle, Jake Bauers and Carlos Santana to Cleveland...Cole made his MLB debut on 9/6/2019 in Tampa against the Blue Jays and pitched one scoreless inning...Beau attended his brother's debut at Tropicana Field...Cole pitched a total of seven scoreless outings to close the year but was designated for assignment at the end of September and claimed by the Orioles on October 1, 2019...Beau signed with the Pirates for a \$5,000 bonus

**2020:** Did not play as a result of COVID-19 pandemic

**2019:** Began the season on A-Adv. Bradenton roster but did not pitch before he was assigned to Double-A Altoona on 4/6...Earned the win in Double-A debut after 2.1 hitless innings of a 2-0 Curve victory...Did not allow a hit over first 10 innings, spanning six outings...First hit allowed came with two outs in second of two scoreless innings on 4/24 @ HBG...After 16 scoreless innings to start the season, allowed a solo homer to Ademar Rifaella on 5/6 vs. BOW...ERA dropped to 0.44 after 3.1 scoreless frames and fourth win on 5/10 vs. ERI...After working a 1-2-3 second inning of relief on 5/14 @ BIN (2), Sulser belted a solo home run to left field to start the third, resulting in Altoona's lone run in a 5-1 loss...His homer was the first by a Curve pitcher since Alex McRae on 4/30/17 vs. HBG and the seventh all time...Allowed just two runs on 13 hits over first 13 games (29.1 innings) of Double-A career from 4/6-5/25...ERA went above 1.00 (1.61) for first time after he allowed three runs on a career-high-tying eight hits over three innings on 5/31 @ NHM...Helped his own cause for sixth win with a go-ahead RBI to break a 2-2 tie on 6/24 @ RIC...Went 7-0 with a 1.33 ERA in 21 games and 54.1 innings prior to the E.L. All-Star Break...Had the second-lowest ERA in the E.L. among pitchers with at least 50 innings pitched prior to the break (Casey Mize, 1.21)...Entered in the seventh inning and retired the only two batters he faced in the Western Division's 5-0 win in the EL All-Star Game on 7/10...Threw 10 straight scoreless innings over five outings from 6/28-7/16...After a 1-2-3 seventh inning on 7/16 vs. TRN, tagged for two runs with two outs in the eighth to lift the Thunder to a 4-2 win, resulting in his first Double-A loss...Made spot-start on 7/20 @ BOW, his first start since 8/28/17, and allowed a season-high four runs...Between 7/16-7/24, allowed 10 earned runs in three outings spanning 6.2 innings (13.50 ERA) after letting up eight total runs over his first 22 games of the season (56.1 IP)...Set a new career-high with six innings pitched and compiled first quality start on 8/20 vs. HFD and limited Hartford to two runs (one earned) on seven hits...Struck out a season-best six batters in final start of the year on 8/30 @ HBG, going six innings and allowed four runs (three earned)...Went 1-3 with a 4.54 ERA in 12 games (six starts) after the All-Star Break...Went 7-1 with a 2.25 ERA in 27 relief outings and worked multiple innings in 23 of those

appearances...As a starter, Sulser was 1-2 with a 3.86 ERA and two quality starts...Held a 2.23 ERA in 17 road games versus a 3.21 ERA in 16 games at PNC Field...Named 2019 Altoona Curve Co-Pitcher of the Year with Pedro Vazquez...Led Curve pitchers with three hits, four RBIs and one homer with a .273 (3/11) average at the plate...2.72 ERA was the best among Pirates minor league pitchers that threw at least 75 innings...Played for Peoria Javelinas in the Arizona Fall League after the season and went 0-1 with a 3.14 ERA (5 ER/14.1 IP), 13 strikeouts and nine walks

**2018:** Spent the entire season with Single-A West Virginia...Opened the season in Extended Spring Training and added to the Power roster on 4/27...Pitched exclusively in relief...18 of 36 appearances were multi-inning efforts...Earned winning decision in season debut on 4/27 @ LEX when he pitched three scoreless innings and struck out six...22 runs allowed occurred in a total of 14 games with 22 scoreless outings...Allowed career-high five runs without recording an out on 7/25 @ KAN...Gave up just two earned runs the remainder of the season, equating a 1.08 ERA (2 ER/16.2 IP) over 12 games from 7/27-9/3 with 23 strikeouts...Struck out a career-best seven hitters over 3.2 innings and earned the win on 7/31 @ COL

**2017:** Spent debut season with short-season West Virginia...Made professional debut on 6/25 @ BAT and pitched two scoreless innings in relief...Appeared out of the bullpen during first 11 outings and held a 4.20 ERA (7 ER/15 IP) with 19 strikeouts and one walk...Earned first professional save on 7/24 vs. BAT after a perfect, nine-pitch ninth with a strikeout...Won first two games of career in consecutive outings on 7/27 @ AUB and 7/31 @ WIL...Made first professional start on 8/2 vs. SC...Went 0-2 with a 4.81 ERA (13 ER/24.1 IP) over five starts, all in August...Threw five scoreless innings on 8/18 vs. SC...Returned to the bullpen for final outing of the season and allowed five runs, four earned, to spike ERA to 5.31 from 4.58

**COLLEGE:** Played four seasons over five years at Dartmouth...Went 13-7 with a 3.48 ERA in 33 games, 21 starts, and struck out 124 over 142.1 innings over his college career...Departed a game against Yale in 2014, sophomore season, with injury that led to Tommy John surgery...Missed 2015 season to elbow surgery...Returned to the mound for the Big Green in 2016 and went 4-1 with a 2.82 ERA in 10 games...Dartmouth reached the Ivy League Championship series in his first four years, 2013-16...Went on to help pitch the Savannah Bananas to the 2016 Coast Plain League championship with Dartmouth teammate and catcher Adam Gauthier...Had a 1.21 ERA in 12 games, five starts, with 51 strikeouts and eight walks over 44.2 innings for Savannah...Struck out 11 in a complete-game win in first game of the CPL playoffs and was the winning pitcher in the winner-take-all Game 3 of the championship series...Named Ivy League Pitcher of the Year in 2017 to go with First Team honors on All-Ivy League, All-New England and ABCA All-Northeast Region teams...Went 6-1 in seven starts and threw four complete games as a senior, including one shutout...0.80 WHIP ranked second in the country and 1.40 ERA ranked third...Also struck out 52 and walked just five over 45 innings...Studied psychology at Dartmouth

## CAREER STATISTICS

YR	CLUB	W-L	ERA	G	GS	CG	SHO	SV	IP	H	R	ER	HR	BB	SO
17	West Virginia (A-)	2-4	5.31	18	6	0	0	1	40.2	54	26	24	4	7	33
18	West Virginia (A)	5-8	2.35	36	0	0	0	8	57.1	43	22	15	4	4	63
19	Altoona (AA)	8-3	2.72	33	6	0	0	2	96.0	88	35	29	4	31	63
MiLB Totals (3 seasons)		15-15	3.15	87	12	0	0	11	194.0	185	83	68	12	42	159



## PERSONAL

**HEIGHT/WEIGHT:** 5-10/183  
**BIRTHPLACE:** Covington, La.  
**BORN:** August 19, 1997  
**ACQUIRED:** 1st Round (2018)

**BATS/THROWS:** Left/Left  
**RESIDES:** Karnack, Texas  
**AGE:** 23 (Turns 24 on August 19)  
**SCHOOL:** University of South Alabama

## CAREER HIGHS

**HITS:** 4, 7/5/19 (BRD vs. FLO)  
**RUNS:** 3, 4x, last - 8/2/19 (BRD @ DUN)  
**HOME RUNS:** 2, 8/17/19 (BRD @ LAK)

**RBI:** 3, 6/2/19 (BRD @ TAM)  
**STOLEN BASES:** 2, 4x, last - 8/14/19 (BRD @ FLO)  
**HITTING STREAK:** 12 games, 2x, last - 8/11-8/22/19

## AWARDS & HONORS

2018 New York-Penn League Mid-Season All-Star  
 2019 Florida State League All-Star  
 Florida State League Player of the Week (7/7 & 8/18/2019)  
 2019 MiLB.com Pittsburgh Organization All-Star

## PROSPECT RANKINGS

2018 *Baseball America* No. 2 New York-Penn League prospect  
 2019 *Baseball America* No. 4/MLB.com No. 3 Pirates prospect  
 2019 MLB.com No. 87 overall prospect  
 2020 *Baseball America* No. 9/MLB.com No. 6 Pirates prospect  
 2021 *Baseball America* No. 11/MLB.com No. 9 Pirates prospect

## CAREER HIGHLIGHTS

**CAREER TRANSACTIONS:** Drafted by the Pittsburgh Pirates in the first round (10th overall) of the 2018 First-Year Player Draft out of the University of South Alabama...Signed on June 15, 2018

**CURVE CUTS:** Travis Wade Swaggerty...Attended Denham Springs (La.) High School...Named 5A All-State by the Louisiana Sports Writers Association as a utility player in high school...Also named all-Baton Rouge Large Schools Player of the Year and First Team All-Baton Rouge Area by NOLA.com/The Times-Picayune in 2015...Was invited to and attended 2018 First-Year Player Draft at MLB Network...Became the Pirates' first Top-10 draft pick since Austin Meadows (No. 9 overall) in 2013...Second-highest drafted player out of South Alabama's baseball program (Glenn Borgmann, 9th overall by Twins in 1971) and first Jaguar taken in the first round since 1990 (Mike Zimmerman, 27th overall by Pirates)...Enjoys hunting and boiled crawfish...New Orleans Saints are his favorite NFL team...Received \$4.4 million signing bonus...Named "Best Defensive Outfielder" in the Pirates system by *Baseball America* before the 2020 season

**2020:** Spent season at the Pirates alternate training site in Altoona

**2019:** Spent the entire season with A-Adv. Bradenton...Led the Florida State League with 79 runs scored, ranked fifth with 57 walks, sixth with 121 hits, 23 stolen bases ranked tied for sixth and ranked ninth with a .347 on-base percentage...Among Pirates minor leaguers, 57 walks ranked second, 79 runs were third, tied for fourth with 121 hits and sixth with 23 stolen bases...Batted .206 through 4/23 and his first 17 games before four straight multi-hit games from 4/24-4/30 and a seven-game hitting streak from 4/24-5/4 boosted his average to .272 thanks to a .414 (12/29) stretch at the plate...Delivered first career walk-off hit on 5/15 vs. FTM with a 10th inning, bases-loaded infield single that lifted Bradenton to a 7-6 victory...Batting average dipped to .213 on 6/22 with a .148 (16/108) slide over 28 games from 5/19-6/22 that included two multi-hit games...Launched homers in two of three games from 5/31-6/2...Started in center field as the eighth hitter of the Florida State League All-Star Game on 6/15 in Jupiter and hit a solo homer in the second inning for the final run scored of a 2-0 win for the South Division All-Stars...Surged to hit .324 (69/213) over his final 57 games and ranked second in the Florida State League over that period with the second-best hit total (69) and on-base percentage (.389)...Compiled a 12-game hitting streak from 6/29-7/10 and hit .447 (21/47)...Went 4-for-4 on 7/5 vs. FLO...Hammered a pair of solo home runs on 8/17 @ LAK for first career multi-homer game...Tied a career-high 12-game

hitting streak from 8/11(2)-8/22 and batted .422 (19/45) with six multi-hit games and six doubles...Reached base in 29 of the final 30 games of the season from 7/26-8/29 with a .330 (36/109) batting average and .408 on-base percentage, the third-highest rate in the FSL over that period...Led FSL outfielders with 312 putouts and 322 total chances...Rated "Best Outfield Arm" in Pittsburgh system after the season by *Baseball America*

**2018:** Made professional debut with short-season West Virginia Black Bears on 6/21 vs. SC and went 0-for-3 with a walk...Recorded first professional hit in next game on 6/23 vs. SC, going 3-for-4 with a double, RBI and scored a season-high three runs...Hit first career homer and tripled on 7/7 vs. AUB...Had two separate five-game hitting streaks in 12-day span from 7/20-8/5, batting .282 (12/46) during that stretch...Hit a lead-off homer on 7/25 vs. ABD...Selected as New York-Penn League Mid-Season All-Star...Started in center field and went 1-for-2 with two RBIs in NYPL All-Star Game in State College...Hit .288 with four homers, 15 RBIs and 22 runs in 36 games with the Black Bears...Hit .341 (14/41) vs. left-handers in the NYPL...Promoted to Single-A West Virginia Power on 8/15...Went 1-for-4 with a triple in full-season debut...Went 2-for-5 with solo homer on 8/20 vs. CSC...Rated at the end of the season as Pittsburgh's No. 4 prospect by *Baseball America* and No. 3 prospect by MLB.com...Ranked by *Baseball America* as the New York-Penn League's No. 2 prospect

**COLLEGE:** Played three seasons at South Alabama and batted .318 with 28 homers, 125 RBIs, 34 doubles, two triples and 48 stolen bases over 174 career games...Entered University of South Alabama as a two-way player but gave up pitching early to protect his left arm and focus on hitting...Named a Louisville Slugger Freshman All-America by Collegiate Baseball in 2016 after hitting .303 to lead the Jaguars...Also named to the NCAA Tallahassee (Fla.) Regional All-Tournament team after hitting .412 in four games as a freshman in 2016...Hit .356 as a sophomore with 11 homers in 2017, was named Second-Team All-America by the American Baseball Coaches Association/Rawlings...Also earned first-team All-South Central Region by the ABCA and First Team All-Sun Belt Conference honors...Played in 19 games for the USA Baseball Collegiate National Team during summer 2017 and ranked second in hits (21) and OBP (.449), and third in stolen bases (6) and batting average (.328)...Started the summer of 2017 with the Brewster Whitecaps of the Cape Cod League...Prior to his junior season, voted the Sun Belt Conference Preseason Player of the Year...Hit .296 with 13 homers, 38 RBIs, and 57 runs during his junior season at South Alabama in 2018 and earned First Team All-Sun Belt Conference for the second consecutive year

## CAREER STATISTICS

YR	CLUB	AVG	G	AB	R	H	2B	3B	HR	RBI	BB	SO	SB	OBP	SLG
18	West Virginia (A-)	.288	36	139	22	40	9	1	4	15	15	40	9	.365	.453
	West Virginia (A)	.129	16	62	6	8	1	1	1	5	7	18	0	.225	.226
	2018 Totals (A-A)	.239	52	201	28	48	10	2	5	20	22	58	9	.322	.383
19	Bradenton (A+)	.265	121	457	79	121	20	3	9	40	57	116	23	.347	.381
	MLB Totals (2 seasons)	.257	173	658	107	169	30	5	14	60	79	174	32	.339	.381





## PERSONAL

**HEIGHT/WEIGHT:** 6-3/210  
**BIRTHPLACE:** Wheat Ride, Colo.  
**BORN:** November 5, 1995  
**ACQUIRED:** 8th Round (2017)

**BATS/THROWS:** Right/Left  
**RESIDES:** Littleton, Colo.  
**AGE:** 25 (Turns 26 on November 5)  
**SCHOOL:** University of Kansas

## CAREER HIGHS

**IP (START):** N/A  
**IP (RELIEF):** 4.0, 5/21/18 (WVP @ COL)  
**RUNS ALLOWED:** 6, 7/11/18 (BRD vs. LAK)

**STRIKEOUTS:** 7, 7/31/18 (WVP @ COL)  
**WALKS:** 2, 3x - Last 6/26/19 (IND vs. COL)  
**HITS:** 5, 2x, last - 7/11/18 (BRD vs. LAK)

## AWARDS & HONORS

2018 Arizona Fall League Rising Stars

## CAREER HIGHLIGHTS

**CAREER TRANSACTIONS:** Selected by the Pittsburgh Pirates in the 8th round (238th overall) of the 2017 MLB Draft... Signed on June 20, 2017

**CURVE CUTS:** Blake Gerald Weiman (pronounced WHY-man)... Attended Columbine High School in Littleton, Colorado and was a three-time selection to the Colorado High School Futures All-Star team (2012-14)... Parents, J.D. and Lynda, were college athletes... Father played college football at New Mexico State and Fort Lewis College while mother played volleyball at Peru State... Finished his three-year career at the University of Kansas with an 11-1 record and 2.38 ERA... Recorded 55 strikeouts in 45 innings over 30 appearances with Kansas as a junior in 2017 in addition to a 5-1 record and 2.80 ERA... Became the 27th player in Kansas history to go in the Top 10 rounds of the draft... Became the first member of the Pirates' 2017 draft class to reach Double-A when he was assigned to the Altoona roster on 8/26/18... Third member of the Jayhawks baseball program to be drafted by the Pirates and play for the Curve, joining Frank Duncan (2016 Curve) and Tom Gorzelanny (2004-05 Curve)

**2020:** Was a non-roster invitee with the Pirates during spring training... Missed entire regular season due to the COVID-19 pandemic.

**2019:** Started the season in Pirates extended spring training... Assigned to Double-A Altoona on 4/22... Made season debut with scoreless inning on 4/24 @ HBG... Allowed two unearned runs and suffered loss on 4/27 vs. RIC... Picked up first win after two scoreless innings and struck out the side in the ninth on 5/3 @ RIC as the Curve completed a comeback, 10-7 win... Struck out the side in scoreless eighth inning on 5/10 vs. ERI... Loaded the bases with no outs on career-high-tying two walks and a sacrifice bunt single before he picked up two outs and gave up a walk-off grand slam to Pat Mizeika in 5-1 loss on 5/14 @ BNG (2)... Walk-off grand slam accounted for all four earned runs allowed with the Curve in 2019... Recorded first Double-A save with 1-2-3 ninth inning on 5/19 vs. HBG... Did not allow a hit over 6.1 innings and four appearances from 5/19-5/31... Entered in relief of James Marvel with the bases loaded and two outs on 6/8 vs. AKR (2) and struck out Wilson Garcia to preserve a 2-1 win and earned up his second save in a double-header sweep... Did not allow a run over his last nine outings, a season-long scoreless streak that totalled 10.1 innings, 12 strikeouts, one walk and just five hits allowed from 5/17 until his promotion to Triple-A Indianapolis on 6/18... Held Eastern League hitters to a .164 batting average... Made his Triple-A debut on 6/19 @ BUF with a scoreless inning... Allowed one run in 6 of last 7 Triple-A outings... Had two stints on the 7-day

injured list from 7/12-8/1 and 8/4 until the end of the season with left shoulder tendonitis... Went 1-3 with a 2.90 ERA in 24 outings between Double-A Altoona and Triple-A Indianapolis with 34 strikeouts and eight walks

**2018:** Started season with Single-A West Virginia Power... Posted a 1.29 ERA with 35 strikeouts and only two walks over 28 innings... Pitched scoreless relief in 12 of his 14 outings with the Power... Struck out three or more batters in an outing seven times (Had four strikeouts four times)... Held LHs to a .167 batting average (7-for-42) with 17 strikeouts... Promoted to A-Adv. Bradenton on 5/30... Did not allow a run over 7.1 innings in his first five appearances... Struck out multiple batters in 12 of his 22 outings (six with at least three Ks)... Only allowed one run over his final eight appearances, spanning 13.0 innings... Held leadoff hitters to a .194 batting average with no walks... Became the first member of the Pirates' 2017 draft class to reach Double-A when he was assigned to the Altoona roster on 8/26... Made Double-A debut on 8/27 vs. TRN and threw 2.2 scoreless innings... Worked two scoreless innings on 8/30 vs. TRN... Picked up first Double-A win in 108, division-clinching victory on 9/2 @ BOW after he pitched two hitless, scoreless innings of relief... Made his first career play-off appearances in Game 1 of the ELDS and threw two innings in relief with one run allowed... Earned the win with a scoreless eighth inning during the Curve's comeback win in Game 3 of the ELDS on 9/7 vs. AKR... Represented the Pirates in the Arizona Fall League with the Surprise Saguaros... Posted a 3.95 ERA in 13.2 innings over eight games... Had a five-game scoreless stretch over 9.1 innings... Earned a hold (0.2 IP, K, R) for the AFL West Division in the Fall Stars Game

**2017:** Spent entire season with Short-Season West Virginia Black Bears... Posted 35 strikeouts and only four walks over 33.1 innings... Worked two innings 11 times... Started his career with six consecutive scoreless appearances and 13 strikeouts, spanning 10 innings from 6/26-7/12... Earned his first professional win on 6/30 vs. MV, going two scoreless innings with three strikeouts... Struck out a career-high five batters two times, on 7/18 @ AUB and 8/1 @ WIL... Held left-handed batters to a .224 batting average... Ranked second on the team with 21 appearances and tied for fourth with four wins... Owned second-fewest BB/9 IP (1.08) among all New York-Penn League relievers

## CAREER STATISTICS

YR	CLUB	W-L	ERA	G	GS	CG	SHO	SV	IP	H	R	ER	HR	BB	SO
17	West Virginia (A-)	4-3	3.78	21	0	0	0	1	33.1	36	15	14	2	4	35
18	West Virginia (A)	1-0	1.29	14	0	0	0	3	28.0	21	5	4	2	2	35
	Bradenton (A+)	2-1	3.90	22	0	0	0	2	32.1	33	15	14	3	6	37
	Altoona (AA)	1-0	0.00	3	0	0	0	0	6.2	4	0	0	0	1	5
	2018 Totals (A, A+, AA)	4-1	2.42	39	0	0	0	5	67.0	58	20	18	5	9	77
19	Altoona (AA)	1-2	1.86	16	0	0	0	2	19.1	11	6	4	1	4	24
	Indianapolis (AAA)	0-1	4.63	8	0	0	0	1	11.2	12	7	6	3	4	10
	2019 Totals (AA, AAA)	1-3	2.90	24	0	0	0	3	31.0	23	13	10	4	8	34
	MilB Totals (3 seasons)	9-7	2.88	84	0	0	0	9	131.1	117	48	42	11	21	146



## PERSONAL

**HEIGHT/WEIGHT:** 6-1/220  
**BIRTHPLACE:** Cabimas, Venezuela  
**BORN:** May 1, 1998  
**ACQUIRED:** Trade, NYY (2021)

**BATS/THROWS:** Right/Right  
**RESIDES:** Cabimas, Venezuela  
**AGE:** 22 (Turns 23 on May 1)  
**SCHOOL:** N/A

## CAREER HIGHS

**IP (START):** 7.1, 6/30/19 (TAM vs. FLO)  
**IP (RELIEF):** 5.1, 2x - Last 8/26/19 (TT @ NH)  
**RUNS ALLOWED:** 7, 8/28/18 (CSC @ COL)

**STRIKEOUTS:** 10, 2x, Last - 7/30/19 (TAM vs. LAK)  
**WALKS:** 3, 3x, Last - 7/18/19 (TAM @ FTM)  
**MOST HITS:** 10, 8/28/18 (CSC @ COL)

## AWARDS & HONORS

2019 Florida State League Post-Season All-Star

## PROSPECT RANKINGS

2020 *Baseball America* No. 11/MLB.com No. 14 NYY Prospect  
 2021 *Baseball America* No. 10/MLB.com No. 12 Pirates Prospect

## CAREER HIGHLIGHTS

**CAREER TRANSACTIONS:** Signed by the New York Yankees as an International Free Agent on March 5, 2015, received a \$30,000 bonus...Contract selected by the Yankees on November 20, 2019...Traded by the Yankees with RHP Roansy Contreras, INF Maikol Escotto, OF Canaan Smith-Nijgba in exchange for RHP Jameson Taillon on January 24, 2021

**CURVE CUTS:** Miguel Ángel Yajure (pronounced "yuh-HOO-ray")...Signed by the Yankees out of Venezuela in 2015 on the strength of two innings at a tryout...Enjoyed watching Miguel Cabrera, Greg Maddux and Jose Hernandez play baseball while growing up in Venezuela...Also played soccer as a youth...Entered 2021 season ranked as the Pirates No. 14 prospect by MLB Pipeline...Mostly used as a starter in his minor league career, has posted an 11-12 record and a 2.57 ERA (262.2ip/75er) in 54 career starts and a 3-1 record with a 1.55 ERA (29.0ip/5er) in seven relief appearances.

**2020:** Made his Major League debut with the Yankees on 8/31 vs. Tampa Bay, closing out the game with 3.0 scoreless innings...Struck out Willy Adames (swinging) to end the eighth for his first career strikeout...Had made just two appearances above Single-A in his career (two starts with Double-A Trenton in 2019) prior to his debut... Gave up one run in 2.0ip on 9/5 at Baltimore...Made final appearance on 9/26 vs. Miami and pitched 2.0 scoreless innings...Was ranked by Baseball America as the Yankees' No. 7 prospect following the season.

**2019:** Led all of minor league baseball in ERA (min. 125.0IP), going 9-6 with a 2.14 ERA (138.2ip/33er) and 133 strikeouts in 24 games (20 starts) between Tampa (Yankees' A) and Trenton (Yankees' AA)...Ranked second among Yankees minor leaguers in strikeouts and tied for third in wins... Spent majority of season with Tampa, where he was named to the Florida State League post-season All-Star team... Tied for second among Florida State League pitchers in strikeouts while holding opponents to a .233 average; the fourth-lowest mark in the league...Made his first of four relief appearances on 6/1 vs. Bradenton and tossed 5.1 hitless innings while picking up the win...Had a career-high 10 strikeouts on 6/7 vs. Florida (6.0ip)...Pitched his first career complete game on 7/7 vs. Clearwater (7.0ip/1er)... Matched career high with 10 strikeouts on 7/30 vs. Lakeland (7.0ip)...Went 3-0 with a 0.89

ERA (20.1ip/2er) in his four relief appearances...Earned a promotion to Trenton on 8/25...Pitched 5.2 scoreless frames while winning his final start on 8/31 vs. Reading...Made one appearance in the postseason for the Eastern League Champion Thunder going 4.0 innings (three runs allowed, on four hits and three walks, struck out six) in relief of rehabbing Yankees RHP Luis Severino in Game 2 of the Eastern League Championship Series against Bowie...Was tabbed by Baseball America as having the "Best Control" among Yankees farmhands following the season

**2018:** Missed the start of the season recovering from "Tommy John" surgery...Spent entire season with Charleston... Made his first start on 6/8 at Greenville...Tossed 5.0 hitless innings and struck out a season-high nine batters while picking up the win in his second start on 6/14 vs. Asheville... Went 2-0 with a 0.75 ERA (24.0ip/5r/2er) in five starts from 7/26 thru 8/21...Surrendered just one home run in his first 12 starts (55.1ip); gave up two in his last two outings (9.1ip).

**2017:** Missed entire season, recovering from "Tommy John" surgery, performed on 11/18/16.

**2016:** Spent entire season with the GCL Yankees East team, where he went 1-1 with a 2.78 ERA (22.2ip/7er) in six starts and 0-1 with a 3.12 ERA (8.2ip/3er) in three relief appearances...Made three starts to begin the season before making his first professional relief appearance on 7/14 against the GCL Pirates (4.2ip/3er)...Made his other two relief outings to close out the season on 8/24 (3.0ip/0r) and 8/30 (1.0ip/0r)...Had Tommy John surgery on 11/18.

**2015:** Made professional debut with the DSL Yankees 2... Posted the sixth-lowest ERA among Dominican Summer League pitchers who threw at least 50.0 innings...Recorded a 0.82 ERA (33.0ip/9R/3er) over his final eight starts from 7/7 thru 8/18, allowing one earned run or fewer in each of those starts.

## CAREER STATISTICS

YR	CLUB	W-L	ERA	G	GS	CG	SHO	SV	IP	H	R	ER	HR	BB	SO
15	DSL NYY 2 (Rk.)	0-2	1.42	14	14	0	0	0	57.0	54	20	9	1	20	36
16	GCL Yankees (Rk.)	1-2	2.87	9	6	0	0	0	31.1	24	10	10	1	5	21
17															
18	Charleston (A)	4-3	3.90	14	14	0	0	0	64.2	64	38	28	5	15	56
19	Tampa (AA)	8-6	2.26	22	18	1	0	0	127.2	110	47	32	5	28	122
	Trenton (AA)	1-0	0.82	2	2	0	0	0	11.0	9	1	1	0	2	11
	2019 Totals (AA, AA)	9-6	2.14	24	20	1	0	0	138.2	119	48	33	5	30	133
20	NY Yankees (MLB)	0-0	1.29	3	0	0	0	0	7.0	3	1	1	1	5	8
	MLB Totals (5 seasons)	14-13	2.47	61	54	1	0	0	291.2	261	116	80	10	70	246
	MLB Totals (1 season)	0-0	1.29	3	0	0	0	0	7.0	3	1	1	1	5	8



# *HISTORY/RECORDS*



## YEAR-BY-YEAR RECORDS

YEAR	W-L (1st/2nd)	PCT	HOME	AWAY	PLACE	GB	MANAGER
1999	67-73	.479	33-36	34-37	6th	13.0	Marty Brown
2000	74-68	.521	39-32	35-36	4th	11.0	Marty Brown
2001	63-79	.444	38-34	25-45	5th	21.0	Dale Sveum
2002	72-69	.511	42-29	30-40	4th	21.0	Dale Sveum
2003	<b>78-63</b>	<b>.553</b>	<b>38-31</b>	<b>40-32</b>	<b>2nd</b>	<b>10.0</b>	<b>Dale Sveum</b>
2004	<b>85-56</b>	<b>.603</b>	<b>46-23</b>	<b>39-33</b>	<b>1st</b>	<b>+5.5</b>	<b>Tony Beasley</b>
2005	<b>76-66</b>	<b>.535</b>	<b>40-32</b>	<b>36-34</b>	<b>2nd</b>	<b>8.0</b>	<b>Tony Beasley</b>
2006	<b>75-64</b>	<b>.540</b>	<b>43-27</b>	<b>32-37</b>	<b>2nd</b>	<b>10.5</b>	<b>Tim Leiper</b>
2007	73-68	.518	39-33	34-35	3rd	8.5	Tim Leiper
2008	65-77	.458	33-38	32-39	5th	19.0	Tim Leiper
2009	62-80	.437	31-40	31-40	6th	27.0	Matt Walbeck
2010	<b>82-60</b>	<b>.577</b>	<b>41-30</b>	<b>41-30</b>	<b>1st</b>	<b>+5.0</b>	<b>Matt Walbeck</b>
2011	64-77	.454	34-38	30-39	6th	15.5	P.J. Forbes
2012	72-70	.507	44-27	28-43	3rd	10.5	P.J. Forbes
2013	63-79	.444	33-38	30-41	6th	14.0	Carlos Garcia
2014	61-81	.429	34-36	27-45	5th	18.0	Carlos Garcia
2015	<b>74-68</b>	<b>.521</b>	<b>40-32</b>	<b>34-36</b>	<b>2nd</b>	<b>5.0</b>	<b>Tom Prince</b>
2016	<b>76-64</b>	<b>.543</b>	<b>43-25</b>	<b>33-39</b>	<b>2nd</b>	<b>0.5</b>	<b>Joey Cora</b>
2017	<b>74-66</b>	<b>.529</b>	<b>40-30</b>	<b>34-36</b>	<b>1st</b>	<b>+2.0</b>	<b>Michael Ryan</b>
2018	<b>78-60</b>	<b>.565</b>	<b>40-29</b>	<b>38-31</b>	<b>1st</b>	<b>+1.0</b>	<b>Michael Ryan</b>
2019	69-71 (36-32/33-39)	.493	39-32	30-39	4th (2nd/4th)	9.0 (5.0/13.0)	Michael Ryan
2020			-No Season due to COVID-19 -				Dave Turgeon
ALL-TIME	<b>1503-1459</b>	<b>.507</b>	<b>810-672</b>	<b>693-787</b>			

Bold indicates years that Altoona made the E.L. Playoffs

## ALL-TIME REGULAR SEASON RECORD VS. OPPONENTS

TEAM	OVERALL	HOME	AWAY	TEAM	OVERALL	HOME	AWAY
Akron	205-234 (.467)	119-111 (.517)	86-123 (.411)	New Britain^	65-53 (.551)	34-22 (.607)	31-31 (.500)
Binghamton	101-89 (.532)	52-42 (.553)	49-47 (.505)	New Hampshire	52-48 (.520)	27-24 (.529)	25-24 (.510)
Bowie	166-174 (.488)	82-86 (.488)	84-88 (.488)	New Haven#	18-17 (.514)	10-8 (.556)	8-9 (.471)
Connecticut%	41-36 (.532)	17-17 (.500)	24-19 (.558)	Portland	66-66 (.500)	37-29 (.561)	29-37 (.439)
Erie	224-204 (.523)	105-102 (.507)	119-102 (.538)*	Reading	144-158 (.477)	81-72 (.529)	63-86 (.422)*
Harrisburg	203-179 (.531)	115-71 (.618)	88-108 (.449)	Richmond	111-89 (.555)	67-40 (.626)	44-49 (.494)
Hartford	14-12 (.538)	7-4 (.636)	7-8 (.467)^	Trenton	93-100 (.482)	57-44 (.564)	36-56 (.391)

\* Includes 0-1 record at PNC Park in Pittsburgh, June 26, 2004 (considered Curve road game) and 0-1 record at Citizens Bank Park in Philadelphia, June 12, 2006

# The New Haven Ravens moved to Manchester, N.H. following the 2003 season

% The Connecticut Defenders moved to Richmond, Va. following the 2009 season

^ The New Britain Rock Cats moved to Hartford, Conn. following the 2015 season

^^ The Curve went 0-3 in three "road" games against Hartford in Altoona during the 2016 season

## ALL-TIME MONTH-BY-MONTH RECORDS

Year	April	May	June	July	August	September	Final Record
1999	9-11	15-16	18-11	14-14	9-18	2-3	67-73
2000	8-14	14-15	18-11	15-14	18-11	1-3	74-68
2001	10-15	11-17	10-17	17-11	13-17	2-2	63-79
2002	12-12	18-12	13-13	15-15	12-17	2-0	72-69
2003	12-12	15-14	19-9	14-14	18-13	0-1	78-63
2004	11-10	17-12	20-9	14-11	19-11	4-3	85-56
2005	10-9	16-13	17-13	14-14	15-16	4-1	76-66
2006	15-8	18-12	13-12	15-12	14-17	0-3	75-64
2007	9-11	14-16	17-11	16-12	15-16	2-2	73-68
2008	10-15	11-17	14-14	16-15	13-16	1-0	65-77
2009	6-14	9-20	12-17	15-14	18-10	2-5	62-80
2010	14-6	19-12	17-10	10-19	20-9	2-4	82-60
2011	10-11	17-13	7-20	12-17	17-12	1-4	64-77
2012	8-14	16-14	14-13	16-13	15-16	3-0	72-70
2013	11-14	10-20	15-12	15-11	11-21	1-1	63-79
2014	10-12	10-23	9-18	18-13	13-15	1-0	61-81
2015	12-6	16-14	14-15	15-15	14-14	3-4	74-68
2016	9-13	19-9	16-12	14-15	16-12	2-3	76-64
2017	13-9	15-13	12-15	15-14	16-14	3-1	74-66
2018	11-10	14-14	16-11	15-13	20-11	2-1	78-60
2019	12-12	12-16	19-9	11-16	15-16	0-2	69-71
2020							-No Season Due to COVID-19-
TOTALS	<b>222-238</b>	<b>306-312</b>	<b>310-272</b>	<b>306-292</b>	<b>321-302</b>	<b>38-43</b>	<b>1503-1459</b>



## YEAR-BY-YEAR TEAM BATTING LEADERS

**BOLD** - Single-season record; *ITALIC* - Led Eastern League

YEAR	AVG. (min. 300 TPA)	HITS	HOME RUNS	RBI
1999	Adam Hyzdu (.316)	Tike Redman (143)	Adam Hyzdu (24)	Adam Hyzdu (78)
2000	Rob Mackowiak (.297)	Rob Mackowiak (156)	<b>Adam Hyzdu (31)</b>	<b>Adam Hyzdu (106)</b>
2001	Rico Washington (.302)	Shaun Skrehot (125)	Dan Meier (13)	J.R. House (56)
2002	Tony Alvarez (.318)	Tony Alvarez (161)	Carlos Rivera (22)	Carlos Rivera (84)
2003	Kevin Nicholson (.294)	Chris Duffy (137)	Shawn Garrett (13)	Shawn Garrett (67)
2004	<b>Jeff Keppinger (.338)</b>	<i>Nate McLouth (166)</i>	Ray Sadler (20)	Josh Bonifay (76)
2005	Jose Bautista (.283)	Rajai Davis (140)	Josh Bonifay (25)	Jose Bautista (90)
2006	Brett Roneberg (.303)	Javier Guzman (130)	Ray Sadler (15)	Simon Pond (78)
2007	Steven Pearce (.334)	Neil Walker (124)	Adam Boeve (17)	Steven Pearce (72)
2008	Jason Delaney (.292)	Brad Corley (131)	Jonel Pacheco (12)	Jonel Pacheco (52)
2009	Jonel Pacheco (.275)	Jonel Pacheco (119)	Jonel Pacheco (14)	Jason Delaney (65)
2010	Hector Gimenez (.305)	Josh Harrison (156)	Hector Gimenez (16)	Matt Hague (86)
2011	<i>Starling Marte (.332)</i>	<b>Starling Marte (178)</b>	Quincy Latimore (15)	Quincy Latimore (59)
2012	<i>Brock Holt (.322)</i>	Brock Holt (123)	Quincy Latimore (15)	Matt Curry (76)
2013	Alex Dickerson (.288)	Alex Dickerson (130)	Jarek Cunningham (19)	Alex Dickerson (68)
2014	Elias Diaz (.328)	Alen Hanson (135)	Stetson Allie (21)	Willy Garcia (63)
2015	Dan Gamache (.335)	Max Moroff (153)	Stetson Allie (17)	Josh Bell (60)
2016	Harold Ramirez (.311)	Erich Weiss (126)	Stetson Allie/Eric Wood (16)	Erich Weiss (65)
2017	Jerrick Suiter (.285)	Pablo Reyes (115)	Jordan Luplow (16)	Edwin Espinal (72)
2018	Bryan Reynolds (.302)	Cole Tucker (134)	Will Craig (20)	<i>Will Craig (102)</i>
2019	Jared Oliva (.277)	Jared Oliva (124)	Hunter Owen (15)	Logan Hill (69)
YEAR	RUNS SCORED	DOUBLES	TRIPLES	STOLEN BASES
1999	Tike Redman (84)	A.Hernandez/K. Haverbusch (26)	<i>Tike Redman (12)</i>	Tike Redman (29)
2000	<b>Adam Hyzdu (96)</b>	Adam Hyzdu (39)	Rico Washington (7)	Rob Mackowiak (18)
2001	Shaun Skrehot (61)	S. Skrehot/C. Rivera (30)	Lee Evans (8)	Shaun Skrehot (24)
2002	Tony Alvarez (79)	Tony Alvarez (37)	Shawn Garrett (8)	Tony Alvarez (29)
2003	Chris Duffy (84)	Kevin Nicholson (31)	3 Players Tied (6)	Chris Duffy (34)
2004	<i>Nate McLouth (93)</i>	<b>Nate McLouth (40)</b>	Chris Duffy (6)	Chris Duffy (32)
2005	Rajai Davis (82)	Jose Bautista (27)	Craig Stansberry (11)	<b>Davis/Thompson (45)</b>
2006	Simon Pond (64)	Simon Pond (32)	<b>Vic Buttler (14)</b>	Buttler/Morgan (21)
2007	Neil Walker (77)	Neil Walker (30)	J. Bowers/V. Buttler (4)	Vic Buttler (22)
2008	Jonel Pacheco (64)	Brad Corley (25)	Shelby Ford (10)	Shelby Ford (19)
2009	Jonel Pacheco (58)	Jason Delaney (25)	Jason Delaney (5)	Jonel Pacheco (15)
2010	Chase d'Arnaud (91)	C. d'Arnaud/J. Harrison (33)	Chase d'Arnaud (9)	Chase d'Arnaud (33)
2011	Starling Marte (91)	<i>Starling Marte (38)</i>	Brock Holt (9)	Starling Marte (24)
2012	Robbie Grossman (59)	Matt Curry (34)	Brock Holt (6)	Adalberto Santos (17)
2013	Adalberto Santos (62)	Alex Dickerson (36)	Alex Rojas, Jr. (9)	Adalberto Santos (21)
2014	Keon Broxton (67)	Willy Garcia (27)	<i>Alen Hanson (12)</i>	Drew Maggi (37)
2015	<i>Max Moroff (79)</i>	Max Moroff (28)	Max Moroff/Josh Bell (6)	Max Moroff (17)
2016	Eric Wood (63)	Barrett Barnes (28)	Erich Weiss (9)	Barrett Barnes (10)
2017	Pablo Reyes (62)	Edwin Espinal (25)	Elvis Escobar/Cole Tucker (5)	Pablo Reyes (21)
2018	Cole Tucker (77)	Ke'Bryan Hayes (31)	<i>Cole Tucker/Ke'Bryan Hayes (7)</i>	<i>Cole Tucker (35)</i>
2019	Jared Oliva (70)	Logan Hill (27)	Jared Oliva (6)	Jared Oliva (36)
YEAR	GAMES PLAYED	AT-BATS	WALKS	STRIKEOUTS
1999	Tike Redman (136)	Tike Redman (532)	Garrett Long (63)	Alex Hernandez (110)
2000	<b>Adam Hyzdu (142)</b>	Rob Mackowiak (526)	<b>Adam Hyzdu (94)</b>	Adam Hyzdu (102)
2001	Lee Evans (118)	Shaun Skrehot (468)	Richard Paz (52)	Lee Evans (116)
2002	Shawn Garrett (131)	Tony Alvarez (507)	Rico Washington (60)	J.J. Davis (101)
2003	Chris Duffy (137)	Jose Castillo (498)	Chris Duffy (44)	Josh Bonifay (106)
2004	Nate McLouth (133)	Nate McLouth (515)	Nate McLouth (48)	Josh Bonifay (96)
2005	Rajai Davis (123)	Rajai Davis (499)	Tom Evans (51)	Craig Stansberry (114)
2006	Javier Guzman (129)	Javier Guzman (485)	Simon Pond (59)	Simon Pond (121)
2007	Andrew McCutchen (118)	Andrew McCutchen (446)	Neil Walker (53)	Adam Boeve (100)
2008	Brad Corley (134)	Brad Corley (500)	Jason Delaney (68)	James Boone (107)
2009	Jason Delaney (125)	Jason Delaney (435)	Jason Delaney (57)	Jason Delaney (90)
2010	Miles Durham (136)	Chase d'Arnaud (530)	Matt Hague (61)	Miles Durham (139)
2011	Brock Holt (132)	<b>Starling Marte (536)</b>	Brock Holt (50)	Quincy Latimore (140)
2012	Quincy Latimore (126)	Quincy Latimore (413)	Robbie Grossman (59)	Jarek Cunningham (111)
2013	Jarek Cunningham (132)	Jarek Cunningham (468)	Adalberto Santos (59)	Jarek Cunningham (127)
2014	Gift Ngoepe (131)	Alen Hanson (482)	Stetson Allie (71)	<b>Willy Garcia (145)</b>
2015	<i>Max Moroff (136)</i>	Max Moroff (153)	Max Moroff (70)	Stetson Allie (135)
2016	Erich Weiss (127)	Erich Weiss (256)	Eric Wood (52)	Stetson Allie (110)
2017	Elvis Escobar (116)	Pablo Reyes (420)	Pablo Reyes (51)	Michael Suchy (95)
2018	<i>Cole Tucker (133)</i>	Cole Tucker (517)	Ke'Bryan Hayes (57)	Logan Hill (132)
2019	Bligh Madris (132)	Bligh Madris (457)	Mitchell Tolman (47)	Logan Hill (120)

## YEAR-BY-YEAR TEAM PITCHING LEADERS

**BOLD** - Single-season record; *ITALIC* - Led Eastern League

YEAR	ERA (min. 75 IP)	WINS	LOSSES	SAVES
1999	Paul Ah Yat (3.02)	<b>Bronson Arroyo (15)</b>	Brian O'Connor (11)	Matt Duff (12)
2000	Sam McConnell (1.61)	Brian O'Connor (12)	J. Grabow/S. Sparks (7)	Brian Smith (12)
2001	Justin Reid (2.54)	6 Players Tied (5)	C. Alvarado/C. Spurling (7)	Tony Pavlovich (12)
2002	Ben Shaffar (3.15)	Justin Reid (11)	<b>John Grabow (13)</b>	Chris Spurling (20)
2003	Landon Jacobsen (2.93)	<i>Sean Burnett (14)</i>	Landon Jacobsen (11)	Todd Ozias (21)
2004	Ian Snell (3.16)	Bryan Bullington (12)	3 Players Tied (7)	Jeff Miller (18)
2005	Brady Borner (2.08)	Matt Peterson (11)	Paul Stewart (10)	Justin Kaye (22)
2006	<b>Shane Youman (1.51)</b>	Landon Jacobsen (14)	Landon Jacobsen (9)	<i>Brandon Knight (27)</i>
2007	Dewon Brazelton (3.53)	Luis Munoz (12)	<b>Josh Shortslef (13)</b>	<b>Matt Peterson (29)</b>
2008	Yoslan Herrera (3.46)	Juan Mateo (7)	Derek Hankins/Josh Hill (11)	Ronald Belisario (9)
2009	Brad Lincoln (2.28)	Y.Herrera/D. Moskos (11)	Daniel Moskos (10)	Sean Smith (7)
2010	Michael Dubea (2.24)	J. Hughes/R. Owens (12)	J. Hughes/J. Wilson (8)	Daniel Moskos (21)
2011	Kyle McPherson (3.02)	Aaron Pribanic (10)	Mike Colla (11)	Noah Krol (24)
2012	Phil Irwin (2.93)	Brandon Cumpton (12)	Brandon Cumpton (11)	Vic Black (13)
2013	Casey Sadler (3.31)	Casey Sadler (11)	David Bromberg (12)	Luis Sanz (16)
2014	Adrian Sampson (2.55)	Adrian Sampson (10)	Joely Rodriguez (11)	Kenn Kasperek (13)
2015	Steven Brault (2.00)	Jason Creasy (12)	Zack Dodson (10)	Jhondaniel Medina (12)
2016	Cody Dickson (3.66)	Cody Dickson/Clay Holmes (10)	Tyler Eppler (10)	Montana DuRapau (22)
2017	Austin Coley (3.01)	Tanner Anderson/Alex McRae (10)	Tanner Anderson (8)	DuRapau/Scioneaux (14)
2018	Mitch Keller (2.72)	Mitch Keller/Cam Vieaux (9)	4 Players Tied (6)	Matt Eckelman (11)
2019	Cam Vieaux (2.23)	James Marvel (9)	Sean Brady (11)	Matt Eckelman (23)

YEAR	GAMES	INNINGS PITCHED	STRIKEOUTS	WALKS
1999	<b>David Daniels (55)</b>	Brian O'Connor (153.1)	Brian O'Connor (106)	Brian O'Connor (92)
2000	Matt Duff (47)	John Grabow (145.1)	John Grabow (109)	John Grabow (65)
2001	Clint Chrysler (51)	Chris Spurling (121.2)	Carlos Alvarado (73)	John Grabow (39)
2002	C. Chrysler/C. Spurling (51)	Justin Reid (153.2)	Adrian Burnside (122)	Adrian Burnside (67)
2003	Todd Ozias (51)	<b>Landon Jacobsen (162.2)</b>	Mike Connolly (90)	Landon Jacobsen (40)
2004	Jeff Miller (52)	Ian Snell (151.0)	<b>Ian Snell (142)</b>	Bryan Bullington (47)
2005	Justin Kaye (53)	Matt Peterson (143.2)	Tom Gorzelanny (124)	Matt Peterson (74)
2006	Brandon Knight (51)	Landon Jacobsen (154.0)	M. Connolly/J. Vasquez (87)	Landon Jacobsen (55)
2007	Matt Peterson (51)	Josh Shortslef (149.1)	Luis Munoz (89)	Josh Shortslef (59)
2008	R. Belisario/P. Bresnehan (38)	Derek Hankins (119.0)	Kyle Bloom (93)	Kyle Bloom (55)
2009	Jeff Sues (40)	Daniel Moskos (149.0)	Mike Crotta (97)	Daniel Moskos (58)
2010	Michael Dubea (45)	Jared Hughes (150.2)	Justin Wilson (134)	Justin Wilson (71)
2011	Noah Krol (54)	Aaron Pribanic (153.0)	Jeff Locke (114)	Jeff Locke (46)
2012	<i>Vic Black (51)</i>	Brandon Cumpton (152.1)	Brandon Cumpton (88)	Nathan Baker (57)
2013	Luis Sanz (47)	David Bromberg (136.0)	David Bromberg (127)	David Bromberg (52)
2014	Ryan Beckman (45)	Adrian Sampson (148.0)	Adrian Sampson (99)	Zack Dodson (46)
2015	Jhondaniel Medina (45)	Zack Dodson (162.0)	Chad Kuhl (101)	Jason Creasy (52)
2016	Montana DuRapau (50)	<i>Tyler Eppler (162.1)</i>	Tyler Eppler (106)	<b>Cody Dickson (93)</b>
2017	<i>Tate Scioneaux (47)</i>	Alex McRae (149.2)	Austin Coley (114)	Yeudy Garcia (46)
2018	Geoff Hartlieb (47)	Taylor Hearn (104.0)	Taylor Hearn (107)	Sean Keselica (43)
2019	Matt Eckelman (45)	Sean Brady (138.0)	Pedro Vasquez (91)	Sean Brady (36)

## CURVE 10-GAME WINNERS

1999.....	Bronson Arroyo (15)	2010.....	Jared Hughes (12)
2000.....	Brian O'Connor (12)	.....	Rudy Owens (12)
.....	Wilson Guzman (10)	.....	Justin Wilson (11)
2002.....	Justin Reid (11)	2011.....	Aaron Pribanic (10)
2003.....	Sean Burnett (14)	2012.....	Brandon Cumpton (12)
2004.....	Bryan Bullington (12)	2013.....	Casey Sadler (11)
.....	Ian Snell (11)	2014.....	Adrian Sampson (10)
2005.....	Matt Peterson (11)	2015.....	Jason Creasy (12)
2006.....	Landon Jacobsen (14)	.....	Chad Kuhl (11)
2007.....	Luis Munoz (12)	2016.....	Cody Dickson (10)
.....	Kip Bouknight (11)	.....	Clay Holmes (10)
2009.....	Daniel Moskos (11)	2017.....	Alex McRae (10)
.....	Yoslan Herrera (11)	.....	Tanner Anderson (10)

## SINGLE-SEASON TEAM GENERAL RECORDS

Most Wins.....	85 (2004)
Most Losses.....	81 (2014)
Highest Winning Percentage.....	.603 (2004)
Lowest Winning Percentage.....	.429 (2014)
Most Home Wins.....	46 (2004)
Most Home Losses.....	40 (2009)
Most Road Wins.....	41 (2010)
Most Road Losses.....	45, 2x, last - (2014)
Most Extra-Inning Games.....	18 (2017)
Most Extra-Inning Wins.....	9 (2008, 2017)
Most Extra-Inning Losses.....	10, 2x, last - (2014)
Most Wins, Month.....	20, 3x, last - (August 2018)
Most Losses, Month.....	23 (May 2014)
Most Wins vs. One Club, Season.....	16, 2x, last - Richmond (2010)
Most Losses vs. One Club, Season.....	17 vs. Akron (2009)
Most Players Used.....	60 (2001)
Fewest Players Used.....	37 (2003)
Most Pitchers Used.....	36 (2001)
Fewest Pitchers Used.....	22 (2002, 2003)
Most Shutout Wins.....	18 (2019)
Most Shutout Losses.....	15 (2013)
Most Consecutive Wins.....	10 (July 24 - August 2, 2005)
Home.....	10 (July 22 - August 9, 2016)
Road.....	9 (May 15-26, 2010)
Most Consecutive Losses.....	11 (April 15-26, 2000)
Home.....	11 (April 19 - May 23, 2003)
Road.....	13 (July 25 - August 19, 2012)
Most Consecutive Wins to Begin a Season.....	5, 2x (April 6-10, 2006 & April 4-8, 2019)
Most Consecutive Losses to Begin a Season.....	8 (April 8-17, 2009)

## SINGLE-SEASON TEAM BATTING RECORDS

Highest Batting Average.....	.273 (2004)
Lowest Batting Average.....	.241 (2019)
Most Runs Scored.....	697 (2004)
Fewest Runs Scored.....	539 (2008)
Most Games, 10 or More Runs Scored.....	15 (2002)
Most Games, 10 or More Runs Allowed.....	15 (2000)
Most Hits.....	1,294 (2010)
Fewest Hits.....	1,081 (2019)
Most Doubles.....	274 (2003)
Fewest Doubles.....	202 (2018)
Most Triples.....	55 (2016)
Fewest Triples.....	24 (2009)
Most Home Runs.....	141 (2005)
Fewest Home Runs.....	73 (2003)
Most Home Runs, Home.....	67 (2005)
Most Home Runs, Road.....	87 (2014)
Fewest Home Runs, Home.....	20 (2003)
Fewest Home Runs, Road.....	42 (2012, '15)
Most Grand Slams.....	6 (1999)
Most Players 10 or More HR.....	6 (2004)
Most Players 20 or More HR.....	2 (1999, '02, '05)
Most Extra-Base Hits.....	533 (2004)
Fewest Extra-Base Hits.....	333 (2018)
Most Stolen Bases.....	159 (2014)
Fewest Stolen Bases.....	67 (2016)
Most Times Caught Stealing.....	78 (1999, '01)
Fewest Times Caught Stealing.....	39 (2004)
Most Strikeouts.....	1,222 (2019)
Fewest Strikeouts.....	811 (2003)
Most Base on Balls.....	527 (2000)
Fewest Base on Balls.....	376 (2001)

## SINGLE-SEASON TEAM PITCHING RECORDS

Lowest ERA .....	3.32 (2003)
Highest ERA .....	4.35 (2008)
Most Complete Games .....	16 (2000)
Fewest Complete Games .....	1 (2010, 2011)
Most Shutouts .....	18 (2019)
Fewest Shutouts .....	5 (1999, 05)
Fewest Runs Allowed .....	525 (2003)
Most Runs Allowed .....	696 (2000)
Fewest Hits Allowed .....	1,067 (2018)
Most Hits Allowed .....	1,266 (2005)
Fewest Base on Balls Allowed .....	363 (2003)
Most Base on Balls Allowed .....	570 (1999)
Fewest Home Runs Allowed .....	67 (2000)
Most Home Runs Allowed .....	140 (2004)
Most Strikeouts .....	1,094 (2010)
Fewest Strikeouts .....	814 (2007)
Most Saves .....	49 (2006)
Fewest Saves .....	32 (2001, 08, 14)
Fewest Hit by Pitch .....	40 (2008)
Most Hit by Pitch .....	83 (2012)
Fewest Wild Pitches .....	44 (2006)
Most Wild Pitches .....	91 (1999)
Fewest Starting Pitchers Used .....	10 (2002)
Most Starting Pitchers Used .....	22 (2013)
Most Consecutive Shutout Innings .....	28.1 (July 19-22, 2001)
Most 10-Game Winners .....	3 (2010)

## SINGLE-SEASON TEAM FIELDING RECORDS

Highest % .....	.985 (2018)
Lowest % .....	.965 (1999)
Most Errors .....	194 (1999)
Fewest Errors .....	74 (2018)
Most Passed Balls .....	33 (2000)
Fewest Passed Balls .....	1 (2015)
Most Double Plays Turned .....	158 (2009)

## SINGLE-SEASON INDIVIDUAL BATTING RECORDS

\*\*\*Note: Records for averages and percentages are based on a minimum of 300 plate appearances

Highest Average .....	.334, Jeff Keppinger (2004) & Steve Pearce (2007)
RH .....	.334, Jeff Keppinger (2004) & Steve Pearce (2007)
LH .....	.324, Adam Frazier (2015)
Switch-Hitter .....	.307, Josh Bell (2015)
Lowest Average .....	.205, Stetson Allie (2015)
RH .....	.205, Stetson Allie (2015)
LH .....	.223, Rico Washington (2002)
Switch-Hitter .....	.215, Kevin Nicholson (2004)
Most Home Runs .....	31, Adam Hyzdu (2000)
RH .....	31, Adam Hyzdu (2000)
LH .....	22, Carlos Rivera (2002)
Switch-Hitter .....	16, Hector Gimenez (2010)
Home .....	16, Adam Hyzdu (2000)
Road .....	15, Adam Hyzdu (2000)
Month .....	14, Brad Eldred (August, 2004)
Most Plate Appearances without a HR, Season .....	387, Brandon Chaves (2007)
Most Grand Slams .....	3, Rob Mackowiak (2000)
Most Games Played .....	142, Adam Hyzdu (2000)
Most At-Bats .....	536, Starling Marte (2011)
Most Plate Appearances .....	626, Adam Hyzdu (2000)
Longest Hitting Streak .....	24, Austin Meadows (May 23-June 16, 2016)
Longest On-Base Streak .....	33, Ronny Paulino (July 12-September 5, 2004) & Steve Pearce (June 15-July 22, 2007)
Most Consecutive Games with a HR .....	6, Brad Eldred (April 26-May 2, 2005)
Most Consecutive Games with an RBI .....	12, Jason Delaney (July 15-26, 2007)
Most Runs Scored .....	96, Adam Hyzdu (2000)
Most Hits .....	178, Starling Marte (2011)
RH .....	178, Starling Marte (2011)
LH .....	166, Nate McLouth (2004)
Switch-Hitter .....	153, Max Moroff (2015)
Pitcher .....	7, Wardell Starling (2006) & Steven Brault (2015)



## SINGLE-SEASON INDIVIDUAL BATTING RECORDS (CONT.)

Most RBI .....	106, Adam Hyzdu (2000)
Month .....	50, Brad Eldred (August 2004)
Pitcher .....	6, Wardell Starling (2006)
Most Extra-Base Hits .....	72, Adam Hyzdu (2000)
Most Singles .....	120, Starling Marte (2011)
Most Doubles .....	40, Nate McLouth (2004)
Most Triples .....	14, Vic Buttler (2006)
Most Base on Balls .....	94, Adam Hyzdu (2000)
Most Stolen Bases .....	45, Rajai Davis/Rich Thompson (2005)
Most Times Caught Stealing .....	19, Drew Maggi (2014)
Most Sacrifice Hits .....	16, Luis Figueroa (1999)
Most Sacrifice Flies .....	12, Will Craig (2018)
Most Intentional Walks .....	7, 4x, last - Hector Gimenez (2010)
Most Strikeouts .....	145, Willy Garcia (2014)
Fewest Strikeouts (min. 300 Plate Appearances) .....	17, Jeff Keppinger (2004)
Most Hit by Pitch .....	20, Chris Duffy (2003)
Highest On-Base% .....	405, Adam Hyzdu (2000)
Highest Slugging % .....	612, Adam Hyzdu (1999)
Most Total Bases .....	285, Adam Hyzdu (2000)

## SINGLE-SEASON INDIVIDUAL PITCHING RECORDS

\*\*\*Note: Records for ERA and percentages are based on a minimum of 75 Innings Pitched

Lowest ERA, LHP .....	1.51, Shane Youman (2006)
Lowest ERA, RHP .....	2.28, Brad Lincoln (2001)
Most Wins, LHP .....	14, Sean Burnett (2003)
Most Wins, RHP .....	15, Bronson Arroyo (1999)
Most Consecutive Wins .....	9, Yoslan Herrera (April 30 - August 15, 2009)
Most Consecutive Wins to Open Season .....	9, Yoslan Herrera (April 30 - August 15, 2009)
Most Losses, LHP .....	13, John Grabow (2002)
Most Losses, RHP .....	12, David Bromberg (2013)
Most Consecutive Losses .....	9, (Derek Hankins, June 15 - August 26, 2008)
Most Consecutive Scoreless Innings Pitched .....	25.1, Jared Lakind (April 27-June 23, 2016)
Most Games Started .....	27, T. Eppler (2016), Z. Dodson (2015), B. Cumpton (2012), A. Pribanic (2011), M. Crotta (2009), S. Burnett (2003), L. Jacobsen (2003), J. Grabow (2002), Brian O'Connor (1999)
Most Appearances .....	55, David Daniels (1999)
Most Innings Pitched .....	162.2, Landon Jacobsen (2003)
Most Strikeouts .....	142, Ian Snell (2004)
Highest Strikeout-to-Walk Ratio .....	+109, Rudy Owens (2010)
Lowest Strikeout-to-Walk Ratio .....	-8, Jim Sak (2000)
Fewest Earned Runs Allowed .....	16, Shane Youman (2006)
Most Earned Runs Allowed .....	89, John Grabow (2002)
Most Bases on Balls .....	93, Cody Dickson (2016)
Fewest Bases on Balls (min. 75 IP) .....	10, Phil Irwin (2011)
Most Saves .....	27, Brandon Knight (2006)
Highest Winning % (min. 10 decisions) .....	917, Yoslan Herrera, 11-1 record (2009)
Lowest Winning % (min. 10 decisions) .....	154, Derek Hankins, 2-11 record (2008)
Most Complete Games .....	4, Brian O'Connor (2000)
Most Shutouts .....	2, Stephen Sparks (2000), Ian Snell (2004), Domingo Robles (2019)
Most Hit Batsmen .....	15, Adrian Burnside (2002), Phil Irwin/Brandon Cumpton (2012)
Most Wild Pitches .....	21, Brian O'Connor (1999)
Most HR Allowed .....	21, Justin Reid (2002)
Fewest HR Allowed (min. 75 IP) .....	2, Sean Burnett (2003), Bryan Morris (2011)
Most Total Batters Faced .....	698, Brian O'Connor (1999)

## SINGLE-SEASON INDIVIDUAL FIELDING RECORDS

\*\*\*Notes: Records for Fielding % are based on a minimum of 75 games played  
Fielding % for Pitchers is based on most Total Chances without an error

Most Errors .....	33, Alen Hanson (2014), Javier Guzman (2006), Kevin Haverbusch (1999)
Highest %, Pitcher .....	1.000 (36 TC), Brian O'Connor (2000)
Highest %, Catcher .....	.994, Ramon Cabrera (2012) & Jacob Stallings (2015)
Most Passed Balls .....	15, Steve Lerud (2009) & Humberto Cota (2000)
Highest %, 1B .....	1.000, Edwin Espinal (2017)
Highest %, 2B .....	.991 Jason Bowers (2007)
Highest %, 3B .....	.978, Ke'Bryan Hayes (2018)
Highest %, SS .....	.980, Kevin Newman (2017)
Highest %, OF .....	1.000, Jared Oliva (2019) & Darren Burton (2000)
Most Assists, OF .....	19, Willy Garcia (2014)

## SINGLE-GAME TEAM GENERAL RECORDS

Longest Game, Time .....	6:17, 7/13/00 @ Norwich
Home.....	5:49, 8/13/10 vs. New Hampshire
Home, 7-Inning Game.....	3:05, 6/3/06 vs. New Hampshire (1)
Home, 9-Inning Game .....	3:55, 5/26/13 vs. Richmond
Road.....	6:17, 7/13/00 @ Norwich
Road, 7-Inning Game.....	2:43, 6/14/03 @ Harrisburg
Road, 9-Inning Game.....	4:33, 7/17/10 @ Harrisburg
Longest Game, Innings .....	19, 2x, 7/13/00 @ Norwich & 8/13/10 vs. New Hampshire
Home.....	19, 8/13/10 vs. New Hampshire
Road.....	19, 7/13/00 @ Norwich
Shortest 9-Inning Game Time .....	1:51, 2x, 4/17/04 @ Harrisburg & 5/7/18 vs. Bowie
Home.....	1:51, 5/7/18 vs. Bowie
Road.....	1:51, 4/17/04 @ Harrisburg
Shortest 7-Inning Game Time .....	1:26, 7/17/15 @ Richmond
Home.....	1:33, 7/27/12 vs. New Hampshire
Road.....	1:26, 7/17/15 @ Richmond
Largest Margin of Victory.....	14 runs, 18-4, 4/20/06 vs. Akron
Largest Shutout Victory.....	12-0, 2x, 8/22/04 vs. Bowie & 8/15/08 @ New Hampshire
Largest Margin of Defeat .....	17 runs, 19-2, 7/7/09 vs. Erie
Largest Shutout Defeat .....	14-0, 2x, 5/3/16 @ Erie & 8/7/16 @ Reading
Largest Comeback to Win.....	7 runs, 3x, 4/29/18 at Harrisburg (Trailed 8-1, Won 9-8), 9/9/15 vs. Bowie (Trailed 7-0, Won 8-7) & 6/5/01 vs. Harrisburg (Trailed 7-0, Won 9-7)
Largest Lead in Loss.....	8 runs, 2x, 6/2/09 @ Erie (Led 9-1, Lost 12-9) & 6/22/13 @ Bowie (Led 8-0, Lost 10-9)
Most Combined Runs.....	33, 7/17/10 at Harrisburg (Curve 18, Senators 15)

## SINGLE-GAME TEAM BATTING RECORDS

Most Runs.....	18, 4x, 4/20/06 vs. Akron, 7/17/10 @ Harrisburg, 8/7/10 @ Harrisburg & 7/21/15 vs. Erie (1)
Most Runs, Inning ...	10, 3x, 6/5/04 @ Akron (2nd inning), 7/17/10 @ Harrisburg (9th inning) & 8/7/10 @ Harrisburg (9th inning)
Most Runs, First Inning.....	9, 8/23/03 vs. Erie
Most Hits .....	24, 7/21/15 vs. Erie (1)
Most Hits, Inning .....	9, 1st inning, 8/29/03 vs. Erie (2)
Most Home Runs, Game .....	6, 7/11/14 @ Harrisburg
Most Home Runs, Inning.....	3, 9x, last - 2nd inning, 7/23/14 @ New Britain
Most Doubles, Game .....	10, 8/4/09 @ Portland
Most Triples, Game.....	3, several times, last - 8/29/16 vs. Binghamton
Most Extra-Base Hits, Game.....	11, 8/4/09 @ Portland
Most Strikeouts, 9-Inning Game .....	18, 7/12/19 @ Erie
Most Strikeouts, All Games.....	23, 9/4/05 @ Bowie
Most LOB, 9-Inning Game .....	15, 2x, 8/13/05 @ Reading & 4/16/13 vs. Richmond
Most LOB, All Games .....	23, 7/13/00 @ Norwich

## SINGLE-GAME TEAM PITCHING RECORDS

Most Runs Allowed .....	20, 5/26/13 vs. Richmond
Most Runs Allowed, Inning .....	11, 8/31/19 @ Harrisburg
Most Runs Allowed, First Inning .....	9, 5/26/13 vs. Richmond
Most Hits Allowed.....	22, 2x, 4/20/12 vs. Richmond & 5/26/13 vs. Richmond
Most Home Runs Allowed.....	7, 9/3/18 @ Bowie
Most Home Runs Allowed, Inning.....	3, 4x, last - 6th inning, 5/24/16 vs. Akron
Most Strikeouts, 9-Inning Game.....	16, 5/9/10 vs. Erie
Most Strikeouts, All Games.....	20, 7/27/10 @ Erie
Most Bases on Balls Allowed .....	13, 5/16/15 vs. Akron
Most Extra-Base Hits Allowed, 9-Inning Game .....	12, 9/3/18 @ Bowie
Most Extra-Base Hits Allowed, All Games .....	14, 7/13/00 @ Norwich

## SINGLE-GAME TEAM FIELDING RECORDS

Most Errors, Game .....	7, 8/11/16 vs. Harrisburg
-------------------------	---------------------------

## CURVE .300 HITTERS (Min. 300 PA)

1999.....Adam Hyzdu (.316)	2004.....Chris Duffy (.309)	2013.....Justin Howard (.314)
2001.....Rico Washington (.302)	2006.....Brett Roneberg (.303)	2014.....Elias Diaz (.328)
2002.....Tony Alvarez (.318)	2007.....Steve Pearce (.334)	2015.....Adam Frazier (.324)
.....Kevin Sefcik (.308)	2010.....Hector Gimenez (.305)	.....Josh Bell (.307)
.....Carlos Rivera (.302)	.....Josh Harrison (.300)	2016.....Barrett Barnes (.306)
2004.....Jeff Keppinger (.334)	2011.....Starling Marte (.332)	.....Harold Ramirez (.306)
.....Nate McLouth (.322)	2012.....Brock Holt (.322)	2018.....Bryan Reynolds (.302)

## SINGLE-GAME INDIVIDUAL BATTING RECORDS

Most At-Bats .....	10, Keith Williams, 7/13/00 @ Norwich
Most Hitless At-Bats .....	8, Garrett Long, 7/13/00 @ Norwich
Most Runs Scored .....	5, Jose Osuna, 7/21/15 vs. Erie
Most Hits .....	5, 15x, last - Wyatt Mathisen, 8/3/17 vs Erie
Most Extra-Base Hits .....	4, 5x, Josh Harrison, 6/27/10 vs. Bowie (4 2B), Hector Gimenez, 6/2/10 @ New Britain (2 HR, 2 2B), Alex Presley, 5/24/10 @ Akron (2 HR, 3B, 2B), J.R. House, 6/13/01 @ Bowie (2 HR, 2 2B) & Craig Wilson, 9/4/99 @ Erie (2 HR, 2 3B)
Most Doubles .....	4, Josh Harrison, 6/27/10 vs. Bowie
Most Triples .....	2, several times, last - Jared Oliva, 7/17/19 vs. Trenton
Most Home Runs .....	2, several times, last - Jason Delay, 8/21/19 vs. Hartford
Most Total Bases .....	14, Craig Wilson, 9/4/99 @ Erie
Most RBI .....	8, 2x, Alex Dickerson, 7/26/13 @ New Hampshire & Alex Pressley, 5/24/10 @ Akron
Most Stolen Bases .....	4, Ray Sadler, 7/10/04 @ Portland
Most Strikeouts .....	5, 4x, Miles Durham, 4/22/11 @ Richmond, Jarek Cunningham, 6/24/12 vs. Akron, Stefan Welch, 8/21/12 @ Trenton & Matt Curry, 5/30/14 vs. New Hampshire
Most Bases on Balls .....	5, Jason Bowers, 6/7/07 @ New Britain

## SINGLE-GAME INDIVIDUAL PITCHING RECORDS

Most Hits Allowed, Starter .....	14, 4x, Aaron Pribanic, 6/17/11 vs. Harrisburg, Matt Benedict, 8/24/15 vs. Reading, David Whitehead, 5/3/16 @ Erie, Alex McRae, 6/9/17 vs. Richmond
Most Hits Allowed, Reliever .....	10, 2x, Mike Chaney, 8/26/01 @ Akron & David Bromberg, 5/27/13 vs. Richmond
Most Hitless Innings to Begin Game .....	8.1, Adrian Sampson, 7/18/14 vs. Bowie
Most Strikeouts .....	13, Tom Gorzelanny, 9/9/05 vs. Akron
Most Strikeouts, Reliever .....	9, Ron Chiavacci, 7/22/06 @ Bowie
Most Bases on Balls .....	8, Adrian Burnside, 8/7/02 vs. Erie
Most Wild Pitches .....	4, Brian O'Connor, 5/31/99 @ Norwich
Most Earned Runs Allowed, Game .....	13, Rob Mattson, 8/8/00 @ Reading
Most Earned Runs Allowed, Inning .....	8, 3rd inning, David Whitehead, 6/6/16 @ Erie
Most Innings Pitched, Starter .....	10.0, Hansel Iztquierdo, 9/4/05 @ Bowie

## CAREER INDIVIDUAL BATTING RECORDS

Most Games Played .....	410, Shaun Skrehot (2000-04)
Most Hits .....	384, Shaun Skrehot (2000-04)
Most Runs Scored .....	189, Shaun Skrehot (2000-04)
Most Doubles .....	76, Shaun Skrehot (2000-04)
Most Triples .....	19, Vic Buttler (2005-07)
Most Home Runs .....	55, Josh Bonifay (2003-05)
Most RBI .....	55, Adam Hyzdu (1999-00)
Most Extra-Base Hits .....	209, Josh Bonifay (2003-05)
Most Stolen Bases .....	126, Josh Bonifay (2003-05)
Most Strikeouts .....	65, Chris Duffy (2003-04, 08)
Most Strikeouts .....	372, Stetson Allie (2014-16)

## CAREER INDIVIDUAL PITCHING RECORDS

Most Appearances .....	138, Neal McDade (2001-04)
Most Games Started .....	83, Mike Connolly (2003-06)
Most Wins .....	30, Landon Jacobsen (2003-06)
Most Losses .....	29, Mike Connolly (2003-06)
Most Strikeouts .....	340, Mike Connolly (2003-06)
Most Bases on Balls .....	203, Brian O'Connor (1999-00, 02)
Most Saves .....	38, Montana DuRapau (2015-18)
Most Complete Games .....	6, Brian O'Connor (1999-00, 02)
Most Shutouts .....	2, Stephen Sparks (2000-01), Ian Snell (2003-04), Domingo Robles (2019)

## MONTHLY PITCHING RECORDS

Most Wins, Month .....	5, Wilson Guzman (June 2000), Sam McConnell (June 2000), A.J. Morris (May 2014), James Marvel (June, 2019)
Most Saves, Month .....	9, Matt Peterson (June 2007)
.....	9, Justin Kaye (June 2005)

## MISCELLANEOUS HOME RUN RECORDS

Most Home Runs, Home Game .....	7 (6/19/04 vs. Erie)
Most Consecutive Games with a HR, Curve .....	10 (April 25-May 5, 2005)
Most Consecutive Games with a HR, Opponents .....	11 (May 19-29, 2013)
Most Consecutive Games without a HR, Curve .....	11 (August 4-14, 2006)

## BATTERS

<u>AVERAGE*</u>		<u>SLUGGING %*</u>	
Jeff Keppinger	.338 (2004)	Adam Hyzdu	.612 (1999)
Steven Pearce	.334 (2007)	Steven Pearce	.586 (2007)
Elias Diaz	.328 (2014)	Josh Bonifay	.556 (2005)
Three tied	.332	Adam Hyzdu	.554 (2000)
		J.J. Davis	.526 (2002)

\*Minimum 300 Plate App.

\*Minimum 300 Plate App.

<u>HOME RUNS</u>		<u>GAMES</u>	
Adam Hyzdu	31 (2000)	Adam Hyzdu	142 (2000)
Josh Bonifay	25 (2005)	Chris Duffy	137 (2003)
Adam Hyzdu	24 (1999)	Tike Redman	136 (1999)
Jose Bautista	23 (2005)	Miles Durham	136 (2010)
Carlos Rivera	22 (2002)	Max Moroff	136 (2015)

<u>RBI</u>		<u>RUNS</u>	
Adam Hyzdu	106 (2000)	Adam Hyzdu	96 (2000)
Will Craig	102 (2018)	Nate McLouth	93 (2004)
Jose Bautista	90 (2005)	Chase d'Arnaud	91 (2010)
Rob Mackowiak	87 (2000)	Starling Marte	91 (2011)
Matt Hague	86 (2010)	Matt Hague	90 (2010)

<u>HITS</u>		<u>DOUBLES</u>	
Starling Marte	178 (2011)	Nate McLouth	40 (2004)
Nate McLouth	166 (2004)	Adam Hyzdu	39 (2000)
Tony Alvarez	161 (2002)	Starling Marte	38 (2011)
Rob Mackowiak	156 (2000)	Tony Alvarez	37 (2002)
Josh Harrison	156 (2010)	Alex Dickerson	36 (2013)

<u>EXTRA-BASE HITS</u>		<u>TRIPLES</u>	
Adam Hyzdu	72 (2000)	Vic Buttlr	14 (2006)
Starling Marte	58 (2011)	Alen Hanson	12 (2014)
Alex Dickerson	56 (2013)	Tike Redman	12 (1999)
Tony Alvarez	53 (2002)	Craig Stansberry	11 (2005)
Will Craig	53 (2018)	Six Tied	9

<u>STRIKEOUTS</u>		<u>STOLEN BASES</u>	
Willy Garcia	145 (2014)	Rajai Davis	45 (2005)
Quincy Latimore	140 (2011)	Rich Thompson	45 (2005)
Miles Durham	139 (2010)	Drew Maggi	37 (2019)
Stetson Allie	135 (2015)	Jared Oliva	36 (2019)
Logan Hill	132 (2018)	Cole Tucker	35 (2018)

## PITCHERS

<u>ERA*</u>		<u>WINNING %*</u>	
Shane Youman	1.51 (2006)	Yoslan Herrera	.917 (2009)
Sam McConnell	1.61 (2000)	Sam McConnell	.818 (2000)
Steven Brault	2.00 (2015)	Geoff Hartlieb	.800 (2018)
Brady Borner	2.08 (2005)	Bronson Arroyo	.789 (1999)
Cam Vieaux	2.23 (2019)	2 Players Tied	.750

\*Minimum 75 IP

\*Minimum 10 Decisions

<u>APPEARANCES</u>		<u>BASES ON BALLS</u>	
David Daniels	55 (1999)	Cody Dickson	93 (2016)
Brad Guy	54 (2000)	Brian O'Connor	92 (1999)
Noah Krol	54 (2011)	Matt Peterson	74 (2005)
Justin Kaye	53 (2005)	Justin Wilson	71 (2010)
Jeff Miller	52 (2004)	Adrian Burnside	67 (2002)

<u>INNINGS PITCHED</u>		<u>SAVES</u>	
Landon Jacobsen	1622 (2003)	Matt Peterson	29 (2007)
Tyler Eppler	1621 (2016)	Brandon Knight	27 (2006)
Sean Burnett	1592 (2003)	Noah Krol	24 (2011)
Landon Jacobsen	1540 (2006)	Matt Eckelman	23 (2019)
Justin Reid	153.2 (2002)	2 Players Tied	22

<u>WINS</u>		<u>COMPLETE GAMES</u>	
Bronson Arroyo	15 (1999)	Brian O'Connor	4 (2000)
Landon Jacobsen	14 (2006)	7 Players Tied	3
Sean Burnett	14 (2003)		
6 Players Tied	12		

<u>LOSSES</u>		<u>HOME RUNS ALLOWED</u>	
Josh Shortslef	13 (2007)	Justin Reid	21 (2002)
John Grabow	13 (2002)	Matt Peterson	19 (2005)
8 Players Tied	11	Paul Stewart	19 (2005)
		3 Players Tied	18

<u>STRIKEOUTS</u>		<u>SHUTOUTS</u>	
Ian Snell	142 (2004)	Ian Snell	2 (2004)
Justin Wilson	134 (2010)	Steve Sparks	2 (2000)
Rudy Owens	132 (2010)	Domingo Robles	2 (2019)
Tom Gorzelanny	124 (2005)	20 Players Tied	1
Adrian Burnside	122 (2002)		

## AFFILIATION STATION

### PIRATES AFFILIATES IN THE EASTERN LEAGUE (SINCE 1936)

1936.....	Scranton, Pa.	1974.....	Thetford Mines, PQ
1940-50.....	Albany, N.Y.	1979-82.....	Buffalo, N.Y.
1954-56.....	Williamsport, Pa.	1983.....	Lynn, Mass.
1968-69.....	York, Pa.	1984-86.....	Nashua, N.H.
1970-71.....	Waterbury, Conn.	1987-1990.....	Harrisburg, Pa.
1972-73.....	Sherbrooke, PQ	1999-Present.....	Altoona, Pa.

### PIRATES' DOUBLE-A AFFILIATES (SINCE 1935)

1935.....	Kansas City Blues	1972-73.....	Sherbrooke Pirates
1937-38.....	Montreal Royals	1974.....	Thetford Mines Pirates
1940.....	Syracuse Chiefs	1975-1978.....	Shreveport Captains
1943-44.....	Toronto Maple Leafs	1979-1982.....	Buffalo Bisons
1946.....	Birmingham Barons	1983.....	Lynn Sailors
1948-1956.....	New Orleans Pelicans	1984-86.....	Nashua Pirates
1963-1966.....	Asheville Tourists	1987-90.....	Harrisburg Senators
1967.....	Macon Peaches	1991-98.....	Carolina Mudcats
1968-69.....	York Pirates	1999-pres.....	Altoona Curve
1970-71.....	Waterbury Pirates		



## BATTERS

HITS	GAMES PLAYED
Shaun Skrehot 384 (2000-04)	Shaun Skrehot 410 (2000-04)
Josh Bonifay 311 (2003-05)	Stetson Allie 348 (2014-16)
Brett Roneberg 304 (2003,06-07)	Jarek Cunningham 337 (2012-14)
Rico Washington 298 (2000-02)	Rico Washington 322 (2000-02)
Chris Duffy 290 (2003-04, 08)	Brandon Chaves 318 (2004-07)

HOME RUNS	RUNS SCORED
Josh Bonifay 55 (2003-05)	Shaun Skrehot 189 (2000-04)
Adam Hyzdu 55 (1999-00)	Chris Duffy 175 (2003-04,08)
Stetson Allie 54 (2014-16)	Brett Roneberg 161 (2003,06-07)
Ray Sadler 41 (2003-06)	Adam Hyzdu 160 (1999-00)
Jarek Cunningham 33 (2012-14)	2 Players Tied 158

RBI	STOLEN BASES
Josh Bonifay 209 (2003-05)	Chris Duffy 65 (2003-04,08)
Adam Hyzdu 184 (1999-00)	Drew Maggi 60 (2012-14)
Stetson Allie 183 (2014-16)	Shaun Skrehot 57 (2000-04)
Brett Roneberg 170 (2003,06-07)	Vic Buttler 49 (2005-07)
Matt Curry 154 (2011-14)	3 Players Tied 46

DOUBLES	TRIPLES
Shaun Skrehot 76 (2000-04)	Vic Buttler 19 (2005-07)
Josh Bonifay 68 (2003-05)	Alen Hanson 17 (2013-14)
Adam Hyzdu 65 (1999-00)	Brock Holt 15 (2011-12)
Miles Durham 65 (2009-12)	4 Players Tied 14
Matt Curry 62 (2011-14)	

STRIKEOUTS	EXTRA-BASE HITS
Stetson Allie 372 (2014-16)	Josh Bonifay 126 (2003-05)
Josh Bonifay 312 (2003-05)	Adam Hyzdu 124 (1999-00)
J. Cunningham 307 (2012-14)	Stetson Allie 109 (2014-16)
Gift Ngoepe 297 (2013-15, 19)	Ray Sadler 105 (2003-06)
Matt Curry 282 (2011-14)	Shaun Skrehot 100 (2000-04)

## PITCHERS

GAMES PITCHED	GAMES STARTED
Neal McDade 138 (2001-04)	Mike Connolly 83 (2003-06)
Clint Chrysler 118 (2001-03)	John Grabow 70 (2000-03)
Brady Borner 117 (2003-06)	Landon Jacobsen 66 (2003-06)
Matt Peterson 116 (2004-07)	Brian O'Connor 63 (99-00, 02)
Brad Guy 116 (2000-03)	Yoslan Herrera 61 (2007-09)

WINS	LOSSES
Landon Jacobsen 30 (2003-06)	Mike Connolly 29 (2003-06)
Mike Connolly 27 (2003-06)	John Grabow 26 (2000-03)
Matt Peterson 24 (2004-07)	Brian O'Connor 22 (99-00, 02)
John Grabow 24 (2000-03)	Landon Jacobsen 22 (2003-06)
Brian O'Connor 24 (99-00, 02)	Derek Hankins 21 (2007-10)

SHUTOUTS	COMPLETE GAMES
Ian Snell 2 (2003-04)	Brian O'Connor 6 (99-00, 02)
Stephen Sparks 2 (2000-01)	Stephen Sparks 4 (2000-01)
Domingo Robles 2 (2019)	Sam McConnell 4 (1999-00)
20 Players Tied 1	5 Players Tied 3

SAVES	HOME RUNS ALLOWED
Montana DuRapau 38 (2015-18)	Mike Connolly 42 (2003-06)
Matt Eckelman 34 (2018-19)	Matt Peterson 40 (2004-07)
Matt Peterson 29 (2004-07)	Mike Colla 36 (2010-12)
Brandon Knight 27 (2006)	Brady Borner 32 (2003-06)
Noah Krol 24 (2011)	John Grabow 30 (2000-03)

STRIKEOUTS	BASES ON BALLS
Mike Connolly 340 (2003-06)	Brian O'Connor 203 (99-00, 02)
John Grabow 321 (2000-03)	Matt Peterson 170 (2004-07)
Matt Peterson 255 (2004-07)	John Grabow 170 (2000-03)
Ben Shaffar 239 (2002-05)	Mike Connolly 156 (2003-06)
2 Players Tied 235	Landon Jacobsen 129 (2003-06)

## FIRST-ROUND DRAFT PICKS

Every former first-round draft selection to play for the Curve is listed below (\* = played for Curve on MLB rehab assignment)

PLAYER/CURVE YEARS	DRAFT/OVERALL/TEAM
Terry Mulholland, LHP (2001)*	1984, 24th, SF
Adam Hyzdu, OF (1999-00)	1990, 15th, SF
Todd Dunn, OF (1999)	1993, 35th, MIL
Russ Johnson, INF (2007)	1994, 30th, HOU
Kris Benson, RHP (2002)*	1996, 1st, PIT
Jason Grilli, RHP (2013)*	1997, 4th, SF
Dan Reichert, P (2008)	1997, 7th, KC
J.J. Davis, OF (2001-02)	1997, 8th, PIT
Kevin Nicholson, SS (2003-04)	1997, 27th, SD
Kip Wells, RHP (2006)*	1998, 16th, CWS
Mike Nannini, RHP (2007)	1998, 37th, HOU
Bobby Bradley, RHP (2004)	1999, 8th, PIT
Sean Burnett, LHP (2003)	2000, 19th, PIT
Phillip Dumtrait, LHP (2009)*	2000, 22nd, BOS
Dave Parrish, C (2006-07)	2000, 28th, NYY
Dewon Brazelton, RHP (2007)	2001, 3rd, TB
John VanBenschoten, RHP (2003, 06*)	2001, 8th, PIT
Bryan Bullington, RHP (2004)	2002, 1st, PIT
Paul Maholm, LHP (2005)	2003, 8th, PIT
Adam Miller, RHP (2015)	2003, 31st, CLE
Neil Walker, C/INF (2006-07, 13*)	2004, 11th, PIT
Andrew McCutchen, OF (2006-07)	2005, 11th, PIT
Aaron Thompson, LHP (2011)	2005, 22nd, FLA
Craig Hanson, RHP (2010)	2005, 26th, BOS
Tyler Herron, RHP (2009)	2005, 46th, STL

PLAYER/CURVE YEARS	DRAFT/OVERALL/TEAM
Brad Lincoln, RHP (2009)	2006, 4th, PIT
Travis Snider, OF (2013)*	2006, 14th, TOR
Brett Sinkbeil, RHP (2011)	2006, 19th, FLA
Bryan Morris, RHP (2010-11)	2006, 26th, LAD
Kris Johnson, LHP (2012)	2006, 40th, BOS
Daniel Moskos, LHP (2009-10)	2007, 4th, PIT
Tim Alderson, RHP (2009-13)	2007, 22nd, SF
Aaron Poreda, RHP (2012)	2007, 25th, CWS
Jackson Williams, C (2017)	2007, 43rd, SF
Pedro Alvarez, 3B (2009)	2008, 2nd, PIT
Jeremy Bleich, LHP (2015)	2008, 44th, NYY
Tony Sanchez, C (2011-13)	2009, 4th, PIT
Vic Black, RHP (2012)	2009, 49th, PIT
Jameson Taillon, RHP (2012-13, 17*)	2010, 2nd, PIT
Gerrit Cole, RHP (2012)	2011, 1st, PIT
Barrett Barnes, OF (2015-16)	2012, 45th, PIT
Austin Meadows, OF (2015-16)	2013, 9th, PIT
Reese McGuire, C (2016)	2013, 14th, PIT
Cole Tucker, SS (2017-18)	2014, 24th, PIT
Connor Joe, C/IF/OF (2017)	2014, 39th, PIT
Kevin Newman, SS (2016-17)	2015, 19th, PIT
Ke'Bryan Hayes, 3B (2018)	2015, 32nd, PIT
Will Craig, 1B (2018)	2016, 22nd, PIT
Joe Musgrove, RHP (2018)*	2011, 46th, TOR

DATE	OPPONENT	PLAYER	INN.	OUTS	ACTION	RBI	SCORE BEFORE	FINAL SCORE	
5/2/99	Bowie	Tike Redman	9th	1	Home Run	1	4-4	5-4	
5/21/99	Akron	Jeff Patzke	10th	1	Double	1	5-5	6-5	
5/26/99	New Haven	Craig Wilson	11th	2	Home Run	2	1-1	3-1	
6/15/99	Binghamton	Alex Hernandez	14th	1	Home Run	4	1-1	5-1	
4/9/00	Harrisburg	Alex Hernandez (2)	9th	0	Single	1	8-8	9-8	
4/27/00	Erie	Adam Hyzdu	9th	2	Double	1	2-2	3-2	
5/30/00	Balk by Portland pitcher	Scott Henderson scored	Humberto Cota from third base with one out in the 11th inning					4-4	5-4
6/22/00 (2)	Harrisburg	Rob Mackowiak	7th	2	Error/Scored runner from second	2	2-2	3-2	
9/1/00	Akron	Rob Mackowiak (2)	10th	2	Error/Scored runner from first	2	2-2	3-2	
4/14/01	Erie	Richard Paz	10th	0	Home Run	1	6-6	7-6	
6/6/01	Harrisburg	Lee Evans	9th	1	Home Run	1	5-5	6-5	
6/9/01	Reading	Carlos Rivera	9th	2	Single	1	2-2	3-2	
7/2/01	Bowie	Shaun Skrehot	15th	1	Single	1	0-0	1-0	
7/7/01	Erie	Shaun Skrehot (2)	9th	1	Single	2	3-4	5-4	
7/29/01	Binghamton	Dan Meier	11th	0	Single/Error	0	4-4	5-4	
8/3/01	Harrisburg	Ryan Doumit	9th	2	Groundout	1	1-1	2-1	
9/3/01	Portland	Justin Martin	9th	1	Single	1	2-2	3-2	
5/5/02	Bowie	Tony DeRosso	11th	0	Triple	1	6-6	7-6	
6/12/02	Erie	Dan Meier (2)	9th	2	Single (PH)	1	4-4	5-4	
6/26/02	New Britain	Tony Alvarez	9th	2	Single	1	2-2	3-2	
8/10/02	Harrisburg	J.R. House	9th	1	Double	3	4-6	7-6	
9/2/02	Bowie	Carlos Rivera (2)	13th	1	Single	1	1-1	2-1	
4/12/03	Reading	Brett Roneberg	9th	1	Single	1	5-5	6-5	
5/24/03	Binghamton	Ray Navarette	11th	0	Home Run	1	3-3	4-3	
5/29/03	Akron	Ray Navarette (2)	13th	1	Single	1	4-4	5-4	
6/8/03	A wild pitch by Harrisburg pitcher	Luis Torres scored	Chris Heintz from third with two outs in the 15th					1-1	2-1
6/19/03	Harrisburg	Shaun Skrehot (3)	13th	2	Walk	1	7-7	8-7	
4/20/04	Bowie	Josh Bonifay	9th	0	Single	1	4-4	5-4	
5/2/04	Erie	Tomas de la Rosa	10th	2	Single	1	1-1	2-1	
5/3/04 (2)	Binghamton	Ray Navarette (3)	7th	0	Home Run	3	1-3	4-3	
5/28/04	New Britain	Nate McLouth	9th	2	Single	1	4-4	5-4	
5/29/04	A wild pitch by New Britain pitcher	Bobby Korecky scored	Jeff Keppinger from third with one out in the 9th					8-8	9-8
6/21/04	Akron	Ronny Paulino	10th	2	Home Run	1	4-4	5-4	
6/22/04	Akron	Ray Sadler	10th	2	Single	1	5-5	6-5	
8/8/04	Harrisburg	Ray Sadler (2)	10th	2	Single	1	5-5	6-5	
5/3/05	Reading	Josh Bonifay (2)	10th	1	Home Run	2	2-2	4-2	
5/9/05	Harrisburg	Scott Neuberger	11th	0	Single	1	3-3	4-3	
5/25/05	Norwich	Brandon Chaves	11th	1	Sacrifice Fly	1	2-2	3-2	
5/28/05	Reading	Jorge Cortes	9th	2	Single	1	5-5	6-5	
6/9/05	Binghamton	Jorge Cortes (2)	9th	2	Single	1	2-2	3-2	
6/20/05	Bowie	Tom Evans	11th	0	Home Run	1	5-5	6-5	
7/24/05	Harrisburg	Josh Bonifay (3)	9th	2	Home Run	2	6-6	8-6	
7/25/05	Binghamton	Jose Bautista	12th	0	Home Run	1	4-4	5-4	
7/28/05	Binghamton	Jose Bautista (2)	9th	1	Single	1	5-5	6-5	
8/8/05	Bowie	Craig Stansberry	9th	2	Single	1	4-4	5-4	
4/25/06	Portland	Brandon Chaves (2)	11th	0	Single	1	4-4	5-4	
5/12/06 (1)	Binghamton	Adam Boeve	10th	1	Sacrifice Fly	1	6-6	7-6	
7/2/06	Akron	Brian Bixler	10th	1	Single	1	0-0	1-0	
7/25/06	Harrisburg	David Parrish	10th	1	Sacrifice Fly	1	2-2	3-2	
8/22/06 (2)	Bowie	Ray Sadler (3)	7th	2	Single	1	6-6	7-6	
4/22/07	Harrisburg	Brett Roneberg (2)	9th	1	Fielder's Choice	1	7-7	8-7	
5/17/07 (1)	Portland	Adam Boeve (2)	7th	1	Single (PH)	1	1-1	2-1	
7/3/07	Bowie	David Parrish (2)	11th	1	Sacrifice Fly	1	3-3	4-3	
7/31/07	Reading	Vic Buttlr	9th	2	Single	1	2-2	3-2	
8/25/07	Harrisburg	Taber Lee	9th	1	Single	1	6-6	7-6	
4/9/08	Trenton	Miguel Perez	9th	2	Single	1	3-3	4-3	
5/4/08 (1)	Erie	Melvin Dorta	8th	1	Home Run	1	3-3	4-3	
6/6/08	Connecticut	Shelby Ford	10th	2	Single	1	0-0	1-0	
7/5/08	Harrisburg	Brad Corley	10th	0	Single	1	2-2	3-2	
7/20/08	Harrisburg	Brad Corley (2)	10th	1	Single	1	3-3	4-3	
7/21/08 (1)	Akron	James Boone	8th	2	Double	1	2-2	3-2	
8/30/08	Reading	Jose Tabata	11th	0	Single	1	4-4	5-4	
7/21/09	Reading	Ray Chang	10th	1	Single (PH)	1	5-5	6-5	
8/13/09	Portland	Brian Friday	10th	2	Single	1	8-8	9-8	
8/26/09	Trenton	Jonel Pacheco	9th	1	Double	1	3-3	4-3	
4/10/10	Harrisburg	Jose De Los Santos	10th	1	Double	1	0-0	1-0	
4/13/10	Richmond	Josh Harrison	14th	2	Single	1	0-0	1-0	
8/3/10	Akron	Chase d'Arnaud	10th	1	Single	1	2-2	3-2	
8/13/10	New Hampshire	Miles Durham	19th	1	Home Run	1	3-3	4-3	
8/24/10	Erie	Jordy Mercer	9th	1	Single	1	5-5	6-5	
8/28/10	Richmond	Miles Durham (2)	10th	2	Double	1	2-2	3-2	

DATE	OPPONENT	PLAYER	INN.	OUTS	ACTION	RBI	SCORE BEFORE	FINAL SCORE
5/2/11	Akron	Kris Watts	9th	1	Double	1	9-9	10-9
5/22/11	Akron	Brock Holt	9th	2	Single	1	4-4	5-4
6/15/11	New Britain	Jordy Mercer (2)	10th	1	Sacrifice Fly	1	10-10	11-10
8/16/11	New Hampshire	Brock Holt (2)	9th	2	Single	1	1-1	2-1
8/22/11	Richmond	Brock Holt (3)	9th	2	Walk	1	2-2	3-2
9/4/11	Richmond	Josh Rodriguez	11th	1	Single	1	0-0	1-0
5/31/12	Richmond	Robbie Grossman	11th	1	Single	1	4-4	5-4
6/2/12 (2)	Portland	Jarek Cunningham	7th	1	Single	2	1-2	3-2
6/14/12	Trenton	Jarek Cunningham (2)	9th	2	Double	2	5-6	7-6
7/9/12	Binghamton	Brock Holt (4)	9th	1	Single	1	2-2	3-2
7/29/12	New Hampshire	Adalberto Santos	10th	1	Single	1	2-2	3-2
8/29/12	Akron	Stefan Welch	9th	1	Walk	1	1-1	2-1
4/16/13	Richmond	Andrew Lambo	11th	1	Single	1	1-1	2-1
5/12/13	Richmond	Charlie Cutler	9th	2	Error	0	1-1	2-1
6/4/13	Reading	Andrew Lambo (2)	9th	2	Home Run	2	5-6	7-6
6/18/13	New Hampshire	Adalberto Santos (2)	10th	1	Single	1	4-4	5-4
8/1/13	Binghamton	Carlos Paulino	13th	1	Single	1	1-1	2-1
8/14/13	Portland	Mel Rojas Jr.	12th	2	Single	1	5-5	6-5
4/8/14	Akron	Willy Garcia	9th	1	Home Run	1	3-3	4-3
4/23/14	Harrisburg	Elias Diaz	9th	1	Sacrifice Fly (PH)	1	9-9	10-9
5/7/14	Bowie	Mel Rojas Jr. (2)	9th	1	Single	1	5-5	6-5
6/13/14	Reading	Alen Hanson	9th	0	Sacrifice bunt/error	0	4-4	5-4
7/7/14	Erie	Drew Maggi	10th	0	Single	1	3-3	4-3
8/12/14	Trenton	Gift Ngoepe	9th	1	Single	1	2-2	3-2
8/28/14	Andy Vasquez stole second, scored on a throwing error by Richmond catcher Eliezer Zambrano (0 outs in 9th)							3-2
4/16/15	Akron	Eric Wood	11th	2	Walk	1	1-1	2-1
5/2/15	Erie	Josh Bell	9th	2	Home Run	3	2-3	5-3
5/14/15	Akron	Josh Bell (2)	9th	2	Walk	1	4-4	5-4
6/19/15	Harrisburg	Adam Frazier	10th	1	Hit By Pitch (PH)	1	3-3	4-3
7/21/15 (2)	Erie	Andy Vasquez	7th	2	Double	2	6-7	8-7
9/9/15***	Bowie	Jacob Stallings	9th	1	Single	1	7-7	8-7
5/26/16	Akron	Erich Weiss	9th	2	Double (PH)	2	1-2	3-2
6/16/16	A passed ball by Akron catcher Wilkin Castillo scored Harold Ramirez from third with no outs in the 9th							3-2
6/28/16	Binghamton	Jose Osuna	9th	2	Double	1	7-7	8-8
7/27/16	A wild pitch by Erie pitcher Paul Voelker scored Stetson Allie with one out in the 9th							11-10
8/3/16	Richmond	Edwin Espinal	12th	1	Home Run	1	1-1	2-1
8/4/16	Richmond	Edwin Espinal (2)	10th	1	Sacrifice Fly	1	1-1	2-1
8/27/16	Erie	Stetson Allie	14th	1	Single	1	4-4	5-4
5/11/17	New Hampshire	Edwin Espinal (3)	9th	1	Hit By Pitch	1	3-3	4-3
5/30/17	Akron	Wyatt Mathisen	10th	2	Single	1	4-4	5-4
7/15/17	Bowie	Pablo Reyes	13th	0	Home Run	1	6-6	7-6
8/12/17 (1)	Trenton	Elvis Escobar	7th	0	Single	1	2-2	3-2
8/13/17	Trenton	Elvis Escobar (2)	10th	0	Single	1	4-4	5-4
9/4/17	Harrisburg	Mitchell Tolman	12th	1	Home Run	3	4-4	7-4
5/30/18	Akron	Stephen Alemais	9th	2	Single	1	3-3	4-3
5/31/18	Akron	Jin-De Jhang	9th	1	Single	1	3-3	4-3
6/7/18	Reading	Tyler Gaffney	9th	2	Single	1	0-0	1-0
7/8/18	Trenton	Logan Hill	9th	0	Single	1	2-2	3-2
7/26/18	Binghamton	Bryan Reynolds	9th	2	Home Run	3	5-7	8-7
4/11/19	Akron	Bligh Madris	12th	1	Single	1	2-2	3-2
6/1/19	New Hampshire	Hunter Owen	9th	0	Home Run	2	2-3	4-3
6/29/19 (2)	Binghamton	Chris Sharpe	9th	0	Single	1	3-3	4-3
7/4/19	Erie	Robbie Glendinning	10th	1	Double	2	4-5	6-5
8/6/19	Richmond	Jerrick Suiter	10th	1	Single	1	3-3	4-3

\*\*\* - Playoff Game

PH - Pinch-hitter

## YOUNGEST CURVE PLAYERS

The Curve have fielded 12 players under the age of 21.

PLAYER	DEBUT	AGE	PLAYER	DEBUT	AGE
Andrew McCutchen	August 15, 2006	19 y, 10 m, 5 d	Tim Alderson	August 1, 2009	20 y, 8 m, 29 d
Jose Tabata	August 8, 2008	19 y, 11 m, 27 d	Jameson Taillon	August 21, 2012	20 y, 9 m, 3 d
Austin Meadows	Sept. 2, 2015	20 y, 3 m, 30 d	Alen Hanson	July 30, 2013	20 y, 9 m, 8 d
Ryan Doumit	August 3, 2001	20 y, 4 m, 0 d	Oneil Cruz	July 30, 2019	20 y, 9 m, 26 d
Sean Burnett	April 4, 2003	20 y, 6 m, 18 d	Mike Connolly	April 9, 2003	20 y, 10 m, 7 d
Luis Lorenzana	July 6, 1999	20 y, 7 m, 27 d	Neil Walker	August 15, 2006	20 y, 11 m, 5 d

## YEAR-BY-YEAR RECORD IN EXTRA-INNING GAMES

YEAR	OVERALL	PCT	HOME	ROAD
1999	5-9	.357	3-2	2-7
2000	8-5	.615	2-2	6-3
2001	3-5	.375	3-5	--
2002	4-3	.571	2-1	2-2
2003	7-10	.412	4-7	3-3
2004	7-5	.583	4-2	3-3
2005	6-6	.500	5-1	1-5
2006	5-7	.417	4-2	1-5
2007	6-7	.462	1-3	5-4
2008	9-4	.692	6-2	3-2
2009	5-8	.385	2-3	3-5
2010	8-4	.667	5-2	3-2
2011	4-8	.333	2-5	2-3
2012	4-5	.444	2-2	2-3
2013	6-2	.750	4-2	2-0
2014	3-10	.231	1-3	2-7
2015	3-8	.273	2-2	1-6
2016	6-2	.750	3-1	3-1
2017	9-9	.500	4-3	5-6
2018	5-7	.417	0-5	5-2
2019	7-4	.636	4-2	3-2
2020	-No Season due to COVID-19-			
	120-128	.484	63-57	57-71

## GAMES OF 15+ INNINGS (10)

### 19 INNINGS (2)

July 13, 2000 @ Norwich, W 6-5  
August 13, 2010 vs. New Hamp., W 4-3

### 18 INNINGS (1)

June 11, 2015 @ Reading, L 8-7

### 17 INNINGS (0)

N/A

### 16 INNINGS (1)

August 27, 2000 @ Reading, W 4-2

### 15 INNINGS (6)

July 2, 2001 vs. Bowie, W 1-0  
April 26, 2003 vs. Akron, L 4-3  
June 8, 2003 vs. Harrisburg, W 2-1  
September 1, 2005 @ Bowie, W 4-1  
April 22, 2011 @ Richmond, W 11-5  
August 28, 2017 @ Richmond, L 2-1

## IT KEEPS GOING & GOING...

The longest game in Altoona Curve history took place on July 13, 2000 in Norwich, Conn, when Altoona outlasted the Navigators, 6-5, in 19 innings. The game took six hours and 17 minutes to play. With the score tied 2-2, the Curve scored four times in the top of the 19th inning before they withstood a three-run comeback attempt in the bottom half of the frame to earn the win.

## GAMES TIED 0-0 ENTERING EXTRA INNINGS (19)

April 15, 2000 vs. Reading, L 3-0 (10)  
July 2, 2001 vs. Bowie, W 1-0 (15)  
May 26, 2002 vs. Trenton, L 2-1 (12)  
June 24, 2006 @ Akron, W 1-0 (10)  
July 2, 2006 vs. Akron, W 1-0 (10)  
June 6, 2008 vs. Connecticut, W 1-0 (10)  
July 31, 2008 @ Trenton, L 1-0 (10)

June 6, 2009 vs. Akron (1), L 1-0 (9)  
April 10, 2010 vs. Harrisburg, W 1-0 (10)  
April 13, 2010 vs. Richmond, W 1-0 (14)  
July 27, 2010 @ Erie, L 2-0 (13)  
June 24, 2011 @ Harrisburg, L 2-0 (10)  
Sept. 4, 2011 vs. Richmond, W 1-0 (11)  
May 5, 2012 vs. Richmond (1), L 1-0 (8)

April 13, 2013 vs. Harrisburg, L 3-1 (10)  
May 30, 2014 vs. New Hamp., L 1-0 (12)  
Sept. 5, 2016 @ Richmond, W 2-0 (10)  
April 20, 2019 @ Richmond (2), W 1-0 (8)  
August 14, 2019 @ Harrisburg, W 3-0 (10)

## CRAZY 8s

In 2010, Curve outfielder Alex Presley had an unprecedented day at the plate on May 24 in Akron. The Monroe, La. native exploded for eight RBI to surpass Curve legend Adam Hyzdu for the most RBI in one game in franchise history. That feat was duplicated in 2013 by another Curve OF in Alex Dickerson, who tied the mark on July 26 in Manchester, N.H. against the Fisher Cats. Dickerson was 3-for-6 that day with a home run and two runs scored. It was part of a big weekend in Manchester as it came one night after the Curve threw the second combined no-hitter in franchise history.



## NO-HIT GAMES

### THROWN BY THE CURVE (2)

Adrian Burnside, Neal McDade, .....	
Chris Spurling .....	4/23/02 vs. Akron
Ethan Hollingsworth, Jason Townsend, .....	
Jhonathan Ramos, .....	
Ryan Beckman .....	7/25/13 @ New Hampshire

### 5+ RBI GAMES (56)

Adam Hyzdu .....	5/14/99 vs. Harrisburg (5)
Garrett Long .....	5/29/99 vs. Portland (6)
Adam Hyzdu .....	6/25/99 @ New Britain (7)
Craig Wilson .....	7/4/99 @ Erie (5)
Kevin Haverbush .....	7/18/99 @ Reading (5)
Craig Wilson .....	9/4/99 @ Erie (6)
Adam Hyzdu .....	5/5/00 @ Bowie (7)
Adam Hyzdu .....	8/7/00 vs. Erie (5)
Eddy Furniss .....	8/10/00 @ Reading (5)
B.J. Barns .....	8/6/01 @ Erie (5)
J.J. Davis .....	7/21/02 vs. Bowie (5)
Tony Alvarez .....	7/24/02 vs. Harrisburg (6)
Shawn Garrett .....	8/9/02 vs. Harrisburg (5)
Shawn Garrett .....	4/21/03 @ Erie (5)
Chan Perry .....	7/18/03 @ Erie (5)
Ray Sadler .....	5/14/04 vs. Akron (5)
Chris Duffy .....	6/5/04 @ Akron (5)
Josh Bonifay .....	6/5/04 @ Akron (6)
Josh Bonifay .....	8/4/04 @ Akron (5)
Brad Eldred .....	8/7/04 vs. Harrisburg (5)
Brad Eldred .....	8/15/04 @ Reading (6)
Brad Eldred .....	4/29/05 vs. Trenton (6)
Simon Pond .....	4/14/06 @ Reading (5)
Vic Buttler .....	5/17/06 vs. Reading (6)
Brant Ust .....	5/24/06 vs. Bowie (5)
Brett Roneberg .....	7/29/06 @ Connecticut (6)
Steven Pearce .....	6/7/07 @ New Britain (5)
Steven Pearce .....	6/13/07 vs. New Britain (5)
Neil Walker .....	6/28/07 vs. Trenton (5)
Miguel Perez .....	6/8/08 vs. Connecticut (5)
Jamie Romak .....	8/15/08 @ New Hampshire (6)
Shelby Ford .....	8/8/09 @ New Hampshire (5)
Alex Presley .....	4/19/10 @ Akron (5)
Shelby Ford .....	5/15/10 @ Richmond (5)
Alex Presley .....	5/24/10 @ Akron (8)
Hector Gimenez .....	6/2/10 @ New Britain (5)
Kris Watts .....	8/7/10 @ Harrisburg (5)
Starling Marte .....	4/22/11 @ Richmond (6)
Jordy Mercer .....	5/11/11 @ Harrisburg (5)
Robbie Grossman .....	7/22/12 vs. Erie Gm. #1 (5)
Alex Dickerson .....	6/2/13 @ Portland (7)
Alex Dickerson .....	7/26/13 @ New Hampshire (8)
Stetson Allie .....	4/23/14 vs. Harrisburg (5)
Willy Garcia .....	6/3/14 vs. Binghamton (5)
Keon Broxton .....	4/24/15 @ Erie (6)
Josh Bell .....	5/2/15 vs. Erie (5)
Stetson Allie .....	7/21/15 vs. Erie Gm. #1 (5)
Jose Osuna .....	8/22/15 @ Bowie (6)
Erich Weiss .....	8/12/16 @ New Hampshire (7)
Edwin Espinal .....	8/29/16 vs. Binghamton (5)
Jin-De Jhang .....	8/3/17 vs. Erie (5)
Will Craig .....	6/12/18 @ Binghamton (5)
Jordan George .....	7/28/18 vs. Binghamton (5)
Hunter Owen .....	4/5/19 @ Akron (5)
Jared Oliva .....	7/13/19 @ Erie (5)
Jason Delay .....	8/21/19 vs. Hartford (5)

### 5+ HIT GAMES (15)

Humberto Cota .....	8/13/00 @ Bowie (5-for-6)
Adrian Brown .....	5/8/01 vs. Bowie (5-for-5)
Tony Alvarez .....	5/3/02 vs. Bowie (5-for-5)
Jose Castillo .....	5/7/03 @ Akron (5-for-6)
Jeff Keppinger .....	6/16/04 @ Harrisburg (5-for-6)
Rajai Davis .....	7/27/05 vs. Binghamton (5-for-6)
Brett Roneberg .....	5/3/06 @ Erie (5-for-6)
Jason Delaney .....	7/18/07 vs. Bowie (5-for-5)
Melvin Dorta .....	4/18/08 vs. Erie (5-for-5)
Shelby Ford .....	6/8/08 vs. Connecticut (5-for-6)
Melvin Dorta .....	7/11/08 @ Erie (5-for-6)
Dan Gamache .....	5/25/15 @ New Hampshire (5-for-5)
Stetson Allie .....	7/27/16 vs. Erie (5-for-5)
Elvis Escobar .....	6/20/17 vs. Trenton (5-for-5)
Wyatt Mathisen .....	8/3/17 vs. Trenton (5-for-5)

### THROWN AGAINST THE CURVE (8)

Sean Douglass, .....	
Jimmy Hamilton .....	4/19/00 vs. Bowie [7 inn.]
Dave Crouthers, Andy Mitchell, .....	
Jacobo Sequea .....	8/19/04 vs. Bowie
Brett Smith .....	7/4/07 @ Trenton [5 inn.]
Carlos Carrasco .....	8/21/07 @ Reading [6 inn.]
Chuck James, Cole Kimball, .....	
Zech Zinicola .....	6/10/10 vs. Harrisburg [7 inn.]
Giovanni Soto .....	7/15/12 @ Akron
Casey Mize .....	4/29/19 vs. Erie
Brian Keller .....	8/1/19 @ Trenton [7 inn.]

### COMPLETE-GAME SHUTOUTS (29)

Bronson Arroyo .....	6/8/99 vs. Bowie (11 hits)
Stephen Sparks .....	6/4/00 @ Harrisburg (4 hits)
Sam McConnell .....	6/13/00 @ Bowie (5 hits)
Wilson Guzman .....	6/17/00 @ Akron Gm #2 (2 hits) [7 inn.]
Stephen Sparks .....	7/7/00 vs. Reading (5 hits)
Justin Reid .....	7/20/01 vs. New Haven (4 hits)
Mike Gonzalez .....	8/18/01 @ Harrisburg (6 hits)
John Grabow .....	6/13/02 vs. Erie (5 hits)
Brian O'Connor .....	7/23/02 vs. Harrisburg Gm #2 (4 hits) [7 inn.]
Brad Guy .....	8/29/02 @ Erie (3 hits)
Sean Burnett .....	6/18/03 vs. Trenton (2 hits)
Ian Snell .....	4/27/04 @ Norwich Gm #1 (3 hits) [7 inn.]
Ian Snell .....	9/3/04 @ New Britain Gm #1 (5 hits) [7 inn.]
Tom Gorzelanny .....	6/26/05 vs. New Britain (3 hits)
Tom Gorzelanny .....	9/9/05 vs. Akron (4 hits)***
Landon Jacobsen .....	6/22/06 @ Harrisburg (3 hits) [6 inn.]
Luis Munoz .....	6/28/07 vs. Trenton (5 hits) [7 inn.]
Dewon Brazelton .....	8/31/07 @ Erie (3 hits) [7 inn.]^
Brad Lincoln .....	5/21/09 @ Bowie (2 hits)
Sean Smith .....	6/6/09 vs. Akron Gm. #2 (4 hits) [7 inn.]
Aaron Pribanic .....	5/21/11 vs. Akron Gm. #1 (7 hits) [7 inn.]
Phil Irwin .....	7/27/12 vs. New Hamp. Gm. #1 (2 hits) [7 inn.]
Adrian Sampson .....	7/18/14 vs. Bowie (1 hit)
Mitch Keller .....	9/7/17 @ Bowie (1 hit)***
Taylor Hearn .....	6/26/18 vs. Harrisburg Gm #1 (4 hits) [7 inn.]
James Marvel .....	4/20/19 @ Richmond Gm. #1 (1 hit) [7 inn.]
Domingo Robles .....	6/8/19 vs. Akron Gm. #1 (4 hits) [7 inn.]
Sean Brady .....	8/23/19 @ Bowie (7 hits)
Domingo Robles .....	8/26/19 vs. Akron (5 hits)

\*\*\*Indicates E.L. Playoff Game

^Suspended game from 8/19/07 completed on 8/31

### 10+ STRIKEOUT GAMES (29)

Paul Ah Yat .....	4/25/99 @ Bowie (10)
Paul Ah Yat .....	6/1/99 @ Norwich (11)
Bronson Arroyo .....	7/19/99 vs. Erie (10)
Joe Beimel .....	9/4/00 vs. Akron (11)
Jason Schmidt .....	4/13/01 vs. Erie (10)
Adrian Burnside .....	4/17/02 vs. Erie (11)
Ben Shaffar .....	6/14/02 @ Bowie (10)
Ian Snell .....	5/2/04 vs. Erie (12)
Ian Snell .....	8/12/04 @ New Hampshire (11)
Ian Snell .....	9/3/04 @ New Britain (10)
Tom Gorzelanny .....	8/2/05 @ Erie (10)
Tom Gorzelanny .....	9/9/05 vs. Akron (13)***
Luis Munoz .....	5/7/07 vs. Erie (10)
Kip Bouknight .....	8/30/07 vs. Reading (10)
Rudy Owens .....	5/4/10 @ Richmond (11)
Justin Wilson .....	8/14/10 vs. New Hampshire (11)
Jeff Locke .....	4/25/11 @ Harrisburg (10)
Kyle McPherson .....	7/30/11 @ Portland (10)
Jameson Taillon .....	4/12/13 vs. Harrisburg (10)
Jameson Taillon .....	5/19/13 @ Richmond (10)
David Bromberg .....	6/12/13 @ New Britain Gm. #2 (12)
Steven Brault .....	7/6/15 vs. Harrisburg (10)
Tyler Glasnow .....	7/21/15 vs. Erie (10)
Tyler Glasnow .....	7/26/15 vs. Akron (12)
J.T. Brubaker .....	7/13/17 vs. Portland (10)
Mitch Keller .....	9/1/17 vs. Harrisburg (11)
Taylor Hearn .....	6/14/18 @ Binghamton (10)
Cam Vieaux .....	5/22/19 @ New Hampshire (10)
Cam Vieaux .....	8/29/19 vs. Akron (10)

\*\*\*Indicates E.L. Playoff Game

## GRAND SLAMS (46)

Kevin Haverbusch	4/13/99 @ Harrisburg
Steve Bieser	6/3/99 @ Binghamton
Alex Hernandez	6/15/99 vs. Binghamton
Adam Hyzdu	6/25/99 @ New Britain
Craig Wilson	7/4/99 @ Erie
Kory DeHaan	7/15/99 @ Reading
Rob Mackowiak	5/21/00 vs. New Britain
Rob Mackowiak (2)	6/15/00 @ Bowie
Rob Mackowiak (3)	6/21/00 @ Erie
Adam Hyzdu (2)	7/15/00 @ Norwich
Tracy Sanders	8/28/00 @ Reading
Lee Evans	6/10/01 vs. Reading
Tony Alvarez	6/10/01 vs. Reading
Tony DeRosso	5/6/02 @ Reading
Tony DeRosso (2)	7/14/02 @ Akron
Shawn Garrett	8/9/02 vs. Harrisburg
Chan Perry	7/18/03 @ Erie
Ray Sadler	5/14/04 vs. Akron
Josh Bonifay	6/5/04 @ Akron
Ray Sadler	6/12/04 @ Reading
Brad Eldred	8/15/04 @ Reading
Brad Eldred (2)	8/23/04 @ Erie
Carlos Maldonado	4/27/05 @ Erie
Brad Eldred (3)	4/29/05 vs. Trenton
Rich Thompson	8/22/05 @ Bowie
Brett Roneberg	5/12/06 vs. Binghamton
Vic Buttler	5/17/06 vs. Reading
Ray Sadler (2)	6/6/06 @ Portland
Brett Roneberg (2)	7/29/06 @ Connecticut
Steven Pearce	6/13/07 vs. New Britain
Neil Walker	6/28/07 vs. Trenton
Anthony Webster	7/11/08 @ Erie
Shelby Ford	8/8/09 @ New Hamp.
Miles Durham	7/26/10 @ Erie
Andrew Lambo	8/27/12 vs. Akron
Alex Dickerson	6/2/13 @ Portland
Stetson Allie	4/23/14 vs. Harrisburg
Keon Broxton	4/24/15 @ Erie
Stetson Allie (2)	7/21/15 vs. Erie (1)
Barrett Barnes	9/9/15 vs. Bowie***
Jonathan Schwind	8/17/16 @ Portland
Bryan Reynolds	6/13/18 @ Binghamton
Alfredo Reyes	8/23/18 vs. Harrisburg
Cole Tucker	9/7/18 vs. Akron***
Hunter Owen	4/5/19 @ Akron
Chris Sharpe	6/30/19 vs. Binghamton

\*\*\*Indicates E.L. Playoff Game

## INSIDE-THE-PARK HOME RUNS (6)

Garrett Long	7/28/00 @ New Britain (solo)
Andrew McCutchen	5/21/07 @ Akron (solo)
James Boone	4/18/08 vs. Erie (solo)
Mel Rojas Jr.	4/5/13 @ Erie (solo)
Alex Dickerson	4/7/13 @ Erie (2-run)
Will Craig	4/10/18 vs. Harrisburg (3-run)

## HOME RUNS HIT BY CURVE PITCHERS (7)

Aaron France	April 12, 1999 @ Harrisburg (solo)
Alex Pena	August 30, 1999 vs. Reading (solo)
Randy Galvez	April 26, 2001 @ Harrisburg (solo)
Tim Alderson	August 19, 2009 @ Harrisburg (solo)
Tim Alderson (2)	July 1, 2010 @ Reading (2-run)
Alex McRae	April 30, 2017 vs. Harrisburg (solo)
Beau Sulser	May 14, 2019 @ Binghamton (solo)

## LEAD-OFF HOME RUNS (29)

Kevin Nicholson	7/7/03 vs. Norwich
Nyjer Morgan	8/24/06 @ Harrisburg
Jason Bowers	7/15/07 vs. Akron
Jason Bowers (2)	8/31/07 @ Erie
James Boone	4/13/08 @ Reading
James Boone (2)	4/21/08 vs. Akron
Angel Gonzalez	7/26/08 @ Harrisburg (2)
Shelby Ford	8/16/08 @ New Hamp.
Brian Friday	5/16/09 vs. Akron (1)
Jim Negrych	7/1/09 @ Reading
Chase d'Arnaud	7/31/10 @ Richmond
Starling Marte	7/26/11 @ Reading
Starling Marte (2)	8/11/11 @ New Britain
Robbie Grossman	6/17/12 @ Binghamton
Robbie Grossman (2)	6/26/12 @ Binghamton
Andy Vasquez	7/18/13 vs. Erie
Allen Hanson	5/1/14 @ Erie (1)
Drew Maggi	6/21/14 @ Portland (2)
Allen Hanson (2)	7/2/14 @ Bowie
Allen Hanson (3)	7/5/14 vs. Harrisburg
Allen Hanson (4)	8/19/14 @ Akron
Adam Frazier	9/6/15 @ Binghamton
Elvis Escobar	9/1/16 vs. Binghamton
Pablo Reyes	4/8/17 @ Harrisburg (2)
Kevin Newman	5/22/17 vs. Akron
Kevin Newman (2)	6/28/17 @ Bowie
Cole Tucker	8/28/18 vs. Trenton
Cole Tucker (2)	9/6/18 @ Akron***
Jared Oliva	5/3/19 @ Richmond

\*\*\*Indicates E.L. Playoff Game

## PINCH-HIT HOME RUNS (17)

Adam Hyzdu	7/2/00 @ Harrisburg (solo)
Mike Stoner	8/5/01 vs. Harrisburg (solo)
Tony DeRosso	5/6/02 @ Reading (grand slam)
Jonel Pacheco	6/11/08 @ New Britain (2-run)
Jonel Pacheco (2)	4/22/09 vs. Reading (solo)
Jason Delaney	5/30/09 @ Trenton (solo)
Pedro Alvarez	7/13/09 @ Bowie (solo)
Jeff Corsaletti	7/19/09 vs. Harrisburg (solo)
Anthony Norman	7/15/10 @ Harrisburg (2-run)
Brandon Jones	7/17/10 @ Harrisburg (2-run)
Justin Howard	7/4/14 vs. Harrisburg (2-run)
Dan Gamache	5/8/15 @ Harrisburg (2-run)
Jordan Luplow	5/17/17 @ Binghamton (2-run)
Chase Simpson	6/7/17 @ Harrisburg (3-run)
Jonathan Schwind	8/9/17 vs. Reading (3-run)
Jonathan Schwind (2)	9/4/17 vs. Harrisburg (solo)
Darnell Sweeney	8/13/19 @ Harrisburg (solo)

## THREE HOME RUN INNINGS (9)

3rd inn., 7/10/99 vs. Akron	A. Hyzdu/G. Long/R. Mackowiak
6th inn., 6/8/04 vs. Harrisburg	R. Paulino/K. Nicholson/R. Sadler
6th inn., 4/29/05 vs. Trenton	R. Sadler/J. Bautista/B. Eldred
8th inn., 4/14/06 @ Reading	R. Alvarez/S. Pond/J. Guzman
3rd inn., 8/31/08 vs. Reading	J. Tabata/J. Pacheco/J. Boone
9th inn., 7/17/10 @ Harrisburg	H. Gimenez/B. Jones/M. Hague
4th inn., 5/22/13 @ Reading	A. Lambo/C. Cutler/J. Howard
2nd inn., 6/2/13 @ Portland	A. Lambo/J. Cunningham/A. Dickerson
2nd inn., 7/23/14 @ New Britain	K. Broxton/G. Noguee/C. Paulino

## GOING, GOING, GONE

Led by Josh Bonifay's 25 home runs, the 2005 Altoona Curve established the single-season franchise record by clubbing a total of 141 big flies in 142 regular-season games. The 25 home runs hit by Bonifay are the second-most in club history, trailing only Adam Hyzdu's 31 hit during the 2000 season. Team MVP Jose Bautista was second on the 2005 club with 23 homers, while three other players, Craig Stansberry (18), Tom Evans (15) and Brad Eldred (13), also reached double figures. By contrast, the first championship Curve team in 2010 only slugged 80 regular-season home runs, but hit 14 in their eight playoff games.

# HOME RUN HISTORY

## TWO-HOME RUN GAMES (107)

Garrett Long	4/24/99 @ Bowie
Adam Hyzdu	5/20/99 @ Bowie
Garrett Long (2)	5/29/99 vs. Portland
Adam Hyzdu (2)	6/25/99 @ New Britain
Tike Redman	7/4/99 @ Erie
Garrett Long (3)	7/16/99 @ Reading
Adam Hyzdu (3)	8/16/99 @ Portland
Craig Wilson	9/4/99 @ Erie
Kevin Haverbusch	4/9/00 vs. Harrisburg
Derrick Lankford	4/24/00 @ Harrisburg
Adam Hyzdu (4)	5/5/00 @ Bowie
Humberto Cota	5/14/00 @ Trenton
Alex Hernandez	6/3/00 @ Harrisburg (solo, solo)
Adam Hyzdu (5)	7/2/00 @ Harrisburg (solo, 2-run)
Rico Washington	7/28/00 @ New Britain
Adam Hyzdu (6)	8/7/00 vs. Erie
Rico Washington (2)	8/10/00 @ Reading
Eddy Furniss	8/10/00 @ Reading
Darren Burton	6/15/01 @ Erie (solo, solo)
B.J. Barns	8/6/01 @ Erie
Dan Meier	8/19/01 @ Harrisburg (solo, solo)
Dan Meier (2)	4/27/02 @ Erie
Tony Alvarez	7/24/02 vs. Harrisburg
Victor Rodriguez	7/25/02 @ Erie (2)
J.J. Davis	7/26/02 @ Erie
Tony Alvarez (2)	7/28/02 @ Erie
J.J. Davis (2)	8/5/02 vs. Erie
Shawn Garrett	4/21/03 @ Erie (1)
Shawn Garrett (2)	5/2/03 @ Reading
Chan Perry	6/29/03 @ Portland
Brett Roneberg	7/19/03 @ Erie (1)
Ronny Paulino	7/29/03 @ Erie (2) (solo, solo)
Kevin Nicholson	9/4/03 @ Akron (solo, solo)***
Chris Duffy	6/5/04 @ Akron
Ray Sadler	6/8/04 vs. Harrisburg (solo, solo)
Ray Sadler (2)	6/12/04 @ Reading (grand slam, solo)
Ronny Paulino (2)	7/12/04 @ Portland (solo, solo)
Ray Sadler (3)	7/12/04 @ Portland (solo, solo)
Josh Bonifay	8/4/04 @ Akron
Brad Eldred	8/7/04 vs. Harrisburg
Tom Evans	8/10/04 @ New Hampshire
Brad Eldred (2)	8/12/04 @ New Hampshire
Jorge Cortes	8/12/04 @ New Hampshire (solo, solo)
Brad Eldred (3)	8/15/04 @ Reading
Brad Eldred (4)	4/10/05 @ Reading (2-run, 2-run)
Victor Mercedes	4/25/05 @ Erie (solo, solo)
Brad Eldred (5)	5/2/05 vs. Reading (2-run, 2-run)
Josh Bonifay (2)	5/3/05 vs. Reading (solo, 2-run)
Ronny Paulino (3)	5/4/05 vs. Reading (2-run, solo)
Josh Bonifay (3)	5/15/05 vs. New Hampshire (2-run, solo)
Josh Bonifay (4)	6/14/05 @ Norwich (2-run, solo)
Tom Evans (2)	6/22/05 vs. Bowie (solo, 2-run)
Craig Stansberry	8/14/05 @ Reading (solo, 2-run)
Craig Stansberry (2)	9/5/05 @ Bowie (solo, solo)
Adam Boeve	9/11/05 @ Akron (solo, 2-run)***
Simon Pond	4/10/06 vs. Erie (2-run, solo)
Brant Ust	5/24/06 vs. Bowie (3-run, 2-run)
Neil Walker	5/27/07 @ Bowie (2-run, 2-run)
Brett Roneberg (2)	6/12/07 vs. New Britain (solo, 2-run)
Steve Pearce	6/12/07 vs. New Britain (3-run, solo)
Adam Boeve (2)	6/25/07 @ Reading (solo, solo)
Adam Boeve (3)	7/16/07 vs. Bowie (2-run, solo)
Jason Delaney	7/16/07 vs. Bowie (solo, solo)
Russ Johnson	8/22/07 @ Reading (solo, solo)
James Boone	4/18/08 vs. Erie (solo, solo)
Melvin Dorta	7/25/08 @ Harrisburg (2-run, solo)
Jamie Romak	8/15/08 @ New Hampshire (2-run, 2-run)
Hector Gimenez	5/13/09 @ Harrisburg (solo, 2-run)
Jamie Romak (2)	6/20/09 vs. Connecticut (solo, 2-run)
Jonel Pacheco	6/28/09 vs. Bowie (3-run, solo)
Pedro Alvarez	8/27/09 vs. Trenton (2-run, solo)
Hector Gimenez (2)	5/5/10 @ Richmond (solo, 2-run)
Shelby Ford	5/15/10 @ Richmond (2-run, 3-run)
Alex Presley	5/24/10 @ Akron (3-run, 2-run)
Hector Gimenez (3)	6/2/10 @ New Britain (2-run, 2-run)
Josh Harrison	8/19/10 @ Portland (solo, 2-run)
Matt Hague	8/31/10 @ Bowie (solo, 2-run)
Jordy Mercer	5/11/11 @ Harrisburg (3-run, solo)
Jordy Mercer (2)	6/5/11 vs. Portland (solo, 2-run)

Quincy Latimore	7/9/11 vs. Bowie (solo, 2-run)
Quincy Latimore (2)	8/13/11 vs. Reading (solo, solo)
Kelvin Brown	6/25/12 vs. Akron (solo, solo)
Stefan Welch	7/1/12 @ Binghamton (2-run, 2-run)
Adalberto Santos	7/23/12 @ Reading (solo, 2-run)
Andrew Lambo	8/18/12 @ New Hampshire (2-run, solo)
Alex Dickerson	6/2/13 @ Portland (grand slam, 2-run)
Jarek Cunningham	6/2/13 @ Portland (solo, solo)
Justin Howard	8/17/13 @ Erie (1) (solo, solo)
Stetson Allie	4/23/14 vs. Harrisburg (solo, grand slam)
Keon Broxton	5/8/14 @ Akron (solo, 2-run)
Willy Garcia	5/22/14 vs. Akron (solo, 3-run)
Stetson Allie (2)	5/25/14 @ Erie (solo, 2-run)
Willy Garcia (2)	6/30/14 @ Bowie (2-run, solo)
Keon Broxton (2)	8/19/14 @ Akron (solo, 3-run)
Willy Garcia (3)	6/3/15 vs. New Britain (solo, solo)
Erich Wood	5/12/16 @ Richmond (solo, solo)
Anderson Feliz	9/7/16 vs. Akron (solo, solo)***
Jordan Luplow	4/11/17 @ Richmond (solo, solo)
Kevin Kramer	4/13/17 vs. Akron (solo, solo)
Jordan Luplow (2)	5/29/17 @ Erie (solo, solo)
Pablo Reyes	7/15/17 vs. Bowie (solo, solo)
Logan Hill	6/24/18 @ Erie (solo, 2-run)
Will Craig	7/20/18 @ Reading (1) (3-run, solo)
Bryan Reynolds	7/20/18 @ Reading (1) (2-run, solo)
Jordan George	8/4/18 vs. Akron (2-run, solo)
Chris Sharpe	8/13/19 @ Harrisburg (solo, 2-run)
Jason Delay	8/21/19 vs. Hartford (3-run, 2-run)

\*\*\*Indicates E.L. Playoff Game

## BACK-TO-BACK HOME RUNS (47)

Adam Hyzdu/Garrett Long	7/10/99 vs. Akron (3rd inn.)
Kevin Haverbusch/Mike Robertson	7/11/99 vs. Akron (8th inn.)
Kevin Haverbusch/Rob Mackowiak	8/8/99 vs. Erie (5th inn.)
Craig Wilson/Yamid Haad	8/9/99 vs. New Britain (4th inn.)
Humberto Cota/Eddy Furniss	6/7/00 vs. Erie (2nd inn.)
Adam Hyzdu/Shawn Lankford	8/3/00 @ Portland (4th inn.)
Rob Mackowiak/Humberto Cota	8/18/00 vs. Harrisburg (1st inn.)
Rich Paz/Dan Meier	8/19/01 @ Harrisburg (4th inn.)
Dan Meier/Carlos Rivera	4/27/02 @ Erie (5th inn.)
Shawn Garrett/Jose Castillo	7/29/03 vs. New Britain (1st inn.)
R. Paulino/K. Nicholson/R. Sadler	6/8/04 vs. Harrisburg (6th inn.)
Josh Bonifay/Brad Eldred	4/26/05 @ Erie (1st inn.)
Ray Sadler/Jose Bautista	4/29/05 vs. Trenton (6th inn.)
Josh Bonifay/Ronny Paulino	5/10/05 vs. Harrisburg (7th inn.)
Josh Bonifay/Jorge Cortes	6/11/05 vs. Akron (1) (6th inn.)
Josh Bonifay/Jorge Cortes	7/6/05 vs. Erie (8th inn.)
Paul Chiffaffredo/Craig Stansberry	7/17/05 @ Erie (8th inn.)
Jose Bautista/Jorge Cortes	8/9/05 vs. Bowie (2nd inn.)
Ray Sadler/Brandon Chaves	8/20/06 vs. Harrisburg (2nd inn.)
Steve Pearce/Neil Walker	5/2/07 @ Connecticut (2nd inn.)
Brett Roneberg/Steve Pearce	6/12/07 vs. New Britain (4th inn.)
Adam Boeve/Jason Delaney	7/16/07 vs. Bowie (4th inn.)
Jamie Romak/Steve Lerud	4/30/09 @ Reading (5th inn.)
Miles Durham/Brian Friday	7/6/09 vs. Bowie (7th inn.)
Jonel Pacheco/Miles Durham	8/23/09 @ Bowie (2) (4th inn.)
Hector Gimenez/Alex Presley	5/30/10 vs. Reading (6th inn.)
Andrew Lambo/Matt Hague	8/7/10 @ Harrisburg (4th inn.)
Chase d'Arnaud/Josh Harrison	8/29/10 vs. Richmond (5th inn.)
Chase d'Arnaud/Josh Harrison	9/10/10 @ Harrisburg (7th inn.)***
Eric Fryer/Miles Durham	5/28/11 @ Binghamton (2nd inn.)
Quincy Latimore/Jordy Mercer	6/2/11 @ Trenton (5th inn.)
Jeremy Farrell/Evan Chambers	6/16/12 @ Binghamton (4th inn.)
Jarek Cunningham/Quincy Latimore	7/6/12 vs. Reading (7th inn.)
Adalberto Santos/Matt Curry	7/23/12 @ Reading (1st inn.)
Andrew Lambo/Charlie Cutler	5/22/13 @ Reading (4th inn.)
Andrew Lambo/Jarek Cunningham	6/2/13 @ Portland (2nd inn.)
Gregory Polanco/Alex Dickerson	7/5/13 vs. Erie (3rd inn.)
Justin Howard/Jarek Cunningham	8/17/13 @ Erie (1) (4th inn.)
Alen Hanson/Gift Ngoepe	5/1/14 @ Erie (1) (1st inn.)
Alen Hanson/Mel Rojas Jr.	5/11/14 @ Akron (1st inn.)
K. Broxton/G. Ngoepe/C. Paulino	7/23/14 @ New Britain (2nd inn.)
Willy Garcia/Dan Gamache	6/7/15 @ Erie (9th inn.)
Jose Osuna/Stetson Allie	5/8/16 vs. Richmond (7th inn.)
Logan Hill/Jordan George	6/24/18 @ Erie (2nd inn.)
Will Craig/Bryan Reynolds	7/20/18 @ Reading (1) (7th inn.)
Logan Hill/Hunter Owen	5/15/19 @ Binghamton (6th inn.)
Hunter Owen/Bligh Madris	6/3/19 @ Erie (9th inn.)

\*\*\*Indicates E.L. Playoff Game

Only players making major league debut AFTER playing for Altoona are included  
Players are listed in order of their MLB debuts

PLAYER	ALT YEAR(S)	MLB DEBUT	MLB SERVICE
Yamid Haad, C	1999-01	7/5/1999	Pittsburgh ('99), San Francisco ('05)
Kory DeHaan, OF	1999	4/25/2000	San Diego ('00, '02)
Brian O'Connor, LHP	1999-00, '02	5/13/2000	Pittsburgh ('00)
Bronson Arroyo, RHP	1999	6/12/2000	Pittsburgh ('00-02), Boston ('03-05), Cincinnati ('06-13, '17), Arizona ('14)
Kane Davis, RHP	1999	6/12/2000	Cleveland ('00), Milwaukee ('00, '05), Colorado ('01), New York-NL ('02), Philadelphia ('07)
Tike Redman, OF	1999	6/30/2000	Pittsburgh ('00-01, '03-05), Baltimore ('07)
Stephen L. Sparks, RHP	2000-01	7/19/2000	Pittsburgh ('00)
Alex Hernandez, OF	1999-00	9/1/2000	Pittsburgh ('00-01)
Adam Hyzdu, OF	1999-00	9/8/2000	Pittsburgh ('00-03), Boston ('04-05), San Diego ('05), Texas ('06)
Brian Smith, RHP	2000-01	9/11/2000	Pittsburgh ('00)
Jack Wilson, SS	2000	4/3/2001	Pittsburgh ('01-09), Seattle ('09-11), Atlanta ('11-12)
Joe Beimel, LHP	2000	4/8/2001	Pittsburgh ('01-03, '11), Minnesota ('04), Tampa Bay ('05), Los Angeles-NL ('06-08), Washington ('09), Colorado ('09-10), Seattle ('14-15)
Craig Wilson, C/1B	1999	4/22/2001	Pittsburgh ('01-06), New York-NL ('06), Atlanta ('07)
Rob Mackowiak, UTIL	1999-00	5/19/2001	Pittsburgh ('01-05), Chicago-AL ('06-07), San Diego ('07), Washington ('08)
Dave Williams, LHP	2001	6/6/2001	Pittsburgh ('01-02, '04-05), Cincinnati ('06), New York-NL ('06-07)
Jarrod Patterson, 3B	2000	6/16/2001	Detroit ('01), Kansas City ('03)
Luis Figueroa, INF	1999-00	6/27/2001	Pittsburgh ('01), Toronto ('06), San Francisco ('07)
Humberto Cota, C	2000	9/9/2001	Pittsburgh ('01-07)
Brendan Donnelly, RHP	1999	4/9/2002	Los Angeles-AL ('02-06), Boston ('07), Cleveland ('08), Florida ('09), Pittsburgh ('10)
Ron Wright, 1B	1999	4/14/2002	Seattle ('02)
Kevin Pickford, LHP	2000	5/16/2002	San Diego ('02)
Matt Duff, RHP	1999-00	7/30/2002	St. Louis ('02)
Tony Alvarez, OF	2001-02	9/4/2002	Pittsburgh ('02, '04)
J.J. Davis, OF	2001-02	9/4/2002	Pittsburgh ('02-04), Washington ('05)
Chris Spurling, RHP	2001-02	4/2/2003	Detroit ('03, '05-06), Milwaukee ('06-07)
D.J. Carrasco, RHP	2000-01	4/2/2003	Kansas City ('03-05), Chicago-AL ('08-09), Pittsburgh ('10), Arizona ('10), New York-NL ('11-12)
Carlos Rivera, 1B	2001-02	6/22/2003	Pittsburgh ('03-04)
Mike Gonzalez, LHP	1999, '01-03	8/11/2003	Pittsburgh ('03-06), Atlanta ('07-09), Baltimore ('10-11), Texas ('11), Washington ('12), Milwaukee ('13)
John Grabow, LHP	2000-03	9/14/2003	Pittsburgh ('03-09), Chicago-NL ('09-11)
J.R. House, C	2001-03	9/27/2003	Pittsburgh ('03-04), Houston ('06, '08), Baltimore ('07)
Shawn Camp, RHP	2001, '03	4/5/2004	Kansas City ('04-05), Tampa Bay ('06-07), Toronto ('08-11), Chicago-NL ('12-13), Philadelphia ('14)
Jeff Bennett, RHP	2001, '03	4/6/2004	Milwaukee ('04), Atlanta ('07-09), Tampa Bay ('09)
Jose Castillo, INF	2003	4/7/2004	Pittsburgh ('04-07), San Francisco ('08), Houston ('08)
Mike Johnston, LHP	2003	4/7/2004	Pittsburgh ('04-05)
Chris Shelton, 1B/C	2003	4/15/2004	Detroit ('04-06), Texas ('08), Seattle ('09)
Anastacio Martinez, RHP	2003	5/22/2004	Boston '04
Sean Burnett, LHP	2003	5/30/2004	Pittsburgh ('04, '08-09), Washington ('09-12, '16), Los Angeles-AL ('13-14)
Sam McConnell, LHP	1999-00	6/25/2004	Atlanta ('04)
John Van Benschoten, RHP	2003, '06	8/18/2004	Pittsburgh ('04, '07-08)
Ian Snell, RHP	2003-04	8/20/2004	Pittsburgh ('04-09), Seattle ('09-10)
Jeff Keppinger, INF	2004	8/20/2004	New York-NL ('04), Kansas City ('06), Cincinnati ('07-08), Houston ('09-11), San Francisco ('11), Tampa Bay ('12), Chicago-AL ('13)
Frank Brooks, LHP	2003	8/27/2004	Pittsburgh ('04), Atlanta ('05)
Chris Duffy, OF	2003-04	4/7/2005	Pittsburgh ('05-07), Milwaukee ('09)
Ray Sadler, OF	2003-06	5/8/2005	Pittsburgh '05
Ryan Doumit, C	2001, '04	6/5/2005	Pittsburgh ('05-11), Minnesota ('12-13), Atlanta ('14)

## MLB DEBUTS BY TEAM/YEAR

MLB Debut by Curve Alumni by Year		Players to Reach MLB by Curve Year	
1999.....1	2010.....4	1999.....15	2010.....18
2000.....9	2011.....9	2000.....18	2011.....15
2001.....8	2012.....11	2001.....15	2012.....15
2002.....6	2013.....10	2002.....9	2013.....11
2003.....6	2014.....6	2003.....16	2014.....15
2004.....12	2015.....6	2004.....10	2015.....19
2005.....12	2016.....14	2005.....12	2016.....14
2006.....6	2017.....7	2006.....14	2017.....17
2007.....6	2018.....14	2007.....11	2018.....18
2008.....7	2019.....13	2008.....10	2019.....8
2009.....3	2020.....9	2009.....13	2020.....0



Nate McLouth, OF	2004	6/29/2005	Pittsburgh ('05-09, '12), Atlanta ('09-11), Baltimore ('12-13), Washington ('14)
Zach Duke, LHP	2004, '10	7/2/2005	Pittsburgh ('05-10), Arizona ('11), Washington ('12-13), Cincinnati ('13, '19), Milwaukee ('14), Chicago-AL ('15-16), St. Louis ('16-17), Minnesota ('18), Seattle ('18)
Brad Eldred, 1B	2004-05	7/22/2005	Pittsburgh ('05, '07), Colorado ('10), Detroit ('12)
Paul Maholm, LHP	2005	8/30/2005	Pittsburgh ('05-11), Chicago-NL ('12), Atlanta ('12-13), Los Angeles-NL ('14)
Chris Heintz, C	2003	9/10/2005	Minnesota ('05-07)
Matt Capps, RHP	2005	9/16/2005	Pittsburgh ('05-09), Washington ('10), Minnesota ('10-12)
Bryan Bullington, RHP	2004	9/18/2005	Pittsburgh ('05, '07), Cleveland ('08), Toronto ('09), Kansas City ('10)
Tom Gorzelanny, LHP	2004-05	9/20/2005	Pittsburgh ('05-09), Chicago-NL ('09-10), Washington ('11-12), Milwaukee ('13-14), Detroit ('15), Cleveland ('16)
Ronny Paulino, C	2003-05	9/25/2005	Pittsburgh ('05-08), Florida ('09-10), New York-NL ('11), Baltimore ('12)
Yurendell de Caster, INF	2004	5/21/2006	Pittsburgh ('06)
Josh Sharpless, RHP	2005-06	8/1/2006	Pittsburgh ('06-07)
Rajai Davis, OF	2005	8/14/2006	Pittsburgh ('06-07), San Francisco ('07-08), Oakland ('08-10, '17), Toronto ('11-13), Detroit ('14-15), Cleveland ('16, '18), Boston ('17), New York-NL ('19)
Brian Rogers, RHP	2006	9/1/2006	Pittsburgh ('06-07)
Carlos Maldonado, C	2005-06	9/8/2006	Pittsburgh ('06-07), Washington ('10, '12)
Shane Youman, LHP	2004-06	9/10/2006	Pittsburgh ('06-07)
Craig Stansberry, INF	2005-06	8/25/2007	San Diego ('07-09)
Romulo Sanchez, RHP	2005-07	8/26/2007	Pittsburgh ('07-08), New York-AL ('10)
Steven Pearce, 1B	2007	9/1/2007	Pittsburgh ('07-11), Baltimore ('12-16), Houston ('12), New York-AL ('12), Tampa Bay ('16), Toronto ('17-18), Boston ('18-19)
Nyjer Morgan, OF	2006	9/1/2007	Pittsburgh ('07-09), Washington ('09-10), Milwaukee ('11-12), Cleveland ('14)
Jonathan Albaladejo, RHP	2006-07	9/5/2007	Washington ('07), New York-AL ('08-10), Arizona ('12)
Dave Davidson, LHP	2006-07	9/6/2007	Pittsburgh ('07), Florida ('09)
Rico Washington, INF	2000-02	4/1/2008	St. Louis ('08)
Brian Bixler, INF	2006	4/6/2008	Pittsburgh ('08-09), Washington ('11), Houston ('12)
Brent Lillibridge, INF	2006	4/26/2008	Atlanta ('08), Chicago-AL ('09-12), Boston ('12), Cleveland ('12), Chicago-NL ('13), New York-AL ('13)
Jimmy Barthmaier, RHP	2008	6/27/2008	Pittsburgh ('08)
Yoslan Herrera, RHP	2007-08	7/12/2008	Pittsburgh ('08), Los Angeles-AL ('14)
Randy Ruiz, 1B/DH	2007	8/1/2008	Minnesota ('08), Toronto ('09-10)
Luis Cruz, INF	2008	9/2/2008	Pittsburgh ('08-09), Milwaukee ('10), Los Angeles-NL ('12-13), New York-AL ('13)
Ronald Belisario, RHP	2007-08	4/7/2009	Los Angeles-NL ('09-10, '12-13), Chicago-AL ('14), Tampa Bay ('15)
Andrew McCutchen, OF	2006-07	6/4/2009	Pittsburgh ('09-17), San Francisco ('18), New York-AL ('18), Philadelphia ('19-20)
Neil Walker, INF	2006-07	9/1/2009	Pittsburgh ('09-15), New York-NL ('16-17), Milwaukee ('17), New York-AL ('18), Miami ('19), Philadelphia ('20)
Jose Tabata, OF	2008-09	6/9/2010	Pittsburgh ('10-15)
Brad Lincoln, RHP	2009	6/9/2010	Pittsburgh ('10-12), Toronto ('12-13), Philadelphia ('14)
Pedro Alvarez, 3B	2009	6/16/2010	Pittsburgh ('10-15), Baltimore ('16-18)
Alex Presley, OF	2010	9/8/2010	Pittsburgh ('10-13), Minnesota ('13), Houston ('14-15), Milwaukee ('16), Detroit ('16-17)
Mike Crotta, RHP	2007, '09-10	4/3/2011	Pittsburgh ('11)
Daniel Moskos, LHP	2009-10	4/30/2011	Pittsburgh ('11)
Josh Harrison, 2B/3B	2010	5/31/2011	Pittsburgh ('11-18), Detroit ('19), Washington ('20)
Tony Watson, LHP	2009-10	6/8/2011	Pittsburgh ('11-17), Los Angeles-NL ('17), San Francisco ('18-20)
Chase d'Arnaud, 2B/SS	2010	6/24/2011	Pittsburgh ('11-12, '14), Philadelphia ('15), Atlanta ('16-17), Boston ('17), San Diego ('17), San Francisco ('18)
Eric Fryer, C	2011	6/26/2011	Pittsburgh ('11-12, '16), Minnesota ('13-15), St. Louis ('16-17)
Aaron Thompson, LHP	2011	8/24/2011	Pittsburgh ('11), Minnesota ('14-15)
Jared Hughes, RHP	2008-11	9/7/2011	Pittsburgh ('11-16), Milwaukee ('17), Cincinnati ('18-19), Philadelphia ('19), New York-NL ('20)
Jeff Locke, LHP	2010-11	9/19/2011	Pittsburgh ('11-16), Miami ('17)
Matt Hague, 1B	2010	4/7/2012	Pittsburgh ('12, '14), TOR '15
Gorkys Hernandez, OF	2009-10	5/21/2012	Pittsburgh ('12, '15), Miami ('12), San Francisco ('16-18), Boston ('19)



**Andrew McCutchen (2006-07)**



**Gerrit Cole (2012)**

Jordy Mercer, 3B/2B/SS	2010-11	5/29/2012	Pittsburgh ('12-18), Detroit ('19-20), New York-AL ('20)
Starling Marte, OF	2011	7/26/2012	Pittsburgh ('12-19), Arizona ('20), Miami ('20)
Todd Redmond, RHP	2007	8/18/2012	Cincinnati ('12), Toronto ('13-15)
Kyle McPherson, RHP	2011-12	8/20/2012	Pittsburgh ('12)
Justin Wilson, LHP	2010	8/20/2012	Pittsburgh ('12-14), New York-AL ('15), Detroit ('16-17), Chicago-NL ('17-18), New York-NL ('19-20)
Steve Lerud, C	2008-09	8/30/2012	Philadelphia ('12-13)
Brock Holt, 2B/SS	2011-12	9/1/2012	Pittsburgh ('12), Boston ('13-19), Milwaukee ('20), Washington ('20)
Jean Machi, RHP	2009	9/3/2012	San Francisco ('12-15), Boston ('15), Seattle ('17)
Bryan Morris, RHP	2010-11	9/14/2012	Pittsburgh ('12-14), Miami ('14-16), San Francisco ('17)
Phil Irwin, RHP	2011-12	4/14/2013	Pittsburgh ('13), Texas ('14)
Robbie Grossman, OF	2012	4/24/2013	Houston ('13-15), Minnesota ('16-18), Oakland ('19-20)
Gerrit Cole, RHP	2012	6/11/2013	Pittsburgh ('13-17), Houston ('18-19), New York-AL ('20)
Brandon Cumpton, RHP	2012-13	6/15/2013	Pittsburgh ('13-14), Toronto ('18)
Tony Sanchez, C	2011-13	6/23/2013	Pittsburgh ('13-15), Atlanta ('17)
Duke Welker, RHP	2011-12	6/23/2013	Pittsburgh ('13)
Vic Black, RHP	2012	6/25/2013	Pittsburgh ('13), New York-NL ('13-14)
Andrew Lambo, OF	2010-13	8/13/2013	Pittsburgh ('13-15), Oakland ('16)
Kris Johnson, LHP	2012	8/18/2013	Pittsburgh ('13), Minnesota ('14)
Stolmy Pimentel, RHP	2013	9/4/2013	Pittsburgh ('13-14), Texas ('15)
Casey Sadler, RHP	2013	5/2/2014	Pittsburgh ('14-15, '18), Tampa Bay ('19), Los Angeles-NL ('19), Chicago-NL ('20), Seattle ('20)
Rudy Owens, LHP	2010	5/23/2014	Houston ('14)
Jamie Romak, INF	2008-09	5/28/2014	Los Angeles-NL ('14), Arizona ('15)
Gregory Polanco, OF	2013	6/10/2014	Pittsburgh ('14-20)
Hunter Strickland, RHP	2012	9/1/2014	San Francisco ('14-18), Seattle ('19), Washington ('19), New York - NL ('20)
John Holdzkom, RHP	2014	9/2/2014	Pittsburgh ('14)
Diego Moreno, RHP	2010-11	6/22/2015	New York-AL ('15), Tampa Bay ('17)
Alex Dickerson, OF	2013	8/6/2015	San Diego ('15-16, '19), San Francisco ('19-20)
Ramon Cabrera, C	2012, '14	9/5/2015	Cincinnati ('15-16)
Elias Diaz, C	2014	9/12/2015	Pittsburgh ('15-19), Colorado ('20)
Keon Broxton, OF	2014-15	9/21/2015	Pittsburgh ('15), Milwaukee ('16-18), New York-NL ('19), Baltimore ('19), Seattle ('19)
Yhonathan Barrios, RHP	2015	9/24/2015	Milwaukee ('15)
Alen Hanson, INF	2013-14	5/16/2016	Pittsburgh ('16-17), Chicago-AL ('17), San Francisco ('18), Toronto ('19)
A.J. Morris, RHP	2014	5/24/2016	Cincinnati ('16)
Jameson Taillon, RHP	2012-13	6/8/2016	Pittsburgh ('16-19)
Adrian Sampson, RHP	2014	6/18/2016	Seattle ('16), Texas ('18-19)
Jacob Stallings, C	2012, '15	6/19/2016	Pittsburgh ('16-20)
Adam Frazier, SS/OF	2015	6/24/2016	Pittsburgh ('16-20)
Chad Kuhl, RHP	2015	6/26/2016	Pittsburgh ('16-18, '20)

## PIRATES' MLB REHAB ASSIGNMENTS

Below are the Major League rehab assignments that have come through Altoona in the history of the franchise.

\*Denotes player that played for the Curve before reaching the Majors

PLAYER	YEAR	INJURY	PLAYER	YEAR	INJURY
Marc Wilkins	1999 (4/16-4/24)	Right Shoulder	Joe Beimel*	2011 (7/4-7/10)	L Elbow Inflammation
Francisco Cordova	1999 (5/3-5/8)	Shoulder Inflammation	Ross Ohlendorf	2011 (7/24)	R Shoulder Posterior Strain
Jason Christiansen	1999 (5/22-5/25)	Strained Neck	Jeff Karstens	2012 (5/21, 6/19)	R Shoulder Inflammation
Turner Ward	1999 (6/23-6/24)	Right Knee	Juan Cruz	2012 (8/6-8/9)	R Shoulder Inflammation
Javier Martinez	1999 (6/28-7/26)	Torn Arm Ligament	Francisco Liriano	2013 (4/20)	Fractured Right Arm
Ivan Cruz	1999 (7/22-7/25)	Strained Right Elbow	Charlie Morton	2013 (4/23-28, 5/16-21)	Right Elbow (TJ Surgery)
Rich Loiselle	2000 (4/26-5/21)	Right Elbow Surgery	Neil Walker*	2013 (5/9-5/13)	Right Hand Laceration
Adrian Brown	2000 (7/2-7/3)	Strained Left Hamstring	Jeff Karstens	2013 (5/18)	R Shoulder Inflammation
Brad Clontz	2000 (8/25-9/4)	Right Elbow	Chase d'Arnaud*	2013 (5/19-5/23)	Torn Thumb Ligament
Francisco Schmidt	2001 (4/13-4/30)	Right Shoulder & Elbow	James McDonald	2013 (5-27, 6/1)	R Shoulder Discomfort
Francisco Cordova	2001 (4/28)	Right Elbow	Jared Hughes*	2013 (7/17)	R Shoulder Inflammation
Adrian Brown	2001 (5/7-5/13)	Right Shoulder	Travis Snider	2013 (8/19, 8/20)	Left Big Toe Discomfort
Terry Mulholland	2001 (7/27-7/28)	Broken Index Finger	Jason Grilli	2013 (8/31, 9/2)	Right Forearm Strain
Jose Silva	2001 (8/31-9/2)	Broken Right Leg	Wandy Rodriguez	2014 (5/1, 5/6)	Right Knee Inflammation
Kris Benson	2002 (5/7)	Right Elbow	Clint Barmes	2014 (8/14, 8/16)	Left Groin Strain
Armando Rios	2002 (6/9)	Left Knee Contusion	Charlie Morton	2014 (8/28)	Sports Hernia, Right Hip
Ryan Vogelsong	2002 (7/23-8/2)	Right Elbow	Chris Stewart	2015 (4/9-4/10)	Hamstring
Sean Casey	2006 (5/26-5/28)	Lower Back Fracture	Charlie Morton	2015 (5/8)	Hip
Kip Wells	2006 (6/15)	Blocked Artery, R Shoulder	Rob Scallill	2015 (8/11)	Right Forearm Tightness
John Van Benschoten*	2006 (8/14)	Right Shoulder	Ryan Vogelsong	2016 (7/10-7/15)	Facial Fractures
Ryan Doumit*	2006 (8/20-8/22)	Torn Left Hamstring	Elias Diaz*	2016 (7/16-19)	R Elbow Debridement
Jack Wilson*	2008 (5/20-5/26)	Right Calf	Chris Stewart	2016 (8/12-9/2)	Left Knee Discomfort
Ryan Doumit*	2008 (6/3-6/5)	Left Thumb Fracture	Tyler Glasnow*	2016 (8/14-8/22)	R Shoulder Discomfort
Chris Duffy*	2008 (6/15-7/3)	Left Shoulder Surgery	Jameson Taillon*	2017 (5/28)	Groin Discomfort
Phil Capps*	2008 (8/12-8/15)	Right Shoulder	Joe Musgrove	2018 (5/7)	Right Shoulder Strain
Matt Dumatrait	2009 (7/30-7/31)	Left Shoulder	Josh Harrison*	2018 (5/14-5/18)	Left Hand Fracture
Donnie Veal	2009 (8/19-9/7)	Sprained Left Index Finger	Enny Romero	2018 (6/15-6/17)	L Shoulder Impingement
Ross Ohlendorf	2010 (5/3-5/7)	Stiff Back	Francisco Cervelli	2018 (7/5-7/6)	Concussion
Jack Taschner	2010 (5/28-5/31)	Left Hamstring Tightness	Nick Burdi*	2018 (7/23-7/31)	Right Elbow (TJ Surgery)
Zach Duke*	2010 (7/5-7/12)	Left Elbow Pronator Strain	Clay Holmes*	2019 (8/5-8/11)	R Triceps Inflammation
Mike Crotta*	2011 (6/17)	Right Elbow	Francisco Cervelli	2019 (8/11)	Concussion

Dustin Molleken, RHP	2009-10	7/4/2016	Detroit ('16)
Steven Brault, LHP	2015	7/5/2016	Pittsburgh ('16-20)
Tyler Glasnow, RHP	2015	7/7/2016	Pittsburgh ('16-18), Tampa Bay ('18-20)
Josh Bell, 1B/RF	2014-15	7/8/2016	Pittsburgh ('16-20)
Max Moroff, 2B	2015	7/31/2016	Pittsburgh ('16-18), Cleveland ('19)
JaCoby Jones, SS/OF	2015	8/30/2016	Detroit ('16-20)
Joely Rodriguez, RHP	2014	9/11/2016	Philadelphia ('16-17), Texas ('20)
Willy Garcia, OF	2014-15	4/14/2017	Chicago-AL ('17)
Jose Osuna, 1B/OF	2015-16	4/18/2017	Pittsburgh ('17-20)
Dovydas Neverauskas, RHP	2016	4/24/2017	Pittsburgh ('17-20)
Gift Ngoepe, INF	2013-15, '19	4/26/2017	Pittsburgh ('17), Toronto ('18)
Edgar Santana, RHP	2016	6/10/2017	Pittsburgh ('17-18)
Jordan Luplow, LF	2017	7/28/2017	Pittsburgh ('17-18), Cleveland ('19-20)
Angel Sanchez, RHP	2014-15	8/24/2017	Pittsburgh ('17)
Clay Holmes, RHP	2016	4/6/2018	Pittsburgh ('18-20)
Nick Kingham, RHP	2013-14, '16, '18	4/29/2018	Pittsburgh ('18-19), Toronto ('19)
Brandon Mann, LHP	2014	5/13/2018	Texas ('18)
Austin Meadows, OF	2015-16	5/18/2018	Pittsburgh ('18), Tampa Bay ('18-20)
Robert Stock, RHP	2015	6/24/2018	San Diego ('18-19), Boston ('20)
Tanner Anderson, RHP	2017	7/2/2018	Pittsburgh ('18), Oakland ('19)
Jeremy Bleich, LHP	2015	7/13/2018	Oakland ('18)
Alex McRae, RHP	2016-17	8/1/2018	Pittsburgh ('18-19), Chicago-AL ('20)
Kevin Newman, SS	2016-17	8/16/2018	Pittsburgh ('18-20)
Daniel Zamora, RHP	2017	8/17/2018	New York-NL ('18-19)
Pablo Reyes, UTIL	2017-18	9/2/2018	Pittsburgh ('18-19)
Kevin Kramer, 2B	2017	9/5/2018	Pittsburgh ('18-19)
Reese McGuire, C	2016	9/6/2018	Toronto ('18-20)
Nick Burdi, RHP	2018	9/11/2018	Pittsburgh ('18-20)
Connor Joe, OF	2017	3/28/2019	San Francisco ('19)
Jason Martin, OF	2018	4/6/2019	Pittsburgh ('19-20)
Cole Tucker, SS	2017-18	4/20/2019	Pittsburgh ('19-20)
Bryan Reynolds, OF	2018	4/20/2019	Pittsburgh ('19-20)
Taylor Hearn, LHP	2018	4/25/2019	Texas ('19-20)
Montana DuRapau, RHP	2015-18	5/9/2019	Pittsburgh ('19)
Harold Ramirez, OF	2016	5/11/2019	Miami ('19-20)
Geoff Hartlieb, RHP	2018	5/18/2019	Pittsburgh ('19-20)
Josh Smith, LHP	2015-16	5/25/2019	Cleveland ('19), Miami ('19-20)
Mitch Keller, RHP	2017-18	5/27/2019	Pittsburgh ('19-20)
Dario Agrazal, RHP	2017-19	6/15/2019	Pittsburgh ('19)
Luis Escobar, RHP	2018	7/13/2019	Pittsburgh ('19)
James Marvel, RHP	2018-19	9/8/2019	Pittsburgh ('19)
JT Brubaker, RHP	2017-18	7/26/2020	Pittsburgh ('20)
Cody Ponce, RHP	2019	8/2/2020	Pittsburgh ('20)
Nick Mears, RHP	2019	8/8/2020	Pittsburgh ('20)
Brandon Waddell, LHP	2016-2019	8/14/2020	Pittsburgh ('20)
Will Craig, 1B	2018	8/27/2020	Pittsburgh ('20)
Wyatt Mathisen, INF	2017-2018	9/7/2020	Arizona ('20)
Blake Cederlind, RHP	2019	9/15/2020	Pittsburgh ('20)
Jared Oliva, OF	2019	9/21/2020	Pittsburgh ('20)

## MLB BEFORE ALTOONA

Listed below are the players who had previous major league experience prior to playing for the Altoona Curve (not including players assigned to Altoona on a major league rehab assignment).

PLAYER	ALT YRS	PREV. MLB	PLAYER	ALT YRS	PREV. MLB	PLAYER	ALT YRS	PREV. MLB
Steve Bieser, C	1999	NYM, PIT	David Lundquist	2004	CWS, SD	Dan Reichert, RHP	2008	KC, TOR
Enrique Burgos, RHP	1999	KC, SF	Donaldo Mendez	2004	SD	Miguel Perez, C	2008-09, 12-13	CIN
Matt Dunbar, LHP	1999	FLA	Mike Moriarty, INF	2004	BAL	Pedro Lopez, INF	2009	CWS, CIN
Todd Dunn, OF	1999	MIL	Scott Sheldon, INF	2004	OAK, TEX	Anderson Machado	2009	PHI, CIN, COL
Joey Long	1999	SD	Blake Stein, RHP	2004	OAK, KC	Hector Gimenez, UTL	2009-10	HOU, LAQ, CWS
Mike Robertson	1999	CWS, PHI, ARI	Tom Evans, INF	2004-05	TOR, TEX	Craig Hansen, RHP	2010	BOS, PIT
Mel Rosario, C	1999	BAL	Jose Bautista, 3B	2005	BAL, TB, KC, PIT	Brandon Jones, OF	2010	ATL
John Wehner, INF	1999, 01	PIT, FLA	Howie Clark, OF	2005	BAL, TOR	Anthony Claggett, RHP	2010-11	NYN
Jimmy Anderson, LHP	2000	PIT	Hansel Izquierdo, RHP	2005	FLA	Chris Leroux, RHP	2011	FLA, PIT
Keith Williams, OF	2000	SF	Justin Kaye, RHP	2005	SEA	Josh Rodriguez, INF	2011	PIT
Mike Garcia, RHP	2001	PIT	Jason Roach	2005-07	NYM	Brett Sinkbeil, RHP	2011	FLA
Scarborough Green, OF	2001	STL, TEX	Rich Thompson, OF	2005-06	KC, TB	Donnie Veal, LHP	2011	PIT
Shane Monahan, OF	2001	SEA	Travis Chapman, OF	2006	PHI	Logan Kensing, RHP	2012	FLA, WSH
Chris Peterson, INF	2001	COL	Brandon Knight, RHP	2006	NYN	Shairon Martis	2012	WSH
Jason Phillips, RHP	2001	PIT	Blaine Neal, RHP	2006	FLA, BOS, COL	Aaron Poreda, RHP	2012	CWS, SD
Jim Dougherty, RHP	2002	HOU, OAK, PIT	Simon Pond	2006	TOR	Jose Contreras, RHP	2013	NYN, CWS, COL, PHI, PIT
Brian Looney, LHP	2002	MTL, BOS	Nerio Rodriguez, RHP	2006	BAL, TOR, CLE, STL	Ali Solis, C	2013	SD
Kevin Sefcik, INF	2002	PHI, COL	Jorge Vasquez, RHP	2006	KC	Collin Balester, RHP	2015	WSH, DET
Ryan Vogelsong, RHP	2002	SF, PIT	Peter Bergeron, OF	2007	MTL	Johnny Hellweg, RHP	2017	MIL
Tom Fordham	2003	CWS	Dewon Brazelton, RHP	2007	TB, SD	Jackson Williams, C	2017-18	COL, SF
Chan Perry, INF	2003	CLE, KC	Russ Johnson, INF	2007	HOU, TB, NYN	John Bormann	2018	PIT
Kevin Nicholson, INF	2003-04	SD	Jose Paniagua, RHP	2007	MTL, SEA, DET, CWS	Vicente Campos	2019	ARI
Mike Crudale, RHP	2004	STL, MIL	Alay Soler, RHP	2007	NYM	Tom Koehler	2019	MIA, TOR
Tomas de la Rosa	2004	MON	Chris Truby, INF	2007	HOU, DET, MTL, TB	Darnell Sweeney	2019	PHI, TOR
Andrew Lorraine, LHP	2004	CAL, CWS, OAK, SEA, CHC	Melvin Dorta, INF	2008	WSH			

# ALL-TIME ROSTER: ALPHABETICAL

KEY: **BOLD** - MLB Experience | +++ - MLB Experience before joining Curve | \*\*\* - MLB Rehab Assignment | ^ - Year of MLB Rehab

HISTORY/RECORDS

**-A-**  
 AGAMENNONE, Brandon (RHP)  
**AGRAZAL, Dario (RHP)**  
 AGUERO, Ramon (RHP)  
 AH YAT, Paul (LHP)  
**ALBALADEJO, Jonathan (RHP)**  
 ALCALA, Jason (RHP)  
 ALDERSON, Tim (RHP)  
 ALEMAIS, Stephen (INF)  
 ALLIE, Stetson (1B/OF)  
 ALVARADO, Carlos (RHP)  
**ALVAREZ, Pedro (3B)**  
 ALVAREZ, Rafael (OF)  
**ALVAREZ, Tony (OF)**  
 ALVAREZ, Victor (3B)  
**ANDERSON, Jimmy (LHP)+++**  
**ANDERSON, Tanner (RHP)**  
 ANTELO, Derek (RHP)  
**ARROYO, Bronson (RHP)**  
 ASCHE, Mike (OF)  
 ASTACIO, Olivo (RHP)  
 AYERS, Mike (LHP)

2004  
**2017-19**  
 2009-10  
 1999  
**2006**  
 2004  
 2009-13  
 2018-19  
 2014-16  
 2000-01  
**2009**  
 2006  
**2001-02**  
 2008  
**2000**  
**2017**  
 2008  
**1999**  
 1999  
 2007  
 1999-01

**CARRASCO, D.J. (RHP)** **2000-01**  
 CARUSO, Joe (INF) 2002-03  
**CASEY, Sean (1B)\*\*\*** **2006^**  
**CASTILLO, Jose (INF)** **2003**  
 CASTORRI, Christian (RHP) 2008-09  
 CASTRO, Orlando (LHP) 2014  
**CEDERLIND, Blake (RHP)** **2019**  
**CERVELLI, Francisco (C)\*\*\*** **2018^, 19^**  
 CESAR, Joel (RHP) 2019  
 CEVETTE, Dan (LHP) 2013  
 CHALK, Brad (OF) 2011  
 CHAMBERS, Evan (OF) 2012  
 CHANEY, Mike (LHP) 2001  
 CHANG, Ray (INF) 2008-09  
**CHAPMAN, Travis (3B)+++** **2006**  
 CHAVES, Brandon (INF) 2004-07  
 CHAVEZ, Zane (C) 2017  
 CHEN, Yung-Chi (INF/OF) 2010  
 CHIAFFREDO, Paul (C) 2005  
 CHIAVACCI, Ron (RHP) 2006  
**CHRISTIANSEN, Jason (LHP)\*\*\*** **1999^**  
 CHRYSLER, Clint (LHP) 2001-03  
**CLAGGETT, Anthony (RHP)\*\*\*** **2010-11**  
**CLARK, Howie (OF)+++** **2005**  
**CLONTZ, Brad (RHP)+++** **2000**  
 COCKRELL, Mike (INF) 2004  
 COFIELD, Kyle (RHP) 2012  
**COLE, Gerrit (RHP)** **2012**  
 COLEY, Austin (RHP) 2017-19  
 COLLA, Mike (RHP) 2010-12  
 CONNOLLY, Mike (LHP) 2003-06  
**CONTRERAS, Jose (RHP) +++** **2013**  
**CORDOVA, Francisco (RHP)\*\*\*** **1999^, 2001^**  
 CORLEY, Brad (OF) 2007-09  
 CORSALETTI, Jeff (OF) 2009  
 CORTES, Jorge (OF) 2004-05  
**COTA, Humberto (C)** **2000**  
 COX, Tyler (LHP) 2011  
**CRAIG, Will (1B)** **2018**  
 CREASY, Jason (RHP) 2015-16  
**CROTTE, Mike (RHP)** **2007, 2009-11**  
**CRUDALE, Mike (RHP)+++** **2004**  
**CRUZ, Ivan (1B)\*\*\*** **1999^**  
**CRUZ, Juan (RHP)\*\*\*** **2012^**  
**CRUZ, Luis (INF)** **2008**  
 CRUZ, Oneil (SS) 2019  
**CUMPTON, Brandon (RHP)** **2012-13, 2017**  
 CUNNINGHAM, Jarek (2B/3B) 2012-14  
 CURRY, Matt (1B) 2011-14  
 CUTLER, Charlie (C) 2012-13

2012-14  
**2014-15**  
**2014^**  
 2015-16  
 2001, 03  
 1999  
**2015**  
**2008, 10**  
 2000-01  
**2005**  
 2012-14  
**2000, 2011^**  
**2007-08**  
**2014-15**  
 1999  
 2014-15  
**2001, 03**  
**2002^**  
**2007**  
**1999**  
 2004  
**2006**  
**2012**  
 2006  
**2015**  
 2007-09  
 2005-07  
 2010-11  
 2019  
 2003-05  
 2008-09  
 2017  
**2018**  
 2003-06  
 2007  
 2007-08  
 2004  
 2019  
**2015**  
**2007**  
 2017-19  
 2007-08  
 2013  
**2003**  
**2000^, 2001^**  
 1999  
 2002  
 2012-14  
**2014-15**  
**2017-18**  
 2001  
 1999  
 2004  
**2018^**  
 1999  
 2003  
 2001-02  
 2000-01  
 2005-07

**-D-**  
 DANIELS, David (RHP) 1999  
**d'ARNAUD, Chase (2B/SS)^** **2010, 2013^**  
**DAVIDSON, Dave (LHP)** **2006-08**  
**DAVIS, J.J. (OF)** **2001-02**  
**DAVIS, Kane (RHP)** **1999**  
**DAVIS, Rajai (OF)** **2005**  
 de CASTER, Yurendell (INF) 2004  
**deHAAN, Kory (OF)** **1999**  
 DELANEY, Jason (1B/OF) 2007-09  
**de la ROSA, Tomas (INF)+++** **2004**  
 DELAY, Jason (C) 2019  
 de LEON, Emmanuel (RHP) 2014  
 de los SANTOS, Jose (INF) 2010  
 DEROSSO, Tony (INF) 2002  
 DESCHENES, Marc (RHP) 2002  
 DIAZ, Christopher (INF) 2016-17  
**DIAZ, Elias (C)** **2014, 2016^**  
**DICKERSON, Alex (OF)** **2013**  
 DICKSON, Cody (LHP) 2016-17  
 DIORIO, Mike (RHP) 2001  
 DODSON, Zack (LHP) 2013-15  
 DONALDSON, Bo (RHP) 2001  
**DONNELLY, Brendan (RHP)** **1999**  
**DORTA, Melvin (INF) +++** **2008**  
**DOUGHERTY, Jim (RHP)+++** **2002**  
 DOUGHERTY, Tony (RHP) 1999  
**DOUMIT, Ryan (C)** **2001, 04, 06^, 08^**  
 DUBEE, Michael (RHP) 2009-11  
**DUFF, Matt (RHP)** **1999-00**  
**DUFFY, Chris (OF)** **2003-04, 08^**  
**DUKE, Zach (LHP)** **2004, 10^**  
**DUMATRAIT, Phil (LHP)\*\*\*** **2009^**  
**DUNBAR, Matt (LHP)+++** **1999**  
 DUNCAN, Frank (RHP) 2016  
**DUNN, Todd (OF)+++** **1999**  
**DURAPAU, Montana (RHP)** **2015-18**  
 DURHAM, Miles (OF/1B) 2009-12

**-C-**  
**CABRERA, Ramon (C)**  
 CAMP, Shawn (RHP)  
**CAMPOS, Vicente (RHP)+++**  
 CANDELARIO, Eddi (RHP)  
 CAPPS, Matt (RHP)

2012, 14  
 2001, 03  
 2019  
 2004-05  
**2005, 08^**



<b>-E-</b>	ECKELMAN, Matt (RHP)	2018-19	HOLLIDAY, Brian (LHP)	2008
	ECONOMOS, Nicholas (RHP)	2019	HOLLINGSWORTH, Ethan (RHP)	2013
	<b>ELDRED, Brad (1B)</b>	<b>2004-05</b>	<b>HOLMES, Clay (RHP)</b>	<b>2016, 2019^</b>
	ELLIOTT, Justin (C)	2007	<b>HOLT, Brock (2B/SS)</b>	<b>2011-12</b>
	EMSLEY-PAI, Kawika (C)	2007	<b>HOUSE, J.R. (C)</b>	<b>2001-03</b>
	EPPLER, Tyler (RHP)	2015-16	HOWARD, Justin (1B/OF)	2013-14
	ESCOBAR, Elivs (OF/LHP)	2016-19	<b>HUGHES, Jared (RHP)^</b>	<b>2008-11, 2013^</b>
	<b>ESCOBAR, Luis (RHP)</b>	<b>2018</b>	HUGHSTON, Casey (OF)	2017
	ESPINAL, Edwin (1B)	2016-17	<b>HYZDU, Adam (OF)</b>	<b>1999-00</b>
	EVANS, Lee (C)	2000-01	<b>-I-</b>	
	<b>EVANS, Tom (INF)+++</b>	<b>2004-05</b>	IGLESIAS, Luis (INF)	1999
		2007	INMAN, Jeff (RHP)	2012-15
<b>-F-</b>	FALCON, Omar (C)	2011-12	<b>IRWIN, Phil (RHP)</b>	<b>2011-12</b>
	FARRELL, Jeremy (3B)	2016-17	<b>IZQUIERDO, Hansel (RHP)+++</b>	<b>2005</b>
	FELIZ, Anderson (INF/OF)	2007	<b>-J-</b>	
	FERNANDEZ, Alex (OF)	<b>1999-00</b>	JACKSON, Bralin (OF)	2018-19
	<b>FIGUEROA, Luis (INF)</b>	2008	JACOBSEN, Landon (RHP)	2003-06
	FINEGAN, Brian (INF)	2008-11	JACQUES, Joe (LHP)	2019
	FORD, Shelby (INF)	<b>2003</b>	JHANG, Jin-De (C)	2016-18
	<b>FORDHAM, Tom (LHP)+++</b>	2012	<b>JOE, Connor (1B/OF)</b>	<b>2017</b>
	FOSTER, Zach (RHP)	1999-01	JOHNSON, Blair (RHP)	2008
	FRANCE, Aaron (RHP)	<b>2015</b>	JOHNSON, James (LHP)	2005-06
	<b>FRAZIER, Adam (SS/OF)</b>	2009	<b>JOHNSON, Kris (LHP)</b>	<b>2012</b>
	FRIDAY, Brian (SS)	<b>2011</b>	<b>JOHNSON, Russ (INF)+++</b>	<b>2007</b>
	<b>FRYER, Eric (C)</b>	2000	<b>JOHNSTON, Mike (LHP)</b>	<b>2003</b>
	FURNISS, Eddy (1B)	2018	<b>JONES, Brandon (OF)+++</b>	<b>2010</b>
<b>-G-</b>	GAFFNEY, Tyler (OF)	2001	<b>JONES, JaCoby (SS)</b>	<b>2015</b>
	GALVEZ, Randy (RHP)	2014-15	JORGENSEN, Tim (INF)	1999
	GAMACHE, Dan (INF)	1999	<b>-K-</b>	
	GARCIA, Al (RHP)	<b>2001</b>	KAMINSKA, Kyle (RHP)	2012
	<b>GARCIA, Mike (RHP)+++</b>	<b>2014-15</b>	<b>KARSTENS, Jeff (RHP)+++</b>	<b>2012^, 13^</b>
	<b>GARCIA, Willy (OF)</b>	2017-19	KASPAREK, Kenn (RHP)	2013-14
	GARCIA, Yeudy (RHP)	2002-03	<b>KAYE, Justin (RHP)+++</b>	<b>2005</b>
	GARRETT, Shawn (OF)	2017-18	<b>KELLER, Mitch (RHP)</b>	<b>2017-18</b>
	GEORGE, Jordan (1B/OF)	2019	KELLEY, Christian (C)	2018
	GERMAN, Angel (RHP)	1999	<b>KENSING, Logan (RHP)+++</b>	<b>2012</b>
	GIARD, Ken (RHP)	<b>2009-10</b>	<b>KEPPINGER, Jeff (INF)</b>	<b>2004</b>
	<b>GIMENEZ, Hector (C/UTL)+++</b>	<b>2015, 2016^</b>	KESELICA, Sean (LHP)	2017-19
	GLASNOW, Tyler (RHP)	2019	KING, Brad (C)	2002
	GLENDINNING, Robbie (INF)	2008-09	<b>KINGHAM, Nick (RHP)</b>	<b>2013-14, 16, 18</b>
	GONZALEZ, Angel (INF)	2012	<b>KNIGHT, BRANDON (RHP)+++</b>	<b>2006</b>
	GONZALEZ, Elevis (INF)	2015	<b>KOEHLER, Tom (RHP)+++</b>	<b>2019</b>
	GONZALEZ, Felipe (RHP)	<b>1999, 01-03</b>	<b>KRAMER, Kevin (INF)</b>	<b>2017</b>
	<b>GONZALEZ, Mike (LHP)</b>	<b>2004-05</b>	KRAUSE, Kevin (OF)	2018
	<b>GORZELANNY, Tom (LHP)</b>	<b>2000-03</b>	KREBS, Eric (RHP)	2009
	<b>GRABOW, John (LHP)</b>	2002	KROL, Noah (RHP)	2011
	GRAVELLE, Nick (LHP)	<b>2001</b>	KUCHNO, John (RHP)	2015-17
	<b>GREEN, Scarborough (OF)+++</b>	<b>2013^</b>	<b>KUHL, Chad (RHP)</b>	<b>2015</b>
	<b>GRILLI, Jason (RHP)+++</b>	2012	<b>-L-</b>	
	GROSSMAN, Robbie (OF)	2008	LAKIND, Jared (LHP)	2016-17
	GUERRERO, Emilis (RHP)	2000-03	<b>LAMBO, Andrew (OF)</b>	<b>2010-13</b>
	GUY, Brad (RHP)	2005-07	LANGSTON, Jay (INF)	2001
	GUZMAN, Javier (INF)	2000	LANKFORD, Derrick (OF)	2000-01
	GUZMAN, Wilson (LHP)	<b>1999-01</b>	LATIMORE, Quincy (OF)	2011-12
<b>-H-</b>	HAAD, Yamid (C)	2010	LEACH, Brian (RHP)	2011
	<b>HAGUE, Matt (1B)</b>	2016	LEE, Taber (INF)	2005-07
	HALEY, Trey (RHP)	2008-10	LEMONIS, Chris (INF)	2002
	HAMMAN, Corey (LHP)	2007-10	<b>LEROUX, Chris (RHP)+++</b>	<b>2011</b>
	HANKINS, Derek (RHP)	<b>2010</b>	<b>LERUD, Steve (C)</b>	<b>2008-09</b>
	<b>HANSEN, Craig (RHP)+++</b>	<b>2013-14</b>	<b>LILLIBRIDGE, Brent (INF)</b>	<b>2006</b>
	<b>HANSON, Alen (SS/2B)</b>	2014-15	<b>LINCOLN, Brad (RHP)</b>	<b>2009</b>
	HARLAN, Tom (LHP)	<b>2010, 2018^</b>	LIRANZO, Jesus (RHP)	2018-19
	<b>HARRISON, Josh (2B/3B)</b>	2018	<b>LIRIANO, Francisco (LHP)+++</b>	<b>2013^</b>
	<b>HARTLIEB, Geoff (RHP)</b>	2004-05	<b>LOCKE, Jeff (LHP)</b>	<b>2010-11</b>
	HARTS, Jeremy (LHP)	2012	<b>LOISELLE, Rich (RHP)+++</b>	<b>2000^</b>
	HARVEY, Kris (RHP)	1999-02	LONG, Garrett (OF)	1999-00
	HAVERBUSCH, Kevin (INF)	2018	<b>LONG, Joey (RHP)+++</b>	<b>1999</b>
	<b>HAYES, Ke'Bryan (3B)</b>	<b>2018</b>	<b>LOONEY, Brian (LHP)+++</b>	<b>2002</b>
	<b>HEARN, Taylor (LHP)</b>	<b>2003</b>	LOPEZ, Jose (RHP)	2001-02
	<b>HEINTZ, Chris (C)</b>	2017	LOPEZ, Junior (RHP)	2016
	<b>HELLWEG, Johnny (RHP)+++</b>	2018	<b>LOPEZ, Pedro (INF)+++</b>	<b>2009</b>
	HELTON, Bret (RHP)	2014	LOREE, Mike (RHP)	2011
	HENRIQUEZ, Ralph (C)	2017	LORENZANA, Luis (INF)	1999-00
	HEREDIA, Luis (RHP)	<b>1999-00</b>	LORENZO, Matt (RHP)	2006
	<b>HERNANDEZ, Alex (OF)</b>	2006-08	<b>LORRAINE, Andrew (LHP)+++</b>	<b>2004</b>
	HERNANDEZ, Chris (RHP)	<b>2009-10</b>	LUDWIG, Pat (RHP)	2014
	<b>HERNANDEZ, Gorkys (OF)</b>	2011	<b>LUNDQUIST, Dave (RHP)+++</b>	<b>2004</b>
	<b>HERNANDEZ, Jose (OF)</b>	<b>2007-09</b>	<b>LUPLOW, Jordan (OF)</b>	<b>2017</b>
	<b>HERRERA, Yoslan (RHP)</b>	2009	LYTLE, Chaz (OF)	2005-06
	HERRON, Tyler (RHP)	2018-19	<b>-M-</b>	
	HIGHTOWER, Scooter (RHP)	2008-09	MACHADO, Anderson (INF)+++	2009
	HILL, Josh (RHP)	2017-19	<b>MACHI, Jean (RHP)</b>	2009
	HILL, Logan (OF/1B)	2016	<b>MACKOWIAK, Rob (INF)</b>	<b>1999-00</b>
	HIRSCH, Henry (RHP)	2014	MADRIS, Bligh (OF)	2019
	<b>HOLDZKOM, John (RHP)</b>	2009	MAFFEI, Justin (OF)	2016-17
	HOLDZKOM, Lincoln (RHP)		MAGGI, Drew (IF)	2012-14
			<b>MAHOLM, Paul (LHP)</b>	<b>2005</b>
			<b>MALDONADO, Carlos (C)</b>	<b>2005-07</b>
			<b>MANN, Brandon (LHP)</b>	<b>2014</b>

MANN, Derek (INF)  
 MANZUETA, Roberto (RHP)  
 MARRERO, Christian (OF)  
**MARTE, Starling (OF)**  
 MARTIN, Greg (LHP)  
**MARTIN, Jason (OF)**  
 MARTIN, Jeff (RHP)  
 MARTIN, Justin (INF)  
**MARTINEZ, Anastacio (RHP)**  
**MARTINEZ, Javier (RHP)\*\*\***  
 MARTINEZ, Octavio (C)  
**MARTIS, Shairon (RHP)+++**  
**MARVEL, James (RHP)**  
**MATEO, Juan (RHP)+++**  
 MATHEWS, Del (LHP)  
**MATHISEN, Wyatt (3B)**  
 MATTSON, Rob (RHP)  
**McCONNELL, Sam (LHP)**  
**McCUTCHEEN, Andrew (OF)**  
 McDADE, Neal (RHP)  
**McDONALD, James (RHP)\*\*\***  
**McGUIRE, Reese (C)**  
 McKINNEY, Brett (RHP)  
**McLOUTH, Nate (OF)**  
**McPHERSON, Kyle (RHP)**  
**McRAE, Alex (RHP)**  
 McSWAIN, Matt (RHP)  
**MEADOWS, Austin (OF)**  
 MEADOWS, Randy (INF)  
**MEARS, Nick (RHP)**  
 MEATH, Matt (OF)  
 MEDINA, Jhondaniel (RHP)  
 MEDRANO, Jesse (3B)  
**MEEK, Evan (RHP)+++**  
 MEIER, Dan (OF)  
**MENDEZ, Donald (INF)+++**  
 MERCEDES, Victor (INF)  
**MERCER, Jordy (3B/SS/2B)**  
 MILLER, Adam (RHP)  
 MILLER, Jeff (RHP)  
 MILLER, Quinton (RHP)  
 MOEVES, Derrik (RHP)  
**MOLLEKEN, Dustin (RHP)**  
**MONAHAN, Shane (OF)+++**  
 MONTERO, Joan (RHP)  
 MONTGOMERY, Matt (RHP)  
 MORALES, Tomas (C)  
**MORENO, Diego (RHP)**  
**MORGAN, Nyjer (OF)**  
**MORIARTY, Mike (INF)+++**  
**MOROFF, Max (IF)**  
**MORRIS, A.J. (RHP)**  
**MORRIS, Bryan (RHP)**  
 MORRIS, Hunter (1B)  
**MORTON, Charlie (RHP)\*\*\***  
**MOSKOS, Daniel (LHP)**  
**MULHOLLAND, Terry (LHP)\*\*\***  
 MUNOZ, Luis (RHP)  
 MURRAY, Shea (RHP)  
**MUSGROVE, Joe (RHP)\*\*\***

-N-

NANNINI, Mike (RHP)  
 NAVARRETE, Ray (INF)  
 NAVARRO, Eliecer (LHP)  
**NEAL, Blaine (RHP)+++**  
 NEGRYCH, Jim (INF)  
 NESTOR, Scott (RHP)  
 NEUBERGER, Scott (OF)  
 NEVAREZ, Matt (RHP)  
**NEVERAUSKAS, Dovydus (RHP)**  
**NEWMAN, Kevin (SS)**  
 NEWSOM, Randy (RHP)  
**NGOEPE, Gift (INF)**  
**NICHOLSON, Kevin (INF)+++**  
 NORMAN, Anthony (OF)  
 NOTTINGHAM, Shawn (LHP)  
 NUNEZ, Gustavo (IF)

-O-

O'BRIEN, Patrick (RHP)  
**O'CONNOR, Brian (LHP)**  
 O'REILLY, John (RHP)  
**OHLENDORF, ROSS (RHP)\*\*\***  
 OLIVA, Jared (OF)  
**OKUENDO (SNELL), Ian (RHP)**  
 OSTEEN, Gavin (LHP)  
**OSUNA, Jose (1B/OF)**  
 OWEN, Hunter (3B)  
**OWENS, Rudy (LHP)**  
 OZIAS, Todd (RHP)

-P-

PABST, Arden (C)

2001  
 2000-01  
 2012  
 2011  
 2005  
 2018  
 2000  
 2001  
 2003  
 1999^  
 2006  
 2012  
 2018-19  
 2008-09  
 1999  
 2017-18  
 2000  
 1999-00  
 2006-07  
 2001-04  
 2013^  
 2016  
 2015-16  
 2004  
 2011-12  
 2016-17  
 2011-12  
 2015-16  
 2002  
 2019  
 2005, 07  
 2015-16  
 2019  
 2008  
 2001-02  
 2004  
 2005  
 2010-11  
 2015  
 2004  
 2013-14  
 2006  
 2009-10  
 2001  
 2014  
 2002  
 2016-17  
 2010-11  
 2006  
 2004  
 2015  
 2014  
 2010-11  
 2015  
 2013^, 2014^, 2015^  
 2009-10  
 2001^  
 2007-08  
 2019  
 2018^

PACHECO, Jonel (OF)  
 PACHOT, John (C)  
 PADUA, Geraldo (RHP)  
 PALMA, Rick (LHP)  
**PANIAGUA, Jose (RHP)+++**  
 PARRISH, Dave (C)  
**PATTERSON, Jarrod (INF)**  
 PATZKE, Jeff (INF)  
 PAULINO, Carlos (C)  
**PAULINO, Ronny (C)**  
 PAVLOVICH, Tony (RHP)  
 PAZ, Richard (INF)  
**PEARCE, Steven (OF)**  
 PEARSON, Kyle (RHP)  
 PENA, Alex (RHP)  
 PENA, Rudy (C)  
 PEREZ, Clario (RHP)  
 PEREZ, Franklin (RHP)  
**PEREZ, Miguel (C)+++**  
**PERRY, Chan (INF)+++**  
**PETERSEN, Chris (INF)+++**  
 PETERSON, Brian (C)  
 PETERSON, Matt (RHP)  
 PEURIFOY, Ryan (OF)  
**PHILLIPS, Jason (RHP)+++**  
 PICART, Greg (INF)  
**PICKFORD, Kevin (LHP)**  
**PIMENTEL, Stolmy (RHP)**  
 POINTER, Corey (OF)  
**POLANCO, Gregory (OF)**  
**PONCE, Cody (RHP)**  
**POND, Simon (1B/OF)+++**  
 POPE, Brett (INF)  
**POREDA, Aaron (RHP)+++**  
 POWELL, Pedro (OF)  
 PRASCH, Ed (INF)  
**PRESLEY, Alex (OF)**  
 PRIBANIC, Aaron (RHP)

-R-

**RAMIREZ, Harold (OF)**  
 RAMOS, Jhonathan (LHP)  
 RATLEDGE, Logan (INF)  
 RAYMUNDO, G.J. (INF)  
**REDMAN, Tike (OF)**  
**REDMOND, Todd (RHP)**  
**REICHERT, Dan (RHP)+++**  
 REID, Justin (RHP)  
 REYES, Alfredo (INF/OF)  
 REYES, Milver (C)  
**REYES, Pablo (INF/OF)**  
**REYNOLDS, Bryan (OF)**  
**RIOS, Armando (OF)\*\*\***  
 RIVERA, Carlos (1B)  
**ROACH, Jason (RHP)+++**  
 ROBERTS, Kevin (RHP)  
**ROBERTSON, Mike (1B)+++**  
 ROBLES, Domingo (LHP)  
 ROBLES, Moises (RHP)  
 RODRIGUEZ, Frank (RHP)  
**RODRIGUEZ, Joely (LHP)**  
**RODRIGUEZ, Josh (INF)+++**  
**RODRIGUEZ, Nerio (RHP)+++**  
 RODRIGUEZ, Victor (INF)  
**RODRIGUEZ, Wandy (LHP)\*\*\***  
 ROGERS, Brian (RHP)  
 ROJAS, Chris (RHP)  
 ROJAS, JR., Mel (OF)  
**ROMAK, Jamie (1B)**  
**ROMERO, Enny (LHP)\*\*\***  
 RONEBERG, Brett (OF)  
**ROSARIO, Mel (C)+++**  
 ROSARIO, Miguel (RHP)  
 ROSENGREN, John (LHP)  
**RUIZ, Randy (1B)**  
 RUNION, Tony (RHP)

-S-

**SADLER, Casey (RHP)**  
**SADLER, Ray (OF)**  
 SAK, Jim (RHP)  
 SALCEDO, Edward (INF/OF)  
 SAMPLE, Tyler (RHP)  
**SAMPSON, Adrian (RHP)**  
**SANCHEZ, Angel (RHP)**  
**SANCHEZ, Romulo (RHP)**  
**SANCHEZ, Tony (C)**  
 SANCHEZ, Yunesky (3B/1B)  
 SANDERS, Tracy (INF)  
**SANTANA, Edgar (RHP)**  
 SANTOS, Adalberto (OF)  
 SANZ, Luis (RHP)  
**SCAHILL, Rob (RHP)\*\*\***

2008-09  
 2002  
 2000-01  
 2002-03  
 2007  
 2006-07  
 2000  
 1999  
 2013-14  
 2003-05  
 2001-02  
 2001  
 2007  
 2008  
 1999  
 2004  
 2015  
 2006  
 2008-09, 2012-13  
 2003  
 2001  
 2007  
 2004-07  
 2019  
 2001  
 2011-12  
 2000  
 2013, 2014^  
 2000  
 2013  
 2019  
 2006  
 2019  
 2012  
 2006, 08  
 2009  
 2010  
 2011-12  
 2016  
 2012-14  
 2017-18  
 2005  
 1999  
 2007  
 2008  
 2001-02, 04  
 2018-19  
 2006-09  
 2017-18  
 2018  
 2002^  
 2001-02  
 2005-07  
 2008  
 2006, 08  
 2014^  
 2006, 08  
 2006  
 2013-15  
 2008-09  
 2018^  
 2003, 06-07  
 1999  
 2016-17  
 2000  
 2007  
 1999  
 2013, 17  
 2003-06  
 2000  
 2015  
 2014-15  
 2014  
 2014-15  
 2005-07  
 2011-13  
 2011  
 2000  
 2016  
 2012-13  
 2013  
 2015^

**SCHMIDT, Jason (RHP)\*\*\***  
**SCHWIND, Jonathan (OF)**  
**SCIONEUX, Tate (RHP)**  
**SCOTT, Travis (C)**  
**SECRIST, Reed (C)**  
**SEFCIK, Kevin (INF)+++**  
**SENDELBACH, Logan (RHP)**  
**SERRANO, Elio (RHP)**  
**SHAFFAR, Ben (RHP)**  
**SHARPE, Chris (OF)**  
**SHARPLESS, Josh (RHP)**  
**SHELDON, Scott (INF)+++**  
**SHELTON, Chris (C)**  
**SHORTSLEF, Josh (LHP)**  
**SILVA, Jose (RHP)\*\*\***  
**SIMPSON, Chase (1B/3B)**  
**SINKBEIL, Brett (RHP)+++**  
**SKELTON, James (C)**  
**SKREHOT, Shaun (INF)**  
**SMITH, Brian (RHP)**  
**SMITH, Josh (LHP)**  
**SMITH, Sean (RHP)**  
**SNELL (OQUENDO) Ian (RHP)**  
**SNIDER, Travis (OF)\*\*\***  
**SNUSZ, Chris (C)**  
**SOLER, Alay (RHP)+++**  
**SOLIS, Ali (C)+++**  
**SOSA, Junior (OF)**  
**SPARKS, Stephen L. (RHP)**  
**SPURLING, Chris (RHP)**  
**STALLINGS, Jacob (C)**  
**STANSBERRY, Craig (INF)**  
**STARLING, Wardell (RHP)**  
**STEIN, Blake (RHP)+++**  
**STEWART, Chris (C)\*\*\***  
**STEWART, Paul (RHP)**  
**STOCK, Robert (RHP)**  
**STONER, Mike (INF)**  
**STREET, Sam (RHP)**  
**STRICKLAND, Hunter (RHP)**  
**SUCHY, Michael (OF)**  
**SUES, Jeff (RHP)**  
**SUITER, Jerrick (1B/OF)**  
**SULSER, Beau (RHP)**  
**SWEENEY, Darnell (INF/OF)+++**  
**SWEET, Jonathan (C)**

**-T-**

**TABATA, Jose (OF)**  
**TAILLON, Jameson (RHP)**  
**TASCHNER, Jack (LHP)\*\*\***  
**TEJEDA, Oscar (IF/OF)**  
**THOMAS, Gary (OF)**  
**THOMPSON, Aaron (LHP)**  
**THOMPSON, Rich (OF)+++**  
**THORNTON, Zack (RHP)**  
**TOLMAN, Mitchell (INF)**  
**TOWNSEND, Jason (RHP)**  
**TRUBY, Chris (INF)+++**  
**TUCKER, Cole (SS)**  
**TURGEON, Erik (RHP)**

**-U-**

**UST, Brant (INF)**  
**UVIEDO, Ronald (RHP)**

**-V-**

**VACLAVIK, Justin (RHP)**  
**VALDES, Ryan (RHP)**  
**VALERIO, Adrian (INF)**  
**VALLE, Sebastian (C)**  
**VAN BENSCHOTEN, John (RHP)**  
**VASQUEZ, Andy (OF)**  
**VASQUEZ, Jorge (RHP)+++**  
**VASQUEZ, Pedro (RHP)**  
**VEAL, Donnie (LHP)+++**  
**VERA, Eduardo (RHP)**  
**VIEAUX, Cam (LHP)**  
**VOGELSONG, Ryan (RHP)\*\*\***

**-W-**

**WADDELL, Brandon (LHP)**  
**WALDRON, Tyler (RHP)**  
**WALKER, Neil (C/3B)**  
**WARD, Turner (OF)\*\*\***  
**WASHINGTON, Rico (INF)**  
**WATSON, Tony (LHP)**  
**WATTS, Kris (C)**  
**WEBSTER, Anthony (OF)**  
**WEHNER, John (INF)+++**  
**WEICHARD, Paul (OF)**  
**WEIMAN, Blake (LHP)**  
**WEISS, Erich (2B)**  
**WELCH, Stefan (IF)**  
**WELLS, Kip (RHP)\*\*\***

**2001^**  
**2015-17**  
**2017-19**  
**2011**  
**1999, 01**  
**2002**  
**2018**  
**2004**  
**2002-05**  
**2019**  
**2005-06**  
**2004**  
**2003**  
**2006-08**  
**2001^**  
**2017**  
**2011**  
**2010**  
**2000-04**  
**2000-01**  
**2015-16**  
**2009**  
**2003-04**  
**2013^**  
**2003-05**  
**2007**  
**2013**  
**2014-15**  
**2000-01**  
**2001-02**  
**2012, 15**  
**2005-06**  
**2006-07**  
**2004**  
**2015^, 2016^**  
**2005**  
**2015**  
**2001**  
**2018**  
**2012**  
**2017**  
**2008-10**  
**2017, 2019**  
**2019**  
**2019**  
**1999**  
**2008-09**  
**2012-13, 2017^**  
**2010^**  
**2012-13**  
**2004**  
**2011**  
**2005-06**  
**2013**  
**2017, 2019**  
**2012-14**  
**2007**  
**2017-18**  
**2012**  
**2006**  
**2010**  
**2007**  
**2019**  
**2019**  
**2015**  
**2003, 2006^**  
**2012-15**  
**2006**  
**2018-19**  
**2009^, 2011**  
**2018**  
**2018-19**  
**2002^, 2016^**  
**2016-19**  
**2012-14**  
**2006-07, 2013^**  
**1999^**  
**2000-02**  
**2009-10**  
**2008, 10-11**  
**2008**  
**1999, 01**  
**2002**  
**2018-19**  
**2015-16**  
**2012-13**  
**2006^**

**WELKER, Duke (RHP)**  
**WHITEHEAD, David (RHP)**  
**WILKINS, Marc (RHP)\*\*\***  
**WILLIAMS, Brandon (RHP)**  
**WILLIAMS, Dave (LHP)**  
**WILLIAMS, Jackson (C)+++**  
**WILLIAMS, Keith (OF)+++**  
**WILSON, Andy (OF)**  
**WILSON, Craig (C/1B)**  
**WILSON, Jack (SS)**  
**WILSON, Justin (LHP)**  
**WIMBERLY, Larry (LHP)**  
**WIMMER, Chris (2B)**  
**WOOD, Eric (3B)**  
**WRIGHT, Ron (1B)**  
**YANG, Yao-Hsun (LHP)**  
**YOUAMAN, Shane (LHP)**  
**ZAMORA, Daniel (LHP)**  
**BEASLEY, Tony**  
**BROWN, Marty**  
**CORA, Joey**  
**FORBES, P.J.**  
**GARCIA, Carlos**  
**LEIPER, Tim**  
**PRINCE, Tom**  
**RYAN, Michael**  
**SVEUM, Dale**  
**WALBECK, Matt**  
**ANDREWS, Jeff (Pitching)**  
**DE RENNE, Keoni (Hitting)**  
**DURHAM, Miles (Coach)**  
**FILER, Tom (Pitching)**  
**HANRAHAN, Joel (Pitching)**  
**HICKERSON, Bryan (Pitching)**  
**HOLMAN, Brad (Pitching)**  
**JOHNSON, Jeff (Pitching)**  
**KYLES, Stan (Pitching)**  
**LITTLE, Scott (Bench)**  
**LIVSEY, Jeff (Hitting)**  
**LONG, Ryan (Hitting)**  
**LOVEKAMP, Scott (Pitching)**  
**LOVIGLIO, Jay (Bench)**  
**McCLUNE, Austin (Coach)**  
**MECCAGE, Justin (Pitching)**  
**MILACKI, Bob (Pitching)**  
**MOORE, Brandon (Hitting)**  
**MORALES, Stephen (Coach)**  
**NUNNALLY, Jon (Hitting)**  
**PANIAGUA, Salvador (Coach)**  
**PEREZ, Miguel (Coach)**  
**PICART, Greg (Coach)**  
**RIGGS, Kevin (Hitting)**  
**RYAN, Michael (Bench)**  
**SEARAGE, Ray (Pitching)**  
**TANNER, Bruce (Pitching)**  
**TREANOR, Dean (Pitching)**  
**WEHNER, John (Bench/Hitting)**  
**WHITEHURST, Wally (Pitching)**  
**WINTERS, Matt (Hitting)**  
**AHRENS, Justin**  
**HOUSAND, Bryan**  
**PALMER, Jason**  
**PRIBYL, Thomas**  
**SANDOVAL, Mike**  
**SCOTT, Dru**  
**SENFEN, Dave**  
**ZALNO, Mike**  
**BURR, Alan**  
**DESTRO, Jared**  
**HAGEDORN, Brian**  
**HILL, Ty**  
**KNUTSON, Aaron**  
**LEVA, Furey**  
**McDANIEL, Brandon**  
**SCHLESINGER, Joe**  
**SHORT, Chad**  
**UIHLEIN, Chad**  
**WHITE, Ricky**  
**ZAFFINO, Frank**

**2011-12**  
**2016**  
**1999^**  
**2007**  
**2001**  
**2017-18**  
**2000**  
**2005**  
**1999**  
**2000, 2008^**  
**2010**  
**2000-02**  
**1999**  
**2015**  
**1999**  
**-Y-**  
**2014**  
**2004-06**  
**-Z-**  
**2017**  
**-MANAGERS-**  
**2004-05**  
**1999-00**  
**2016**  
**2011-12**  
**2013-14**  
**2006-08**  
**2015**  
**2017-19**  
**2001-03**  
**2009-10**  
**-COACHES-**  
**2003-05**  
**2018**  
**2014**  
**2010**  
**2019**  
**2017-18**  
**2008**  
**2012**  
**2013-14**  
**2001**  
**1999-00**  
**2009-10, 2012-14**  
**1999, 01**  
**2002**  
**2013**  
**2015-16**  
**2002**  
**2006-08, 2011**  
**2018**  
**2019**  
**2019**  
**2015**  
**2017**  
**2015-17**  
**2012**  
**2006-07**  
**2000**  
**2009**  
**2003-04**  
**2011**  
**2005**  
**-TRAINERS-**  
**2017-19**  
**2010**  
**2003-05**  
**2006-09**  
**1999-00**  
**2015-16**  
**2001-02**  
**2011-14**  
**2014, 2016**  
**2005**  
**2003**  
**1999-00**  
**2002**  
**2015**  
**2008-09**  
**2017-19**  
**2007**  
**2010**  
**2011-13**  
**2004**

# ALL-TIME ROSTER: NUMERICAL

## - 2 -

Tike Redman.....	1999
Mel Rosario.....	1999
Nate McLouth.....	2004
Matt Meath.....	2005
Pedro Powell.....	2008
Jim Negrych.....	2009
Yung Chen.....	2010
Brandon Moore (Hitting Coach).....	2011
Brock Holt.....	2012
Gustavo Nunez.....	2012
Andy Vasquez.....	2013-15
Gift Ngoepe.....	2015
JaCoby Jones.....	2015
Anderson Feliz.....	2016
Kevin Newman.....	2017
Anderson Feliz.....	2017
Mitchell Tolman.....	2017
Pablo Reyes.....	2018
Stephen Alemais.....	2018-19
Austin Coley.....	2019
Adrian Valerio.....	2019

## - 3 -

Kevin Haverbusch.....	1999
Tracy Sanders.....	2000
Shane Monahan.....	2001
Randy Meadows.....	2002
Ian Oquendo (Snell).....	2003
Matt Peterson.....	2004
Brandon Chaves.....	2004-07
Melvin Dorta.....	2008
James Boone.....	2009
Gorkys Hernandez.....	2009
Shelby Ford.....	2010-11
Matt Curry.....	2011
Robbie Grossman.....	2012
Drew Maggi.....	2012
Mel Rojas Jr.....	2013-14
Ralph Henriquez.....	2014
Eric Wood.....	2015-16
Chris Diaz.....	2017
Logan Rattledge.....	2017
Cole Tucker.....	2017-18
Brett Pope.....	2019

## - 5 -

Luis Figueroa.....	1999
Jack Wilson.....	2000
Shaun Skrehot.....	2001-2004
Andy Wilson.....	2005
Taber Lee.....	2005-06
Matt Meath.....	2007
Shelby Ford.....	2008
Jack Wilson.....	2008
Brian Friday.....	2009
Jim Negrych.....	2010
Jose De Los Santos.....	2010
Jordy Mercer.....	2011
Josh Rodriguez.....	2011
Andy Vasquez.....	2012
Elevyz Gonzalez.....	2012
Tony Sanchez.....	2013
Gift Ngoepe.....	2013

Dan Gamache.....	2014
Max Moroff.....	2015
Joey Cora (Manager).....	2016
Wyatt Mathisen.....	2017-18
Josh Harrison.....	2018
Bryan Reynolds.....	2018
Bralin Jackson.....	2019

## - 6 -

Garrett Long.....	1999-2000
Shawn Garrett.....	2002
Chris Duffy.....	2003-04
Vic Buttler.....	2005
Howie Clark.....	2005
Chaz Lytle.....	2006
Justin Elliott.....	2007
Pat Bresnahan.....	2008
Jeff Corsaletti.....	2009
Chase d'Arnaud.....	2010
Starling Marte.....	2011
Kelson Brown.....	2012-14
Adam Frazier.....	2015
Chris Diaz.....	2016
Connor Joe.....	2017
Jackson Williams.....	2018
Logan Rattledge.....	2018
Ryan Peurifoy.....	2019
Robbie Glendinning.....	2019

## - 7 -

Del Matthews.....	1999
Rob Mackowiak.....	2000
Rich Paz.....	2001
Victor Rodriguez.....	2002
Shawn Garrett.....	2003
Jeff Keppinger.....	2004
G.J. Raymond.....	2005
Brandon Moore (Hitting Coach).....	2006-08
Matt Walbeck.....	2009-10
P.J. Forbes.....	2011-12
Drew Maggi.....	2013-14
Jonathan Schwind.....	2015
Reese McGuire.....	2016
Elvis Escobar.....	2016
Chase Simpson.....	2017
Casey Hughston.....	2017
Justin Maffei.....	2017
Keoni De Renne (Hitting Coach).....	2018
Bligh Madris.....	2019

## - 10 -

Matt Dunbar.....	1999
Rico Washington.....	2000-2002
Victor Mercedes.....	2005
Rich Thompson.....	2005
Vic Buttler.....	2006
Carlos Maldonado.....	2006
Andrew McCutchen.....	2006-07
James Boone.....	2008
Pedro Lopez.....	2009
Shelby Ford.....	2009
Josh Harrison.....	2010
Brad Chalk.....	2011
Adalberto Santos.....	2012-13

## PIRATES' RETIRED NUMBERS

The Pittsburgh Pirates have retired 10 uniform numbers at the Major League level. It is Pirates' policy that those numbers are not to be worn by any of their players in the minors throughout the farm system. Those numbers are:

1

BILLY MEYER

4

RALPH KINER

8

WILLIE STARGELL

9

BILL MAZEROSKI

11

PAUL WANER

20

PIE TRAYNOR

21

ROBERTO CLEMENTE

33

HONUS WAGNER

40

DANNY MURTAUGH

42

JACKIE ROBINSON

\*Robinson's number was retired throughout Major League Baseball on July 12, 1997



# ALL-TIME ROSTER: NUMERICAL

Gift Ngoepe.....	2014
Dan Gamache.....	2015
Austin Meadows.....	2015
Erich Weiss.....	2016
Zane Chavez.....	2017
Jackson Williams.....	2017
Daniel Zamora.....	2017
Ke'Bryan Hayes.....	2018
Stephen Alemas.....	2018
Hunter Owen.....	2019
Chris Sharpe.....	2019

## - 11 -

Bronson Arroyo.....	1999
Shaun Skrehot.....	2000-01
Larry Wimberly.....	2002
Joe Caruso.....	2003
Ray Navarrete.....	2004
Rajai Davis.....	2005
Brandon Knight.....	2006
Vic Buttlr.....	2007

## - 12 -

Chris Wimmer.....	1999
Joe BeimeI.....	2000
Tony Alvarez.....	2002
Ray Navarrete.....	2003
Michael Cockrell.....	2004
David Davidson.....	2006
Taber Lee.....	2007
Derek Hankins.....	2008-10
Anderson Machado.....	2009
Brock Holt.....	2011
Austin McClune (Coach).....	2013
Adrian Sampson.....	2012
Clint Barnes.....	2012
Michael Ryan (Manager).....	2017-19

## - 13 -

Jayson Bass.....	2000
Neal McDade.....	2002-03
Donaldo Mendez.....	2004
Craig Stansberry.....	2005
Javier Guzman.....	2006-07
Luis Cruz.....	2008
Jim Negrych.....	2008
Pedro Alvarez.....	2009
Matt Hague.....	2010
Jeremy Farrell.....	2011
Tyler Waldron.....	2012
Greg Picart.....	2012
Gerrit Cole.....	2012
Carlos Garcia (Manager).....	2013-14
Stetson Allie.....	2016
Elvis Escobar.....	2017-18
Alfredo Reyes.....	2018-19
Stephen Alemas.....	2018
Adrian Valerio.....	2019
Darnell Sweeney.....	2019
Oneil Cruz.....	2019

## - 14 -

Paul Ah Yat.....	1999
Danny Carrasco.....	2000
Lee Evans.....	2001
Clint Chrysler.....	2002
Jose Castillo.....	2003
Ryan Doumit.....	2004
Scott Neuberger.....	2005
Adam Boeve.....	2005
Travis Chapman.....	2006
Neil Walker.....	2006
Kip Bouknight.....	2007
Derek Hankins.....	2007
Anthony Webster.....	2008
Jason Delaney.....	2009
Jordy Mercer.....	2010
Jeremy Farrell.....	2012
Carlos Paulino.....	2013
Joely Rodriguez.....	2014
Keon Broxton.....	2015
Tom Prince (Manager).....	2015
Edwin Espinal.....	2016-17
Jonathan Schwind.....	2017
Ke'Bryan Hayes.....	2018
Bralin Jackson.....	2018
Jason Delay.....	2019

## - 15 -

Ken Giard.....	1999
Bruce Tanner (Pitching Coach).....	2000
Alex Pena.....	2000
Carlos Rivera.....	2001
Brian O'Connor.....	2002
Rick Palma.....	2003
Jeremy Harts.....	2004-05
Octavio Martinez.....	2006
Romulo Sanchez.....	2007
Jimmy Barthmeier.....	2008
Steve Lerud.....	2008-09
James Skelton.....	2010
Bryan Morris.....	2010
Anthony Claggett.....	2011
Ryan Beckman.....	2012
Jose Contreras.....	2013
Charlie Morton.....	2013
Alen Hanson.....	2013
Carlos Paulino.....	2014
Chad Kuhl.....	2015
Austin Meadows.....	2016

## - 16 -

Adam Hyzdu.....	1999-00
-----------------	---------

(Retired - 2000)

## - 17 -

Kane Davis.....	1999
Brad Guy.....	2000
Brett Roneberg.....	2003
Chris Snusz.....	2004
Rudy Pena.....	2004
Paul Maholm.....	2005
Jason Roach.....	2005
Brett Roneberg.....	2006-07
David Davidson.....	2008
Jamie Romak.....	2008
Tyler Herron.....	2009
Eric Krebs.....	2009
Kris Watts.....	2010-11
Matt Curry.....	2012-14
Ali Solis.....	2013
Chase d'Arnaud.....	2013
Neil Walker.....	2013
Orlando Castro.....	2014
Stan Kyles (Pitching Coach).....	2014
Barrett Barnes.....	2015-16
Austin Coley.....	2017
Yeudy Garica.....	2018-19

## - 18 -

Mike Asche.....	1999
Carlos Alvarado.....	2000
Sean Burnett.....	2003
Gary Thomas.....	2004
Brant Ust.....	2006
Justin Vaclavik.....	2007
Brian Finegan.....	2008
Brad Lincoln.....	2009
Miles Durham.....	2009
Aaron Thompson.....	2011
Anthony Norman.....	2012
Jeff Karstens.....	2012
Jeff Inman.....	2012
Justin Howard.....	2013-14
Zack Dodson.....	2014-15
Jose Osuna.....	2016
Elias Diaz.....	2016
Tate Scioneaux.....	2017-19
Sean Brady.....	2019

## - 19 -

Alexander Hernandez.....	1999
Dan Meier.....	2002
Chad Lytle.....	2005
Jose Bautista.....	2005
Ray Searage (Pitching Coach).....	2006
Ray Sadler.....	2006
Jason Bowers.....	2007-08
Victor Alvarez.....	2008
Yoslan Herrera.....	2009
Jeremy Barthmaier.....	2010
Bryan Marris.....	2011
Kris Johnson.....	2012
Miles Durham.....	2012
Erik Turgeon.....	2012
Jhonathan Ramos.....	2013

Junior Sosa.....	2014-15
Angel Sanchez.....	2014
Brett McKinney.....	2015
Frank Duncan.....	2016
Kevin Newman.....	2016
Kevin Riggs (Hitting Coach).....	2017
Jesus Liranzo.....	2018
Austin Coley.....	2018
Mitchell Tolman.....	2019
Jesse Medrano.....	2019

**- 22 -**

Armando Rios.....	2002
Jeff Andrews (Pitching Coach).....	2003-05
Nyjer Morgan.....	2006
Mike Connolly.....	2006
Jonel Pacheco.....	2009
Angel Gonzalez.....	2009
Quincy Latimore.....	2011-12
Eliecer Navarro.....	2013
Stefan Welch.....	2013
Alan Hanson.....	2014
Tyler Glasnow.....	2015-16
Erich Weiss.....	2016
Justin Maffei.....	2016-17
Jake Brentz.....	2017

**- 23 -**

Jeff Livesey (Hitting Coach).....	1999-2000
Jose Lopez.....	2002
Kevin Nicholson.....	2003-04
Chris Snusz.....	2005
Craig Stansberry.....	2006
Brian Bixler.....	2006
Wardell Starling.....	2007
Brad Corley.....	2008
Milver Reyes.....	2009
Hector Gimenez.....	2009-10
Tom Boleska.....	2011
Greg Picart.....	2011
Jeff Johnson (Pitching Coach).....	2012
Matt Benedict.....	2014-15
Collin Balester.....	2015
Harold Ramirez.....	2016
Chris Stewart.....	2016
Jordan Luplow.....	2017
Logan Hill.....	2017, 2019
Jonathan Schwind.....	2017
Jason Martin.....	2018
Elvis Escobar.....	2018
Robbie Glendinning.....	2019

**- 24 -**

Matt Bryant.....	1999
Matt Duff.....	2000
Darren Burton.....	2001
Kevin Sefcik.....	2002
Marc Deschenes.....	2002
Mike Connolly.....	2003-05
Paul Chiaffredo.....	2005
Simon Pond.....	2006
Neil Walker.....	2007
Jonel Pacheco.....	2008
Pedo Alvarez.....	2009
Brandon Jones.....	2010
Alex Presley.....	2010
Andrew Lambo.....	2010
Brian Leach.....	2011
Kyle McPherson.....	2011
Jarek Cunningham.....	2012-13
Willy Garcia.....	2014-15
Mel Rojas Jr.....	2015
Hunter Morris.....	2015
Jonathan Schwind.....	2016
Ryan Vogelsong.....	2016
Tanner Anderson.....	2017
Bryan Reynolds.....	2018
Jordan George.....	2018
Scooter Hightower.....	2019
Gift Ngoepe.....	2019
Elvis Escobar.....	2019
Joe Jacques.....	2019

**- 25 -**

Alonso Beltran.....	1999
Darren Burton.....	2000
Carlos Rivera.....	2002
Chan Perry.....	2003
Ray Sadler.....	2004
Justin Kaye.....	2005

Rich Thompson.....	2006
Dave Parrish.....	2006-07
Brian Peterson.....	2007
Miguel Perez.....	2008-09
Craig Hansen.....	2010
Eric Fryer.....	2011
Andrew Lambo.....	2011, 2013
Oscar Teheda.....	2012
Kyle Cofield.....	2012
Gregory Polanco.....	2013
Jerek Cunningham.....	2014
Sebastian Valle.....	2015
Josh Smith.....	2016
Nick Kingham.....	2016
Michael Suchy.....	2017
Will Craig.....	2018
Jon Nunnally (Hitting Coach).....	2019

**- 26 -**

Sam McConnell.....	1999
J.J. Davis.....	2002
Ronny Paulino.....	2003-05
Josh Sharpless.....	2005
Ray Searage (Pitching Coach).....	2006
Dewon Brazelton.....	2007
Randy Ruiz.....	2007
Jason Delaney.....	2008
Jose Tabata.....	2008
Ryan Long (Hitting Coach).....	2009-10, 2013-14
Tony Sanchez.....	2011-12
Josh Smith.....	2015
Brett McKinney.....	2016
Pedro Vasquez.....	2018-19
James Marvel.....	2018

**- 27 -**

David Daniels.....	1999
Humberto Cota.....	2000
Tony Derosso.....	2002
B.J. Barnes.....	2003
Scott Sheldon.....	2004
Ben Shaffar.....	2004
David Lundquist.....	2004
Javier Guzman.....	2005
Hansel Izquierdo.....	2005
Matt Lorenzo.....	2006
Adam Boeve.....	2006-07
Yoslan Herrera.....	2008
Dean Treanor (Pitching Coach).....	2009
Michael Ryan (Coach).....	2012
Zack Thornton.....	2013
Zack Dodson.....	2013
Jeff Inman.....	2014
Wandy Rodriguez.....	2014
Tyler Waldron.....	2014
Kawika Emsley-Pai.....	2014
Jason Creasy.....	2015-16
Pablo Reyes.....	2017
Joe Musgrove.....	2018
Eduardo Vera.....	2018
Beau Sulser.....	2019

**- 28 -**

Reed Secrist.....	1999
John Grabow.....	2000
Josh Bonifay.....	2003-05
Chris Hernandez.....	2006-08
Jeff Sues.....	2008
Brad Corley.....	2009
Sean Smith.....	2009
Miles Durham.....	2010-11
Travis Scott.....	2011
Vic Black.....	2012
Miguel Perez.....	2013
Miles Durham (Coach).....	2014
Stetson Allie.....	2015
Jared Lakind.....	2016
Alex McRae.....	2017
Jake Brentz.....	2018
Dario Agrazal.....	2018
Adrian Valerio.....	2019
Nicholas Economos.....	2019

**- 29 -**

Tracy Sanders.....	2000
John Pachot.....	2002
Clint Chrysler.....	2003
Tony Beasley (Manager).....	2004-05
Chad Blackwell.....	2006
Jason Roach.....	2006

# ALL-TIME ROSTER: NUMERICAL

Kip Wells.....	2006
Sean Casey.....	2006
Brad Corley.....	2007
Tim Leiper (Manager).....	2008
Randy Newsom.....	2009
Ray Chang.....	2009
Tyler Cox.....	2011
Joe Beimel.....	2011
Brandon Cumpston.....	2012
Oscar Tejeda.....	2013
Tim Alderson.....	2013
Jeff Karstens.....	2013
Elias Diaz.....	2014
Tom Harlan.....	2015
Buddy Borden.....	2017
Kevin Kramer.....	2017
Geoff Hartlieb.....	2018
Francisco Cervelli.....	2018-19
James Marvel.....	2019
John O'Reilly.....	2019

- 30 -

J.R. House.....	2001
Jason Brown.....	2002
Chris Heintz.....	2003
Brady Borner.....	2004-06
Brian Rogers.....	2006
Ryan Doumit.....	2006
Milver Reyes.....	2007
Matt Capps.....	2008
Evan Meek.....	2008
Brian Holliday.....	2008
Kyle McPherson.....	2008
Dustin Molleken.....	2009-10
Yunesky Sanchez.....	2011
Diego Moreno.....	2011
Chris Leroux.....	2011
Phil Irwin.....	2012
Zachary Foster.....	2012
Jameson Taillon.....	2012
Alex Dickerson.....	2013
Nathan Baker.....	2014
Jhondaniel Medina.....	2015-16
Jared Lakind.....	2017
Matt Eckelman.....	2018
Joel Cesar.....	2019
Shea Murray.....	2019

- 31 -

Craig Wilson.....	1999
Brian O'Connor.....	2000
Shawn Camp.....	2001
Ben Shafar.....	2002-03
Chris Shelton.....	2003
Brandon Agamenzone.....	2004
Zach Duke.....	2004, 2010
Yurendell De Caster.....	2005
Chris Truby.....	2007
Carlos Maldonado.....	2007
Ronald Belisario.....	2007-08

Jose Tabata.....	2009
Jeff Locke.....	2010-11
Brett Sinkbell.....	2011
Ryan Long (Hitting Coach).....	2012
Luis Sanz.....	2013
John Holdzkom.....	2014
Clario Perez.....	2015
Jerrick Suiter.....	2017, 2019
Nick Burdi.....	2018

- 32 -

Luis Iglesias.....	1999
Brian Smith.....	2000
Brady Borner.....	2003
Neal McDade.....	2004
James Johnson.....	2005-06
Angel Gonzalez.....	2008
Derek Antelo.....	2008
Shawn Nottingham.....	2009
Phillip Dumatrait.....	2009
Tim Alderson.....	2009-11
Miguel Perez.....	2012
Kyle Kaminska.....	2012
Duke Welker.....	2012
Brandon Cumpston.....	2013
Quinton Miller.....	2013-14
Jacob Stallings.....	2015
Brandon Waddell.....	2016-18
Dario Agrazal.....	2017
Tyler Gaffney.....	2018
Angel German.....	2019

- 34 -

Brian O'Connor.....	1999
Mike Ayers.....	2000
Kevin Haverbusch.....	2002
Paul Weichard.....	2002
Rick Palma.....	2002
Jeff Bennett.....	2003
Ray Sadler.....	2003
Ian Snell.....	2004
Ben Shaffar.....	2005
Russ Johnson.....	2007
Todd Redmond.....	2007
Michael Nannini.....	2007
Ray Chang.....	2008
Corey Hamman.....	2009
Ramon Aquero.....	2009
Michael Dubee.....	2010-11
Mike Cola.....	2012
Jeff Inman.....	2013
Nick Kingham.....	2013, 2018
J.T. Brubaker.....	2017-18
Montana DuRapau.....	2018
Scooter Hightower.....	2018
Vicente Campos.....	2019
Cam Vieux.....	2019

## CURVE AROUND THE GLOBE

### ALL-TIME CURVE PLAYERS BY BIRTH STATE

California.....	87	Alabama, Indiana.....	9	West Virginia.....	3
Texas.....	47	Massachusetts, North Carolina.....	9	Rhode Island, D.C.....	2
Florida.....	45	Michigan, Missouri, Oklahoma.....	8	Delaware.....	2
Pennsylvania.....	21	Colorado, Kentucky.....	7	Alaska, Arkansas, Idaho.....	1
New York.....	20	Louisiana, Virginia.....	7	Minnesota, Nebraska.....	1
Ohio.....	19	Mississippi, Wisconsin.....	6	New Hampshire, New Mexico.....	1
Illinois.....	15	Arizona, Connecticut, Kansas.....	5	Oregon, South Dakota, Vermont.....	1
Georgia, New Jersey.....	14	Iowa, Maryland.....	4	Maine, Montana.....	0
Washington.....	13	Hawaii, Nevada.....	3	North Dakota, Wyoming.....	0
Tennessee.....	11	South Carolina, Utah.....	3		

### ALL-TIME CURVE PLAYERS BY BIRTH COUNTRY

United States.....	464	Australia.....	7	Belgium.....	1
Dominican Republic.....	62	Cuba.....	5	Saudi Arabia.....	1
Venezuela.....	35	Colombia.....	5	Honduras.....	1
Mexico.....	12	Panama.....	4	South Africa.....	1
Puerto Rico.....	10	Taiwan.....	3	Lithuania.....	1
Canada.....	8	Curacao.....	2		

## - 35 -

Scott Lovekamp (Pitching Coach)	1999
Keith Williams	2000
J.R. House	2002
Anastacio Martinez	2003
Frank Brooks	2003
Tomas De La Rosa	2004
Jason Alcala	2004
Jorge Cortes	2004-05
Wardell Starling	2006
Chris Rojas	2006
Kevin Roberts	2008
Ramon Agüero	2010
Phil Irwin	2011
Jose Hernandez	2011
Tim Alderson	2012
Ethan Hollingsworth	2013
Yao-Hsun Yang	2014
Brandon Mann	2014
Josh Bell	2014
John Kuchno	2015
Miguel Rosario	2016-17
Mitch Keller	2017-18
Arden Pabst	2018
Jake Brentz	2019
Blake Cederlind	2019

## - 36 -

Wilson Guzman	2000
Brian Looney	2002
Mike Gonzalez	2002
Todd Ozias	2003
Josh Shortzlef	2006
John Van Benschoten	2006
Ray Searage (Pitching Coach)	2006
Jose Paniagua	2007
David Davidson	2007
Scott Nestor	2009
Anthony Norman	2010
Matt McSwain	2011-12
Christian Marrero	2012
Juan Cruz	2012
Nathan Baker	2013
Nick Kingham	2014
Jhonathan Ramos	2014
Angel Sanchez	2015
Adam Miller	2015
Tyler Eppler	2015-16
Montana DuRapau	2017
Brandon Cumpston	2017
Logan Sendelbach	2018
Cam Vieaux	2019
Domingo Robles	2019

## - 37 -

Lee Evans	2000
Matt Montgomery	2002
Mike Johnston	2003
Bryan Bullington	2004
Tom Gorzelanny	2005
Jorge Vasquez	2006
Yoslan Herrera	2007
Jeff Sues	2009-10
Corey Hamman	2010
Anthony Claggett	2010
Jared Hughes	2011, 2013
Anthony Norman	2011
Charlie Cutler	2012-13
Tom Harlan	2014
Chris Stewart	2015
Jose Osuna	2015
Kevin Kramer	2017
Stephen Morales (Coach)	2018
Sean Brady	2019
Cody Ponce	2019
Tom Koehler	2019

## - 38 -

Tony Pavlovich	2002
Joe Caruso	2002
Eddie Candelario	2004
Matt Bimeal	2004
Shane Youman	2005
Josh Sharpless	2006
Alex Fernandez	2007
Dan Reichert	2008
Brad Holman (Pitching Coach)	2008
Tony Watson	2009-10

Ramon Cabrera	2012, 2014
Jacob Stallings	2012
Casey Salder	2013
Stan Kyles (Pitching Coach)	2014
Yhonathan Barrios	2015
Montana DuRapau	2015
Edgar Santana	2016
Yudy Garcia	2017
John Bormann	2018
Enny Romero	2018
Luis Agrazal	2018-19
Dario Escobar	2018
Joel Cesar	2019

## - 39 -

Jim Baron	1999
Steve Sparks	2000
Chris Lemonis	2002
Brad King	2002
John Wehner (Hitting Coach)	2003
Bobby Bradley	2004
Matt Capps	2005
Greg Martin	2005
Jonathan Albaladejo	2006
Peter Bergeron	2007
Michael Crotta	2007, 2009-10
Steve Pearce	2007
Corey Hamman	2008
Moises Robles	2008
Diego Moreno	2010
Aaron Pribanic	2011-12
Shairon Martis	2012
Evan Chambers	2012
David Bromberg	2013
Stetson Allie	2014
John Kuchno	2016
Sean Keselica	2017-19
Austin Coley	2019
Chris Sharpe	2019
Blake Cederlind	2019
Cody Ponce	2019

## - 41 -

Aaron France	1999-00
John Grabow	2002-03
Mike Moriarty	2004
Ray Sadler	2005
Milver Reyes	2006
Ryan Doumit	2008
Christian Castorri	2008
Daniel Moskos	2009-10
Noah Krol	2011
Kris Harvey	2012
Jason Townsend	2013
Emmanuel De Leon	2014
Kevin Riggs (Hitting Coach)	2015-16
Bryan Hickerson (Pitching Coach)	2017-18
Jared Oliva	2019

## - 43 -

Marty Brown (Manager)	1999-2000
Justin Reid	2002
Tom Fordham	2003
Jeff Miller	2004
Carlos Maldonado	2005
Romulo Sanchez	2006
Derrick Moeves	2006
Omar Falcon	2007
Brandon Williams	2007
Kris Watts	2008
Blair Johnson	2008
Chris Duffy	2008
Jamie Romak	2009
Gorkys Hernandez	2010
Mike Colla	2010-11
Nathan Baker	2012
Jason Grilli	2013
Pat Ludwig	2014
Jeff Inman	2015
Cody Dickson	2016-17
Sam Street	2018
Stephen Alemais	2018
Cam Vieaux	2018
Sean Keselica	2019
Ryan Valdes	2019
Cody Bolton	2019

## - 44 -

Ron Wright	1999
------------	------



# ALL-TIME ROSTER: NUMERICAL

*Curve*

Derrick Lankford	2000
Ryan Vogelsong	2002
Shawn Camp	2003
Brad Guy	2003
Elio Serrano	2004
Matt Peterson	2005-07
Kyle Bloom	2008-09
Justin Wilson	2010
Aaron Poreda	2012
Stefan Welch	2012
Jameson Taillon	2013
Dan Cevette	2013
Taylor Hearn	2018
Blake Weiman	2018
Jerrick Suiter	2019
Oneil Cruz	2019

## - 45 -

Eddy Furniss	2000
Jim Dougherty	2002
Nick Gravelle	2002
Brad Guy	2002
Kris Benson	2002
John Van Benschoten	2003
Tom Evans	2004
Yurendell De Caster	2004
Paul Stewart	2005
Tim Leiper (Manager)	2006
Luis Munoz	2007
Joshua Hill	2008-09
Jared Hughes	2009
Ronald Uviedo	2010
Kyle McPherson	2012
Gerrit Cole	2012
Stolmy Pimentel	2013
Johnny Hellweg	2017
Cody Bolton	2019

## - 46 -

Enrique Burgos	1999
Dale Sveum (Manager)	2001-2003
John Wehner	2004
Tom Evans	2005
Rafael Alvarez	2006
Pat Bresnahan	2007
Olio Astacio	2007
Ray Searage (Pitching Coach)	2007
Milver Reyes	2008
Eddie Prash	2009
Jared Hughes	2009-10
Rudy Owens	2010
Mike Loree	2011
Mike Crotta	2011
Jhonathan Ramos	2012
Andrew Lambo	2012
Kenn Kasperek	2013-14
Tom Prince (Manager)	2015
Kevin Krause	2018
Nick Mears	2019

## - 47 -

Aaron Burnside	2002
Landon Jacobsen	2003-06
Ron Chiavacci	2006
Tim Leiper (Manager)	2007
Brian Rogers	2008
Jared Hughes	2008
Lincoln Holdzkorn	2009
Michael Dubee	2009
Tom Filer (Pitching Coach)	2010
Wally Whitehurst (Pitching Coach)	2011
Ryan Beckman	2013-14
Josh Bell	2015
Jin-De Jhang	2016-18

## - 48 -

Chris Spurling	2002
Blake Stein	2004
Patrick O'Brien	2004
Brad Eldred	2004-05
Romulo Sanchez	2005

Blaine Neal	2006
Jason Roach	2007
Juan Mateo	2008-09
Jena Machi	2009
Rudy Owens	2010
Jason Townsend	2012
Logan Kensing	2012
Tyler Waldron	2013
Francisco Liriano	2013
Miguel Perez (Coach)	2015
Clay Holmes	2019

## - 49 -

Joan Montero	2014
Collin Balester	2014
Charlie Morton	2015
Steven Brault	2015
Dovydas Neverauskas	2016
Tomas Morales	2016-17
Christian Kelley	2018
Sean Brady	2019
Robbie Glendinning	2019

## - 50 -

A.J. Morris	2014
Charlie Morton	2014
Tyler Sample	2014
Justin Meccage (Pitching Coach)	2015
David Whitehead	2016
Luis Heredia	2017
Jameson Taillon	2017
Bret Helton	2018

## - 51 -

Justin Meccage (Pitching Coach)	2016
---------------------------------	------

## - 52 -

Jason Townsend	2014
Matt Nevarez	2014
Tyler Sample	2015
Clay Holmes	2016
John Kuchno	2017
Joel Hanrahan (Pitching Coach)	2019

## - 53 -

Stan Kyles (Pitching Coach)	2013
James McDonald	2013
Keon Broxton	2014
Jeremy Bleich	2015
Rob Scahill	2015
Robert Stock	2015
Alex McRae	2016
Greg Picart (Coach)	2017
Logan Hill	2018
Arden Pabst	2019

## - 54 -

Duke Welker	2011
Donnie Veal	2011
Hunter Strickland	2012
Stolmy Pimentel	2014

## - 55 -

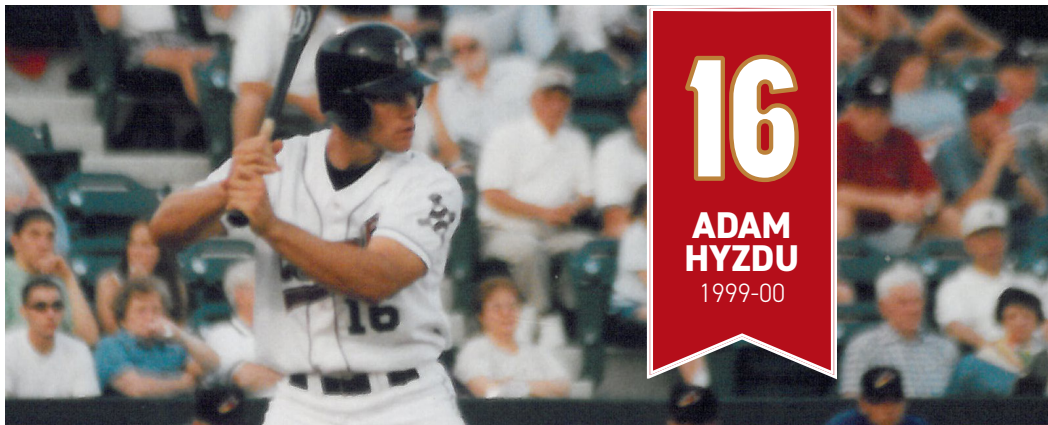
Blake Stein	2004
Matt Winters (Hitting Coach)	2005
Nerio Rodriguez	2006
Shane Youman	2006
Nerio Rodriguez	2007
Ajay Soler	2007
Josh Shortslef	2008

## - 56 -

Andrew Lorraine	2004
Mike Crudale	2004
David Lundquist	2004
Franklin Perez	2006
Josh Shortslef	2007
Luis Munoz	2008

## TRIPLE PLAY BASEBALL

On May 27, 2010 in Akron, the Altoona Curve turned the second-ever triple play in franchise history. Previously, the lone triple play in team history occurred on May 2, 2001. In 2010, Chase d'Arnaud caught a line drive off the bat of John Drennen, stepped on second and threw to first to get an innings worth of work complete in a matter of moments. The first triple play came against Harrisburg, a 2-6-4 groundout, J.R. House to Shaun Skrehot to Chris Peterson.



It didn't take long for the city of Altoona to show the critics who said the area was too small to support a professional baseball team that it has as knowledgeable and caring fans as anywhere minor league baseball is played. It didn't take Adam Hyzdu long to discover that fact either.

When the minor league veteran signed as a free agent with the Pirates shortly after being released by the Red Sox organization early in the 1999 season, Curve fans were just getting used to their new team and its beautiful new ballpark. Few probably even knew the names of the players they were cheering for. But soon, everyone knew about Hyzdu.

He was the club's Most Valuable Player during the inaugural 1999 season, batting .316 with 24 home runs and 78 RBI in just 91 games, before earning a late-season promotion to Triple-A. Most people thought they had seen the last of Hyzdu in a Curve uniform.

However, after a less-than-intent look from the Pirates in major league spring training, and much to the surprise of the fans of Altoona, Hyzdu returned to the Curve for the 2000 season. Although perhaps initially upset about returning to the Double-A level for the fifth time in his career, Hyzdu tore up Eastern League pitching and in return won the hearts of Curve fans. In 142 games for the 2000 Curve, he batted .290 with team records for home runs (31) and RBI (106) and earned the Eastern League's Most Valuable Player Award. By the middle of the season, the entire city of Altoona was campaigning for Hyzdu's promotion to the major leagues.

And just when it appeared as though Adam Hyzdu's 11th season as a professional baseball player would end without a major league at-bat, he had the week of his life. On September 4th, following a season-ending loss to Akron, his number 16 jersey was retired by the Curve—an honor not normally bestowed upon a minor league baseball player. Then, just four days later, Hyzdu received the call he had been waiting for—he was heading to the major leagues with the Pittsburgh Pirates! He singled in his first major league at-bat on September 8th and 12 days later hit his first major league home run against the Philadelphia Phillies at Veterans Stadium.

After returning to the minor leagues to open 2001, he was recalled by the Pirates in May and spent the majority of the season with the major league club. On July 4th that season, in his hometown of Cincinnati, Hyzdu hit two homers against the Reds, bringing his baseball playing career full circle from the days when he was belting home runs at Moeller High School.

After spending parts of the 2002 and 2003 seasons with Pittsburgh, Hyzdu left the Pirates' organization to join the Boston Red Sox system in 2004. After hitting .301 with 29 homers and 79 RBI for Triple-A Pawtucket, Adam was rewarded with a September call-up to the playoff-bound Boston Red Sox and had a chance to remain with the club as the Sox did the unthinkable and won the franchise's first World Series title since 1918.

In 2005, despite spending most of the season in the minor leagues with both the Padres and Red Sox organizations, Hyzdu appeared in 29 big league games between San Diego and Boston, marking the sixth season in which he had seen action in the major leagues. 2005 also brought a milestone in Adam's career as he appeared in a major league postseason game for the first time.

The 2006 season saw Hyzdu appear for his fourth major league team as he played in two games for the Texas Rangers after signing with the club as a minor league free agent in November 2005. Hyzdu spent the 2007 season in Japan before announcing his retirement at the end of the year, capping off an 18-year playing career.

## HYZDU ALTOONA STATS

YR	CLUB	AVG	G	AB	R	H	2B	3B	HR	RBI	BB	SO	SB	CS	E
99	Altoona (AA)	.316	91	345	64	109	26	2	24	78	40	62	8	4	11
00	Altoona (AA)	.290	142	514	96	149	39	2	31	106	94	102	3	7	1

## THE LEGEND OF HYZDU

Adam Hyzdu's two-year stint in Altoona left quite a dent on the record books as he still holds the franchise's single-season marks in six different offensive categories:

Home Runs .....	31	Runs.....	96
RBI .....	106	Extra-Base Hits .....	72
Games played.....	142	Slugging %.....	.612

# POSTSEASON HISTORY

*Curve*

## 2003

### 2003 SOUTHERN DIVISION SERIES - Akron Aeros def. Altoona Curve, 3 games to 1

DATE	SITE	RESULT	WINNER	LOSER	SAVE	ATT.
September 3	Akron	L, 2-8	Paul Rigidon	Landon Jacobsen	None	6,773
September 4	Akron	W, 4-3	Mike Johnston	Kazuhiro Tadano	Todd Ozias	8,026
September 5	ALTOONA	L, 6-11	Jose Vargas	John VanBenschoten	None	7,097
September 6	ALTOONA	L, 0-8	Kyle Evans	Ian Oquendo	None	5,583

Akron wins Best-of-Five Series, 3-1

## 2004

### 2004 SOUTHERN DIVISION SERIES - Altoona Curve def. Erie SeaWolves, 3 games to 0

DATE	SITE	RESULT	WINNER	LOSER	SAVE	ATT.
September 9	ALTOONA	W, 14-2	Zach Duke	Kyle Sleeth	None	4,869
September 10	ALTOONA	W, 8-3	Tom Gorzelanny	Matt Roney	None	5,221
September 11	Erie	W, 14-4	Bobby Bradley	Rick Kirsten	None	4,183

Altoona wins Best-of-Five Series, 3-0

### 2004 EL CHAMPIONSHIP SERIES - New Hampshire Fisher Cats def. Altoona Curve, 3 games to 0

DATE	SITE	RESULT	WINNER	LOSER	SAVE	ATT.
September 14	ALTOONA	L, 4-5	Brandon League	Blake Stein	Jordan DeJong	4,438
September 15	ALTOONA	L, 4-5	Chris Baker	Tom Gorzelanny	Jordan DeJong	4,093
September 18	Manchester	L, 0-2	Francisco Rosario	Ian Snell	Brandon League	3,394

New Hampshire wins Best-of-Five Series, 3-0, to win Eastern League Championship

### 2004 POSTSEASON BATTING STATS

Player	AVG	G	AB	R	H	2B	3B	HR	RBI	BB	SO
Jorge Cortes	.318	6	22	2	7	1	0	0	2	3	3
Chris Duffy	.407	6	27	8	11	2	1	0	7	3	4
Brad Eldred	.231	6	26	5	6	1	0	1	4	2	9
Tom Evans	.435	6	23	2	10	2	0	2	6	3	5
Nate McLouth	.320	6	25	5	8	2	0	1	7	2	2
Mike Moriarty	.250	6	24	5	6	2	0	1	5	3	6
Kevin Nicholson	.000	1	1	0	0	0	0	0	0	0	0
Ronny Paulino	.348	6	23	6	8	1	0	0	0	0	4
Ray Sadler	.273	6	22	6	6	0	0	1	2	3	4
Shaun Skrehot	.381	6	21	5	8	1	1	0	3	2	3
<b>Total</b>	<b>.327</b>	<b>214</b>	<b>44</b>	<b>70</b>	<b>12</b>	<b>2</b>	<b>6</b>	<b>36</b>	<b>21</b>	<b>40</b>	

### 2004 POSTSEASON PITCHING STATS

Player	W-L	ERA	G	GS	SV	IP	H	R	ER	HR	BB	SO
Bobby Bradley	1-0	5.40	1	1	0	5.0	7	3	3	2	2	4
Bryan Bullington	0-0	7.20	1	1	0	5.0	6	4	4	1	1	5
Eddi Candelario	0-0	9.00	1	0	0	1.0	2	1	1	1	0	1
Zach Duke	1-0	2.25	2	2	0	12.0	14	4	3	0	0	10
Tom Gorzelanny	1-1	1.00	2	0	0	9.0	5	1	1	1	0	7
Neal McDade	0-0	0.00	4	0	0	8.1	4	0	0	0	2	7
Jeff Miller	0-0	9.00	1	0	0	1.0	2	1	1	0	0	1
Ian Snell	0-1	5.00	2	2	0	9.0	15	5	5	3	1	10
Blake Stein	0-1	10.80	1	0	0	1.2	5	2	2	0	0	1
Shane Youman	0-0	0.00	1	0	0	1.0	0	0	0	0	1	0
<b>Totals</b>	<b>3-3</b>	<b>3.40</b>	<b>6</b>	<b>6</b>	<b>0</b>	<b>53.0</b>	<b>60</b>	<b>21</b>	<b>20</b>	<b>8</b>	<b>7</b>	<b>46</b>

## 2005

### 2005 SOUTHERN DIVISION SERIES - Akron Aeros def. Altoona Curve, 3 games to 2

GAME 1 - Sept. 7 at Akron		L, 7-11
ALT	3 00 000 400	7 11 0
AKR	5 11 011 02x	11 15 0

WP: Jeremy Bowers LP: Eddi Candelario SV: --  
 HR: ALT - Stansberry, Clark; AKR - Larkin, Ochoa  
 ATTENDANCE: 4,728  
 NOTES: ALT SP Eddi Candelario allowed eight runs on 12 hits in 4.1 IP...ALT Howie Clark 3-R HR in 7th

GAME 2 - Sept. 8 at Akron		L, 4-6
ALT	0 00 003 100	4 10 1
AKR	0 00 300 30x	6 11 2

WP: Chris Cooper LP: Brady Borner  
 SV: Edward Mujica  
 HR: ALT - Boeve, Maldonado  
 ATTENDANCE: 4,621  
 NOTES: ALT tied game 3-3 in 6th with 3-R HR by Adam Boeve, took 4-3 lead in 7th on solo HR by Carlos Maldonado...AKR took lead in 7th with 2-out, 2-R single by Nathan Panther

GAME 3 - Sept. 9 vs. Akron		W, 3-0
AKR	0 00 000 000	0 4 0
ALT	0 20 100 00x	3 7 0

WP: Tom Gorzelanny LP: Rafael Perez SV: --  
 HR: ALT - Boeve, Bonifay  
 ATTENDANCE: 4,547  
 NOTES: ALT took lead on 2-R HR by Adam Boeve in 2nd...Josh Bonifay solo HR in 4th...ALT SP Tom Gorzelanny threw first complete-game shutout in Curve playoff history & set single-game strikeout record (9.0 IP, 4 H, 0 R, 0 BB, 13 SO)

GAME 4 - Sept. 10 vs. Akron		W, 6-3
AKR	0 01 000 200	3 5 0
ALT	0 20 020 20x	6 12 0

WP: Hansel Izquierdo LP: Jake Dittler  
 SV: Matt Capps  
 HR: ALT - Bonifay; AKR - Mulhern, Larkin  
 ATTENDANCE: 4,255  
 NOTES: ALT Carlos Maldonado RBI GO, Javier Guzman RBI 1B in 2nd...ALT Craig Stansberry RBI 1B, Josh Bonifay RBI 1B in 5th...AKR closed within one in 7th with solo HRs by Ryan Mulhern & Shaun Larkin...ALT Bonifay 2-R HR in 7th...Bonifay 2-4, HR, 3 RBI

GAME 5 - Sept. 11 at Akron		L, 4-6
ALT	0 10 210 000	4 9 1
AKR	0 00 301 11x	6 15 2

WP: Travis Foley LP: Justin Kaye  
 SV: Edward Mujica  
 HR: ALT - Boeve 2  
 ATTENDANCE: 3,642  
 NOTES: ALT Adam Boeve solo HR in 2nd...ALT Boeve 2-R HR in 4th to give Curve 3-0 lead...AKR tied score in 4th with 2-R 2B by Javi Herrera...ALT took 4-3 lead in 5th on Josh Bonifay SF...AKR tied score in 6th with Eider Torres single, took lead in 7th on Jonathan Van Every single



Tom Gorzelanny set the Curve's single-game strikeout record with 13 in Game 3 of the 2005 Division Series

### 2005 POSTSEASON BATTING STATS

Player	AVG	G	AB	R	H	2B	3B	HR	RBI	BB	SO
Adam Boeve	.368	5	19	5	7	2	0	4	10	1	7
Josh Bonifay	.350	5	20	3	7	1	0	2	5	0	8
Howie Clark	.211	5	19	2	4	1	0	1	3	2	1
Jorge Cortes	.211	5	19	0	4	0	0	0	0	0	5
Tom Evans	.385	5	13	5	5	1	0	0	0	8	2
Javier Guzman	.316	5	19	3	6	1	1	0	1	0	5
C. Maldonado	.263	5	19	2	5	0	0	1	2	0	4
Craig Stansberry	.200	5	20	4	4	0	0	1	2	3	2
Rich Thompson	.318	5	22	0	7	2	0	0	1	0	3
<b>Totals</b>	<b>.288</b>	<b>5</b>	<b>170</b>	<b>24</b>	<b>49</b>	<b>8</b>	<b>1</b>	<b>9</b>	<b>24</b>	<b>14</b>	<b>37</b>

### 2005 POSTSEASON PITCHING STATS

Player	W-L	ERA	G	GS	SV	IP	H	R	ER	HR	BB	SO
Brady Borner	0-1	6.75	3	0	0	4.0	5	3	3	0	0	5
Eddi Candelario	0-1	16.62	1	1	0	4.1	12	8	8	2	1	3
Matt Capps	0-0	0.00	2	0	1	2.0	1	1	0	0	0	1
Tom Gorzelanny	1-0	0.00	1	1	0	9.0	4	0	0	0	0	13
Hansel Izquierdo	1-0	4.26	1	1	0	6.1	5	3	3	2	0	4
James Johnson	0-0	18.00	1	0	0	1.0	1	2	2	0	2	2
Justin Kaye	0-1	9.00	2	0	0	2.0	3	2	2	0	2	0
Matt Peterson	0-0	4.76	1	1	0	5.2	6	3	3	0	1	3
Jonas Roach	0-0	3.38	2	0	0	2.2	5	1	1	0	1	1
Ben Shaffar	0-0	0.00	1	0	0	1.0	0	0	0	0	0	1
Shane Youman	0-0	6.75	1	1	0	4.0	8	3	3	0	0	3
<b>Totals</b>	<b>3-2</b>	<b>5.36</b>	<b>5</b>	<b>5</b>	<b>1</b>	<b>42</b>	<b>50</b>	<b>26</b>	<b>25</b>	<b>4</b>	<b>8</b>	<b>36</b>

## 2006

### 2006 SOUTHERN DIVISION SERIES - Akron Aeros def. Altoona Curve, 3 games to 2

GAME 1 - Sept. 6 at Akron		L, 10-12
ALT	0 10 002 007	10 14 1
AKR	0 11 253 00x	12 14 4
WP: Adam Miller LP: Jason Roach		
SV: Jim Ed Warden		
HR: AKR - Ochoa, Mulhern		
ATTENDANCE: 7,800		
NOTES: ALT Neil Walker 2-5, 2B, 3B, 3 RBI		

GAME 2 - Sept. 7 at Akron		L, 0-12
ALT	000 000 000	0 9 1
AKR	1101 000 000	12 11 1
WP: Aaron Laffey LP: Josh Shortslef SV: --		
HR: AKR - J. Sandberg, Barton		
ATTENDANCE: 7,688		
NOTES: AKR 11 runs in 1st inning...ALT SP Josh Shortslef 0.2 IP, 7 H, 8 ER...AKR SP Aaron Laffey 6.0 IP, 6 H, 0 R, 0 BB, 9 SO		

GAME 3 - Sept. 8 vs. Akron		W, 4-1
AKR	000 001 000	1 8 0
ALT	020 001 01x	4 8 1
WP: Landon Jacobsen LP: Sean Smith		
SV: Brandon Knight		
HR: ALT - Sadler, Roneberg		
ATTENDANCE: 4,508		
NOTES: Ray Salder 2-R HR in 2nd...Brett Roneberg solo HR in 6th...Landon Jacobsen 6 IP, 1 R		

GAME 4 - Sept. 9 vs. Akron		W, 3-1
AKR	000 000 100	1 5 2
ALT	200 001 00x	3 5 0
WP: Wardell Starling LP: Jensen Lewis SV: Blaine Neal		
HR: --		
ATTENDANCE: 3,472		
NOTES: ALT SP Wardell Starling 6.1 IP, 3 H, 1 R...ALT Simon Pond 1-3, BB, 2 RBI		

GAME 5 - Sept. 10 at Akron		L, 2-5
ALT	000 011 000	2 10 0
AKR	100 300 10x	5 6 0
WP: Tony Sipp LP: Nerio Rodriguez SV: Jim Ed Warden		
HR: ALT - Sadler; AKR - Snyder		
ATTENDANCE: 6,206		
NOTES: ALT Brad Snyder 3-R HR in 4th		

### 2006 POSTSEASON BATTING STATS

Player	AVG	G	AB	R	H	2B	3B	HR	RBI	BB	SO
Brian Bixler	.250	5	20	3	5	3	0	0	1	2	7
Brandon Chaves	.133	5	15	2	2	1	0	0	0	3	5
Javier Guzman	.476	5	21	0	10	2	1	0	1	2	1
Taber Lee	.000	1	1	0	0	0	0	0	0	0	0
Brent Lillibridge	.000	2	2	0	0	0	0	0	0	1	1
Octavio Martinez	.250	2	4	0	1	0	0	0	0	0	2
A. McCutchen	.182	5	22	3	4	0	0	0	1	1	4
Simon Pond	.200	5	20	2	4	1	0	0	4	1	5
Pedro Powell	.250	4	4	1	1	0	0	0	0	1	2
Milver Reyes	.154	5	13	0	2	1	0	0	0	0	5
Brett Roneberg	.389	5	18	4	7	2	0	1	4	3	4
Ray Sadler	.267	4	15	3	4	1	0	2	3	0	5
Neil Walker	.300	5	20	1	6	1	1	0	4	1	5
<b>Totals</b>	<b>.263</b>	<b>5</b>	<b>175</b>	<b>19</b>	<b>46</b>	<b>12</b>	<b>2</b>	<b>3</b>	<b>18</b>	<b>15</b>	<b>46</b>

### 2006 POSTSEASON PITCHING STATS

Player	W-L	ERA	G	GS	SV	IP	H	R	ER	HR	BB	SO
Mike Connolly	0-0	13.50	1	0	0	2.0	4	3	3	1	0	0
David Davidson	0-0	2.45	2	0	0	3.2	1	1	1	0	3	4
Chris Hernandez	0-0	10.80	2	0	0	3.1	3	4	4	1	2	2
Brandon Knight	0-0	0.00	2	0	1	2.0	2	0	0	0	2	3
Blaine Neal	0-0	0.00	2	0	1	3.2	2	0	0	0	0	2
Matt Peterson	0-0	5.40	1	0	0	1.2	5	5	1	1	0	0
Jason Roach	0-1	10.80	1	1	0	3.1	5	4	4	0	3	0
Nerio Rodriguez	0-1	7.20	1	1	0	5.0	4	4	4	1	0	3
Josh Shortslef	0-1	108.0	1	1	0	0.2	7	8	8	1	1	1
Wardell Starling	1-0	1.42	1	1	0	6.1	3	1	1	0	3	5
Jorge Vasquez	0-0	0.00	3	0	0	4.1	2	0	0	0	1	1
<b>Totals</b>	<b>2-3</b>	<b>5.79</b>	<b>5</b>	<b>5</b>	<b>2</b>	<b>42</b>	<b>44</b>	<b>31</b>	<b>27</b>	<b>5</b>	<b>16</b>	<b>23</b>

## 2010

### 2010 WESTERN DIVISION SERIES - Altoona Curve def. Harrisburg Senators, 3 games to 1

GAME 1 - Sept. 8 vs. Harrisburg		L, 5-10
HAR	050 000 050	10 12 2
ALT	300 000 002	5 7 2
WP: Tom Milone LP: Rudy Owens SV: --		
HR: ALT - Harrison		
ATTENDANCE: 3,099		
NOTES: ALT Josh Harrison 2-R HR in 1st...HAR scored 5 runs in 2nd against ALT SP Rudy Owens		

GAME 2 - Sept. 9 vs. Harrisburg		W, 6-4
HAR	100 020 100	4 10 2
ALT	010 230 00x	6 7 2
WP: Derek Hankins LP: Adrian Alaniz		
SV: Daniel Moskos		
HR: --		
ATTENDANCE: 3,414		
NOTES: ALT Andrew Lambo 2-4, 2 2B, 3 RBI		

GAME 3 - Sept. 10 at Harrisburg		W, 7-2
ALT	003 000 220	7 12 0
HAR	000 000 002	2 6 1
WP: Justin Wilson LP: Ryan Tatusko SV: --		
HR: ALT - Harrison, C. d'Arnaud; HAR - A. Fox		
ATTENDANCE: 4,119		
NOTES: ALT SP Justin Wilson 6.0 IP, 2 H, 0 R, 7 SO...ALT Matt Hague 3-R go-ahead 2B in 3rd...ALT Chase d'Arnaud & Josh Harrison back-to-back solo HR in 7th		

GAME 4 - Sept. 11 at Harrisburg		W, 10-5
ALT	034 100 110	10 5 1
HAR	020 001 020	5 7 0
WP: Tony Watson LP: Tanner Roark		
SV: Daniel Moskos		
HR: ALT - Durham, Mercer, Lambo, Gimenez, C. d'Arnaud; HAR - J. Solano, Marrero		
ATTENDANCE: 3,051		
NOTES: ALT SP Tony Watson 6.2 IP, 4 H, 3 R, 2 ER...ALT Miles Durham 3-R HR in 2nd...ALT Jordy Mercer 2-R HR in 3rd...ALT Andrew Lambo 2-R HR in 3rd...Lambo 3-4, 2 R, HR, 3 RBI...Durham 2-4, R, HR, 3 RBI		



## EASTERN LEAGUE CHAMPIONSHIPS since 1999

Akron.....	5	New Britain* .....	1
Trenton.....	4	New Haven .....	1
New Hampshire .....	3	Norwich .....	1
Altoona .....	2	Portland .....	1
Binghamton .....	1	Reading* .....	1
Bowie .....	1	<i>Reading &amp; New Britain were declared co-champions in 2001 due to a stoppage of play in professional baseball</i>	
Harrisburg .....	1		

Since the Eastern League adopted its current postseason format in 1983, only four teams have swept their way through all six playoff games: the Albany-Colonie Yankees in 1991, the Trenton Thunder in 2013, the Altoona Curve in 2017 and the New Hampshire Fisher Cats in 2018



## 2010 EL CHAMPIONSHIP SERIES - Altoona Curve def. Trenton Thunder, 3 games to 1

GAME 1 - Sept. 14 vs. Trenton L, 2-3 (10)												
TRN	0	0	1	0	1	0	0	0	1	3	10	2
ALT	1	0	1	0	0	0	0	0	0	2	7	0

WP: Andrew Brackman LP: Bryan Morris

SV: --

HR: ALT - C. d'Arnaud

ATTENDANCE: 5,501

NOTES: TRN SP Andy Pettitte (rehab) 5.0 IP, 6 H, 2 R, 2 ER, 1 BB, 4 SO...ALT Chase d'Arnaud lead-off HR in 1st...ALT SP Rudy Owens 5 IP, 2 R, 7 SO...TRN Austin Romine go-ahead 1B in 10th...ALT Josh Harrison 2-5, RBI



Three-time American League All-Star Andy Pettitte started Game 1 of the 2010 ELCS for Trenton at Blair County Ballpark

GAME 2 - Sept. 15 vs. Trenton W, 6-4												
TRN	0	0	1	0	1	0	2	0	4	9	1	
ALT	1	0	4	0	0	0	1	x	6	5	1	

WP: Jeff Locke LP: Dellin Betances

SV: Daniel Moskos

HR: ALT - Harrison, Mercer 2; TRN - A. Romine, Brewer

ATTENDANCE: 3,197

NOTES: ALT Josh Harrison solo HR in 1st...ALT Jordy Mercer 2-R HR in 3rd, solo HR in 8th...ALT SP Jeff Locke 7 IP, 2 R, 1 ER, 2 BB, 8 SO

GAME 4 - Sept. 18 at Trenton W, 5-2												
ALT	0	0	0	2	2	0	0	1	5	10	0	
TRN	0	0	1	0	0	0	1	0	2	5	2	

WP: Tony Watson LP: Manny Banuelos

SV: Daniel Moskos

HR: TRN - Sublett

ATTENDANCE: 3,095

NOTES: ALT Jim Negrych go-ahead, 2-R 1B in 4th...ALT Matt Hague RBI 1B, Jim Negrych RBI 2B in 5th...ALT Chase d'Arnaud RBI 1B in 8th...ALT SP Tony Watson 6 IP, 5 H, 2 R, 2 BB, career-high 10 SO...ALT Jared Hughes 2 IP, 0 H, 0 R, 2 SO...ALT Daniel Moskos 1 IP, 0 H, 0 R, 1 BB, 2 SO

GAME 3 - Sept. 17 at Trenton W, 5-0												
ALT	0	1	0	0	3	0	1	0	0	5	8	1
TRN	0	0	0	0	0	0	0	0	0	0	7	1

WP: Justin Wilson LP: Adam Warren

SV: Daniel Moskos

HR: ALT - Lambo, Norman

ATTENDANCE: 3,351

NOTES: ALT SP Justin Wilson 7 IP, 5 H, 0 R, 1 BB, 3 SO...ALT Andrew Lambo solo HR in 2nd...Josh Harrison 2-R 1B in 5th...Anthony Norman solo HR to lead off 7th...Rained out on 9/16



The Curve won their first Eastern League title on September 18, 2010 in Trenton

## 2010 POSTSEASON BATTING STATS

Player	AVG	G	AB	R	H	2B	3B	HR	RBI	BB	SO
Yung Chi Chen	.400	3	5	2	2	0	0	0	0	1	1
Chase d'Arnaud	.290	8	31	8	9	1	0	3	5	5	9
J. De Los Santos	.250	4	8	2	2	0	0	0	0	2	4
Miles Durham	.333	7	21	3	7	0	0	1	4	2	4
Hector Gimenez	.154	8	26	2	4	1	0	1	2	6	11
Matt Hague	.161	8	31	5	5	2	0	0	4	5	3
Josh Harrison	.297	8	37	6	11	2	0	3	7	1	3
Andrew Lambo	.281	8	32	6	9	2	0	2	7	3	7
Jordy Mercer	.189	8	37	5	7	1	0	3	6	0	16
Jim Negrych	.348	6	23	3	8	2	0	0	3	2	5
Anthony Norman	.286	5	14	4	4	0	0	1	3	3	6
<b>Totals</b>	<b>.246</b>	<b>8</b>	<b>276</b>	<b>46</b>	<b>68</b>	<b>11</b>	<b>0</b>	<b>14</b>	<b>41</b>	<b>30</b>	<b>75</b>

## 2010 POSTSEASON PITCHING STATS

Player	W-L	ERA	G	GS	SV	IP	H	R	ER	HR	BB	SO
Michael Colla	0-0	0.00	1	0	0	2.0	2	0	0	0	1	2
Michael Dube	0-0	18.00	3	0	0	3.0	9	7	6	1	2	4
Derek Hankins	1-0	6.75	2	0	0	4.0	7	3	3	2	2	5
Craig Hansen	0-0	7.71	2	0	0	2.1	4	2	2	0	2	0
Jared Hughes	0-0	0.00	3	0	0	8.1	1	0	0	0	3	9
Jeff Locke	1-0	1.54	2	2	0	11.2	10	5	2	0	6	13
Bryan Morris	0-1	3.00	2	0	0	3.0	4	1	1	0	1	5
Daniel Moskos	0-0	0.00	6	0	5	6.1	2	0	0	0	3	8
Rudy Owens	0-1	8.10	2	2	0	6.2	11	7	6	0	5	9
Tony Watson	2-0	2.84	2	2	0	12.2	9	5	4	3	4	14
Justin Wilson	2-0	0.00	2	2	0	13.0	7	0	0	0	6	10
<b>Totals</b>	<b>6-2</b>	<b>2.96</b>	<b>8</b>	<b>8</b>	<b>5</b>	<b>73.0</b>	<b>66</b>	<b>30</b>	<b>24</b>	<b>6</b>	<b>35</b>	<b>79</b>

# 2015

## 2015 WESTERN DIVISION SERIES - Bowie Baysox def. Altoona Curve, 3 games to 1

GAME 1 - Sept. 9 vs. Bowie W, 8-7												
BOW	0	7	0	0	0	0	0	0	7	12	3	
ALT	0	0	0	1	4	0	0	3	8	14	3	

WP: Montana DuRapau LP: Andrew Triggs SV: --

HR: ALT - Barnes, Meadows

ATTENDANCE: 2,691

NOTES: ALT Barrett Barnes grand slam in 5th...ALT Austin Meadows tying 2-R HR in 9th...ALT Jacob Stallings walk-off single...ALT bullpen combined for 7.1 scoreless innings

GAME 2 - Sept. 10 vs. Bowie L, 0-7												
BOW	1	0	0	2	0	0	1	3	7	11	0	
ALT	0	0	0	0	0	0	0	0	0	8	1	

WP: Nick Additon LP: Tyler Eppler SV: --

HR: BOW - M. Yastrzemski

ATTENDANCE: 2,359

NOTES: BOW Corban Joseph 3-5, 2 R, RBI...BOW SP Nick Additon 6 IP, 6 H, 0 R, 1 BB, 4 SO...ALT SP Tyler Eppler 6 IP, 6 H, 3 ER, BB, 2 SO

GAME 3 - Sept. 11 at Bowie L, 3-11												
ALT	0	2	0	0	0	0	1	0	3	9	1	
BOW	3	0	0	1	2	4	1	x	11	14	2	

WP: Chris Lee LP: Steven Brault SV: --

HR: BOW - Latimore 2

ATTENDANCE: 2,781

NOTES: ALT SP Steven Brault 4.2 IP, 9 H, 6 ER, 2 BB, SO...BOW Quincy Latimore 4-5, 3 R, 2 HR, 2 BB, 6 RBI



On September 9, 2015, Austin Meadows hit a game-tying, two-run homer in the bottom of the ninth and Jacob Stallings hit a walk-off single two batters later to cap a comeback after trailing 7-0



GAME 4 - Sept. 12 at Bowie L, 0-3												
ALT	0	0	0	0	0	0	0	0	0	3	0	
BOW	2	1	0	0	0	0	0	x	3	5	0	

WP: David Hess LP: Jason Creasy

SV: Andrew Triggs

HR: BOW - M. Yastrzemski, Latimore, Rosa

ATTENDANCE: 1,425

NOTES: BOW solo HR in 1st by Mike Yastrzemski and Quincy Latimore...BOW solo HR in 2nd by Garabaz Rosa...BOW SP David Hess 7 IP, 1 H, 0 R, 2 BB, 3 SO...ALT Adam Frazier 2-4

## 2015 POSTSEASON BATTING STATS

Player	AVG	G	AB	R	H	2B	3B	HR	RBI	BB	SO
Stetson Allie	.077	4	13	0	1	0	0	0	1	1	2
Barrett Barnes	.214	4	14	4	3	0	0	1	5	1	2
Adam Frazier	.294	4	17	1	5	0	0	0	0	1	2
Austin Meadows	.400	4	15	3	6	2	0	1	2	2	1
Max Moroff	.250	4	16	1	4	1	0	0	0	2	4
Jose Osuna	.111	4	18	1	2	0	0	0	0	0	6
Jacob Stallings	.412	4	17	0	7	2	0	0	1	0	3
Sebastian Valle	.143	2	7	0	1	0	0	0	0	1	2
Andy Vasquez	.000	1	3	0	0	0	0	0	0	0	0
Erich Weiss	.333	2	6	0	2	0	0	0	0	1	1
Eric Wood	.250	3	12	1	3	0	0	0	1	0	4
<b>Totals</b>	<b>.246</b>	<b>4</b>	<b>138</b>	<b>11</b>	<b>34</b>	<b>5</b>	<b>0</b>	<b>2</b>	<b>10</b>	<b>9</b>	<b>27</b>

## 2015 POSTSEASON PITCHING STATS

Player	W-L	ERA	G	GS	SV	IP	H	R	ER	HR	BB	SO
Steven Brault	0-1	11.57	1	1	0	4.2	9	6	6	1	2	1
Jason Creasy	0-1	4.50	1	1	0	6.0	5	3	3	3	1	5
M. DuRapau	1-0	0.00	1	0	0	2.0	1	0	0	0	0	1
Tyler Eppler	0-1	4.50	1	1	0	6.0	6	3	3	1	1	2
Felipe Gonzalez	0-0	4.50	1	0	0	2.0	2	1	1	0	1	3
Tom Harlan	0-0	5.40	1	0	0	1.2	2	2	1	1	1	1
John Kuchno	0-0	0.00	1	0	0	1.2	2	0	0	0	0	1
Chad Kuhl	0-0	21.60	1	1	0	1.2	6	7	4	0	1	2
Brett McKinney	0-0	0.00	2	0	2	2.2	2	0	0	0	3	3
J. Medina	0-0	40.50	1	0	0	0.2	2	3	3	0	2	0
Clarito Perez	0-0	13.50	2	0	0	2.0	4	3	3	0	2	1
Josh Smith	0-0	0.00	2	0	0	3.0	1	0	0	0	1	4
<b>Totals</b>	<b>1-3</b>	<b>6.35</b>	<b>4</b>	<b>4</b>	<b>0</b>	<b>34</b>	<b>42</b>	<b>28</b>	<b>24</b>	<b>6</b>	<b>15</b>	<b>24</b>

## 2016

### 2016 WESTERN DIVISION SERIES - Akron RubberDucks def. Altoona Curve, 3 games to 1

GAME 1 - Sept. 7 vs. Akron	L, 8-12
AKR 1 0 2 0 0 6 3 0	12 18 0
ALT 3 2 1 0 1 0 1 0	8 15 0

WP: Grant Sides LP: Miguel Rosario SV: --  
HR: AKR - Stamets, Papi; ALT - Allie, Feliz 2  
ATTENDANCE: 2,291

NOTES: ALT Anderson Feliz 2 solo HR...ALT Stetson Allie 2-4, HR...AKR Mike Papi 3-5, HR, 3 RBI...AKR Eric Stamets 4-5, 3 R, HR, 2 RBI

GAME 2 - Sept. 8 vs. Akron	W, 3-1
AKR 0 0 0 0 1 0 0 0	1 4 0
ALT 2 0 0 0 0 1 0 0 x	3 9 0

WP: Clay Holmes LP: Michael Peoples  
SV: Jared Lakind  
HR: ALT - Allie  
ATTENDANCE: 2,568

NOTES: ALT SP Clay Holmes 5.2 IP, 4 H, 1 ER, 5 SO...ALT Erich Weiss RBI 1B, Barrett Barnes SF in 1st...ALT Stetson Allie solo HR in 6th

GAME 3 - Sept. 9 at Akron	L, 4-9
ALT 0 0 0 4 0 0 0 0	4 9 1
AKR 0 2 2 0 0 0 1 4 x	9 10 1

WP: Cameron Hill LP: Cody Dickson  
SV: Cole Sulser  
HR: AKR - Papi  
ATTENDANCE: 4,166

NOTES: AKR Mike Papi 3-5, 2 R, HR, 5 RBI...ALT Kevin Newman 3-5, 2B, 3B, 2 RBI

GAME 4 - Sept. 11 at Akron	L, 0-1 (10)
ALT 0 0 0 0 0 0 0 0 0	0 1 1
AKR 0 0 0 0 0 0 0 0 1	1 3 0

WP: Louis Head LP: Brett McKinney SV: --  
HR: --  
ATTENDANCE: 2,871

NOTES: ALT SP Brandon Waddell 7 IP, 1 H, 0 R, 2 BB, 5 SO...AKR SP Nick Pasquale 8 IP, 1 H, 0 R, 3 BB, 7 SO...AKR Mike Papi one-out 2B in 10th, followed by Eric Haase walk-off single

## CURVE PLAYOFFS vs. EL

TEAM	HOME	ROAD	TOTAL	SERIES	TEAM	HOME	ROAD	TOTAL	SERIES
Akron	6-4	1-11	7-15	0-5	Harrisburg	1-1	2-0	3-1	1-0
Bowie	2-1	2-2	4-3	1-1	New Hamp.	0-2	0-1	0-3	0-1
Erie	2-0	1-0	3-0	1-0	Trenton	2-1	4-0	6-1	2-0

### 2016 POSTSEASON BATTING STATS

Player	AVG	G	AB	R	H	2B	3B	HR	RBI	BB	SO
Stetson Allie	.429	4	14	3	6	1	0	2	2	3	3
Barrett Barnes	.200	4	15	1	3	0	0	0	2	1	2
Chris Diaz	.000	2	4	0	0	0	0	0	1	2	1
Elvis Escobar	.000	2	5	0	0	0	0	0	0	0	3
Edwin Espinal	.059	4	17	1	1	0	0	0	0	0	3
Anderson Feliz	.200	4	15	2	3	0	0	2	2	2	3
Jin-De Jhang	.286	4	14	0	4	2	0	0	2	0	3
Tomas Morales	.250	1	4	0	1	0	0	0	0	0	1
Kevin Newman	.538	3	13	3	7	3	1	0	3	1	2
Jonathan Schwind	.222	3	9	1	2	0	0	0	1	0	2
Erich Weiss	.333	4	12	2	4	1	0	0	1	2	3
Eric Wood	.273	4	11	2	3	2	0	0	0	4	1
Totals	.256	4	133	15	34	9	1	4	14	15	27

### 2016 POSTSEASON PITCHING STATS

Player	W-L	ERA	G	GS	SV	IP	H	R	ER	HR	BB	SO
Cody Dickson	0-1	6.23	1	0	0	4.1	4	4	3	0	5	4
M. DuRapau	0-0	5.40	2	0	0	1.2	2	1	1	1	0	1
Trey Haley	0-0	0.00	1	0	0	1.2	0	0	0	0	1	2
Clay Holmes	1-0	1.59	1	1	0	5.2	4	1	1	0	2	5
Nick Kingham	0-0	13.50	1	1	0	2.2	4	4	4	0	4	3
Jared Lakind	0-0	0.00	1	0	1	1.1	0	0	0	0	1	3
Junior Lopez	0-0	20.25	2	0	0	1.1	3	3	3	1	1	2
Brett McKinney	0-1	3.86	1	0	0	2.1	2	1	1	0	1	4
Alex McRae	0-0	9.00	1	1	0	6	12	6	6	1	0	3
Miguel Rosario	0-1	18.00	1	0	0	1	3	2	2	0	1	1
Josh Smith	0-0	27.00	2	0	0	0.1	0	1	1	0	1	0
Brandon Waddell	0-0	0.00	1	1	0	7	1	0	0	0	2	5
Totals	1-3	5.60	4	4	1	35.1	35	23	22	3	19	33

## 2017

### 2017 WESTERN DIVISION SERIES - Altoona Curve def. Bowie Baysox, 3 games to 0

GAME 1 - Sept. 7, 2017 at Bowie	W, 2-0
ALT 0 0 0 0 1 0 1 0 0	2 9 2
BOW 0 0 0 0 0 0 0 0 0	0 1 0

WP: Mitch Keller LP: David Hess SV: --  
HR: --  
ATTENDANCE: 1,238

NOTES: ALT Jordan George RBI 1B in 5th...ALT Mitchell Tolman RBI 1B in 7th...ALT SP Mitch Keller 9 IP, 1 H, 0 R, 2 BB, 4 SO complete-game shutout on 90 pitches & faced minimum

GAME 2 - Sept. 8 at Bowie	W, 8-4
ALT 0 0 3 0 3 0 2 0 0	8 12 1
BOW 0 0 3 0 1 0 0 0 0	4 7 0

WP: Alex McRae LP: Alec Asher SV: --  
HR: ALT - Suchy; BOW - Rosa, Mullins  
ATTENDANCE: 1,488

NOTES: ALT Elvis Escobar go-ahead RBI 2B, Michael Suchy RBI 2B, Mitchell Tolman RBI 1B in 5th...Suchy 2-R HR in 7th...ALT Yeady Garcia 2 IP, 0 R...ALT Tate Scioneaux 1 IP, 0 R

GAME 3 - Sept. 9 vs. Bowie	W, 6-1
BOW 0 0 0 1 0 0 0 0 0	1 8 0
ALT 2 0 0 1 1 2 0 0 x	6 9 0

WP: Austin Coley LP: Lucas Long SV: --  
HR: ALT - Reyes, Mathisen; BOW - Stewart  
ATTENDANCE: 3,156

NOTES: ALT SP Austin Coley 7 IP, 6 H, 1 ER, BB, 3 SO...ALT Tanner Anderson 2 IP, 2 H, 0 R...ALT Pablo Reyes solo HR in 5th...ALT Wyatt Mathisen 2-R HR in 6th

### 2017 EL CHAMPIONSHIP SERIES - Altoona Curve def. Trenton Thunder, 3 games to 0

GAME 1 - Sept. 12 at Trenton	W, 2-1
ALT 0 0 0 0 1 0 1 0 0	2 7 0
TRN 0 0 0 0 0 0 0 1 0	1 9 1

WP: Brandon Waddell LP: Dillon Tate  
SV: Tanner Anderson  
HR: --  
ATTENDANCE: 2,062

NOTES: ALT SP Brandon Waddell 6 IP, 5 H, 0 R, 0 BB, 6 SO...ALT Mitchell Tolman RBI 1B in 5th...ALT Elvis Escobar RBI 1B in 7th...ALT Tanner Anderson 1.2 IP, 1 H, 0 R, 2 SO

GAME 2 - Sept. 13 at Trenton	W, 4-2
ALT 0 0 0 0 3 1 0 0 0	4 9 0
TRN 0 0 0 0 1 0 0 1 0	2 8 2


WP: J.T. Brubaker LP: Justus Sheffield  
SV: Yeady Garcia  
HR: --  
ATTENDANCE: 2,005


NOTES: ALT SP J.T. Brubaker 8.0 IP, 8 H, 2 R, 1 ER, 1 BB, 6 SO...ALT Yeady Garcia 1.0 IP, 0 H, 0 R, 1 BB, 2 SO...ALT Jordan George RBI 1B, Elvis Escobar RBI 1B, Kevin Kramer RBI BB in 5th...Escobar RBI 1B in 6th

GAME 3 - Sept. 14 vs. Trenton	W, 4-2
TRN 0 2 0 0 0 0 0 0 0	2 4 2
ALT 0 0 0 0 4 0 0 x	4 7 0

WP: Mitch Keller LP: Will Carter  
SV: Tate Scioneaux  
HR: --  
ATTENDANCE: 3,656

NOTES: ALT SP Mitch Keller 7.1 IP, 4 H, 2 ER, 1 BB, 8 SO...ALT Johnny Hellweg 0.2 IP, 0 H, 0 R, 1 BB...ALT Tate Scioneaux 1.0 IP, 0 H, 0 BB, 0 R, 3 SO...ALT Jerrick Suiter RBI BB in 5th...ALT Jin-De Jhang 3-R 3B with two outs in 5th





On September 7, 2017, Mitch Keller threw the second complete-game shutout in Curve postseason history



## 2017 POSTSEASON BATTING STATS

Player	AVG	G	AB	R	H	2B	3B	HR	RBI	BB	SO
Elvis Escobar	.348	6	23	2	8	1	0	0	6	0	8
Jordan George	.158	6	19	1	3	0	0	0	1	4	1
Casey Hughston	.000	5	5	2	0	0	0	0	0	1	3
Jin-De Jhang	.333	6	21	4	7	1	2	0	5	3	1
Kevin Kramer	.077	4	13	1	1	0	0	0	2	3	3
Wyatt Mathisen	.235	6	17	2	4	0	0	1	2	6	4
Pablo Reyes	.211	5	19	4	4	0	0	1	1	4	5
Jonathan Schwind	.333	1	3	2	1	0	0	0	0	0	1
Michael Suchy	.348	6	23	3	8	1	0	1	3	1	5
Jerrick Suiter	.273	6	22	3	6	3	0	0	2	4	6
Mitchell Tolman	.333	6	24	1	8	0	0	0	3	4	6
Cole Tucker	.600	2	5	1	3	2	0	0	0	0	0
<b>Totals</b>	<b>.273</b>	<b>6</b>	<b>194</b>	<b>26</b>	<b>53</b>	<b>8</b>	<b>2</b>	<b>3</b>	<b>25</b>	<b>30</b>	<b>43</b>

## 2017 POSTSEASON PITCHING STATS

Player	W-L	ERA	G	GS	SV	IP	H	R	ER	HR	BB	SO
Tanner Anderson	0-0	0.00	2	0	1	3.2	3	0	0	0	0	3
J.T. Brubaker	1-0	1.13	1	1	0	8	8	2	1	0	1	6
Austin Coley	1-0	1.29	1	1	0	7	6	1	1	1	1	3
Yeady Garcia	0-0	0.00	2	0	1	3	2	0	0	0	1	4
Johnny Hellweg	0-0	0.00	1	0	0	0.2	0	0	0	0	0	1
Luis Heredia	0-0	6.75	1	0	0	1.1	3	1	1	0	0	1
Mitch Keller	2-0	1.10	2	2	0	16.1	5	2	2	0	3	12
Alex McRae	1-0	6.00	1	1	0	6	4	4	2	2	3	3
Tate Scioneaux	0-0	0.00	2	0	1	2	1	0	0	0	0	4
Brandon Waddell	1-0	0.00	1	1	0	6	5	0	0	0	0	6
<b>Totals</b>	<b>6-0</b>	<b>1.50</b>	<b>6</b>	<b>6</b>	<b>3</b>	<b>54</b>	<b>37</b>	<b>10</b>	<b>9</b>	<b>3</b>	<b>9</b>	<b>42</b>

## 2018

### 2018 WESTERN DIVISION SERIES - Akron RubberDucks def. Altoona Curve, 3 games to 1

#### GAME 1 - Sept. 5 at Akron L, 2-5

ALT	1	0	0	0	1	0	0	0	0	2	5	1
AKR	0	0	3	0	1	0	1	0	0	5	7	0

WP: Kyle Dowdy LP: Cam Vieaux

SV: Jordan Milbrath

HR: AKR - Donaldson

ATTENDANCE: 3,207

NOTES: AKR Josh Donaldson 2-R HR in 3rd...

ALT Cole Tucker 1-3, 3B, BB, 2 R...AKR Kyle

Dowdy 6.2 IP, 4 R, 2 R, 2 BB, 6 SO

#### GAME 4 - Sept. 8 vs. Akron L, 0-9

AKR	2	0	3	0	0	0	4	0	0	9	15	0
ALT	0	0	0	0	0	0	0	0	0	0	9	1

WP: Sean Brady LP: Dario Agrazal SV: --

HR: AKR - Calica

ATTENDANCE: 2,898

NOTES: AKR Sean Brady 7 IP, 7 H, 0 R, 0 BB,

3 SO...AKR Andrew Calica 3-5, 2 R with 3-R

HR in 3rd...AKR Mark Mathias 3-5, RBI...ALT

Jin-De Jhang 3-4

#### GAME 2 - Sept. 6 at Akron L, 1-2 (10)

ALT	1	0	0	0	0	0	0	0	0	1	5	1
AKR	0	0	0	0	0	1	0	0	0	2	3	0

WP: Jordan Milbrath LP: Matt Eckelman SV: --

HR: ALT - Tucker; AKR - Rodriguez

ATTENDANCE: 3,419

NOTES: ALT Cole Tucker lead-off HR in 1st...ALT

Eduardo Vera 8 IP, 2 H, 1 R, 1 BB, 3 SO...AKR Jake

Paulson 7 IP, 5 H, 1 R, 2 BB, 4 SO...AKR Nellie

Rodriguez walk-off HR on first pitch in 10th

#### GAME 3 - Sept. 7 vs. Akron W, 8-5

AKR	5	0	0	0	0	0	0	0	0	5	9	0
ALT	0	0	0	0	5	0	0	3	x	8	9	1

WP: Blake Weiman LP: Argenis Angulo

SV: Matt Eckelman

HR: ALT - Tucker

ATTENDANCE: 3,385

NOTES: ALT Cole Tucker game-tying grand slam

in 5th...ALT Logan Hill go-ahead fielder's choice

followed by Jordan George 2-R single in 8th



On September 7, 2018, Cole Tucker hit a game-tying grand slam as the Curve erased a 5-0 deficit with a five-run fifth. It was the second grand slam in the Curve's postseason history.

## 2018 POSTSEASON BATTING STATS

Player	AVG	G	AB	R	H	2B	3B	HR	RBI	BB	SO
Stephen Alemais	.273	4	11	1	3	0	0	0	0	2	2
Will Craig	.143	4	14	1	2	0	0	0	0	2	4
Jordan George	.214	4	14	0	3	0	0	0	2	2	0
Ke'Bryan Hayes	.313	4	16	1	5	0	0	0	1	0	3
Logan Hill	.154	4	13	1	2	0	0	0	1	2	5
Jin-De Jhang	.400	4	15	2	6	0	0	0	0	1	1
Christian Kelley	.167	2	6	0	1	0	0	0	0	1	2
Arden Pabst	.250	1	4	1	1	0	0	0	1	0	1
Alfredo Reyes	.000	1	3	0	0	0	0	0	0	0	1
Bryan Reynolds	.071	4	14	0	1	1	0	0	1	1	3
Cole Tucker	.267	4	15	4	4	0	1	2	5	1	1
Totals	.224	4	125	11	28	1	1	2	11	12	24

## 2018 POSTSEASON PITCHING STATS

Player	W-L	ERA	G	GS	SV	IP	H	R	ER	HR	BB	SO
Dario Agrazal	0-1	19.29	1	1	0	2.1	6	5	5	1	3	2
Matt Eckelman	0-1	4.50	2	0	1	2	3	1	1	1	0	2
Geoff Hartlieb	0-0	0.00	1	0	0	1.2	1	0	0	0	1	2
Bret Helton	0-0	0.00	1	0	0	1	1	0	0	0	0	2
Scotter Hightower	0-0	0.00	1	0	0	1	0	0	0	0	0	1
Sean Keselica	0-0	27.00	1	0	0	1.1	6	4	4	0	1	0
James Marvel	0-0	9.00	1	1	0	5	6	5	5	0	2	4
Tate Scioneaux	0-0	0.00	1	0	0	2	1	0	0	0	0	3
Logan Sendelbach	0-0	0.00	1	0	0	2.2	1	0	0	0	1	2
Eduardo Vera	0-0	1.13	1	1	0	8	2	1	1	0	1	3
Cam Vieaux	0-1	5.40	1	1	0	5	5	4	3	1	3	3
Blake Weiman	1-0	3.00	2	0	0	3	2	1	1	0	0	3
<b>Totals</b>	<b>1-3</b>	<b>5.14</b>	<b>4</b>	<b>4</b>	<b>1</b>	<b>35</b>	<b>34</b>	<b>21</b>	<b>20</b>	<b>3</b>	<b>12</b>	<b>27</b>

## EL POSTSEASON APPEARANCES since 1999

Trenton.....	12	Erie.....	5
Akron.....	11	Portland.....	5
Altoona.....	9	New Hampshire.....	4
Reading.....	8	Norwich/Connecticut.....	4
Harrisburg.....	7	New Britain.....	3
Binghamton.....	6	New Haven.....	3
Bowie.....	5	Richmond.....	2



April 9, 1999  
at Reading  
L, 6-2

Tike Redman CF  
Chris Wimmer 2B  
Alex Hernandez RF  
Ron Wright 1B  
Kevin Haverbusch 3B  
Mel Rosario C  
Garrett Long LF  
Luis Figueroa SS  
Paul Ah Yat P



April 4, 2002  
vs. Harrisburg  
W, 7-5

Shaun Skrehot SS  
Tony Alvarez CF  
Rico Washington 3B  
Shawn Garrett LF  
J.R. House C  
Carlos Rivera 1B  
J.J. Davis RF  
Victor Rodriguez 2B  
Justin Reid P



April 7, 2005  
at Reading  
L, 5-4

Rajai Davis CF  
Jorge Cortes RF  
Jose Bautista 3B  
Brad Eldred 1B  
Ronny Paulino C  
Scott Neuberger LF  
Victor Mercedes 2B  
Brandon Chaves SS  
Mike Connolly P



April 3, 2008  
vs. Reading  
L, 8-3

James Boone CF  
Shelby Ford 2B  
Jonel Pacheco LF  
Brad Corley RF  
Jason Delaney 1B  
Luis Cruz SS  
Melvin Dorta 3B  
Miguel Perez C  
Kyle Bloom P



April 7, 2011  
at Erie  
L, 3-2

Brock Holt 2B  
Starling Marte CF  
Jordy Mercer SS  
Tony Sanchez C  
Miles Durham 1B  
Quincy Latimore LF  
Jeremy Farrell 3B  
Eric Fryer DH  
Brad Chalk RF  
Bryan Morris P



April 7, 2000  
vs. Harrisburg  
W, 7-3

Rob Mackowiak RF  
Rico Washington 2B  
Adam Hyzdu LF  
Alex Hernandez CF  
Kevin Haverbusch 3B  
Eddy Furniss 1B  
Humberto Cota C  
Luis Figueroa SS  
Brian O'Connor P



April 3, 2003  
at Reading  
L, 8-7

Chris Duffy CF  
Jose Castillo SS  
Brett Roneberg 1B  
Josh Bonifay LF  
Shawn Garrett RF  
Kevin Nicholson 2B  
Chris Heintz C  
Joe Caruso 3B  
Ben Shaffar P



April 6, 2006  
vs. Trenton  
W, 4-3

Rich Thompson CF  
Craig Stansberry 2B  
Rafael Alvarez DH  
Travis Chapman 3B  
Simon Pond 1B  
Adam Boeve RF  
Vic Buttler LF  
Javier Guzman SS  
Carlos Maldonado C  
Mike Connolly P



April 8, 2009  
at Erie  
L, 8-7

Brian Friday SS  
Jim Negrych 2B  
Jose Tabata CF  
Jonel Pacheco LF  
Jamie Romak 1B  
Steve Lerud C  
Brad Corley RF  
Pedro Lopez DH  
Angel Gonzalez 3B  
Tony Watson P



April 5, 2012  
vs. Erie  
W, 7-4

Robbie Grossman CF  
Brock Holt SS  
Jarek Cunningham 2B  
Tony Sanchez C  
Andrew Lambo RF  
Jeremy Farrell 3B  
Matt Curry 1B  
Ramon Cabrera DH  
Quincy Latimore LF  
Mike Colla P



April 6, 2001  
at Erie  
L, 7-2

Jayson Bass LF  
Richard Paz 2B  
J.R. House C  
Darren Burton CF  
Rico Washington 3B  
J.J. Davis RF  
Dan Meier DH  
Lee Evans 1B  
Shaun Skrehot SS  
John Grabow P



April 8, 2004  
vs. Portland  
W, 3-2

Chris Duffy CF  
Nate McLouth RF  
Kevin Nicholson 3B  
Ray Navarrete 1B  
Ronny Paulino C  
Ray Sadler DH  
Gary Thomas LF  
Jeff Keppinger 2B  
Brandon Chaves SS  
Ian Snell P



April 9, 2007  
at Akron  
L, 5-4

Andrew McCutchen CF  
Vic Buttler LF  
Neil Walker 3B  
Randy Ruiz DH  
Adam Boeve RF  
Brett Roneberg 1B  
Javier Guzman 2B  
Brandon Chaves SS  
Milver Reyes C  
Josh Shortleif P



April 8, 2010  
vs. Harrisburg  
W, 5-1

Gorkys Hernandez CF  
Chase d'Arnaud SS  
Jordy Mercer 3B  
Miles Durham RF  
Hector Gimenez C  
Alex Presley LF  
Josh Harrison 2B  
Matt Hague 1B  
Mike Crotta P



April 4, 2013  
at Erie  
L, 10-6

Mel Rojas, Jr. CF  
Jarek Cunningham 2B  
Matt Curry 1B  
Andrew Lambo LF  
Adalberto Santos 3B  
Alex Dickerson RF  
Carlos Paulino C  
Gift Ngoepe SS  
Drew Maggi DH  
Brandon Cumpton P



# OPENING DAY INFO

*Curve*



April 5, 2014  
vs. Erie  
L, 2-0 (7)

Alen Hanson	SS
Gift Ngoepe	2B
Stetson Allie	1B
Justin Howard	DH
Willy Garcia	RF
Jarek Cunningham	3B
Mel Rojas, Jr.	CF
Elias Diaz	C
Keon Broxton	LF
Adrian Sampson	P



April 9, 2015  
at Harrisburg  
W, 1-0

Keon Broxton	CF
Chris Stewart	C
Josh Bell	1B
Willy Garcia	LF
Stetson Allie	RF
Eric Wood	3B
Max Moroff	2B
Gift Ngoepe	SS
Angel Sanchez	P



April 7, 2016  
vs. Harrisburg  
L, 10-6

Harold Ramirez	CF
Erich Weiss	2B
Jose Osuna	1B
Reese McGuire	C
Eric Wood	3B
Stetson Allie	RF
Justin Maffei	LF
Chris Diaz	SS
Jason Creasy	P



April 7, 2017  
at Harrisburg  
W, 5-3

Kevin Newman	SS
Pablo Reyes	CF
Kevin Kramer	2B
Edwin Espinal	3B
Jordan Luplow	LF
Connor Joe	1B
Michael Suchy	RF
Zane Chavez	C
Alex McRae	P



April 5, 2018  
vs. Akron  
W, 6-5

Cole Tucker	SS
Stephen Alemais	2B
Will Craig	1B
Logan Hill	DH
Bryan Reynolds	RF
Ke'Bryan Hayes	3B
Pablo Reyes	CF
Elvis Escobar	LF
Christian Kelley	C
J.T. Brubaker	P



April 4, 2019  
at Akron  
W, 5-0

Jared Oliva	CF
Bralin Jackson	LF
Bligh Madris	RF
Jerrick Suiter	1B
Logan Hill	DH
Hunter Owen	3B
Mitchell Tolman	2B
Arden Pabst	C
Alfredo Reyes	SS
James Marvel	P

## ALTOONA CURVE OPENING DAY MISCELLANEOUS STATISTICS

By Opponent	Records Breakdown	Misc. Info
vs. Akron	2-1	Open at Home
vs. Binghamton	0-0	Open on the Road
vs. Bowie	0-0	Open vs. AL affiliate
vs. Erie	1-5	Open vs. NL affiliate
vs. Harrisburg	5-1	Open vs. own division
vs. New Britain	0-0	Open vs. other division
vs. New Hampshire	0-0	
vs. Portland	1-0	
vs. Reading	0-4	
vs. Richmond	0-0	
vs. Trenton	1-0	

**Earliest Opening Day Game:**  
April 3, 2x, last - 2008 vs. Reading

**Latest Opening Day Game:**  
April 9, 3x, last - 2015 at Harrisburg

**Last Opening Day Win (Team):**  
2019 at Akron (5-0)

**Last Opening Day Win (Starter)**  
2019 - James Marvel at Akron

## ALL-TIME OPENING DAY STARTING PITCHERS

Listed below is each Opening Day starting pitchers and his line since the franchise's first season in 1999

YEAR	PLAYER	OPPONENT	DEC.	FINAL LINE	FINAL SCORE
1999	Paul Ah Yat	@ Reading	ND	1.0 IP, 0 H, 0 R, 0 ER, 0 BB, 1 SO*	L, 6-2
2000	Brian O'Connor	Harrisburg	W	5.0 IP, 2 H, 0 R, 0 ER, 4 BB, 4 SO	W, 7-3
2001	John Grabow	@ Erie	L	5.1 IP, 4 H, 4 R, 3 ER, 2 BB, 4 SO	L, 7-2
2002	Justin Reid	Harrisburg	ND	3.2 IP, 5 H, 2 R, 2 ER, 0 BB, 4 SO	W, 7-5
2003	Ben Shaffar	@ Reading	ND	4.1 IP, 5 H, 5 R, 1 ER, 0 BB, 4 SO	L, 8-7
2004	Ian Snell	Portland	W	5.0 IP, 4 H, 0 R, 0 ER, 1 BB, 6 SO	W, 3-2
2005	Mike Connolly	@ Reading	L	0.0 IP, 0 H, 1 R, 1 ER, 1 BB, 0 SO#	L, 5-4
2006	Mike Connolly	Trenton	ND	5.0 IP, 4 H, 1 R, 1 ER, 1 BB, 7 SO	W, 4-3
2007	Josh Shortslef	@ Akron	L	4.0 IP, 5 H, 3 R, 2 ER, 1 BB, 8 SO	L, 5-4
2008	Kyle Bloom	Reading	L	3.2 IP, 5 H, 6 R, 6 ER, 3 BB, 2 SO	L, 8-3
2009	Tony Watson	@ Erie	L	3.2 IP, 3 H, 5 R, 5 ER, 4 BB, 2 SO	L, 8-7
2010	Mike Crotta	Harrisburg	W	6.0 IP, 1 H, 1 R, 1 ER, 1 BB, 4 SO	W, 5-1
2011	Bryan Morris	@ Erie	ND	4.1 IP, 4 H, 2 R, 2 ER, 5 BB, 3 SO	L, 3-2
2012	Mike Colla	Erie	ND	4.0 IP, 5 H, 3 R, 3 ER, 2 BB, 3 SO	W, 7-4
2013	Brandon Crompton	@ Erie	L	5.0 IP, 6 H, 4 R, 4 ER, 2 BB, 6 SO	L, 10-6
2014	Adrian Sampson	Erie	L	6.0 IP, 5 H, 2 R, 2 ER, 0 BB, 6 SO	L, 2-0 (7)
2015	Angel Sanchez	@ Harrisburg	ND	6.0, 3 H, 0 R, 0 ER, 1 BB, 3 SO	W, 1-0
2016	Jason Creasy	Harrisburg	ND	6.0, 7 H, 3 R, 2 ER, 2 BB, 1 SO	L, 10-6
2017	Alex McRae	@ Harrisburg	W	5.0 IP, 7 H, 1 R, 1 ER, 1 BB, 9 SO	W, 5-3
2018	J.T. Brubaker	Akron	ND	5.0 IP, 4 H, 3 R, 1 ER, 2 BB, 8 SO	W, 6-5
2019	James Marvel	@ Akron	W	6.0 IP, 1 H, 0 R, 0 ER, 0 BB, 9 SO	W, 5-0

\*Left game after one inning because game was suspended by rain

#Left game after facing one batter because game was suspended by rain

HISTORY RECORDS

## YEAR-BY-YEAR RESULTS IN HOME OPENERS

YEAR	DATE	OPPONENT	RESULT	ATT.	NOTES
1999	April 15	Bowie	W, 6-1	6,171	Six scoreless innings, seven strikeouts by starting pitcher Bronson Arroyo (W)
2000	April 7	Harrisburg	W, 7-3	6,133	Curve jump out to 5-0 lead to back five scoreless innings by Brian O'Conner (W)
2001	April 9	Reading	W, 6-3	6,220	Five-run first inning fuels Altoona's first win of the season
2002	April 4	Harrisburg	W, 7-5	6,408	Two runs in the eighth prove to be the difference
2003	April 10	Reading	W, 4-1	5,539	Sean Burnett (W) throws 5.2 scoreless innings for first Double-A win
2004	April 8	Portland	W, 3-2	5,667	Ian Snell (W) pitches five scoreless frames
2005	April 14	Erie	W, 7-3	6,182	Paul Maholm (W) allowed two unearned runs over six innings
2006	April 6	Trenton	W, 4-3	5,767	Rafael Alvarez tripled, scored on ground out to break 3-3 tie in eighth
2007	April 12	Reading	L, 7-6	4,555	Altoona's 5-4 lead crumbles with Reading's three-run eighth
2008	April 3	Reading	L, 8-3	6,736	Reading's four-run fourth chases Curve starter Kyle Bloom after eight runs allowed
2009	April 16	Erie	L, 3-0	5,174	Jamie Romak broke up no-hitter with two-out double in the 9th; 7 IP, 0 H by Erie's Alfredo Figaro
2010	April 8	Harrisburg	W, 5-1	4,252	Michael Crotta (W) pitches six one-hit, one-run frames; Four Altoona runs in fifth
2011	April 14	Richmond	W, 2-0	4,604	Aaron Thompson (W) 6 scoreless IP; Miles Durham RBI-double in 4th, Jordy Mercer solo-HR in 5th
2012	April 5	Erie	W, 7-4	5,354	Curve total 14 hits from every member of the lineup
2013	April 11	Harrisburg	W, 5-4	3,647	Casey Sadler (W) pitches 6 innings, 3 runs allowed; 3 hits, HR by Jarek Cunningham
2014	April 5	Erie	L, 2-0	4,139	Erie swept doubleheader; First two games on April 3 and 4 postponed
2015	April 16	Akron	W, 2-1 (11)	4,464	First home opener to go to extra innings; Eric Wood walk-off walk
2016	April 7	Harrisburg	L, 10-6	4,027	Harrisburg 8 runs from sixth inning on, Curve scored 5 vs. Harrisburg bullpen
2017	April 13	Akron	W, 3-2	7,313	Two homers by Kevin Kramer, including tie-breaker in eighth inning
2018	April 5	Akron	W, 6-5	5,024	Curve stun Akron with six-run eighth; Logan Hill go-ahead three-run HR
2019	April 11	Akron	W, 3-2 (12)	5,023	Six scoreless, one-hit innings by Cam Veaux; Bligh Madris walk-off single

## YEAR-BY-YEAR RESULTS ON JULY 4

YEAR	SITE	OPPONENT	RESULT	ATT.	NOTES
1999	Erie	Erie	W, 14-4	2,479	Craig Wilson grand slam, five total RBIs; two HRs, four RBIs by Tike Redman
2000	ALTOONA	Reading	L, 9-5	7,443	Reading plates six in ninth, spoils strong start by Sam McConnell (7 IP, 3 R, 1 ER)
2001	Akron	Akron	W, 10-6	6,067	Shaun Krehot triples twice, doubles; Four-run sixth opened up Altoona lead
2002	ALTOONA	Reading	L, 4-0	8,139	Reading's Ken Pumphrey spins complete-game, five-hit shutout
2003	ALTOONA	Erie	W, 11-5	9,137	Sean Burnett (W, 7 IP, 10 H, 4 R) earns 10th win behind big offensive output
2004	ALTOONA	Harrisburg	W, 2-0 (8)	9,163	Rain-shortened; Neal McDade (W) gets win after 7 scoreless innings, two Curve runs in 7th
2005	ALTOONA	Erie	L, 5-4	8,712	Jose Bautista HR in 4th inning, Josh Bonifay two-run HR in 9th pulls Curve within one
2006	Reading	Reading	L, 5-0	5,823	Reading's Zack Segovia seven-hit, complete-game shutout; Two-HR, four-RBI game for Gary Burnham
2007	Trenton	Trenton	L, 10-0 (5)	7,575	Rain-shortened; Brett Smith pitched no-hitter; Trenton hit 7 doubles and RBIs from 6 players
2008	ALTOONA	Harrisburg	L, 12-2	8,288	Curve bullpen tagged for 11 runs after five one-run innings by Kyle Bloom
2009	ALTOONA	Bowie	W, 1-0	8,151	Sixth-inning single by Miles Durham plates game's only run
2010	Reading	Reading	L, 6-4	7,625	Vance Worley (6 IP, 3 R) out-pitched Jared Hughes (5.2 IP, 6 R)
2011	ALTOONA	Akron	L, 7-1	7,920	Joe Beimel makes rehab start (1 IP, 0 R); Akron scores all 7 runs in 5 innings vs. Jeff Locke
2012	ALTOONA	Reading	L, 1-0	8,485	Second-inning error leads to only run of the game
2013	ALTOONA	Erie	W, 15-7	8,422	Three hits, two doubles and four RBIs by Carlos Paulino; 17 hits total by Curve
2014	ALTOONA	Harrisburg	W, 4-2	8,845	Justin Howard's pinch-hit, two-run homer breaks 1-1 tie in sixth inning
2015	ALTOONA	Harrisburg	L, 11-9	8,774	26 total hits and 10 extra-base hits combined; 8 strikeouts on 5 IP by Tyler Glasnow
2016	Akron	Akron	L, 5-3	8,221	Middle-inning, solo homers by Claudio Bautista and Clint Frazier make the difference
2017	ALTOONA	Binghamton	W, 6-0	8,796	8 scoreless innings by Tanner Anderson (W); Kevin Newman knocks in 4 runs, hits two-run HR
2018	ALTOONA	Trenton	L, 8-3	8,573	Trenton cranks out 14 hits, Ryan Bollinger (W) strikes out nine over 6 IP
2019	ALTOONA	Erie	W, 6-5 (10)	8,806	Walk-off, two-run 2B by Robbie Glendinning, first walk-off win & extra-inning game on July 4

## CURVE RECORD ON HOLIDAYS

The Curve play on five holidays each year. A complete record of the team's performance on those days is listed below.

HOLIDAY	OVERALL	HOME	ROAD	HOLIDAY	OVERALL	HOME	ROAD
Mother's Day	10-12 <sup>1</sup>	4-5	6-7	Independence Day	9-12	7-8	2-4
Memorial Day	9-12 <sup>2</sup>	2-7	7-5	Labor Day	9-12	4-6	5-6
Father's Day	12-8 <sup>3</sup>	5-6	7-2				

<sup>1</sup>Split a doubleheader at Harrisburg in 2007

<sup>2</sup>Played a doubleheader vs. Binghamton in 2000 and rained out in 2004 vs. New Britain

<sup>3</sup>Rained out at Binghamton in 2019



Both the home opener and July 4 games for the 2019 Curve went to extra innings and each resulted in walk-off wins for Altoona. It was the first time in franchise history that both games went to extra innings in the same season.

# TEAM AWARDS

## 1999

Most Valuable Player ..... Adam Hyzdu  
Fireman of the Year ..... Matt Duff

## 2000

Most Valuable Player ..... Adam Hyzdu  
Fireman of the Year ..... Brian Smith

## 2001

Most Valuable Player ..... Shaun Skrehot  
Fireman of the Year ..... Tony Pavlovich

## 2002

Most Valuable Player ..... Carlos Rivera  
Fireman of the Year ..... Chris Spurling

## 2003

Most Valuable Player ..... Sean Burnett  
Fireman of the Year ..... Todd Ozias

## 2004

Most Valuable Player ..... Chris Duffy  
Fireman of the Year ..... Jeff Miller  
Teammate of the Year ..... Nate McLouth

## 2005

Most Valuable Player ..... Jose Bautista  
Pitcher of the Year ..... Brady Borne  
Teammate of the Year ..... Josh Bonifay  
King of Swing ..... Josh Bonifay

## 2006

Most Valuable Player ..... Brett Roneberg  
Pitchers of the Year ..... Shane Youman  
..... Landon Jacobsen  
Unsung Hero ..... Brandon Chavez  
King of Swing ..... Ray Sadler

## 2007

Most Valuable Player ..... Steve Pearce  
Pitcher of the Year ..... Matt Peterson  
Unsung Hero ..... Brian Peterson  
King of Swing ..... Adam Boeve

## 2008

Most Valuable Player ..... Jonel Pacheco  
Pitcher of the Year ..... Juan Mateo  
Unsung Hero ..... Milver Reyes  
Big Plays of the Year ..... Brad Corley

## 2009

Most Valuable Player ..... Pedro Alvarez  
Pitcher of the Year ..... Yoslan Herrera  
Unsung Hero ..... Miguel Perez

## 2010

Most Valuable Player ..... Hector Gimenez  
Pitcher of the Year ..... Rudy Owens  
Fireman of the Year ..... Daniel Moskos  
Unsung Hero ..... Josh Harrison  
Iron Man of the Year ..... Matt Hague

## 2011

Most Valuable Player ..... Starling Marte  
Pitcher of the Year ..... Kyle McPherson  
Fireman of the Year ..... Bryan Morris  
Unsung Hero ..... Mike Colla  
Iron Man of the Year ..... Brock Holt

## 2012

Most Valuable Player ..... Brock Holt  
Pitcher of the Year ..... Phil Irwin  
Fireman of the Year ..... Vic Black  
Unsung Hero ..... Matt Curry

## 2013

Most Valuable Player ..... Alex Dickerson  
Pitcher of the Year ..... Casey Sadler  
Unsung Heroes ..... Justin Howard  
..... David Bormberg  
Fireman of the Year ..... Luis Sanz  
Iron Man of the Year ..... Jarek Cunningham

## 2014

Most Valuable Player ..... Elias Diaz  
Pitcher of the Year ..... Adrian Sampson  
Fireman of the Year ..... Kenn Kasperek  
Unsung Hero ..... Drew Maggi  
Iron Man of the Year ..... Willy Garcia

## 2015

Most Valuable Player ..... Max Moroff  
Pitcher of the Year ..... Chad Kuhl  
Fireman of the Year ..... Jhondaniel Medina  
Unsung Hero ..... Adam Frazier

## 2016

Most Valuable Player ..... Barrett Barnes  
Pitcher of the Year ..... Cody Dickson  
Fireman of the Year ..... Montana DuRapau  
Unsung Heroes ..... Jonathan Schwind  
..... Eric Wood  
Iron Man of the Year ..... Erich Weiss

## 2017

Most Valuable Player ..... Edwin Espinal  
Pitchers of the Year ..... Alex McRae  
..... Austin Coley  
Fireman of the Year ..... Tate Scioneaux  
Unsung Hero ..... Jerick Suiter

## 2018

Most Valuable Player ..... Will Craig  
Pitcher of the Year ..... Cam Vieaux  
Defender of the Year ..... Ke'Bryan Hayes  
Unsung Hero ..... Jordan George  
Teammate of the Year ..... Logan Rattledge  
Fan Appreciation Award ..... Cole Tucker

## 2019

Most Valuable Player ..... Jared Oliva  
Pitchers of the Year ..... Pedro Vazquez  
..... Beau Sulser  
Fireman of the Year ..... Matt Eckelman  
Unsung Hero ..... Brett Pope

# 1999 CURVE (67-73)

HISTORY/RECORDS

PLAYER	AVG	G	AB	R	H	2B	3B	HR	RBI	BB	SO	SB	CS
Asche, Mike	.412	7	17	3	7	2	0	0	3	1	3	1	1
Bieser, Steve	.209	40	148	24	31	5	0	4	23	21	32	3	4
Bryant, Matt	.250	12	24	1	6	0	0	0	1	2	7	0	0
Cruz, Ivan	.154	3	13	1	2	1	0	0	3	1	8	0	0
DeHaan, Kory	.268	47	190	26	51	13	2	3	24	11	46	14	6
Figueroa, Luis	.263	131	418	61	110	15	5	3	50	52	44	9	9
Haad, Yamid	.182	43	137	20	25	3	0	6	10	19	32	7	3
Haverbusch, Kevin	.286	93	332	57	95	22	2	14	61	12	60	6	4
Hernandez, Alex	.257	126	475	76	122	26	3	15	63	54	110	11	8
Hyzdur, Adam	.316	91	345	64	109	26	2	24	78	40	62	8	4
Iglesias, Luis	.281	31	89	13	25	6	0	6	16	14	26	0	1
Jorgensen, Tim	.130	7	23	1	3	1	0	0	2	0	6	0	0
Long, Garrett	.245	109	355	61	87	12	4	18	56	63	100	6	6
Lorenzana, Luis	.216	34	74	9	16	2	1	2	8	14	17	0	0
Mackowiak, Rob	.262	53	195	21	51	15	3	3	27	8	34	0	2
McConnell, Sam	.250	13	4	0	1	0	0	0	1	1	1	0	0
Patzke, Jeff	.298	53	198	31	59	12	1	2	25	33	45	4	2
Redman, Tike	.269	136	532	84	143	20	12	3	60	52	52	29	16
Robertson, Mike	.280	46	175	31	49	12	0	9	28	24	26	0	3
Rosario, Melvin	.241	26	87	11	21	9	0	1	11	6	15	0	0
Secrist, Reed	.168	36	95	9	16	5	0	0	10	13	23	0	0
Sweet, Jon	.257	37	105	15	27	5	1	2	13	11	15	0	1
Ward, Turner	.000	1	3	1	0	0	0	0	0	2	2	0	0
Wehner, John	.167	4	12	2	2	0	0	0	2	0	0	1	1
Wilson, Craig	.268	111	362	57	97	21	3	20	69	40	104	1	3
Wimmer, Chris	.252	27	107	9	27	5	2	1	6	8	12	5	2
Wright, Ron	.213	24	80	2	17	6	0	0	4	9	27	0	0
<b>TOTALS</b>	<b>.258</b>	<b>140</b>	<b>4723</b>	<b>695</b>	<b>1218</b>	<b>249</b>	<b>43</b>	<b>138</b>	<b>664</b>	<b>519</b>	<b>964</b>	<b>105</b>	<b>78</b>

PLAYER	W-L	ERA	G	GS	CG	SHO	SV	IP	H	R	ER	HR	BB	SO
Ah Yat, Paul	8-4	3.02	16	15	0	0	0	95.1	86	41	32	6	30	90
Arroyo, Bronson	15-4	3.65	25	25	2	1	0	153.0	167	73	62	15	58	100
Ayers, Mike	0-0	1.59	11	0	0	0	0	17.0	10	4	3	1	11	16
Baron, Jim	9-9	3.97	29	20	0	0	0	145.0	141	73	64	13	44	75
Beltran, Alonso	0-2	9.00	13	0	0	0	1	18.0	27	18	18	2	9	18
Brown, Alvin	4-1	6.49	7	6	0	0	0	26.1	29	22	19	0	17	15
Burgos, Enrique	0-1	2.25	5	0	0	0	0	4.0	1	1	1	0	3	2
Christiansen, Jason	0-0	0.00	2	1	0	0	0	3.0	1	0	0	0	1	2
Cordova, Francisco	1-1	4.66	2	2	0	0	0	9.2	13	8	5	0	4	12
Daniels, David	2-2	2.67	55	0	0	0	8	67.1	55	21	20	6	19	63
Davis, Kane	4-6	3.78	16	16	0	0	0	95.1	97	51	40	5	41	53
Donnelly, Brendan	0-0	7.71	2	0	0	0	1	2.1	4	2	2	0	2	0
Dougherty, Tony	0-0	7.47	9	0	0	0	0	15.2	29	19	13	3	7	6
Duff, Matt	2-4	2.81	44	0	0	0	12	57.2	43	19	18	5	35	59
Dunbar, Matt	3-5	3.42	49	0	0	0	2	47.1	35	19	18	2	23	35
France, Aaron	4-5	3.67	33	11	0	0	0	95.2	79	50	39	8	48	70
Garcia, Al	0-0	4.50	2	0	0	0	0	4.0	6	4	2	0	3	1
Giard, Ken	2-2	1.71	38	0	0	0	6	42.0	34	12	8	1	25	48
Gonzalez, Mike	2-3	8.10	7	5	0	0	0	26.2	34	25	24	4	19	31
Long, Joey	0-0	5.91	8	0	0	0	0	10.2	16	8	7	3	4	5
Martinez, Javier	0-0	6.10	10	0	0	0	0	10.1	11	8	7	1	14	16
Mathews, Del	1-1	6.00	9	0	0	0	0	12.0	21	15	8	2	6	8
McConnell, Sam	1-7	6.64	13	12	1	0	0	62.1	82	52	46	7	33	40
O'Connor, Brian	7-11	4.70	28	27	1	0	0	153.1	152	98	80	10	92	106
Pena, Alex	1-0	3.86	9	0	0	0	0	21.0	22	12	9	2	9	20
Runion, Tony	1-4	3.59	31	0	0	0	2	42.2	52	23	17	3	9	39
Secrist, Reed	0-0	0.00	1	0	0	0	0	1.0	1	0	0	0	0	0
Wilkins, Marc	0-1	1.50	4	0	0	0	0	6.0	4	2	1	0	4	5
<b>TOTALS</b>	<b>67-73</b>	<b>4.07</b>	<b>140</b>	<b>140</b>	<b>4</b>	<b>5</b>	<b>32</b>	<b>1244.2</b>	<b>1252</b>	<b>680</b>	<b>563</b>	<b>99</b>	<b>570</b>	<b>935</b>





# 2000 CURVE (74-68)

*Curve*

PLAYER	AVG	G	AB	R	H	2B	3B	HR	RBI	BB	SO	SB	CS
Bass, Jayson	.244	19	45	7	11	0	1	0	5	5	8	3	0
Beimel, Joe	.250	10	8	3	2	1	0	0	0	1	4	0	0
Brown, Adrian	.000	2	5	1	0	0	0	0	0	3	1	0	0
Burton, Darren	.328	63	229	44	75	8	2	5	33	23	42	3	0
Cota, Humberto	.261	112	429	49	112	20	1	8	44	21	80	6	4
Duff, Matt	.400	48	5	0	2	0	0	0	0	0	1	0	0
Evans, Lee	.237	32	118	18	28	4	1	1	8	14	28	1	1
Figueroa, Luis	.284	94	342	45	97	10	4	1	28	37	32	14	5
Furniss, Wilburn	.239	121	348	50	83	16	1	11	52	68	82	4	4
Haad, Yamid	.197	59	183	24	36	7	0	4	13	18	44	1	1
Haverbusch, Kevin	.279	43	140	23	39	3	1	5	21	11	15	2	2
Hernandez, Alex	.337	50	199	28	67	16	1	4	34	13	42	1	2
Hyzdu, Adam	.290	142	514	96	149	39	2	31	106	94	102	3	7
Lankford, Derrick	.293	96	314	41	92	16	2	10	40	47	60	4	1
Long, Garrett	.230	42	122	18	28	8	0	4	18	17	33	0	1
Lorenzana, Luis	.157	24	51	7	8	2	0	0	2	4	15	0	0
Mackowiak, Rob	.297	134	526	82	156	33	4	13	87	22	96	18	5
McConnell, Sam	.125	20	8	0	1	0	0	0	1	1	4	0	0
Patterson, Jarrod	.139	11	36	1	5	1	0	0	4	3	11	0	0
Pickford, Kevin	.286	10	7	0	2	0	0	0	0	1	1	0	0
Pointer, Corey	.154	19	39	6	6	1	1	0	4	7	18	0	0
Sanders, Tracy	.184	26	76	11	14	4	0	4	12	12	29	0	0
Skrehot, Shaun	.228	57	158	14	36	4	1	0	9	16	32	7	2
Washington, Rico	.258	135	503	74	130	22	7	8	59	55	74	4	9
Williams, Keith	.256	36	121	14	31	5	0	3	17	16	29	3	1
Wilson, Jack	.252	33	139	17	35	7	2	1	16	14	17	1	3
<b>TOTALS</b>	<b>.264</b>	<b>142</b>	<b>4764</b>	<b>682</b>	<b>1257</b>	<b>230</b>	<b>31</b>	<b>113</b>	<b>621</b>	<b>527</b>	<b>941</b>	<b>75</b>	<b>48</b>

PLAYER	W-L	ERA	G	GS	CG	SHO	SV	IP	H	R	ER	HR	BB	SO
Alvarado, Carlos	3-0	4.11	16	1	0	0	1	30.2	31	16	14	2	18	27
Anderson, Jimmy	1-0	0.00	1	1	1	0	0	9.0	7	1	0	0	1	6
Ayers, Mike	3-2	3.24	38	0	0	0	1	58.1	47	30	21	2	29	49
Beimel, Joe	1-6	4.16	10	10	1	0	0	62.2	72	38	29	8	21	28
Burton, Darren	0-0	0.00	1	0	0	0	0	1.0	0	0	0	0	0	0
Carrasco, D.J.	1-1	8.36	9	0	0	0	0	14.0	16	14	13	0	13	10
Clontz, Brad	0-0	1.93	4	0	0	0	0	4.2	4	2	1	0	1	4
Duff, Matt	0-4	3.93	47	0	0	0	6	55.0	50	31	24	1	36	61
France, Aaron	5-2	3.44	22	12	0	0	0	81.0	83	41	31	4	27	57
Grabow, John	8-7	4.33	24	24	1	0	0	145.1	145	81	70	10	65	109
Guy, Brad	4-6	3.53	54	1	0	0	7	81.2	82	35	32	3	25	37
Guzman, Wilson	10-4	3.02	18	18	3	1	0	119.1	99	49	40	6	45	77
Lankford, Derrick	0-0	0.00	2	0	0	0	0	4.0	2	0	0	0	4	2
Loiselle, Rich	0-1	5.27	13	0	0	0	2	13.2	17	9	8	1	6	18
Manzuela, Roberto	0-1	5.06	8	2	0	0	0	21.1	26	16	12	0	13	14
Martin, Jeff	0-2	4.64	17	0	0	0	0	21.1	28	16	11	2	15	16
Mattson, Rob	1-1	6.32	7	6	0	0	0	37.0	48	33	26	4	16	19
McConnell, Sam	9-2	1.61	20	13	3	1	0	106.0	83	24	19	3	26	61
O'Connor, Brian	12-4	3.76	22	22	4	0	0	129.1	120	69	54	4	61	76
Osteen, Gavin	0-0	0.00	1	0	0	0	0	1.2	1	0	0	0	2	2
Padua, Geraldo	1-6	6.97	9	9	0	0	0	41.1	59	42	32	3	20	31
Pickford, Kevin	0-5	9.97	10	4	0	0	0	21.2	38	29	24	2	14	9
Rosengren, John	2-1	7.17	22	0	0	0	3	21.1	17	17	17	1	21	24
Sak, Jim	0-1	10.80	7	0	0	0	0	5.0	2	9	6	1	13	5
Smith, Brian	3-4	0.99	22	0	0	0	12	27.1	14	6	3	0	8	23
Sparks, Steve	6-7	4.77	23	17	3	2	0	109.1	103	66	58	6	54	66
Wimberly, Larry	4-1	6.86	10	2	0	0	0	21.0	29	22	16	4	11	25
<b>TOTALS</b>	<b>74-68</b>	<b>4.06</b>	<b>142</b>	<b>142</b>	<b>16</b>	<b>8</b>	<b>32</b>	<b>1244.0</b>	<b>1223</b>	<b>696</b>	<b>561</b>	<b>67</b>	<b>565</b>	<b>856</b>

HISTORY/RECORDS



Adam Hyzdu spent two seasons with the Curve and still holds many of the franchise's hitting records.

# 2001 CURVE (63-79)

PLAYER	AVG	G	AB	R	H	2B	3B	HR	RBI	BB	SO	SB	CS
Alvarez, Tony	.319	67	254	34	81	16	1	6	25	9	30	17	11
Barns, B.J.	.220	30	109	12	24	6	2	6	15	7	37	3	1
Bass, Jayson	.235	67	170	18	40	14	3	1	13	10	47	9	5
Brown, Adrian	.333	7	30	7	10	1	1	0	1	1	7	1	2
Bruce, Mo	.118	10	34	4	4	1	0	0	2	4	11	0	2
Burton, Darren	.288	85	299	36	86	15	2	7	32	23	62	5	1
Davis, J.J.	.250	67	228	21	57	13	3	4	26	21	79	2	5
Doumit, Ryan	.250	2	4	0	1	0	0	0	2	1	1	0	0
Evans, Lee	.248	118	428	53	106	21	8	11	48	37	116	12	5
France, Aaron	.250	7	4	0	1	0	0	0	1	0	0	0	0
Galvez, Randy	.188	15	16	2	3	0	0	0	1	0	9	0	0
Green, Scarborough	.253	27	91	10	23	1	0	0	6	6	19	10	0
Haad, Yamid	.000	1	3	0	0	0	0	0	0	0	0	0	0
Haverbusch, Kevin	.261	43	153	17	40	10	2	2	19	5	23	1	2
House, J.R.	.258	112	426	51	110	25	1	11	56	37	103	1	1
Langston, Jay	.282	28	103	9	29	3	1	0	7	2	22	0	1
Lankford, Derrick	.158	6	19	2	3	1	1	0	2	1	6	0	0
Mann, Derek	.000	1	3	0	0	0	0	0	0	0	1	0	0
Martin, Justin	.329	63	161	20	53	7	0	0	13	14	21	16	6
Meier, Dan	.256	97	312	43	80	14	4	13	38	45	80	1	1
Monahan, Shane	.296	21	71	9	21	6	1	2	10	4	12	1	2
Paz, Richard	.238	85	248	30	59	15	1	4	30	52	55	7	6
Petersen, Chris	.210	38	100	7	21	6	0	0	11	17	20	1	0
Reid, Justin	.214	17	14	3	3	1	0	0	0	1	5	0	0
Rivera, Carlos	.234	111	389	44	91	30	0	10	50	13	71	0	2
Secrist, Reed	.071	4	14	0	1	0	0	0	1	1	6	0	0
Skrehot, Shaun	.267	117	468	61	125	30	6	6	45	30	63	24	15
Smith, Brian	.000	2	1	0	0	0	0	0	0	0	1	0	0
Stoner, Mike	.252	42	135	15	34	7	1	3	21	2	21	0	3
Washington, Rico	.302	75	291	31	88	17	0	4	29	21	49	5	5
Wehner, John	.228	25	92	10	21	3	0	0	8	3	11	4	0
<b>TOTALS</b>	<b>.258</b>	<b>142</b>	<b>4760</b>	<b>557</b>	<b>1226</b>	<b>267</b>	<b>38</b>	<b>91</b>	<b>514</b>	<b>376</b>	<b>1027</b>	<b>120</b>	<b>78</b>

PLAYER	W-L	ERA	G	GS	CG	SHO	SV	IP	H	R	ER	HR	BB	SO
Alvarado, Carlos	5-7	3.36	26	10	0	0	0	83.0	74	46	31	6	29	73
Ayers, Mike	1-1	2.25	7	0	0	0	0	8.0	8	2	0	0	3	6
Bennett, Jeff	0-1	3.86	1	0	0	0	0	7.0	9	3	0	0	2	6
Burnside, Adrian	0-2	3.62	6	6	0	0	0	32.1	28	15	13	3	14	32
Burton, Darren	0-0	18.00	1	0	0	0	0	1.0	3	2	2	0	1	2
Camp, Shawn	4-0	4.24	8	3	0	0	0	23.1	25	14	11	3	8	19
Carrasco, D.J.	2-2	4.14	27	1	0	0	1	37.0	34	22	17	2	25	35
Chaney, Mike	0-0	6.75	4	0	0	0	0	9.1	18	7	7	1	2	2
Chrysler, Clint	4-3	3.28	51	0	0	0	3	49.1	52	24	18	3	12	31
Cordova, Francisco	0-0	4.15	1	1	0	0	0	4.1	6	2	2	0	1	4
Diorio, Mike	1-4	7.91	18	0	0	0	0	33.0	40	34	29	5	19	14
Donaldson, Bo	3-1	3.10	17	5	0	0	5	20.1	12	7	7	2	7	22
France, Aaron	1-2	5.68	7	0	0	0	0	25.1	36	19	16	4	10	17
Galvez, Randy	5-6	3.45	15	15	0	0	0	86.0	93	40	33	3	22	45
Garcia, Mike	2-0	0.45	18	0	0	0	4	20.0	15	1	1	0	4	15
Gonzalez, Mike	5-4	3.71	14	14	1	1	0	87.1	81	38	36	5	36	66
Grabow, John	2-5	3.38	10	10	0	0	0	50.2	30	23	19	1	39	42
Guy, Brad	3-4	4.03	28	4	0	0	4	51.1	59	32	23	3	17	30
Lopez, Jose	1-2	4.83	6	5	0	0	0	31.2	38	20	17	3	11	23
Manzueta, Roberto	1-1	5.40	12	0	0	0	0	20.0	19	13	12	0	11	14
McDade, Neal	2-5	4.05	19	9	0	0	0	73.1	85	38	33	3	24	55
Mulholland, Terry	0-2	3.86	2	2	0	0	0	2.1	5	3	1	0	1	3
Padua, Gerald	0-1	9.69	10	0	0	0	0	13.0	17	14	14	5	6	10
Pavlovich, Tony	0-3	2.98	31	0	0	0	12	42.1	38	15	14	0	13	26
Paz, Rich	1-0	0.00	1	0	0	0	0	1.0	0	0	0	0	1	0
Phillips, Jason	0-1	10.00	6	1	0	0	0	9.0	18	11	10	0	4	4
Reid, Justin	5-5	2.54	17	16	1	1	0	110.0	104	38	31	5	14	70
Rodriguez, Frank	0-0	4.82	7	0	0	0	0	9.1	9	6	5	0	8	5
Schmidt, Jason	0-1	0.96	3	3	0	0	0	9.1	7	1	1	0	1	17
Silva, Jose	0-0	0.00	2	0	0	0	0	1.1	2	0	0	0	1	2
Smith, Brian	1-0	0.00	2	0	0	0	0	4.1	3	0	0	0	0	3
Sparks, Steve	1-4	3.76	7	6	1	0	0	38.1	31	19	16	2	25	32
Spurling, Chris	5-7	3.11	34	15	0	0	1	121.2	133	48	42	9	28	63
Wehner, John	0-1	11.57	2	0	0	0	0	2.1	5	3	3	0	1	2
Williams, David	5-2	2.61	9	8	1	0	0	58.2	45	17	17	8	12	39
Wimberly, Larry	3-2	4.17	24	7	0	0	0	69.0	75	36	32	7	18	43
<b>TOTALS</b>	<b>63-79</b>	<b>3.73</b>	<b>142</b>	<b>142</b>	<b>4</b>	<b>8</b>	<b>30</b>	<b>1245.2</b>	<b>1257</b>	<b>613</b>	<b>516</b>	<b>83</b>	<b>430</b>	<b>872</b>



# 2002 CURVE (72-69)

*Curve*

PLAYER	AVG	G	AB	R	H	2B	3B	HR	RBI	BB	SO	SB	CS
Alvarez, Tony	.318	125	507	79	161	37	1	15	59	27	71	29	18
Benson, Kris	.000	1	2	0	0	0	0	0	0	0	2	0	0
Brown, Jason	.170	18	47	3	8	5	0	0	5	5	21	0	0
Burnside, Adrian	.238	33	21	2	5	0	1	0	3	0	7	0	0
Caruso, Joe	.250	47	148	19	37	5	2	3	20	8	16	3	3
Chrysler, Clint	.667	51	3	0	2	0	0	0	0	0	0	0	0
Davis, J.J.	.287	101	348	51	100	17	3	20	62	33	101	7	4
Derosso, Tony	.192	72	182	22	35	5	4	8	33	27	48	2	0
Garrett, Shawn	.290	131	489	71	142	24	8	11	73	33	88	19	6
Gonzalez, Mike	.357	16	14	1	5	0	0	0	1	0	4	0	0
Grabow, John	.133	28	15	2	2	0	1	0	1	2	4	0	0
Guy, Brad	.000	26	4	0	0	0	0	0	0	0	2	0	0
Haverbusch, Kevin	.292	35	130	18	38	7	0	5	16	4	21	4	2
House, J.R.	.264	30	91	9	24	6	0	2	11	13	21	0	0
King, Brad	.264	45	129	28	34	4	0	3	12	30	24	1	1
Lemonis, Chris	.000	6	17	1	0	0	0	0	0	2	1	1	0
Lopez, Jose	.250	11	4	1	1	0	0	0	0	0	1	0	0
McDade, Neal	.000	49	6	0	0	0	0	0	0	1	3	0	0
Meadows, Randy	.126	48	111	16	14	2	0	2	8	6	29	2	1
Meier, Dan	.245	78	237	27	58	10	2	6	33	23	66	2	3
Montgomery, Matt	-	44	0	0	0	0	0	0	0	0	0	0	0
O'Connor, Brian	.250	24	8	0	2	0	0	0	0	2	1	0	0
Pachot, John	.262	94	321	31	84	29	0	3	44	6	31	1	0
Reid, Justin	.182	25	22	2	4	0	1	0	1	0	8	0	0
Rios, Armando	.000	1	2	0	0	0	0	0	0	1	0	0	0
Rivera, Carlos	.302	128	494	67	149	28	2	22	84	27	75	1	1
Rodriguez, Victor	.293	61	188	29	55	6	0	3	20	9	20	3	0
Sefcik, Kevin	.308	126	467	69	144	32	2	2	51	44	42	12	8
Shaffar, Ben	.000	18	9	0	0	0	0	0	0	0	7	0	0
Skrehot, Shaun	.240	80	312	40	75	15	3	2	25	23	60	9	4
Spurling, Chris	.250	52	4	0	1	1	0	0	0	0	3	0	0
Vogel song, Ryan	.200	8	5	1	1	0	0	0	0	0	1	0	0
Washington, Rico	.223	112	359	53	80	11	3	8	34	60	66	3	4
Weichard, Paul	.000	1	1	0	0	0	0	0	0	0	1	0	0
Wimberly, Larry	.000	26	6	0	0	0	0	0	0	0	4	0	0
<b>TOTALS</b>	<b>.268</b>	<b>141</b>	<b>4703</b>	<b>642</b>	<b>1261</b>	<b>244</b>	<b>33</b>	<b>115</b>	<b>596</b>	<b>386</b>	<b>849</b>	<b>99</b>	<b>55</b>

PLAYER	W-L	ERA	G	GS	CG	SHO	SV	IP	H	R	ER	HR	BB	SO
Benson, Kris	1-0	1.29	1	1	0	0	0	7.0	5	1	1	1	0	7
Burnside, Adrian	6-9	4.55	32	23	0	0	0	130.2	120	70	66	18	67	122
Chrysler, Clint	3-2	3.97	51	0	0	0	3	56.2	55	29	25	7	21	26
Deschenes, Marc	0-0	3.00	3	0	0	0	3	3.0	3	1	1	0	0	4
Dougherty, Jim	1-1	5.06	7	0	0	0	0	10.2	13	6	6	1	7	5
Gonzalez, Mike	8-4	3.80	16	16	0	0	0	85.1	77	38	36	4	47	82
Grabow, John	8-13	5.47	28	27	1	1	0	146.1	181	94	89	10	47	97
Gravelle, Nick	0-0	18.00	1	0	0	0	0	1.0	3	2	2	1	0	0
Guy, Brad	3-2	3.17	26	5	1	1	1	76.2	87	31	27	7	16	40
Looney, Brian	0-0	1.17	4	0	0	0	0	7.2	5	1	1	1	1	3
Lopez, Jose	0-2	6.75	10	4	0	0	0	21.1	30	20	16	2	7	8
McDade, Neal	8-3	3.91	49	0	0	0	3	78.1	85	36	34	11	16	51
Meadows, Randy	0-0	0.00	1	0	0	0	0	1.1	2	0	0	0	0	0
Montgomery, Matt	3-0	4.21	44	0	0	0	3	66.1	62	32	31	3	26	50
O'Connor, Brian	5-7	5.06	24	14	1	1	0	85.1	86	50	48	6	50	53
Palma, Rick	1-1	1.80	10	0	0	0	0	10.0	12	2	2	0	3	10
Pavlovich, Tony	0-0	13.50	1	0	0	0	0	1.1	4	2	2	0	0	0
Reid, Justin	11-8	4.33	25	25	1	0	0	153.2	151	87	74	21	28	108
Shaffar, Ben	8-7	3.15	18	18	1	0	0	111.1	110	46	39	6	40	97
Spurling, Chris	4-3	2.19	51	0	0	0	20	70.0	54	18	17	8	12	60
Vogel song, Ryan	1-5	5.56	8	8	0	0	0	43.2	47	27	27	5	10	35
Wimberly, Larry	1-2	4.05	26	0	0	0	1	53.1	49	25	24	4	18	36
<b>TOTALS</b>	<b>72-69</b>	<b>4.19</b>	<b>141</b>	<b>141</b>	<b>5</b>	<b>9</b>	<b>34</b>	<b>1221.0</b>	<b>1241</b>	<b>618</b>	<b>568</b>	<b>116</b>	<b>416</b>	<b>894</b>





## 2003 CURVE (78-63)

PLAYER	AVG	G	AB	R	H	2B	3B	HR	RBI	BB	SO	SB	CS
Burns, B.J.	.184	22	38	3	7	0	0	0	2	4	11	0	2
Bonifay, Josh	.285	114	386	51	110	30	0	11	56	39	106	1	4
Caruso, Joe	.196	83	224	28	44	6	0	2	29	28	43	3	1
Castillo, Jose	.287	126	498	68	143	24	6	5	66	40	81	19	10
Duffy, Chris	.273	137	494	84	135	23	6	1	42	44	78	34	12
Garrett, Shawn	.288	124	468	68	135	29	6	13	67	36	96	20	7
Heintz, Chris	.258	78	271	28	70	12	4	2	26	19	24	0	0
House, J.R.	.333	20	63	12	21	6	0	2	11	5	11	0	0
Navarrete, Ray	.256	92	285	32	73	20	1	5	35	15	40	1	5
Nicholson, Kevin	.294	114	405	63	119	31	5	7	45	41	44	8	8
Paulino, Ronny	.226	46	159	19	36	6	1	6	19	12	35	0	2
Perry, Chan	.285	109	386	46	110	24	1	7	63	28	38	4	2
Roneberg, Brett	.281	125	442	60	124	29	4	10	61	40	56	12	6
Sadler, Ray	.264	14	53	8	14	5	0	1	7	3	16	0	0
Shelton, Chris	.279	35	122	17	34	10	1	0	14	8	23	0	1
Skrehot, Shaun	.276	89	304	41	84	15	3	1	33	27	48	12	7
Snusz, Chris	.053	6	19	0	1	0	0	0	0	0	6	0	0
<b>TOTALS</b>	<b>.270</b>	<b>141</b>	<b>4739</b>	<b>636</b>	<b>1278</b>	<b>274</b>	<b>38</b>	<b>73</b>	<b>583</b>	<b>397</b>	<b>811</b>	<b>114</b>	<b>67</b>

PLAYER	W-L	ERA	G	GS	CG	SHO	SV	IP	H	R	ER	HR	BB	SO
Bennett, Jeff	4-4	2.72	33	2	0	0	1	59.2	45	22	18	2	23	62
Bonifay, Josh	0-0	9.00	1	0	0	0	0	1.0	2	1	1	0	0	0
Borner, Brady	3-2	3.96	17	0	0	0	0	25.0	24	11	11	4	10	19
Brooks, Frank	0-0	7.71	1	0	0	0	0	2.1	3	2	2	1	0	4
Burnett, Sean	<b>14-6</b>	3.21	27	<b>27</b>	2	1	0	159.2	158	60	57	2	29	86
Camp Shawn	0-2	4.34	18	0	0	0	0	29.0	26	14	14	2	11	35
Caruso, Joe	0-0	0.00	1	0	0	0	0	2.0	1	0	0	0	2	1
Chrysler, Clint	2-1	10.46	16	1	0	0	0	26.2	43	33	31	4	18	14
Connolly, Mike	7-8	3.39	25	23	0	0	0	127.1	123	55	48	10	38	90
Fordham, Tom	5-2	3.17	13	12	0	0	0	71.0	71	27	25	5	18	59
Gonzalez, Mike	0-0	1.23	5	0	0	0	1	7.1	4	1	1	1	2	10
Grabow, John	6-1	3.36	24	9	0	0	0	83.0	87	34	31	9	19	73
Guy, Brad	1-2	5.79	8	1	0	0	0	14.0	16	9	9	0	2	9
Jacobsen, Landon	9-11	2.93	27	<b>27</b>	1	0	0	162.2	156	60	53	11	40	80
Johnston, Mike	6-2	2.12	46	0	0	0	7	72.1	49	17	17	4	27	65
Martinez, Anastacio	0-0	2.25	3	0	0	0	0	4.0	6	1	1	1	1	1
McDade, Neal	1-6	2.72	38	0	0	0	4	72.2	75	32	22	5	18	48
Oquendo, Ian (Snell)	4-0	1.96	6	6	0	0	0	36.2	36	13	8	2	10	23
Ozias, Todd	2-2	1.62	51	0	0	0	21	61.0	47	14	11	2	17	52
Palma, Rick	6-5	3.67	35	5	0	0	0	68.2	70	35	28	3	24	61
Shaffar, Ben	1-3	4.48	13	11	0	0	0	64.1	68	38	32	3	20	50
Snell, Ian	4-0	1.96	6	6	0	0	0	36.2	36	13	8	2	10	23
Van Benschoten, John	7-6	3.69	17	17	1	0	0	90.1	95	46	37	5	34	78
<b>TOTALS</b>	<b>78-63</b>	<b>3.32</b>	<b>141</b>	<b>141</b>	<b>4</b>	<b>10</b>	<b>35</b>	<b>1240.2</b>	<b>1205</b>	<b>525</b>	<b>457</b>	<b>76</b>	<b>363</b>	<b>920</b>

HISTORY/RECORDS





# 2004 CURVE (85-56)

*Curve*

PLAYER	AVG	G	AB	R	H	2B	3B	HR	RBI	BB	SO	SB	CS
Bonifay, Josh	.277	96	343	52	95	16	0	19	76	40	96	5	1
Borner, Brady	.077	39	13	1	0	0	0	0	0	1	2	0	0
Bradley, Bobby	.250	19	12	1	3	0	0	0	1	0	4	0	0
Bullington, Bryan	.136	26	22	1	3	0	0	0	0	0	7	0	0
Candelario, Eddi	.000	21	3	0	0	0	0	0	0	0	1	0	0
Chaves, Brandon	.222	41	108	16	24	2	3	1	15	19	20	2	0
Cockrell, Michael	.154	8	13	0	2	0	0	0	1	0	4	0	0
Connolly, Mike	.000	21	12	0	0	0	0	0	0	2	8	0	0
Cortes, Jorge	.281	37	139	17	39	8	1	6	19	13	24	0	1
Crudale, Mike	.333	23	3	0	1	0	0	0	0	1	1	0	0
De Caster, Yurendell	.279	97	330	54	92	18	0	15	42	22	78	4	2
De La Rosa, Tomas	.333	8	18	3	6	1	0	1	4	1	2	1	0
Doumit, Ryan	.262	67	221	31	58	20	0	10	34	21	49	0	1
Duffy, Chris	.309	113	453	84	140	23	6	8	41	33	77	30	8
Duke, Zach	.125	9	8	1	1	1	0	0	0	0	5	0	0
Eldred, Brad	.279	39	147	24	41	9	0	17	60	6	51	0	0
Evans, Tom	.308	33	120	25	37	9	1	4	22	18	20	4	1
Jacobsen, Landon	.100	15	10	0	1	0	0	0	1	0	3	0	0
Keppinger, Jeff	.334	82	323	45	108	17	2	1	33	27	17	10	6
Lorraine, Andrew	.000	6	1	0	0	0	0	0	0	0	0	0	0
Lundquist, Dave	.000	15	0	0	0	0	0	0	0	0	0	0	0
McDade, Neal	.111	32	9	1	1	0	0	0	0	0	4	0	0
McLouth, Nate	.322	133	515	93	166	40	4	8	73	48	62	31	7
Mendez, Donaldo	.132	23	76	7	10	5	0	0	3	6	22	0	1
Miller, Jeff	.000	52	4	0	0	0	0	0	0	0	2	0	0
Moriarty, Mike	.303	20	66	17	20	9	0	0	6	11	13	1	0
Navarrete, Ray	.238	50	130	15	31	5	1	2	17	11	20	0	0
Nicholson, Kevin	.217	77	258	28	56	13	2	4	36	23	37	2	0
Paulino, Ronny	.285	99	369	54	105	23	2	15	60	32	62	3	2
Pena, Rodolfo	.500	1	4	0	2	0	0	0	0	0	1	0	0
Peterson, Matt	.000	7	2	1	0	0	0	0	0	1	2	0	0
Sadler, Ray	.268	120	429	61	115	25	1	20	72	23	89	16	6
Serrano, Elio	.500	45	2	2	1	0	0	0	0	0	0	0	0
Shaffar, Ben	.000	8	1	0	0	0	0	0	0	0	0	0	0
Sheldon, Scott	.183	18	60	5	11	2	0	1	9	6	14	1	0
Skrehot, Shaun	.263	67	243	33	64	12	1	1	16	15	24	5	2
Snell, Ian	.143	26	14	1	2	0	0	0	1	1	6	0	0
Snusz, Chris	.183	36	120	11	22	4	1	0	6	9	29	0	0
Stein, Blake	.000	36	1	0	0	0	0	0	0	1	1	0	0
Thomas, Gary	.226	30	93	13	21	8	2	2	8	9	14	0	0
<b>TOTALS</b>	<b>.272</b>	<b>141</b>	<b>4695</b>	<b>697</b>	<b>1279</b>	<b>270</b>	<b>28</b>	<b>135</b>	<b>656</b>	<b>400</b>	<b>871</b>	<b>115</b>	<b>39</b>

HISTORY/RECORDS

PLAYER	W-L	ERA	G	GS	CG	SHO	SV	IP	H	R	ER	HR	BB	SO
Agamennone, Brandon	3-1	4.29	20	0	0	0	0	35.2	36	18	17	4	12	39
Alcala, Jason	1-0	0.00	1	0	0	0	0	3.1	2	0	0	0	0	3
Bimeal, Matt	1-0	12.27	3	0	0	0	0	3.2	7	9	5	1	0	5
Borner, Brady	5-6	5.47	39	9	0	0	1	100.1	120	76	61	17	30	62
Bradley, Bobby	5-4	3.11	19	19	0	0	0	101.1	85	42	35	8	41	78
Bullington, Bryan	12-7	4.10	26	26	0	0	0	145.0	160	77	66	18	47	100
Candelario, Eddi	0-1	4.84	21	0	0	0	2	35.1	31	21	19	5	17	34
Connolly, Mike	8-7	4.71	21	21	0	0	0	112.2	124	65	59	10	41	103
Crudale, Mike	1-0	5.67	23	0	0	0	2	33.1	35	23	21	5	22	24
Duke, Zach	5-1	1.58	9	9	0	0	0	51.1	41	11	9	2	10	36
Harts, Jeremy	0-2	5.28	9	0	0	0	1	15.1	12	12	9	0	13	10
Jacobsen, Landon	5-2	4.99	15	14	0	0	0	70.1	83	46	39	8	23	47
Lorraine, Andrew	0-0	0.00	6	0	0	0	0	7.1	4	0	0	0	1	7
Lundquist, Dave	3-2	5.75	15	0	0	0	0	20.1	21	13	13	2	8	15
McDade, Neal	8-1	3.36	32	7	0	0	1	85.2	70	35	32	7	26	53
Miller, Jeff	5-4	2.91	52	0	0	0	18	68.0	48	25	22	8	28	79
O'Brien, Patrick	1-0	0.00	2	0	0	0	0	4.1	1	0	0	0	3	1
Peterson, Matt	3-2	6.25	7	7	0	0	0	36.0	36	25	25	7	22	29
Reid, Justin	0-1	9.00	1	1	0	0	0	3.0	6	4	3	1	3	1
Serrano, Elio	3-5	5.63	45	0	0	0	14	56.0	73	44	35	11	15	39
Shaffar, Ben	0-1	7.40	8	2	0	0	0	20.2	28	20	17	4	10	23
Sheldon, Scott	0-0	0.00	1	0	0	0	0	0.1	1	0	0	0	0	0
Snell, Ian	11-7	3.16	26	26	3	2	0	151.0	147	54	53	16	40	142
Stein, Blake	5-2	3.52	36	0	0	0	7	61.1	51	27	24	6	25	62
<b>TOTALS</b>	<b>85-56</b>	<b>4.16</b>	<b>141</b>	<b>141</b>	<b>3</b>	<b>11</b>	<b>46</b>	<b>1222.2</b>	<b>1223</b>	<b>644</b>	<b>565</b>	<b>140</b>	<b>438</b>	<b>992</b>



# 2005 CURVE (76-66)

PLAYER	AVG	G	AB	R	H	2B	3B	HR	RBI	BB	SO	SB	CS
Bautista, Jose	.283	117	445	63	126	27	1	23	90	48	101	7	3
Boeve, Adam	.288	47	160	24	46	9	1	5	23	22	54	5	2
Bonifay, Josh	.282	103	376	53	106	22	3	25	77	33	110	0	1
Buttler, Vic	.313	25	83	15	26	3	1	0	7	10	10	6	2
Chaves, Brandon	.215	52	172	20	37	6	2	0	8	16	38	2	2
Chiaffredo, Paul	.267	8	30	4	8	4	0	1	7	1	11	0	0
Clark, Howie	.373	31	110	15	41	3	0	2	13	19	5	2	1
Cortes, Jorge	.259	110	363	50	94	18	1	6	49	49	81	2	1
Davis, Rajai	.281	123	499	82	140	22	5	4	34	43	76	45	9
Eldred, Brad	.333	21	84	22	28	6	0	13	27	8	25	1	1
Evans, Tom	.278	99	338	62	94	24	3	15	55	51	91	8	3
Guzman, Javier	.236	68	263	27	62	9	1	3	24	10	46	8	5
Lee, Taber	.203	24	79	8	16	2	1	2	10	7	13	1	0
Lytle, Chaz	.217	6	23	3	5	1	0	0	1	1	5	2	0
Maldonado, Carlos	.252	82	278	27	70	14	0	7	34	35	63	0	1
Meath, Matt	.333	2	3	2	1	1	0	0	1	1	0	0	0
Mercedes, Victor	.326	12	43	7	14	2	1	2	6	2	5	0	0
Neuberger, Scott	.263	10	38	1	10	0	0	0	4	1	7	0	0
Paulino, Ronny	.292	43	168	24	49	6	0	6	20	15	30	3	0
Raymundo, Gregg	.232	23	56	5	13	3	0	0	2	3	12	0	0
Sadler, Ray	.244	62	209	23	51	17	2	5	23	17	54	4	4
Snusz, Chris	.258	22	66	5	17	3	0	1	1	4	13	0	0
Stansberry, Craig	.238	116	421	62	100	22	11	18	67	44	114	14	5
Thompson, Rich	.257	94	346	58	89	11	5	3	30	30	60	45	6
Wilson, Andy	.235	7	17	1	4	0	0	0	1	3	4	0	0
<b>TOTALS</b>	<b>.263</b>	<b>142</b>	<b>4801</b>	<b>671</b>	<b>1262</b>	<b>236</b>	<b>38</b>	<b>141</b>	<b>617</b>	<b>485</b>	<b>1081</b>	<b>155</b>	<b>46</b>

HISTORY/RECORDS

PLAYER	W-L	ERA	G	GS	CG	SHO	SV	IP	H	R	ER	HR	BB	SO
Borner, Brady	6-1	2.08	48	0	0	0	0	90.2	77	22	21	8	13	90
Candelario, Eddi	3-4	3.12	13	13	0	0	0	75.0	76	33	26	5	15	59
Capps, Matt	0-2	2.70	17	0	0	0	7	20.0	21	8	6	2	1	26
Connolly, Mike	5-6	3.32	15	15	1	0	0	84.0	90	35	31	4	24	60
Evans, Tom	0-0	0.00	1	0	0	0	0	0.1	1	0	0	0	0	1
Gorzelanny, Tom	8-5	3.26	23	23	1	1	0	129.2	114	50	47	6	46	124
Harts, Jeremy	1-2	8.08	29	0	0	0	0	39.0	33	42	35	4	53	46
Izquierdo, Hansel	7-5	4.51	24	17	0	0	0	103.2	104	61	52	6	41	84
Jacobsen, Landon	2-0	3.86	11	0	0	0	1	23.1	21	14	10	1	11	23
Johnson, James	5-4	3.33	31	1	0	0	1	51.1	50	25	19	4	16	54
Kaye, Justin	3-3	4.09	53	0	0	0	22	61.2	63	29	28	4	29	54
Maholm, Paul	6-2	3.20	16	16	0	0	0	81.2	73	32	29	5	26	75
Martin, Greg	0-1	16.87	3	0	0	0	0	2.2	5	5	5	0	1	0
Peterson, Matt	11-9	5.51	27	26	0	0	0	143.2	156	102	88	19	74	87
Roach, Jason	1-3	4.42	10	4	0	0	2	36.2	45	21	18	7	11	19
Sanchez, Romulo	1-0	3.60	2	2	0	0	0	10.0	11	4	4	2	4	5
Shaffar, Ben	2-3	3.44	44	0	0	0	9	73.1	73	33	28	6	26	69
Sharpless, Josh	1-0	2.89	7	0	0	0	0	9.1	6	3	3	0	3	13
Snusz, Chris	0-0	0.00	1	0	0	0	0	1.0	2	1	0	0	0	0
Stewart, Paul	6-10	4.92	26	20	0	0	0	120.2	143	78	66	19	44	76
Youman, Shane	8-6	3.92	44	5	0	0	2	101.0	102	54	44	10	48	77
<b>TOTALS</b>	<b>76-66</b>	<b>4.00</b>	<b>142</b>	<b>142</b>	<b>2</b>	<b>5</b>	<b>44</b>	<b>1258.2</b>	<b>1266</b>	<b>652</b>	<b>560</b>	<b>112</b>	<b>486</b>	<b>1042</b>



# 2006 CURVE (75-64)

*Curve*

PLAYER	AVG	G	AB	R	H	2B	3B	HR	RBI	BB	SO	SB	CS
Albaladejo, Jonathan	.000	6	2	0	0	0	0	0	0	0	0	0	0
Alvarez, Rafael	.250	78	244	31	61	6	4	4	26	23	71	0	0
Bixler, Brian	.301	60	226	36	68	13	1	3	19	16	57	6	2
Boeve, Adam	.333	38	138	26	46	7	2	3	24	18	35	3	2
Borner, Brady	.000	6	3	0	0	0	0	0	0	0	0	0	0
Buttler, Vic	.292	109	411	52	120	20	14	5	51	33	53	21	3
Casey, Sean	.273	3	11	1	3	0	0	1	2	1	0	0	0
Chapman, Travis	.275	11	40	4	11	3	0	1	7	4	6	0	0
Chaves, Brandon	.228	120	377	41	86	15	3	5	52	50	76	9	1
Chiavacci, Ron	.222	6	9	0	2	0	0	0	0	0	5	0	0
Connolly, Michael	.182	9	11	2	2	0	0	0	2	3	6	0	0
Doumit, Ryan	.333	4	15	4	5	3	0	0	4	0	1	0	0
Guzman, Javier	.268	129	485	57	130	23	5	7	40	25	64	12	8
Hernandez, Chris	.200	18	5	0	1	0	0	0	0	1	3	0	0
Jacobsen, Landon	.000	7	13	1	0	0	0	0	1	1	6	0	0
Lee, Taber	.216	46	102	9	22	3	2	1	5	5	29	3	0
Lytle, Chaz	.111	5	9	1	1	0	0	0	0	0	1	0	0
Maldonado, Carlos	.278	5	18	1	5	2	0	0	0	0	6	0	0
Martinez, Octavio	.259	24	81	9	21	2	0	0	8	3	11	1	1
McCutchen, Andrew	.308	20	78	12	24	4	0	3	12	8	20	1	1
Morgan, Nyjer	.306	56	219	39	67	6	5	1	10	15	28	21	11
Parrish, David	.292	72	240	28	70	15	1	4	32	29	38	0	0
Perez, Franklin	.000	7	1	0	0	0	0	0	0	0	0	0	0
Peterson, Matt	.000	14	16	0	0	0	0	0	0	0	10	0	0
Pond, Simon	.249	128	461	64	115	32	3	13	78	59	121	3	3
Reyes, Milver	.193	49	166	9	32	4	0	0	11	6	19	0	0
Roach, Jason	.125	9	16	1	2	0	0	0	0	0	5	0	0
Rodriguez, Nerio	.000	2	3	0	0	0	0	0	0	0	0	0	0
Roneberg, Brett	.303	109	400	63	121	19	1	10	74	51	58	9	1
Sadtler, Ray	.234	86	282	38	66	9	5	15	46	34	88	5	3
Shortslef, Josh	.250	4	8	0	2	0	0	0	0	0	1	0	0
Stansberry, Craig	.258	72	260	46	67	18	3	10	30	31	62	8	3
Starling, Wardell	.368	8	18	2	7	3	1	0	6	1	5	0	0
Thompson, Rich	.340	14	50	11	17	3	0	0	5	8	11	1	3
Ust, Brant	.199	55	166	14	33	3	0	4	17	13	38	0	1
Van Benschoten, John	.000	1	1	0	0	0	0	0	0	0	1	0	0
Vasquez, Jorge	.000	21	1	0	0	0	0	0	0	0	0	0	0
Walker, Neil	.161	10	31	5	5	0	0	2	3	1	4	0	0
Wells, Kip	.000	1	3	0	0	0	0	0	0	0	1	0	0
Youman, Shane	.000	7	7	0	0	0	0	0	0	0	2	0	0
<b>TOTALS</b>	<b>.262</b>	<b>139</b>	<b>4628</b>	<b>607</b>	<b>1212</b>	<b>213</b>	<b>50</b>	<b>92</b>	<b>565</b>	<b>439</b>	<b>942</b>	<b>103</b>	<b>43</b>

PLAYER	W-L	ERA	G	GS	CG	SHO	SV	IP	H	R	ER	HR	BB	SO
Albaladejo, Jonathan	1-2	4.00	18	1	0	0	0	36.0	41	18	16	4	5	27
Blackwell, Chad	0-0	7.50	4	0	0	0	0	6.0	8	5	5	0	2	6
Borner, Brady	2-0	7.11	13	0	0	0	0	19.0	28	15	15	3	6	13
Chiavacci, Ron	1-3	3.06	10	7	0	0	0	50.0	40	26	17	6	13	49
Connolly, Mike	7-8	4.98	25	24	0	0	0	121.0	117	75	67	18	53	87
Davidson, David	1-1	2.31	10	1	0	0	0	11.2	8	4	3	0	10	13
Hernandez, Chris	5-3	3.65	42	0	0	0	2	66.2	58	31	27	3	21	71
Jacobsen, Landon	14-9	3.21	26	25	1	1	0	154.0	144	64	55	8	55	80
Johnson, James	0-0	6.62	11	0	0	0	0	17.2	20	13	13	3	12	15
Knight, Brandon	2-7	2.25	51	0	0	0	27	64.0	51	19	16	6	20	86
Lorenzo, Matt	0-1	15.00	1	1	0	0	0	3.0	4	5	5	0	4	1
Moeves, Derrik	0-1	5.40	5	0	0	0	0	6.2	6	4	4	1	5	6
Neal, Blaine	2-0	1.99	29	0	0	0	2	40.2	34	13	9	2	10	46
Perez, Franklin	2-1	2.57	16	0	0	0	2	28.0	18	9	8	3	8	21
Peterson, Matt	6-6	5.03	31	17	0	0	0	112.2	115	65	63	10	47	83
Roach, Jason	6-7	3.65	17	17	0	0	0	93.2	99	47	38	11	27	50
Rodriguez, Nerio	0-2	7.07	3	3	0	0	0	14.0	15	11	11	2	6	16
Rogers, Brian	0-0	0.00	2	0	0	0	1	4.0	2	0	0	0	2	5
Rojas, Chris	0-1	4.91	3	3	0	0	0	11.0	13	8	6	0	6	10
Sanchez, Romulo	0-0	5.00	8	0	0	0	0	9.0	8	5	5	0	8	5
Sharpless, Josh	2-0	0.86	14	0	0	0	8	21.0	8	2	2	0	9	30
Shortslef, Josh	6-2	4.45	12	12	0	0	0	60.2	62	33	30	4	13	50
Starling, Wardell	6-5	2.80	15	15	1	0	0	86.2	81	36	27	6	27	42
Van Benschoten, John	1-0	3.60	1	1	0	0	0	5.0	3	2	2	0	3	3
Vasquez, Jorge	3-3	2.22	47	0	0	0	5	65.0	45	21	16	2	28	87
Wells, Kip	1-0	3.68	1	1	0	0	0	7.1	6	3	3	1	1	4
Youman, Shane	7-2	1.51	23	11	0	0	1	95.1	70	27	16	4	20	64
<b>TOTALS</b>	<b>75-64</b>	<b>3.56</b>	<b>139</b>	<b>139</b>	<b>2</b>	<b>11</b>	<b>49</b>	<b>1209.2</b>	<b>1104</b>	<b>561</b>	<b>479</b>	<b>98</b>	<b>421</b>	<b>970</b>





# 2007 CURVE (73-68)

PLAYER	AVG	G	AB	R	H	2B	3B	HR	RBI	BB	SO	SB	CS
Albaladejo, Jonathan	.000	6	2	0	0	0	0	0	0	0	0	0	0
Bergeron, Peter	.240	33	104	12	25	4	1	0	9	8	18	2	0
Bloom, Kyle	1.000	1	1	0	1	0	0	0	0	0	0	0	0
Boeve, Adam	.270	96	330	55	89	14	2	17	53	50	100	17	5
Bouknight, Kip	.208	14	24	4	5	0	0	0	2	2	5	1	0
Bowers, Jason	.272	113	426	56	116	27	4	8	51	51	63	16	6
Brazelton, Dewon	.000	6	9	1	0	0	0	0	0	0	0	0	0
Buttler, Vic	.274	74	263	38	72	7	4	3	24	31	26	22	9
Chaves, Brandon	.265	105	336	41	89	17	2	0	40	39	79	19	6
Corley, Brad	.256	10	39	3	10	2	0	0	4	0	6	1	0
Davidson, David	.200	14	5	0	1	0	0	0	1	0	2	0	0
Delaney, Jason	.265	65	223	25	59	10	0	7	35	38	52	0	0
Elliott, Justin	.000	3	4	0	0	0	0	0	0	0	2	0	0
Falcon, Omar	.063	8	16	1	1	0	0	0	0	3	9	0	0
Fernandez, Alex	.219	82	215	22	47	11	0	2	23	12	30	1	0
Guzman, Javier	.310	52	171	19	53	13	0	2	25	5	20	7	0
Hernandez, Chris	.000	18	1	0	0	0	0	0	0	0	1	0	0
Herrera, Yoslan	.154	9	13	0	2	0	0	0	0	0	6	0	0
Johnson, Russ	.205	13	44	8	9	2	0	3	5	7	6	2	0
Lee, Taber	.235	89	196	29	46	8	0	0	16	31	31	11	1
Maldonado, Carlos	.000	3	6	0	0	0	0	0	0	0	1	0	0
McCutchen, Andrew	.258	118	446	70	115	20	3	10	48	44	83	17	1
Meath, Matt	.273	17	33	6	9	2	0	0	0	6	9	1	0
Munoz, Luis	.100	12	20	0	2	1	0	0	0	1	11	0	0
Nannini, Mike	.500	3	2	0	1	0	0	0	0	0	0	0	0
Parrish, David	.244	46	156	18	38	9	0	3	19	10	32	0	0
Pearce, Steve	.334	81	290	57	97	27	2	14	72	33	45	7	2
Peterson, Brian	.272	83	250	30	68	14	1	3	30	27	38	0	2
Reyes, Milver	.230	27	74	2	17	4	0	0	6	5	19	0	0
Roach, Jason	.000	13	1	0	0	0	0	0	0	0	0	0	0
Roneberg, Brett	.248	77	238	38	59	10	3	8	35	32	39	8	0
Ruiz, Randy	.290	47	162	20	47	9	1	7	30	18	32	0	1
Shortslef, Josh	.125	11	16	0	2	1	0	0	1	0	6	0	0
Soler, Alay	.250	7	4	0	1	0	0	0	0	0	1	0	0
Starling, Wardell	.000	11	6	0	0	0	0	0	0	1	3	0	0
Truby, Chris	.333	7	27	4	9	1	0	0	3	1	4	0	1
Walker, Neil	.288	117	431	77	124	30	3	13	66	53	73	9	4
<b>TOTALS</b>	<b>.265</b>	<b>141</b>	<b>4582</b>	<b>636</b>	<b>1214</b>	<b>243</b>	<b>26</b>	<b>100</b>	<b>598</b>	<b>508</b>	<b>857</b>	<b>141</b>	<b>38</b>

PLAYER	W-L	ERA	G	GS	CG	SHO	SV	IP	H	R	ER	HR	BB	SO
Astacio, Olivo	0-0	0.00	1	0	0	0	0	2.0	0	0	0	0	2	1
Belisario, Ronald	1-0	3.28	18	0	0	0	0	24.2	23	11	9	4	14	21
Bloom, Kyle	1-1	0.90	2	2	0	0	0	10.0	5	3	1	1	6	10
Bouknight, Kip	11-6	3.83	24	22	1	0	0	138.2	135	67	59	12	36	83
Bowers, Jason	0-0	0.00	1	0	0	0	0	1.0	1	0	0	0	0	1
Brazelton, Dewon	5-5	3.53	15	15	3	1	0	86.2	88	37	34	5	17	52
Bresnehan, Patrick	1-0	4.50	3	0	0	0	0	6.0	5	3	3	0	2	3
Crotta, Michael	0-1	10.12	1	1	0	0	0	2.2	6	7	3	0	2	0
Davidson, David	3-1	4.22	39	0	0	0	2	59.2	44	30	28	3	30	55
Hankins, Derek	0-1	12.27	1	1	0	0	0	3.2	4	6	5	1	5	2
Hernandez, Chris	6-1	2.86	42	0	0	0	4	56.2	53	19	18	4	20	55
Herrera, Yoslan	6-9	4.69	25	25	1	0	0	128.2	151	72	67	11	38	70
Munoz, Luis	12-5	3.63	25	23	1	1	0	136.1	130	63	55	11	32	89
Nannini, Mike	1-1	4.95	14	0	0	0	0	20.0	20	12	11	4	5	19
Paniagua, Jose	0-0	3.00	5	0	0	0	0	9.0	10	3	3	1	3	4
Peterson, Matt	4-2	1.98	51	0	0	0	29	63.2	50	14	14	4	27	56
Redmond, Todd	1-1	3.12	3	3	0	0	0	17.1	15	6	2	3	3	12
Reyes, Milver	0-0	0.00	1	0	0	0	0	0.1	1	0	0	0	0	0
Roach, Jason	4-3	5.00	32	2	0	0	1	63.0	76	44	35	4	28	39
Sanchez, Romulo	6-3	2.81	40	0	0	0	1	57.2	43	24	18	8	17	52
Shortslef, Josh	5-13	4.40	27	27	0	0	0	149.1	170	87	73	12	59	85
Soler, Alay	1-1	6.00	14	5	0	0	1	39.0	48	30	26	4	19	24
Starling, Wardell	3-8	6.68	32	12	1	0	1	84.2	96	64	61	5	32	51
Vaclavik, Justin	2-6	8.39	24	3	0	0	0	34.1	50	37	32	3	21	28
Williams, Brandon	0-0	10.80	2	0	0	0	0	3.1	6	4	4	0	1	2
<b>TOTALS</b>	<b>73-68</b>	<b>4.24</b>	<b>141</b>	<b>141</b>	<b>7</b>	<b>7</b>	<b>39</b>	<b>1198.1</b>	<b>1230</b>	<b>643</b>	<b>565</b>	<b>98</b>	<b>419</b>	<b>814</b>





# 2008 CURVE (65-77)

*Curve*

PLAYER	AVG	G	AB	R	H	2B	3B	HR	RBI	BB	SO	SB	CS
Alvarez, Victor	.100	23	60	7	6	2	0	0	0	10	10	1	1
Boone, James	.219	96	329	36	72	12	2	10	40	39	107	2	3
Bowers, Jason	.239	97	309	40	74	20	2	5	40	21	59	12	3
Chang, Ray	.333	5	6	1	2	1	0	0	0	2	2	0	0
Corley, Brad	.262	134	500	59	131	25	3	11	49	25	106	5	9
Cruz, Luis	.264	105	375	41	99	24	1	6	46	19	34	3	3
Delaney, Jason	.292	109	367	42	107	21	3	7	43	68	77	7	2
Dorta, Melvin	.285	116	403	44	115	17	5	7	43	31	43	18	14
Doumit, Ryan	.429	3	7	0	3	0	0	0	0	0	2	0	0
Duffy, Chris	.259	18	58	7	15	5	1	1	4	6	10	1	1
Finegan, Brian	.207	31	82	8	17	3	0	2	3	3	16	3	1
Ford, Shelby	.285	81	319	43	91	23	10	4	32	20	49	19	5
Gonzalez, Angel R.	.278	29	97	10	27	5	1	1	8	1	23	2	2
Lerud, Steven	.233	47	146	17	34	7	0	4	18	14	42	1	0
Negrych, Jim	.310	25	87	10	27	5	0	0	10	11	14	5	1
Pacheco, Jonel	.288	116	416	64	120	17	0	12	52	42	82	11	4
Perez, Miguel	.281	57	171	14	48	4	0	2	22	9	32	1	1
Powell, Pedro	.148	45	81	6	12	0	0	0	4	7	15	6	1
Reyes, Milver	.187	53	150	10	28	4	0	1	7	7	31	0	0
Romak, Jamie	.208	33	120	15	25	6	0	7	23	17	32	0	0
Tabata, Jose	.348	22	89	16	31	6	2	3	13	8	18	8	0
Watts, Kris	.160	17	50	2	8	1	0	0	3	5	7	1	0
Webster, Anthony	.229	91	292	41	67	11	5	5	35	23	21	10	6
Wilson, Jack	.316	7	19	1	6	0	0	0	0	4	2	1	0
<b>TOTALS</b>	<b>.255</b>	<b>142</b>	<b>4640</b>	<b>539</b>	<b>1182</b>	<b>221</b>	<b>35</b>	<b>88</b>	<b>499</b>	<b>397</b>	<b>876</b>	<b>117</b>	<b>57</b>

PLAYER	W-L	ERA	G	GS	CG	SHO	SV	IP	H	R	ER	HR	BB	SO
Antelo, Derek	0-0	10.80	9	1	0	0	0	10.0	15	15	12	2	12	5
Barthmaier, Jimmy	2-4	4.86	10	10	0	0	0	46.1	42	27	25	3	21	40
Belisario, Ronald	4-4	4.74	38	0	0	0	9	57.0	63	31	30	5	25	36
Bloom, Kyle	5-8	4.19	28	22	1	0	0	109.2	103	57	51	9	55	93
Bowers, Jason	0-0	0.00	1	0	0	0	0	0.1	0	0	0	0	1	0
Bresnehan, Pat	0-1	4.29	38	0	0	0	6	50.1	44	32	24	1	50	40
Capps, Matt	0-0	0.00	3	0	0	0	0	3.0	0	0	0	0	1	5
Castorri, Christian	1-3	6.66	23	5	0	0	2	51.1	70	39	38	7	22	23
Davidson, David	4-2	3.34	35	0	0	0	0	64.2	58	27	24	3	36	51
Guerrero, Emilis	0-0	6.75	1	0	0	0	0	1.1	2	1	1	0	1	1
Hamman, Corey	5-6	3.18	16	13	0	0	0	70.2	69	30	25	7	19	44
Hankins, Derek	2-11	4.54	24	23	0	0	0	119.0	135	168	60	14	26	89
Hernandez, Chris	4-0	2.61	14	0	0	0	4	20.2	15	6	6	1	3	23
Herrera, Yoslan	6-9	3.46	21	21	0	0	0	114.1	114	51	44	9	36	69
Hill, Joshua	4-11	4.53	22	21	0	0	0	111.1	119	68	56	12	48	65
Holliday, Brian	1-1	6.91	3	3	1	0	0	14.1	24	13	11	2	4	8
Hughes, Jared	2-2	4.94	6	6	0	0	0	31.0	35	19	17	4	16	18
Johnson, Blair	1-0	10.00	7	0	0	0	0	9.0	16	10	10	3	4	3
Mateo, Juan	7-1	2.12	32	0	0	0	5	68.0	50	22	16	5	17	58
Meek, Evan	1-1	2.81	9	0	0	0	2	16.0	14	5	5	0	3	17
Munoz, Luis	1-4	7.34	7	7	0	0	0	30.2	41	25	25	4	16	14
Pearson, Kyle	0-0	7.00	5	0	0	0	0	9.0	14	7	7	2	4	4
Reichert, Dan	3-4	4.65	9	9	0	0	0	50.1	48	28	26	5	25	31
Reyes, Milver	0-0	36.00	1	0	0	0	0	1.0	4	4	4	2	0	1
Roberts, Kevin	1-1	7.56	13	0	0	0	0	16.2	14	16	14	2	15	9
Robles, Moises	1-1	6.27	13	0	0	0	0	18.2	28	16	13	2	5	10
Rogers, Brian	2-0	0.60	7	0	0	0	0	15.0	9	1	1	0	3	13
Shortslef, Josh	5-2	3.47	29	1	0	0	3	62.1	59	29	24	3	25	51
Sues, Jeff	3-1	3.77	24	0	0	0	1	43.0	35	19	18	3	20	55
<b>TOTALS</b>	<b>65-77</b>	<b>4.35</b>	<b>142</b>	<b>142</b>	<b>2</b>	<b>6</b>	<b>32</b>	<b>1215.0</b>	<b>1240</b>	<b>666</b>	<b>587</b>	<b>110</b>	<b>513</b>	<b>876</b>

HISTORY/RECORDS



PLAYER	AVG	G	AB	R	H	2B	3B	HR	RBI	BB	SO	SB	CS
Alvarez, Pedro	.333	60	222	42	74	18	0	13	40	34	59	1	0
Boone, James	.179	43	123	11	22	5	0	1	10	7	29	2	0
Chang, Ray	.291	41	127	22	37	14	0	2	19	15	16	1	2
Corley, Brad	.221	31	104	14	23	6	1	4	14	4	25	0	1
Corsaletti, Jeff	.230	89	278	31	64	14	3	2	23	50	33	6	3
Delaney, Jason	.271	125	435	49	118	25	5	7	65	57	90	1	3
Dunham, Miles	.275	65	240	31	66	17	2	5	34	20	57	8	2
Ford, Shelby	.233	29	103	12	24	6	0	2	17	12	18	2	0
Friday, Brian	.265	110	407	48	108	22	3	7	46	51	69	7	5
Gimenez, Hector	.286	41	133	16	38	6	1	6	18	6	22	2	1
Gonzalez, Angel R.	.192	66	172	17	33	6	1	1	14	14	37	2	1
Hernandez, Gorkys	.262	86	344	45	90	14	2	3	31	24	76	9	8
Lerud, Steven	.240	95	304	31	73	17	0	4	26	38	53	2	1
Lopez, Pedro	.263	53	190	24	50	3	1	3	16	13	20	1	3
Machado, Anderson	.185	28	81	9	15	4	1	0	2	14	21	4	1
Negrych, Jim	.272	93	323	51	88	18	1	3	30	45	37	8	1
Pacheco, Jonel	.275	122	432	58	119	24	2	14	58	27	89	15	12
Perez, Miguel	.262	30	84	14	22	5	0	2	12	8	21	0	0
Prasch, Eddie	.294	8	17	4	5	0	0	0	0	0	4	0	0
Reyes, Milver	.282	14	39	4	11	5	0	0	3	4	9	0	0
Romak, Jamie	.175	64	211	12	37	12	0	5	24	18	66	1	0
Tabata, Jose	.303	61	228	31	69	15	1	2	25	20	25	7	6
<b>TOTALS</b>	<b>.256</b>	<b>142</b>	<b>4676</b>	<b>580</b>	<b>1195</b>	<b>257</b>	<b>24</b>	<b>87</b>	<b>530</b>	<b>485</b>	<b>916</b>	<b>79</b>	<b>50</b>

PLAYER	W-L	ERA	G	GS	CG	SHO	SV	IP	H	R	ER	HR	BB	SO
Agüero, Ramon	0-2	2.84	8	0	0	0	4	12.2	8	4	4	0	6	13
Alderson, Tim	3-1	4.66	7	7	0	0	0	38.2	39	23	20	4	13	18
Bloom, Kyle	6-9	4.05	22	21	0	0	0	104.1	92	60	47	3	57	71
Castorri, Christian	1-1	17.36	5	0	0	0	0	4.2	12	10	9	1	3	3
Chang, Ray	0-0	0.00	1	0	0	0	0	1.0	0	0	0	0	0	0
Corley, Brad	0-0	0.00	1	0	0	0	0	1.0	0	0	0	0	1	1
Crotta, Michael	7-8	4.76	27	27	0	0	0	143.2	181	90	76	7	33	97
Dubee, Michael	3-0	2.91	26	0	0	0	1	34.0	39	21	11	5	10	28
Dumatrait, Phil	0-1	11.25	1	1	0	0	0	4.0	9	5	5	0	0	4
Hamman, Corey	0-3	3.68	29	0	0	0	1	29.1	28	15	12	1	8	21
Hankins, Derek	3-4	4.42	19	9	0	0	1	71.1	70	40	35	6	26	66
Herrera, Yoslan	11-1	3.23	23	15	0	0	0	97.2	98	39	35	5	33	65
Herron, Tyler	0-2	4.50	8	4	0	0	0	26.0	30	13	13	1	15	18
Hill, Josh	0-1	5.45	22	0	0	0	0	34.2	41	24	21	4	11	21
Holdzkorn, Lincoln	0-1	0.00	14	0	0	0	0	17.0	15	7	0	1	10	10
Hughes, Jared	1-6	3.88	17	7	0	0	3	46.1	55	31	20	1	16	36
Krebs, Eric	2-4	4.86	10	0	0	0	0	16.2	11	12	9	1	17	15
Lincoln, Brad	1-5	2.28	13	13	1	1	0	75.0	63	22	19	4	18	65
Machi, Jean	2-3	2.08	28	0	0	0	0	34.2	28	12	8	2	13	25
Mateo, Juan	0-0	0.00	1	0	0	0	0	1.0	1	0	0	0	0	1
Mollegen, Dustin	1-1	4.62	18	0	0	0	1	37.0	37	21	19	5	16	26
Moskos, Danny	11-10	3.74	27	25	1	0	0	149.0	159	75	62	11	58	77
Nestor, Scott	2-3	5.31	33	0	0	0	10	42.1	35	26	25	7	29	47
Newsom, Randy	2-1	17.36	5	0	0	0	0	4.2	8	9	9	1	6	2
Nottingham, Shawn	0-1	8.37	26	0	0	0	0	23.2	34	22	22	1	19	22
Robles, Moises	1-0	6.48	6	0	0	0	0	8.1	12	6	6	3	2	7
Smith, Sean	3-3	2.95	22	3	1	1	7	61.0	48	23	20	4	23	53
Sues, Jeff	2-6	4.46	40	0	0	0	2	78.2	66	43	39	7	37	74
Veal, Donald	0-0	1.35	7	5	0	0	0	13.1	5	2	2	0	10	18
Watson, Tony	0-3	8.22	5	5	0	0	0	15.1	22	18	14	2	11	14
<b>TOTALS</b>	<b>62-80</b>	<b>4.11</b>	<b>142</b>	<b>142</b>	<b>3</b>	<b>10</b>	<b>36</b>	<b>1227.0</b>	<b>1246</b>	<b>673</b>	<b>560</b>	<b>87</b>	<b>501</b>	<b>918</b>

## PIRATES' LONGEST, UNINTERRUPTED AFFILIATIONS

The Curve have been the Double-A affiliate of the Pittsburgh Pirates since the franchise started play in 1999. The relationship officially began on September 15, 1998 with the announcement of the first Player Development Contract between the two organizations. Located just 85 miles (as the crow flies) from PNC Park, Altoona's 22-year relationship with the Pirates is the longest-running, uninterrupted minor league affiliate in the 139-year history of the Pittsburgh Pirates. On March 17, 2018, the two teams announced the extension of their PDC through the Curve's 24th season in 2022. Below is a complete list of Pirates minor league affiliations to last ten seasons or longer.

CLUB	YEARS	CLASS	LEAGUE	CLUB	YEARS	CLASS	LEAGUE
Altoona Curve	22 (1999-pres.)	AA	Eastern	Bradenton Marauders	12 (2010-pres.)	A FSL/Low-A East	
Salem Rebels/Pirates	17 (1964-1980)	A	Carolina	Albany Senators	11 (1940-1950)	A	Eastern
Indianapolis Indians	16 (2005-pres.)	AAA	International	Hickory Crawdads	11 (1988-1998)	A	South Atlantic
Lynchburg Hillcats	15 (1995-2009)	A-Adv.	Carolina	Hickory Crawdads	10 (1999-2008)	A	South Atlantic
Columbus Jets	14 (1957-1970)	AAA	International	West Virginia Power	10 (2009-2018)	A	South Atlantic

Salem, Va. is the only city to host a Pirates affiliate for more total seasons than Altoona. Salem was an affiliate at three different levels for 28 years combined over two different stints (1964-80 & 1990-94). The Salem Rebels (renamed the Pirates in 1972 after Pittsburgh's 1971 World Series title) were the Rookie-level affiliate from 1964-67, then moved up to full-season Class A in 1968 and remained through 1980. After three years as an affiliate of the San Diego Padres and three more with the Texas Rangers, Salem returned to Pirates affiliation in 1987 and were re-named the Buccaneers. The Carolina League became Class A-Advanced in 1990 and Salem remained an affiliate through 1994 before the Pirates moved on to Lynchburg prior to the 1995 campaign.


# 2010 CURVE (82-60)

*Curve*

PLAYER	AVG	G	AB	R	H	2B	3B	HR	RBI	BB	SO	SB	CS
Chen, Yung-Chi	.238	32	105	11	25	5	1	1	14	8	17	2	0
d'Arnaud, Chase	.247	132	530	91	131	33	9	6	48	56	102	33	7
de los Santos, Jose	.200	54	150	15	30	4	0	0	12	5	35	9	3
Durham, Miles	.259	136	483	64	125	27	6	10	69	52	139	9	9
Ford, Shelby	.245	56	151	16	37	8	1	4	16	6	39	4	0
Gimenez, Hector	.305	94	338	49	103	29	0	16	72	46	72	6	1
Hague, Matt	.295	135	509	90	150	30	0	15	86	61	62	3	6
Harrison, Josh	.300	135	520	74	156	33	3	4	75	32	52	19	7
Hernandez, Gorkys	.266	92	368	45	98	11	4	2	26	33	95	17	3
Jones, Brandon	.245	31	110	10	27	5	0	1	7	13	17	0	0
Lambo, Andrew	.275	26	91	12	25	1	0	2	10	9	30	0	0
Mercer, Jordy	.282	126	485	67	137	31	2	3	65	31	69	7	1
Negrych, Jim	.274	75	230	33	63	11	3	1	35	31	45	2	5
Norman, Anthony	.220	71	191	28	42	8	2	4	20	28	49	4	2
Presley, Alex	.350	67	246	42	86	13	7	6	47	19	33	5	1
Skelton, James	.250	4	4	1	1	0	0	0	0	0	2	0	0
Watts, Kris	.266	56	173	26	46	13	0	4	19	31	22	0	0
<b>TOTALS</b>	<b>.268</b>	<b>142</b>	<b>4835</b>	<b>688</b>	<b>1294</b>	<b>268</b>	<b>38</b>	<b>80</b>	<b>627</b>	<b>475</b>	<b>960</b>	<b>120</b>	<b>45</b>

PLAYER	W-L	ERA	G	GS	CG	SHO	SV	IP	H	R	ER	HR	BB	SO
Aguero, Ramon	2-5	8.68	17	0	0	0	2	18.2	27	18	18	1	14	17
Alderson, Tim	7-6	5.62	18	18	0	0	0	89.2	112	60	56	10	27	59
Barthmaier, Jimmy	0-0	12.00	5	0	0	0	0	3.0	6	5	4	0	5	2
Boleska, Tom	1-1	2.73	12	0	0	0	3	26.1	25	10	8	2	8	18
Claggett, Anthony	0-0	3.00	12	0	0	0	0	15.0	15	5	5	0	5	13
Colla, Michael	2-0	3.10	13	0	0	0	1	29.0	27	11	10	5	8	23
Crotta, Mike	2-0	1.78	4	4	0	0	0	25.1	14	5	5	0	3	16
Dubee, Michael	6-2	2.24	45	0	0	0	5	76.1	62	23	19	4	19	68
Duke, Zach	0-0	2.57	2	2	0	0	0	7.0	5	2	2	1	1	1
Hamman, Corey	0-0	18.00	9	0	0	0	0	9.0	15	18	18	4	9	6
Hankins, Derek	5-5	2.83	34	7	1	0	7	101.2	88	36	32	7	30	68
Hansen, Craig	0-0	0.00	1	0	0	0	0	2.0	0	0	0	0	2	0
Hughes, Jared	12-8	4.42	30	23	0	0	0	150.2	166	93	74	15	41	120
Locke, Jeff	3-2	3.59	10	10	0	0	0	57.2	57	24	23	5	12	56
Molleken, Dustin	4-4	4.15	31	0	0	0	0	60.2	55	30	28	3	21	62
Moreno, Diego	0-0	7.04	7	0	0	0	2	7.2	10	6	6	1	3	12
Morris, Bryan	6-4	4.25	19	16	0	0	0	89.0	87	45	42	9	31	84
Moskos, Daniel	3-1	1.52	37	0	0	0	21	41.1	26	10	7	0	16	43
Ohlendorf, Ross	0-0	0.00	1	1	0	0	0	4.0	3	0	0	0	1	6
Owens, Rudy	12-6	<b>2.46</b>	26	26	0	0	0	150.0	124	46	41	11	23	132
Sues, Jeff	0-2	3.86	19	0	0	0	4	25.2	28	12	11	3	12	19
Taschner, Jack	0-0	4.50	2	0	0	0	0	2.0	2	1	1	0	1	2
Uviedo, Ronald	0-2	3.22	16	0	0	0	0	22.1	13	8	8	3	12	28
Watson, Tony	6-4	2.67	34	9	0	0	2	111.1	82	33	33	11	24	105
Wilson, Justin	11-8	3.09	27	26	0	0	0	142.2	109	59	49	4	71	134
<b>TOTALS</b>	<b>82-60</b>	<b>3.55</b>	<b>142</b>	<b>142</b>	<b>1</b>	<b>7</b>	<b>47</b>	<b>1268.0</b>	<b>1158</b>	<b>560</b>	<b>500</b>	<b>99</b>	<b>399</b>	<b>1094</b>

HISTORY RECORDS



PLAYER	AVG	G	AB	R	H	2B	3B	HR	RBI	BB	SO	SB	CS
Chalk, Brad	.244	97	266	23	65	7	5	0	36	26	45	4	1
Curry, Matt	.242	87	302	38	73	16	3	6	39	33	90	1	1
Durham, Miles	.204	45	157	18	32	10	1	2	19	15	52	4	1
Farrell, Jeremy	.260	88	312	40	81	18	1	5	38	29	78	4	1
Ford, Shelby	.194	20	62	5	12	1	0	1	6	1	19	0	1
Fryer, Eric	.345	37	113	24	39	4	2	5	16	16	21	1	0
Hernandez, Jose	.165	40	91	6	15	4	1	1	10	5	36	0	1
Holt, Brock	.288	132	511	62	147	30	9	1	40	50	85	18	10
Lambo, Andrew	.274	69	252	35	69	17	0	8	41	26	59	4	3
Latimore, Quincy	.239	128	457	52	109	32	1	15	59	33	140	7	8
Marte, Starling	<b>.332</b>	129	536	91	<b>178</b>	<b>38</b>	8	12	50	22	100	24	12
Mercer, Jordy	.268	72	265	40	71	17	1	13	48	23	35	6	3
Norman, Anthony	.282	29	71	12	20	3	4	0	9	7	16	2	1
Picart, Greg	.218	56	170	14	37	2	2	1	14	15	35	3	2
Rodriguez, Josh	.267	57	225	24	60	3	0	5	19	18	41	3	1
Sanchez, Tony	.241	118	402	46	97	14	1	5	44	47	76	5	5
Sanchez, Yunesky	.299	42	134	13	40	6	0	2	18	6	18	0	1
Scott, Travis	.091	10	33	2	3	0	1	0	2	1	10	0	0
Watts, Kris	.232	71	194	24	45	9	0	3	14	30	37	0	0
<b>TOTALS</b>	<b>.258</b>	<b>141</b>	<b>4673</b>	<b>574</b>	<b>1204</b>	<b>231</b>	<b>39</b>	<b>85</b>	<b>525</b>	<b>407</b>	<b>1052</b>	<b>86</b>	<b>52</b>

PLAYER	W-L	ERA	G	GS	CG	SHO	SV	IP	H	R	ER	HR	BB	SO
Alderson, Tim	0-4	4.12	42	1	0	0	0	74.1	70	39	34	6	27	57
Beimel, Joe	0-0	0.00	4	2	0	0	0	3.1	2	0	0	0	1	1
Boleska, Tom	1-1	5.40	12	0	0	0	0	16.2	14	10	10	0	12	11
Claggett, Anthony	5-5	3.75	42	0	0	0	2	62.1	46	26	26	6	32	36
Colla, Mike	5-11	3.70	29	23	0	0	0	133.2	117	58	55	20	39	109
Cox, Tyler	1-0	0.00	1	0	0	0	0	1.0	1	0	0	0	0	1
Crotta, Mike	0-0	0.00	1	0	0	0	0	1.0	1	0	0	0	0	1
Dubee, Michael	2-6	3.27	43	0	0	0	6	63.1	72	26	23	2	16	50
Hernandez, Jose	0-0	0.00	1	0	0	0	0	1.0	0	0	0	0	0	3
Hughes, Jared	3-4	4.09	13	11	0	0	0	61.2	62	31	28	2	18	33
Irwin, Phil	8-4	3.81	15	14	0	0	0	87.1	91	42	37	9	10	69
Krol, Noah	3-5	4.45	54	0	0	0	24	54.2	62	30	27	2	19	28
Leach, Brian	0-0	0.00	10	0	0	0	0	15.0	14	15	15	0	15	7
Leroux, Chris	1-2	2.57	5	0	0	0	0	7.0	9	5	2	2	0	6
Locke, Jeff	7-8	4.03	23	22	0	0	0	125	118	68	56	9	46	114
Loree, Mike	0-0	1.17	4	0	0	0	0	7.2	6	1	1	0	3	11
McPherson, Kyle	8-5	3.02	16	16	0	0	0	89.1	75	34	30	7	21	82
McSwain, Matt	2-0	3.76	32	2	0	0	0	67.0	70	29	28	11	17	29
Moreno, Diego	0-0	4.91	7	0	0	0	0	11.0	10	6	6	1	3	14
Morris, Bryan	3-4	3.35	35	6	0	0	3	78.0	72	34	29	2	33	64
Ohlendorf, Ross	0-0	3.86	1	1	0	0	0	4.2	5	2	2	1	1	3
Pribanic, Aaron	10-9	3.88	28	27	1	1	0	153.0	169	69	66	13	28	71
Sinkbeil, Brett	0-1	4.03	4	4	0	0	0	22.1	29	16	10	3	2	23
Thompson, Aaron	4-7	5.16	28	12	0	0	0	83.2	100	55	48	6	20	51
Veal, Donnie	0-1	7.71	4	0	0	0	0	4.2	9	4	4	3	0	3
Welker, Duke	1-0	5.40	8	0	0	0	0	10.0	11	7	6	0	1	9
<b>TOTALS</b>	<b>64-77</b>	<b>3.95</b>	<b>141</b>	<b>141</b>	<b>1</b>	<b>11</b>	<b>35</b>	<b>1238.2</b>	<b>1225</b>	<b>607</b>	<b>543</b>	<b>105</b>	<b>364</b>	<b>886</b>

## TALLEST CURVE PLAYERS

19 of the 21 players in Curve history listed at 6-foot-6 or taller have been right-handed pitchers.

John Holdzkom, RHP (2014) .....	6-9	<b>TALLEST POSITION PLAYERS BY PRIMARY POSITION</b>		
Johnny Hellweg, RHP (2017) .....	6-9			
Kenn Kasperek, RHP (2013-14) .....	6-8	<b>C</b>	Jacob Stallings (2012, '15) .....	6-5
Tyler Glasnow, RHP (2015-16) .....	6-8	<b>1B</b>	Brad Eldred (2004-05) .....	6-5
Duke Welker, RHP (2011-12) .....	6-7	<b>2B</b>	Shelby Ford (2008-11) .....	6-3
Blake Stein, RHP (2004) .....	6-7	<b>3B</b>	Neil Walker (2006-07, '13) .....	6-3
Tyler Sample, RHP (2014-15) .....	6-7	<b>SS</b>	Oneil Cruz (2019) .....	6-7
Jared Hughes, RHP (2008-11, '13) .....	6-7	<b>LF/RF</b>	Todd Dunn (1999) .....	6-5
Oneil Cruz, SS (2019) .....	6-7	<b>CF</b>	Gregory Polanco (2013) .....	6-5

The shortest player in Curve history was infielder Andy Wilson, listed at 5-foot-6, who played seven games for the Curve in 2005. After Elvis Escobar converted from outfielder to left-handed pitcher in 2018, Escobar's 5-foot-8 measurements made him the shortest Curve pitcher on record followed by Alonso Beltran (1999), Wilson Guzman (2000) and Eliecer Navarro (2013) at 5-foot-9.




# 2012 CURVE (72-70)

*Curve*

PLAYER	AVG	G	AB	R	H	2B	3B	HR	RBI	BB	SO	SB	CS
Brown, Kelson	.290	56	138	20	40	6	1	2	19	13	23	3	2
Cabrera, Ramon	.276	112	384	47	106	22	2	3	50	39	44	0	3
Chambers, Evan	.182	31	77	12	14	2	1	1	9	8	29	1	2
Cunningham, Jarek	.217	105	359	43	78	19	3	6	45	37	111	3	3
Curry, Matt	.285	111	396	53	113	34	5	11	76	44	107	4	4
Cutler, Charlie	.296	55	152	25	45	7	3	2	19	21	17	1	0
Durham, Miles	.259	40	135	22	35	11	2	2	14	13	33	6	3
Farrell, Jeremy	.221	98	298	32	66	15	1	4	25	31	83	3	3
Gonzalez, Elevys	.196	50	148	10	29	6	1	2	15	14	42	1	3
Grossman, Robbie	.266	95	350	59	93	20	4	7	36	59	78	9	10
Holt, Brock	.322	102	382	52	123	24	6	2	43	40	51	11	11
Lambo, Andrew	.250	26	92	13	23	3	1	4	16	14	19	0	1
Latimore, Quincy	.252	126	413	52	104	24	3	15	71	38	105	10	8
Maggi, Drew	.218	52	179	28	39	4	2	0	9	18	41	5	2
Marrero, Christian	.200	5	15	2	3	0	0	1	3	0	6	0	0
Norman, Anthony	.186	27	59	8	11	1	2	0	3	5	16	1	0
Nunez, Gustavo	.227	7	22	2	5	1	0	0	3	2	4	1	1
Perez, Miguel	.250	1	4	0	1	0	0	0	1	0	2	0	0
Picart, Greg	.211	15	19	3	4	0	0	0	0	3	1	1	0
Sanchez, Tony	.277	40	141	22	39	14	1	0	17	18	33	1	1
Stallings, Jacob	1.000	1	1	0	1	0	0	0	0	0	0	0	0
Tejeda, Oscar	.242	54	198	23	48	13	1	3	28	15	42	3	0
Vasquez, Andy	.250	2	4	1	1	1	0	0	1	0	1	0	0
Welch, Stefan	.266	67	214	34	57	12	1	5	27	31	59	3	1
<b>TOTALS</b>	<b>.259</b>	<b>142</b>	<b>4510</b>	<b>605</b>	<b>1170</b>	<b>254</b>	<b>42</b>	<b>72</b>	<b>561</b>	<b>500</b>	<b>1019</b>	<b>84</b>	<b>66</b>

PLAYER	W-L	ERA	G	GS	CG	SHO	SV	IP	H	R	ER	HR	BB	SO
Alderson, Tim	5-4	4.25	26	11	0	0	3	84.2	89	45	40	7	26	62
Baker, Nathan	4-7	4.94	32	13	0	0	1	105.2	100	67	58	9	57	77
Beckman, Ryan	0-0	0.00	1	0	0	0	0	0.1	1	0	0	0	1	1
Black, Vic	2-3	1.65	51	0	0	0	13	60.0	40	14	11	2	29	85
Cofield, Kyle	0-1	5.28	11	0	0	0	1	15.1	13	10	9	3	4	15
Cole, Gerrit	3-6	2.90	12	12	0	0	0	59.0	54	28	19	2	23	60
Colla, Mike	5-6	3.75	37	10	0	0	2	96.0	96	49	40	11	27	75
Cruz, Juan	0-0	13.50	2	2	0	0	0	1.1	5	2	2	0	0	2
Cumpton, Brandon	12-11	3.84	27	27	0	0	0	152.1	149	72	65	9	46	88
Foster, Zach	0-1	13.50	1	0	0	0	0	2.2	3	4	4	0	2	1
Harvey, Kris	0-3	3.29	31	0	0	0	2	54.2	52	26	20	4	27	45
Inman, Jeff	2-2	3.83	30	1	0	0	3	51.2	45	22	22	2	19	36
Irwin, Phil	4-7	2.93	18	16	3	1	0	104.1	97	39	34	7	17	83
Johnson, Kris	3-2	2.09	15	9	0	0	1	56.0	50	19	13	3	24	42
Kaminska, Kyle	1-0	3.00	4	1	0	0	0	12.0	13	4	4	0	0	11
Karstens, Jeff	1-0	0.90	2	2	0	0	0	10.0	8	1	1	0	1	6
Kensing, Logan	2-0	4.58	12	0	0	0	1	17.2	18	11	9	1	6	14
Maggi, Drew	0-0	0.00	1	0	0	0	0	0.1	0	0	0	0	0	0
Martis, Shairon	6-2	4.56	11	8	0	0	0	53.1	45	27	27	7	19	30
McPherson, Kyle	3-5	4.07	9	9	0	0	0	48.2	54	26	22	5	5	46
McSwain, Matt	4-2	4.88	19	6	0	0	0	55.1	66	35	30	2	27	41
Poreda, Aaron	2-0	2.25	3	3	0	0	0	16.0	12	6	4	0	11	11
Pribanic, Aaron	0-2	7.36	3	3	0	0	0	11.0	17	11	9	1	11	6
Ramos, Jhonathan	2-1	2.61	13	0	0	0	0	20.2	19	6	6	2	6	14
Strickland, Hunter	2-2	4.46	23	0	0	0	2	42.1	50	23	21	5	15	33
Taillon, Jameson	3-0	1.59	3	3	0	0	0	17.0	11	3	3	0	1	18
Townsend, Jason	2-0	0.00	3	0	0	0	0	10.1	10	0	0	0	4	3
Turgeon, Erik	1-0	0.00	1	0	0	0	0	2.0	0	0	0	0	1	0
Waldron, Tyler	1-2	4.05	6	6	0	0	0	26.2	26	12	12	3	11	15
Welker, Duke	2-1	2.31	15	0	0	0	5	23.1	19	7	6	0	7	19
<b>TOTALS</b>	<b>72-70</b>	<b>3.65</b>	<b>142</b>	<b>142</b>	<b>3</b>	<b>9</b>	<b>34</b>	<b>1210.2</b>	<b>1162</b>	<b>569</b>	<b>491</b>	<b>85</b>	<b>427</b>	<b>939</b>

HISTORY/RECORDS



# 2013 CURVE (63-79)

PLAYER	AVG	G	AB	R	H	2B	3B	HR	RBI	BB	SO	SB	CS
Brown, Kelson	.192	53	104	13	20	3	0	0	5	12	16	4	1
Cunningham, Jarek	.216	131	468	53	101	18	4	19	49	30	127	12	6
Curry, Matt	.248	26	105	11	26	4	0	4	16	5	35	2	0
Cutler, Charlie	.298	86	255	32	76	16	3	3	26	39	37	3	0
d'Arnaud, Chase	.143	4	14	1	2	0	0	0	0	1	1	1	0
Dickerson, Alex	.28	126	451	61	130	36	3	17	68	27	89	10	7
Hanson, Alen	.255	35	137	13	35	4	5	1	10	8	26	6	2
Howard, Justin	.314	98	283	40	89	15	1	8	38	38	62	7	6
Lambo, Andrew	.291	58	220	35	6	9	4	14	46	20	60	6	1
Maggi, Drew	.254	95	264	38	67	14	2	1	25	27	49	18	6
Ngoepe, Gift	.177	72	220	29	39	10	2	3	16	28	82	10	3
Paulino, Carlos	.220	99	323	23	71	9	4	0	38	28	48	5	1
Perez, Miguel	.143	4	7	1	1	0	0	0	0	0	1	0	0
Polanco, Gregory	.263	68	243	36	64	13	2	6	41	36	36	13	7
Rojas Jr., Mel	.274	120	446	57	122	28	9	5	41	38	100	14	8
Sanchez, Tony	.176	4	17	2	3	1	0	0	0	0	3	0	0
Santos, Adalberto	.281	118	409	62	115	23	1	6	47	59	70	21	8
Snider, Travis	.333	2	6	1	2	0	0	0	0	0	0	0	0
Solis, Ali	.164	20	61	7	10	3	0	0	1	3	17	2	0
Tejeda, Oscar	.262	29	84	10	22	2	0	2	12	5	18	0	0
Vasquez, Andy	.248	94	262	32	65	5	4	4	27	15	71	12	9
Walker, Neil	.417	4	12	0	5	1	0	0	1	1	2	0	0
Welch, Stefan	.149	29	74	6	11	2	0	1	6	10	16	0	0
<b>TOTALS</b>	<b>.252</b>	<b>142</b>	<b>4591</b>	<b>569</b>	<b>1157</b>	<b>218</b>	<b>44</b>	<b>94</b>	<b>520</b>	<b>437</b>	<b>1026</b>	<b>146</b>	<b>65</b>

## HISTORY/RECORDS

PLAYER	W-L	ERA	G	GS	CG	SHO	SV	IP	H	R	ER	HR	BB	SO
Alderson, Tim	1-0	1.32	7	0	0	0	2	13.2	4	3	2	0	2	17
Baker, Nate	4-4	6.05	38	7	0	0	3	80.1	92	63	54	8	45	68
Beckman, Ryan	0-1	2.37	15	0	0	0	1	19.0	19	7	5	0	7	15
Bromberg, David	6-12	3.51	26	20	0	0	0	136.0	120	64	53	10	52	127
Brown, Kelson	0-0	0.00	1	0	0	0	0	1.0	0	0	0	0	1	0
Cevette, Dan	0-0	0.00	2	0	0	0	0	2.1	3	1	0	0	1	2
Contreras, Jose	0-0	0.00	2	0	0	0	0	2.0	0	0	0	0	0	1
Cumpton, Brandon	0-1	7.45	2	2	0	0	0	9.2	11	9	8	0	5	7
Dodson, Zack	0-1	13.50	1	1	0	0	0	4.0	8	6	6	0	4	2
Grilli, Jason	0-0	0.00	2	2	0	0	0	2.0	2	0	0	0	0	4
Hollingsworth, Ethan	6-5	3.55	24	9	0	0	0	83.2	70	38	33	11	20	47
Hughes, Jared	0-0	0.00	1	1	0	0	0	2.0	1	0	0	0	0	4
Inman, Jeff	1-1	2.65	10	0	0	0	2	17.0	15	5	5	1	6	14
Karstens, Jeff	0-0	0.00	1	1	0	0	0	4.0	2	2	0	0	2	4
Kasperek, Kenn	4-2	3.26	38	1	0	0	2	60.2	62	27	22	3	16	44
Kingham, Nick	3-3	2.70	14	12	0	0	0	73.1	70	24	22	1	30	69
Liriano, Francisco	0-1	13.50	1	1	0	0	0	2.2	4	4	4	1	3	4
McDonald, James	0-1	5.79	2	2	0	0	0	4.2	4	3	3	1	5	2
Miller, Quinton	1-5	3.75	31	2	0	0	1	57.2	49	25	24	3	36	45
Morton, Charlie	1-1	2.41	4	4	0	0	0	18.2	10	5	5	2	6	11
Navarro, Eliecer	4-8	4.52	15	14	0	0	0	75.2	76	44	38	8	35	55
Pimentel, Stolmy	4-3	3.61	13	13	1	0	0	77.1	74	36	31	8	35	61
Ramos, Jhonathan	3-2	4.72	36	0	0	0	1	47.2	53	25	25	4	11	42
Sadler, Casey	11-7	3.31	23	23	1	0	0	130.1	116	54	48	11	42	67
Sanz, Luis	3-5	4.94	47	3	0	0	16	62.0	61	38	34	8	35	61
Taillon, Jameson	4-7	3.67	20	19	0	0	0	110.1	112	54	45	8	36	106
Thornton, Zack	2-1	2.00	19	1	0	0	2	36.0	24	9	8	1	7	45
Townsend, Jason	5-5	6.71	36	1	0	0	3	53.2	71	50	40	7	27	38
Vasquez, Andy	0-0	0.00	1	0	0	0	0	1.0	0	0	0	0	1	0
Waldron, Tyler	0-3	4.81	8	3	0	0	0	24.1	31	18	13	1	10	13
<b>TOTALS</b>	<b>63-79</b>	<b>3.92</b>	<b>142</b>	<b>142</b>	<b>2</b>	<b>10</b>	<b>33</b>	<b>1212.2</b>	<b>1164</b>	<b>614</b>	<b>528</b>	<b>97</b>	<b>480</b>	<b>975</b>



# 2014 CURVE (61-81)

*Curve*

PLAYER	AVG	G	AB	R	H	2B	3B	HR	RBI	BB	SO	SB	CS
Allie, Stetson	.246	117	407	60	100	16	0	21	62	71	127	9	6
Barnes, Clint	.333	2	6	0	2	0	0	0	0	0	0	0	0
Bell, Josh	.287	24	94	13	27	2	0	0	7	8	12	4	1
Brown, Kelson	.295	51	129	8	38	3	1	0	8	4	18	3	2
Broxton, Keon	.275	127	407	67	112	22	9	15	52	59	122	25	6
Cabrera, Ramon	.239	12	46	5	11	5	0	1	5	3	6	0	1
Cunningham, Jarek	.246	101	309	46	76	16	4	8	27	27	69	3	4
Curry, Matt	.234	58	188	22	44	8	1	4	23	20	50	1	1
Diaz, Elias	.328	91	326	41	107	20	0	6	54	30	51	3	2
Emsley-Pai, Kawika	.000	3	8	2	0	0	0	0	0	4	4	0	0
Gamache, Dan	.275	39	138	22	38	11	0	6	27	11	32	0	1
Garcia, Willy	.271	126	439	59	119	27	5	18	63	24	145	8	4
Hanson, Alen	.280	118	482	64	135	21	12	11	58	31	88	25	11
Henriquez, Ralph	.129	25	85	7	11	2	0	2	6	1	23	1	0
Howard, Justin	.233	63	159	18	37	10	0	3	10	15	41	1	0
Maggi, Drew	.280	110	347	60	97	12	0	3	25	50	58	37	19
Ngoepe, Gift	.238	131	437	58	104	17	9	9	52	51	135	13	8
Paulino, Carlos	.296	22	71	5	21	4	0	1	13	3	19	0	1
Rojas, Jr., Mel	.303	53	195	26	59	11	1	5	36	23	34	6	4
Sosa, Junior	.360	12	25	2	9	3	0	0	1	1	3	1	0
Vasquez, Andy	.268	96	272	38	73	18	1	11	38	15	61	17	6
<b>TOTALS</b>	<b>.265</b>	<b>142</b>	<b>4672</b>	<b>632</b>	<b>1236</b>	<b>231</b>	<b>43</b>	<b>124</b>	<b>575</b>	<b>457</b>	<b>1155</b>	<b>159</b>	<b>77</b>

PLAYER	W-L	ERA	G	GS	CG	SHO	SV	IP	H	R	ER	HR	BB	SO
Baker, Nate	3-1	1.71	17	0	0	0	0	26.1	24	9	5	1	13	22
Balester, Collin	1-4	6.55	10	0	0	0	0	11.0	10	9	8	2	9	10
Beckman, Ryan	3-4	2.62	45	0	0	0	5	55.0	44	18	16	2	21	28
Benedict, Matt	0-5	5.77	30	1	0	0	0	53.0	62	39	34	2	25	35
Castro, Orlando	0-0	11.25	2	2	0	0	0	8.0	13	10	10	1	4	8
de Leon, Emmanuel	1-2	3.56	31	0	0	0	3	48.0	57	24	19	2	20	35
Dodson, Zack	4-8	4.62	24	23	0	0	0	122.2	139	75	63	11	46	76
Harlan, Tom	3-3	3.71	11	10	0	0	0	60.2	60	29	25	6	17	26
Holdzkorn, John	1-0	0.00	4	0	0	0	0	6.0	1	0	0	0	2	10
Inman, Jeff	5-0	1.09	18	0	0	0	1	24.2	18	3	3	0	11	18
Kasperek, Kenn	1-1	2.25	31	0	0	0	13	40.0	30	11	10	2	5	37
Kingham, Nick	1-7	3.04	12	12	0	0	0	71.0	71	35	24	3	25	54
Ludwig, Pat	3-4	5.63	8	7	0	0	0	40.0	53	26	25	4	14	24
Mann, Brandon	1-4	2.91	14	2	0	0	0	34.0	33	13	11	1	14	34
Miller, Quinton	1-2	4.04	24	0	0	0	4	35.2	37	18	16	3	24	30
Montero, Joan	3-4	6.02	28	7	0	0	0	61.1	84	50	41	2	37	31
Morris, A.J.	5-1	1.98	14	9	0	0	0	59.0	48	17	13	4	18	40
Morton, Charlie	0-0	4.50	1	1	0	0	0	4.0	4	2	2	0	1	6
Nevarez, Matt	1-1	1.35	6	0	0	0	1	6.2	3	1	1	1	5	9
Pimentel, Stolmy	0-0	1.42	5	3	0	0	0	6.1	6	3	1	0	5	6
Ramos, Jhonathan	5-6	4.38	31	7	0	0	2	63.2	72	41	31	8	22	37
Rodriguez, Joely	6-11	4.84	30	21	2	0	1	134.0	151	80	72	10	43	73
Rodriguez, Wandy	0-1	10.38	2	2	0	0	0	8.2	11	11	10	3	6	7
Sample, Tyler	3-3	6.49	11	6	0	0	0	34.2	35	30	25	2	30	28
Sampson, Adrian	10-5	2.55	24	24	2	1	0	148.0	125	45	42	10	30	99
Sanchez, Angel	0-2	4.32	6	5	0	0	0	33.1	40	18	16	5	10	21
Townsend, Jason	0-1	7.04	7	0	0	0	1	7.2	12	8	6	0	5	11
Vasquez, Andy	0-0	8.31	4	0	0	0	0	4.1	5	4	4	2	2	2
Waldron, Tyler	0-0	0.00	1	0	0	0	0	1.0	0	0	0	0	0	3
Yang, Yao-Hsun	0-1	6.48	11	0	0	0	0	16.2	15	12	12	1	18	16
<b>TOTALS</b>	<b>61-81</b>	<b>4.00</b>	<b>142</b>	<b>142</b>	<b>4</b>	<b>6</b>	<b>32</b>	<b>1225.1</b>	<b>1263</b>	<b>641</b>	<b>545</b>	<b>88</b>	<b>482</b>	<b>836</b>






# 2015 CURVE (74-68)

PLAYER	AVG	G	AB	R	H	2B	3B	HR	RBI	BB	SO	SB	CS
Allie, Stetson	.205	120	409	45	84	17	0	17	58	47	<b>135</b>	6	3
Barnes, Barrett	.246	37	126	17	31	6	0	3	17	16	25	4	4
Bell, Josh	.307	96	368	47	113	17	6	5	60	44	50	7	4
Broxton, Keon	.302	45	179	35	54	12	4	3	26	19	51	11	6
Frazier, Adam	.324	103	377	59	122	21	4	2	30	34	42	11	7
Gamache, Dan	.335	74	245	32	82	13	1	5	37	17	36	3	6
Garcia, Willy	.314	53	204	26	64	7	2	5	29	11	47	3	2
Jones, JaCoby	.500	3	10	2	5	0	0	0	2	1	0	1	0
Meadows, Austin	.360	6	25	5	9	2	3	0	1	2	5	1	0
Moroff, Max	.293	<b>136</b>	523	<b>79</b>	153	28	6	7	51	70	111	17	13
Morris, Hunter	.133	12	30	2	4	1	0	0	4	1	5	0	0
Ngoepe, Gift	.260	71	246	31	64	12	2	3	25	24	66	3	6
Osuna, Jose	.288	85	323	46	93	20	2	8	52	17	61	6	3
Rojas Jr., Mel	.257	66	214	21	55	11	4	2	19	27	51	6	3
Salcedo, Edward	.238	73	214	20	51	12	1	3	30	21	40	3	4
Schwind, Jonathan	.109	22	46	4	5	2	1	0	3	2	15	2	0
Sosa, Junior	.286	4	7	1	2	0	0	0	0	0	2	0	0
Stallings, Jacob	.275	74	265	25	73	14	1	3	32	15	64	4	1
Stewart, Chris	.333	2	6	0	2	0	0	0	0	1	1	0	1
Valle, Sebastian	.279	70	247	27	69	21	0	4	26	22	56	1	2
Vasquez, Andy	.239	46	117	15	28	7	1	3	13	3	30	0	2
Weiss, Erich	.250	31	112	15	28	4	1	0	14	8	22	4	2
Wood, Eric	.237	101	334	39	79	11	3	2	28	32	88	3	7
<b>TOTALS</b>	<b>.271</b>	<b>142</b>	<b>4753</b>	<b>603</b>	<b>1288</b>	<b>238</b>	<b>42</b>	<b>75</b>	<b>560</b>	<b>443</b>	<b>1055</b>	<b>96</b>	<b>76</b>

HISTORY/RECORDS

PLAYER	W-L	ERA	G	GS	CG	SHO	SV	IP	H	R	ER	HR	BB	SO
Balester, Collin	1-0	1.77	13	0	0	0	4	20.1	14	4	4	1	6	14
Barrios, Yhonathan	0-1	1.46	20	0	0	0	10	24.2	17	7	4	1	9	12
Benedict, Matt	5-7	6.03	22	16	1	0	0	97.0	126	67	65	7	21	47
Bleich, Jeremy	0-2	3.25	25	0	0	0	4	36.0	37	16	13	1	11	28
Brault, Steven	9-3	2.00	15	15	0	0	0	90.0	72	22	20	1	19	80
Creasy, Jason	12-8	4.41	27	25	0	0	1	147.0	163	79	72	12	52	71
Dodson, Zack	7-10	3.67	28	27	1	0	0	162.0	163	78	66	11	36	89
DuRapau, Montana	0-0	0.00	2	0	0	0	0	1.1	0	0	0	0	0	3
Eppler, Tyler	0-1	10.13	1	1	0	0	0	5.1	4	6	6	1	3	3
Glasnow, Tyler	5-3	2.43	12	12	0	0	0	63.0	41	22	17	2	19	82
Harlan, Tom	6-3	3.63	38	5	0	0	1	86.2	91	36	35	6	24	67
Inman, Jeff	2-1	2.79	17	0	0	0	3	19.1	22	6	6	0	5	20
Kuchno, John	3-6	3.46	40	0	0	0	7	67.2	64	43	26	8	23	32
Kuhl, Chad	11-5	2.48	26	26	1	0	0	152.2	133	53	42	10	41	101
McKinney, Brett	0-3	7.50	24	0	0	0	1	30.0	42	26	25	5	14	31
Medina, Jhondaniel	3-6	2.76	45	0	0	0	12	62.0	42	27	19	2	37	44
Miller, Adam	0-0	9.00	1	0	0	0	0	1.0	2	1	1	0	1	2
Morton, Charlie	1-0	0.00	1	1	0	0	0	7.0	2	0	0	0	2	5
Perez, Clario	0-1	3.89	20	0	0	0	1	34.2	32	20	15	2	15	21
Salcedo, Edward	0-1	6.75	2	0	0	0	0	1.1	2	1	1	0	5	0
Sample, Tyler	0-1	7.56	7	0	0	0	0	8.1	7	7	7	1	11	7
Sanchez, Angel	8-1	2.79	13	13	0	0	0	77.1	72	27	24	4	19	49
Scahill, Rob	0-0	0.00	1	1	0	0	0	3.0	2	0	0	0	1	0
Schwind, Jonathan	0-0	0.00	3	0	0	0	0	3.2	3	0	0	0	3	0
Smith, Josh	1-4	5.29	34	0	0	0	0	47.2	42	29	28	3	34	31
Stallings, Jacob	0-0	0.00	1	0	0	0	0	0.1	0	0	0	0	0	0
Stock, Robert	0-0	14.54	3	0	0	0	0	4.1	2	9	7	0	10	4
Vasquez, Andy	0-1	4.50	3	0	0	0	0	4.0	4	2	2	1	2	1
<b>TOTALS</b>	<b>74-68</b>	<b>3.61</b>	<b>142</b>	<b>142</b>	<b>3</b>	<b>16</b>	<b>44</b>	<b>1257.2</b>	<b>1201</b>	<b>588</b>	<b>505</b>	<b>79</b>	<b>423</b>	<b>844</b>





# 2016 CURVE (76-64)

*Curve*

PLAYER	AVG	G	AB	R	H	2B	3B	HR	RBI	BB	SO	SB	CS
Allie, Stetson	.247	111	365	53	90	20	2	16	63	42	110	1	2
Barnes, Barrett	.306	124	405	60	124	28	7	9	47	41	105	10	4
Diaz, Chris	.226	79	226	30	51	13	0	1	16	32	43	5	2
Diaz, Elias	.286	2	7	0	2	0	0	0	1	1	1	0	0
Escobar, Elvis	.241	29	112	21	27	2	2	2	7	10	26	2	2
Espinal, Edwin	.289	111	394	33	114	25	1	7	56	19	67	0	1
Feliz, Anderson	.256	106	347	39	89	22	4	4	32	35	88	7	1
Jhang, Jin-De	.298	54	188	20	56	13	0	1	21	11	12	1	0
Maffei, Justin	.175	25	63	9	11	1	0	0	5	6	13	1	0
McGuire, Reese	.254	92	319	34	81	18	2	1	42	36	34	6	6
Meadows, Austin	.311	45	167	33	52	16	8	6	23	16	32	9	3
Morales, Tomas	.235	21	51	6	12	0	2	2	6	2	7	0	0
Newman, Kevin	.288	61	233	41	67	11	2	2	28	26	24	6	3
Osuna, Jose	.269	70	253	34	68	18	3	6	38	23	44	1	1
Ramirez, Harold	.311	99	383	60	119	17	7	2	50	22	66	7	10
Schwind, Jonathan	.236	75	165	22	39	7	1	3	21	21	40	2	2
Stewart, Chris	.200	10	25	6	5	0	0	0	3	8	1	0	0
Weiss, Erich	.276	127	456	56	126	24	9	6	65	49	90	6	3
Wood, Eric	.249	118	402	63	100	20	5	16	50	52	88	5	4
<b>TOTALS</b>	<b>.265</b>	<b>140</b>	<b>4638</b>	<b>616</b>	<b>1231</b>	<b>255</b>	<b>55</b>	<b>84</b>	<b>577</b>	<b>457</b>	<b>956</b>	<b>67</b>	<b>42</b>

PLAYER	W-L	ERA	G	GS	CG	SHO	SV	IP	H	R	ER	HR	BB	SO
Creasy, Jason	4-1	6.07	8	5	0	0	0	29.2	34	24	20	2	10	16
Dickson, Cody	10-5	3.66	28	26	1	0	1	140.0	127	60	57	8	93	105
DuRapau, Montana	3-3	3.65	50	0	0	0	22	49.1	43	21	20	6	19	51
Duncan, Frank	3-2	2.36	7	2	0	0	0	26.2	23	8	7	0	7	24
Eppler, Tyler	9-10	3.99	27	27	1	0	0	162.1	176	78	72	14	33	106
Glasnow, Tyler	0-0	3.00	2	2	0	0	0	6.0	4	2	2	1	6	11
Haley, Trey	0-1	4.35	9	0	0	0	0	10.1	10	5	5	1	11	11
Hirsch, Henry	0-0	0.00	1	0	0	0	0	1.0	1	0	0	0	0	1
Holmes, Clay	10-9	4.22	26	26	0	0	0	136.1	138	70	64	10	64	101
Kingham, Nick	1-1	5.73	2	2	0	0	0	11.0	6	7	7	1	4	10
Kuchno, John	2-1	3.00	10	2	0	0	0	24.0	17	9	8	4	8	18
Lakind, Jared	5-1	2.59	47	0	0	0	7	66.0	50	19	19	3	28	62
Lopez, Junior	0-0	0.00	1	0	0	0	0	2.0	2	0	0	0	1	0
Maffei, Justin	0-0	9.00	1	0	0	0	0	1.0	3	1	1	0	0	0
McKinney, Brett	2-2	3.90	44	0	0	0	2	67.0	67	32	29	3	27	65
McRae, Alex	8-6	4.79	16	15	1	0	0	88.1	114	54	47	7	25	67
Medina, Jhondaniel	2-2	3.70	37	0	0	0	0	56.0	42	26	23	5	31	60
Neverauskas, Dovydas	1-0	2.57	22	0	0	0	1	28.0	12	10	8	0	11	32
Rosario, Miguel	2-2	1.87	23	0	0	0	0	33.2	19	7	7	1	13	29
Santana, Edgar	2-1	2.83	21	0	0	0	2	41.1	32	13	13	4	11	39
Schwind, Jonathan	0-0	0.00	5	0	0	0	0	4.2	1	0	0	0	5	2
Smith, Josh	2-2	6.44	42	0	0	0	2	57.1	61	44	41	8	30	61
Vogelsong, Ryan	1-0	2.45	2	2	0	0	0	11.0	8	3	3	1	2	4
Waddell, Brandon	7-9	4.12	22	20	0	0	0	118.0	122	60	54	9	61	94
Whitehead, David	2-6	7.83	11	11	0	0	0	46.0	52	45	40	5	47	24
<b>TOTALS</b>	<b>76-64</b>	<b>4.05</b>	<b>140</b>	<b>140</b>	<b>3</b>	<b>8</b>	<b>37</b>	<b>1217.0</b>	<b>1164</b>	<b>598</b>	<b>547</b>	<b>93</b>	<b>547</b>	<b>993</b>

HISTORY/RECORDS



# 2017 CURVE (74-66)

PLAYER	AVG	G	AB	R	H	2B	3B	HR	RBI	BB	SO	SB	CS
Chavez, Zane	.111	19	63	5	7	1	0	0	5	5	9	0	0
Diaz, Chris	.375	10	24	6	9	1	2	0	3	6	6	1	0
Escobar, Elvis	.277	116	383	42	106	12	5	3	32	25	69	5	7
Espinal, Edwin	.283	95	367	41	104	25	0	15	72	18	48	0	1
Feliz, Anderson	.246	48	175	23	43	9	3	2	21	26	46	9	4
George, Jordan	.302	30	106	14	32	9	0	1	18	8	12	1	0
Hill, Logan	.278	22	79	12	22	5	0	2	9	14	21	0	0
Hughston, Casey	.200	2	5	0	1	0	1	0	2	0	3	0	0
Jhang, Jin-De	.231	72	273	29	63	9	2	3	25	17	24	1	0
Joe, Connor	.240	74	242	29	58	11	4	5	30	34	40	2	4
Kramer, Kevin	.297	53	202	31	60	17	3	6	27	17	50	7	2
Luplow, Jordan	.287	73	254	45	73	15	0	16	37	29	45	1	3
Maffei, Justin	.258	32	89	15	23	3	0	0	4	16	16	4	1
Mathisen, Wyatt	.272	114	375	43	102	16	2	5	31	44	75	3	2
Morales, Tomas	.188	36	117	7	22	6	0	2	14	6	24	2	0
Newman, Kevin	.259	82	343	42	89	18	2	4	30	22	40	4	2
Rattledge, Logan	.108	15	37	2	4	1	0	0	0	3	10	0	0
Reyes, Pablo	.274	115	420	62	115	21	3	10	50	51	70	21	14
Schwind, Jonathan	.353	12	17	4	6	2	0	2	5	1	4	1	0
Simpson, Chase	.176	43	125	13	22	5	1	4	13	9	42	1	0
Suchy, Michael	.200	78	250	31	50	8	1	4	17	21	95	2	2
Suiter, Jerrick	.285	100	347	47	99	20	3	10	58	47	83	7	2
Tolman, Mitchell	.222	3	9	1	2	1	0	1	5	0	2	0	0
Tucker, Cole	.257	42	167	25	43	4	5	2	18	21	31	11	3
Williams, Jackson	.212	25	85	9	18	1	0	1	7	9	18	0	0
<b>TOTALS</b>	<b>.255</b>	<b>140</b>	<b>4666</b>	<b>584</b>	<b>1192</b>	<b>223</b>	<b>37</b>	<b>99</b>	<b>540</b>	<b>454</b>	<b>931</b>	<b>83</b>	<b>49</b>

PLAYER	W-L	ERA	G	GS	CG	SHO	SV	IP	H	R	ER	HR	BB	SO
Agrazal, Dario	0-1	4.50	1	1	0	0	0	4.0	3	2	2	0	2	2
Anderson, Tanner	10-8	3.38	30	19	0	0	0	133.1	134	54	50	6	33	97
Borden, Buddy	5-1	2.37	23	0	0	0	1	38.0	25	13	10	1	25	36
Brentz, Jake	0-1	5.79	14	0	0	0	0	14.0	7	9	9	3	15	16
Brubaker, J.T.	7-6	4.44	26	24	0	0	0	129.2	150	73	64	9	45	109
Coley, Austin	6-4	3.01	29	23	0	0	0	143.2	144	49	48	10	31	114
Cumpton, Brandon	3-3	4.50	13	0	0	0	1	20.0	24	12	10	2	9	18
Diaz, Chris	0-0	27.00	1	0	0	0	0	1.0	3	3	3	1	0	0
Dickson, Cody	2-4	5.85	12	6	0	0	0	32.1	39	22	21	8	20	31
DuRapau, Montana	2-2	1.49	27	0	0	0	14	36.1	28	7	6	0	14	39
Garcia, Yeudy	4-7	5.25	29	11	0	0	5	72.0	76	48	42	8	46	67
Hellweg, Johnny	0-1	4.50	4	0	0	0	0	6.0	5	3	3	2	1	6
Heredia, Luis	3-3	3.10	36	0	0	0	2	52.1	41	18	18	3	31	43
Keller, Mitch	2-2	3.12	6	6	0	0	0	34.2	25	14	12	2	11	45
Keselica, Sean	4-2	3.54	42	3	0	0	3	73.2	67	34	29	2	39	72
Kuchno, John	0-1	8.38	6	0	0	0	1	9.2	18	10	9	0	3	9
Lakind, Jared	1-1	6.81	22	0	0	0	2	35.2	49	29	27	3	17	38
McRae, Alex	10-5	3.61	27	25	1	0	0	149.2	170	71	60	9	36	89
Morales, Tomas	1-1	3.86	2	0	0	0	0	2.1	2	1	0	0	2	0
Rosario, Miguel	3-1	1.80	27	0	0	0	3	45.0	36	12	9	1	35	43
Sadler, Casey	2-3	3.91	10	6	1	0	0	48.1	49	21	21	5	3	40
Scioneaux, Tate	6-5	2.39	47	0	0	0	14	83.0	67	27	22	4	15	67
Simpson, Chase	0-1	16.2	2	0	0	0	0	1.2	4	3	3	0	1	1
Taillon, Jameson	0-0	0.00	1	1	0	0	0	3.0	1	0	0	0	1	6
Waddell, Brandon	3-3	3.55	15	15	0	0	0	66	60	28	26	3	27	56
Zamora, Daniel	0-0	0.00	2	0	0	0	0	3.0	2	0	0	0	2	2
<b>TOTALS</b>	<b>74-66</b>	<b>3.67</b>	<b>140</b>	<b>140</b>	<b>2</b>	<b>9</b>	<b>46</b>	<b>1238.1</b>	<b>1229</b>	<b>563</b>	<b>505</b>	<b>82</b>	<b>464</b>	<b>1046</b>



# 2018 CURVE (78-60)

*Curve*

PLAYER	AVG	G	AB	R	H	2B	3B	HR	RBI	BB	SO	SB	CS
Alemas, Stephen	.279	120	402	56	112	16	4	1	34	44	69	16	9
Bormann, John	.000	2	3	0	0	0	0	0	0	3	1	1	0
Cervelli, Francisco	.200	2	5	0	1	0	0	0	0	3	3	0	0
Craig, Will	.248	132	480	73	119	30	3	20	102	42	128	6	3
Escobar, Elvis	.151	40	106	6	16	0	3	0	9	3	21	3	1
Gaffney, Tyler	.194	51	124	20	24	4	0	3	15	12	27	4	0
George, Jordan	.263	110	342	46	90	12	0	5	43	41	47	0	1
Harrison, Josh	.167	3	12	2	2	0	0	0	1	1	3	0	0
Hayes, Ke'Bryan	.293	117	437	64	128	31	7	7	47	57	84	12	5
Hill, Logan	.228	117	391	48	89	14	2	17	72	41	132	1	5
Jackson, Bralin	.214	64	206	19	44	7	1	3	14	11	63	5	3
Jhang, Jin-De	.320	35	122	13	39	8	0	1	23	11	14	0	0
Kelley, Christian	.235	90	311	36	73	13	2	8	38	25	64	0	0
Krause, Kevin	.000	2	3	0	0	0	0	0	0	1	1	0	0
Martin, Jason	.325	68	255	49	83	13	5	9	34	28	61	7	8
Mathisen, Wyatt	.385	12	26	9	10	3	1	1	3	11	7	1	1
Pabst, Arden	.193	19	57	6	11	2	0	2	7	5	15	0	1
Ratledge, Logan	.182	28	55	6	10	3	0	2	8	5	13	1	0
Reyes, Alfredo	.250	34	108	16	27	4	0	1	11	10	37	11	1
Reyes, Pablo	.244	12	45	3	11	3	0	0	5	4	5	3	0
Reynolds, Bryan	.302	88	331	56	100	18	3	7	46	43	73	4	4
Tucker, Cole	.259	133	517	77	134	21	7	5	44	55	104	35	12
Williams, Jackson	.219	10	32	1	7	0	0	1	5	2	4	0	0
<b>Team Total</b>	<b>.255</b>	<b>138</b>	<b>4477</b>	<b>613</b>	<b>1142</b>	<b>202</b>	<b>38</b>	<b>93</b>	<b>568</b>	<b>467</b>	<b>1020</b>	<b>110</b>	<b>54</b>

PLAYER	W-L	ERA	G	GS	CG	SHO	SV	IP	H	R	ER	HR	BB	SO
Agrazal, Dario	5-6	3.99	15	14	0	0	0	85.2	91	41	38	9	13	52
Brentz, Jake	0-1	13.50	12	0	0	0	0	11.1	12	19	17	1	21	15
Brubaker, J.T.	2-2	1.80	6	6	0	0	0	35.0	29	9	7	1	8	35
Burdi, Nick	0-0	6.75	3	0	0	0	0	4.0	6	3	3	0	2	3
Coley, Austin	2-0	3.57	5	5	0	0	0	22.2	24	9	9	1	8	14
DuRapau, Montana	0-1	2.89	8	0	0	0	2	9.1	7	3	3	1	0	13
Eckelman, Matt	1-1	1.82	23	0	0	0	11	24.2	18	7	5	1	15	17
Escobar, Elvis	1-0	12.46	3	0	0	0	0	4.1	7	6	6	1	5	8
Escobar, Luis	4-0	4.54	7	7	0	0	0	35.2	30	18	18	4	21	25
Garcia, Yeudy	2-5	5.23	37	0	0	0	3	53.1	53	35	31	3	32	68
Hartlieb, Geoff	8-2	3.24	47	0	0	0	10	58.1	56	29	21	3	24	56
Hearn, Taylor	3-6	3.12	19	19	2	1	0	104	75	41	36	6	38	107
Helton, Bret	6-6	6.12	35	1	0	0	0	60.1	62	46	41	8	38	45
Hightower, Scooter	2-1	2.41	11	7	0	0	0	37.1	30	13	10	1	9	31
Jackson, Bralin	0-0	0.00	1	0	0	0	0	0.1	0	0	0	0	0	0
Keller, Mitch	9-2	2.72	14	14	0	0	0	86.0	64	29	26	7	32	76
Keselica, Sean	2-3	4.94	40	1	0	0	0	58.1	39	34	32	4	43	49
Kingham, Nick	0-1	7.20	1	1	0	0	0	5.0	7	4	4	0	1	4
Liranzo, Jesus	0-0	0.00	9	0	0	0	4	12.0	7	0	0	0	3	18
Marvel, James	3-1	3.00	5	5	1	0	0	33.0	29	11	11	1	9	22
Musgrove, Joe	0-1	2.25	1	1	0	0	0	4.0	2	1	1	1	0	4
Ratledge, Logan	0-0	2.08	3	0	0	0	1	4.1	2	1	1	0	4	4
Romero, Enny	0-0	0.00	2	0	0	0	0	2.0	1	0	0	0	1	1
Scioneaux, Tate	2-3	4.87	43	2	0	0	7	61.0	71	39	33	10	19	69
Sendelbach, Logan	4-3	4.24	35	3	0	0	0	70.0	68	34	33	6	41	47
Street, Sam	0-0	0.00	3	0	0	0	1	3.0	2	1	0	0	0	3
Vasquez, Pedro	2-6	5.12	13	12	0	0	0	63.1	70	40	36	9	18	46
Vera, Eduardo	8-3	3.62	17	17	0	0	0	97.0	83	41	39	11	23	68
Vieaux, Cam	9-5	3.59	15	15	0	0	0	87.2	79	35	35	10	17	72
Waddell, Brandon	2-1	2.68	9	8	0	0	0	53.2	39	18	16	4	19	43
Weiman, Blake	1-0	0.00	3	0	0	0	0	6.2	4	0	0	0	1	5
<b>Team Total</b>	<b>78-60</b>	<b>3.85</b>	<b>138</b>	<b>138</b>	<b>3</b>	<b>11</b>	<b>39</b>	<b>1193.1</b>	<b>1067</b>	<b>567</b>	<b>510</b>	<b>103</b>	<b>465</b>	<b>1020</b>





# 2019 CURVE (69-71)

PLAYER	AVG	G	AB	R	H	2B	3B	HR	RBI	BB	SO	SB	CS
Stephen Alemais	.267	12	45	4	12	0	0	0	2	1	9	2	0
Francisco Cervelli	.333	1	3	0	1	1	0	0	0	0	0	0	0
Oneil Cruz	.269	35	119	14	32	8	3	1	17	15	35	3	1
Jason Delay	.234	67	231	22	54	12	1	8	37	13	63	1	0
Robbie Glendinning	.261	58	184	21	48	7	1	5	31	24	65	2	1
Logan Hill	.258	113	407	53	105	27	3	12	69	42	120	1	2
Bralin Jackson	.257	95	272	32	70	13	2	0	20	16	71	7	2
Bligh Madris	.260	132	457	50	119	26	2	8	55	43	99	3	4
Jesse Medrano	.056	7	18	1	1	0	0	0	0	1	3	0	0
Gift Ngoepe	.100	14	30	5	3	0	0	0	0	8	14	2	1
Jared Oliva	.277	123	447	70	124	24	6	6	42	42	104	36	10
Hunter Owen	.295	68	237	45	70	15	2	15	44	17	75	1	3
Arden Pabst	.192	73	250	18	48	11	3	4	23	11	73	0	3
Ryan Peurifoy	.106	26	47	6	5	0	0	1	1	6	19	0	1
Brett Pope	.252	100	282	30	71	15	1	2	22	26	58	7	3
Alfredo Reyes	.176	54	148	11	26	6	1	1	9	20	56	7	5
Chris Sharpe	.216	68	231	44	50	14	1	11	38	17	67	2	3
Jerrick Suiter	.235	121	408	39	96	14	0	4	39	22	77	2	2
Darnell Sweeney	.196	15	51	5	10	3	0	2	5	4	22	0	2
Mitchell Tolman	.254	116	401	56	102	18	3	4	32	47	100	10	5
Adrian Valerio	.198	33	106	12	21	2	2	0	10	6	29	1	0
<b>TOTALS</b>	<b>.241</b>	<b>140</b>	<b>4488</b>	<b>544</b>	<b>1081</b>	<b>218</b>	<b>31</b>	<b>85</b>	<b>503</b>	<b>387</b>	<b>1222</b>	<b>87</b>	<b>48</b>

HISTORY/RECORDS

PLAYER	W-L	ERA	G	GS	CG	SHO	SV	IP	H	R	ER	HR	BB	SO
Dario Agrazal	1-1	3.60	4	4	0	0	0	25.0	29	10	10	3	0	19
Cody Bolton	2-3	5.85	9	9	0	0	0	40.0	37	26	26	6	16	33
Sean Brady	5-11	3.65	22	22	1	1	0	138.0	135	67	56	15	36	82
Jake Brentz	0-1	0.77	9	0	0	0	0	11.2	6	1	1	0	3	13
Vicente Campos	2-2	4.85	20	0	0	0	1	26.0	29	17	14	5	13	23
Blake Cedertind	5-1	1.77	31	0	0	0	2	45.2	31	10	9	1	16	42
Joel Cesar	3-4	3.76	28	1	0	0	1	38.1	38	18	16	5	12	36
Austin Coley	2-2	4.07	16	4	0	0	0	24.1	35	17	11	1	9	18
Matt Eckelman	1-5	3.33	45	1	0	0	23	48.2	43	21	18	3	25	45
Nicholas Economos	0-3	8.83	4	3	0	0	0	17.1	24	18	17	4	7	17
Elvis Escobar	1-0	1.80	3	0	0	0	0	5.0	4	1	1	0	1	6
Yeady Garcia	1-2	6.10	33	2	0	0	1	62.0	76	45	42	4	34	53
Angel German	3-3	4.33	39	0	0	0	2	52.0	33	25	25	8	31	48
Scotter Hightower	2-5	6.02	10	9	0	0	0	43.1	51	32	29	8	12	21
Clay Holmes	1-0	6.75	2	0	0	0	0	4.0	5	3	3	0	1	3
Joe Jacques	0-0	0.00	1	0	0	0	0	1.0	1	0	0	0	2	0
Sean Keselica	0-0	0.00	7	0	0	0	0	9.0	6	5	0	0	6	8
Tom Koehler	0-0	54.00	1	0	0	0	0	0.1	2	2	2	1	1	1
Jesus Liranzo	2-1	1.61	20	0	0	0	1	28.0	14	7	5	0	13	24
James Marvel	9-5	3.10	17	17	1	1	0	101.2	85	36	35	6	24	83
Nick Mears	0-0	1.80	4	0	0	0	0	5.0	4	3	1	0	2	7
Jesse Medrano	0-0	18.00	1	0	0	0	0	1.0	2	2	2	0	0	0
Shea Murray	0-0	162.00	1	0	0	0	0	0.1	5	6	6	0	1	0
John O'Reilly	0-0	0.00	1	0	0	0	0	1.0	1	0	0	0	0	1
Cody Ponce	0-0	6.00	3	1	0	0	1	6.0	3	4	4	1	1	6
Alfredo Reyes	0-0	0.00	1	0	0	0	0	1.0	0	0	0	0	1	0
Domingo Robles	4-6	4.02	18	18	3	2	0	103.0	113	51	46	13	21	77
Tate Scioneaux	1-1	12.75	13	0	0	0	1	12.0	20	17	17	5	6	16
Jerrick Suiter	0-0	0.00	2	0	0	0	0	1.2	1	0	0	0	0	1
Beau Sulser	8-3	2.72	33	6	0	0	2	96.0	88	35	29	4	31	63
Ryan Valdes	0-0	9.00	1	0	0	0	0	2.0	4	2	2	0	2	2
Pedro Vasquez	8-5	2.71	24	23	1	0	0	123.0	107	46	37	8	29	91
Cam Vieux	4-4	2.23	13	13	0	0	0	76.2	54	20	19	6	29	59
Brandon Waddell	3-1	2.23	7	7	0	0	0	36.1	29	10	9	0	9	42
Blake Weiman	1-2	1.86	16	0	0	0	2	19.1	11	6	4	1	4	24
<b>TOTALS</b>	<b>69-71</b>	<b>3.69</b>	<b>140</b>	<b>140</b>	<b>6</b>	<b>18</b>	<b>37</b>	<b>1205.2</b>	<b>1126</b>	<b>563</b>	<b>494</b>	<b>108</b>	<b>398</b>	<b>964</b>







# DOUBLE-A NORTHEAST LEAGUE

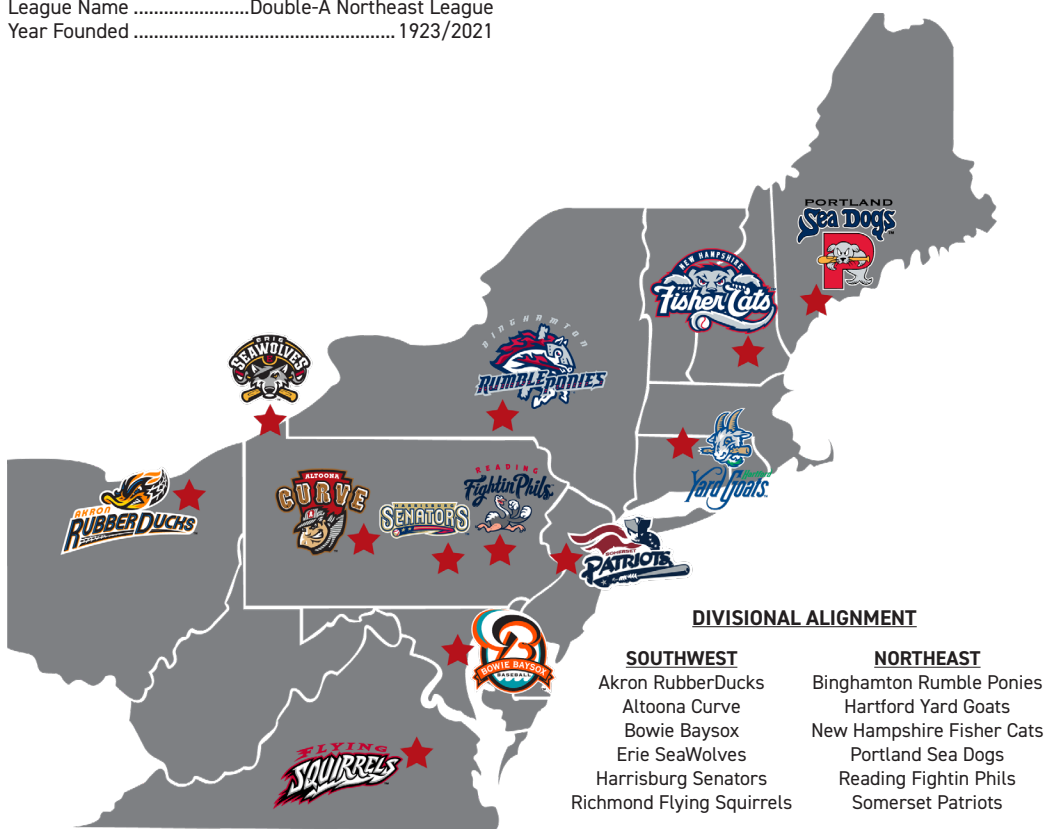


The 2019 season was the Year of the Pitcher in the Eastern League. Erie's **Casey Mize**, the first overall pick in the 2018 MLB Draft, pitched one of the league's eight total no-hitters when he made his Double-A debut against the Curve on April 29, 2019. (Photo: Mark Olson)

## LEAGUE INFORMATION/PERSONNEL

League Name .....Double-A Northeast League

Year Founded .....1923/2021



## 2021 DOUBLE-A NORTHEAST LEAGUE MILEAGE CHART

	AKR	ALT	BNG	BOW	ERI	HAR	HFD	NHM	POR	REA	RIC	SOM
Akron	-	197	385	361	125	306	531	676	740	353	417	422
Altoona	197	-	223	186	199	121	370	514	578	179	263	260
Binghamton	385	223	-	298	266	182	226	295	403	153	400	159
Bowie	361	186	298	-	379	115	328	467	531	134	119	193
Erie	125	199	266	379	-	268	488	575	640	316	449	416
Harrisburg	306	121	182	115	268	-	281	420	484	62	217	141
Hartford	539	378	232	328	485	295	-	134	198	243	447	170
New Hampshire	676	514	295	467	575	420	133	-	99	378	588	300
Portland	740	578	403	531	640	484	208	99	-	443	653	368
Reading	353	179	153	134	316	62	237	378	443	-	254	92
Richmond	417	263	400	119	449	217	446	588	653	254	-	311
Somerset	422	260	159	193	416	141	170	300	368	92	311	-

## 2021 SCHEDULE & PLAYOFF FORMAT

Schedule .....120 games  
 Opening Day .....May 4  
 Last Game.....September 19  
 Roster Limit.....28

### Playoff Format

- Playoffs are not scheduled to be held following the 2021 Double-A Northeast League season.

League Statistician  
 MLB Advanced Media  
 75 Ninth Ave., 5th Floor  
 New York, NY 10011

Statistical Minimums  
 Batting Title (383 minimum PA)  
 ERA Title (114 minimum IP)

## 2021 DOUBLE-A NORTHEAST LEAGUE UMPIRES

UMPIRE	HOMETOWN	UMPIRE	HOMETOWN
Dane Poncsak (cc)	Columbis, OH	Matt Carlyon (cc)	Drums, PA
Steven Hodgins	Keego Harbor, MI	Jude Koury	Youngstown, OH
Ben Rosen	Thornhill, ON (CAN)	Gabe Alfonso Lozano	Los Guayos, VZ
Dave Martinez (cc)	Bayonne, NJ		
Mike Snover	Myrtle Beach, SC		
Tanner Moore	Omaha, NE		
Tom West (cc)	Boondall, AU		
Jhonatan Biarreta Castillo	Barquisimeto Lara, VZ		
Kyle Nichol	Moseley, VA		
Ben Phillips (cc)	Apex, NC		
Louie Krupa	Sault Ste Marie, MI		
Tom Fornarola	Rochester, NY		
Emil Jimenez Pernalet (cc)	Coro Falcon, VZ		
Steven Jaschinski	Mount Hope, ON (CAN)		
Kelvis Velez Caminero	Ensenada, PR		

## 2019 EASTERN LEAGUE RECAP

OVERALL 2019 STANDINGS E.L. WESTERN					OVERALL 2019 STANDINGS E.L. EASTERN				
CLUB	W	L	PCT	GB	CLUB	W	L	PCT	GB
Erie SeaWolves	77	61	.558	--	**Reading Fightin Phils	80	59	.576	--
*Harrisburg Senators	76	63	.547	1.5	*Trenton Thunder	76	62	.551	3.5
**Bowie Baysox	76	64	.543	2.0	Hartford Yard Goats	73	66	.525	7.0
Altoona Curve	69	71	.493	9.0	Binghamton Rumble Ponies	67	73	.479	13.5
Akron RubberDucks	61	79	.436	17.0	New Hampshire Fisher Cats	63	76	.453	17.0
Richmond Flying Squirrels	55	84	.396	22.5	Portland Sea Dogs	62	77	.446	18.0

FIRST HALF 2019 STANDINGS E.L. WESTERN					FIRST HALF 2019 STANDINGS E.L. EASTERN				
CLUB	W	L	PCT	GB	CLUB	W	L	PCT	GB
*Harrisburg Senators	42	28	.600	--	Reading Fightin Phils	39	28	.582	--
Altoona Curve	36	32	.529	5.0	*Trenton Thunder	38	28	.576	--
Akron RubberDucks	34	35	.493	7.5	Hartford Yard Goats	37	30	.552	2.0
Erie SeaWolves	31	35	.470	9.0	Binghamton Rumble Ponies	35	29	.547	2.5
Bowie Baysox	30	38	.441	11.0	New Hampshire Fisher Cats	31	36	.463	8.0
Richmond Flying Squirrels	23	44	.343	17.5	Portland Sea Dogs	27	40	.403	12.0

SECOND HALF 2019 STANDINGS E.L. WESTERN					SECOND HALF 2019 STANDINGS E.L. EASTERN				
CLUB	W	L	PCT	GB	CLUB	W	L	PCT	GB
**Bowie Baysox	46	26	.639	--	*Reading Fightin Phils	41	31	.569	--
Erie SeaWolves	46	26	.639	--	Trenton Thunder	38	34	.528	3.0
Harrisburg Senators	34	35	.493	10.5	Hartford Yard Goats	36	36	.500	5.0
Altoona Curve	33	39	.458	13.0	Portland Sea Dogs	35	37	.486	6.0
Richmond Flying Squirrels	32	40	.444	14.0	New Hampshire Fisher Cats	32	40	.444	9.0
Akron RubberDucks	27	44	.380	18.5	Binghamton Rumble Ponies	32	44	.421	11.0

E.L. WESTERN DIVISIONAL PLAYOFFS	E.L. EASTERN DIVISIONAL PLAYOFFS	E.L. CHAMPIONSHIP SERIES
Bowie defeated Harrisburg, 3-1	Trenton defeated Reading, 3-0	Trenton defeated Bowie, 3-1

### 2019 E.L. POST-SEASON ALL STARS

Catcher	Patrick Mazeika (Binghamton)	Right-Handed Pitcher	Matt Manning (Erie)
First Base	Chris Gittens (Trenton)	Left-Handed Pitcher	Zac Lowther (Bowie)
Second Base	Santiago Espinal (New Hamp.)	Relief Pitcher	Aaron Barrett (Harrisburg)
Third Base	Bobby Dalbec (Portland)		
Shortstop	C.J. Chatham (Portland)		
Outfield	Jose Azocar (Erie)		
Outfield	Mickey Moniak (Reading)		
Outfield	Jared Oliva (Altoona)		
Utility	Isaac Paredes (Erie)		
Designated Hitter	Darick Hall (Reading)		

### 2019 E.L. SEASON-ENDING AWARDS & HONORS

Most Valuable Player	Chris Gittens (Trenton)
Pitcher of the Year	Matt Manning (Erie)
Manager of the Year	Buck Britton (Bowie)
Rookie of the Year	Jose Azocar (Erie)
Postseason MVP	Kellin Deglan (Trenton)

# EASTERN LEAGUE & MiLB AWARDS

## EASTERN LEAGUE PLAYER OF THE WEEK

1999	Adam Hyzdu	July 26-August 1	2011	Jordy Mercer	June 13-20
2000	Adam Hyzdu	May 15-21		Starling Marte	August 8-15
	Rob Mackowiak	June 3-9	2012	Adalberto Santos	July 23-30
	Darren Burton	August 14-20	2013	Alex Dickerson	July 8-15
2001	J.R. House	June 11-17		Alex Dickerson	July 22-29
2002	J.J. Davis	July 22-28	2014	Keon Broxton	August 18-25
	Kevin Sefcik	August 5-11	2015	Max Moroff	April 20-27
2003	Josh Bonifay	April 28-May 4		Josh Bell	April 27-May 4
	Kevin Nicholson	June 9-15	2016	Austin Meadows	May 30-June 5
2004	Yurendell DeCaster	June 14-20		Barrett Barnes	August 8-14
	Josh Bonifay	June 28-July 5		Barrett Barnes	August 22-28
	Nate McLouth	August 9-15	2017	Jordan Luplow	May 29-June 4
2005	Josh Bonifay	May 9-15	2018	Jason Martin	May 7-13
2006	Vic Buttler	May 8-14		Will Craig	June 11-17
2007	Steven Pearce	June 25-July 1	2019	Hunter Owen	April 22-28
	Jason Delaney	July 16-22		Logan Hill	August 12-18
2008	James Boone	April 14-21			

## EASTERN LEAGUE PITCHER OF THE WEEK

1999	Paul Ah Yat	April 19-25	2011	Aaron Thompson	April 7-18
	Bronson Arroyo	June 7-13	2012	Phil Irwin	July 23-30
2000	Steve Sparks	May 29-June 4		Jameson Taillon	August 20-27
2001	Mike Gonzalez	July 2-8	2014	Adrian Sampson	July 14-21
	Justin Reid	July 16-22	2015	Tyler Glasnow	July 13-20
2002	John Grabow	August 5-11		Steven Brault	July 27-August 3
2004	Ian Snell	April 26-May 2	2016	Brandon Waddell	June 20-26
	Landon Jacobsen	June 14-20	2017	Austin Coley	August 28-Sept. 4
2005	Hansel Izquierdo	July 25-31	2018	Mitch Keller	May 14-20
2006	Mike Connolly	May 22-28		Eduardo Vera	August 20-26
	Shane Youman	June 26-July 2	2019	James Marvel	April 15-21
2007	Luis Munoz	May 7-13		Domingo Robles	August 26-September 2
	Luis Munoz	August 27-Sept. 3			
2008	Yoslan Herrera	June 2-9			
2010	Jared Hughes	May 10-17			
	Tim Alderson	May 24-June 1			
	Justin Wilson	August 9-16			

## EL MOST VALUABLE PLAYER

1999	Adam Hyzdu
------	------------

## EL PITCHER OF THE YEAR

2003	Sean Burnett
------	--------------

## EL ROOKIE OF THE YEAR

2011	Starling Marte
2013	Alex Dickerson

## EL MANAGER OF THE YEAR

2010	Matt Walbeck
------	--------------

## EL ALL-STAR GAME MVP

2004	Jeff Keppinger
2006	Brett Roneberg
2010	Chase d'Arnaud
2011	Brock Holt

## EL POSTSEASON MVP

2010	Justin Wilson
2017	Mitch Keller

## MiLB RAWLINGS GOLD GLOVE AWARD

2017	Edwin Espinal, 1B
2018	Ke'Bryan Hayes, 3B

## EASTERN LEAGUE CHAMPIONS

1923	Williamsport Billies	1956	Schenectady Blue Jays	1989	Albany-Colonie Yankees
1924	Williamsport Grays	1957	Reading Indians	1990	London Tigers
1925	York White Roses	1958	Binghamton Triplets	1991	Albany-Colonie Yankees
1926	Scranton Miners	1959	Springfield Giants	1992	Binghamton Mets
1927	Harrisburg Senators	1960	Williamsport Grays/Springfield Giants	1993	Harrisburg Senators
1928	Harrisburg Senators	1961	Springfield Giants	1994	Binghamton Mets
1929	Binghamton Triplets	1962	Elmira Pioneers	1995	Reading Phillies
1930	Wilkes-Barre Barons	1963	Charleston Indians	1996	Harrisburg Senators
1931	Harrisburg Senators	1964	Elmira Pioneers	1997	Harrisburg Senators
1932	Wilkes-Barre Barons	1965	Pittsfield Red Sox	1998	Harrisburg Senators
1933	Binghamton Triplets	1966	Elmira Pioneers	1999	Harrisburg Senators
1934	Williamsport Grays	1967	Binghamton Triplets	2000	New Haven Ravens
1935	Binghamton Triplets	1968	Reading Phillies	2001	New Britain Rock Cats/Reading Phillies
1936	Scranton Miners	1969	York Pirates	2002	Norwich Navigators
1937	Elmira Pioneers	1970	Waterbury Pirates	2003	Akron Aeros
1938	Elmira Pioneers	1971	Elmira Royals	2004	New Hampshire Fisher Cats
1939	Scranton Red Sox	1972	West Haven Yankees	2005	Akron Aeros
1940	Binghamton Triplets	1973	Reading Phillies	2006	Portland Sea Dogs
1941	Elmira Pioneers	1974	Thetford Mines Pirates	2007	Trenton Thunder
1942	Scranton Red Sox	1975	Bristol Red Sox	2008	Trenton Thunder
1943	Elmira Pioneers	1976	West Haven Yankees	2009	Akron Aeros
1944	Binghamton Triplets	1977	West Haven Yankees	2010	Altoona Curve
1945	Albany Senators	1978	Bristol Red Sox	2011	New Hampshire Fisher Cats
1946	Scranton Red Sox	1979	West Haven Yankees	2012	Akron Aeros
1947	Utica Blue Sox	1980	Holyoke Millers	2013	Trenton Thunder
1948	Scranton Red Sox	1981	Bristol Red Sox	2014	Binghamton Mets
1949	Binghamton Triplets	1982	West Haven A's	2015	Bowie Baysox
1950	Wilkes-Barre Barons	1983	New Britain Red Sox	2016	Akron RubberDucks
1951	Scranton Red Sox	1984	Vermont Reds	2017	Altoona Curve
1952	Binghamton Triplets	1985	Vermont Reds	2018	New Hampshire Fisher Cats
1953	Binghamton Triplets	1986	Vermont Reds	2019	Trenton Thunder
1954	Albany Senators	1987	Harrisburg Senators		
1955	Allentown Cardinals	1988	Albany-Colonie Yankees		



## ALTOONA CURVE MID-SEASON ALL-STARS

1999 (Mobile, Ala.)	Kevin Haverbusch (3B)
2000 (Bowie, Md.)	Sam McConnell (LHP)
2001 (Round Rock, Texas)	J.R. House (C)
2002 (Norwich, Conn.)	Shawn Garrett (OF), Chris Spurling (RHP)
2003 (New Britain, Conn.)	Sean Burnett (LHP), Jose Castillo (2B), Shawn Garrett (OF), Mike Johnston (LHP)
2004 (Bowie, Md.)	Bryan Bullington (RHP), Chris Duffy (OF), Jeff Keppinger (2B), Ian Snell (RHP)
2005 (Portland, Maine)	Jose Bautista (3B), Josh Bonifay (1B), Brady Borner (LHP), Rajai Davis (OF)
2006 (Altoona, Pa.)	Tom Gorzelanny (LHP)
2007 (Norwich, Conn.)	Vic Buttlar (OF), Landon Jacobsen (RHP), Brandon Knight (RHP), Simon Pond (1B)
2008 (Manchester, N.H.)	Brett Roneberg (OF), Shane Youman (LHP)
2009 (Trenton, N.J.)	Dave Davidson (LHP) Luis Munoz (RHP), Steven Pearce (1B), Brian Peterson (C)
2010 (Harrisburg, PA)	Matt Peterson (RHP), Neil Walker (3B)
2011 (Manchester, N.H.)	Pat Bresnehan (RHP), Jason Delaney (1B), Shelby Ford (2B)^, Yoslan Herrera (RHP)*
2012 (Reading, Pa.)	Josh Shortlef (LHP)
2013 (New Britain, Conn.)	Jason Delaney (OF), Brian Friday (SS), Daniel Moskos (LHP)
2014 (Altoona, Pa.)	Chase d'Arnaud (SS), Hector Gimenez (C), Matt Hague (1B), Derek Hankins (RHP)
2015 (Portland, Maine)	Aaron Pribanic (RHP)
2016 (Akron, Ohio)	Josh Harrison (INF), Rudy Owens (LHP)
2017 (Manchester, N.H.)	Jeremy Farrell (3B), Brock Holt (2B), Jeff Locke (LHP), Starling Marte (CF)
2018 (Trenton, N.J.)	Aaron Pribanic (RHP)
2019 (Richmond, Va.)	Vic Black (RHP), Ramon Cabrera (C), Brandon Cumpton (RHP), Brock Holt (SS)
	Jarek Cunningham (2B), Ethan Hollingsworth (RHP), Casey Sadler (RHP)^
	Adalberto Santos (3B), Jameson Taillon (RHP)%
	Ryan Beckman (RHP), Elias Diaz (C), Willy Garcia (OF), Alen Hanson (SS)
	Kenn Kasperek (RHP), Drew Maggi (IF/OF), Adrian Sampson (RHP)
	Josh Bell (1B), Adam Frazier (SS), Max Moroff (2B)
	Dan Gamache (INF), Jason Creasy (RHP)
	Edwin Espinal (1B), Harold Ramirez (OF), Tyler Eppler (RHP), Jared Lakind (LHP)
	Wyatt Mathisen (3B), Jordan Luplow (OF)**
	Edwin Espinal (1B), Alex McRae (RHP)
	Kevin Kramer (2B)^, Montana DuRapau (RHP)
	Will Craig (1B), Ke'Bryan Hayes (3B), Taylor Hearn (LHP), Sean Keselica (LHP)
	Jason Delay (C), James Marvel (RHP)**
	Beau Sulser (RHP), Pedro Vasquez (RHP)

\* = Selected to play but did not because of a promotion to Pittsburgh

\*\* = Selected to play but did not because of a promotion to Triple-A Indianapolis

^ = Selected to play but did not because of an injury

% = Did not play

NOTE: From 1999-02 Curve players participated in the Double-A All-Star Game, which included players from the Eastern, Southern and Texas Leagues. The Eastern League began holding its own All-Star Game in 2003.

## ALTOONA CURVE POST-SEASON ALL-STARS

<b>2000</b> ..... Wilton Guzman, LHP	<b>2005</b> ..... Jose Bautista, 3B	<b>2014</b> ..... Elias Diaz, C
..... Adam Hyzdu, OF	<b>2006</b> ..... Vic Buttlar, OF	..... Adrian Sampson, RHP
..... Sam McConnell, LHP	..... Shane Youman, LHP	<b>2015</b> ..... Max Moroff, 2B
<b>2002</b> ..... Tony Alvarez, OF	<b>2007</b> ..... Matt Peterson, RHP	<b>2016</b> ..... Erich Weiss, 2B
..... Carlos Rivera, 1B	<b>2010</b> ..... Hector Gimenez, C	..... Eric Wood, 3B
<b>2003</b> ..... Sean Burnett, LHP	..... Rudy Owens, LHP	<b>2017</b> ..... Edwin Espinal, 1B
<b>2004</b> ..... Jeff Keppinger, 2B	<b>2011</b> ..... Starling Marte, OF	<b>2018</b> ..... Will Craig, 1B
..... Ronny Paulino, C	<b>2012</b> ..... Brock Holt, UTL	..... Ke'Bryan Hayes, 3B
..... Ian Snell, RHP	<b>2013</b> ..... Alex Dickerson, OF	<b>2019</b> ..... Jared Oliva, OF

## ALL-STAR SELECTIONS BY YEAR

1999 ..... 1	2005 ..... 5	2011 ..... 5	2017 ..... 6
2000 ..... 1	2006 ..... 6	2012 ..... 4	2018 ..... 4
2001 ..... 1	2007 ..... 6	2013 ..... 5	2019 ..... 4
2002 ..... 2	2008 ..... 5	2014 ..... 7	
2003 ..... 5	2009 ..... 3	2015 ..... 5	
2004 ..... 4	2010 ..... 6	2016 ..... 4	



300 South Main Street  
Akron, OH 44308  
Phone: (330) 253-5151  
Fax: (330) 253-3300  
akronrubberducks.com  
@AkronRubberDuck



## TEAM INFORMATION/PERSONNEL

First Year ..... 1997  
Affiliation ..... Cleveland Indians (1997)  
League Titles ..... 5 ('03, '05, '09, '12, '16)  
Last Playoff Appearance ..... 2018 (Lost ELCS)  
2019 Record ..... 61-79 (5th - E.L. Western)  
2019 Attendance ..... 340,187 (6th in E.L.)


Chief Executive Officer ..... Ken Babby  
General Manager ..... Jim Pfander  
Media Contact ..... Patrick McGuire  
Broadcasters ..... Marco LaNave, Jim Clark

Manager ..... Rouglas Odor (2nd season)  
Pitching Coach ..... Owen Dew  
Hitting Coach ..... Junior Betances  
Bench Coach ..... Mike Mergenthaler  
Athletic Trainer ..... Jake Legan  
Strength Coach ..... Scott Nealon

Curve Hotel in Akron ..... Akron Courtyard by Marriott  
..... 100 Springside Dr.  
..... Akron, OH 44333  
..... PH: (310) 668-9090

## CANAL PARK

Ballpark ..... Canal Park  
Capacity ..... 7,630  
Year Opened ..... 1997  
Fence Height ..... LF-CF: 11.5', CF-RF: 12'/40', RF: 8'



## 2021 SERIES (24)

at Altoona (12)	at Akron (12)
June 8 (Tues.)..... 6:30 p.m.	Aug. 3 (Tues.)..... 6:35 p.m.
June 9 (Wed.)..... 6:30 p.m.	Aug. 4 (Wed.)..... 6:35 p.m.
June 10 (Thur.)..... 6:30 p.m.	Aug. 5 (Thur.)..... 6:35 p.m.
June 11 (Fri.)..... 7:00 p.m.	Aug. 6 (Fri.)..... 7:05 p.m.
June 12 (Sat.)..... 6:00 p.m.	Aug. 7 (Sat.)..... 7:05 p.m.
June 13 (Sun.)..... 6:00 p.m.	Aug. 8 (Sun.)..... 2:05 p.m.
July 6 (Tues.)..... 6:30 p.m.	Aug. 31 (Tues.)..... 6:35 p.m.
July 7 (Wed.)..... 6:30 p.m.	Sep. 1 (Wed.)..... 6:35 p.m.
July 8 (Thur.)..... 6:30 p.m.	Sep. 2 (Thur.)..... 6:35 p.m.
July 9 (Fri.)..... 7:00 p.m.	Sep. 3 (Fri.)..... 7:05 p.m.
July 10 (Sat.)..... 6:00 p.m.	Sep. 4 (Sat.)..... 7:05 p.m.
July 11 (Sun.)..... 6:00 p.m.	Sep. 5 (Sun.)..... 6:05 p.m.

## CURVE vs. AKRON SERIES INFO

All-Time vs. Akron	205-234
at Altoona	119-111
at Akron	86-123
Postseason vs. Akron	7-15
2019 vs. Akron	14-4
at Altoona	8-3
at Akron	6-1
Best Record vs. Akron	16-4 (2004)
Worst Record vs. Akron	7-17 (2009)
Largest Margin of Victory	14 (4/20/06, 18-4)
Largest Margin of Defeat	12 (8/6/04, 16-4)
Longest Winning Streak	7, June 4-24, 2004
Longest Losing Streak	10, April 25-July 13, 2002

## HEAD-TO-HEAD RECORDS

YEAR	OVERALL	HOME	AWAY	PCT.
1999	12-10	7-5	5-5	.545
2000	9-11	5-5	4-6	.450
2001	9-11	5-5	4-6	.450
2002	6-14	4-6	2-8	.300
2003	9-11	4-6	5-5	.450
2004	16-4	8-2	8-2	.800
2005	6-13	4-9	2-4	.316
2006	12-12	8-4	4-8	.500
2007	10-11	6-4	4-7	.476
2008	10-14	8-5	2-9	.417
2009	7-17	3-11	4-6	.292
2010	13-6	7-2	6-4	.684
2011	9-11	6-5	3-6	.450
2012	7-14	6-5	1-9	.333
2013	9-13	3-8	6-5	.409
2014	6-14	3-7	3-7	.300
2015	10-12	6-6	4-6	.455
2016	9-12	6-5	3-7	.429
2017	10-10	5-5	5-5	.500
2018	12-10	7-3	5-7	.545
2019	14-4	8-3	6-1	.778
<b>TOTALS</b>	<b>205-234</b>	<b>119-111</b>	<b>86-123</b>	<b>.467</b>

## SERIES SWEEPS

Last by Altoona at Altoona	Last by Altoona at Akron
2-game..... 4/26-27/10	2-game..... N/A
3-game..... 4/13-15/17	3-game..... 4/19-21/10
4-game..... 8/26-29/19	4-game..... 4/4-7/19
5-game..... N/A	5-game..... N/A
Last by Akron at Altoona	Last by Akron at Akron
2-game..... N/A	2-game..... 4/13-15/09
3-game..... 9/1-3/09	3-game..... 4/21-23/17
4-game..... 5/22-25/17	4-game..... 5/19-22/08
5-game..... N/A	5-game..... N/A

# BINGHAMTON RUMBLE PONIES

*Curve*



211 Henry Street  
Binghamton, NY 13901  
Phone: (607) 723-6387  
Fax: (607) 723-7779  
bingrp.com  
@RumblePoniesBB



## TEAM INFORMATION/PERSONNEL

First Year .....1992  
Affiliation ..... New York Mets (1992)  
League Titles ..... 3 ('92, '94, '14)  
Last Playoff Appearance .....2017 (Lost ELDS)  
2019 Record ..... 67-73 (4th - E.L. Eastern)  
2019 Attendance ..... 182,990 (12th in E.L.)

Ownership ..... Evans Street Baseball  
Managing Director ..... John "JB" Bayne  
Media Contact ..... Jacob Wilkins  
Broadcasters ..... Jacob Wilkins

Manager ..... Lorenzo Bundy (1st season)  
Pitching Coach ..... Jonathan Hurst  
Hitting Coach ..... Bruce Fields  
Bench Coach ..... Joe Raccuia  
Athletic Trainer ..... Kiyoshi Tada  
Performance Coach ..... Dylan Cintula

Curve Hotel in Binghamton ..... Holiday Inn  
..... 2-8 Hawley St.  
..... Binghamton NY 13901  
..... PH: (607) 722-1212

## 2021 SERIES (12)

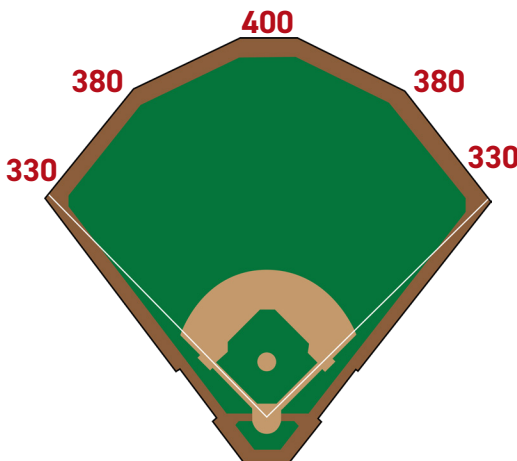
at Altoona (6)	at Binghamton (6)
July 13 (Tues.).... 6:30 p.m.	May 11 (Tues.).... 6:35 p.m.
July 14 (Wed.).... 6:30 p.m.	May 12 (Wed.).... 6:35 p.m.
July 15 (Thur.).... 6:30 p.m.	May 13 (Thur.).... 6:35 p.m.
July 16 (Frid.).... 7:00 p.m.	May 14 (Frid.).... 7:05 p.m.
July 17 (Sat.).... 6:00 p.m.	May 15 (Sat.).... 6:35 p.m.
July 18 (Sun.).... 6:00 p.m.	May 16 (Sun.).... 1:05 p.m.

## CURVE vs. BINGHAMTON SERIES INFO

All-Time vs. Binghamton .....	101-89
at Altoona .....	52-42
at Binghamton .....	49-47
Postseason vs. Binghamton .....	N/A
2019 vs. Binghamton .....	6-4
at Altoona .....	3-2
at Binghamton .....	3-2
Best Record vs. Binghamton.....	8-1 (2018)
Worst Record vs. Binghamton.....	2-6 (2008)
Largest Margin of Victory.....	12, (8/29/16, 13-1)
Largest Margin of Defeat.....	11 (5/29/00, 11-0)
Longest Winning Streak .....	10, June 8, 2005-May 14, 2006
Longest Losing Streak .....	6, May 30-July 2, 2013

## NYSEG STADIUM

Ballpark..... NYSEG Stadium  
Capacity.....6,012  
Year Opened .....1992  
Fence Height.....10'



## HEAD-TO-HEAD RECORDS

YEAR	OVERALL	HOME	AWAY	PCT.
1999	4-3	1-2	3-1	.571
2000	2-5	2-2	0-3	.286
2001	3-4	1-2	2-2	.429
2002	4-3	3-0	1-3	.571
2003	6-2	3-1	3-1	.750
2004	4-2	3-1	1-1	.667
2005	7-3	6-1	1-2	.700
2006	4-3	4-0	0-3	.571
2007	3-6	1-2	2-4	.333
2008	2-6	1-3	1-3	.250
2009	4-4	2-2	2-2	.500
2010	5-5	1-3	4-2	.500
2011	6-4	2-1	4-3	.600
2012	6-4	1-2	5-2	.600
2013	5-10	2-4	3-6	.333
2014	4-6	3-4	1-2	.400
2015	5-5	3-3	2-2	.500
2016	10-6	5-5	5-1	.625
2017	3-3	2-1	1-2	.500
2018	8-1	3-1	5-0	.889
2019	6-4	3-2	3-2	.600
<b>TOTALS</b>	<b>101-89</b>	<b>52-42</b>	<b>49-47</b>	<b>.532</b>

## SERIES SWEEPS

Last by Altoona at Altoona	Last by Altoona at Bing.
2-game..... N/A	2-game.... 6/14-15/19
3-game....5/17-19/02	3-game.... 6/12-14/18
4-game.... 5/12-14/06	4-game..... N/A
5-game..... N/A	5-game..... N/A
Last by Bing. at Altoona	Last by Bing. at Bing.
2-game..... N/A	2-game..... N/A
3-game.....6/7-9/13	3-game.... 5/19-21/06
4-game..... N/A	4-game..... N/A
5-game..... N/A	5-game..... N/A



4101 NE Crain Highway  
Bowie, MD 20716  
Phone: (301) 805-6000  
Fax: (301) 464-4911  
baysox.com  
@BowieBaysox



## TEAM INFORMATION/PERSONNEL

First Year ..... 1993  
Affiliation ..... Baltimore Orioles (1993)  
League Titles ..... 1 (2015)  
Last Playoff Appearance ..... 2019 (Lost in ELCS)  
2019 Record ..... 76-64 (3rd - E.L. Western)  
2019 Attendance ..... 224,686 (10th in E.L.)

Ownership ..... Maryland Baseball Holding, LLC.  
General Manager ..... Brian Shallcross  
Media Contacts ..... Adam Pohl, Paul Fritschner  
Broadcasters ..... Adam Pohl, Paul Fritschner

Manager ..... Buck Britton (2nd season)  
Pitching Coach ..... Justin Ramsey  
Hitting Coach ..... Ryan Fuller  
Fundamentals Coach ..... Jeff Kunkel  
Development Coach ..... Grant Anders  
Athletic Trainer ..... Marty Brinker  
Strength and Conditioning Coach ..... Jon Medici

Curve Hotel in Bowie ..... Crowne Plaza Annapolis  
..... 173 Jennifer Road  
..... Annapolis, MD 21401  
..... PH: (410) 266-3131

## 2021 SERIES (12)


at Altoona (6)		at Bowie (6)	
May 4 (Tues.).....	6:00 p.m.	Sept. 14 (Tues.).....	6:35 p.m.
May 5 (Wed.).....	6:00 p.m.	Sept. 15 (Wed.).....	6:35 p.m.
May 6 (Thur.).....	6:00 p.m.	Sept. 16 (Thur.) ..	6:35 p.m.
May 7 (Fri.).....	6:00 p.m.	Sept. 17 (Fri.).....	7:05 p.m.
May 8 (Sat.).....	4:00 p.m.	Sept. 18 (Sat.).....	6:35 p.m.
May 9 (Sun.).....	2:00 p.m.	Sept. 19 (Sun.).....	1:35 p.m.

## CURVE vs. BOWIE SERIES INFO

All-Time vs. Bowie.....	166-174
at Altoona.....	82-86
at Bowie.....	84-88
Postseason vs. Bowie.....	4-3
2019 vs. Bowie.....	5-9
at Altoona.....	3-3
at Bowie.....	2-6
Best Record vs. Bowie.....	8-3 (2016)
Worst Record vs. Bowie.....	1-5 (2013)
Largest Margin of Victory.....	12 (8/22/04, 12-0)
Largest Margin of Defeat.....	16 (8/1/08, 19-3)
Longest Winning Streak.....	9, Aug. 25, 2005-May 25, 2006
Longest Losing Streak.....	7, June 4-July 14, 2017

## PRINCE GEORGE'S STADIUM

Ballpark..... Prince George's Stadium  
Capacity..... 10,000  
Year Opened ..... 1994  
Fence Height..... 8'



## HEAD-TO-HEAD RECORDS

YEAR	OVERALL	HOME	AWAY	PCT.
1999	9-11	5-5	4-6	.450
2000	10-10	5-5	5-5	.500
2001	11-9	6-4	5-5	.550
2002	13-7	7-3	6-4	.650
2003	11-9	7-3	4-6	.550
2004	10-10	5-5	5-5	.500
2005	12-6	5-2	7-4	.667
2006	7-10	5-8	2-2	.412
2007	11-13	5-9	6-4	.458
2008	7-5	3-3	4-2	.583
2009	9-12	4-6	5-6	.429
2010	2-5	1-2	1-3	.286
2011	4-8	1-7	3-1	.333
2012	6-7	2-4	4-3	.462
2013	1-5	1-2	0-3	.167
2014	11-8	4-3	7-5	.579
2015	9-5	5-2	4-3	.643
2016	8-3	3-1	5-2	.727
2017	5-14	3-5	2-9	.263
2018	5-8	2-4	3-4	.385
2019	5-9	3-3	2-6	.357
<b>TOTALS</b>	<b>166-174</b>	<b>82-86</b>	<b>84-88</b>	<b>.488</b>

## SERIES SWEEPS

Last by Altoona at Altoona	Last by Altoona at Bowie
2-game..... N/A	2-game..... 6/12-13/01
3-game..... 5/11-13/15	3-game..... 8/21-23/15
4-game..... 5/22-25/06	4-game..... 9/2-5/05
5-game..... N/A	5-game..... N/A
Last by Bowie at Altoona	Last by Bowie at Bowie
2-game..... 6/28-29/06	2-game..... N/A
3-game..... 5/8-9/12	3-game..... 5/22-24/18
4-game..... 7/8-11/11	4-game..... 6/26-29/17
5-game..... N/A	5-game..... N/A





110 East 10th Street  
Erie, PA 16501  
Phone: (814) 456-1300  
Fax: (814) 456-7520  
seawolves.com  
@erie\_seawolves



## TEAM INFORMATION/PERSONNEL

First Year .....1999  
Affiliation.....Detroit Tigers (2001)  
League Titles.....None  
Last Playoff Appearance.....2013 (Lost in ELDS)  
2019 Record.....77-61 (1st - E.L. Western)  
2019 Attendance .....215,444 (11th in E.L.)

Owner.....Fernando Aquirre  
General Manager.....Greg Coleman  
Media Contacts.....Greg Gania  
Broadcasters.....Greg Gania

Manager.....Arnie Beyeler (1st season)  
Pitching Coach.....Mark Johnson  
Hitting Coach.....Adam Melhuse  
Developmental Coach.....Tony Smith  
Athletic Trainer.....Chris Vick  
Strength Coach.....Phil Hartt

Curve Hotel in Erie.....Baymont Inn & Suites Erie  
.....8170 Perry Highway  
.....Erie, PA 16509  
.....PH: (814) 866-8808

## 2021 SERIES (24)

### at Altoona (12)

May 25 (Tues.).... 6:00 p.m.  
May 26 (Wed.).... 6:00 p.m.  
May 27 (Thurs.).. 6:00 p.m.  
May 28 (Fri.)..... 6:00 p.m.  
May 29 (Sat.)..... 6:00 p.m.  
May 30 (Sun.).... 6:00 p.m.

### at Erie (12)

June 15 (Tues.) .. 7:05 p.m.  
June 16 (Wed.)... 7:05 p.m.  
June 17 (Thurs.) : 7:05 p.m.  
June 18 (Fri.)..... 7:05 p.m.  
June 19 (Sat.)..... 7:05 p.m.  
June 20 (Sun.).... 1:35 p.m.

Sept. 7 (Tues.).... 6:00 p.m.  
Sept. 8 (Wed.).... 6:00 p.m.  
Sept. 9 (Thurs.) .. 6:00 p.m.  
Sept. 10 (Fri.)..... 6:00 p.m.  
Sept. 11 (Sat.).... 6:00 p.m.  
Sept. 12 (Sun.)... 2:00 p.m.

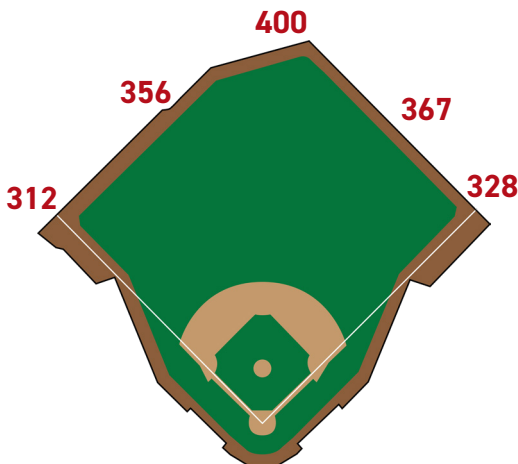
Aug. 10 (Tues.) ... 7:05 p.m.  
Aug. 11 (Wed.).... 7:05 p.m.  
Aug. 12 (Thurs.) : 7:05 p.m.  
Aug. 13 (Fri.)..... 7:05 p.m.  
Aug. 14 (Sat.)..... 7:05 p.m.  
Aug. 15 (Sun.).... 1:35 p.m.

## CURVE vs. ERIE SERIES INFO

All-Time vs. Erie.....224-204  
at Altoona.....105-102  
at Erie.....119-102  
Postseason vs. Erie .....3-0  
2019 vs. Erie.....13-10  
at Altoona.....7-6  
at Erie.....6-4  
Best Record vs. Erie.....15-5 (2015)  
Worst Record vs. Erie .....7-15 (2014)  
Largest Margin of Victory.....12 (7/28/02, 14-2)  
Largest Margin of Defeat.....17 (7/7/09, 19-2)  
Longest Winning Streak .. 8, 3x, last - June 9-Aug. 25, 2016  
Longest Losing Streak .... 6, 2x, last - April 8-17, 2009

## UPMC PARK

Ballpark.....UPMC Park  
Capacity.....6,000  
Year Opened .....1995  
Fence Height.....LF: 16', CF-RCF: 8', RF: 10'



## HEAD-TO-HEAD RECORDS

YEAR	OVERALL	HOME	AWAY	PCT.
1999	9-14	4-9	5-5	.391
2000	13-7	5-5	8-2	.650
2001	8-12	6-4	2-8	.400
2002	13-7	6-4	7-3	.650
2003	8-12	2-8	6-4	.400
2004	7-13	4-6	3-7	.350
2005	7-11	2-6	5-5	.389
2006	13-6	4-3	9-3	.684
2007	7-9	3-4	4-5	.438
2008	11-7	4-2	7-5	.611
2009	11-14	4-6	7-8	.440
2010	11-9	4-6	7-3	.550
2011	11-7	7-3	4-4	.611
2012	15-8	9-2	6-6	.652
2013	8-14	5-6	3-8	.364
2014	7-15	4-7	3-8	.318
2015	15-5	7-4	8-1	.750
2016	13-7	6-3	7-4	.650
2017	13-8	7-3	6-5	.619
2018	11-9	5-5	6-4	.550
2019	13-10	7-6	6-4	.565
<b>TOTALS</b>	<b>224-204</b>	<b>105-102</b>	<b>119-102</b>	<b>.549</b>

## SERIES SWEEPS

Last by Altoona at Altoona	Last by Altoona at Erie
2-game..... N/A	2-game.... 4/13-14/18
3-game.....7/4-7/19	3-game.....6/3-5/19
4-game..... N/A	4-game... 8/31-9/3/12
5-game..... N/A	5-game..... N/A
Last by Erie at Altoona	Last by Erie at Erie
2-game..... N/A	2-game..... N/A
3-game.....5/1-3/09	3-game.... 8/15-17/14
4-game.....5/6-9/99	4-game.... 5/10-13/12
5-game..... N/A	5-game..... N/A



First National Bank Field / City Island  
Harrisburg, PA 17101  
Phone: (717) 231-4444  
Fax: (717) 231-4445  
senatorsbaseball.com  
@HbgSenators



## TEAM INFORMATION/PERSONNEL

First Year ..... 1987  
Affiliation ..... Washington Nationals (1991)  
League Titles ..... 6 ('87, '93, '96, '97, '98, '99)  
Last Playoff Appearance ..... 2019 (Lost in ELDS)  
2019 Record ..... 76-63 (2nd - E.L. Western)  
2019 Attendance ..... 258,909 (9th in E.L.)


President ..... Kevin Kulp  
General Manager ..... Randy Whitaker  
Media Contact ..... Terry Byrom  
Broadcasters ..... Terry Byrom

Manager ..... Tripp Keister (1st season)  
Pitching Coach ..... Sam Narron  
Hitting Coach ..... Brian Rupp  
Athletic Trainer ..... T.D. Swinford  
Strength Coach ..... R.J. Guyer

Curve Hotel in Harrisburg ..... Comfort Inn & Suites Harrisburg Airport  
..... 1589 W Harrisburg Pike  
..... Middletown, PA 17057  
..... PH: (717) 857-8776

## FNB FIELD

Ballpark ..... FNB Field  
Capacity ..... 6,187  
Year Opened ..... 1987  
Fence Height ..... LF: 8', LCF-RCF: 16', RF: 8'



## 2021 SERIES (18)

### at Altoona (12)

June 22 (Tues.) .. 6:30 p.m.  
June 23 (Wed.) ... 6:30 p.m.  
June 24 (Thurs.) .. 6:30 p.m.  
June 25 (Fri.) ..... 7:00 p.m.  
June 26 (Sat.) ..... 6:00 p.m.  
June 27 (Sun.) .... 2:00 p.m.

### at Harrisburg (6)

May 18 (Tues.) .... 6:30 p.m.  
May 19 (Wed.) .... 12:00 p.m.  
May 20 (Thurs.) .. 6:30 p.m.  
May 21 (Fri.) ..... 7:00 p.m.  
May 22 (Sat.) ..... 6:00 p.m.  
May 23 (Sun.) .... 1:00 p.m.

July 27 (Tues.) .... 6:30 p.m.  
July 28 (Wed.) .... 6:30 p.m.  
July 29 (Fri.) ..... 6:30 p.m.  
July 30 (Sat.) ..... 7:00 p.m.  
July 31 (Sun.) ..... 6:00 p.m.  
Aug. 1 (Sun.) ..... 6:00 p.m.

## CURVE vs. HARRISBURG SERIES INFO

All-Time vs. Harrisburg ..... 203-179  
at Altoona ..... 115-71  
at Harrisburg ..... 88-108  
Postseason vs. Harrisburg ..... 3-1  
2019 vs. Harrisburg ..... 7-13  
at Altoona ..... 5-5  
at Harrisburg ..... 2-8  
Best Record vs. Harrisburg ..... 10-4 (2014)  
Worst Record vs. Harrisburg ..... 5-11 (2011)  
Largest Margin of Victory ..... 12, 2x, last - (8/7/10, 18-6)  
Largest Margin of Defeat ..... 12, 2x, last - (5/25/18, 14-2)  
Longest Winning Streak .... 10, April 16-July 12, 2014  
Longest Losing Streak .. 6, August 26, 2007-July 4, 2008

## HEAD-TO-HEAD RECORDS

YEAR	OVERALL	HOME	AWAY	PCT.
1999	10-7	5-2	5-5	.588
2000	12-8	8-2	4-6	.600
2001	11-9	6-4	5-5	.550
2002	12-8	8-2	4-6	.600
2003	13-7	7-3	6-4	.650
2004	13-7	9-1	4-6	.650
2005	8-9	6-4	2-5	.471
2006	13-10	7-2	6-8	.565
2007	11-8	5-3	6-5	.579
2008	8-13	3-8	5-5	.381
2009	7-3	2-2	5-1	.700
2010	12-8	6-4	6-4	.600
2011	5-11	2-4	3-7	.313
2012	6-8	3-4	3-4	.429
2013	7-11	2-5	5-6	.389
2014	10-4	7-0	3-4	.714
2015	9-11	5-5	4-6	.450
2016	7-10	5-6	2-4	.412
2017	11-6	7-3	4-3	.647
2018	11-8	7-2	4-6	.579
2019	7-13	5-5	2-8	.350
<b>TOTALS</b>	<b>203-179</b>	<b>115-71</b>	<b>88-108</b>	<b>.531</b>

## SERIES SWEEPS

Last by Altoona at Altoona	Last by Altoona at Harrisburg
2-game .... 8/22-23/18	2-game ..... N/A
3-game ..... 7/4-6/14	3-game .. 4/30-5/2/10
4-game .... 4/21-24/14	4-game ..... N/A
5-game ..... N/A	5-game ..... N/A
Last by Harrisburg at Altoona	Last by Harrisburg at Harrisburg
2-game ..... N/A	2-game ..... N/A
3-game .... 4/15-17/19	3-game .... 6/28-29/15
4-game ..... N/A	4-game .. 8/30-9/2/19
5-game ..... N/A	5-game ..... N/A



1214 Main Street  
Hartford, CT 06103  
Phone: (860) 246-4628  
Fax: (860) 247-4628  
yardgoatsbaseball.com  
@GoYardGoats



## TEAM INFORMATION/PERSONNEL

First Year .....2016  
Affiliation ..... Colorado Rockies (2016)  
League Titles ..... 2 ('83, '01, both in New Britain)  
Last Playoff Appearance 2009 (New Britain) (Lost in ELDS)  
2019 Record ..... 73-66 (3rd - E.L. Eastern)  
2019 Attendance ..... 414,946 (1st in E.L.)

Directors ..... Josh & Jim Solomon, Jennifer Goorno  
President ..... Tim Restall  
General Manager ..... Mike Abramson  
Media Contact ..... Jeff Dooley  
Broadcasters ..... Jeff Dooley, Dan Lovallo

Manager ..... Chris Denorfia (1st season)  
Pitching Coach ..... Frank Gonzales  
Hitting Coach ..... Tom Sutaris  
Athletic Trainer ..... Hoshito Mizutani  
Physical Performance Coach ..... Mason Rook

Curve Hotel in Hartford ..... Holiday Inn Express  
..... 2553 Berlin Turnpike  
..... Newington, CT 06489  
..... PH: (860) 372-4000

## 2021 SERIES (6)

at Altoona (0)

at Hartford (6)

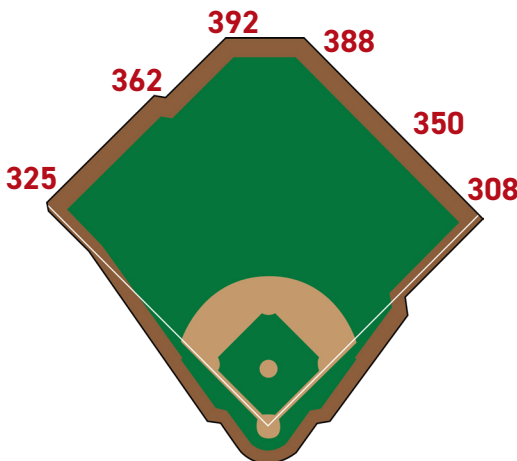
June 29 (Tues.) .. 7:05 p.m.  
June 30 (Wed.) ... 7:05 p.m.  
July 1 (Thurs.).... 7:05 p.m.  
July 2 (Fri.) ..... 7:05 p.m.  
July 3 (Sat.) ..... 6:05 p.m.  
July 4 (Sun.) ..... 7:05 p.m.

## CURVE vs. HARTFORD SERIES INFO

All-Time vs. Hartford ..... 14-12  
at Altoona ..... 7-4  
at Hartford ..... 7-8  
Postseason vs. Hartford ..... N/A  
2019 vs. Hartford ..... 3-3  
at Altoona ..... 2-1  
at Hartford ..... 1-2  
Best Record vs. Hartford ..... 7-2 (2017)  
Worst Record vs. Hartford ..... 2-4 (2016)  
Largest Margin of Victory ..... 8 (6/17/16, 11-3)  
Largest Margin of Defeat ..... 10 (6/12/18, 11-1)  
Longest Winning Streak ... 6, June 24, 2017-June 1, 2018  
Longest Losing Streak .... 5, July 19, 2016-June 17, 2017

## DUNKIN' DONUTS PARK

Ballpark ..... Dunkin' Donuts Park  
Capacity ..... 6,056  
Year Opened ..... 2017  
Fence Height ..... LF: 8', CF: 20', RF: 21'



## HEAD-TO-HEAD RECORDS

YEAR	OVERALL	HOME	AWAY	PCT.
2016	2-4	2-1	0-3*	.333
2017	7-2	2-1	5-1	.778
2018	2-3	1-1	1-2	.400
2019	3-3	2-1	1-2	.500
<b>TOTALS</b>	<b>14-12</b>	<b>7-4</b>	<b>7-8</b>	<b>.538</b>

\*The Curve went 0-3 in three "road" games against Hartford in Altoona during the 2016 season

## SERIES SWEEPS

Last by Altoona at Altoona	Last by Altoona at Hartford
2-game ..... N/A	2-game ..... N/A
3-game ..... N/A	3-game .... 8/21-23/17
4-game ..... N/A	4-game ..... N/A
5-game ..... N/A	5-game ..... N/A
Last by Hartford at Altoona	Last by Hartford at Hartford
2-game ..... N/A	2-game ..... N/A
3-game ... 7/19-20/16*	3-game ..... N/A
4-game ..... N/A	4-game ..... N/A
5-game ..... N/A	5-game ..... N/A



1 Line Drive  
Manchester, NH 03101  
Phone: (603) 641-2005  
Fax: (603) 641-2055  
nhfishercats.com  
@fishercats



## TEAM INFORMATION/PERSONNEL

First Year ..... 2004  
Affiliation ..... Toronto Blue Jays (2004)  
League Titles ..... 3 (2004, 2011, 2018)  
Last Playoff Appearance ..... 2018 (Won ELCS)  
2019 Record ..... 63-76 (5th - E.L. Eastern)  
2019 Attendance ..... 306,511 (8th in E.L.)


Owner, Managing Partner ..... Art Solomon  
President ..... Mike Ramshaw  
Media Contact ..... Tyler Murray  
Broadcasters ..... Tyler Murray, Bob Lipman

Manager ..... Cesar Martin (1st season)  
Pitching Coach ..... Jim Czajkowski  
Hitting Coach ..... Matt Hague  
Position Player Coach ..... Chris Schaeffer  
Athletic Trainer ..... Luke Green  
Strength Coach ..... Casey Callison

Curve Hotel in Manchester ..... Country Inn & Suites  
..... 250 River Rd.  
..... Bedford, N.H. 03110  
..... PH: (603) 666-4600

## DELTA DENTAL STADIUM

Ballpark ..... Delta Dental Stadium  
Capacity ..... 6,500  
Year Opened ..... 2005  
Fence Height ..... 12'



## 2021 SERIES (0)

at Altoona (0)      at New Hampshire (0)

## HEAD-TO-HEAD RECORDS

YEAR	OVERALL	HOME	AWAY	PCT.
2004	3-3	1-2	2-1	.500
2005	3-3	2-1	1-2	.500
2006	3-3	1-2	2-1	.500
2007	3-3	1-2	2-1	.500
2008	4-2	1-2	3-0	.667
2009	3-3	1-2	2-1	.500
2010	3-3	2-1	1-2	.500
2011	2-4	2-2	0-2	.333
2012	3-4	3-1	0-3	.429
2013	7-0	3-0	4-0	1.000
2014	1-5	0-3	1-2	.167
2015	4-3	2-1	2-2	.571
2016	3-3	2-1	1-2	.500
2017	5-2	3-1	2-1	.714
2018	4-2	2-1	2-1	.667
2019	1-5	1-2	0-3	.167
<b>TOTALS</b>	<b>52-48</b>	<b>27-24</b>	<b>25-24</b>	<b>.520</b>

## CURVE vs. NEW HAMPSHIRE SERIES INFO

All-Time vs. New Hampshire ..... 52-48  
at Altoona ..... 27-24  
at Manchester ..... 25-24  
Postseason vs. New Hampshire ..... 0-3  
2019 vs. New Hampshire ..... 1-5  
at Altoona ..... 1-2  
at Manchester ..... 0-3  
Best Record vs. New Hampshire ..... 7-0 (2013)  
Worst Record vs. New Hampshire ... 1-5 (2014, 2019)  
Largest Margin of Victory ..... 12 (8/15/08, 12-0)  
Largest Margin of Defeat ..... 13 (6/12/15, 14-1)  
Longest Winning Streak ..... 7, June 18-July 28, 2013  
Longest Losing Streak ..... 5, August 16, 2018-May 31, 2019

## SERIES SWEEPS

Last by Altoona at Altoona	Last by Altoona at N.H.
2-game ..... N/A	2-game ..... N/A
3-game ..... 6/18-20/13	3-game ..... 8/15-17/08
4-game ..... N/A	4-game ..... 7/25-28/13
5-game ..... N/A	5-game ..... N/A
Last by N.H. at Altoona	Last by N.H. at N.H.
2-game ..... N/A	2-game ..... 6/21-23/11
3-game .. 5/30-6/1/14	3-game ..... 5/21-23/19
4-game ..... N/A	4-game ..... N/A
5-game ..... N/A	5-game ..... N/A





271 Park Avenue  
Portland, ME 04102  
Phone: (207) 874-9300  
Fax: (207) 780-0317  
seadogs.com  
@PortlandSeaDogs



## TEAM INFORMATION/PERSONNEL

First Year .....1994  
Affiliation ..... Boston Red Sox (2003)  
League Titles ..... 1 (2006)  
Last Playoff Appearance .....2014 (Lost in ELDS)  
2019 Record ..... 62-77 (6th - E.L. Eastern)  
2019 Attendance ..... 357,647 (4th in E.L.)

Chairman ..... Bill Burke  
President/General Manager ..... Geoff Iacuesa  
Senior Vice President ..... John Kameisha  
Media Contact ..... Chris Cameron, Emma Tiedemann  
Broadcasters ..... Emma Tiedemann

Manager ..... Corey Wimberly (1st season)  
Pitching Coach ..... Lance Carter  
Hitting Coach ..... Lance Zawadzki  
Coach ..... Ako Thomas  
Athletic Trainer ..... Scott Gallon  
Strength Coach ..... Jeff Dolan

Curve Hotel in Portland ..... Fireside Inn & Suites  
..... 81 Riverside St.  
..... Portland, ME 04103  
..... PH: (207) 774-5601

## 2021 SERIES (0)

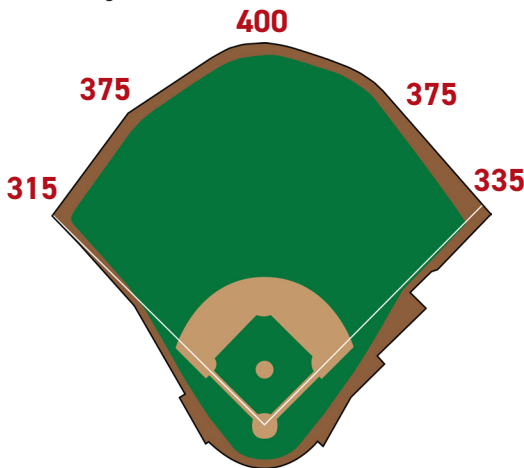
at Altoona (0) at Portland (0)

## CURVE vs. PORTLAND SERIES INFO

All-Time vs. Portland ..... 66-66  
at Altoona ..... 37-29  
at Portland ..... 29-37  
Postseason vs. Portland ..... N/A  
2019 vs. Portland ..... 3-4  
at Altoona ..... 2-1  
at Portland ..... 1-3  
Best Record vs. Portland ..... 6-1 (2000)  
Worst Record vs. Portland ..... 1-5 (2014)  
Largest Margin of Victory ..... 10, 2x, last - (8/3/00, 12-2)  
Largest Margin of Defeat ..... 11, (8/14/12, 13-2)  
Longest Winning Streak ..8, June 27, 2003-July 9, 2004  
Longest Losing Streak ..... 5, June 10-21, 2014

## HADLOCK FIELD

Ballpark ..... Hadlock Field  
Capacity ..... 7,368  
Year Opened ..... 1994  
Fence Height ..... LF: 37', CF: 8', RF: 16'



## HEAD-TO-HEAD RECORDS

YEAR	OVERALL	HOME	AWAY	PCT.
1999	2-5	2-2	0-3	.286
2000	6-1	3-1	3-0	.857
2001	2-5	2-3	0-2	.286
2002	3-4	2-2	1-2	.429
2003	3-3	0-2	3-1	.500
2004	6-2	4-0	2-2	.750
2005	4-2	2-1	2-1	.667
2006	1-3	1-2	0-1	.250
2007	5-1	2-1	3-0	.833
2008	2-4	2-1	0-3	.333
2009	3-3	2-1	1-2	.500
2010	5-1	3-0	2-1	.833
2011	2-5	0-3	2-2	.286
2012	2-4	2-1	0-3	.333
2013	4-2	2-1	2-1	.667
2014	1-5	0-2	1-3	.167
2015	2-4	1-2	1-2	.333
2016	3-2	1-0	2-2	.600
2017	3-3	2-1	1-2	.500
2018	4-3	2-2	2-1	.571
2019	3-4	2-1	1-3	.429
<b>TOTALS</b>	<b>66-66</b>	<b>37-29</b>	<b>29-37</b>	<b>.500</b>

## SERIES SWEEPS

Last by Altoona at Altoona	Last by Altoona at Portland
2-game ..... N/A	2-game ..... N/A
3-game ..... 6/22-24/10	3-game ..... 8/7-9/07
4-game ..... 4/8-11/04	4-game ..... N/A
5-game ..... N/A	5-game ..... N/A
Last by Portland at Altoona	Last by Portland at Portland
2-game ..... 6/10-11/14	2-game ..... 5/25-26/01
3-game ..... 6/3-5/11	3-game ..... 8/14-16/12
4-game ..... N/A	4-game ..... N/A
5-game ..... N/A	5-game ..... N/A



1900 South Centre Ave.  
Reading, PA 19605  
Phone: (610) 375-8469  
Fax: (610) 373-5868  
fightins.com  
@ReadingFightins



## TEAM INFORMATION/PERSONNEL

First Year ..... 1952  
Affiliation ..... Philadelphia Phillies (1967)  
League Titles ..... 5 ('57, '68, '73, '95, '01)  
Last Playoff Appearance ..... 2019 (Lost in ELDS)  
2019 Record ..... 80-59 (1st - E.L. Eastern)  
2019 Attendance ..... 398,314 (3rd in E.L.)

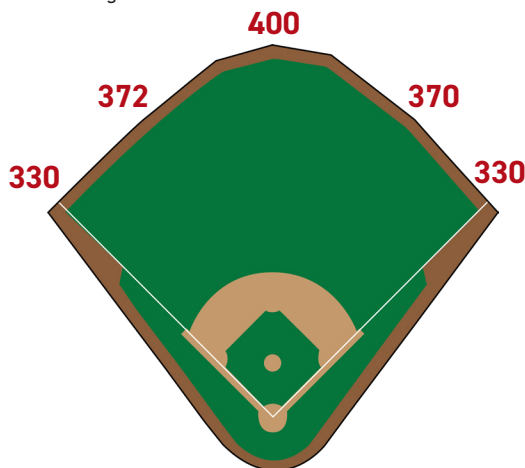
Managing Partner ..... Craig Stein  
General Manager ..... Scott Hunsicker  
Media Contact ..... Emily Messina  
Broadcasters ..... Emily Messina

Manager ..... Shawn Williams (2nd season)  
Pitching Coach ..... Brad Bergesen  
Hitting Coach ..... Tyler Henson  
Athletic Trainer ..... Kris Terrian  
Strength Coach ..... Kenny Matanane

Curve Hotel in Reading ..... Crowne Plaza Reading  
..... 1741 Papermill Road  
..... Wyomissing, PA 19610  
..... PH: (610) 376-3811

## FIRSTENERGY STADIUM

Ballpark ..... FirstEnergy Stadium  
Capacity ..... 9,000  
Year Opened ..... 1951  
Fence Height ..... 8'



## 2021 SERIES (0)

at Altoona (0)                      at Reading (0)

## HEAD-TO-HEAD RECORDS

YEAR	OVERALL	HOME	AWAY	PCT.
1999	5-11	1-5	4-6	.313
2000	9-11	4-6	5-5	.450
2001	8-12	5-5	3-7	.400
2002	6-14	3-7	3-7	.300
2003	13-7	8-2	5-5	.650
2004	14-5	7-2	7-3	.737
2005	14-8	8-3	6-5	.636
2006	9-7	6-3	3-4	.563
2007	11-10	8-6	3-4	.524
2008	7-11	5-7	2-4	.389
2009	8-13	5-6	3-7	.381
2010	7-5	5-3	2-2	.583
2011	5-10	2-4	3-6	.333
2012	6-3	2-1	4-2	.667
2013	3-7	3-3	0-4	.300
2014	2-4	1-2	1-2	.333
2015	2-4	1-2	1-2	.333
2016	3-6	2-1	1-5	.333
2017	5-1	2-1	3-0	.833
2018	6-4	2-1	4-3	.600
2019	1-5	1-2	0-3	.167
<b>TOTALS</b>	<b>144-158</b>	<b>81-72</b>	<b>63-86</b>	<b>.477</b>

## SERIES SWEEPS

Last by Altoona at Altoona	Last by Altoona at Reading
2-game ..... 8/27-28/04	2-game ..... N/A
3-game ..... 6/1-2/07	3-game ..... 7/24-26/17
4-game ..... 8/25-27/03	4-game ..... N/A
5-game ..... N/A	5-game ..... N/A
Last by Reading at Altoona	Last by Reading at Reading
2-game ..... 5/12-13/03	2-game ..... N/A
3-game ..... 6/27-29/11	3-game ..... 8/2-4/19
4-game ..... N/A	4-game ..... 5/20-23/13
5-game ..... N/A	5-game ..... N/A

## CURVE vs. READING SERIES INFO

All-Time vs. Reading ..... 144-158  
at Altoona ..... 81-72  
at Reading ..... 63-86  
Postseason vs. Reading ..... N/A  
2019 vs. Reading ..... 1-5  
at Altoona ..... 1-2  
at Reading ..... 0-3  
Best Record vs. Reading ..... 5-1 (2017)  
Worst Record vs. Reading ..... 1-5 (2019)  
Largest Margin of Victory ..... 11 (8/10/14, 13-2)  
Largest Margin of Defeat ..... 14 (8/7/16, 14-0)  
Longest Winning Streak ..... 7, April 5-May 2, 2003  
Longest Losing Streak ..... 7, July 6-August 19, 2002



3001 N. Arthur Ashe Boulevard  
Richmond, VA 23230  
Phone: (804) 359-3866  
Fax: (804) 359-1373  
squirrelsbaseball.com  
@gosquirrels



## TEAM INFORMATION/PERSONNEL

First Year .....2010  
Affiliation.....San Francisco Giants (2010)  
League Titles.....N/A  
Last Playoff Appearance.....2014 (Lost in ELCS)  
2019 Record.....55-84 (6th - E.L. Western)  
2019 Attendance .....400,321 (2nd in E.L.)

President/Managing Partner.....Lou DiBella  
Chief Executive Officer.....Todd Parnell  
Vice President & General Manager.....Ben Rothrock  
Media Contact.....Trey Wilson  
Broadcasters.....Trey Wilson, Blaine McCormick

Manager.....Jose Alguacil (2nd season)  
Pitching Coach.....Steve Kline  
Hitting Coach.....Doug Clark  
Fundamentals Coach.....Gary Davenport  
Athletic Trainer.....Garrett Havig  
Strength Coach.....Joe Palazzolo

Curve Hotel in Richmond.....Fairfield Inn & Suites Richmond Short Pump  
.....9937 Mayland Drive  
.....Richmond, VA 23233  
.....PH: (804) 545-4200

## 2021 SERIES (12)

### at Altoona (6)

Aug. 24 (Tues.) ... 6:00 p.m.  
Aug. 25 (Wed.) ... 6:00 p.m.  
Aug. 26 (Thur.) ... 6:00 p.m.  
Aug. 27 (Fri.) ... 6:00 p.m.  
Aug. 28 (Sat.) ... 6:00 p.m.  
Aug. 29 (Sun.) ... 6:00 p.m.

### at Richmond (6)

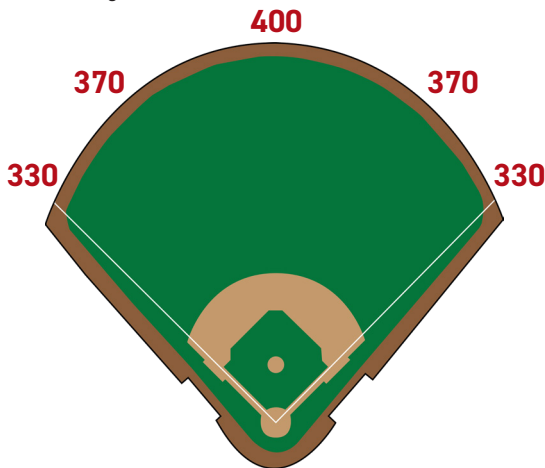
June 1 (Tues.) ... 6:35 p.m.  
June 2 (Wed.) ... 12:05 p.m.  
June 3 (Thur.) ... 6:35 p.m.  
June 4 (Fri.) ... 6:35 p.m.  
June 5 (Sat.) ... 6:05 p.m.  
June 6 (Sun.) ... 1:05 p.m.

## CURVE vs. RICHMOND SERIES INFO

All-Time vs. Richmond.....111-89  
at Altoona.....67-39  
at Richmond.....44-50  
Postseason vs. Richmond.....N/A  
2019 vs. Richmond.....13-8  
at Altoona.....6-4  
at Richmond.....7-4  
Best Record vs. Richmond.....16-6 (2016)  
Worst Record vs. Richmond.....7-9 (2017)  
Largest Margin of Victory.....12 (8/24/13(2), 13-1)  
Largest Margin of Defeat.....11, 2x, last - (5/27/13, 13-2)  
Longest Winning Streak . 13, April 22-August 4, 2016  
Longest Losing Streak . 4, 6x, last - June 26-July 27, 2019

## THE DIAMOND

Ballpark.....The Diamond  
Capacity.....9,560  
Year Opened.....1985  
Fence Height.....10'



## HEAD-TO-HEAD RECORDS

YEAR	OVERALL	HOME	AWAY	PCT.
2010	16-10	8-3	8-7	.615
2011	8-9	6-5	2-4	.471
2012	12-9	10-4	2-5	.571
2013	10-11	6-5	4-6	.476
2014	10-11	9-5	1-6	.476
2015	10-10	5-5	5-5	.500
2016	16-6	9-1	7-5	.727
2017	7-9	3-3	4-6	.438
2018	9-6	5-4	4-2	.600
2019	13-8	6-5	7-3	.619
<b>TOTALS</b>	<b>111-89</b>	<b>67-40</b>	<b>44-49</b>	<b>.555</b>

## SERIES SWEEPS

Last by Altoona at Altoona	Last by Altoona at Richmond
2-game.....5/2-3/17	2-game.....N/A
3-game.....8/2-4/16	3-game... 4/30-5/2/18
4-game.. 7/31-8/3/14	4-game... 5/12-15/16
5-game.....N/A	5-game.....N/A
Last by Richmond at Altoona	Last by Richmond at Richmond
2-game.....N/A	2-game.....N/A
3-game.....N/A	3-game...5/27-29/14
4-game.....5/4-7/15	4-game.....N/A
5-game.....N/A	5-game.....N/A



TD Bank Ballpark  
1 Patriots Park  
Somerset, NJ 08807  
Phone: (908) 252-0700  
MiLB.com/Somerset  
@SomPatriots



## TEAM INFORMATION/PERSONNEL

First Year ..... 1998  
Affiliation ..... New York Yankees (2021)  
League Titles ..... N/A  
Last Playoff Appearance ..... N/A  
2019 Record ..... N/A  
2019 Attendance ..... 344,641 (67 Openings)

Ownership ..... The Kalafer Family  
General Manager/C.O.O. .... Patrick McVerry  
Media Contact ..... Marc Russinoff, Marc Schwartz  
Broadcasters ..... Marc Schwartz, Brandon Pelter

Manager ..... Julio Mosquera (1st season)  
Pitching Coach ..... Daniel Moskos  
Hitting Coach ..... Joe Migliaccio  
Defensive Coach ..... Caonabe Cosme  
Defensive Coach ..... Jose Javier  
Athletic Trainer ..... Jimmy Downam  
Strength Coach ..... Ryan Williams

Curve Hotel in Somerset ..... The Bridgewater Marriott  
..... 700 Commons Way  
..... Bridgewater, NJ 08807  
..... PH: (856) 802-3906

## 2021 SERIES (12)

### at Altoona (6)

### at Trenton (6)


Aug. 17 (Tues.) ... 6:30 p.m.    July 20 (Tues.)... 7:05 p.m.  
Aug. 18 (Wed.)... 6:30 p.m.    July 21 (Wed.) ... 7:05 p.m.  
Aug. 19 (Thur.) ... 6:30 p.m.    July 22 (Thurs.)... 7:05 p.m.  
Aug. 20 (Fri.) ..... 7:00 p.m.    July 23 (Fri.) ..... 7:05 p.m.  
Aug. 21 (Sat.)..... 6:00 p.m.    July 24 (Sat.) ..... 7:05 p.m.  
Aug. 22 (Sun.)..... 6:00 p.m.    July 25 (Sun.)..... 5:05 p.m.

## CURVE vs. SOMERSET SERIES INFO

All-Time vs. Somerset..... 0-0  
at Altoona ..... 0-0  
at Somerset ..... 0-0  
Postseason vs. Somerset ..... 0-0  
2019 vs. Somerset..... 0-0  
at Altoona ..... 0-0  
at Somerset..... 0-0  
Best Record vs. Trenton ..... N/A  
Worst Record vs. Trenton ..... N/A  
Largest Margin of Victory..... N/A  
Largest Margin of Defeat ..... N/A  
Longest Winning Streak ..... N/A  
Longest Losing Streak ..... N/A

## TD Bank Ballpark

Ballpark..... TD Bank Ballpark  
Capacity..... 6,100  
Year Opened ..... 1999  
Fence Height..... 8'



## HEAD-TO-HEAD RECORDS

YEAR	OVERALL	HOME	AWAY	PCT.
2021	0-0	0-0	0-0	.000
<b>TOTALS</b>	<b>0-0</b>	<b>0-0</b>	<b>0-0</b>	<b>.000</b>

## SERIES SWEEPS

Last by Altoona at Altoona		Last by Altoona at Somerset	
2-game.....	N/A	2-game.....	N/A
3-game.....	N/A	3-game.....	N/A
4-game.....	N/A	4-game.....	N/A
5-game.....	N/A	5-game.....	N/A
Last by Somerset at Altoona		Last by Somerset at Somerset	
2-game.....	N/A	2-game.....	N/A
3-game.....	N/A	3-game.....	N/A
4-game.....	N/A	4-game.....	N/A
5-game.....	N/A	5-game.....	N/A





# PIRATES ORGANIZATION



In 2019, **Mason Martin** smashed 35 homers and drove in 129 RBIs in 131 games combined at Single-A Greensboro and A-Adv. Bradenton, both the highest totals by a Pirates minor leaguer since Brad Eldred in 2004. He was also honored as Pirates MiLB Player of the Year.  
(Photo: Keith Inness)



**PITTSBURGH PIRATES BASEBALL CLUB**  
 PNC PARK AT NORTH SHORE  
 115 FEDERAL STREET  
 PITTSBURGH, PA 15212  
 (412) 323-5000  
 www.pirates.com

## EXECUTIVE

Chairman of the Board.....	Bob Nutting
President .....	Travis Williams
Executive Vice President, Baseball Operations & General Manager .....	Ben Cherington
Executive Vice President & Chief Financial Officer.....	Jim Plake
Executive Vice President Marketing & Fan Engagement.....	Stephen Perkins
Executive Vice President Partnerships & Hospitality .....	David Burke
Executive Vice President & PNC Park General Manager.....	Dennis DaPra
Senior Executive Assistant, Team President .....	Molly Trunzo

## BASEBALL OPERATIONS

Sr. VP, Baseball Development .....	Bryan Stroh
Assistant General Manager .....	Kevan Graves
Assistant General Manager .....	Steve Sanders
Special Assistant, Player Personnel.....	Oz Ocampo
Special Assistant to the General Manager .....	Mike Gonzalez
Senior Director, Baseball Informatics .....	Dan Fox
Senior Director, Amateur Scouting .....	Joe DelliCarri
Senior Director, Player Personnel .....	Steve Williams
Director, Baseball Operations & Pro Scouting .....	Will Lawton
Director, International Scouting .....	Junior Vizcaino
Assistant Director, Amateur Scouting .....	Mike Mangan
Special Assistant, Baseball Operations & Defensive Coordinator.....	Jamey Carroll
Special Assistant, Baseball Operations & Offensive Coordinator .....	Kevin Young
Special Assistant, Baseball Operations.....	Scott Elarton

## PLAYER DEVELOPMENT

Director, Coaching & Player Development .....	John Baker
Assistant Director, Player Development & Informatics .....	Andrew Gibson
Assistant Director, Coaching & Player Development, Strategic Initiatives .....	Brian Selman
Senior Field Coordinator/Catching Coordinator.....	Brad Fischer
Coordinator of Coaching & Player Development, Strategic Initiatives .....	Bobby Scales
Assistant Field Coordinator, Skill Acquisition & Practice Design.....	Shawn Bowman
Coordinator, Pitching Development .....	Josh Hopper
Latin American Field Coordinator .....	Mendy Lopez
Latin American Pitching Coordinator .....	Amaury Telemaco
Director, Mental Performance .....	Bernie Holliday
Director, International Development .....	Hector Morales
Coordinator, Mental Performance .....	Tyson Holt, Andy Bass
Director of Sports Nutrition & Fueling .....	Allison Maurer



Owner Bob Lozinak dons the Pittsburgh Pirates cap at a press conference announcing the Curve's affiliation with the Bucs back in 1998



## INDIANAPOLIS INDIANS • TRIPLE-A EAST LEAGUE

Ballpark..... Victory Field  
Address..... 501 West Maryland St.  
Indianapolis, IN 46225  
Telephone ..... (317) 269.3542  
Website ..... www.indyindians.com  
Twitter ..... @indyindians  
General Manager ..... Randy Lewandowski

Manager ..... Brian Esposito  
Pitching Coach ..... Joel Hanrahan  
Hitting Coach ..... Jon Nunnally  
Coach ..... Argenis Diaz  
Trainer ..... Justin Ahrens  
Strength Coach ..... Alan Burr  
Public Relations ..... Cheyne Reiter



## GREENSBORO GRASSHOPPERS • HIGH-A EAST LEAGUE

Ballpark..... First National Bank Field  
Address..... 408 Bellemeade Street  
Greensboro, NC 27401  
Telephone ..... (336) 268.2255  
Website ..... www.gsohoppers.com  
Twitter ..... @GSOHoppers  
General Manager ..... Donald Moore

Manager ..... Kieran Mattison  
Pitching Coach ..... Matt Ford  
Hitting Coach ..... Ruben Gotay  
Development Coach ..... Blake Butler  
Trainer ..... Victor Silva  
Strength Coach ..... TBD  
Public Relations ..... Katie Dannemiller



## BRADENTON MARAUDERS • LOW-A SOUTHEAST LEAGUE

Ballpark..... LECOM Park  
Address..... 1611 9th Street West  
Bradenton, FL 34205  
Telephone ..... (941) 747.3031  
Website ..... www.bradentonmarauders.com  
Twitter ..... @The\_Marauders  
General Manager ..... Craig Warzecha

Manager ..... Jonathan Johnston  
Pitching Coach ..... Fernando Nieve  
Hitting Coach ..... Jonny Tucker  
Bench Coach ..... Jim Horner  
Trainer ..... Matt McNamee  
Strength Coach ..... Nick Pressley  
Public Relations ..... Spenser Smith



## GCL PIRATES • ROOKIE GULF COAST LEAGUE

Ballpark..... LECOM Park/Pirate City  
Address..... 1701 27th Street East  
Bradenton, FL 24201  
Telephone ..... (941) 747.3031  
Website ..... www.pirates.com

Manager ..... Stephen Morales  
Pitching Coach ..... Yorman Bazardo  
Hitting Coach ..... TBD  
Coaches ..... TBD  
Trainer ..... Lee Slagle  
Strength Coach ..... TBD



## DSL PIRATES • ROOKIE FOREIGN DOMINICAN SUMMER LEAGUE

Ballpark..... Pirates DSL Academy  
Address..... Carretera Mella KM 31  
La Gina, De Hato Viejo  
De Guerra, Santo Domingo, D.R.  
Telephone ..... (849) 622.8050

### DSL Pirates 1

Manager ..... Jose Mosquera  
Pitching Coach ..... David Perez  
Hitting Coach ..... TBD  
Coach ..... Gavi Nivar/Renny Duarte

Trainer ..... TBD  
Strength Coach ..... TBD

### DSL Pirates 2

Manager ..... Jose Mendez  
Pitching Coach ..... TBD  
Hitting Coach ..... TBD  
Coach ..... Sammy Gonzalez  
Strength Coach ..... TBD

# PIRATES PROSPECT RANKINGS

## TOP 30 PIRATES PROSPECTS

MLBPipeline.com

1	Ke'Bryan Hayes, 3B
2	Nick Gonzalez, 2B
3	Quinn Priester, RHP
4	Oneil Cruz, SS
5	Liover Peguero, SS
6	Hudson Head, OF
7	Tahnaj Thomas, RHP
8	Brennan Malone, RHP
9	Travis Swaggerty, OF
10	Cody Bolton, RHP
11	Carmen Mlodzinski, RHP
12	Miguel Yajure, RHP
13	Eddy Yean, RHP
14	Ji-Hwan Bae, 2B/SS
15	Mason Martin, 1B
16	Jared Oliva, OF
17	Jared Jones, RHP
18	Cal Mitchell, OF
19	Sammy Siani, OF
20	Roansy Contreras, RHP
21	Nick Garcia, RHP
22	Braxton Ashcraft, RHP
23	Wil Crowe, RHP
24	Omar Cruz, LHP
25	Jose Soriano, RHP
26	Canaan Smith-Njigba, OF
27	Endy Rodriguez, C/OF
28	Max Kranik, RHP
29	Michael Burrows, RHP
30	Alexander Mojica, OF

Baseball America

1	Ke'Bryan Hayes, 3B
2	Oneil Cruz, SS
3	Nick Gonzalez, SS/2B
4	Quinn Priester, RHP
5	Liover Peguero, SS
6	Cody Bolton, RHP
7	Tahnaj Thomas, RHP
8	Brennan Malone, RHP
9	Ji-Hwan Bae, SS
10	Carmen Mlodzinski, RHP
11	Travis Swaggerty, OF
12	Jared Jones, RHP
13	JT Brubaker, RHP
14	Nick Garcia, RHP
15	Jose Soriano, RHP
16	Mason Martin, 1B
17	Braxton Ashcraft, RHP
18	Michael Burrows, RHP
19	Cal Mitchell, OF
20	Jared Oliva, OF
21	Blake Cederlind, RHP
22	Rodolfo Castro, 2B
23	Max Kranik, RHP
24	Alexander Mojica, 3B
25	Sammy Siani, OF
26	Po-Yu Chen, RHP
27	Nick Mears, RHP
28	Travis MacGregor, RHP
29	Santiago Flores, RHP
30	Rodolfo Nolasco, OF

## AMONG BASEBALL'S TOP PROSPECTS

MLBPipeline.com Top 100

9	Ke'Bryan Hayes, 3B
---	--------------------

MLBPipeline.com Top 10 by Position

10, 1B	Mason Martin
2, 2B	Nick Gonzalez
10, 2B	Ji-Hwan Bae
9, SS	Oneil Cruz
2, 3B	Ke'Bryan Hayes

Baseball America Top 100

15	Ke'Bryan Hayes, 3B
50	Oneil Cruz, SS
51	Nick Gonzalez, 2B
58	Quinn Priester, RHP

Baseball America Top 10 by Position

1, 3B	Ke'Bryan Hayes
3, 2B	Nick Gonzalez
9, SS	Oneil Cruz
10, 1B	Mason Martin
10, SS	Oneil Cruz

## BASEBALL AMERICA'S PIRATES' BEST TOOLS

Best Hitter for Average	Nick Gonzalez
Best Power Hitter	Oneil Cruz
Best Strike-Zone Discipline	Ke'Bryan Hayes
Fastest Baserunner	Jasiah Dixon
Best Athlete	Oneil Cruz
Best Fastball	Blake Cederlind
Best Curveball	Quinn Priester
Best Slider	Cody Bolton

Best Changeup	James Marvel
Best Control	Aaron Shortridge
Best Defensive Catcher	Christian Kelly
Best Defensive Infielder	Ke'Bryan Hayes
Best Infield Arm	Oneil Cruz
Best Defensive Outfielder	Jared Oliva
Best Outfield Arm	Travis Swaggerty

## NO. 1 PIRATES PROSPECTS TO PLAY FOR THE CURVE

A complete list of Pirates prospects with the No. 1 ranking by *Baseball America* that have played for the Curve. Year(s) reflect the season or seasons of their top ranking only. (\*Tyler Glasnow made two starts on MLB Rehab in 2016)

PLAYER	YEAR(S)	GAMES PLAYED	PLAYER	YEAR(S)	GAMES PLAYED
J.R. House, C	2001-02	142	Gerrit Cole, RHP	2012	12
John Van Benschoten, RHP	2003	17	Tyler Glasnow, RHP	2015-16*	14
Neil Walker, 2B	2006	10	Mitch Keller, RHP	2018	14
Andrew McCutchen, OF	2007	118	Ke'Bryan Hayes, 3B	2021	117
Pedro Alvarez, 3B	2009	60			



## PIRATES MILB PLAYERS OF THE YEAR

Since 2000, the Pirates have been honoring a minor league player and pitcher with a yearly award. They are recognized for their achievement during a September pregame ceremony at PNC Park in Pittsburgh and a plaque hangs on the wall in the Woody Huyke clubhouse in Bradenton showing each winner.

### PITCHER OF THE YEAR

YEAR	PITCHER OF THE YEAR
2000	Wilson Guzman
2001	Sean Burnett
2002	Sean Burnett
2003	Ian Snell
2004	Zach Duke
2005	Paul Maholm
2006	Tom Gorzelanny
2007	John Van Benschoten
2008	Jeff Sues
2009	Rudy Owens
2010	Rudy Owens
2011	Kyle McPherson
2012	Jeff Locke
2013	Tyler Glasnow
2014	Tyler Glasnow
2015	Yeady Garcia
2016	Mitch Keller
2017	Steven Brault
2018	J.T. Brubaker
2019	James Marvel

### PLAYER OF THE YEAR

YEAR	PLAYER OF THE YEAR
2000	J.R. House
2001	Humberto Cota
2002	Walter Young
2003	Chris Shelton
2004	Brad Eldred
2005	Jose Bautista
2006	Andrew McCutchen
2007	Steve Pearce
2008	Jim Negrych
2009	Pedro Alvarez
2010	Alex Presley
2011	Robbie Grossman
2012	Gregory Polanco
2013	Andrew Lambo
2014	Josh Bell
2015	Max Moroff
2016	Josh Bell
2017	Jordan Luplow
2018	Ke'Bryan Hayes
2019	Mason Martin

bold - played in Altoona that season

### BATTING AVERAGE (Min. 300 PA)

Ji-Hwan Bae	GB0	.323
Jake Elmore	IND	.322
<b>Robbie Glendinning</b>	<b>ALT/BRD</b>	<b>.298</b>
Trayvon Robinson	IND	.297
Two tied		.280



### ERA (Min. 75 IP)

<b>Beau Sulser</b>	<b>ALT</b>	<b>2.72</b>
<b>James Marvel</b>	<b>ALT/IND</b>	<b>2.94</b>
Colin Selby	GB0	2.97
<b>Pedro Vasquez</b>	<b>ALT/IND</b>	<b>3.06</b>
Aaron Shortridge	BRD	3.25

### HOME RUNS

Mason Martin	GB0/BRD	35
Will Craig	IND	23
Dylan Busby	BRD	22
Rodolfo Castro	GB0/BRD	19
Jonah Davis	WV/GB0	19
<b>Hunter Owen</b>	<b>ALT/IND</b>	<b>19</b>



### WINS

<b>James Marvel</b>	<b>ALT/IND</b>	<b>16</b>
Osvaldo Bido	GB0/BRD	12
Brad Case	GB0/BRD	12
<b>Nicholas Economos</b>	<b>GB0/BRD/ALT</b>	<b>10</b>
Jose Amaya	DSL2	10

### RBI

Mason Martin	GB0/BRD	129
Fabricio Macias	GB0	79
Will Craig	IND	78
Rodolfo Castro	GB0/BRD	73
<b>Logan Hill</b>	<b>ALT/IND</b>	<b>72</b>




### SAVES

<b>Eckelman, Matt</b>	<b>ALT/IND</b>	<b>23</b>
Yerry De Los Santos	GB0	13
Montana DuRapau	IND	10
Dovydas Neverauskas	IND	9
Two Tied		8

### STOLEN BASES

<b>Jared Oliva</b>	<b>ALT</b>	<b>36</b>
Randy Romero	DSL2	36
Lolo Sanchez	GB0/BRD	33
Ji-Hwan Bae	GB0	31
Sergio Campana	DSL1	24



### STRIKEOUTS

<b>James Marvel</b>	<b>ALT/IND</b>	<b>136</b>
<b>Nicholas Economos</b>	<b>GB0/BRD/ALT</b>	<b>130</b>
<b>Domingo Robles</b>	<b>BRD/ALT</b>	<b>124</b>
Mitch Keller	IND	123
<b>Cam Vieaux</b>	<b>ALT/IND</b>	<b>120</b>
Alex Manasa	GB0	120

## FUTURES GAME PARTICIPANTS

The Curve have sent 19 players to the MLB All-Star Futures Game in game's 21-year history. A complete list is below.

1999 (Boston)	Yamid Haad, C	2009 (St. Louis)	Pedro Alvarez, 3B
2000 (Atlanta)	None	2010 (Los Angeles, AL)	Gorkys Hernandez, OF
2001 (Seattle)	J.R. House, C		Bryan Morris, RHP
2002 (Milwaukee)	Tony Alvarez, OF	2011 (Arizona)	Starling Marte, OF
2003 (Chicago, AL)	Jose Castillo, 2B	2012 (Kansas City)	Gerrit Cole, RHP
	John Van Benschoten, RHP	2013 (New York, NL)	Gregory Polanco, OF
2004 (Houston)	Bryan Bullington, RHP	2014 (Minnesota)	None
	Jorge Cortes, OF	2015 (Cincinnati)	Josh Bell, 1B
2005 (Detroit)	Jose Bautista, 3B	2016 (San Diego)	Dovydas Neverauskas, RHP
	Paul Maholm, LHP	2017 (Miami)	None
2006 (Pittsburgh)	None	2018 (DC)	Ke'Bryan Hayes, 3B
2007 (San Francisco)	Steven Pearce, 1B	2019 (Cleveland)	None
2008 (New York, NL)	None		




Listed below are all of the Pittsburgh Pirates draft picks from the 2020 amateur draft. **Bold** indicates a signed player. This year's MLB Draft will take place July 11-13 and the Pirates will have the first pick in the first round.



Nick Gonzalez



Carmen Mlodzinski



Jared Jones



Nick Garcia



Jack Hartman

Round	Pick	Player	School	Pos.	B/T	DOB
1	7	<b>Nick Gonzalez</b>	New Mexico State (NM)	SS	R/R	5/27/99
CBA	31	<b>Carmen Mlodzinski</b>	South Carolina (SC)	RHP	R/R	2/19/99
2	44	Jared Jones	La Mirada HS (CA)	RHP	L/R	8/6/01
3	79	Nick Garcia	Chapman University (CA)	RHP	L/R	4/40/99
4	108	Jack Hartman	Appalachian State (NC)	RHP	R/R	7/13/98
5	138	Logan Hofmann	Northwestern State (LA)	RHP	L/R	11/18/99



The Pittsburgh Pirates invited the Indianapolis Indians (Triple-A East), the Curve (Double-A Northeast), the Greensboro Grasshoppers (High-A East) and the Bradenton Maudauders (Low-A South) to serve as their four affiliates under 10-Year Player Development Licenses created by Major League Baseball beginning with the 2021 season.



# *GENERAL INFORMATION*



## YEARLY ATTENDANCE TOTALS

YEAR	OPENINGS	TOTAL ATTENDANCE	AVG. ATTENDANCE
1999	69	323,932	4,695
2000	66	333,968	5,060
2001	68	348,316	5,122
2002	69	363,871	5,273
2003	65	365,376	5,621
2004	66	394,062	5,970
2005	71	390,239	5,496
2006	66	365,407	5,536
2007	67	356,339	5,318
2008	67	346,973	5,179
2009	64	275,945	4,311
2010	69	286,321	4,150
2011	68	285,906	4,205
2012	63	270,613	4,295
2013	68	286,227	4,209
2014	67	275,823	4,416
2015	70	302,761	4,325
2016	66	272,640	4,131
2017	67	294,486	4,395
2018	65	297,118	4,571
2019	67	308,464	4,604
2020	0	-No Season Due to COVID-19-	0
<b>TOTALS</b>	<b>1,408</b>	<b>6,744,787</b>	<b>4,790</b>

**NOTE:** Figures do not include the 7,346 fans the Curve drew for their May 15, 2000 exhibition vs. Pittsburgh, the 9,308 who attended the 2006 E.L. All-Star Game, the franchise-record 10,116 who attended the Pirates-Curve Exhibition on March 30, 2013, the 6,055 who attended the 2014 E.L. All-Star Game or the 86,298 fans who attended the Curve's 22 E.L. playoff games at Peoples Natural Gas Field from 2003-06, 2010, and 2015-18.

## 2019 E.L. ATTENDANCE (by average)

TEAM	BALLPARK	CAPACITY	TOTAL	OPENINGS	AVERAGE
Richmond Flying Squirrels	The Diamond	9,560	400,321	64	6,255
Hartford Yard Goats	Dunkin Donuts Park	6,056	414,946	67	6,193
Reading Fightin Phils	FirstEnergy Stadium	9,000	398,314	67	5,945
Portland Sea Dogs	Hadlock Field	7,368	357,647	63	5,677
Trenton Thunder	ARM & HAMMER Park	6,130	340,705	65	5,242
Akron RubberDucks	Canal Park	7,630	340,187	67	5,077
New Hampshire Fisher Cats	Northeast Delta Dental Stadium	6,500	306,511	65	4,716
Altoona Curve	Peoples Natural Gas Field	7,210	308,464	67	4,604
Harrisburg Senators	FNB Field	6,187	258,909	67	3,864
Erie SeaWolves	UPMC Park	6,000	215,444	65	3,315
Bowie Baysox	Prince George's Stadium	10,000	224,686	69	3,256
Binghamton Rumble Ponies	NYSEG Stadium	6,012	182,990	61	3,000

## CURVE ALL-TIME MONTHLY ATTENDANCE

MONTH	TOTAL	OPENINGS	AVERAGE
April	794,714	223	3,563
May	1,296,468	293	4,425
June	1,293,048	265	4,879
July	1,495,133	291	5,138
Aug/Sept	1,865,424	340	5,487
<b>TOTAL</b>	<b>6,744,787</b>	<b>1,408</b>	<b>4,790</b>

## CURVE ALL-TIME DAILY ATTENDANCE

DAY	TOTAL	OPENINGS	AVERAGE
Monday	635,980	167	3,808
Tuesday	802,069	196	4,092
Wednesday	845,260	196	4,313
Thursday	877,413	192	4,570
Friday	1,115,678	217	5,141
Saturday	1,319,682	224	5,891
Sunday	1,148,705	216	5,318
<b>TOTAL</b>	<b>6,744,787</b>	<b>1,408</b>	<b>4,790</b>



## TOP 10 REGULAR SEASON CROWDS AT PEOPLES NATURAL GAS FIELD

RANK	TOTAL	DATE/OPPONENT	RESULT
1	9,255	8/10/03 vs. Harrisburg (DH)	L, 4-2 / W, 4-3
2	9,163	7/4/04 vs. Harrisburg	W, 2-0 (7)
3	9,137	7/4/03 vs. Erie	W, 11-5
4	9,017	8/18/06 vs. Harrisburg	W, 13-1
5	8,979	8/22/04 vs. Bowie	W, 12-0
6	8,845	7/4/14 vs. Harrisburg	W, 7-4
7	8,836	8/5/06 vs. New Britain	L, 3-2
8	8,814	7/1/06 vs. Akron	L, 7-0
9	8,806	7/4/19 vs. Erie	W, 6-5 (10)
10	8,796	7/4/17 vs. Binghamton	W, 6-0

## TOP SERIES ATTENDANCE

### TOP 3-DATE SERIES

Total	Dates	Opponent
24,513	August 18-20, 2006	Harrisburg
24,268	August 17-19, 2007	Erie
23,411	August 6-8, 2004	Harrisburg
23,009	August 4-6, 2006	New Britain

### TOP 4-DATE SERIES

Total	Dates	Opponent
30,914	August 19-22, 2004	Bowie
29,748	July 15-18, 2004	Reading
29,309	June 30-July 3, 2006	Akron
28,754	July 11-14, 2006	Akron

### TOP 6-DATE HOMESTANDS

Total	Dates	Opponent
41,390	August 18-23, 2006	HBG/BOW
39,380	August 5-10, 2005	AKR/BOW
39,032	June 28-July 3, 2006	BOW/AKR
38,795	August 19-24, 2008	POR/NHM
38,259	May 25-30, 2004	REA/NBR

### TOP 7-DATE HOMESTANDS

Total	Dates	Opponent
44,488	July 15-21, 2004	REA/ERIE
42,713	Aug. 25-Sept. 1, 2003	REA/ERIE
41,083	July 22-28, 2005	HBG/BIN
41,030	June 20-26, 2005	BOW/NBR
40,676	June 16-22, 2003	TRN/HBG

## PEOPLES NATURAL GAS FIELD SEATING BREAKDOWN

Toyota Diamond Club (100 Level)	1,634
Terrace Level (200 Level)	1,204
Grandstand Level (300 Level)	2,646
UPMC Health Plan OF Reserved (500 Level)	744
Stuckey Automotive Third-Base Picnic Pavilion	250
"Rail Kings" (on Party Deck)	40
Skybox Seating	292
Weis First Base Bleachers	400
Total Seating Capacity	7,210

**NOTE:** From 1999-02 total seating capacity at Peoples Natural Gas Field was listed at 6,176. Prior to the 2003 season an additional 1,034 seats were created with the construction of the new left-field reserved bleacher section, the third-base picnic pavilion and the left-field Party Deck.

## MLB ALL-STAR ALUMNI

Every MLB All-Star to play for the Curve is listed below  
(\* = MLB experience before playing for Altoona)

PLAYER	#	ALL-STAR SEASONS
Pedro Alvarez	1	2013 (PIT)
Bronson Arroyo	1	2006 (CIN)
Jose Bautista	6	2010-15 (TOR)
Josh Bell	1	2019 (PIT)
Matt Capps	1	2010 (WAS)
Sean Casey*	3	1999, '01, '04 (CIN)
Gerrit Cole	3	2015 (PIT), 2018-19 (HOU)
Jose Contreras*	1	2006 (CWS)
Zach Duke	1	2009 (PIT)
Josh Harrison	2	2014, '17 (PIT)
Brock Holt	1	2015 (BOS)
Francisco Liriano*	1	2006 (MIN)

PLAYER	#	ALL-STAR SEASONS
Jeff Locke	1	2013 (PIT)
Starling Marte	1	2016 (PIT)
Nate McLouth	1	2008 (PIT)
Andrew McCutchen	5	2011-15 (PIT)
Austin Meadows	1	2019 (TB)
Evan Meek*	1	2010 (PIT)
Charlie Morton*	2	2018 (HOU), 2019 (TB)
Terry Mulholland*	1	1993 (PHI)
Jason Schmidt*	3	2003-04, '06 (SF)
Ryan Vogelsong*	1	2011 (SF)
Tony Watson	1	2014 (PIT)
Jack Wilson	1	2004 (PIT)



**“A minor league ballpark is one thing. An amusement park is another. But tucked in the Allegheny Mountains is a place where there’s really no difference.”**  
**-- USA Today, August 8, 2002**

Opened on April 15, 1999, **Peoples Natural Gas Field** is widely considered by fans, players, baseball executives and media as one of the finest minor league baseball facilities in America. Located just off Interstate 99 in Altoona, the ballpark features a beautiful brick exterior and the design is modeled after a railroad roundhouse to tie in the industry which helped found the city of Altoona and is still very much present to this day. The inside of Peoples Natural Gas Field features more than 7,200 fixed seats between two levels. The double-deck layout of the seating section allows for expansive lower and upper concourses, giving fans plenty of space to walk around the ballpark without having to fight through a stationary crowd of people. The “Skyliner” roller coaster from neighboring Lakemont Park and the scenic Allegheny Mountains add to the overall beauty of Peoples Natural Gas Field.

## FACTS AND FIGURES

Groundbreaking .....	March 7, 1998
Opened .....	April 15, 1999
Architects.....	L.D. Astorino Companies, Pittsburgh, PA
Construction .....	Ralph J. Albarano and Sons, Duncansville, PA
Cubic Feet of Concrete .....	270,000
Number of Bricks.....	69,000
Width of Lower Concourse Area.....	80 feet
Home Clubhouse (Sq. Feet).....	2,200
Visiting Clubhouse (Sq. Feet) .....	1,400
Indoor Batting Cage (Sq. Feet) .....	5,000
Dugouts.....	9' x 60'
Skybox Level Height (from field level) .....	70 feet
Highest Point of Ballpark (from field level) .....	80 feet
Height of Light Poles (from field level).....	125 feet
Seating Capacity .....	7,210
Luxury Skyboxes.....	21
Party Deck .....	Left field
Stuckey Automotive Picnic Pavilion.....	Third base
Weis First Base Bleachers .....	Right-field Line
UPMC Health Plan Home Run Junction (OF Reserved Bleachers) .....	Left field

# PNG FIELD SEATING CHART

*Curve*



## Ticket Prices

### Rail Kings (On Party Deck)

Individual: \$17

### Toyota Diamond Club (100 Level)

Individual: \$15

### Terrace (200 Level)

Individual: \$13

### Grandstand (300 Level)

Individual: \$11

### Weis First Base Bleachers

Individual: \$11

### UPMC Health Plan Home Run Junction (OF Bleachers)

Individual: \$10

Seniors (65 & over) and children (12 & under) receive a \$1.00 discount on Terrace & Grandstand Level seating. When all ballpark seats are sold out, GA/Standing Room tickets become available for all non-numbered sections.

## BALLPARK DIMENSIONS

LF .....	325'
LCF .....	385'
CF .....	405'
RCF .....	375'
RF, Deep Corner .....	375'
RF .....	325'

## Height of Outfield Wall

Fence Height (LF Corner) .....	16'
LF Fence Height (in front of OF Bleachers) ...	5'
OF Fence Height .....	8'
CF Fence Height .....	16'

## PNG FIELD GROUND RULES

Backstop Area:	Everything behind the plate is live. The cables holding the net behind home plate are dead.
Dugout Areas:	A player may lean over the dugout railing to make a catch but may not step down onto the dugout step. Anything in the photo wells at the end of the dugouts is dead. The runners will advance at the umpire's discretion.
Outfield Area:	Anything over the yellow line on the outfield fence or the batter's eye is a home run. The tarp may be leaned on but a player may not elevate himself onto the tarp. Everything in the bullpen is live unless the ball gets lodged. In this case, the player should raise his hands.
Left Field:	Any ball that hits the top of the fence and bounces over is a home run. Any ball that hits the tall wall below the yellow line and bounces into the bleachers results in a ground-rule double.

## PNG FIELD WORKOUT SCHEDULES

(SUBJECT TO CHANGE)

### 7 P.M. GAMES

Curve BP .....	4:15-5:15 p.m.
Visitors' BP .....	5:15-6:15 p.m.
Grounds Crew .....	6:15-7:00 p.m.

### 6:30 P.M. GAMES

Curve BP .....	3:45-4:45 p.m.
Visitors' BP .....	4:45-5:45 p.m.
Grounds Crew .....	5:45-6:30 p.m.

### 6 P.M. GAMES

Curve BP .....	3:15-4:15 p.m.
Visitors' BP .....	4:15-5:15 p.m.
Grounds Crew .....	5:15-6:00 p.m.

### 4 P.M. GAMES

Curve BP .....	1:15-2:15 p.m.
Visitors' BP .....	2:15-3:15 p.m.
Grounds Crew .....	3:15-4:00 p.m.

### 2 P.M. GAMES

Curve BP ...	11:15 a.m.-12:15 p.m.
Visitors' BP .....	12:15-1:15 p.m.
Grounds Crew .....	1:15-2:00 p.m.



**From PITTSBURGH and Points West:** Take I-76/I-376 East to U.S. 22 East. Drive on 22 East for approximately 80 miles. Merge onto I-99/US-220 North approximately six miles from Altoona. Stay on I-99 North and take the Frankstown Road exit (Exit #32). Go straight at the light at the top of the ramp (crossing over Frankstown Road). The ballpark is on the right.

**From STATE COLLEGE and Points North:** Take U.S. 322 West to I-99/U.S. 220 South. Take Frankstown Road exit (Exit #32). At the top of the ramp, turn right at the light onto Frankstown Road. Take a right at the next light onto Park Avenue. Ballpark is on the right.

**From BEDFORD, PA./CUMBERLAND, Md. and Points South:** Take I-99/U.S. 220 North toward Altoona. Take the Frankstown Road exit (Exit #32). Go straight at the light at the top of the ramp (crossing over Frankstown Road). The ballpark is on the right.

**From HARRISBURG/PHILADELPHIA and Points East:** Take Pennsylvania Turnpike West to Bedford exit. Following the toll booths, take a left at the light. Follow signs and get on I-99/U.S. 220 North. Take Frankstown Road exit (Exit #32). Go straight at the light at the top of the ramp (crossing over Frankstown Road). The ballpark is on the right.

**From I-80 Traveling East:** Take the Philipsburg/Woodland Exit to U.S. 322 East. After about 25 miles, take U.S. 220 South. 220 South merges with I-99 South. Drive on I-99 South for approximately 20 miles. Take the Frankstown Road exit (Exit #32). Turn right at the exit, the ballpark will be to your right.

**From I-80 Traveling West:** Take the Altoona/Milesburg exit and bear onto U.S. 220 South. After approximately 30 miles merge onto I-99 South. Drive on I-99 South for approximately 20 miles. Take the Frankstown Road exit (Exit #32). Turn right at the exit, the ballpark will be to your right.

## VISITING TEAM HOTEL | GYM INFORMATION



### OFFICIAL VISITING HOTEL IN ALTOONA

**Microtel Inn & Suites**  
1601 Valley View Boulevard  
Altoona, PA 16602  
Phone: (814) 946-1400



### UMPIRES HOTEL IN ALTOONA

**Quality Inn & Suites**  
3306 Pleasant Valley Boulevard  
Altoona, PA 16602  
Phone: (814) 944-9661



### VISITING CLUB WORKOUT FACILITIES

**The Summit Tennis & Athletic Club**  
2900 Plank Road, Suite 1  
Altoona, PA 16601  
PH: (814) 946-1668

**Gorilla House Gym**  
3200 Fairway Drive  
Altoona, PA 16602  
PH: (814) 944-9412



## IMPORTANT NUMBERS

### Peoples Natural Gas Field

**Main Phone:** (814) 943-5400

**Toll-free:** 1-877-99-CURVE

**Main Fax:** (814) 943-9050

**Press Fax:** (814) 283-3181

**Press Phone:** (814) 283-3180

### Who to Contact

Jon Mozes

Director of Communications & Broadcasting

**PH:** (814) 283-3180

**Cell:** (215) 206-6260

**Email:** JMozes@altoonacurve.com

Preston Shoemaker

Communications & Broadcasting Assistant

**PH:** (814) 283-3180

**Cell:** (814) 515-7002

**Email:** PShoemaker@altoonacurve.com

### Best Time to Contact in Person

**NIGHT GAME:** Before 1:00 p.m.

**DAY GAME:** Before 10:00 a.m.

**MORNING GAME:** Day before

**SEASON CREDENTIALS:** Season credentials for the 2021 season will only be issued to legitimate news gathering organizations and individuals that cover the Curve **on a daily basis**. The Curve will contact media outlets on an individual basis regarding season-long credentials. Other media organizations that would like to request a season credential can do so by sending that request on company letterhead as an email attachment to JMozes@altoonacurve.com or via phone (814-283-3180).

**DAILY CREDENTIALS:** Daily credentials will be issued to those individuals or organizations who do not qualify for season credentials, including freelance writers and weekly and monthly publications. Daily credentials will also be issued to radio and TV stations when the need arises for extra pre/postgame personnel and to newspaper reporters providing extra coverage. **The Curve Media Relations Department should be notified at least 24 hours in advance of the game in which daily credentials are being requested.** Requests should be emailed or communicated by phone. Once approved, the credentials can be picked up at the Media/Handicap Gate.

**CREDENTIAL PICKUPS:** Season Credentials can be picked up on Opening Day, Tuesday May 4. Media can make other arrangements with the Curve Media Relations Department to pick up credentials after that date. Daily credentials will only be available for pickup on the day they are issued at the Media/Handicap Gate.

**MEDIA ENTRANCE TO PEOPLES NATURAL GAS FIELD:** All credentialed media should enter the ballpark through the Media/Handicap gate located at the top of the stairs halfway between the Front Office and the Upper Ticket Plaza on the third base side of the ballpark. No credentialed media are permitted to enter the ballpark through either the Curve front office or one of the ticket gates.

**OTHER ACCEPTABLE CREDENTIALS:** The Curve will also honor credentials from the Pittsburgh Pirates, National and American Leagues, the Baseball Writers Association of America and Minor League Baseball.

**PRESS BOX SPACE:** In accordance with MLB protocols and Pennsylvania guidelines, all individuals ages two and older are required to wear a face mask at all times while at PNG Field. Press Box seating will be limited to allow for proper distancing between media members covering Curve games. **The Curve Media Relations Department should be notified at least 24 hours in advance of the game by media members planning to cover a game from the press box.**

**PHOTO WELLS:** Photo wells are located at the end of both dugouts and their use by media members is restricted unless and until MLB deems it safe to proceed otherwise. Media will be permitted to photograph and take video from the seating bowl while taking care not to obstruct the view of fans in attendance.

**PARKING:** Media members holding season credentials are permitted to park their vehicles in the VIP parking lot by presenting their credentials to the attendant. Please be aware that parking is available on a first-come, first-serve basis. Those holding daily credentials that need to be picked up at the Media/Handicap gate will have their name placed on a VIP parking list, as long as they give at least 24 hours notice.

**INTERVIEW POLICY:** To begin the season all interviews will take place through telephones and the Microsoft Teams video service. Microsoft Teams functions in the same way that Zoom does, a link to any availability will be furnished to media members via email and at [www.mlb.com/altoona/team/media](http://www.mlb.com/altoona/team/media) and a recording of all meetings will be made available upon request over Dropbox. The Curve Media Relations department will coordinate times and make coaches and players available as requested by media members. Media is asked to submit their player requests as far in advance as possible as the Curve Media Relations staff is also not permitted to interact with any covered individual. **No one will be permitted to interview starting pitchers on the day of their start.**

**CLUBHOUSE POLICIES AND FIELD ACCESS:** In accordance with regulations designated by Major League Baseball and the Pittsburgh Pirates, both clubhouses, tunnels to and from the dugouts, the dugouts themselves, photo wells and the field itself are considered Restricted Areas to all media personnel. Media members will not be permitted access to these areas or to be in close physical contact to any Covered Individual (player, manager or coach).

**LIVE VIDEO:** Live video must be shot from a minimum of 12 feet away from the bullpen at PNG Field. Live video cannot exceed more than five minutes at a time during batting practice and must be taken from the seating bowl. Live video is not permitted inside the Curve clubhouse at any time. Live social media interviews will not be permitted at any time.



**US FOODS CURVE RADIO NETWORK**  
**TALKRADIO 98.5**  
**WRTA**

Continuing a successful partnership, the Curve will be heard all season long on the Flagship home of the US. Foods Curve Radio Network Talk Radio 98.5 FM and 1240 AM WRTA. The multi-year agreement runs through the 2022 season.



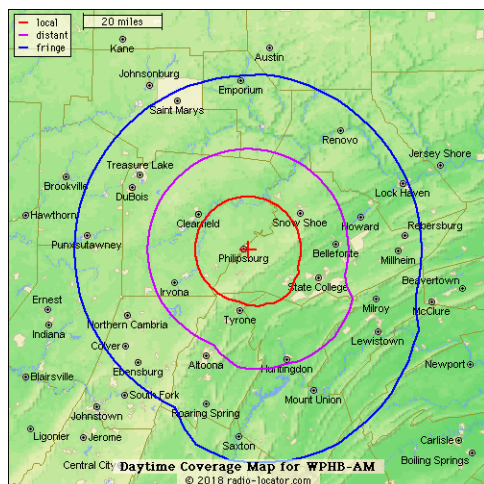
The Curve and Lightner Communications continue their relationship this year with all 120 regular-season games airing on Talk Radio 98.5 FM and 1240 AM WRTA in the Altoona area and select games airing on Classic Hits 96.1 FM and 1370 AM WKMC. Lightner Communications brings a new listening option for 2021 with live streaming on WRTA.com. 1260 AM WPHB in Philipsburg is also back as a network affiliate.

The Curve and Lightner Communications will also continue their cross-promotional and marketing relationships from past seasons in 2021. Popular on-air personalities from the Lightner Communications family of stations (Q94, Mix 94.7, Talk Radio WRTA, JACK-FM, Classic Hits 96.1, Easy Favorites WTRN) will be on hand throughout the season at Peoples Natural Gas Field for remote broadcasts and to take part in contests and in-game events.

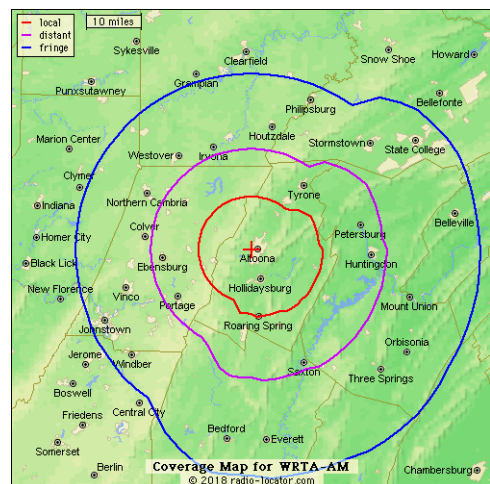
All 120 games will be available to out-of-market listeners via AltoonaCurve.com and on mobile devices (iPhone/Android) with the MiLB First Pitch app. Curve fans can also watch all 60 home games and all 60 road games with a paid annual subscription to MiLB.TV. Visit MiLB.TV for more information on annual subscriptions.

US. Foods also continues their long-standing relationship with the Curve as the naming rights holder for the Curve Radio Network.

Pregame coverage of each game begins 15 minutes prior to first pitch with a postgame show following the final out.



Coverage map for 1260 AM WPHB  
 Map courtesy of radio-locator.com



Coverage map for 1240 AM WRTA  
 Map courtesy of radio-locator.com

## JON MOZES • FIRST SEASON

@spelledwithaZ



Jon Mozes is in his ninth season calling professional baseball and joins the Curve for the 2021 campaign after six seasons as a member of the broadcast team for the Trenton Thunder (Double-A, NYY).

Mozes served as the lead voice for the 2018 Eastern League All-Star Classic and was on the call when the Thunder secured their fourth Eastern League Championship in franchise history in 2019. In addition to his role in the broadcast booth, Jon took a leadership role in the development of the Thunder's marketing and promotional plans, overseeing all team communications and was a member of the team's corporate sales department.

Prior to joining the Thunder, Mozes was a radio voice for professional baseball teams in Abilene, TX and Gary, IN after graduating from the University of New Haven in 2012 with a degree in Sport Management and a minor in Communications.

Outside of baseball, Mozes is the voice of Princeton University Volleyball and Women's Basketball and the sideline reporter for Princeton Football on ESPN+. Additionally, Mozes has been a radio and ESPN+ broadcast talent for Rider University's Men's and Women's Basketball programs.

Mozes was raised and currently resides in Philadelphia, PA.

## PRESTON SHOEMAKER • FIRST SEASON

@Prestonshoe21



Hollidaysburg native, Preston Shoemaker will join Mozes in the broadcast booth for the 2021 season and serve as a Sales Intern for the Curve. Shoemaker previously served as a Broadcast and Communications Intern for the Curve during the

Shoemaker, who just completed his junior year at Penn State, has called games for Hollidaysburg High School and Penn State Athletics on CommRadio and BTN+. Shoemaker has accumulated extensive experience calling Football, Men's and Women's Basketball, Men's and Women's Hockey, Lacrosse, Volleyball, Baseball, Softball and Soccer.



## ALL-TIME CURVE RADIO BROADCAST TEAMS

<b>1999</b>	Rob Egan & Jason Dambach	<b>2012</b>	Mike Passanisi & Tyler Maun
<b>2000</b>	Rob Egan & Jason Dambach	<b>2013</b>	Mike Passanisi & Nate Bowen
<b>2001</b>	Rob Egan & Jason Dambach	<b>2014</b>	Mike Passanisi & Mike Baggerman
<b>2002</b>	Rob Egan & Jason Dambach	<b>2015</b>	Mike Passanisi, Trey Wilson & Nate Bowen
<b>2003</b>	Rob Egan & Jason Dambach	<b>2016</b>	Trey Wilson, Nate Bowen & Fletcher Keel
<b>2004</b>	Rob Egan & Jason Dambach	<b>2017</b>	Trey Wilson, Nate Bowen & Max Gun
<b>2005</b>	Paul Steigerwald & Jason Dambach	<b>2018</b>	Trey Wilson, Nate Bowen & Garrett Mansfield
<b>2006</b>	Jason Dambach, Joe Moore & Paul Steigerwald	<b>2019</b>	Garrett Mansfield & Michael Marcantonini
<b>2007</b>	Jason Dambach, Jon Laaser & Paul Steigerwald	<b>2020</b>	Garrett Mansfield & Justin Gallanty
<b>2008</b>	Jason Dambach & Dan Zangrilli	<b>2021</b>	Jon Mozes & Preston Shoemaker
<b>2009</b>	Ron Potesta & Dan Zangrilli		
<b>2010</b>	Dan Zangrilli & Mike Passanisi		
<b>2011</b>	Mike Passanisi & Josh Ellis		

## NATIONAL TELEVISION

The nation's eyes turned to Blair County Ballpark on April 11, 2010 when Washington Nationals prospect Stephen Strasburg made his professional debut in front of a record crowd at Blair County Ballpark. The game, which was broadcast on ESPN360.com and had live look-ins taken by ESPNEWS, brought a crowd of 7,887 to BCB on Sunday afternoon. It was the largest single-game crowd to take in a Curve game in the month of April in franchise history. The Curve were again featured on national television on September 14, 2010 for Game 1 of the Eastern League Championship Series, when Yankees pitcher Andy Pettitte made a rehab start for the Trenton Thunder at BCP and MLB Network carried live look-ins of the game. Curve second baseman Chase d'Arnaud homered off Pettitte to lead off the bottom of the first, but the Thunder went on to win the game in 10 innings. On June 21, 2015, a game between the Curve and Harrisburg Senators was broadcast live to American Sports Network affiliates around the U.S. as part of their Minor League Baseball Sunday Showcase series. The game was called by Brett Dolan and former big leaguer Brian McRae and featured live interviews in the broadcast booth with Curve owner Bob Lozinak and General Manager Rob Egan. The Curve went on to defeat the Senators, 7-3.

SUN	MON	TUES	WED	THU	FRI	SAT
<b>MAY</b>						1
2	3	4 <b>BOW</b> 6PM	5 <b>BOW</b> 6PM	6 <b>BOW</b> 6PM	7 <b>BOW</b> 6PM	8 <b>BOW</b> 4PM
9 <b>BOW</b> 2PM	10	11 <b>BNG</b> 6:35PM	12 <b>BNG</b> 6:35PM	13 <b>BNG</b> 6:35PM	14 <b>BNG</b> 7:05PM	15 <b>BNG</b> 6:35PM
16 <b>BNG</b> 1:05PM	17	18 <b>HBC</b> 6:30PM	19 <b>HBC</b> 12PM	20 <b>HBC</b> 6:30PM	21 <b>HBC</b> 7PM	22 <b>HBC</b> 6PM
23 <b>HBC</b> 1PM	24	25 <b>ERI</b> 6PM	26 <b>ERI</b> 6PM	27 <b>ERI</b> 6PM	28 <b>ERI</b> 6PM	29 <b>ERI</b> 6PM
30 <b>ERI</b> 6PM	31					

## DOUBLE-A NORTHEAST LEAGUE OPPONENTS

BNG  
HFD  
SOM  
AKR  
BOW  
ERI  
HBC  
RIC

BINGHAMTON RUMBLE PONIES (NYM)  
HARTFORD YARD GOATS (COL)  
SOMERSET PATRIOTS (NYY)  
AKRON RUBBERDUCKS (CLE)  
BOWIE BAYSOX (BAL)  
ERIE SEAWOLVES (DET)  
HARRISBURG SENATORS (WSH)  
RICHMOND FLYING SQUIRRELS (SFG)

## DAILY VALUE PROMOTIONS



VA | U.S. Department of Veterans Affairs  
National Health Administration  
James E. Van Zandt VA Medical Center



SUN	MON	TUES	WED	THU	FRI	SAT
<b>JUNE</b>						1
2	3	4 <b>RIC</b> 6:35PM	5 <b>RIC</b> 12:05PM	6 <b>RIC</b> 6:35PM	7 <b>RIC</b> 6:35PM	8 <b>RIC</b> 6:05PM
9 <b>RIC</b> 1:05PM	10	11 <b>AKR</b> 6:30PM	12 <b>AKR</b> 6:30PM	13 <b>AKR</b> 6:30PM	14 <b>AKR</b> 7PM	15 <b>AKR</b> 6PM
16 <b>AKR</b> 6PM	17	18 <b>ERI</b> 7:05PM	19 <b>ERI</b> 7:05PM	20 <b>ERI</b> 7:05PM	21 <b>ERI</b> 7:05PM	22 <b>ERI</b> 7:05PM
23 <b>ERI</b> 1:35PM	24	25 <b>HBC</b> 6:30PM	26 <b>HBC</b> 6:30PM	27 <b>HBC</b> 6:30PM	28 <b>HBC</b> 7PM	29 <b>HBC</b> 6PM
30 <b>HBC</b> 2PM	31					

SUN	MON	TUES	WED	THU	FRI	SAT
<b>JULY</b>						1
2	3	4 <b>HFD</b> 7:05PM	5 <b>HFD</b> 7:05PM	6 <b>HFD</b> 7:05PM	7 <b>HFD</b> 7:05PM	8 <b>HFD</b> 6:05PM
9 <b>AKR</b> 6PM	10	11 <b>AKR</b> 6:30PM	12 <b>AKR</b> 6:30PM	13 <b>AKR</b> 6:30PM	14 <b>AKR</b> 7PM	15 <b>AKR</b> 6PM
16 <b>BNG</b> 6PM	17	18 <b>BNG</b> 6:30PM	19 <b>BNG</b> 6:30PM	20 <b>BNG</b> 6:30PM	21 <b>BNG</b> 7PM	22 <b>BNG</b> 6PM
23 <b>BNG</b> 6PM	24	25 <b>SOM</b> 7:05PM	26 <b>SOM</b> 7:05PM	27 <b>SOM</b> 7:05PM	28 <b>SOM</b> 7:05PM	29 <b>SOM</b> 7:05PM
30 <b>SOM</b> 5:05PM	31					

SUN	MON	TUES	WED	THU	FRI	SAT
1	2	3 <b>AKR</b> 6:35PM	4 <b>AKR</b> 6:35PM	5 <b>AKR</b> 6:35PM	6 <b>AKR</b> 7:05PM	7 <b>AKR</b> 7:05PM
8 <b>AKR</b> 2:05PM	9	10 <b>ERI</b> 7:05PM	11 <b>ERI</b> 7:05PM	12 <b>ERI</b> 7:05PM	13 <b>ERI</b> 7:05PM	14 <b>ERI</b> 7:05PM
15 <b>ERI</b> 1:35PM	16	17 <b>SOM</b> 6:30PM	18 <b>SOM</b> 6:30PM	19 <b>SOM</b> 6:30PM	20 <b>SOM</b> 7PM	21 <b>SOM</b> 6PM
22 <b>SOM</b> 6PM	23	24 <b>RIC</b> 6PM	25 <b>RIC</b> 6PM	26 <b>RIC</b> 6PM	27 <b>RIC</b> 6PM	28 <b>RIC</b> 6PM
29 <b>RIC</b> 6PM	30	31 <b>AKR</b> 6:35PM				

SUN	MON	TUES	WED	THU	FRI	SAT
<b>SEPTEMBER</b>						1
2	3	4 <b>AKR</b> 6:35PM	5 <b>AKR</b> 6:35PM	6 <b>AKR</b> 6:35PM	7 <b>AKR</b> 7:05PM	8 <b>AKR</b> 7:05PM
9 <b>AKR</b> 6:05PM	10	11 <b>ERI</b> 6PM	12 <b>ERI</b> 6PM	13 <b>ERI</b> 6PM	14 <b>ERI</b> 6PM	15 <b>ERI</b> 6PM
16 <b>ERI</b> 2PM	17	18 <b>BOW</b> 6:35PM	19 <b>BOW</b> 6:35PM	20 <b>BOW</b> 6:35PM	21 <b>BOW</b> 7:05PM	22 <b>BOW</b> 6:35PM
23 <b>BOW</b> 1:35PM	24	25	26	27	28	29
<b>HOME</b>	<b>AWAY</b>	<b>GIVE AWAY</b>	<b>FIRE WORKS</b>			









HEAR EVERY PITCH ALL SEASON LONG ON

**TALKRADIO 98.5**

**WRTA** 

THE FLAGSHIP RADIO HOME OF THE CURVE



 **ALTOONACURVE.COM**  
 **/AltoonaCurveBaseball**  
 **@AltoonaCurve**  
 **@altoonacurve**