



**SOD
POODLES
BASEBALL
CLUB**

NEWS & NOTES

HODGETOWN

715 S. BUCHANAN ST

AMARILLO, TEXAS 79101

806-803-7762

TWITTER: @SODPOODLES

Sod Poodles PR Department: Director, Cory Hilborne - CoryH@SodPoodles.com, 806-803-9614

Tulsa Drillers (41-30, 0-2)

RHP Kyle Hurt (2-3, 3.89 ERA)

VS.

Amarillo Sod Poodles (36-35, 2-0)

RHP Luke Albright (5-2, 5.65 ERA)

Friday, June 30, 2023 • 7:05 PM CT • HODGETOWN • Radio: KVWE-102.9 FM • Game 72 • Home Game 33

UPCOMING GAMES

DAY	DATE	OPPONENT	PROBABLE PITCHERS	TIME (CT)	RADIO
Sat	July 1	vs TUL	RHP Nick Nastrini (3-2, 3.81 ERA) vs. RHP Jamison Hill (2-4, 4.75 ERA)	7:05 PM	KVWE-102.9 FM
Sun	July 2	vs TUL	RHP Ben Casperius (0-2, 5.73 ERA) vs. RHP Deyni Olivero (4-5, 9.00 ERA)	7:05 PM	KVWE-102.9 FM
Mon	July 3	vs TUL	RHP River Ryan (1-3 2.62 ERA) vs. RHP Chad Patrick (3-7, 5.26 ERA)	6:05 PM	KVWE-102.9 FM

SEASON RESULTS

Date	Site	Result
6/28	vs. TUL	W, 6-4
6/29	vs. TUL	W, 12-7
6/30	vs. TUL	
7/1	vs. TUL	
7/2	vs. TUL	
7/3	vs. TUL	

TULSA SERIES CAPSULE

2023 at Home: 2-0
2023 on Road: 0-0
All-Time at Home: 10-11
All-Time on Road: 9-10
All-Time Totals: 19-21

STREAKS

Last 5 Games: 4-1
Last 10 Games: 6-4
Longest 2023 Winning Streak: 7
Longest 2023 Losing Streak: 4 (2x)
All-Time W/L: 234-230

LEAGUE STANDINGS

TEXAS LEAGUE 2ND HALF

North (W-L-PCT-GB)			
WICHITA	2-0	1.000	-
ARKANSAS	1-1	.500	1.0
SPRINGFIELD	1-1	.500	1.0
NW ARKANSAS	0-2	.000	2.0
TULSA	0-2	.000	2.0

South (W-L-PCT-GB)			
AMARILLO	2-0	1.000	-
MIDLAND	2-0	1.000	-
FRISCO	1-1	.500	1.0
SAN ANTONIO	1-1	.500	1.0
CORPUS CHRISTI	0-2	.000	2.0

OVERALL

North (W-L-PCT-GB)			
*ARKANSAS	46-25	.648	-
TULSA	41-30	.577	5.0
SPRINGFIELD	35-36	.493	11.0
WICHITA	30-40	.429	15.5
NW ARKANSAS	29-42	.408	17.0

South (W-L-PCT-GB)			
*SAN ANTONIO	38-33	.535	-
AMARILLO	36-35	.507	2.0
MIDLAND	34-37	.479	4.0
CORPUS CHRISTI	33-38	.465	5.0
FRISCO	32-38	.457	5.5

* Clinched 1st half

TEAM LEADERS

AVERAGE: 346 - Bliss
HITS: 93 - Bliss
2B: 19 - Bliss
TRIPLES: 5 - Roberts
HOME RUNS: 12 - Vukovich
RBI: 45 - Vukovich
OPS: .961 - Bliss
STOLEN BASES: 23 - Bliss & Lawlar
SO (P): 75 - Albright
SAVES: 6 - Backhus
ERA: 2.36 - Green
WINS: 5 - Albright

ATTENDANCE

Last: 5,419
Total: 159,543
Average: 5,318
No. of Sellouts: 12

TIMMY TWO TANKS: Tim Tawa added home runs nine and 10 to his 2023 campaign, going 2-for-4 with two home runs and five RBI. His multi-HR game is the second of the season so far by a Sod Poodle, matching A.J. Vukovich's two-HR game on June 10 in Midland. It was the first multi-HR game of Tawa's 213-game professional career. His five-RBI tied his career-high, previously set on June 17, 2021 at Spokane as a member of the Hillsboro Hops. It was the first five-RBI game by a Sod Poodle since Juan Centeno drove in five on August 16, 2022 on the road in Midland. Tawa is the fifth member of the 2023 Sod Poodles to reach double-digit home runs this season. The former Stanford Cardinal is now up to 39 RBI on the year, fourth most on the club.

SCORED BY VUK: A.J. Vukovich regained the team lead in RBI in his ongoing see-saw battle with Ryan Bliss. The outfield prospect went 2-for-5 with three RBI and two runs scored on Thursday night. Vukovich is now hitting .320 (31-for-97) with 30 of his 45 total RBI coming right at home. His 30 RBI in front of the hometown fans are the most by a Sod Poodle this season.

STOLEN BY...THE LAW?! Jordan Lawlar swiped his 23rd bag of the year, going 3-for-3 on stolen base attempts on Thursday night. His three steals are the most in a game by a Sod Poodle this year, breaking a tie of two stolen bases in the same game which had been done eight times so far in 2023, including three times by Lawlar himself. It was the first three-steal game by a Sod Poodle since Jorge Barrosa did it on September 4, 2022 against Frisco. His 23 steals are tied with Ryan Bliss for the most this season after Bliss stole one of his own against the Drillers on Thursday night. The team stole five bases in total, tying for the second-most in a game this year (4/8 @ Frisco).

TOUCHDOWN: Amarillo's seven runs in the bottom of the first inning tied their season-high for runs in an inning. It was the fifth time this year and the first since the seventh inning against Springfield on May 31 at HODGETOWN. Amarillo set their franchise-high with an 11-run inning on June 11, 2022 against Frisco. The Sod Poodles did their damage in the first inning on six hits, two shy of the most hits in any single inning so far this year (8, 5/5 @ Corpus Christi)

SUPREME PONTWHIFF: Austin Pope pitched 2.1 IP for Amarillo and was the third pitcher used in the game. Of his seven batters faced, Pope struck out five of them, matching his season-high for punchouts in a game. He has now struck out five in a game three times in 2023, including each of his last two appearances. The five strikeouts are tied for the third-most in any of his 69 relief appearances in his professional career. The right-hander struck out six in relief twice during his 2019 season.

AGENT ZERO: Despite it being just 0.1 IP, Josh Green pitched his eighth consecutive scoreless appearance in relief for Amarillo. The right-hander has worked 11.1 IP without a run allowed dating back to June 3. Over his last eight trips to the mound, Green has faced 42 batters and surrendered just six hits and two walks while adding 10 strikeouts. The eight straight scoreless games are now tied for the second-most by an Amarillo hurler this year, matching Andrew Saalfrank's streak from May 7-30. Green was credited with his third save of the year with all three coming in his last six appearances. In now 19 at-bats with a runner in scoring position, Green has allowed just two hits, good for a .105 BAA.

NO COOLING OFF CALEB: Caleb Roberts turned in a 1-for-4 night, adding a double, RBI, and a couple of runs scored. His six straight games with a run scored is the most currently in the Texas League. He is tied with fellow teammate Tim Tawa with an XBH in four straight games for the longest active streak in the league currently. Roberts has reached base safely in each of his last 12 games, his longest such streak of the season so far.

DOUBLE DE LOS: Deyvison De Los Santos turned in a multi-hit effort, going 2-for-5 with a run scored. It was his first multi-hit game since June 15 against San Antonio. It was his 14th multi-hit game this season.

WE ALL HIT: All nine Amarillo starters earned a hit on Thursday night, the fifth time this year they have accomplished that feat. Six of the nine turned in multi-hit games as the Sod Poodles racked up a total of 15 hits in the win.

TWO WEEKS WORTH OF HITS: Neyfy Castillo is riding a career-best 14-game hit streak which is the longest active streak in the league. The fifth-year pro out of the Dominican Republic set his previous career-high with a 13 game stretch during the 2021 season when he was with Low-A Visalia. Over his last 14 games, Castillo is hitting .352 (19-for-54) with three home runs, two doubles, a triple, 12 RBI, and 12 runs scored.

SOD POODLES BREAKDOWN

At Home: 16-16
On the Road: 20-19
Day Games: 4-6
Night Games: 31-29
vs. RHP: 28-29
vs. LHP: 8-6
First Half: 34-35
Second Half: 2-0
April: 11-10
May: 10-16
June: 15-9
July: 0-0
August: 0-0
September: 0-0
Monday: 0-0
Tuesday: 4-7
Wednesday: 8-4
Thursday: 6-6
Friday: 3-8
Saturday: 8-4
Sunday: 7-6

Scoring First: 21-11
Opponent Scoring First: 15-24
Extra Innings: 2-2
Doubleheaders: 2-2
Commit An Error: 16-22
Commit No Errors: 20-13
Walk-Off Wins: 2
Walk-Off Losses: 2

vs. North 1st Half: 7-5
vs. South 1st Half: 27-30
vs. North 2nd Half: 2-0
vs. South 2nd Half: 0-0

Scoring 4+ Runs: 29-23
Opp. Scoring 4+ Runs: 13-33
Scoring 3 Or Fewer Runs: 7-12
Opp. Scoring 3 Or Fewer Runs: 23-27
Out-Hit Opponent/Tie: 32-13
Out-Hit By Opponent: 4-22
Lead After 6: 26-5
Trail After 6: 6-29
Tied After 6: 4-1
Lead After 7: 29-2
Trail After 7: 3-30
Tied After 7: 3-3
Lead After 8: 31-1
Trail After 8: 1-32
Tied After 8: 2-2

Series (W-L-T): 3-5-4

Game 1: 5-8
Game 2: 9-4
Game 3: 6-6
Game 4: 3-8
Game 5: 8-3
Game 6: 5-6
Series Sweeps: 1
Series Been Swept: 0



STARTING PITCHER



#30 LUKE ALBRIGHT - RHP

HEIGHT: 6'4"

WEIGHT: 215

B/T: R/R

AGE: 23 (12/13/1999 in Fishers, IN)

14 G

5-2

75/37 K/BB

5.65 ERA

LAST WIN: 6/11/23 @ MID

LAST SAVE: None

LONGEST 2023 OUTING: 6.0 Innings (3x, Last: 6/11 @ MID)

LAST HOME RUN ALLOWED: 6/23/2023 @ CC (Luis Aviles Jr., 1st inning, solo)

CAREER VS. TUL: First Appearance

- Selected by the Arizona Diamondbacks in the 6th round of the 2021 MLB draft out of Kent State (Kent, OH).
- He did not appear in a game in 2021 without logging at least three (3) K, posting a six (6) K game (8/29) in the process.
- Spent the 2022 campaign (26 GS) in High-A Hillsboro, posting a 6-10 record and a 5.49 ERA (75 ER, 123.0 IP) while punching out 130 batters (9.5 K/9).
- While with Hillsboro (4/10-9/10/22), he held the crown for strikeouts, games started and innings pitched while holding the two (2) spot for wins among qualified club mates.
- Among D-Backs minor leaguers, his 130 punch outs last season was good for 4th best, his six (6) wins was tied 7th (25 GS), his 112 hits were the 2nd least allowed (120.0 IP), his 1.472 WHIP was the 7th lowest (120.0 IP) and his 9.5 K/9 is good for 3rd best (120.0 IP).
- Through his first 14 starts, he ranks third among all qualified pitchers in the D-backs farm system with his 5.65 ERA while his .274 BAA ranks 4th, and he ranks third in strikeouts (75). His five wins are tied for the third most among D-backs farm hands in 2023.

CAREER STATS

YEAR	TEAM	W-L	ERA	G	GS	CG	SHO	IP	H	R	ER	HR	HB	BB	SO	WP	GDP	BAA
2021	Visalia (A-)	2-0	3.47	6	6	0	0	23.1	21	10	9	3	1	11	22	2	3	.247
2022	Hillsboro (A+)	6-10	5.49	26	26	0	0	123.0	125	80	75	17	9	56	130	13	4	.262
2023	Amarillo (AA)	5-2	5.65	14	14	0	0	63.2	68	44	40	7	3	37	75	3	2	.274
MINOR LEAGUE TOTALS		13-12	5.31	46	46	0	0	210.0	214	134	124	27	13	104	227	18	9	.264

2023 HIGHS

INNINGS: 6.0 IP (3x, Last: 6/11 @ MID)
HITS: 9 (6/17 vs. SA)
RUNS: 7 (2x, Last: 6/17 vs. SA)
EARNED RUNS: 6 (2x, Last: 6/17 vs. SA)
STRIKEOUTS: 8 (6/11 @ MID)
WALKS: 5 (4/20 @ NWA)
HOME RUNS: 2 (3x, Last: 6/23 @ CC)
WINNING STREAK: 2 (2x, Last: 6/6-11 @ MID)
LOSING STREAK: 1 (5/7 @ CC)
SHORTEST START: 2.0 IP (4/20 @ NWA)
PITCHES THROWN: 97 (6/11 @ MID)

CAREER HIGHS

INNINGS: 7.0 IP (7/7/22 vs. EUG (HIL))
HITS: 9 (6/17/23 vs. SA)
RUNS: 7 (3x: Last: 6/17/23 vs. SA)
EARNED RUNS: 6 (5x: Last: 6/17/23 vs. SA)
STRIKEOUTS: 8 (2x, Last: 6/11/23 @ MID)
WALKS: 5 (2x: Last: 4/20/23 @ NWA)
HOME RUNS: 2 (7x: Last: 6/23/23 @ CC)
WINNING STREAK: 2 (3x: Last: 6/6-11 @ MID)
LOSING STREAK: 2 (8/13-8/19/22)
SHORTEST START: 2.0 IP (2x: Last: 4/20/23 @ NWA)
PITCHES THROWN: 97 (2x, Last: 6/11/23 @ MID)

2023 SPLITS

VS. RIGHT: .322/.405/.527, 47 H, 12 2B, 6 HR, 27 RBI, 48 K, 19 BB
VS. LEFT: .206/.325/.324, 21 H, 5 2B, 2 3B, HR, 9 RBI, 27 K, 18 BB
HOME: 5 GS, 9.15 ERA, 1-1, 20.1 IP, 25 R, 21 ER, 29 H, 5 HR, 21 K, 14 BB
ROAD: 9 GS, 4-1, 3.98 ERA, 43.0 IP, 19 ER, 39 H, 54 K, 23 BB
W/ RISP: .228/.312/.342, 18 H, 6 2B, HR, 28 RBI, 27 K, 11 BB
DAY: 2 GS, 2-0, 11.0 IP, 5 H, 2 R, 2 ER, 14 K, 8 BB
NIGHT: 12 GS, 3-2, 52.2 IP, 42 R, 38 ER, 63 H, 7 HR, 61 K, 29 BB
TEAM W/L IN STARTS: 9-5

OPPOSING STARTER - RHP KYLE HURT (2-3, 3.89 ERA)

CAREER VS. AMA: FIRST APPEARANCE

BATTER-PITCHER MATCH-UPS (ACTIVE ROSTER, 2023)

SOD POODLES VS. KYLE HURT:

PLAYER	H	AB	AVG	XBH	HR	RBI	BB	SO
--------	---	----	-----	-----	----	-----	----	----





DRILLERS VS. LUKE ALBRIGHT:

PLAYER	H	AB	AVG	XBH	HR	RBI	BB	SO
--------	---	----	-----	-----	----	-----	----	----





SATURDAY'S STARTER - RHP JAMSION HILL (2-4, 4.75 ERA)

Turned in his best start of the year his last time out, going 7.0 IP, allowing just three hits and an earned run with four strikeouts. It was his first quality start of the year. His seven innings matched the season-high by an Amarillo pitcher this season.






#28 SETH BEER - INF														
2023 HIGHS: Hits - 4, Runs - 3, RBI - 3, HR - 1, 2B - 2, 3B - 0, BB - 2, K - 3, SB - 0														
HEIGHT: 6'3" WEIGHT: 225 B/T: L/R AGE: 26 (9/18/1996 in Maryville, IL) 2023 SPLITS:														
G	AVG	OBP	SLG	AB	R	H	2B	3B	HR	RBI	BB	SB/ATT	SO	V. RHP
28	.315	.398	.463	108	18	34	7	0	3	18	11	0/0	30	.333
LAST GAME: 2-for-4, 2 RBI LAST HOME RUN: 6/28 vs TUL off Sublette (2-run)														
TUL SERIES: 4-for-8, HR, 2B, 4 RBI, 2 R LAST MULTI-HIT GAME: 6/29 vs TUL (2-for-4)														
CC SERIES: 4-for-21, HR, 2B, 2 RBI, 4 R, 4 BB, 9 K														
CURRENT HITTING: 4 SEASON LONG HITTING: 4 CURRENT ON-BASE: 4 SEASON-LONG ON-BASE: 14														

 Former Carolina league Player of the Week (4/21/19), CAR Mid-Season All-Star (2019), Texas League Player of the Week (7/7/19), Texas League Player of the Month (July, 2019), Baseball America Minor League All-Star (2019) and Baseball America Double-A All-Star (2019).
 In his decorated 2019 season, he slashed .289/.388/.516 across three different teams while blasting 26 homers and 24 doubles through 122 games.
 Made his MLB debut on 9/10/2021 with the D-backs and spent parts of the 2021 and 2022 seasons in the league with 43 career games played.
 Had a four-hit performance on 5/31/23 vs. SPR, the first four-hit night by a Sod Poodle at home since 8/14/2022 by Leandro Cedeño, also against SPR.






#9 RYAN BLISS - INF														
2023 HIGHS: Hits - 3, Runs - 3, RBI - 3, HR - 1, 2B - 2, 3B - 1, BB - 2, K - 2, SB - 2														
HEIGHT: 5'9" WEIGHT: 165 B/T: R/R AGE: 23 (12/13/1999 in Burbank, CA) 2023 SPLITS:														
G	AVG	OBP	SLG	AB	R	H	2B	3B	HR	RBI	BB	SB/ATT	SO	V. RHP
62	.346	.392	.569	269	57	93	19	4	11	43	18	23/28	49	.356
LAST GAME: 1-for-5, R, K LAST HOME RUN: 6/22 @ CC off Arrighetti (solo)														
TUL SERIES: 2-for-9, BB, R, K LAST MULTI-HIT GAME: 6/22 @ CC (2-for-4)														
CC SERIES: 2-for-19, HR, 3 RBI, 5 BB, 4 R, 3 K														
CURRENT HITTING: 2 SEASON LONG HITTING: 10 CURRENT ON-BASE: 2 SEASON-LONG ON-BASE: 25														

 Rated the no. 2 shortstop in the state of Georgia (15th overall) and the 96th best SS in the country by Perfect Game in high school.
 Has won Texas League Player of the Month in both April and May, 2023...Leads the league in AVG (.346), H (93), XBH (34), total bases (153), and runs (57).
 Has hit the most lead off home runs in franchise history (6), and has the most lead off home runs in all MiLB in 2023.
 Was named to the 2023 SiriusXM MLB All-Star Futures Game National League roster.






#12 NEYFY CASTILLO - INF														
2023 HIGHS: Hits - 3, Runs - 2, RBI - 3, HR - 1, 2B - 2, 3B - 1, BB - 2, K - 3, SB - 1														
HEIGHT: 6'3" WEIGHT: 175 B/T: R/R AGE: 22 (3/2/2002 in Hiquey, Dominican Republic) 2023 SPLITS:														
G	AVG	OBP	SLG	AB	R	H	2B	3B	HR	RBI	BB	SB/ATT	SO	V. RHP
44	.224	.293	.378	156	27	35	7	1	5	23	12	11/16	59	.205
LAST GAME: 1-for-4, RBI, K LAST HOME RUN: 6/21 @ CC off Robaina (Solo)														
TUL SERIES: 1-for-4, RBI, K LAST MULTI-HIT GAME: 6/14 vs SA (3-for-4)														
CC SERIES: 4-for-14, HR, 2B, 3 RBI, 5 BB, 5 R, 5 K														
CURRENT HITTING: 14 SEASON LONG HITTING: 14 CURRENT ON-BASE: 15 SEASON-LONG ON-BASE: 15														

 He made his professional debut with the DSL Diamondbacks (ROK) on 6/2/2018, going 1-for-4 with an RBI and a swiped bag.
 From 7/8-8/15/2019, he logged a base knock in 22 out of 26 straight games and accumulated 28 total hits, good for .283 AVG (28-for-99) over the stretch.
 Amongst his qualified club mates (HIL) across 82 games, he logged the 2nd most HR (11), 4th most H (77), R (35), TB (127) and SB (15) in 2022.
 Had his first three-hit night in 2023 with a 3-for-4 performance against San Antonio...Had three-straight multi-hit games (6/11-14).
 Riding a career-long hit streak of 14 games (6/4-28)...Surpassing his previous career-long of 13 games with Visalia (6/27-7/17/21).

#8 JUAN CENTENO - C														
2023 HIGHS: Hits - 3, Runs - 2, RBI - 2, HR - 1, 2B - 1, 3B - 0, BB - 2, K - 3, SB - 1														
HEIGHT: 5'9" WEIGHT: 195 B/T: L/R AGE: 33 (11/16/1989 in Arecibo, Puerto Rico) 2023 SPLITS:														
G	AVG	OBP	SLG	AB	R	H	2B	3B	HR	RBI	BB	SB/ATT	SO	V. RHP
37	.293	.329	.350	140	15	41	5	0	1	13	8	3/4	34	.298
LAST GAME: 1-for-4, 2B, K LAST HOME RUN: 4/13 vs. CC off Cobos														
TUL SERIES: 1-for-4, 2B, K LAST MULTI-HIT GAME: 6/23 @ CC (2-for-4)														
SA SERIES: 3-for-7, 2B, 3 K														
CURRENT HITTING: 6 SEASON LONG HITTING: 6 CURRENT ON-BASE: 6 SEASON-LONG ON-BASE: 6														

 2017 World Series Champion (HOU).
 Made his MLB Debut on 9/18/2013 with the New York Mets and collected his first single that night off 3-time All-Star Matt Cain.
 Set a career-high with 15 home runs including 14 in 81 games with Amarillo in 2022.
 Named a Texas League Post-Season All-Star (2022) and the MiLB.com Organization All-Star (2022, ARI).
 In the month of April this season, he slashed .277/.340/.340 with a homer and six RBI in 13 games...Among teammates with at least 10 games played in the month, his average was good for third with his hits (13) tying sixth and his six multi-hit performances ranking second.

#5 NICK DALESANDRO - OF														
2023 HIGHS: Hits - 3, Runs - 1, RBI - 1, HR - 0, 2B - 1, 3B - 1, BB - 2, K - 2, SB - 2														
HEIGHT: 5'11" WEIGHT: 175 B/T: R/R AGE: 26 (10/3/1996 in Joliet, IL) 2023 SPLITS:														
G	AVG	OBP	SLG	AB	R	H	2B	3B	HR	RBI	BB	SB/ATT	SO	V. RHP
34	.250	.345	.290	100	15	25	2	1	0	5	14	11/13	22	.247
LAST GAME: PR, R LAST HOME RUN: 9/13/22 vs. FRI off Tiedemann														
TUL SERIES: PR, R LAST MULTI-HIT GAME: 6/15/23 vs. SA (3-for-5)														
CC SERIES: 2-for-7, BB, R, 2 K														
CURRENT HITTING: 9 SEASON LONG HITTING: 9 CURRENT ON-BASE: 9 SEASON-LONG ON-BASE: 9														

 Began his first professional season (2018) with a hit in 14 of his first 15 games between the AZL D-backs and short-season Missoula.
 Logged 42 combined games across three levels in 2019, hitting .256 (34-for-133), ending the year with a hit in 15 of his final 19 games played.
 Played the entire 2021 season with High-A Hillsboro with 57 games behind the plate (53 GS), 15 games in RF (14 GS), and three games in LF (2 GS), hitting his first career HR on 6/9 vs TRI, an inside-the-park HR.
 Posted a .981 fielding percentage behind the dish while throwing out 58 percent of would be base stealers (18-of-31) in 2022.
 Posted his first 3-hit game in 2023 on June 15 vs SA....First 3-hit game since June 4, 2022 vs MID.

#13 DEYVISON DE LOS SANTOS - INF 2023 HIGHS: Hits - 3, Runs - 2, RBI - 3, HR - 1, 2B - 1, 3B - 0, BB - 2, K - 3, SB - 1														
HEIGHT: 6'1" WEIGHT: 185 B/T: R/R AGE: 20 (6/21/1993 in Santo Domingo, Dominican Republic) 2023 SPLITS:														
G	AVG	OBP	SLG	AB	R	H	2B	3B	HR	RBI	BB	SB/ATT	SO	V.RHP
62	.203	.287	.307	241	30	49	4	0	7	26	19	3/3	68	.201
V.LHP HOME AWAY RISP														
.213 .248 .164 .254														
LAST GAME: 2-for-5, R, K LAST HOME RUN: 6/13 vs SA off Baez (Solo) CURRENT HITTING: 1 TUL SERIES: 2-for-9, R, K LAST MULTI-HIT GAME: 6/29 vs TUL (2-for-5) SEASON LONG HITTING: 5 CC SERIES: 4-for-22, 4 RBI, 3 R, BB, 9 K CURRENT ON-BASE: 1 SEASON-LONG ON-BASE: 7														

- 👉 Back-to-back D-backs' Minor League Player of the Month in June and July, 2022.
- 👉 Named the NWL Player of the Week (7/31/22), MiLB.com Organization All-Star (2022) and Single-A Postseason All-Star (Baseball America).
- 👉 Collected a hit in 13-of-18 games in April, 2022 to begin the season which encompassed a pair of 3-hit games.
- 👉 Combined to hit .403 (75-for-186) with 12 doubles, two triples, nine home runs, 35 RBI in 46 games between Visalia and Hillsboro in June and July, 2022
- 👉 Won the batting title in the California League in 2022, hitting .329 in 78 games played for Visalia despite a promotion to Hillsboro on July 22, 2022.

#3 ADRIAN DEL CASTILLO - C 2023 HIGHS: Hits - 3, Runs - 3, RBI - 4, HR - 1, 2B - 1, 3B - 0, BB - 3, K - 3, SB - 1														
HEIGHT: 5'9" WEIGHT: 208 B/T: L/R AGE: 23 (9/27/1999 in Miami, FL) 2023 SPLITS:														
G	AVG	OBP	SLG	AB	R	H	2B	3B	HR	RBI	BB	SB/ATT	SO	V.RHP
57	.274	.391	.482	197	32	54	11	0	10	40	37	2/4	59	.291
V.LHP HOME AWAY RISP														
.205 .247 .295 .333														
LAST GAME: 2-for-3, RBI, 2 BB, R LAST HOME RUN: 6/23 @ CC off Plumlee (3-Run) CURRENT HITTING: 5 TUL SERIES: 4-for-6, 2B, 2 RBI, 3 BB, 2 R LAST MULTI-HIT GAME: 6/29 vs TUL (2-for-3) SEASON LONG HITTING: 10 CC SERIES: : 4-for-15, HR, 2B, 8 BB, 4 RBI, 6 K, 2 R CURRENT ON-BASE: 7 SEASON-LONG ON-BASE: 16														

- 👉 Selected by the Chicago White Sox in the 36th round of the 2018 MLB draft but declined to play ball at the University of Miami.
- 👉 Made his professional debut on 7/31/2021 with the ACL D-backs (ROK) and after just two appearances in Rookie ball, he was promoted to A-Visalia.
- 👉 He logged a hit in 43 of his 86 games played (2022) with 17 of those being multi-hit efforts, good for logging multiple hits in 39% of games that he knocks.
- 👉 Earned the 7th most homers (7), 6th most hits (57), 5th most total bags (99) and 4th most doubles (17) amongst qualified Hillsboro Hops in 2022.
- 👉 Hit three home runs in his first 36 games of the season...Then hit five homers over a 10 game span from May 30-June 13 including back-to-back games with a homer on 5/30-31 and 6/8-10.

#26 CAMDEN DUZENACK - INF 2023 HIGHS: Hits - 3, Runs - 1, RBI - 3, HR - 1, 2B - 2, 3B - 0, BB - 2, K - 2, SB - 0														
HEIGHT: 5'7" WEIGHT: 170 B/T: R/R AGE: 28 (3/8/1995 in Melissa, TX) 2023 SPLITS:														
G	AVG	OBP	SLG	AB	R	H	2B	3B	HR	RBI	BB	SB/ATT	SO	V.RHP
24	.325	.436	.532	77	11	25	7	0	3	19	11	0/3	16	.317
V.LHP HOME AWAY RISP														
.353 .414 .271 .346														
LAST GAME: 1-for-4, RBI, K LAST HOME RUN: 6/22 @ CC off Gaither (3-run) CURRENT HITTING: 7 TUL SERIES: LAST MULTI-HIT GAME: 6/23 @ CC (3-for-5) SEASON LONG HITTING: 7 CC SERIES: 7-for-17, HR, 2B, 4 RBI, 2 R, 3 K CURRENT ON-BASE: 22 SEASON-LONG ON-BASE: 22														

- 👉 Duzenack is entering his 6th professional season, having spent time at every level of minor league ball from Rookie to Triple-A.
- 👉 In his debut season (2017), he belted 16 doubles, a triple, and three homers in 222 AB's with A(Short) Hillsboro, slugging .410 that year.
- 👉 He logged 318 Triple-A at-bats last season with Reno, slashing .261/.308/.465 while sending 13 balls over the wall accompanied by 20 two-baggers and three triples.
- 👉 Earned Amarillo's second walk-off win on 5/31/23 after poking a two RBI single while the club was down by one run with two outs and the bases loaded.

#17 ROBY ENRIQUEZ - OF 2023 HIGHS: Hits - 4, Runs - 2, RBI - 2, HR - 0, 2B - 1, 3B - 0, BB - 2, K - 3, SB - 1														
HEIGHT: 6'2" WEIGHT: 210 B/T: L/L AGE: 26 (3/21/1997 in Carolina, Puerto Rico) 2023 SPLITS:														
G	AVG	OBP	SLG	AB	R	H	2B	3B	HR	RBI	BB	SB/ATT	SO	V.RHP
42	.255	.358	.321	137	19	35	9	0	0	13	20	4/5	31	.274
V.LHP HOME AWAY RISP														
.150 .250 .262 .243														
LAST GAME: 3-for-5, 2B, 2 RBI, 2 R LAST HOME RUN: 9/7/22 vs. ARK off Weiman CURRENT HITTING: 2 TUL SERIES: LAST MULTI-HIT GAME: 6/23/23 @ CC (3-for-5) SEASON LONG HITTING: 5 CC SERIES: 4-for-7, 2 2B, 2 RBI, 2 BB, 2 R CURRENT ON-BASE: 2 SEASON-LONG ON-BASE: 11														

- 👉 Signed by the Arizona Diamondbacks as a minor league free agent on December 22, 2021 out of Indiana State University (Terre Haute, IN).
- 👉 He is in a four (4) way tie for first for the most four (4) hit performances by a Sod Poodle in 2022 with two (2) four (4) hit outings.
- 👉 He had 26 multi-hit performances last season with three (3) being of the three (3) hit variety...24 of those were achieved in Soddis threads.
- 👉 He logged a hit in 44 out of 51 straight games (6/4-8/25/2022) which encompassed a 12 game hit streak (7/6-7/24).
- 👉 The lefty-bat poked 20 of his first 22 hits this season off of right-handed pitching and 14 of them while at home.

#11 JORDAN LAWLAR - INF 2023 HIGHS: Hits - 3, Runs - 3, RBI - 4, HR - 1, 2B - 1, 3B - 1, BB - 2, K - 4, SB - 3														
HEIGHT: 6'2" WEIGHT: 190 B/T: R/R AGE: 20 (7/17/2002 in Carrollton, TX) 2023 SPLITS:														
G	AVG	OBP	SLG	AB	R	H	2B	3B	HR	RBI	BB	SB/ATT	SO	V.RHP
60	.245	.339	.451	237	45	58	13	3	10	32	29	23/25	64	.217
V.LHP HOME AWAY RISP														
.385 .266 .227 .188														
LAST GAME: 2-for-4, 3 R, 3 SB, K LAST HOME RUN: 6/20 @ CC off Kouba (2-Run) CURRENT HITTING: 1 TUL SERIES: 2-for-8, 3 R, 3 SB, 2 K LAST MULTI-HIT GAME: 6/29 vs TUL (2-for-4) SEASON LONG HITTING: 9 CC SERIES: 5-for-24, HR, 2B, 4 RBI, 3 R, BB, 4 K CURRENT ON-BASE: 1 SEASON-LONG ON-BASE: 16														

- 👉 Made his professional debut on 8/21/21 after being selected 6th overall in the 2021 MLB Draft out of Jesuit High School (Dallas).
- 👉 Currently ranked as the D-backs' no. 1-rated prospect and the no. 8 overall prospect by MLB Pipeline.
- 👉 Appeared in 100 games across four levels in 2022, hitting .303 (18 2B, 7 3B, 16 HR) with 62 RBI and 57 walks.
- 👉 Hit .278 (10-for-36) with a double, triple, two home runs, and seven RBI in 11 games in the Arizona Fall League in 2022... Broken Scapula ended his AFL.
- 👉 Was hitting .162 through his first 32 games in 2023...In 28 games since May 23, he is hitting .325 (9 2B, 2 3B, 5 HR) with 28 runs scored and 16 RBI.
- 👉 From 6/3-13, had a nine game streak with a run scored, the second-longest such streak in the Texas League this season.
- 👉 Was named to the 2023 SiriusXM MLB All-Star Futures Game

- 🏆 After being drafted 119th overall out of high school, the D-Backs' number 14 prospect made his professional debut with the Visalia Rawhide on 5/4/2021.
- 🏆 While in Visalia (62 G, 5/4-8/1/2021) he tied 1st in 2B (15) and XBH (26), led the team in AVG (.259) and H (64) while coming in 2nd for RBI (42), SLG (.449) and R (42).
- 🏆 During his brief stint with the Sod Poodles at the end of last season (9/6-9/18/2022), earned the crown for hits (13) and shared the throne for TB (19) and homers (2).
- 🏆 He earned the 5th best batting average (.276, 129-for-468) in the D-backs organization among players with at least 115 games played in 2022.
- 🏆 Hit the first Grand Slam for Amarillo in 2023 (6/4 vs SPR) and was the first AMA player in 2023 with a multi-HR effort in the same game (6/10 @ MID)

TEAM BATTING

OVERALL

	AVG	G	AB	R	H	TB	2B	3B	HR	RBI	BB	SO	SB	CS	OBP	SLG	OPS
	.265	71	2402	407	637	1052	122	19	85	379	263	662	99	26	.344	.438	.782

MONTHLY

APRIL	.260	21	718	120	187	307	33	6	25	112	79	214	35	8	.336	.428	.764
MAY	.236	26	845	123	199	319	41	5	23	114	95	231	33	9	.318	.378	.696
JUNE	.299	24	839	164	251	426	48	8	37	153	89	217	31	9	.378	.508	.886
JULY	-	-	-	-	-	-	-	-	-	-	-	-	-	-	-	-	-
AUGUST	-	-	-	-	-	-	-	-	-	-	-	-	-	-	-	-	-
SEPTEMBER	-	-	-	-	-	-	-	-	-	-	-	-	-	-	-	-	-

HOME VS. ROAD

HOME	.303	32	1086	220	329	561	63	8	51	211	105	287	46	7	.370	.517	.887
ROAD	.234	39	1316	187	308	491	59	11	34	168	158	375	53	19	.323	.373	.696

SITUATIONAL SPLITS

	AVG	G	AB	H	TB	2B	3B	HR	RBI	BB	SO	OBP	SLG	OPS
VS RIGHT	.267	71	1956	522	864	101	14	71	315	219	538	.348	.442	.790
VS LEFT	.258	39	446	115	188	21	5	14	64	44	124	.327	.422	.749
W/ RISP	.291	71	708	206	338	39	9	25	292	94	207	.372	.477	.849
TEAM IS AHEAD	.264	51	869	229	357	54	7	20	134	94	231	.344	.411	.755
TEAM IS BEHIND	.271	53	1041	282	469	43	6	44	178	122	275	.354	.451	.805

HOME RUNS

MULTI-RBI GAMES

MULTI-HIT GAMES

PLAYER	SOLO	2R	3R	GS	TOTAL	2	3	4	5+	TOTAL	2	3	4	5+	TOTAL
Beer	1	2			3	5	1			6	6	1	2		9
Bliss	8	2	1		11	6	3			9	21	10			31
Castillo	3	1	1		5	1	2			3	6	1			7
Centeno	1				1	3				3	12	2			14
Dalesandro											4	1			5
De Los Santos	2	5			7	4	2			6	11	3			14
Del Castillo	5	3	2		10	4	3	2		9	15	1			16
Duzenack	2		1		3	5	2			7	5	2			7
English	4	1	1		6	3	1	1		5	5				5
Enriquez						3				3	4	1	1		6
Guzman		1			1	1	1			2	1	1			2
Lawlar	4	5	1		10	4	1	1		6	11	3			14
Roberts	1	3	1		5	7	2			9	10	2			12
Tawa	6	2	2		10	5	2		1	7	12	2			14
Vicuña			1		1		1			1					
Vukovich	8	3		1	12	2	7	2		11	13	3			16
Watkins						1				1					
TOTALS:	45	28	11	1	85	54	28	6	1	88	135	33	3	0	171

HOME RUN VARIANTS

WALK-OFF HR (0):

BACK-TO-BACK HR (3): English/Vukovich (4/16 vs. CC, 7th inning); Roberts/Vukovich (6/3 vs. SPR, G1, 6th inning); Del Castillo/De Los Santos (6/13 vs SA, 7th inning)

MULTI-HR GAMES (2): Vukovich (2, 6/10 @ MID); Tawa (2, 6/29 vs TUL)

EXTRA-INNING HR (0):

GRAND SLAMS (1): Vukovich (6/4 vs. SPR, 5th inning)

INSIDE-THE-PARK HR (0):

PINCH-HIT HR (0):

HR IN CONSECUTIVE GAMES (12): Vukovich (3x: 5/5-6 @ CC; 6/1-6/3 G1 vs SPR; 6/17-18 vs SA); Bliss (2x: 5/5-6 @ CC; 6/10 @ MID - 6/13 vs SA); Del Castillo (2x: 5/30-31 vs. SPR; 6/8-10 @ MID); Tawa (2x: 5/28 @ SA - 5/30 vs. SPR; 6/3/4 vs. SPR); Lawlar (4/15 vs. CC - 4/18 @ NWA); English (4/23 @ NWA - 4/25 vs. FRI); Roberts (6/25 @ CC, 6/28 vs TUL)

LEAD OFF HR (8): Bliss (6x: 4/27 vs. FRI; 5/10 vs. MID; 5/18 @ FRI; 6/10 @ MID; 6/13 vs SA; 6/22 @ CC); Tawa (6/4 vs. SPR); Duzenack (6/11 @ MID)

BATTING (CONT.)



STARTS BY BATTING ORDER (TEAM RECORD)										STARTS BY POSITION (TEAM RECORD)								
PLAYER	1	2	3	4	5	6	7	8	9	C	1B	2B	3B	SS	LF	CF	RF	DH
Beer			1-1	17-9							17-9							1-1
Bliss	30-32											25-25		4-5				2-2
Castillo							1-1	8-16	11-6		2-3				3-4	3-6	10-5	2-5
Centeno		1-2	2-1	0-2		2-0	5-4	7-4	3-4	14-8								6-9
Dalesandro							1-2	2-1	12-13	0-1					3-1	10-13	2-1	
De Los Santos				9-9	8-15	13-6	1-1				6-9		25-22					
Del Castillo			0-1	4-4	14-6	4-10	6-8			15-21								13-8
Duzenack	4-0	2-1				0-1	2-3	2-3	4-0			2-1	2-3	2-2	4-1	2-1	2-0	
English			7-5	1-0	1-1		1-0	1-1			8-3				1-2			2-2
Enriquez	1-1	0-1	4-8	0-1		1-0	2-5	6-2	2-5							2-0	13-21	1-2
Guzman							2-3		2-2						3-4		1-1	
Lawlar		32-28												30-27				1-1
Roberts			8-12	1-0	0-3	2-1	10-3	0-1		7-5	2-5				5-5		2-4	5-1
Tawa	1-2	1-3		0-1	7-6	6-10	5-5	7-3				9-9	1-3		5-3	9-10	2-2	1-2
Vicuña								3-4	0-3				1-1	0-1	0-5		2-0	0-1
Vukovich			14-7	4-9	6-4	8-7					1-6		7-6		11-9	10-5	2-0	1-1
Watkins									2-2						1-1		0-1	1-0

5+ GAME HITTING STREAKS (CURRENT IN BOLD)						
PLAYER	LENGTH / DATES	STREAK STATS				
Castillo	14 G, 6/4-28	.352 (19-for-54), 3 HR, 2 2B, 3B, 12 RBI, 12 R, 4 SB				
English	12 G, 4/19-5/2	.370 AVG (17-for-46), 6 2B, 4 HR, 16 RBI, 7 BB, 8 R				
Vukovich	11 G, 4/29-5/16	.348 AVG (16-for-46), 3 2B, 3 HR, 3B, 9 RBI, BB, 9 R				
Bliss	10 G, 4/6-4/19	.438 AVG (21-for-48), 3 2B, 2 3B, HR, 8 RBI, 8 R				
Del Castillo	10 G, 5/19-5/31	.406 AVG (13-for-32), 2 2B, 2 HR, 8 RBI, 9 BB, 7 R				
Tawa	10 G, 5/28-6/15	.395 AVG (15-for-38), 4 HR, 2 2B, 10 RBI, 3 BB, 6 R				
Dalesandro	9 G, 5/28-6/24	.407 AVG (11-for-27), 3B, RBI, 4 BB, 3 SB, 5 R				
Bliss	9 G, 6/8-18	.395 AVG (17-for-43), 3 HR, 4 2B, 3B, 13 RBI, 10 R				
Bliss	9 G, 5/4-5/14	.459 (17-for-37), 4 2B, 4 HR, 8 RBI, 4 BB, 10 R, 3 SB				
Bliss	9 G, 5/23-6/3	.357 AVG (15-for-42), 2B, 3B, 2 BB, 3 RBI, 6 SB, 8 R				
Lawlar	9 G, 6/6-15	.410 AVG (16-for-39), 2HR, 4 2B, 3B, 4 RBI, 4 BB, 14 R				
Lawlar	9 G, 5/23-6/3	.389 AVG (14-for-36), 3 2B, 2 HR, 3 BB, 6 RBI, 3 SB, 6 R				
Bliss	8 G, 4/21-5/2	.412 AVG (14-for-34), 5 2B, HR, 6 RBI, 2 BB, 10 R, 2 SB				
Centeno	7 G, 6/9-29	.310 AVG (9-for-29) 2 2B, 2 R				
Duzenack	7 G, 6/15-24	.429 AVG (12-for-28) 3 2B, 2 HR, 9 RBI, 6 R, 2 BB				
Vukovich	7 G, 5/30-6/6	.357 AVG (10-for-28), 3 HR, 4 2B, 3B, 10 RBI, SB, 9 R				
Centeno	6 G, 5/20-6/4	.391 AVG (9-for-23), 2 2B, 4 RBI, R				
Lawlar	6 G, 6/17-25	.250 AVG (7-for-28), HR, 2 2B, 3B, 5 RBI, BB, 4 R				
Lawlar	6 G, 4/12-19	.318 AVG (7-for-22), 2 2B, 2 HR, 5 RBI, 3 BB, 4 R				
Tawa	5 G, 6/23-29	.286 AVG (6-for-21) 2 HR, 2 2B, 3B, 7 RBI, 3 R, BB				
Del Castillo	5 G, 6/23-29	.533 AVG (8-for-15) HR, 2 2B, 5 RBI, 7 BB, 4 R				

FIELDING

CATCHER'S BOX (W/L BASED ON STARTS)						
PLAYER	CS	SB	ATT	CS %	PB	W-L
Centeno	5	19	24	.208	3	14-8
Dalesandro	0	4	4	.000	0	0-1
Del Castillo	12	36	47	.255	6	15-21
Roberts	5	12	17	.294	4	7-5
TOTAL	22	70	92	.239	13	36-35

TEAM FIELDING						
%	G	PO	A	E	DP	PB
.979	71	1844	593	52	41	13

MULTI-RUN INNINGS		
RUNS	NO. OF TIMES	LAST
2	51	6/29 vs TUL, 4th inning
3	24	6/28 vs TUL, 8th inning
4	13	6/23 @ CC, 8th inning
5	4	6/13 vs SA, 7th inning
6	3	6/17 vs SA, 4th inning
7	5	6/29 vs TUL, 1st inning
8+	-	

SCORE BY INNING												
	1	2	3	4	5	6	7	8	9	10	11+	TOTAL
OPP	62	40	52	43	73	65	41	27	27	2	-	432
AMA	55	27	38	44	47	51	69	51	22	3	-	407

ERRORS BY POSITION		
POSITION	SOD POODLES	OPPONENT
C	10	4
1B	6	7
2B	7	5
3B	9	9
SS	6	9
LF	2	2
CF	2	2
RF	2	2
P	8	9
TOTAL	52	49

NOTABLE GAMES



AMARILLO HAVE 5 OR FEWER HITS		
DATE	HITS	OPPONENT
4/15	4	CC
4/20	4	@NWA
4/22	3	@NWA
4/27	5	FRI
5/2	5	@CC
5/4	2	@CC
5/12	5	MID
5/14 (G2)	4	MID
5/16	2	@FRI
5/18	2	@FRI
5/19	4	@FRI
5/21	4	@FRI
5/26	5	@SA
6/20	4	@CC
TOTAL: 14 (4 HOME, 10 ROAD)		

OPPONENTS HAVE 5 OR FEWER HITS		
DATE	HITS	OPPONENT
4/7	3	@FRI
4/19	2	@NWA
4/20	4	@NWA
4/27	5	FRI
5/2	3	@CC
5/3	5	@CC
5/4	5	@CC
5/14 (G1)	2	MID
5/21	3	@FRI
5/26	5	@SA
5/27	2	@SA
5/30	3	SPR
6/1	5	SPR
6/3 (G2)	4	SPR
6/7	3	@MID
6/11	3	@ MID
6/24	5	@ CC
6/25	5	@ CC
TOTAL: 18 (5 HOME, 13 ROAD)		

AMARILLO HAVE 10 OR MORE RUNS		
DATE	RUNS	OPPONENT
4/12	13	CC
4/14	10	CC
4/26	12	FRI
4/29	11	FRI
5/5	12	@CC
5/14 (G1)	10	MID
6/8	12	@MID
6/10	13	@ MID
6/13	15	vs SA
6/29	12	vs TUL
TOTAL: 10 (7 HOME, 3 ROAD)		

OPPONENTS HAVE 10 OR MORE RUNS		
DATE	RUNS	OPPONENT
4/6	12	@FRI
4/12	10	CC
4/14	13	CC
4/16	11	CC
4/18	16	@NWA
4/26	11	FRI
4/28	12	FRI
4/30	12	FRI
5/6	12	@CC
5/9	11	MID
5/11	16	MID
5/14 (G2)	13	MID
5/17	10	@FRI
5/23	14	@SA
5/31	13	SPR
6/10	10	@MID
6/15	11	vs SA
6/16	12	vs SA
6/18	11	vs SA
6/20	12	@CC
TOTAL: 20 (13 HOME, 7 ROAD)		

EXTRA INNING GAMES (4) 2-2

DATE	OPP	RESULT	SCORE	W	L	S	TIME
4/20	@NWA	W (10)	3-2	Otanez, M (1-0)	Biasi, D (1-1)	Rice, J (1)	3:08
4/26	FRI	W (10)	12-11	Workman, B (1-0)	Church, M (0-1)	-	3:24
5/20	@FRI	L (10)	8-7	Kelly, A (2-0)	Stumpo (0-1)	-	3:26
6/3 (G1)	SPR	L (8)	5-4	Roycroft, C (1-0)	Backhus, K (0-1)	Granillo, A (2)	2:26

PINCH HITTER TOTALS

PLAYER	DATE	SITUATION	RESULT
Watkins	5/9	Bot. 8, 2 outs	Triple

DOUBLEHEADERS (2) 2-2

DATE	OPP	RESULT	SCORE	W	L	S	TIME
5/14 (G1)	MID	W	10-1	Albright, L (2-2)	Ginn, J (0-2)	-	1:40
5/14 (G2)	MID	L	13-1	Tomioka, S (1-0)	Hill, J (0-3)	-	2:32
6/3 (G1)	SPR	L (8)	5-4	Roycroft, C (1-0)	Backhus, K (0-1)	Granillo, A (2)	2:26
6/3 (G2)	SPR	W	6-1	Olivero, D (2-4)	Hernandez, K (5-2)	-	1:39

WALK-OFF WINS

DATE	SCORE	GAME-WINNING PLAY
4/26	12-11 (10th)	Lawlar RBI-double
6/1	3-2 (7th)	Duzenack two RBI Single

SHUTOUTS (6) 4-2

DATE	OPP	RESULT	SCORE	W	L	S	TIME
4/19	@NWA	W	5-0	Jarvis, B (2-1)	Veneziano, A (1-1)	-	2:29
4/21	@NWA	L	5-0	Hoffmann, A (2-1)	Hill, J (0-1)	-	2:26
4/22	@NWA	L	5-0	Marsh, A (1-0)	Patrick, C (0-3)	-	2:14
5/3	@CC	W	3-0	Pope, A (1-0)	Kouba, R (1-1)	Backhus, K (4)	2:15
5/27	@SA	W	1-0	Patrick, C (2-5)	Snider, D (0-3)	-	2:30
6/7	@MID	W	4-0	Green, J (1-0)	Cusick, R (3-3)	-	2:35

#14 RYLE BACKHUS - LHP				2023 HIGHS: IP - 2.0, K - 4, BB - 2, H - 3, R - 5, ER - 5				RECENT APPEARANCES					
HEIGHT: 6'4"		WEIGHT: 185		B/T: L/L		AGE: 25 (1/31/1998 in New Waverly, TX)							
25 G	2-2	6/8 SV/SVO	39/13 K/BB	4.96 ERA									
OVERALL: 25 G, 2-2, 32.2 IP, 33 H, 18 ER, 6 HR, 39 K, 13 BB JUNE: 10 G, 2-2, 2/4 SVO, 5.25 ERA, 12.0 IP, 13 H, 3 HR, 8 R, 7 ER, 14 K, 6 BB										DATE DEC P-S IP H R ER HR BB SO IR/S			
LAST 10 G: 2-2, 5.25 ERA, 12.0 IP, 13 H, 3 HR, 8 R, 7 ER, 14 K, 6 BB VS TUL: 1 G, 1-0, 4.50 ERA, 2.0 IP, 3 H, HR, ER, K										5/25 ND 10-8 1.0 0 0 0 0 0 1 0/0			
<div>Named the D-backs MiLB.com Organization All-Star last season.</div> <div>Allowed no earned runs in 30 of his 40 appearances in 2022 and logged his season high 2.0 IP 11 separate times.</div> <div>From 5/14-8/26/2022 (34.2 IP), he held his opponent to 0 earned runs in 22 out of 26 straight appearances, allowing just seven (7) earned runs total (1.84 ERA) with his 61 punchies across 39.0 innings in Hillsboro in 2022 being good for a 14.1 K/9.</div> <div>In his first 10 games this season, he wielded a 4.00 K:BB (16 K, 4 BB) and held his opponent scoreless seven times.</div>										5/29 ND 34-22 2.0 3 0 0 0 0 3 0/0			
										6/1 ND 17-11 1.1 0 0 0 0 0 1 3 1/0			
										6/3 (G2) L 24-16 1.0 1 1 0 0 0 1 0/0			
										6/6 ND 6-4 0.1 1 0 0 0 0 0 2/1			
										6/9 S (5) 16-8 1.0 0 0 0 0 0 1 1 0/0			
										6/11 S (6) 18-11 1.0 0 0 0 0 0 1 1 0/0			
										6/15 L (2) BS (1) 25-17 1.1 3 2 2 1 0 1 2/2			
										6/18 ND 21-16 1.0 2 1 1 1 0 2 0/0			
										6/22 W (1) BS (2) 44-28 2.0 1 1 1 0 2 2 0/0			
										6/25 ND 21-13 1.0 2 2 2 0 1 2 0/0			
										6/28 W (2) 32-21 2.0 3 1 1 1 0 1 0/0			
2023 SPLITS		VS. RHB: .274/.322/.524, 23 H, 42 B, 3B, 12 RBI, 26 K, 5 BB HOME: 11 G, 1-2, 9.45 ERA, 13.1 IP, 16 H, 15 R, 14 ER, 6 HR, 18 K, 7 BB W/ RISP: .194/.219/.419, 6 H, HR, 2 BB, 3B, 12 RBI, 11 K				VS. LHB: .227/.358/.396, 10 H, 4 2B, HR, 6 RBI, 13 K, 8 BB AWAY: 14 G, 1-0, 1.86 ERA, 19.1 IP, 4 ER, 17 H, 21 K, 6 BB				LAST WIN: 6/28/23 vs TUL LAST LOSS: 6/15/23 vs. SA LAST SAVE: 6/11/23 @ MID			
#20 JEFF BAIN - RHP				2023 HIGHS: IP - 6.0, K - 8, BB - 3, H - 9, R - 8, ER - 7				RECENT APPEARANCES					
HEIGHT: 6'4"		WEIGHT: 200		B/T: R/R		AGE: 27 (3/3/1996 in Montebello, CA)							
17 G (6 GS)	1-3	-/- SV/SVO	42/16 K/BB	6.93 ERA									
OVERALL: 17 G, 6 GS, 1-3, 6.93 ERA, 50.2 IP, 64 H, 48 R, 39 ER, 14 HR, 42 K, 16 BB JUNE: 4 G, 3 GS, 0-1, 10.05 ERA, 14.1 IP, 25 H, 17 R, 16 ER, 5 HR, 18 K, 5 BB										DATE DEC P-S IP H R ER HR BB SO IR/S			
LAST 10 G: 6 GS, 1-2, 6.81 ERA, 35.2 IP, 45 H, 29 R, 27 ER, 8 HR, 32 K, 11 BB VS TUL: --										4/27 L (1) 33-23 1.1 4 4 1 1 2 1/0			
<div>Named the Midwest League Mid-Season All-Star in 2018 and the California League Mid-Season All-Star in 2019.</div> <div>Made his professional debut, finishing the season 3-1 with a 4.09 ERA in 14 relief appearances in 2017.</div> <div>Set a career-high with 13 strikeouts on 6/8 vs. Modesto and had eight (8) quality starts in 2019.</div> <div>Finished 3rd in the ARI farm system in wins (9) and T-3rd in games pitched (45) across 55 total games with Amarillo and Reno.</div>										5/2 ND 24-16 1.2 0 0 0 0 1 2 1/0			
										5/6 ND 53-33 2.1 2 3 0 2 3 2/1			
										5/11 ND 45-32 3.0 4 2 2 0 0 4 1/0			
										5/14 (G2) ND 29-22 2.0 2 0 0 0 0 3 0/0			
										5/18 L (2) 58-39 4.0 5 5 5 3 1 2 -			
										5/24 ND 63-41 5.0 5 1 1 0 0 1 -			
										5/30 W (1) 74-43 5.0 2 1 0 0 3 1 -			
										6/4 ND 76-52 6.0 7 3 3 1 0 4 -			
										6/10 ND 75-48 3.0 9 7 7 2 1 4 -			
										6/16 L (3) 95-56 4.0 9 8 6 2 3 3 8 -			
										6/22 ND 24-16 1.1 1 0 0 0 1 2 1/0			
2023 SPLITS		VS. RHB: .280/.339/.542, 31 H, 7 2B, 3B, 6 HR, 16 RBI, 24 K, 7 BB HOME: 8 G (3 GS), 1-2, 6.58 ERA, 26.0 IP, 30 H, 21 R, 19 ER, 6 HR, 25 K, 9 BB ROAD: 9 G (3 GS), 0-1, 7.30 ERA, 24.2 IP, 34 H, 27 R, 20 ER, 8 HR, 17 K, 7 BB W/ RISP: .302/.368/.683, 19 H, 3 2B, 7 HR, 37 RBI, 14 K, 6 BB				VS. LHB: .340/.416/.722, 33 H, 9 2B, 2 3B, 8 HR, 32 RBI, 18 K, 9 BB AWAY: 9 G (3 GS), 0-1, 7.30 ERA, 24.2 IP, 34 H, 27 R, 20 ER, 8 HR, 17 K, 7 BB				LAST WIN: 5/30/23 vs. SPR LAST LOSS: 6/16/23 vs. SA LAST SAVE: 6/25/22 @ CC			
#38 CONOR GRAMMES - RHP				2023 HIGHS: IP - 2.0, K - 3, BB - 4, H - 2, R - 3, ER - 2				RECENT APPEARANCES					
HEIGHT: 6'1"		WEIGHT: 200		B/T: R/R		AGE: 25 (7/13/1997 in McLean, VA)							
10 G	2-1	0/2 SV/SVO	16/13 K/BB	3.95 ERA									
OVERALL: 10 G, 2-1, 2 HLD, 13.2 IP, 10 H, 6 ER, 16 K, 13 BB JUNE: 9 G, 1-1, 4.63 ERA, 11.2 IP, 10 H, 6 ER, 13 K, 12 BB										DATE DEC P-S IP H R ER HR BB SO IR/S			
LAST 10 G: 2-1, 3.95 ERA, 13.2 IP, 10 H, 6 ER, 16 K, 13 BB VS. TUL: 1 G, 0-0, 0.00 ERA, 1.0 IP, 2 K, B										5/28 W 25-14 2.0 0 0 0 0 1 3 0/0			
<div>Selected by the Arizona Diamondbacks 5th round of the 2019 MLB draft out of Xavier University (Cincinnati, OH).</div> <div>In games where he logged at least 2.0 innings on the bump (6 G) in 2022, he also posted his most single-game strikeouts, encompassing both of his five (8/4 & 8/13) and four K (8/9 & 8/30) performances.</div> <div>Across a 12 game stretch, he logged at least two strikeouts in all but one relief appearances from 7/15-9/3/22 (19.0 IP), logging 36 total punch outs (17.1 K/9) across the stretch.</div>										6/1 W 14-9 1.0 1 0 0 0 1 0 0/0			
										6/4 L, BS 31-15 1.1 1 1 1 0 3 2 3/1			
										6/8 H (1) 30-15 2.0 2 0 0 0 1 2 0/0			
										6/11 H (2) 21-10 1.0 0 0 0 0 1 2 0/0			
										6/15 ND 43-23 1.2 2 2 2 0 4 1 0/0			
										6/18 ND 14-12 2.0 2 1 1 0 0 2 0/0			
										6/20 ND 6-4 1.0 0 0 0 0 0 0 0/0			
										6/22 BS (2) 27-14 0.2 2 3 2 1 1 2 0/0			
										6/28 ND 23-12 1.0 0 0 0 0 1 2 0/0			
2023 SPLITS		VS. RHB: .125/.313/.208, 3 H, 2 2B, 2 RBI, 11 K, 6 BB, 32 PA HOME: 5 G, 1-1, 5.14 ERA, 7.0 IP, 6 H, 4 ER, 7 K, 9 BB W/ RISP: .063/.273/.063, H, 3 RBI, 6 K, 5 BB, 22 PA				VS. LHB: .333/.500/.476, 7 H, HR, 4 RBI, 5 K, 7 BB, 28 PA AWAY: 5 G, 1-0, 2.70 ERA, 2 HLD, 6.2 IP, 4 H, 9 K, 4 BB				LAST WIN: 6/1/23 vs. SPR LAST LOSS: 6/4/23 vs. SPR LAST SAVE: 5/21/23 @ EUG (A+)			
#35 JOSH GREEN - RHP				2023 HIGHS: IP - 3.0, K - 4, BB - 2, H - 3, R - 2, ER - 2				RECENT APPEARANCES					
HEIGHT: 6'3"		WEIGHT: 211		B/T: R/R		AGE: 27 (8/31/1995 in Baton Rouge, LA)							
17 G	1-0	3/3 SV/SVO	23/7 K/BB	2.36 ERA									
OVERALL: 17 G, 1-0, 26.2 IP, 17 H, 7 ER, 2 HR, 23 K, 7 BB JUNE: 8 G, 1-0, 0.00 ERA, 3 SV, 11.1 IP, 6 H, 10 K, 2 BB										DATE DEC P-S IP H R ER HR BB SO IR/S			
LAST 10 G: 1-0, 3 SV, HLD, 0.59 ERA, 15.1 IP, 9 H, ER, 12 K, 3 BB VS. TUL: 1 G, 0-0, SV, 0.1 IP										4/28 ND 49-28 1.2 3 2 2 0 1 0 0/0			
<div>Former NWL Mid-Season All-Star (2018), NWL Post-Season All-Star (2018), CAL Pitcher of the Week (6/30/2019) and Baseball America High Class A All-Star (2019).</div> <div>Began his professional career in Hillsboro and made his professional and A(Short) debut on 6/16/18 and tossed 1.0 innings and allowed one (1) ER on three (3) hits and a walk.</div> <div>Has an eight game stretch from June 3-29 without a run allowed...In 11.1 IP has allowed just six hits with 10 K and 2 BB.</div>										4/30 ND 14-11 1.0 0 0 0 0 0 1 0/0			
										5/3 H 20-16 2.0 1 0 0 0 0 1 0/0			
										5/5 ND 28-20 2.0 2 1 1 0 1 1 0/0			
										6/3 (G2) ND 17-10 1.0 1 0 0 0 0 1 0/0			
										6/7 W (1) 27-15 2.0 0 0 0 0 1 1 0/0			
										6/10 S (1) 11-7 1.0 1 0 0 0 0 1 0/0			
										6/14 ND 20-17 2.0 1 0 0 0 0 3 0/0			
										6/17 S (2) 19-11 1.0 1 0 0 0 0 0 0/0			
										6/21 ND 19-14 2.0 2 0 0 0 0 2 0/0			
										6/25 ND 27-17 2.0 0 0 0 0 0 1 2 0/0			
										6/29 S (3) 4-2 0.1 0 0 0 0 0 0 3/0			
2023 SPLITS		VS. RHB: .138/.219/.259, 8 H, 2 3B, HR, 6 RBI, 13 K, 6 BB HOME: 10 G, 0-0, 4.26 ERA, 12.2 IP, 10 H, 6 ER, 2 HR, 12 K, 3 BB W/ RISP: .105/.150/.211, 2 H, 3B, 4 RBI, 4 K				VS. LHB: .243/.317/.378, 9 H, 2 2B, HR, RBI, 10 K, BB AWAY: 7 G, 1-0, 0.64 ERA, 14.0 IP, R, ER, 7 H, 11 K, 4 BB				LAST WIN: 6/7/23 @ MID LAST LOSS: 8/3/22 @ FRI LAST SAVE: 6/29/23 vs. TUL			
#40 CHRISTIAN MONTES DE OCA - RHP				2023 HIGHS: IP - 2.1, K - 3, BB - 2, H - 5, R - 3, ER - 3				RECENT APPEARANCES					
HEIGHT: 6'4"		WEIGHT: 230		B/T: R/R		AGE: 23 (8/30/1999 in Santo Domingo, Dominican Republic)							
19 G	0-1	2/3 SV/SVO	20/14 K/BB	5.79 ERA									
OVERALL: 19 G, 0-1, 6 HLD, 23.1 IP, 20 H, 15 ER, HR, 20 K, 14 BB JUNE: 3 G, 0-0, 2.70 ERA, 3.1 IP, H, ER, 2 K, 4 BB										DATE DEC P-S IP H R ER HR BB SO IR/S			
LAST 10 G: 0-1, 8.44 ERA, 10.2 IP, 15 H, 10 R, 10 ER, 6 K, 8 BB VS. SA: 2 G, 0-1, 13.50 ERA, HLD, 0/1 SVO, 1.1 IP, 3 H, 2 ER, 2 BB										5/4 ND 8-6 1.0 0 0 0 0 0 1 0/0			
<div>Allowed runs in just two of his 10 games with Low-A Visalia to begin his professional career in 2022.</div> <div>Made his professional debut on 4/21/2022 vs. San Jose tossing two scoreless innings where he struck out five batters.</div> <div>Was a perfect 13-for-13 in save opportunities, tied for the most in the Diamondbacks farm system in 2022.</div> <div>By April's end, he earned a 1.02 WHIP and a .139 BAA (5-for-36) in seven relief appearances (10.2 IP).</div>										5/7 ND 12-8 1.0 0 0 0 0 0 0 0/0			
										5/10 ND 24-14 1.0 1 1 1 0 1 1 0/0			
										5/14 (G2) ND 20-18 1.0 5 3 3 0 0 0 0/0			
										5/18 ND 20-14 1.0 3 2 2 0 0 1 0/0			
										5/21 S 10-6 1.0 0 0 0 0 0 1 0/0			
										5/24 L, BS 15-10 0.1 3 2 2 0 1 0 0/0			
										5/28 H (4) 20-12 1.0 0 0 0 0 0 1 0 0/0			
										5/31 ND 30-19 2.0 2 1 1 0 1 1 0/0			
										6/4 H (5) 22-12 0.1 1 1 1 0 2 1 0/0			
										6/8 ND 24-12 2.0 0 0 0 0 0 1 0 0/0			
										6/11 H (6) 18-11 1.0 0 0 0 0 0 1 1 0/0			
2023 SPLITS		VS. RHB: .179/.233/.268, 10 H, HR, 3B, 6 RBI, 16 K, 4 BB HOME: 8 G, 9.31 ERA, 0-0, 9.2 IP, 10 ER, 13 H, 9 K, 8 BB W/ RISP: .385/.452/.500, 10 H, 3 2B, 12 RBI, 10 K, 4 BB				VS. LHB: .333/.488/.500, 10 H, 5 2B, 9 RBI, 4 K, 10 BB AWAY: 11 G, 0-1, 3.29 ERA, 13.2 IP, 7 H, 5 ER, HR, 11 K, 6 BB				LAST WIN: N/A LAST LOSS: 5/24/23 @ SA LAST SAVE: 5/21/23 @ FRI			
#21 GERALD OGANDO - RHP				2023 HIGHS: IP --, K --, BB --, H --, R --, ER --				RECENT APPEARANCES					
HEIGHT: 6'4"		WEIGHT: 218		B/T: R/R		AGE: 25 (7/3/1997 in Villa La Mata, Dominican Republic)							
0 G	0-0	-/- SV/SVO	-/- K/BB	-- ERA									
OVERALL: -- JUNE: -- VS. TUL: --										DATE DEC P-S IP H R ER HR BB SO IR/S			
<div>Signed by the Arizona Diamondbacks as a minor league free agent on May 12, 2017 out of Santo Domingo, D.R.</div> <div>His 24 games so far in 2023 are already a career-high for appearances in his professional career.</div> <div>Between High-A Hillsboro and the Arizona Complex league in 2023, he carries a 3-1 record with a 4.05 ERA, converting on 2/3 SVO</div> <div>Tossed 15 scoreless appearances in his 21 games during the 2022 season over 30.2 IP...Went 3-1 with a 3.23 ERA</div>										LAST WIN: 6/17/23 vs ACL SF (RK) LAST LOSS: 5/31/23 @ EVE (A+) LAST SAVE: 6/15/23 @ ACL LAD (RK)			
2023 SPLITS		VS. RHB: -- HOME: -- W/ RISP: --				VS. LHB: -- ROAD: --							

#41 MICHEL OTANEZ - RHP				2023 HIGHS: IP - 2.0, K - 3, BB - 3, H - 3, R - 2, ER - 2				RECENT APPEARANCES			
HEIGHT: 6'4"				WEIGHT: 218		B/T: R/R		AGE: 25 (7/3/1997 in Villa La Mata, Dominican Republic)			
10 G		1-1		0/2 sv/svo		22/5 K/BB		3.09 ERA			
OVERALL: 10 G, 1-1, 3.09 ERA, 11.2 IP, 8 H, 4 ER, 2 HR, 22 K, 5 BB JUNE: 3 G, 0-0, 0.00 ERA, 3.2 IP, 7 K, 3 BB											
LAST 10 G: 1-1, 3.09 ERA, 11.2 IP, 8 H, 4 ER, 2 HR, 22 K, 5 BB VS. TUL: 1 G, 0-0, 0.00 ERA, 0.2 IP, 2 K, 3 BB											
<p>👉 Entering his 6th professional season, having been in professional ball since his 2016 debut season in the Mets system.</p> <p>👉 During his debut season, he posted a 1-1 record with a 4.64 ERA across five starts in the Dominican Summer League.</p> <p>👉 This year marks the first year being apart of the D-backs organization, being signed as a minor league free agent on November 14, 2022.</p> <p>👉 Through his first five appearances this season, he posted a 3.00 ERA (2 ER, 6.0 IP) with a 5.5 K:BB (11 K, 2 BB).</p>											
2023 SPLITS		VS. RHB: .167/.265/.300, 5 H, 2B, HR, RBI, 16 K, 3 BB HOME: 3 G, 0-0, 2.70 ERA, 3.1 IP, 4 H, HR, ER, 6 K, 5 BB W/ RISP: .067/.176/.133, H, 2 RBI, 9 K, BB				VS. LHB: .250/.400/.667, 3 H, 2B, HR, 3 RBI, 6 K, 2 BB AWAY: 7 G, 1-1, 3.24 ERA, 8.1 IP, 4 H, 3 ER, HR, 16 K, HB				LAST WIN: 5/28/23 @ ELP (AAA) LAST LOSS: 5/25/23 @ SA LAST SAVE: 8/23/22 vs. WOR (AAA)	
#18 AUSTIN POPE - RHP				2023 HIGHS: IP - 2.1, K - 5, BB - 3, H - 4, R - 4, ER - 3				RECENT APPEARANCES			
HEIGHT: 6'3"				WEIGHT: 210		B/T: R/R		AGE: 23 (10/26/1998 in White Plains, NY)			
22 G		2-0		-/- sv/svo		50/14 K/BB		3.00 ERA			
OVERALL: 22 G, 2-0, 3 HLD, 36.0 IP, 29 H, 13 R, 12 ER, 3 HR, 50 K, 14 BB JUNE: 7 G, 1-0, 2.03 ERA, HLD, 13.1 IP, 7 H, 3 R, 3 ER, 2 HR, 21 K, 6 BB											
LAST 10 G: 1-0, HLD, 3.06 ERA, 17.2 IP, 11 H, 7 R, 6 ER, 25 K, 7 BB VS. TUL: 1 G, 1-0, 0.00 ERA, 2.1 IP, 5 K, BB											
<p>👉 Former NWL Pitcher of the week (9/5/2021), which he earned while with High-A Hillsboro.</p> <p>👉 He will be spending his second season in the yellow city, logging 18 relief appearances with the Soddies in 2022, and posting an 8.49 ERA (28 ER, 29.2 IP).</p> <p>👉 In his first 10 appearances this season, he punched out 20 and walked six batters (3.33 K:BB) and wielded a 3.52 ERA (6 ER, 15.1 IP).</p> <p>👉 In 15 appearances since 5/3, holds a 2.36 ERA over 26.2 IP, allowing seven earned runs on 19 hits with 38 K and 10 walks.</p>											
2023 SPLITS		VS. RHB: .238/.306/.405, 20 H, 3 2B, 3B, 3 HR, 15 RBI, 33 K, 8 BB HOME: 11 G, 1-0, 2.76 ERA, 16.1 IP, 14 H, 5 ER, HR, HBP, 23 K, 5 BB W/ RISP: .114/.239/.143, 4 H, 2B, 12 RBI, 14 K, 6 BB				VS. LHB: .196/.288/.261, 9 H, 2B, 3B, RBI, 17 K, 6 BB AWAY: 11 G, 1-0, 3.20 ERA, 19.2 IP, 7 ER, 15 H, 27 K, 9 BB				LAST WIN: 6/29/23 vs TUL LAST LOSS: 6/2/22 vs. MID LAST SAVE: 5/14/22 vs. SPO (A+)	
#25 MITCHELL STUMPO - RHP				2023 HIGHS: IP - 2.1, K - 4, BB - 3, H - 4, R - 3, ER - 3				RECENT APPEARANCES			
HEIGHT: 6'2"				WEIGHT: 205		B/T: R/R		AGE: 26 (6/17/1996 in Raleigh, NC)			
14 G		1-2		-/- sv/svo		24/17 K/BB		7.56 ERA			
OVERALL: 14 G, 1-2, 2 HLD, 16.2 IP, 19 H, 17 R, 14 ER, 3 HR, 24 K, 17 BB JUNE: 6 G, 0-1, 10.13 ERA, HLD, 8.0 IP, 11 H, 10 R, 9 ER, 3 HR, 9 K, 4 BB											
LAST 10 G: 1-2, HLD, 7.62 ERA, 13.0 IP, 17 H, 3 HR, 14 R, 11 ER, 17 K, 11 BB VS. TUL: 1 G, 0-0, 10.80 ERA, 1.2 IP, H, 2 R, 2 ER, HR, 2 K, 3 BB											
<p>👉 Signed by the Arizona Diamondbacks as a minor league free agent on 7/2/2019 out of Guilford College (Guilford, NC).</p> <p>👉 In his debut season from 8/8-8/30, appeared in seven straight games (9.0 IP) without allowing a run, conceding just two hits, a plunk and three walks while fanning 12 for a 12.0 K/9 and a 4.0 strikeout to walk ratio.</p> <p>👉 Last season with Triple-A Reno, he finished the season with a 1.34 WHIP and a 10.6 K/9 (51 K, 43.1 IP)</p>											
2023 SPLITS		VS. RHB: .244/.347/.366, 10 H, HR, 2 2B, 8 RBI, 15 K, 6 BB HOME: 6 G, 1-0, 4.50 ERA, 8.0 IP, 6 H, 4 ER, 12 K, 7 BB W/ RISP: .292/.441/.333, 7 H, 2B, 12 RBI, 10 K, 7 BB				VS. LHB: .346/.526/.654, 9 H, 3B, 2 HR, 8 RBI, 9 K, 11 BB AWAY: 8 G, 0-2, 10.38 ERA, 8.2 IP, 13 H, 13 R, 10 ER, 2 HR, 12 K, 10 BB				LAST WIN: 5/31/23 vs. SPR LAST LOSS: 6/23/23 @ CC LAST SAVE: 4/12/23 vs. SAC (AAA)	
#29 RAFFI VIZCAINO - RHP				2023 HIGHS: IP - 2.0, K - 6, BB - 3, H - 2, R - 2, ER - 2				RECENT APPEARANCES			
HEIGHT: 6'0"				WEIGHT: 237		B/T: R/R		AGE: 27 (12/2/1995 in Sabana Grande, Dominican Republic)			
4 G		0-0		1/1 sv/svo		12/4 K/BB		5.40 ERA			
OVERALL: 4 G, 0-0, 5.0 IP, 3 R, 3 ER, 4 H, HR, 12 K, 4 BB JUNE: --											
LAST 10 G: 4 G, 0-0, 5.0 IP, 3 R, 3 ER, 4 H, HR, 12 K, 4 BB VS. TUL: --											
<p>👉 Entering his ninth professional season after taking a one year hiatus for the 2022 campaign, professionally debuting back in 2013.</p> <p>👉 During his debut 2013 season, he posted a 3.80 ERA across 11 game starts (47.1 IP) while punching out 41 batters.</p> <p>👉 This season will be his first in the yellow city and the third season that he spends time at the Double-A level.</p> <p>👉 In his most recent season (2021), he logged a 5.40 ERA (24 ER, 40.0 IP) in 32 relief appearances (2 GS).</p>											
2023 SPLITS		VS. RHB: .188/.235/.375, 3 H, HR, 3 RBI, 11 K, BB HOME: 2 G, 0-0, 9.00 ERA, 3.0 IP, 3 H, 3 ER, 8 K, 4 BB W/ RISP: .250/.250/.250, H, 2 RBI, 2 K				VS. LHB: .333/.667/.333, H, K, 3 BB AWAY: 2 G, 0-0, 0.00 ERA, 2.0 IP, H, 4 K				LAST WIN: 4/28/23 vs. SUG (AAA) LAST LOSS: 6/4/23 @ OKC (AAA) LAST SAVE: 4/8 @ FRI	

STARTERS:	W/L	Quality	IP	H	R	ER	HR	BB	SO	ERA
	17-24	10	301.0	329	222	206	41	177	281	6.16
RELIEVERS:	W/L	SV/OPP	IP	H	R	ER	HR	BB	SO	ERA
	19-11	15/26	313.2	283	210	189	46	181	376	5.42

PITCHER STARTS: Albright (14), Olivero (14), Patrick (14), Hill (13), Bain (6), Tineo (4), Jarvis (3), Solomon (2), Davies (1),

QUALITY CONTROL														
STARTING PITCHER	TOTAL STARTS	QUALITY STARTS	6-6.2 IP (0 ER)	6-6.2 IP (1 ER)	6-6.2 IP (2 ER)	6-6.2 IP (3 ER)	7-7.2 IP (0 ER)	7-7.2 IP (1 ER)	7-7.2 IP (2 ER)	7-7.2 IP (3 ER)	8-9 IP (0 ER)	8-9 IP (1 ER)	8-9 IP (2 ER)	8-9 IP (3 ER)
ALBRIGHT	14	3	-	1	1	1	-	-	-	-	-	-	-	-
BAIN	6	1	-	-	-	1	-	-	-	-	-	-	-	-
DAVIES	1	-	-	-	-	-	-	-	-	-	-	-	-	-
HILL	13	1	-	-	-	-	-	1	-	-	-	-	-	-
JARVIS	3	-	-	-	-	-	-	-	-	-	-	-	-	-
OLIVERO	14	1	-	1	-	-	-	-	-	-	-	-	-	-
PATRICK	14	3	-	-	-	2	1	-	-	-	-	-	-	-
SOLOMON	2	-	-	-	-	-	-	-	-	-	-	-	-	-
TINEO	4	-	-	-	-	-	-	-	-	-	-	-	-	-
	-	-	-	-	-	-	-	-	-	-	-	-	-	-
-	-	-	-	-	-	-	-	-	-	-	-	-	-	-
-	-	-	-	-	-	-	-	-	-	-	-	-	-	-
-	-	-	-	-	-	-	-	-	-	-	-	-	-	-
-	-	-	-	-	-	-	-	-	-	-	-	-	-	-

TEAM PITCHING																			
OVERALL																			
	W	L	ERA	G	CG	SHO	SV	SVO	IP	H	R	ER	HR	HB	BB	IBB	SO	WHIP	AVG
	36	35	5.78	71	0	4	15	26	614.2	612	432	395	87	45	358	3	657	1.58	.259

MONTHLY																			
APRIL	11	10	6.02	21	0	1	6	7	187.0	189	141	125	23	10	114	1	221	1.62	.260
MAY	10	16	5.86	26	0	2	4	8	219.2	216	157	143	26	14	140	1	235	1.62	.258
JUNE	15	9	5.50	24	0	1	5	11	208.0	207	134	127	38	21	104	1	201	1.50	.259
JULY	-	-	-	-	-	-	-	-	-	-	-	-	-	-	-	-	-	-	-
AUGUST	-	-	-	-	-	-	-	-	-	-	-	-	-	-	-	-	-	-	-
SEPTEMBER	-	-	-	-	-	-	-	-	-	-	-	-	-	-	-	-	-	-	-

HOME VS. ROAD TEAM PITCHING																			
	W	L	ERA	G	CG	SHO	SV	SVO	IP	H	R	ER	HB	BB	SO	WHIP	AVG		
HOME	16	16	6.72	32	0	0	5	9	280.0	304	227	209	20	175	297	1.71	.274		
ROAD	20	19	5.00	39	0	4	10	17	334.2	308	205	186	25	183	360	1.47	.246		

PITCHING STREAKS

CONSECUTIVE SCORELESS INNINGS										CONSECUTIVE SCORELESS APPEARANCES									
PLAYER	LENGTH (IP) - DATES			STREAK STATS						PLAYER	LENGTH - DATES			STREAK STATS					
Saalfrank	12.1 - 5/4-5/30			9 G, 3 H, 18 K, 5 BB, HB						Backhus	9 G - 5/18-6/11			10 H, 14 K, 4 BB, HB					
Green	11.1 - 6/3-29			8 G, 6 H, 10 K, 2 BB						Green	8 G, 6/3-29			6 H, 10 K, 2 BB, 42 BF					
Patrick	11.1 - 5/21-6/3			3 GS, 3 H, 12 K, 4 BB						Saalfrank	8 G - 5/7-5/30			3 H, 17 K, 5 BB, HB					
Backhus	10.2 - 5/18-6/11			9 G, 10 H, 14 K, 4 BB, HB						Pope	6 G - 5/26 - 6/16			4 H, 11 K, 35 BF					
Pope	10.1 - 5/26-6/20			7 G, 4 H, 13 K, 2 BB, HB						Backhus	6 G - 4/15-5/3			2 H, 2 BB, 9 K					
Backhus	9.1 - 4/12-5/6			8 G, 4 H, 12 K, 2 BB						Rice	4 G, 6/3-15			H, 3 K, 2 BB, HB					
Hill	7.1 - 4/8-4/15			2 GS, 6 H, 9 K, 4 BB, HBP						Pope	3 G, 5/10-19			6 H, 6 K, BB					
Goddard	6.0 - 4/26-5/9			4 G, 8 K, H						Rice	3 G, 5/14-19			0 H, 4 K, 0 BB 1 SV					
Workman	5.2 - 5/4-5/17			4 G, 4 H, 8 K, BB						Rice	3 G - 4/20-27			BB, 3 K					
Jarvis	5.1 - 4/13-4/19			2 GS, 9 K, 4 BB						Grammes	2 G, 6/8-11			2 H, 4 K, 2 BB					
Albright	5.0 - 5/2			1 GS, H, 7 K, 2 BB						Montes De Oca	2 G, 6/8-11			0 H, K, 2 BB					
Hill	4.2 - 6/24			1 GS, H, K, 3 BB						Saalfrank	2 G, 6/7-10			0 H, 3 K, 2 BB					
Hill	4.2 - 6/7			1 GS, 3 H, 5 K, 2 BB, HB						Fisher	2 G - 4/21-25			H, BB, 2 K					
Davies	4.2 - 5/20			1 GS, 3 H, 7 K, BB						Goddard	2 G - 4/28-5/5			H, 6 K					

EJECTIONS

PLAYER/COACH	DATE/LOCATION	UMPIRE	REASON
Shawn Roof	4/30, HODGETOWN vs. FRI	HP Jarrod Moehlmann	Arguing call
Shawn Roof	5/20, Riders Field @ FRI	3B Steven Rios Jr.	Arguing call
Shawn Roof	6/9, Momentum Bank Ballpark @ MID	3B Sean Sparling	Checked swing
Jamison Hill	6/18, HODGETOWN vs SA	1B Steven Rios Jr.	Words
Shawn Roof	6/18, HODGETOWN, vs SA	HP Malcom Smith	Arguing call

AWARDS

PLAYER/COACH	AWARD	DATES	STATS
Bryce Jarvis	TEX Pitcher of the Week	4/17-4/23/2023	W, 5.0 IP, 0 H, 8 K, 4 BB
Ryan Bliss	Texas League Player of the Month	April	.410 AVG (34-for-83), 2 HR, 14 RBI, 17 R, 18 G
Chad Patrick	TEX Pitcher of the Week	5/22-5/28/2023	W, 7.0 IP, 2 H, 6 K, 2 BB
Ryan Bliss	Texas League Player of the Month	May	.361 AVG (35-for-97), 5 HR, 13 RBI, 21 R, 23 G
Andrew Saalfrank	Amarillo Player of the Month	May	9 G, 1-0, 1.42 ERA, 12.2 IP
Ryan Bliss	Amarillo Player of the Month	May	.361 AVG (35-for-97), 5 HR, 13 RBI, 21 R, 23 G

2023 MILESTONES ON THE HORIZON

NAME	MILESTONE	TO MEET
Jeff Bain	500 Career Strikeouts	5
Jonathan Guzman	500 Career Hits, 2000 Career At-Bats	63, 33
Austin Pope	250 Career Strikeouts	6
Kyle Backhus	150 Career Strikeouts	9
Hugh Fisher	100 Career Strikeouts	14

2023 MILESTONES REACHED

NAME	MILESTONE	DATE
Luke Albright	150 Career IP	4/7 @ FRI
Ryan Bliss	150 Career Hits	4/14 vs. CC
A.J. Vukovich	150 Career RBI	4/16 vs. CC
Tim Tawa	150 Career Hits	4/16 vs. CC
A.J. Vukovich	150 Career RBI	4/16 vs. CC
Andrew Saalfrank	100 Career Strikeouts	4/20 @ NWA
Jamison Hill	150 Career Strikeouts	4/21 @ NWA
Austin Pope	200 Career Strikeouts	4/21 @ NWA
Austin Pope	200 Career IP	6/24 @ CC
Devison De Los Santos	150 Career RBI	4/26 vs. FRI
Jackson Goddard	150 Career Strikeouts	4/28 vs. FRI
Deyni Olivero	400 Career IP	4/29 vs. FRI
Tristin English	250 Career Hits	4/29 vs. FRI
Adrian Del Castillo	100 Career Hits	4/30 vs. FRI
A.J. Vukovich	250 Career Hits	5/4 @ CC
Michel Otanez	250 Career Strikeouts	5/17 @ FRI
Ryan Bliss	200 Career Hits	5/28 @ SA
Ryan Bliss	100 Career RBI	6/17 vs SA
Kyle Backhus	100 Career IP	6/1 vs. SPR
Deyni Olivero	300 Career Strikeouts	6/3 vs. SPR (G2)
Jordan Lawlar	150 Career Hits	6/3 vs. SPR (G1)
Josh Green	250 Career Strikeouts	6/14 vs SA

SOD POODLES vs. LEAGUE IN 2023 (REGULAR SEASON)

NORTH DIVISION	OVERALL	HOME	AWAY	SOUTH DIVISION	OVERALL	HOME	AWAY
Arkansas	0-0	0-0	0-0	Corpus Christi	8-10	3-3	5-7
NW Arkansas	3-3	0-0	3-3	Frisco	7-8	3-3	4-5
Springfield	4-2	4-2	0-0	Midland	8-4	2-4	6-0
Tulsa	2-0	2-0	0-0	San Antonio	4-8	2-4	2-4
Wichita	0-0	0-0	0-0	---			

SOD POODLES vs. LEAGUE ALL-TIME (REGULAR SEASON)

NORTH DIVISION	OVERALL	HOME	AWAY	SOUTH DIVISION	OVERALL	HOME	AWAY
Arkansas	11-14	6-6	5-8	Corpus Christi	49-47	23-17	26-30
NW Arkansas	18-14	8-5	10-9	Frisco	44-48	25-25	19-23
Springfield	17-14	10-8	7-6	Midland	53-40	26-23	27-17
Tulsa	19-21	10-11	9-10	San Antonio	27-29	12-12	15-17
Wichita	10-8	3-3	7-5	---			

SOD POODLES OFFENSE

Most Runs, Game: 13 (3x: Last: 6/10 @ MID)
Most Runs, Inning: 7 (5x: Last: 6/29 vs. TUL, 1st inning)
Most Hits, Game (Team): 18 (3x: Last: 6/8 @ MID)
Most Hits, Game (Indiv.): 4 (3x: Last: Beer, 6/8 @ MID)
Fewest Hits, Game: 2 (3x: Last: 5/18 @ FRI)
Most Hits, Inning: 8 (5/5 @ CC, 3rd inning)
Most HRs, Game (Team): 4 (2x, Last: 6/13 vs SA)
Most HRs, Game (Indiv.): 2 (2x, Last: Tawa, 6/29 vs TUL)
Most HR, Inning (Team): 3 (6/10 @ MID, 1st, Bliss, Vukovich, Del Castillo)
Most SBs, Game (Team.): 7 (4/12 vs. CC)
Most SBs, Game (Indiv.): 3 (Lawlar, 6/29 vs TUL)
Grand Slams: 1 (Vukovich, 6/4 vs. SPR)
Most Runners LOB, Team: 13 (6/24 @ CC)
Most Runs Combined (Two Teams): 23 (4x: Last: 6/10 @ MID)
Most Hits Combined (Two Teams): 33 (4/12 vs. CC)
Most Home Runs During Series (Two Teams): 25 (6/13-18 vs. SA)
Most Runs To Overcome Deficit: 10 (4/26 vs. FRI)

SOD POODLES DEFENSE

Most Errors, Team: 4 (2x: Last: 5/23 @ SA)
Most Errors, Individual: 2 (Lawlar, 5/23 @ SA)
Most Double Plays: 3 (4/12 vs. CC)

SOD POODLES PITCHING

Most Ks, Team (9 innings): 14 (5/19 @ FRI)
Most Ks, Team (extra innings): 15 (5/20 @ FRI, 10)
Most Walks, Team: 11 (2x: Last: 5/26 @ SA)
Shutouts: 4 (Last: 6/7 @ MID)
Complete Games (9 IP): --
Complete Games (7 IP): --
Complete Game Shutout, Individual: --
Complete Game Shutout (9.0 IP) Individual: --
Longest Start: 7.0 IP (2x, Last: Hill, 6/24 @ CC)
Longest Relief Appearance: 3.1 IP (2x: Last: Workman, 4/26 vs. FRI)
Most Ks, Individual: 8 (5x: Last: Bain, 6/16 vs SA)
Most Walks, Individual: 6 (2x: Last: Olivero, 5/23 @ SA)

OPPONENTS OFFENSE

Most Runs, Game: 16 (2x: Last: 5/11 vs. MID)
Most Runs, Inning: 8 (2x: Last: 5/17 @ FRI, 5th inning)
Most Hits, Game (Team): 19 (5/11 vs. MID)
Most Hits, Game (Indiv.): 5 (2x: Last: Calabuig, 5/11 vs. MID)
Fewest Hits, Game: 2 (3x: Last: 5/27 @ SA)
Most Hits, Inning: 7 (2x, Last: 6/20 @ CC)
Most HRs, Game (Team): 5 (5/9 vs. MID)
Most HRs, Game (Indiv.): 3 (Rave, 4/18 @ NWA)
Most SBs, Game (Indiv.): 3 (Acuña, 4/30 vs. FRI)
Grand Slams Against: 5 (Last: Hicks, 5/20 @ FRI)
Most Runners LOB, Team: 14 (5/26 @ SA)
Most Runs To Overcome Deficit: 6 (5/20 @ FRI)

OPPONENTS PITCHING

Most Ks Team (9 innings): 17 (6/14 vs SA)
Most Ks, Team (extra innings): 14 (4/20 @ NWA)
Most Walks, Team: 12 (6/20 @ CC)
Most Ks, Individual: 10 (Leiter, 5/17 @ FRI)
Most Walks, Individual: 5 (2x, Last: Kouba, 6/20 @ CC)

OPPONENTS DEFENSE

Most Errors, Team: 3 (3x, Last: 6/13 vs SA)
Most Errors, Individual: 3 (Whitcomb, 4/12 vs. CC)
Most Double Plays: 3 (6/8 @ MID)

MISCELLANEOUS

Longest Home Game Time (9 innings): 3:36 (6/15 vs. SA)
Shortest Home Game Time (9 innings): 2:11 (5/30 vs. SPR)
Longest Road Game Time (9 innings): 3:13 (5/5 @ CC)
Shortest Road Game Time (9 innings): 2:05 (5/2 @ CC)
Longest Game Time (7 innings): 2:32 (5/14 vs. MID, G2)
Shortest Game Time (7 innings): 1:39 (6/3 vs. SPR, G2)
Longest Extra-Inning Game: 3:26 (5/20 @ FRI)
Longest Game (Innings): 10 (3x: Last: 5/20 @ FRI)
Longest Game Delay (Home): 0:40, 5/31 vs. SPR (rain)
Longest Game Delay (Road): 1:53, 5/19 @ FRI (rain)
Highest Attendance (Home): 7,258 (6/17 vs. SA)
Highest Attendance (Road): 10,019 (5/16 @ FRI)
Lowest Attendance (Home): 3,231 (4/25 vs. FRI)
Lowest Attendance (Road): 2,190 (6/11 @ MID)

LAST TIME IT HAPPENED - 2023

SOD POODLES (INDIVIDUAL)

Perfect Game:
No-Hitter (Individual):
No-Hitter (Combined):
No-Hitter (7-Inning):
1-Hitter (Individual):
1-Hitter (Combined):
2-Hitter (Individual):
2-Hitter (Combined): 3x: Last: 5/27 @ SA, Patrick/Saalfrank
3-Hitter (Combined): 6x: Last: 6/11 @ MID, Albright/Montes De Oca, Grammes/Backhus
3-Hitter (Individual):
Complete Game Shutout (9 Inning):
Complete Game Shutout (7 Inning):
10 or more strikeouts (P):
Four (4) Hits: 3x, Last: Seth Beer (6/8 @ MID)
Five (5) Hits:
Six (6) Hits:
Three (3) Doubles:
Four (4) Doubles:
Two (2) Triples:
Two HR Game: 2x, Last: Tawa (6/29 vs TUL)
Three HR Game:
Grand Slam (Home): Vukovich (6/4 vs. SPR)
Grand Slam (Road):
Inside-The-Park HR:
Back-To-Back HRs: 3x: Last: Del Castillo/De Los Santos (6/13 vs. SA)
Back-To-Back-To-Back HRs:
HR, Both Sides of the Plate:
Hitting for the Cycle:

HR in 2 straight games: 12x: Last: Roberts (6/25-28 @ CC, vs TUL)
HR in 3 straight games:
HR in 4 straight games:
Triple in 2 straight games:
Five (5) RBI: Tawa (6/29 vs TUL)
Six (6) RBI:
Three Runs: 11x: Last: Lawlar (6/29 vs TUL)
Four Runs: Vukovich (6/10 @ MID)
Five Runs:
Two Stolen Bases: 8x: Last: Lawlar (6/10 @ MID)
Three Stolen Bases: Lawlar (6/29 vs TUL)
Four Stolen Bases:
Steal of home (straight):
Steal of home (double steal): 2x, Last: Bliss/Lawlar, 6/22 @ CC
Four (4) Walks: Roberts (5/31 vs. SPR)
Five (5) Walks:
10 Total Bases in a game:

SOD POODLES TEAM

20 Runs, Game:
20 Hits, Game:
10+ Runs, Inning:
Back-to-back 15-hit games:
Everyone in order gets a hit: 5x: Last: 6/29 vs TUL
Everyone in order scores a run: 5/5 @ CC
Only player in order to get a hit:
15+ Strikeouts, Game (Batting): 6/14 vs SA (17)
Triple Play:
Winning Streak: 7 (6/6-6/13)
Losing Streak: 4 (2x: Last: 5/23-5/26)



HIGHS & LOWS - ALL TIME



SOD POODLES OFFENSE

Most Runs, Game: 20 (9/11/21 vs. TUL)
Most Runs, Inning: 11 (6/11/22 vs. FRI, 8th inning)
Most Hits, Game: 24 (9/11/21 vs. TUL)
Most Hits, Game (Indiv.): 5 (3x: Last:Barrosa, 7/22 @ MID)
Fewest Hits, Game: 0 (5/26/22 @ ARK)
Most HRs, Game (Team): 7, (6/5/21 @ FRI)
Most HRs, Game (Indiv.): 3, Olivares (5/5/19 vs. ARK)
Grand Slams: 12 (Last: Vukovich, 6/4 vs. SPR, 5th inning)
Most SBs, Game (Team.): 7 (4/12/23 vs. CC)
Most SBs, Game (Indiv.): 3 (6x: Last: Lawlar, 6/29/23 vs. TUL)
Most Runners LOB, Team: 14 (3x: Last: 7/30/21 vs. SA)
Most Runs Combined (Two Teams): 33 (4/12/23 vs. CC)
Most Hits Combined (Two Teams): 37 (2x: Last: 4/23/22 vs SA)
Most Home Runs During Series (Two Teams): 34 (9/7-12/21 vs. TUL)
Most Runs To Overcome Deficit: 10 (4/26/23 vs. FRI)

SOD POODLES DEFENSE

Most Errors, Team: 5 (6/19/21 vs. MID)
Most Errors, Individual: 2 (26x: Last: Lawlar, 5/23/23 @ SA)
Most Ground Into Double Plays: 4 (2x: Last: 9/17/21 vs. FRI)

SOD POODLES PITCHING

Most Ks, Team (9 innings): 17 (2x: Last: 5/9/21 @ TUL)
Most Ks, Team (extra innings): 19 (5/11/19 @ CC)
Most Walks, Team: 12 (8/27/22 @ CC)
Shutout: 24x: Last: 6/7/23 @ MID
Last Complete Game (9 IP): --
Last Complete Game (7 IP): Nelson (G1, 9/1/21 @ SA)
Last Complete Game (5 IP): Walston (7/29/22 vs. CC)
Last Complete Game Shutout: Frias (8/1/21 vs. SA (7))
Longest Start: 8.0 IP (Cecconi, 6/8/22 vs FRI)
Longest Relief Appearance: 3.1 IP (4x, last: Workman, 4/26 vs FRI)
Most Ks, Individual: 12 (4x: Last: Pfaadt: 6/23/22 @ CC)
Most Walks, Individual: 7 (Nelson, 7/6/21 @ SA)



LAST TIME IT HAPPENED - ALL TIME

SOD POODLES (INDIVIDUAL)

Perfect Game:
No-Hitter (Individual):
No-Hitter (Combined):
No-Hitter (7-Inning): 2x: Tabor, 7/11/21 @ SA; Frias, 8/1/21 vs. SA
1-Hitter (Individual): 7/29/22 (Walston, 5-inning game)
1-Hitter (Combined): 2x: Last: 4/16/22 (Jarvis, Weiss - 7 inning game)
2-Hitter (Individual):
2-Hitter (Combined): 5x: Last: 5/27/23 @ SA, Albright/Saalfrank
3-Hitter (Combined): 21x: Last: 6/11/23 @ MID, Albright/MontesDeOca/Garrrmes/Backhus
3-Hitter (Individual):
Complete Game Shutout (9 Inning):
Complete Game Shutout (7 Inning): 2x: Tabor, 7/11/21 @ SA; Frias, 8/1/21 vs. SA
10 or more strikeouts: 14x, Last: Walston (7/29/22 vs. CC)
Four (4) Hits: 31x: Last: Beer (6/8/23 @ MID)
Five (5) Hits: 3x: Last: Ceden0 (8/18/22 @ MID)
Six (6) Hits:
Three (3) Doubles: 3x: Last: Carroll, (4/23/22 vs SA)
Four (4) Doubles:
Two (2) Triples:
Two HR Game: 31x: Last: Tawa (6/29/23 vs. TUL)
Three HR Game: Olivares, 5/5/19 @ ARK
Grand Slam (Home): 10x: Last: Vukovich, 6/4/23 vs. SPR
Grand Slam (Road): 2x: Last: De La Cruz, 6/5/21 @ FRI
Inside-The-Park HR: 4x: Last: Basabe (6/19/21 vs WCH)
Back-To-Back HRs: 19x: Last: Del Castillo/De Los Santos (6/13/23 vs. SA)
Back-To-Back-To-Back HRs:
B-2-B-2-B-2-B HRs: 9/11/21 vs. TUL - Garrett/Kennedy/Fletcher/Canzone (3rd inning)
HR, Both Sides of the Plate: 3x: Last: Stankiewicz (7/15/22 vs SA)
Hitting for the Cycle:

OPPONENTS OFFENSE

Most Runs, Game: 21 (2x: Last: 9/2/22 vs. FRI)
Most Runs, Inning: 11 (9/2/22 vs. FRI, 5th inning)
Most Hits, Game (Team): 23 (9/2/22 vs. FRI)
Most Hits, Game (Indiv.): 6 (Guldberg, 4/10/22 vs MID)
Fewest Hits, Game: 0 (2x: Last: 8/1/21 vs. SA - Frias no-hitter)
Most HRs, Game (Team): 9 (Last: 5/17/22 vs. TUL)
Most HRs, Game (Indiv.): 4 (Chandler Redmond, 8/10/22 vs SPR)
Most SBs, Game (Indiv.): 3 (Acuña, 4/30/23 vs. FRI)
Grand Slams: 23 (Last: Hicks, 5/20/23 @ FRI, off Hill, 5th inning)
Most Runners LOB, Team: 16 (4/10/22 vs. MID)
Most Runs To Overcome Deficit: 10 (7/18/21 @ MID)

OPPONENTS PITCHING

Most Ks Team (9 innings): 17 (3x: Last: 6/14/23 vs SA)
Most Ks, Team (extra innings): 19 (5/11/19 @ CC, 10)
Most Walks, Team: 12 (6/20 @ CC)
Shutout: 21x: Last: 4/22/23 @ NWA
Last Complete Game: Jones (5/26/22 (2) @ ARK)
Last Complete Game Shutout (7 IP): Jones (5/26/22 (2) @ ARK)
Most Ks, Individual: 14 (Dustin May, 6/22/19 @ TUL)
Most Walks, Individual: 7 (Robaina, 7/31/22 vs. CC)

OPPONENTS DEFENSE

Most Errors, Team: 4 (5x: Last: 7/22/22 @ MID)
Most Errors, Individual: 3 (3x: Last: Whitcomb, 4/12/23 vs. CC)
Most Ground Into Double Plays: 4 (2x: Last: 9/14/22 @ SA)

MISCELLANEOUS

Longest Home Game Time (9 innings): 4:08 (9/11/21 vs. TUL)
Shortest Home Game Time (9 innings): 2:01 (6/8/22 vs FRI)
Longest Road Game Time (9 innings): 3:34 (7/29/19 @ NWA)
Shortest Road Game Time (9 innings): 1:50 (8/21/22 @ MID)
Longest Game Time (7 innings): 2:36 (9/1/21 @ SA)
Shortest Game Time (7 innings): 1:29 (5/26/22 (2) @ ARK)
Longest Extra-Inning Game: 4:08 (4/22/22 vs. SA, 11)
Longest Game (Innings): 12 (2x: Last: 5/27/22 @ ARK)
Longest Game Delay (Home): 3:15 (5/18/21 vs. MID)
Longest Game Delay (Road): 1:53 (5/19/23 @ FRI)
Highest Attendance (Home): 7,481 (7/3/22 vs. NWA)
Highest Attendance (Road): 10,366 (5/18/19 @ FRI)
Lowest Attendance (Home): 3,851 (6/1/22 vs. MID)
Lowest Attendance (Road): 1,906 (8/17/22 @ MID)
Largest Margin of Victory: 15 (19-4, 6/9/21 vs. CC)
Largest Margin of Defeat: 19 (21-2, 9/2/22 vs. FRI)

SOD POODLES TEAM

20 Runs, Game: 20, 9/11/21 vs. TUL
20 Hits, Game: 5x: Last: 20, 8/18/22 @ MID
10+ Runs, Inning: 2x: Last: 6/11/22 vs. FRI (11, 8th inning)
Back-to-back 15-hit games: 2x: Last: 4/22-4/23/22 vs. SA
Everyone in order gets a hit: 31x: Last: 6/29/23 vs. TUL
Everyone in order gets multiple-hits: 5/8/22 vs. MID
Everyone in order scores a run: 7x: Last: 5/5/23 @ CC
Only player in order to get a hit: 4x: Last: Diaz, G1, 9/1/21 @ SA
15+ Strikeouts, Game (Batting): 16x: Last: 6/25/22 @ CC (16)
Triple Play:
Winning Streak: 7 (6/6-13/23)
Losing Streak: 7 (7/30-8/6/22)

[illegible][illegible][illegible]

Game	Date	Opponent	W/L	Winning Pitcher	Losing Pitcher	Save	Record	Standing	Attendance	TOG
1	4/6	@ FRI	L, 12-4	Anderson, G (1-0)	Jarvis, B (0-1)	-	0-1	T-2nd (-1.0)	8,320	2:28
2	4/7	@ FRI	W, 3-1	Albright, L (1-0)	Krauth, N (0-1)	Backhus, K (1)	1-1	T-1st (+0.5)	8,655	2:16
3	4/8	@ FRI	W, 5-3	Rice, J (1-0)	Starr, N (0-1)	Vizcaino, R (1)	2-1	T-1st (+1.0)	9,030	2:57
4/9-10		OFF								
4	4/11	CC	L, 5-4	Melendez, J (1-0)	Patrick, C (0-1)	Macuare, A (1)	2-2	T-2nd (-1.0)	5,452	2:26
5	4/12	CC	W, 13-10	Mantiply, J (1-0)	Robaina, J (0-1)	-	3-2	T-1st (+1.0)	4,093	3:16
6	4/13	CC	W, 5-2	Jarvis, B (1-1)	Cobos, F (0-1)	Montes De Oca, C (1)	4-2	1st (+1.0)	4,547	2:39
7	4/14	CC	L, 13-10	Sprinkle, J (1-0)	Albright, L (1-1)	-	4-3	T-1st (+1.0)	6,417	2:54
8	4/15	CC	W, 5-3	Mantiply, J (2-0)	Gordon, C (0-2)	Backhus, K (2)	5-3	1st (+1.0)	6,146	2:28
9	4/16	CC	L, 11-5	Melendez, J (2-0)	Patrick, C (0-2)	-	5-4	T-1st (+1.0)	5,187	2:54
4/17		OFF								
10	4/18	@ NWA	L, 16-6	Del Rosario, Y (1-0)	Olivero, D (0-1)	-	5-5	T-1st (+1.0)	2,399	2:40
11	4/19	@ NWA	W, 5-0	Jarvis, B (2-1)	Veneziano, A (1-1)	-	6-5	T-1st (+1.0)	2,792	2:29
12	4/20	@ NWA	W, 3-2 (10)	Otanez, M (1-0)	Biasi, D (1-1)	Rice, J (1)	7-5	1st (+0.5)	3,751	3:08
13	4/21	@ NWA	L, 5-0	Hoffmann, A (2-1)	Hill, J (0-1)	-	7-6	T-1st (+1.0)	4,690	2:26
14	4/22	@ NWA	L, 5-0	Marsh, A (1-0)	Patrick, C (0-3)	-	7-7	T-1st (+3.0)	4,856	2:14
15	4/23	@ NWA	W, 6-2	Saalfrank, A (1-0)	Way, B (0-2)	-	8-7	T-1st (+0.5)	4,640	2:48
4/24		OFF								
16	4/25	FRI	W, 9-7	Rice, J (2-0)	Starr, N (1-2)	Backhus, K (3)	9-7	T-1st (+1.0)	3,231	2:34
17	4/26	FRI	W, 12-11 (10)	Workman, B (1-0)	Church, M (0-1)	-	10-7	1st (+1.0)	3,275	3:24
18	4/27	FRI	L, 5-1	Roby, T (1-2)	Bain, J (0-1)	-	10-8	1st (+0.5)	6,239	2:38
19	4/28	FRI	L, 12-6	Speas, A (1-0)	Patrick, C (0-4)	-	10-9	2nd (-0.5)	4,393	2:55
20	4/29	FRI	W, 11-4	Olivero, D (1-1)	Leiter, J (0-2)	-	11-9	1st (+0.5)	5,928	2:38
21	4/30	FRI	L, 12-7	Church, M (1-1)	Tineo, M (0-1)	-	11-10	T-1st (+0.5)	5,125	2:53
5/1		OFF								
22	5/2	@ CC	L, 3-1	Robaina, J (1-2)	Fisher, H (0-1)	-	11-11	T-2nd (-1.0)	2,774	2:05
23	5/3	@ CC	W, 3-0	Pope, A (1-0)	Kouba, R (1-1)	Backhus, K (4)	12-11	T-1st (+1.5)	2,401	2:15
24	5/4	@ CC	L, 6-1	Gordon, C (2-2)	Patrcik, C (0-5)	-	12-12	T-2nd (-1.0)	3,678	2:11
25	5/5	@ CC	W, 12-8	Goddard, J (1-0)	Plumlee, P (0-1)	-	13-12	T-1st (+2.5)	4,651	3:13
26	5/6	@ CC	L, 12-7	VanWey, L (1-0)	Tineo, M (0-2)	-	13-13	T-2nd (-1.0)	4,327	2:49
27	5/7	@ CC	L, 5-4	Arrighetti, S (2-2)	Albright, L (1-2)	McDonald, C (1)	13-14	T-2nd (-2.0)	4,726	2:28
5/8		OFF								
28	5/9	MID	L, 11-9	Supak, T (2-0)	Hill, J (0-2)	-	13-15	2nd (-3.0)	6,284	2:47
29	5/10	MID	W, 6-3	Saalfrank, A (2-0)	Salinas, R (1-2)	-	14-15	2nd (-2.0)	4,495	2:20
30	5/11	MID	L, 16-6	Pérez, F (1-0)	Olivero, D (1-2)	-	14-16	2nd (-3.0)	5,363	2:56
31	5/12	MID	L, 6-1	Cushing J (1-0)	Tineo, M (0-3)	-	14-17	3rd (-4.0)	7,165	2:27
	5/13	MID	PPD							
32	5/14(1)	MID	W, 10-1	Albright, L (2-2)	Ginn, J (0-2)	-	15-17	-	0	1:40
33	5/14(2)	MID	L, 13-1	Tomioka, S (1-0)	Hill, J (0-3)	-	15-18	3rd (-4.0)	4,621	2:32
5/15		OFF								
34	5/16	@ FRI	L, 3-2	Church, M (2-2)	Goddard, J (1-1)	Starr, N (1)	15-19	3rd (-4.0)	10,019	2:30
35	5/17	@ FRI	L, 10-4	Leiter, J (2-2)	Olivero, D (1-3)	-	15-20	T-4th (-4.0)	2,890	2:27
36	5/18	@ FRI	L, 7-1	Garcia, R (1-3)	Bain, J (0-2)	-	15-21	5th (-4.0)	3,480	2:13
37	5/19	@ FRI	W, 2-1	Albright, L (3-2)	White, O (1-1)	Rice, J (2)	16-21	T-4th (-4.0)	5,943	2:24 (1:53)
38	5/20	@ FRI	L, 8-7 (10)	Kelly, A (2-0)	Stumpo, M (0-1)	-	16-22	T-4th (-5.0)	7,070	3:26
39	5/21	@ FRI	W, 3-1	Patrick, C (1-5)	Church, M (2-3)	Montes De Oca, C (2)	17-22	T-4th (-5.0)	6,306	2:32
5/22		OFF								
40	5/23	@ SA	L, 14-4	Bachar, L (2-0)	Olivero, D (1-4)	-	17-23	5th (-5.0)	5,054	2:48
41	5/24	@ SA	L, 4-3	Hernandez, N (3-1)	Montes De Oca, C (0-1)	-	17-24	5th (-5.0)	4,990	2:35
42	5/25	@ SA	L, 5-4	Kopps, K (3-0)	Otanez, M (1-1)	Jacob, A (1)	17-25	5th (-6.0)	3,549	2:35
43	5/26	@ SA	L, 8-2	Wolf, J (3-5)	Hill, J (0-4)	-	17-26	5th (-7.0)	4,124	2:57
44	5/27	@ SA	W, 1-0	Patrick, C (2-5)	Snider, D (0-3)	Saalfrank, A (1)	18-26	5th (-6.0)	4,828	2:30
45	5/28	@ SA	W, 9-3	Grammes, C (1-0)	Henry, H (1-2)	-	19-26	5th (-5.0)	3,530	2:46
5/29		OFF								
46	5/30	SPR	W, 7-1	Bain, J (1-2)	Gragg, L (0-3)	-	20-26	5th (-4.0)	4,179	2:11
47	5/31	SPR	W, 13-8	Stumpo, M (1-1)	Sawyer, L (1-2)	-	21-26	4th (-4.0)	4,177	3:03
48	6/1	SPR	W, 3-2	Grammes, C (2-0)	Pereira, W (3-3)	-	22-26	4th (-4.0)	4,690	1:54
49	6/2	SPR	PPD							
49	6/3(1)	SPR	L, 5-4 (8)	Roycroft, C (1-0)	Backhus, K (0-1)	Granillo, A (2)	22-27	4th (-3.5)	-	2:26
50	6/3(2)	SPR	W, 6-1 (7)	Olivero, D (2-4)	Hernandez, K (5-2)	-	23-27	4th (-4.0)	6,502	1:39
51	6/4	SPR	L, 6-5	Sawyer, L (2-2)	Grammes, C (2-1)	-	23-28	4th (-4.0)	5,636	2:44



SOD POODLES 2023 DAY-BY-DAY

[illegible]