



# GAME NOTES

## NORTHWEST ARKANSAS NATURALS

3000 GENE GEORGE BLVD • SPRINGDALE, AR 72762 • PH: 479.927.4900 • FAX: 479.756.8088

WWW.NWANATURALS.COM /NATURALS NWANATURALS @NWANATURALS



### NORTHWEST ARKANSAS NATURALS (13-13) @ SPRINGFIELD CARDINALS (11-15)

LHP Anthony Veneziano (1-4, 14.54 ERA) @ RHP Dalton Roach (2-1, 4.23 ERA)

Sunday, May 8th, 2022 • 6:05 PM • Hammons Field • Springfield, Missouri

Game 27 of 138 • Road Game 14 of 69 • Road Record: 8-6 • Night Game Record: 11-10 • North Division Record: 6-8

Streak: W1 • Last 5: 3-2 • Last 10: 6-4 • Home Record: 5-7 • Day Game Record: 2-3 • South Division Record: 7-5

Listen: [www.milb.com/northwest-arkansas/fans/audio-listen-live](http://www.milb.com/northwest-arkansas/fans/audio-listen-live) • Watch: MiLB.tv



### UPCOMING GAMES & PITCHING PROBABLES

Tuesday, May 9, 2022	vs. WICHITA	11:05 a.m. CT
Wednesday, May 10, 2022	vs. WICHITA	7:05 p.m. CT
Thursday, May 11, 2022	vs. WICHITA	7:05 p.m. CT

LHP Marcelo Martinez (1-0, 1.50 ERA) vs. TBD
LHP Angel Zerpa (1-1, 5.06 ERA) vs. TBD
RHP Alec Marsh (0-1, 5.95 ERA) vs. TBD

### BY THE NUMBERS

(UNDERLINE INDICATES MLB LEADER) (BOLD INDICATES DOUBLE-A LEADER) (ITALICS INDICATES DOUBLE-A WORST)

N	W	N	W
.271 (3rd) < <b>AVG</b>	.239 (18th)	5.73 (7th)	ERA > 5.27 (5th)
167 (2nd) < <b>R</b>	140 (6th)	1.53 (6th)	WHIP > 1.46 (5th)
245 (3rd) < <b>H</b>	204 (6th)	.268 (7th)	AVG > .267 (6th)
30 (4th) < <b>HR</b>	29 (15th)	231.0 (1st) < <b>IP</b>	227.0 (16th)
118 (5th)	<b>BB</b> > 130 (3rd)	239 (7th)	<b>H</b> > 238 (6th)
237 (6th)	<b>K</b> > 230 (5th)	155 (7th)	<b>R</b> > 153 (5th)
38 (3rd) < <b>SB</b>	30 (6th)	31 (8th)	<b>HR</b> > 28 (16th)
.359 (14th) < <b>OBP</b>	.350 (7th)	115 (5th)	<b>BB</b> > 93 (2nd)
.439 (3rd) < <b>SLG</b>	.393 (8th)	219 (8th)	<b>K</b> > 227 (6th)
.798 (4th) < <b>OPS</b>	.743 (8th)	1 (13rd)	<b>SHO</b> > 2 (11st)

### SERIES HISTORY

NWA ALL-TIME vs. Cardinals	218-196 (.527)
NWA ALL-TIME in Springdale	127-75 (.629)
NWA ALL-TIME in Springfield	91-121 (.429)

2022 vs. Cardinals	4-4 (.500)
2022 in Springdale	
2022 in Springfield	4-4 (.500)

DATE	H/R	SCORE	WIN	LOSS	SAVE
4/8/22	R	W, 11-8	A. Sottillet	G. Black	-
4/9/22	R	L, 14-11	J. Quezada	A. Veneziano	F. Pacheco
4/10/22	R	L, 10-5	M. Brettell	A. Zerpa	-
5/3/22	R	L, 12-5	D. Roach	A. Veneziano	-
5/4/22	R	W, 13-3	M. Martinez	K. Leahy	-
5/5/22	R	W, 9-6	Y. Del Rosario	G. Black	W. Pennington
5/6/22	R	L, 2-1	T. Pike	H. Capps	F. Pacheco
5/7/22	R	W, 9-6	D. Parrish	C. Lunn	-
5/8/22	R				
6/21/22	H				
6/22/22	H				
6/23/22	H				
6/24/22	H				
6/25/22	H				
6/26/22	H				
7/22/22	H				
7/23/22	H				
7/24/22	H				
8/23/22	H				
8/24/22	H				
8/25/22	H				
8/26/22	H				
8/27/22	H				
8/28/22	H				

### NATURALS PR DEPARTMENT • NATURALSPR@GMAIL.COM

Dustin Dethlefs – Director, Marketing & PR – [dustin@nwanaturals.com](mailto:dustin@nwanaturals.com)  
 Nicholas Badders – Broadcaster/Media Relations/Baseball Ops – [nicholas@nwanaturals.com](mailto:nicholas@nwanaturals.com)  
 Adam Annarotone – Creative Services Coordinator – [adam@nwanaturals.com](mailto:adam@nwanaturals.com)  
 Kelsey Chanler – Marketing and Creative Services Assistant – [kelsey@nwanaturals.com](mailto:kelsey@nwanaturals.com)

### LAST NIGHT'S GAME

	1	2	3	4	5	6	7	8	9	R	H	E	LO
NW Arkansas	1	0	2	0	1	0	0	0	0	4	9	0	5
Springfield	0	0	0	0	0	0	0	0	0	0	3	1	4

Win: Drew Parrish (3-1)

Loss: Connor Lunn (2-3)

Save: None

**SPRINGFIELD, MO** — Left-handed pitcher **Drew Parrish** delivered his best start of the season for the Northwest Arkansas Naturals, silencing the Springfield Cardinals Saturday night, with 7.0 shutout innings, en route to a 4-0 victory, the team's first shutout win of the year.

- Parrish threw five 1-2-3 innings across his 7.0 scoreless, only allowing two hits and one walk, while striking out four. Saturday marked his fifth straight start of 5.0 innings or more and his second of 6.0 scoreless or more. He threw a season-high 87 pitches in the start and became the first Natural starter to pitch seven full innings this season, something he did twice last year.
- Three of Northwest Arkansas' four runs in the game were driven home by second **Michael Massey**. After **Maikel Garcia** and **Nick Loftin** opened the top of the first with singles, Massey singled in Loftin to give the Naturals an early 1-0 lead.
- In the third, Massey singled in **Tucker Bradley**, then **John Rave** drew a bases-loaded walk to plate Garcia. In the fifth, Massey doubled for his third hit of the game, scoring Loftin from second base for his third RBI of the game.
- After Northwest Arkansas added a run in the fifth, Parrish continued his stellar start and was followed by **Zach Willeman**, who pitched 2.0 scoreless innings and added four strikeouts of his own, including striking out the side in the ninth to finish off the game.
- Beyond Massey's three-hit night, Bradley and Loftin each offered two-hit games, with Garcia scoring two runs.

### NATURALS HITTING LEADERS

GAMES	Maikel Garcia (25)
AT-BATS	Michael Massey (101)
RUNS	Garcia & Loftin (23)
HITS	Michael Massey (32)
TOTAL BASES	Michael Massey (55)
DOUBLES	Massey & Rivero (8)
TRIPLES	<b>T* Tucker Bradley (2)</b>
HOME RUNS	Michael Massey (5)
RUNS BATTED IN	Michael Massey (26)
WALKS	Maikel Garcia (22)
STRIKEOUTS	Seuly Matias (33)
STOLEN BASES	Maikel Garcia (11)
BATTING AVERAGE	Nate Eaton (.322)
ON-BASE %	Maikel Garcia (.430)
SLUGGING %	Robbie Glendinning (.571)
OPS	Robbie Glendinning (.996)

\* INDICATES LEAGUE LEADER // ^ INDICATES DOUBLE-A LEADER

### NATURALS PITCHING LEADERS

WINS	Drew Parrish (3)
LOSSES	<b>T^ Anthony Veneziano (4)</b>
ERA	Drew Parrish (2.61)
GAMES	<b>T* Zach Willeman (10)</b>
STARTS	<b>T^ Drew Parrish (6)</b>
COMPLETE GAMES	
SHUTOUTS	
GAMES FINISHED	Zach Willeman (8)
SAVES	Andres Sottillet (2)
INNINGS	Drew Parrish (31.0)
HITS	Anthony Veneziano (24)
RUNS	Anthony Veneziano (21)
EARNED RUNS	Anthony Veneziano (21)
HOME RUNS	Alec Marsh (5)
HIT BATTERS	Drew Parrish (4)
WALKS	Anthony Veneziano (15)
STRIKEOUTS	Alec Marsh (30)

### THIS DAY IN NATURALS HISTORY

**The Naturals are 8-3 all-time when playing on May 8**

On May 8, 2017, the Northwest Arkansas Naturals walked off in the bottom of the 9th, to beat the Arkansas Travelers 3-2 at Arvest Ballpark. The Naturals scored one in the first on a **Samir Dueñez** home run and the Travelers scored two in the second. The score stayed 2-1 until the 9th, when **Ruben Sosa** laid down a sacrifice bunt to score **Logan Moon** and tie the game, then with two outs **Allan de San Miguel** laced a single up the middle for the walk-off win, scoring **Mauricio Ramos** from second base. Right-hander **Pedro Fernandez** got the win in relief, pitching 2.2 scoreless innings with four strikeouts to finish off the game for the Naturals.

### HOME/AWAY

Home Games	5-7
Away Games	8-6

### TIME OF DAY

Night Games	10-10
Day Games	3-3

### MONTH

April	9-11
May	4-2
June	
July	
August	
September	

### OPPONENT

vs. Amarillo	3-3
vs. Arkansas	
vs. Corpus Christi	
vs. Frisco	4-2
vs. Midland	
vs. San Antonio	
vs. Springfield	4-4
vs. Tulsa	
vs. Wichita	2-4

### DAY OF THE WEEK

on Monday	
on Tuesday	1-3
on Wednesday	4-0
on Thursday	1-3
on Friday	3-2
on Saturday	2-3
on Sunday	2-2

### THIS WEEK'S ROAD TRIP

Record	3-2
Team Batting Average	(.294)
Home Runs	5
Runs/Runs Per Game	32/6.4
Team ERA	4.81
Strikeouts	53
Saves/Opportunities	1/1

## THIS WEEK IN NATURALS BASEBALL

MONDAY	TUESDAY	WEDNESDAY	THURSDAY	FRIDAY	SATURDAY	SUNDAY
5/2 OFF	5/3 @ Springfield L, 12-5	5/4 @ Springfield W, 13-3	5/5 @ Springfield W, 9-6	5/6 @ Springfield L, 2-1	5/7 @ Springfield W, 4-0	5/8 @ Springfield 6:05 PM



## THE CHAMPS ARE HERE!

Of the 28-man roster the Naturals rolled out for the Double-A Central Championship Series in 2021, six players are on the Naturals' 2022 active roster, with a total of 9 returning players with the Naturals this season.

- Pitchers **Holden Capps**, **Yefri Del Rosario**, **Drew Parrish**, **Stephen Woods Jr.** and **Ángel Zerpa** were all a part of the championship celebration last year, as was outfielder **Seuly Matias**.
- Additionally, catcher/infielder **Gavin Stupinski** and pitcher **Alec Marsh** both played for the Naturals in 2021, as did catcher **Tyler Cropley**, who is currently on the Injured List.

## FOLLOW THE LEADER

Manager Chris Widger enters his first season at the helm of the Naturals, after previous stops in *Advanced Rookie* Burlington (2019) and *High-A* Quad Cities (2021) managing Royals affiliates.

- 19 of the Naturals' 28 active players played for Widger with the Quad Cities River Bandits last season.
- 11 of the Naturals' 28 active players played under Widger with the Burlington Royals, then in Quad Cities and now in Northwest Arkansas: **Dante Biasi**, **Jonah Dipoto**, **Maikel Garcia**, **Michael Massey**, **Jake Means**, **Drew Parrish**, **Zack Phillips**, **Logan Porter**, **John Rave**, **Patrick Smith** and **Ángel Zerpa**.

## TOOLS TEAM

Six active Naturals players were listed in *Baseball America's* 2022 Best Tools Survey of the Kansas City Royals' organization.

- CF **Nick Loftin** is rated as having the "*Best Strike-Zone Discipline*" in the system.
- C **Sebastian Rivero** is rated as being the "*Best Defensive Catcher*" in the system.
- SS **Maikel Garcia** is rated as having the "*Best Infield Arm*" in the system.
- RF **Seuly Matias** is rated as having the "*Best Outfield Arm*" in the system.
- LHP **Asa Lacy** is rated as having the "*Best Slider*" in the system.
- LHP **Ángel Zerpa** is rated as having the "*Best Control*" in the system.

## MJ MELENDEZ IS A BIG LEGUER!

In Tuesday's 7-1 win for the Kansas City Royals, 2021 Natural MJ Melendez hit seventh and served as the Royals' DH, becoming the 113th player to debut in the Majors after spending time in Northwest Arkansas, the fourth in the 2022 MLB Season.

- Melendez went 1-for-3 with a walk, collecting his first MLB hit in the bottom of the sixth inning, an opposite field single.
- In the bottom of the second inning, third baseman Bobby Witt Jr. finally drilled his first big league homer, a solo shot to left field, moments before Melendez took his first at-bat.
- Bobby Witt Jr. was Naturals alum 110 to reach the Majors, debuting on April 7 ... Collin Snider was the 111th on April 9 ... Yunior Marté became the 112th Naturals alum to reach the Majors, debuting with the San Francisco Giants on April 12.

## EXTREME ENDS OF THE SPECTRUM

When looking at the Naturals' numbers one game to the next, it appears rather black and white with what leads to a win or loss.

- When scoring five runs or less, the Naturals are just 2-12, while 11-1 when scoring six runs or more.
- The Naturals are 4-11 when recording nine hits or less, but 9-2 when recording 10 hits or more.
- The Naturals are 13-2 when out-hitting their opponent or hits are tied, but 0-11 when out-hit by their opponent.
- When the Naturals score first, they are 10-5, whereas 3-8 when the opponent scores first.

## Yo, You WANNA SEE SOME REAL SPEED?

Through 26 games, the Naturals have stolen 38 bases in 47 attempts (average 1.46 steals/game) and pulled off a double steal 6 times.

- 38 steals ranks second in the Texas League, tied eighth in Double-A and tied for 27th in the Minors, while a 80.85% success rate on steals ranks 18th among MiLB teams with at least 35 successful steals.
- **Maikel Garcia's** 11 steals (in 13 attempts) ranks tied for third in the Texas League and tied for seventh in all of Double-A.

## NATE IS GREAT

Utility man **Nate Eaton** has been a consistent presence in the Naturals lineup all season along, playing all over the diamond for Northwest Arkansas as well.

- Eaton's .322 average leads qualified Naturals hitters, while he ranks third on the team in hits with 29.
- Eaton entered last Wednesday's game on a eight-game hitting streak, the longest on the team this season though the streak was snapped last night with an 0-for-4 day at the plate ... between April 23 and May 1, Eaton hit 15-for-31 (.484 average) with two homers, six runs batted in, four steals and a 1.285 OPS.
- Last week, Eaton hit .417 against Amarillo, 20-for-24 at the plate with four runs batted in, three steals and a 1.087 OPS.
- With 14 starts (122.0 innings) at third base, 3 starts (27.0 innings) in left field, 3 starts (27.0 innings) in right field and one start at shortstop (9.0 innings), the VMI product is the only Naturals player who has spent time at more than three positions in the field.

## G'DAY ROBBIE!

Australian infielder **Robbie Glendinning** was a February free agent signing by the Kansas City Royals and has proven himself to be one of the best players on the 2022 Naturals.

- The native of Perth, Western Australia reached base in each of the first 15 games he played to start the season, but struck out pinch-hitting in the ninth inning on April 30 to snap that streak ... a 15-game on-base streak is the longest on the team this year and is tied for seventh-longest in the Texas League.
- Among 10 qualified Naturals hitters, Glendinning is the Naturals' team leader in slugging percentage (.571) and OPS (.996), while ranking second on the team with a .425 on-base percentage, tied second with four home runs and 15 walks and ranks tied third in runs batted in (17) and runs scored (19).
- Robbie's .425 OBP ranks 10th in the Texas League.

## GAR-SEE YA ON BASE

Shortstop **Maikel Garcia** is currently riding a 10-game hitting streak, but also has 22 walks on the season, which is tied for second in the Texas League and tied third in Double-A.

- The 10-game hitting streak is the longest on the Naturals this year and fourth-longest in the league ... since April 27, he's batting .390 (16-for-41) with five doubles and a 1.002 OPS.
- In 121 plate appearances, the Venezuelan has reached base 52 times, for a .430 on-base percentage (30 hits + 22 walks) ... he has reached at least once in 23 of the 25 games he's appeared in this season ... the only games he didn't reach base were back-to-back games, on April 23 & 26 ... he's also reached base at least twice in 16 of 23 games where he has reached base.
- Garcia ranks among the Texas League leaders, ranking tied second in walks (22), tied third in steals (10), tied sixth in runs scored (23), tied seventh in hits (30) and eighth in on-base percentage (.430).
- Garcia drew at least one walk in each of the first five games he played, while walking twice or more on four occasions. He collected his first three-walk game on 4/13 in the Naturals' 8-5 win over Wichita.

## NUMERICAL QUICK ROSTER

#	PLAYER	POS	B/T
1	Rave, John	OF	C
2	Cropley, Tyler (7-IL)	C	R/R
4	Grotjohn, Ryan (DEV)	INF/OF	L/R
7	Bewley, Brhet	INF/OF	R/R
8	Garcia, Maikel	INF	R/R
9	Means, Jake	INF	R/R
11	Porter, Logan	C	R/R
12	Bradley, Tucker	OF	L/L
13	Loftin, Nick	INF/OF	R/R
14	Capps, Holden	LHP	R/L
15	Marsh, Alec	RHP	R/R
16	Glendinning, Robbie	INF	R/R
17	Phillips, Zack	LHP	L/L
19	Eaton, Nathan	INF/OF	R/R
21	Lacy, Asa	LHP	L/L
22	Woods Jr., Stephen	RHP	R/R
25	Matias, Seuly	OF	R/R
26	Massey, Michael	INF	L/R
27	Pennington, Walter	LHP	L/L
28	Parrish, Drew	LHP	L/L
29	Willemann, Zach	RHP	R/R
32	Veneziano, Anthony	LHP	L/L
34	Cosby, Christian (7-IL)	RHP	R/R
35	Webb, Nathan (7-IL)	RHP	R/R
38	Biasi, Dante	LHP	L/L
39	Martinez, Marcelo	LHP	L/L
41	Haake, Zach (7-IL)	RHP	R/R
44	Stupinski, Gavin	INF/C	L/R
45	Del Rosario, Yefri	RHP	R/R
53	Zerpa, Ángel	LHP	L/L
55	Dipoto, Jonah	RHP	R/R
57	Smith, Patrick	LHP	L/L

## ALPHABETICAL QUICK ROSTER

#	PLAYER	POS	B/T
7	Bewley, Brhet	INF/OF	R/R
38	Biasi, Dante	LHP	L/L
12	Bradley, Tucker	OF	L/L
14	Capps, Holden	LHP	R/L
34	Cosby, Christian (7-IL)	RHP	R/R
2	Cropley, Tyler (7-IL)	C	R/R
45	Del Rosario, Yefri	RHP	R/R
55	Dipoto, Jonah	RHP	R/R
19	Eaton, Nathan	INF/OF	R/R
8	Garcia, Maikel	INF	R/R
16	Glendinning, Robbie	INF	R/R
4	Grotjohn, Ryan (DEV)	INF/OF	L/R
41	Haake, Zach (7-IL)	RHP	R/R
21	Lacy, Asa	LHP	L/L
13	Loftin, Nick	INF/OF	R/R
15	Marsh, Alec	RHP	R/R
39	Martinez, Marcelo	LHP	L/L
26	Massey, Michael	INF	L/R
25	Matias, Seuly	OF	R/R
9	Means, Jake	INF	R/R
28	Parrish, Drew	LHP	L/L
27	Pennington, Walter	LHP	L/L
17	Phillips, Zack	LHP	L/L
11	Porter, Logan	C	R/R
1	Rave, John	OF	L/L
57	Smith, Patrick	LHP	L/L
44	Stupinski, Gavin	INF/C	L/R
32	Veneziano, Anthony	LHP	L/L
35	Webb, Nathan (7-IL)	RHP	R/R
29	Willemann, Zach	RHP	R/R
22	Woods Jr., Stephen	RHP	R/R
53	Zerpa, Ángel	LHP	L/L

## BATTING

LEFTIES	5
RIGHTIES	9
SWITCH	0

## PITCHING

LEFTIES	12
RIGHTIES	6

## PRO-NUN-SEE-AY-SHUNS

2 TYLER CROPLEY (crop-lee)

25 SEULY MATIAS (soo-lee mah-TEE-as)

38 DANTE BIASI (bee-AH-zee)

55 JONAH DIPOTO (dih-POH-to)

4 RYAN GROTJOHN (GROET-john)

21 ASA LACY (AY-suh)

41 ZACH HAAKE (hockey)

BENCH COACH 23: MIKE JIRSCHLE (jursh-LEE)

7 BRHET BEWLEY (Brett Bew-lee)

29 ZACH WILLEMAN (will-eh-men)

45 YEFRI DEL ROSARIO (Jeffry)

8 MAIKEL GARCIA (my-KELL gar-SEE-uh)

32 ANTHONY VENEZIANO (va-nee-zee-ah-no)

53 ANGEL ZERPA (AHN-hel SAIR-pah)



## NATURALS HARDWARE SHELF

Players of the Month

TBD

Pitchers of the Month

TBD

Players of the Week (1)

Player of the Week (April 25 to May 1): INF Michael Massey ... hit .417 (10-for-28) across six games with a league-best 19 total bases and nine runs batted in, while tied for the Texas League lead with 10 hits. His 1.221 OPS ranked third among players with at least 20 at-bats, while his .417 average tied for second among that same group.

Pitchers of the Week

TBD

## ROYALS MONTHLY AWARDS (DOUBLE-A)

	NWA Naturals Player of the Month	NWA Naturals Pitcher of the Month
APRIL		
MAY		
JUNE		
JULY		
AUGUST		

## QUICK FACTS

Founded	2008
Colors	Navy Blue, Burgundy, Gold and White
League	Texas League (Since 2008)
Ownership	Rich Entertainment Group
General Manager	Justin Cole (9th Season)
Home Ballpark (Capacity)	Arvest Ballpark (7,350, 6,500 seats)
Dimensions	LF- 327 LCF- 377 CF- 400 RCF- 378 RF- 325
Wall Heights	LF-LCF: 9 feet CF: 11 feet RCF-RF: 9 feet

## ROSTER BREAKDOWN

Age 20	0	Native of Australia	1
Age 21	0	Native of Dominican Republic	2
Age 22	4	Native of Mexico	1
Age 23	4	Native of United States	26
Age 24	8	Native of Venezuela	2
Age 25	7	Acquired via Free Agency	12
Age 26	6	(International) ..... 4 (Minor League) ... 5 (Undrafted) ..... 3	
Age 27	2	Acquired via Trade	2
Age 28	1	Acquired via First Year Player Draft	19
Age 29	0	(High School) ..... 1 (Rounds 1-5) ..... 5	
Age 30	0	(2nd Year/College) ..... 0 (Rounds 6-10) ..... 5	
Average Age	24 Years 194 Days	(3rd Year/College) ..... 12 (Rounds 11-20) ..... 1	
Median Age	24	(4th+ Year/College) ..... 5 (Rounds 21-40) ..... 7	

## ROYALS TOP-30 PROSPECTS (RANKING ACCORDING TO MLB PIPELINE)

#	PLAYERS (POSITION)	OVERALL RANKING	BASEBALL AMERICA RANKING
4	Asa Lacy (LHP)	72nd Overall / 4th LHP	Royals 4 <sup>th</sup> / 5 <sup>th</sup> LHP
6	Nick Loftin (OF)		Royals 12 <sup>th</sup>
12	Alec Marsh (RHP)		Royals 11 <sup>th</sup>
13	Ángel Zepa (LHP)		Royals 20 <sup>th</sup>
17	Anthony Veneziano (LHP)		Royals 21 <sup>st</sup>
21	Maikel Garcia (SS)		Royals 28 <sup>th</sup>
23	Michael Massey (2B)		Royals 15 <sup>th</sup>
29	Drew Parrish (LHP)		Royals 38 <sup>th</sup>
30	Nate Webb (RHP)		Royals 26 <sup>th</sup>
–	Zach Haake (LHP)		Royals 27 <sup>th</sup>
–	Seuly Matias (OF)		Royals 31 <sup>st</sup>
–	Nate Eaton (3B/OF)		Royals 35 <sup>th</sup>

## UNIFORM RECORDS

Navy/Red	Red	White/Navy	Los Naturales	Growlin' Chickens	Fauxback
Home: 4-4 Road: 4-2	Home: 0-0 Road: 4-4	Home: 1-3 Road: 0-0	Home: 0-0 Road: 0-0	Home: 0-0 Road: 0-0	Home: 0-0 Road: 0-0
White	Grey	Navy	Los Naturales	Growlin' Chickens	Fauxback
Home: 5-3 Road: 0-0	Home: 0-0 Road: 5-4	Home: 0-4 Road: 3-2	Home: 0-0 Road: 0-0	Home: 0-0 Road: 0-0	Home: 0-0 Road: 0-0
HOME UNIFORM COMBINATIONS			ROAD UNIFORM COMBINATIONS		
Navy/Red Hat & White Jersey: 4-2			Navy/Red Hat & Navy Jersey: 0-2		
White Hat & White Jersey: 1-1			White Hat & Navy Jersey: 0-2		
Red Hat & White Jersey: 0-0			Red Hat & Navy Jersey: 0-0		
Specialty/Theme Uniforms: 0-0			Red Hat & Grey Jersey: 2-3		
			Red Hat & Navy Jersey: 2-1		

## NATURALS IN-SEASON BIRTHDAYS

## APRIL (3)

4/14 – Walter Pennington (24)  
4/14 – Jake Means (26)  
4/25 – Ryan Grotjohn (27)

## MAY (5)

5/6 – Tucker Bradley (24)  
5/7 – Derrick Lewis (46)  
5/14 – Alec Marsh (24)  
5/14 – Christian Colón (33)  
5/21 – Chris Widger (51)

## JUNE (2)

6/2 – Asa Lacy (23)  
6/10 – Stephen Woods Jr. (27)

## JULY (2)

7/11 – Zack Phillips (24)  
7/12 – Logan Porter (27)

## AUGUST (2)

8/10 – Marcelo Martínez (26)  
8/20 – Nathan Webb (25)

## SEPTEMBER (6)

9/1 – Anthony Veneziano (25)  
9/3 – Jonah Dipoto (26)  
9/4 – Seuly Matias (24)  
9/23 – Yefri Del Rosario (23)  
9/25 – Nick Loftin (24)  
9/27 – Ángel Zepa (23)



## NATURALS TRANSACTIONS

### 2022 BREAKING ROSTER

**Pitchers (16):** LHP Dante Biasi, LHP Holden Capps, RHP Christian Cosby, RHP Yefri Del Rosario, RHP Jonah Dipoto, RHP Zach Haake, LHP Asa Lacy, RHP Alec Marsh, LHP Drew Parrish, LHP Zack Phillips, RHP Andrés Sotillet, LHP Anthony Veneziano, RHP Nathan Webb, RHP Zach Willeman, RHP Stephen Woods Jr. and LHP Ángel Zerpa.

**Catchers (3):** Tyler Cropley, Sebastian Rivero, Logan Porter

**Infielders (7):** Nathan Eaton, Maikel Garcia, Robbie Glendinning, Ryan Grotjohn, Michael Massey, Jake Means, Gavin Stupienski

**Outfielders (4):** Tucker Bradley, Nick Loftin, Seuly Matias, John Rave

- 4/4 Kansas City Royals announce Breaking Roster
- 4/8 LHP **Holden Capps** placed on the development list  
INF **Gavin Stupienski** placed on the development list
- 4/12 RHP **Nate Webb** placed on the 7-day injured list
- 4/16 LHP **Holden Capps** activated from the development list
- 4/19 C **Tyler Cropley** placed on the 7-day injured list  
RHP **Christian Cosby** placed on the 7-day injured list  
INF **Gavin Stupienski** activated from the development list
- 4/21 LHP **Walter Pennington** transferred to Northwest Arkansas (AA) from Quad Cities (A+)
- 4/23 RHP **Zach Haake** placed on the 7-day injured list  
RHP **Patrick Halligan** transferred to Northwest Arkansas (AA) from Columbia (A)
- 4/26 RHP **Patrick Halligan** transferred to Quad Cities (A+) from Northwest Arkansas (AA)
- 4/28 RHP **Ándres Sotillet** transferred to Omaha (AAA) from Northwest Arkansas (AA)
- 5/3 INF **Ryan Grotjohn** placed on the Development List  
INF **Brhet Bewley** activated from the Quad Cities Injured List and transferred to Northwest Arkansas (AA)  
LHP **Patrick Smith** transferred to Northwest Arkansas (AA) from Quad Cities (A+)  
LHP **Marcelo Martinez** transferred to Northwest Arkansas (AA) from Omaha (AAA)
- 5/8 C **Sebastian Rivero** recalled by Kansas City (MLB) from Northwest Arkansas (AA)





## #36 CHRIS WIDGER • MANAGER

- Chris Widger will manage the Naturals after guiding the River Bandits to a High-A Central championship in their first season as a Kansas City affiliate in 2021. In doing so, he was named the Minor League Manager of the Year by *Baseball America* following the 2021 season.
- 2022 marks Widger's seventh year in the Royals' organization, as he was slated to manage Advanced-A Wilmington in 2020 and led Burlington to the Appalachian League Championship Series in his first season as Manager in 2019. Prior to that, he was Wilmington's Bench Coach from 2016-18.
- Before joining the Royals organization, he managed the Independent League Camden Riversharks in 2015 and was their Pitching Coach from 2012-14.
- A third-round pick by Seattle in the 1992 Draft, Widger played in parts of 10 seasons in the Majors with the Mariners (1995-96, 2000), Expos (1997-2000), Yankees (2002), Cardinals (2003), White Sox (2005-06) and Orioles (2006), winning a World Series with Chicago in 2005.
- Widger and his wife, Whitney, reside in Pennsville, N.J., with their children: C.J., Ashlynn and Skylar.



## #43 DERRICK LEWIS • PITCHING COACH

- Derrick Lewis is in his third season with the Royals' organization and second as pitching coach at Northwest Arkansas.
- He spent the previous 16 seasons in the Atlanta Braves' organization, the first 14 as a Minor League pitching coach and the last two as the Pitching Coordinator.
- Pitching coach timeline: 2004-07: GCL Braves (Gulf Coast League, RK)... 2008-10: Danville Braves (Appalachian League, RK)... 2011-13: Rome Braves (South Atlantic League, A)... 2014: Lynchburg Hillcats (Carolina League, A+)... 2015-2016: Carolina Mudcats (Carolina League, A+)... 2017: Mississippi Braves (Southern League, AA)
- He played seven seasons in the Braves' organization from 1997-2003, after being selected in the 20th round of the 1997 draft.
- Lewis and his wife, Roslyn, reside in Charlotte, North Carolina, with their daughter, Skye and Son, Lake.



## #6 ABRAHAM NÚÑEZ • HITTING COACH

- Abraham Núñez enters his fourth season as Northwest Arkansas' hitting coach after serving in the same capacity with High-A Wilmington (2015-2018), Class-A Lexington (2014), Rookie Advanced Burlington (2013) and the Dominican Royals (2012).
- Núñez played for parts of 12 seasons in the Majors with the Pirates (1997-2004), Cardinals (2005), Phillies (2006-2007) and Mets (2008). A switch-hitter, he owns a career average of .242 as a utility infielder in the big leagues, primarily playing third base, but could play all four infield positions.
- His best season came in 2005 when he batted .285 in 139 games for the National League Champion St. Louis Cardinals.
- Lifetime .346 (9-for-28) hitter in the postseason, including the 2005 National League Championship Series with St. Louis when he hit .385, though did not play in the World Series.
- Born in Santo Domingo, Dominican Republic, he now resides in Hudson, Massachusetts.



## #27 CHRISTIAN COLÓN • ASSISTANT HITTING COACH

- Christian Colón returns to the organization as the Naturals Assistant Hitting Coach in 2022, following a 12-year professional career.
- He was the Royals first-round pick in the 2010 MLB Draft, scored the winning run in the 2014 AL Wild Card game and had the game-winning hit in the title-clinching Game 5 of the 2015 World Series.
- After being drafted in 2010, Colón ascended to Northwest Arkansas by 2011 and between 2011, 2012 and 2014, played 202 games for the Naturals ... In 2011, Colón led the Texas League in sacrifices (21), while leading the team in at-bats (491) and hits (126). His 21 sacrifices that season are the most a Naturals player has ever recorded in a single season, while 28 overall are tied for the club record.
- During his playing career, he made stops in Miami (2017) and Cincinnati (2019-20) ... spent 2021 with the Rich Baseball-owned Buffalo Bisons (Triple-A, Toronto) before announcing his retirement.
- He also played in parts of four seasons in the Puerto Rican Winter League.
- Christian lives in Cave Springs, Ark. (15 minutes North of Arvest Ballpark) with his wife, Kayla, and three daughters, Marley, Mia and Lucy.



## #23 MIKE JIRSCHLE • BENCH COACH

- Mike Jirschle enters his first season as the Bench Coach for Northwest Arkansas after spending last season in the same role for Manager Chris Widger in Quad Cities.
- He served as a Special Assistant to the General Manager in 2020 and was on the Royals coaching staff as the Third Base Coach from 2014-19 and won the World Series in 2015.
- Jirschle previously managed the Triple-A Omaha franchise for 11 seasons (2003-13), leading the team to four division titles, three-straight trips to the Pacific Coast League championship round (2011-13), two PCL titles (2011, 2013) and a Triple-A Championship in 2013.
- He earned the 2011 Mike Coolbaugh Award for outstanding baseball work ethic, knowledge of the game and skill in mentoring young players on the field.
- Prior to his 11-year stint with Omaha, he served as the Royals Minor League Infield Coordinator for four years (1998-2002), while he held managerial positions with Omaha (1995-97), Wilmington (1994), Rockford (1993) and the Gulf Coast Royals (1992).
- Jirschle was originally selected by the Texas Rangers in the fifth round of the 1977 MLB Draft and played in 999 minor league games over 13-plus seasons in the Rangers and Royals systems.



## DANNY ACCOLA • CERTIFIED ATHLETIC TRAINER

- Danny Accola is entering his seventh season with the Royals organization and first as the certified athletic trainer with the Naturals, after serving in the same role with the Quad Cities in 2021.
- He was slated to serve in that role with Wilmington in 2020 and previously filled those roles with Lexington in 2019, Burlington from 2017-18 and with Surprise in 2016.
- Accola graduated from the University of Central Missouri in 2014 and previously held an athletic training internship with the Denver Broncos in 2013.



## C.J. MIKKELSEN • STRENGTH & CONDITIONING COACH

- C.J. Mikkelsen will serve as the Northwest Arkansas Strength & Conditioning Coach for the second consecutive season, after being slated to fill that same role at Idaho Falls in 2020.
- He graduated in December 2019 with a master's degree in sports physiology from Texas A&M University, where he also worked as a Sports Performance Graduate Intern.
- Mikkelsen earned his bachelor's degree in exercise and wellness from Arizona State University in 2016. He resides in Desert Hills, Arizona.



DREW EPPERSON  
VIDEO COORDINATOR



MITCH MEYER  
VIDEO COORDINATOR



Anthony Veneziano - Pitching - Stat Splits - 2022 - Regular Season

Split	Team	W	L	ERA	G	GS	CG	SHO	SV	IP	H	R	ER	HR	HB	BB	IBB	SO	WHIP	AVG	AB	WP	BK	GIDP	TBF	NP-S
Home Games	NWA	1	1	7.88	2	2	0	0	0	8.0	12	7	7	2	0	4	0	4	2.00	.353	34	0	0	0	39	149 - 89
Away Games	NWA	0	3	25.20	3	3	0	0	0	5.0	12	14	14	2	0	11	0	5	4.60	.444	27	0	0	0	38	162 - 88
Night Games	NWA	1	4	14.54	5	5	0	0	0	13.0	24	21	21	4	0	15	0	9	3.00	.393	61	0	0	0	77	311 - 177
On Grass	NWA	1	4	14.54	5	5	0	0	0	13.0	24	21	21	4	0	15	0	9	3.00	.393	61	0	0	0	77	311 - 177
April	NWA	1	3	12.71	4	4	0	0	0	11.1	20	16	16	4	0	11	0	7	2.74	.385	52	0	0	0	64	249 - 144
May	NWA	0	1	27.00	1	1	0	0	0	1.2	4	5	5	0	0	4	0	2	4.80	.444	9	0	0	0	13	62 - 33
On Tuesdays	NWA	0	1	27.00	1	1	0	0	0	1.2	4	5	5	0	0	4	0	2	4.80	.444	9	0	0	0	13	62 - 33
On Wednesdays	NWA	1	0	5.40	1	1	0	0	0	5.0	6	3	3	1	0	1	0	2	1.40	.300	20	0	0	0	22	77 - 52
On Thursdays	NWA	0	1	23.63	1	1	0	0	0	2.2	8	7	7	2	0	2	0	3	3.75	.500	16	0	0	0	18	63 - 39
On Fridays	NWA	0	1	12.00	1	1	0	0	0	3.0	6	4	4	1	0	3	0	2	3.00	.429	14	0	0	0	17	72 - 37
On Saturdays	NWA	0	1	27.00	1	1	0	0	0	0.2	0	2	2	0	0	5	0	0	7.50	.000	2	0	0	0	7	37 - 16
In games following a win	NWA	0	3	25.20	3	3	0	0	0	5.0	12	14	14	2	0	11	0	5	4.60	.444	27	0	0	0	38	162 - 88
In games following a loss	NWA	1	1	7.88	2	2	0	0	0	8.0	12	7	7	2	0	4	0	4	2.00	.353	34	0	0	0	39	149 - 89
Starter	NWA	1	4	14.54	5	5	0	0	0	13.0	24	21	21	4	0	15	0	9	3.00	.393	61	0	0	0	77	311 - 177

Anthony Veneziano - Opposing Hitting - Stat Splits - 2022 - Regular Season

Split	Team	AVG	G	AB	R	H	2B	3B	HR	RBI	BB	IBB	SO	SB	CS	OBP	SLG	OPS	HBP	SAC	SF	GIDP
vs Left	NWA	.400	5	20		8	0	0	1	5	3	0	3			.478	.550	1.028	0	0	0	0
vs Right	NWA	.390	5	41		16	6	1	3	15	12	0	6			.519	.805	1.324	0	0	1	0
Team is ahead	NWA	.250	2	8		2	0	0	1	1	0	0	2			.250	.625	.875	0	0	0	0
Team is behind	NWA	.433	5	30		13	3	1	2	13	7	0	4			.541	.800	1.341	0	0	0	0
Score is tied	NWA	.391	5	23		9	3	0	1	6	8	0	3			.531	.652	1.183	0	0	1	0
Batting First	NWA	.286	5	7		2	0	0	1	1	3	0	1			.500	.714	1.214	0	0	0	0
Batting Second	NWA	.143	5	7		1	1	0	0	0	3	0	2			.400	.286	.686	0	0	0	0
Batting Third	NWA	.400	5	10		4	1	0	0	2	0	0	3			.400	.500	.900	0	0	0	0
Batting Fourth	NWA	.375	5	8		3	1	0	0	2	2	0	2			.500	.500	1.000	0	0	0	0
Batting Fifth	NWA	.500	5	6		3	1	0	1	5	2	0	0			.625	1.167	1.792	0	0	0	0
Batting Sixth	NWA	.500	5	6		3	0	1	0	3	2	0	0			.625	.833	1.458	0	0	0	0
Batting Seventh	NWA	.400	5	5		2	1	0	0	2	3	0	1			.625	.600	1.225	0	0	0	0
Batting Eighth	NWA	.333	4	6		2	0	0	1	2	0	0	0			.286	.833	1.119	0	0	1	0
Batting Ninth	NWA	.667	4	6		4	1	0	1	3	0	0	0			.667	1.333	2.000	0	0	0	0
Leading Off	NWA	.364	5	11		4	1	0	2	2	3	0	2			.500	1.000	1.500	0	0	0	0
First Inning	NWA	.263	5	19	6	5	2	0	0	5	10	0	4	4	0	.517	.368	.885	0	0	0	0
Second Inning	NWA	.333	4	15	4	5	3	0	1	4	3	0	4	1	0	.421	.733	1.154	0	0	1	0
Third Inning	NWA	.632	3	19	10	12	1	1	3	10	2	0	0	1	0	.667	1.263	1.930	0	0	0	0
Fourth Inning	NWA	.400	1	5	1	2	0	0	0	1	0	0	0	1	0	.400	.400	.800	0	0	0	0
Fifth Inning	NWA	.000	1	3	0	0	0	0	0	0	0	0	1	0	0	.000	.000	.000	0	0	0	0
Bases Empty	NWA	.423	5	26		11	1	0	3	3	5	0	3			.516	.808	1.324	0	0	0	0
Runner at 1st	NWA	.200	5	10		2	2	0	0	0	3	0	1			.385	.400	.785	0	0	0	0
Runner at 2nd	NWA	.400	4	10		4	0	1	0	3	2	0	3			.500	.600	1.100	0	0	0	0
Runner at 3rd	NWA	.600	3	5		3	2	0	0	3	0	0	1			.600	1.000	1.600	0	0	0	0
Runners at 1st & 2nd	NWA	.333	2	6		2	1	0	0	3	0	0	1			.333	.500	.833	0	0	0	0
Runners at 1st & 3rd	NWA	.000	3	1		0	0	0	0	0	2	0	0			.667	.000	.667	0	0	0	0
Runners at 2nd & 3rd	NWA	1.000	3	1		1	0	0	0	2	1	0	0			.667	1.000	1.667	0	0	1	0
Bases Loaded	NWA	.500	3	2		1	0	0	1	6	2	0	0			.750	2.000	2.750	0	0	0	0
Runners On	NWA	.371	5	35		13	5	1	1	17	10	0	6			.500	.657	1.157	0	0	1	0
Scoring Position	NWA	.440	5	25		11	3	1	1	17	7	0	5			.545	.760	1.305	0	0	1	0
No Outs	NWA	.222	5	18		4	1	0	2	2	4	0	2			.364	.611	.975	0	0	0	0
One Out	NWA	.500	5	26		13	3	1	2	10	5	0	3			.563	.923	1.486	0	0	1	0
Two Outs	NWA	.412	5	17		7	2	0	0	8	6	0	4			.565	.529	1.094	0	0	0	0
Ahead in Count	NWA	.158	5	19		3	3	0	0	1	0	0	4			.158	.316	.474	0	0	0	0
Behind in Count	NWA	.350	5	20		7	1	1	2	10	15	0	2			.611	.800	1.411	0	0	1	0
0-0 Count	NWA	.800	3	10		8	1	0	2	4	0	0	0			.800	1.500	2.300	0	0	0	0
0-1 Count	NWA	.000	2	2		0	0	0	0	0	0	0	0			.000	.000	.000	0	0	0	0
0-2 Count	NWA	.200	4	10		2	2	0	0	0	0	0	2			.200	.400	.600	0	0	0	0
1-0 Count	NWA	.333	2	3		1	0	0	1	4	0	0	0			.333	1.333	1.666	0	0	0	0
1-1 Count	NWA	.714	4	7		5	1	0	0	5	0	0	0			.714	.857	1.571	0	0	0	0
1-2 Count	NWA	.143	5	7		1	1	0	0	1	0	0	2			.143	.286	.429	0	0	0	0
2-0 Count	NWA	.500	2	2		1	1	0	0	1	0	0	0			.500	1.000	1.500	0	0	0	0
2-1 Count	NWA	.333	2	3		1	0	1	0	2	0	0	0			.250	1.000	1.250	0	0	1	0
2-2 Count	NWA	.200	3	5		1	0	0	0	0	0	0	3			.200	.200	.400	0	0	0	0
3-0 Count	NWA	1.000	3	1		1	0	0	0	1	4	0	0			1.000	1.000	2.000	0	0	0	0
3-1 Count	NWA	.250	5	4		1	0	0	1	2	4	0	0			.625	1.000	1.625	0	0	0	0
3-2 Count	NWA	.286	5	7		2	0	0	0	0	7	0	2			.643	.286	.929	0	0	0	0
Pitcher	NWA	.393	5	61		24	6	1	4	20	15	0	9			.506	.721	1.227	0	0	1	0



## #32 ANTHONY VENEZIANO

BORN: Sept. 1, 1997 in Hackettstown, NJ (Age 24)

HOMETOWN: Hackettstown, New Jersey

HEIGHT/WEIGHT: 6-5/205 lbs

SEASON WITH NATURALS: 1st Season

DRAFT: Round 10 - 2019 (Kansas City Royals)

COLLEGE: Coastal Carolina University (Conway, SC)

HIGH SCHOOL: Warren Hills Regional HS (Washington, NJ)

## SCOUTING REPORT

**Ranked by Baseball America as the No. 21 Royals prospect**  
**Ranked by MLB Pipeline as the No. 17 Royals prospect**

**Deceptive on the mound with a three-quarters arm slot with a good, repeatable motion ... had some kinks in his delivery to work out last season (not dropping his front arm and staying loaded in his back leg so he could drive through the baseball)**  
**FASTBALL:** Elevates the pitch ... saw a burst in velocity over last season, averaging 94-95 mph with late life and at times hitting 98-100 mph.

**SLIDER:** Above average pitch with slurvy motion that gets swings and misses, but he commands inconsistently.

**CHANGEUP:** Average pitch with some tumble and fade that is a major focus for improvement this season.

## 2022 SEASON

- Could not pitch out of the first inning on 4/9 @ SPR, walked 5 and allowed two runs on 37 pitches, faced 7 batters.
- Threw 36 pitches in 1st inning on 4/15 vs. WCH, but got through 3.0 innings and struck out two.
- Retired 6 of the first 7 batters he faced 4/21 @ FRI with 2.0 scoreless innings, before surrendering 7 runs in 3rd inning
- Earned his first win of the season on 4/27 vs. AMA, pitching 5.0 innings with two strikeouts

## CAREER NOTES

## 2021

- Spent the entire year with Quad Cities (A+), where he was named the River Bandits' Pitcher of the Year ... across 22 starts, went 6-4 with a 3.75 ERA (39 ER in 93.2 IP), while striking out 127 and walking just 37 ... appeared twice in the High-A Central All-Star team, recognized as the league's Pitcher of the Year, as well as the left-handed starting pitcher representative on the All-Star team.
- His 127 strikeouts ranked as the most in the Royals' organization, while 22 games started was tied for second and 93.2 innings ranked seventh ... among Royals minor league pitchers who threw at least 90.0 innings, ranked first with 12.20 K/9 and a 32.3% K% ... his 3.75 ERA was fourth, while a .220 opponents' batting average and 1.21 WHIP both placed third in the system among qualified pitchers.
- Among all pitchers at High-A in 2021, only one struck out more batters ... tied for the High-A Central lead in strikeouts, tied for third in games started ... also ranked first in the league in K/9, K% and placed 13th in innings pitched.
- Went at least 5.0 innings in nine of his 22 starts, including five of his last eight.
- Struck out five or more batters in 16 of 22 starts, including 13 straight between 6/13 and 8/22.
- Allowed two runs or less in 15 of 22 starts, with five scoreless starts (all 5.0 innings or more).
- Started Game 2 of the High-A Central Championship Series on 9/22 against Cedar Rapids for the River Bandits ... threw 3.2 scoreless innings, allowing just two hits and one walk while striking out four in a 6-0 win over theernels.
- Entered 2021 as an unranked prospect, ended the year ranked by Baseball America as the No. 30 Royals prospect

## 2019

- Spent his first season in pro ball with Idaho Falls (R) in the Pioneer League ... pitched in 13 games (11 starts) and went 3-4 with a 5.59 ERA (29 ER in 46.2 IP), while striking out 44 batters.
- Did not allow an earned run in the first four games (11.0 innings) of his career, a four-outing (two start) span between 6/17 and 7/3, striking out nine batters along the way.
- Pitched twice for the Chukars in the Pioneer League playoffs, including 4.0 scoreless, no-hit innings of relief to earn the win in Game 2 of the Pioneer League Championship Series on 9/14 at Ogden.

## COLLEGE (COASTAL CAROLINA, 2017-2019)

- Attended Coastal Carolina University, where he pitched in 49 games (35 starts) across three seasons with the Chanticleers (Sun Belt Conference) and went 14-6 with a 5.04 ERA (99 ER in 176.2 IP) with 187 strikeouts.
- Held opponents to a .258 batting average for his career, which ranks 25th all-time in CCU's career record books ... his career average of 9.53 strikeouts per nine innings ranks eighth all-time and his 14 career wins are tied for the 31st most wins in school history.
- JUNIOR (2019): Went 5-3 with 85 strikeouts in 78.0 innings (9.8 K/9) over 21 appearances (14 starts) ... ranked seventh in the Sun Belt and first on the team with his 85 strikeouts on the season.

## MISCELLANEOUS

- Full name is *Anthony James Veneziano* ... resides in Hackettstown, New Jersey during the offseason.
- Graduated from Warren Hills High School (N.J.) in 2016, where he had a 0.74 ERA and 64 strikeouts in 47.1 innings as a senior ... threw 9.0 no-hit innings with 16 strikeouts in a game that year, but got a no-decision in his school's 1-0 loss in 11 innings ... led his team in stolen bases his senior year of high school (12).
- Favorite teams are the New York Giants (NFL) & Brooklyn Nets (NBA) ... enjoys playing golf, basketball and video games.

## SEASON / CAREER HIGHS

SEASON			CAREER		
4/27/22 vs. Amarillo	5.0	INNINGS PITCHED	6.0, 2x	Last: 7/30/21 vs. South Bend	
4/21/22 @ Frisco	8	HITS ALLOWED	12	7/29/19 vs. Missoula	
4/21/22 @ Frisco	7	RUNS ALLOWED	9	7/29/19 vs. Missoula	
4/21/22 @ Frisco	7	EARNED RUNS ALLOWED	8	7/29/19 vs. Missoula	
4/21/22 @ Frisco	2	HOME RUNS ALLOWED	4	7/24/21 vs. Peoria	
4/9/22 @ Springfield	5	WALKS ALLOWED	5	4/9/22 @ Springfield	
4/21/22 @ Frisco	3	STRIKEOUTS	10	7/30/21 vs. South Bend	
4/27/22 vs. Amarillo	22	BATTERS FACED	24, 3x	Last: 6/19/21 vs. Wisconsin	
4/27/22 vs. Amarillo	77	PITCHES THROWN	86	7/30/21 vs. South Bend	
4/21/22	2.0 IP	SCORELESS STREAK	14.0 IP	8/17/21 to 9/4/21	

## VENEZIANO 2022 RUN SUPPORT (STARTS ONLY)

RUNS SCORED	0	1	2	3	4	5	6	7	8	9	10+
Games	3	1								1	
PLAYER W-L	0-3	0-1								1-0	
Team W-L	0-3	0-1								1-0	

## 2022 GAME-BY-GAME (NORTHWEST ARKANSAS, AA)

DATE	OPPONENT	RES	LEFT GAME	DEC	IP	H	R	ER	HR	HB	BB	SO	BF	NP-S
4/9/22	@ Springfield	L, 14-11	Bottom 1st, losing 2-0	L	0.2	0	2	2	0	0	5	0	7	37-16
4/15/22	vs. Wichita	L, 4-2	End 3rd, losing 3-0	L	3.0	6	4	4	1	0	3	2	17	72-37
4/21/22	@ Frisco	L, 12-2	Bottom 3rd, losing 7-1	L	2.2	8	7	7	2	0	2	3	18	63-39
4/27/22	vs. Amarillo	W, 12-6	End 5th, leading 9-1	W	5.0	6	3	3	1	0	1	2	22	77-52
5/3/22	@ Springfield	L, 12-5	Bottom 2nd, losing 5-0	L	1.2	4	5	5	0	0	4	2	13	62-33

## VENEZIANO vs. SPRINGFIELD IN 2022

W	L	ERA	G	GS	CG	SHO	GF	HLD	SV	SVO	IP	H	R	ER	HR	HB	BB	IBB	SO	WHIP	AVG
0	2	27.00	2	2	0	0	0	0	0	0	2.1	4	7	7	0	0	9	0	2	5.57	.364

## VENEZIANO vs. SPRINGFIELD HITTERS IN 2022

PLAYER	AVG	AB	H	2B	3B	HR	RBI	BB	SO	PLAYER	AVG	AB	H	2B	3B	HR	RBI	BB	SO
Baldoquin, R	1.000	1	1	1	0	0	0	0	0	Pages, P	.500	2	1	1	0	0	2	0	1
Gómez, M	.000	2	0	0	0	0	0	0	1	Pérez, D	.000	1	0	0	0	0	0	1	0
Koperniak, M	.000	1	0	0	0	0	1	2	0	Pinder, C	.000	1	0	0	0	0	0	0	0
Lott, T	.000	0	0	0	0	0	0	2	0	Redmond, C	1.000	1	1	0	0	0	1	1	0
Nunez, M	1.000	1	1	1	0	0	2	1	0	Walker, J	.000	1	0	0	0	0	0	2	0

## MINOR LEAGUE CAREER

SEASON	TEAM	W	L	ERA	G	GS	CG	SHO	SV	SV	IP	H	R	ER	HR	HB	BB	IBB	SO	WHIP	AVG	AB	WP	BK	GIDP	TBF	NP-S
2019	Idaho Falls (R)	3	4	5.59	13	11	0	0	1	1	46.2	65	35	29	6	3	13	0	44	1.67	.323	201	4	0	3	219	822-516
2020		Did not play (no minor league season)																									
2021	Quad Cities (A+)	6	4	3.75	22	22	0	0	0	0	93.2	76	46	39	11	10	37	0	127	1.21	.222	342	9	0	7	393	1577-1027
2022	NW Arkansas (AA)	1	4	14.54	5	5	0	0	0	0	13.0	24	21	21	4	0	15	0	9	3.00	.393	61	0	0	0	77	311-177
TOTALS (3 MILB SEASONS)		10	12	5.22	40	38	0	0	1	1	153.1	165	102	89	21	13	65	0	180	1.50	.273	604	13	0	10	689	2710-1720





## PLAYER

## QUICK NOTES


## CAREER HIGHS



**14 HOLDEN CAPPS**  
LHP • R/L • 6'1" • 194 lbs • 3/24/1995 (27)  
2017 MLB Draft – Round 8 (U. of Central Oklahoma)  
Born/Resides: Lawton, Oklahoma



**17 ZACK PHILLIPS**  
LHP • L/L • 6'1" • 170 lbs • 7/11/1998 (23)  
2019 MLB Draft – Round 27 (Ole Miss)  
Born: Sierra Vista, Arizona • Resides: Texarkana, Arkansas




**18 ALEC MARSH**  
RHP • R/R • 6'3" • 220 lbs • 5/14/1998 (23)  
2019 MLB Draft – Round 7, 70th Overall (Arizona State)  
Born: Waukesha, Wisc. • Resides: Milwaukee, Wisc.




**21 ASA LACY**  
LHP • L/R • 6'4" • 215 lbs • 6/2/1999 (22)  
2020 MLB Draft – Round 1, 4th Overall (Texas A&M)  
Born: Bryan, Texas • Resides: Kerrville, Texas




**22 STEPHEN WOODS JR.**  
RHP • R/R • 6'1" • 200 lbs • 6/10/1995 (26)  
Traded from Tampa Bay – 7/21/2020  
Born: New Hyde Park, N.Y. • Resides: Huntington Station, N.Y.




**27 WALTER PENNINGTON**  
LHP • L/L • 6'2" • 205 lbs • 4/14/1998 (24)  
Signed 8/19/2020 as an Undrafted Free Agent  
Born: Englewood, Colorado • Resides: Broomfield, Colorado




**28 DREW PARRISH**  
LHP • L/L • 5'11" • 195 lbs • 12/8/1997 (24)  
2019 MLB Draft – Round 8 (Florida State)  
Born: Cape Canaveral, Florida • Resides: Rockledge, Florida




**29 ZACH WILLEMANN**  
RHP • R/R • 6'3" • 215 lbs • 3/27/1996 (26)  
Traded from Los Angeles (NL) as PTBNL – 10/20/2021  
Born/Resides: Napoleon, Ohio




**32 ANTHONY VENEZIANO**  
LHP • L/L • 6'6" • 200 lbs • 9/1/1997 (24)  
2019 MLB Draft – Round 10 (Costal Carolina)  
Born/Resides: Hackettstown, New Jersey




**38 DANTE BIASI**  
LHP • L/L • 6'0" • 200 lbs • 12/22/1996 (25)  
2019 MLB Draft – Round 6 (Penn State)  
Born: Wilkes Barre, Penn. • Resides: Hazleton, Penn.



**39 MARCELO MARTINEZ**  
LHP • L/L • 6'2" • 190 lbs • 8/10/1996 (25)  
Signed 3/7/2018 as an International Free Agent  
Born/Resides: Reynosa, México



**45 YEFERI DEL ROSARIO**  
RHP • R/R • 6'2" • 180 lbs • 9/23/1999 (22)  
Signed 12/5/2017 as a Minor League Free Agent  
Born/Resides: Miches, Dominican Republic



**53 ÁNGEL ZERPA**  
LHP • L/L • 6'0" • 220 lbs • 9/27/1999 (22)  
Signed 6/26/2016 as an International Free Agent  
Born: Valle De La Pascua, Venez. • Resides: Anaco, Venez.



**55 JONAH DIPOTO**  
RHP • R/R • 6'1" • 225 • 9/3/1996 (25)  
2019 MLB Draft – Round 35 (University of San Diego)  
Born: Queens, New York • Resides: San Diego, California



**57 PATRICK SMITH**  
LHP • L/L • 6'2" • 215 lbs • 10/14/1996 (25)  
2019 MLB Draft – Round 33 (Purdue University)  
Born: Elk Grove, Illinois • Resides: Schaumburg, Illinois



- 2021: Began the season on the Naturals' 60-Day IL and split the season between the Arizona Complex League, Quad Cities (A+) and NW Arkansas ... combined between three levels, went 4-2 across 22 games (three starts) with a 5.79 ERA (24 ER in 37.1 IP) and 36 strikeouts.
- 2019: Split the season between Wilmington (A+) and NW Arkansas (AA), pitching in 39 games out of the bullpen for the Blue Rocks and Naturals with a combined 2.61 ERA (15 ER in 51.2 IP) and 55 strikeouts.

2SFB, SL, CH

CONSECUTIVE BATTERS RETIRED: 2 (5/6/2022)

SCORELESS STREAK: 1.2 IP (5/6/2022)

- 2021: Split the season between Columbia (A) and Quad Cities (A+), combining to pitch in 25 games out of the bullpen with an 0-4 record, but three saves and a 2.06 ERA (11 ER in 48.0 IP) while walking just 13 and striking out 51 ... 16 of his 25 total appearances were scoreless.
- 2019: After being drafted, was assigned to Burlington (R) in the Appalachian League and pitched in 20 games out of the bullpen for the B-Royals, going 4-1 with two saves and a 2.15 ERA (9 ER in 37.2 IP), while striking out 29.

4SFB, 2SFB, CT, SL, CH

CONSECUTIVE BATTERS RETIRED: 1 (5/3/2022)

SCORELESS STREAK: 1.1 IP (5/3/2022)

- Ranked as the No. 11 prospect in the Royals' minor league system, according to *Baseball America* ... the No. 12 prospect in the Royals' organization according to MLB Pipeline.
- 2021: Broke camp with NW Arkansas (AA) and made six starts for the Naturals, before missing the rest of the year with an injury ... went 1-3 with a 4.97 ERA (14 ER in 25.1 IP) with 42 strikeouts (14.9 K/9) ... over his first 8.1 Double-A innings: 8.1 hitless and scoreless innings.

4SFB, SL, CV, CH

CONSECUTIVE BATTERS RETIRED: 2 (5/6/2022)

SCORELESS STREAK: 2.1 IP (5/6/2022)

- Ranked as the No. 4 prospect in the Royals' minor league system, according to *Baseball America*, also BA's No. 4 left-handed pitching prospect ... the No. 72 overall prospect, No. 4 prospect in the Royals' organization and No. 5 left-handed pitching prospect according to MLB Pipeline ... listed as having the "Best Slider" among KC's prospects in the 2021 AND 2022 Best Tools survey from *Baseball America*.
- 2021: Spent his first professional season with Quad Cities (A+) and made 14 starts with the River Bandits, going 2-5 with a 5.19 ERA (30 ER in 52.0 IP) and 79 strikeouts, before being placed on the Injured List on 7/27 and missed the rest of the season.

4SFB, CT/SL, CV, CH

CONSECUTIVE BATTERS RETIRED: 0

SCORELESS STREAK: 1.0 IP (4/12/2022)

- 2021: Spent the entire season with NW Arkansas (AA), beginning the season as a starting pitcher and finishing the year as a reliever ... in 22 games (7 starts, 15 relief appearances), went 5-7 with a 7.42 ERA (39 ER in 47.1 IP), while walking 45 and striking out 48.
- 2018-19: Missed 2018 due to injury, went 9-3 in 2019 ... selected by Kansas City with the fourth overall pick in the Rule 5 Draft (12/12/2019).
- 2016-17: Played two seasons in the Giants organization, reaching Class-A, traded to Tampa Bay December 20 in the 3B Evan Longoria deal.

4SFB, CV, CH, CT

CONSECUTIVE BATTERS RETIRED: 1 (5/4/2022)

SCORELESS STREAK: 0.1 IP (5/4/2022)

- 2022: Assigned to NW Arkansas on 4/21 ... Pitched 5.2 scoreless innings with nine strikeouts for Quad Cities (A+) across three relief outings.
- 2021: Pitched 22 games for Columbia (A), went 3-3 with a team-leading four saves and a 3.18 ERA (14 ER in 39.2 IP) and 37 strikeouts ... placed on the 7-day injured list on 8/14 ... assigned to the ACL Royals Blue (R) on 9/7 for rehab and finished his season with two games there.
- MISC: Graduated from the Colorado School of Mines with a mechanical engineering degree, threw 224.2 innings, but also hit .288 with a 1.142 OPS.

4SFB, CV, CH

CONSECUTIVE BATTERS RETIRED: 8 (5/3/22 to 5/5/22)

SCORELESS STREAK: 4.2 IP (4/29/22 to 5/5/22)

- Ranked as the No. 38 prospect in the Royals' minor league system, according to *Baseball America* ... the No. 29 prospect in the Royals' organization according to MLB Pipeline.
- 2021: Split the season between Quad Cities (A+) and NW Arkansas (AA), with a break in between to pitch for Team USA at the 2021 WBSC Olympic Baseball Qualifiers ... named an MiLB.com Organization All-Star ... among qualified Minor League pitchers (96.0 IP), ranked 14th in WHIP, 14th in opponents' batting average (.198) and 16th in ERA (2.83) ... named August Double-A Central Pitcher of the Month.

4SFB, CV, CH

CONSECUTIVE BATTERS RETIRED: 5 (5/7/2022)

SCORELESS STREAK: 9.0 IP (5/1/22 to 5/7/22)

- 2021: Joined the Royals as the Player to be Named Later in the deal that originally sent LHP Danny Duffy from the KC to LA on 7/30 ... spent the entire 2021 season with Tulsa (AA), going 3-2 with three saves across 33 relief appearances with a 3.78 ERA (20 ER in 47.2 IP) while striking out 59 ... 28.2% K% and 11.14 K/9 both ranked 14th in the Dodgers organization among pitchers who threw at least 45.0 innings.
- 2019: Pitched in 21 games (6 starts) for Great Lakes (A) and went 4-7 with two saves and a 5.38 ERA (48 ER in 80.1 IP) and 55 strikeouts.

4SFB, SL, CH

CONSECUTIVE BATTERS RETIRED: 3 (5/7/2022)

SCORELESS STREAK: 4.2 IP (5/1/22 to 5/7/22)

- Ranked as the No. 21 prospect in the Royals' minor league system, according to *Baseball America* ... the No. 17 prospect in the Royals' organization according to MLB Pipeline.
- 2021: Named Quad Cities (A+) Pitcher of the Year ... across 22 starts, went 6-4 with a 3.75 ERA (39 ER in 93.2 IP), while striking out an organization-best 127 and walking just 37 ... named the High-A Central Pitcher of the Year and All-Star left-handed starting pitcher.

4SFB, SL, CH

CONSECUTIVE BATTERS RETIRED: 0

SCORELESS STREAK: 0.0 IP

- 2021: Spent the entire season with Quad Cities (A+), going 5-2 with two saves across 24 games (six starts) with a 3.77 ERA (30 ER in 71.2 IP) and 84 strikeouts ... first 16 appearances of the year all in relief, six of his last eight were starts, including four straight to end the year.
- 2019: Pitched in seven games for Burlington (R), going 1-0 with a 2.50 ERA (5 ER in 18.0 IP) and 24 strikeouts to justify three walks.
- COLLEGE: Across 28 games (27 starts) at Penn State, went 6-12 with a 3.76 ERA (57 ER in 136.1 IP) while striking out 153 and walking just 69.

4SFB, SL, CH, 2SFB

CONSECUTIVE BATTERS RETIRED: 2 (5/5/2022)

SCORELESS STREAK: 2.2 IP (5/5/2022)

- 2022: Assigned to NWA on 5/3, after beginning the year in Omaha (AAA), where he went 1-2 in 5 games (3 starts) with a 6.64 ERA.
- 2021: Began the season with NWA promoted to Omaha (AAA) on 6/15, where he pitched for the rest of the season ... combined to go 6-9 with a 5.11 ERA (64 ER in 112.2 IP), led all Royals minor league pitchers with 24 starts and 112.2 innings pitched ... ranked 4th with 117 strikeouts.
- 2018-19: Burlington (R) Pitcher of the Year & *Baseball America* Rookie All-Star in 2018 ... split 2019 between Lexington (A) & Wilmington (A+).

4SFB, CV, CH

CONSECUTIVE BATTERS RETIRED: 6 (5/4/2022)

SCORELESS STREAK: 3.1 IP (5/4/2022)

- 2021: Spent the entire season with Northwest Arkansas, pitching in 26 games (11 starts) and going 2-4 with a 5.99 ERA (47 ER in 70.2 IP) ... ranked third on the Naturals pitching staff in strikeouts (78) and innings pitched (70.2), and fifth in both games pitched and games started.
- 2019: Did not pitch due to injury ... had a nerve issue in his right bicep, only treatment was rest.
- 2017: Posted a 3.62 ERA in 37.1 IP between the DSL & GCL Braves ... granted free agency on 11/21/2017 after MLB investigation into the Braves.

4SFB, 2SFB, SL, CH

CONSECUTIVE BATTERS RETIRED: 2 (5/5/2022)

SCORELESS STREAK: 1.0 IP (5/5/2022)

- Ranked as the No. 20 prospect in the Royals' minor league system, according to *Baseball America* ... the No. 13 prospect in the Royals' organization according to MLB Pipeline ... listed as having the "Best Control" among Royals' pitching prospects in the 2022 Best Tools survey from BA.
- 2021: Began the season in Quad Cities (A+) and after stops with NW Arkansas (AA) and Omaha (AAA), made his Major League debut on Sept. 30 vs. Cleveland, pitching 5.0 innings and allowing two runs with four strikeouts ... 108 strikeouts between the three MiLB levels ranked 8th among Royals minor pitchers, as did 88.1 innings pitched.

4SFB, 2SFB, SL, CH

CONSECUTIVE BATTERS RETIRED: 2 (4/28/2022)

SCORELESS STREAK: 0.2 IP (4/28/2022)

- 2022: Pitched a scoreless Cactus League inning with a strikeout on 3/29 against his dad's Seattle Mariners.
- 2021: Pitched 22 games for Quad Cities, went 1-0 with eight saves (in 10 chances) and a 3.19 ERA (11 ER in 31.0 IP) and 39 strikeouts ... eight saves ranked tied second in the Royals' system ... 15 of his 22 outings were scoreless, only allowing more than one run three times.
- MISC: Full name is Jonah Seaver Dipoto, after Tom Seaver ... father Jerry Dipoto is currently the General Manager of the Seattle Mariners.

SI, 4SFB, SL, CH

CONSECUTIVE BATTERS RETIRED: 1 (5/6/2022)

SCORELESS STREAK: 1.2 IP (5/6/2022)

- 2022: Assigned to NWA on 5/3, after beginning the year in Quad Cities (A+), where he went 0-1 in 5 games with a 4.05 ERA and 9 strikeouts.
- 2021: Made 32 appearances between Columbia (A) and Quad Cities (A+), with a combined 3.69 ERA (22 ER in 53.2 IP) and a .214 opponents' batting average ... allowed two runs or fewer in 29 of 32 appearances, including 18 scoreless outings between the two levels.
- 2019: Made 21 appearances with Burlington (R), going 2-0 with a 3.78 ERA (14 ER in 33.1 IP) and 31 strikeouts ... ended year with 13.0 scoreless IP.

4SFB, 2SFB, CB, CH

CONSECUTIVE BATTERS RETIRED: 0

SCORELESS STREAK: 0.0 IP

IP	5.0	(5x) Last: 9/3/17 vs. Orem
K	7	(2x) Last: 7/1/18 vs. Asheville
BB	3	7/25/17 @ Missoula
H	8	(3x) Last: 9/3/17 vs. Orem
R	7	9/9/17 @ Ogden
NP	95	8/28/17 @ Ogden
IP	4.0	(3x) Last: 4/21/22 @ Frisco
K	6	7/13/21 @ Myrtle Beach
BB	4	4/9/22 @ Springfield
H	6	(2x) Last: 9/18/21 vs. South Bend
R	8	4/9/22 @ Springfield
NP	60	4/9/22 @ Springfield
IP	6.0	5/14/21 vs. Tulsa
K	11	5/14/21 vs. Tulsa
BB	4	5/28/21 vs. San Antonio
H	9	5/21/21 @ Springfield
R	4	(5x) Last: 4/30/22 vs. Amarillo
NP	85	5/8/21 @ Arkansas
IP	6.0	7/3/21 vs. Cedar Rapids
K	9	(3) Last: 7/3/21 vs. Cedar Rapids
BB	6	5/12/21 vs. Cedar Rapids
H	6	6/22/21 @ Beloit
R	5	5/30/21 @ Dayton
NP	84	4/17/22 vs. Wichita
IP	7.0	(2x) Last: 6/18/17 vs. Asheville
K	10	5/21/17 @ Charleston
BB	5	(6x) Last: 6/30/21 @ Springfield
H	10	6/18/21 @ San Antonio
R	7	6/18/21 @ San Antonio
NP	96	6/12/17 vs. Greenville
IP	3.1	7/16/21 @ Myrtle Beach
K	5	(2x) Last: 4/15/22 vs. Cedar Rapids
BB	4	7/28/21 @ Charleston
H	5	7/11/21 vs. Charleston
R	5	(2x) Last: 4/26/22 vs. Amarillo
NP	51	6/24/21 vs. Myrtle Beach
IP	7.0	(3x) Last: 5/7/22 @ Springfield
K	9	(2x) Last: 7/10/21 @ Wichita
BB	5	8/21/21 @ Tulsa
H	7	9/12/21 @ Wichita
R	5	6/10/21 @ Frisco
NP	91	8/27/21 vs. Springfield
IP	6.0	8/31/19 @ Lake County
K	7	(2x) Last: 7/3/19 vs. Lansing
BB	5	7/14/19 @ Peoria
H	11	5/19/19 vs. West Michigan
R	8	5/19/19 @ West Michigan
NP	89	8/15/19 @ West Michigan
IP	6.0	(2x) Last: 7/30/21 vs. South Bend
K	10	7/30/21 vs. South Bend
BB	5	4/9/22 @ Springfield
H	12	7/29/19 vs. Missoula
R	9	7/29/19 vs. Missoula
NP	86	7/30/21 vs. South Bend
IP	5.0	6/5/21 vs. Beloit
K	7	(4x) Last: 5/5/22 @ Springfield
BB	5	6/29/21 vs. Cedar Rapids
H	6	4/29/22 vs. Amarillo
R	5	(2x) Last: 5/30/21 @ Dayton
NP	81	5/5/22 @ Springfield
IP	6.2	(9/9/21 @ St. Paul)
K	12	(2x) Last: 8/1/18 @ Pulaski
BB	5	4/30/19 @ Frederick
H	10	7/13/21 @ Indianapolis
R	8	(2x) Last: 8/11/21 vs. Iowa
NP	104	7/30/19 vs. Fayetteville
IP	7.0	8/30/18 vs. Augusta
K	9	8/30/18 vs. Augusta
BB	5	(2x) Last: 8/1/21 vs. Wichita
H	8	6/22/18 vs. Charleston
R	8	6/22/18 vs. Charleston
NP	95	6/22/18 vs. Asheville
IP	6.0	(6x) Last: 7/21/21 @ Tulsa
K	10	7/20/17 @ DSL Astros Blue
BB	4	(2x) Last: 8/18/18 @ AZL Mariners
H	11	(2x) Last: 7/26/19 @ Princeton
R	9	7/26/19 @ Princeton
NP	88	5/11/21 vs. Cedar Rapids
IP	3.0	(4x) Last: 5/16/21 vs. Cedar Rapids
K	6	5/16/21 vs. Cedar Rapids
BB	4	(2x) Last: 4/8/22 @ Springfield
H	4	6/25/19 @ AZL Padres 1
R	3	(4x) Last: 7/30/21 vs. South Bend
NP	44	(2x) Last: 5/16/21 vs. Cedar Rapids
IP	3.0	9/3/21 @ Cedar Rapids
K	4	(4x) Last: vs. Myrtle Beach
BB	4	7/5/19 vs. Pulaski
H	5	8/2/19 @ Kingsport
R	6	8/2/19 @ Kingsport
NP	55	7/24/21 vs. Augusta





## STARTING PITCHER SPLITS

PITCHER	GS	W-L	TEAM W-L	R SUPPORT	SUPPORT/START	FPS	TBF	% FPS	TOTAL	POSSIBLE	% 1-2-3
29 Parrish, Drew	6	3-1	4-2	18	3.00	81	124	65.3%	14	31	45.2%
32 Veneziano, Anthony	5	1-4	1-4	10	2.00	31	78	39.7%	2	11	18.2%
18 Marsh, Alec	5	0-1	2-3	10	2.00	56	85	65.9%	5	19	26.3%
53 Zerpa, Angel	4	1-1	1-3	21	5.25	37	59	62.7%	3	16	18.8%
38 Biasi, Dante	3	0-0	3-0	12	4.00	24	54	44.4%	1	11	9.1%
21 Lacy, Asa	2	0-1	1-1	9	4.50	23	43	53.5%	3	9	33.3%
39 Martinez, Marcelo	1	1-0	1-0	7	7.00	12	21	57.1%	4	6	66.7%
	26			87	3.35	264	464	56.9%	32	103	31.1%

## 1ST PITCH STRIKES

## 1-2-3 INNINGS

## NATURALS STARTERS VS. RELIEVERS

STARTERS	RELIEVERS
6-8	W-L
5.38	ERA
107.0	INNINGS
102 (15)	HITS (HR)
66 (64)	R (ER)
50	BB
110	K
1.42	WHIP
.248	AVG

## NATURALS RELIEVERS

PITCHER	LAST APPEARANCE	LEAD	TRAIL	TIED	1	2	3	4	5	6	7	8	9	10+	BR INHER.	BR SCORE	% SCORE	TOTAL	POSSIBLE	% 1-2-3
38 Biasi, Dante	SUN 4/17 vs. Wichita (3.1 IP)	1	1	-	-	-	-	-	1	1	-	-	-	-	1	0	0.0%	2	6	33.3%
14 Capps, Holden	FRI 5/6 @ Springfield (2.1 IP)	3	1	1	-	-	-	-	3	1	-	-	1	-	1	0	0.0%	1	9	11.1%
	Cosby, Christian TUE 4/13 vs. Wichita (2.1 IP)	-	1	1	-	-	-	1	1	-	-	-	-	-	3	2	66.7%	1	4	25.0%
45 Del Rosario, Yefri	THU 5/5 @ Springfield (3.0 IP)	3	4	-	-	-	1	2	1	3	-	-	-	-	3	3	100.0%	2	19	10.5%
55 Dipoto, Jonah	FRI 5/6 @ Springfield (1.2 IP)	3	5	-	-	-	-	-	-	2	4	2	-	-	8	2	25.0%	3	8	37.5%
	Haake, Zach TUE 4/19 @ Frisco (2.2 IP)	1	2	-	-	-	1	-	1	1	-	-	-	-	3	3	100.0%	2	7	28.6%
27 Pennington, Walter	THU 5/5 @ Springfield (2.0 IP)	2	1	2	-	-	-	1	1	-	1	1	-	1	4	0	0.0%	2	8	25.0%
17 Phillips, Zach	TUE 5/3 @ Springfield (3.1 IP)	1	5	-	1	1	1	-	-	1	1	1	-	-	5	0	0.0%	3	14	21.4%
57 Smith, Patrick	TUE 5/3 @ Springfield (0.2 IP)	-	1	-	-	-	-	-	-	1	-	-	-	-	-	-	-	-	-	-
	Sotillet, Andres SUN 4/24 @ Frisco (1.0 IP)	4	-	1	-	-	-	-	-	-	1	3	1	-	3	0	0.0%	3	8	37.5%
29 Willeman, Zach	SAT 5/7 @ Springfield (2.0 IP)	6	2	2	-	-	-	-	-	-	-	4	5	1	-	-	-	4	14	28.6%
22 Woods Jr., Stephen	WED 5/4 @ Springfield (2.0 IP)	4	3	1	-	-	-	-	-	1	6	-	1	-	2	0	0.0%	1	11	9.1%
		28	26	8	1	1	3	4	8	11	13	11	8	2	33	10	30.3%	24	108	22.2%

## NATURALS PITCHER PICKOFF LOG (2)

	DATE	INNING	PITCHER	RUNNER	BASE	OUT #
1	4/16 vs. Wichita	▲ 3	Angel Zerpa (1)	Kevin Merrell	1st	1
2	4/28 vs. Amarillo	▲ 3	Angel Zerpa (2)	Blaze Alexander	2nd	1

## AUTOMATIC BALLS CALLED ON NATURALS PITCHERS (6)

DATE	INNING	UMPIRE	PITCHER	COUNT AT CALL	BATTER RESULT (COUNT)
4/19/2022 @ Frisco	▼ 2	Jake Bruner	Alec Marsh	0-0	Strikeout (1-2)
4/19/2022 @ Frisco	▼ 8	Jake Bruner	Stephen Woods Jr.	3-1	Walk (3-1)
4/21/2022 @ Frisco	▼ 3	Benjamin Engstrand	Anthony Veneziano	1-2	Walk (3-2)
4/26/2022 vs. Amarillo	▼ 3	Tanner Dobson	Drew Parrish	0-0	Popout (1-2)
4/30/2022 vs. Amarillo	▼ 3	Harrison Silverman	Alec Marsh	1-1	Strikeout (3-2)
5/1/2022 vs. Amarillo	▼ 1	Willie Traynor	Drew Parrish	0-2	Popout (1-2)



### PLAYER

### QUICK NOTES

### CAREER HIGHS




#### 1 JOHN RAVE

**OUTFIELDER** • L/R • 6'0" • 185 • 12/30/1997 (24)  
2019 MLB Draft — Round 5 (Illinois State)  
Born: Canton, Illinois • Resides: Bloomington, Illinois



#### 2 TYLER CROPLEY

**CATCHER** • R/R • 5'11" • 185 • 12/10/1995 (26)  
Signed 10/8/2020 as a Minor League Free Agent  
Born: Sioux City, Iowa • Resides: Cedar Rapids, Iowa



#### 4 RYAN GROTJOHN

**INF/OF** • L/R • 6'2" • 175 • 4/25/1995 (26)  
Signed 1/27/2022 as a Minor League Free Agent  
Born: Bakersfield, California • Resides: Scottsdale, Arizona



#### 7 BRHET BEWLEY

**INF/OF** • R/R • 5'11" • 182 lbs • 1/30/1997 (25)  
2018 MLB Draft — Round 32 (University of San Diego)  
Born: Temecula, California Resides: Winchester, California



#### 8 MAIKELE GARCIA

**INFIELDER** • R/R • 6'0" • 145 • 3/3/2000 (22)  
Signed 7/27/2016 as an International Free Agent  
Born/Resides: La Sabana, Venezuela



#### 9 JAKE MEANS

**INFIELDER** • R/R • 6'2" • 215 • 4/14/1996 (26)  
2019 MLB Draft — Round 22 (Indiana State)  
Born/Resides: Olathe, Kansas



#### 11 LOGAN PORTER

**CATCHER** • R/R • 6'0" • 200 • 7/12/1995 (26)  
Signed 6/21/2018 as a Non-Drafted Free Agent  
Born: Phoenix, Arizona • Resides: Surprise, Arizona



#### 12 TUCKER BRADLEY

**OUTFIELDER** • L/L • 6'0" • 206 • 5/6/1998 (24)  
Signed 6/23/2020 as a Minor League Free Agent  
Born/Resides: Chickamauga, Georgia



#### 13 NICK LOFTIN

**OUTFIELDER** • R/R • 6'1" • 180 • 9/25/1998 (23)  
2020 MLB Draft — CBA Round (32nd Overall)  
Born/Resides: Corpus Christi, Texas



#### 16 ROBBIE GLENDINNING

**INFIELDER** • R/R • 6'2" • 198 • 10/6/1995 (26)  
Signed 2/22/2022 as a Minor League Free Agent  
Born: Perth, Western Australia • Resides: Columbia, MO



#### 19 NATE EATON

**INF/OF** • R/R • 5'11" • 185 • 12/22/1996 (25)  
2018 MLB Draft — Round 21 (Virginia Military Institute)  
Born/Resides: Chester, Virginia



#### 25 SEULY MATIAS

**OUTFIELDER** • R/R • 6'3" • 225 • 9/4/1998 (23)  
Signed 7/4/2015 as an International Free Agent  
Born/Resides: La Isabela, Dominican Republic



#### 26 MICHAEL MASSEY

**INFIELDER** • L/R • 6'0" • 190 • 3/22/1998 (24)  
2019 MLB Draft — Round 4 (University of Illinois)  
Born: Palos Park, Illinois • Resides: Champaign, Illinois



#### 44 GAVIN STUPIENSKI

**INFIELDER** • L/R • 6'1" • 220 • 3/12/1994 (28)  
Signed 5/5/2021 as a Minor League Free Agent  
Born: Princeton, N.J. • Resides: Wilmington, N.C.

- **2021:** Named an MiLB.com Organization All-Star in the outfield for Kansas City ... spent the season with Quad Cities (A+), playing in 77 games and hit .252/.352/.453 (70-for-278) ... hit 14 homers and stole 13 bases, making him one of five 13-13 players in the system in 2021.
- **2019:** Assigned to Burlington (R) after being drafted and played 15 games in the Appalachian League before being promoted to Lexington (A) on 7/7, where he finished the season ... combined to slash .234/.326/.320 (54-for-231) across the two levels with 13 XBH and 16 RBI.
- **COLLEGE:** Attended the Illinois State University, where he was a three-year starting center fielder for the Redbirds and played 170 games.

**HIT STREAK:** 4 Games (5/3 to 5/7) .357 (5-for 14)

**ON-BASE BASE STREAK:** 4 Games (5/3 to 5/7) .357 (5-for 14), 2 BB

- **2021:** Spent the entire season with Northwest Arkansas (AA) ... across 26 games (19 starts), slashed .194/.325/.313 (13-for-67) with two home runs and six runs batted in... 6 of his 13 hits came in the month of July, where he hit .261 (6-for-23) in 10 games, with a double and three walks ... caught 5 of 12 would-be base stealers (42.0% CS).
- **2019:** Limited to 41 games with the Hagerstown Suns (A) and spent time on the injured list, hit .187 /.294/.276 (23-for-123).
- **COLLEGE:** Played 2015 and 2016 at Iowa Western CC before transferring to the University of Iowa for 2017 and 2018.

**HIT STREAK:**

**ON-BASE BASE STREAK:**

- **2021:** Released by the Arizona Diamondbacks on 1/8, spent the season in the American Association with the Kansas City Monarchs and was named the American Association All-Star at second base, slashing .329/.436/.523 (109-for-339) with 10 home runs and 60 runs batted in for the league champions ... led the team in OBP and ranked second on the team in batting average, walks (55) and steals (12).
- **2017-2019:** Spent three seasons in the Diamondbacks' system originally Arizona's 10th-round pick in 2017 ... reached as high as Double-A Jackson in 2018 and 2019 ... won league championships with Jackson and Visalia (A+) in 2019.

**HIT STREAK:**

**ON-BASE BASE STREAK:** 2 Games (4/27 to 4/30) .333 (1-for-3), 1 BB

- **2021:** Spent most of the season with NW Arkansas (AA), slashing .230/.284/.363 (47-for-204) across 56 games ... out of action for a month, on the Injured List between 8/10 and 9/5 ... appeared at 2nd base (23 G), 3rd base (23 G), left field (5 G) and DH (5 G), also pitched one inning (7/25).
- **2019:** Spent the entire season with Lexington (A), playing in 60 games, while slashing .252/.356/.307 (51-for-202) with one HR and 17 RBI.
- **2018:** Split the season between Surprise (R) and Burlington (R), playing in 54 games between the two stops ... combined to slash .291/.413/.394 (48-for-165) with 12 doubles, one home run and 12 runs batted in.

**HIT STREAK:**

**ON-BASE BASE STREAK:**

- Ranked as the No. 28 prospect in the Royals' minor league system, according to *Baseball America* ... the No. 22 prospect in the Royals' system according to MLB Pipeline ... listed as having the "Best Infield Arm" among Royals' prospects in *Baseball America's* 2022 Best Tools survey.
- **2021:** Split his season between Columbia (A), and Quad Cities (A+) and slashed a combined .291/.380/.405 (120-for-480) between the two levels ... ranked third in the Royals' minor league system in batting average (.291) among qualified hitters and sixth in BABIP (.341) ... was fifth in the organization in hits (120), tied for fourth in steals (35) ... added to Kansas City's 40-man roster on November 19, 2021.

**HIT STREAK:** 10 Games (4/27 to 5/7) .390 (16-for-41), 5 2B

**ON-BASE BASE STREAK:** 10 Games (4/27 to 5/7) .390 (16-for-41), 8 BB

- **2021:** Spent the first month and a half of the season with Columbia (A) before a promotion to Quad Cities (A+) on 6/15, where he finished out the season ... combined to slash .222/.343/.429 (76-for-343) over 97 games, with 16 home runs and 52 runs batted in ... assigned to the Surprise Saguaros of the Arizona Fall League after the MiLB season ... across 19 games, slashed .171/.244/.271 (12-for-70) with four doubles.
- **2019:** Assigned to Burlington (R) after being drafted and played in 60 games for the Royals, slashing .267/.410/.400 (56-for-210) with 17 extra-base hits (five home runs) and 29 runs batted in

**HIT STREAK:**

**ON-BASE BASE STREAK:**

- **2021:** Spent the season with Quad Cities (A+) and slashed .241/.368/.451 (62-for-257) in 77 games ... named a High-A Central post-season All-Star at catcher ... hit a walk-off homer in Game 4 of the High-A Central Championship Series on 9/25 to win 2-1 and force Game 5.
- **2019:** Spent the season with Burlington (R) and led the league in batting average (.352), on-base percentage (.481), slugging percentage (.648) and OPS (1.130), ranked tied for fourth in walks (31) and tied for sixth in home runs (9).
- **MISC:** Grew up down the street from Surprise Stadium, was a clubbie for the AZL Royals the summer of 2011 while in high school.

**HIT STREAK:**

**ON-BASE BASE STREAK:**

- **2021:** Began his professional career splitting the year between Columbia (A) and Quad Cities (A+) and combined to slash .285/.380/.427 (94-for-330) with 30 extra-base hits and 45 runs batted in ... his .380 OBP ranked fourth among qualified Royals Minor Leaguers, while a .285 average and .807 OPS ranked eighth.
- **2017-2020:** Played collegiately at the University of Georgia, where he slashed .317/.384/.412 (143-for-451) in 125 games with 14 doubles, nine home runs and 62 RBI ... lists his favorite college memory as playing at Baum-Walker Stadium his freshman season.

**HIT STREAK:** 3 Games (5/5 to 5/7) .333 (4-for-12), 1 3B, 1 HR

**ON-BASE BASE STREAK:** 3 Games (5/5 to 5/7) .333 (4-for-12)

- Ranked as the No. 12 prospect in the Royals' minor league system, according to *Baseball America* ... the No. 6 prospect in the Royals' system according to MLB Pipeline ... listed as having the "Best Strike-Zone Discipline" among Royals' prospects in *Baseball America's* 2021 AND 2022 Best Tools surveys.
- **2021:** Spent his first professional season with Quad Cities (A+) and slashed .289/.374/.464 (103-for-356) across 90 games while being named an MiLB.com Organization All-Star at third base ... won the High-A Central batting title with a .289 average and placed fifth with a .373 OBP and .837 OPS ... hit for the cycle on 8/1, going 5-for-6 at the plate with a walk-off homer in the ninth to complete the cycle.

**HIT STREAK:** 4 Games (5/4 to 5/7) .500 (9-for-18), 3 2B, 1 3B, 1 HR

**ON-BASE BASE STREAK:** 4 Games (5/4 to 5/7) .500 (9-for-18), 1 BB

- **2021:** Did not play, missing the entire year after undergoing Tommy John surgery ... tore his UCL while playing catch in February 2021.
- **2017-2019:** Drafted by Pittsburgh in the 21st Round in 2017 and spent three seasons in the Pirates organization, slashing .274/.361/.417 (174-for-636) across 189 games, reaching as high as Double-A Altoona in 2019 ... named a Florida State League Mid-season All-Star in 2019.
- **2017-2021:** Played four seasons with his hometown Perth Heat in the Australian Baseball League ... named 2019 ABL Rookie of the Year.
- **COLLEGE:** Transferred to the University of Missouri in 2017 after two years at Northern Iowa Community College.

**HIT STREAK:**

**ON-BASE BASE STREAK:**

- Ranked as the pre-season No. 35 prospect in the Royals' minor league system, according to *Baseball America*.
- **2021:** Spent most of the season with Quad Cities (A+), playing 70 games for the River Bandits ... combined with five games of rehab in the Arizona Complex League, hit .243/.350/.368 (66-for-272) with six homers, 39 runs batted in ... named to the Surprise Saguaros of the Arizona Fall League after the MiLB season ended and slashed .317/.352/.463 (26-for-82) across 20 games, named a Rising Star in the Fall League.
- **2018:** Named the Idaho Falls Chukars Player of the Year ... also an MiLB.com Organization All-Star and Pioneer League All-Star.

**HIT STREAK:**

**ON-BASE BASE STREAK:** 3 Games (5/4 to 5/6) .385 (5-for-13), 1 BB

- Ranked as the No. 31 prospect in the Royals' minor league system, according to *Baseball America* ... also listed as having the "Best Outfield" among Royals' prospects in *Baseball America's* Best Tools surveys for five straight years, 2018 to 2022.
- **2021:** Split the season between Quad Cities (A+) and Northwest Arkansas (AA), with a rehab appearance for the ACL Royals Gold, playing in 64 total games with a .213/.309/.511 (50-for-235) slash line ... after the MiLB season, assigned to the Surprise Saguaros of the Arizona Fall League and slashed .188/.287/.425 (15-for-80) but tied for the team lead both with six home runs and 20 runs batted in.

**HIT STREAK:**

**ON-BASE BASE STREAK:**

- Ranked as the No. 15 prospect in the Royals' minor league system, according to *Baseball America* ... the No. 24 prospect in the Royals' organization according to MLB Pipeline.
- **2021:** Spent the entire season with Quad Cities (A+) and slashed .289/.351/.531 (112-for-388) in 99 games ... won the Minor League Gold Glove at second base, with a .989 fielding percentage in 284 total chances, which led all MiLB second basemen ... also named an MiLB.com organization All-Star and High-A Central Postseason All-Star ... reached base in 80 of 90 games played for the River Bandits.

**HIT STREAK:**

**ON-BASE BASE STREAK:**

- **2021:** Took one at-bat for the Naturals on 5/21 in Springfield and played two innings in left field, before being assigned to Quad Cities (A+) on 5/25 ... played in 38 games for the River Bandits, making 24 starts at first and slashing .264/.376/.482 (29-for-110) ... after hitting a solo home run in the fourth inning on 9/9 vs. Peoria, pitched the 11th inning and took the loss in an 8-5 defeat.
- **2018-2020:** Played 104 games of Indy Ball for four teams across four different leagues, slashed a collective .273/.368/.349 (76-for-278).
- **2016-2017:** Drafted in the 12th round of the 2016 draft by Arizona, spent two years in the D-backs system, hit .306 (46-for-150) over 47 games.

**HIT STREAK:**

**ON-BASE BASE STREAK:**

H	4	(2x) Last: 8/1/21 vs. South Bend
R	4	8/1/21 vs. South Bend
HR	2	8/5/21 @ Cedar Rapids
RBI	5	(2x) Last: 8/3/21 @ Cedar Rapids
BB	3	4/16/22 vs. Wichita
SB	3	8/22/21 @ South Bend
H	2	(11x) Last: 7/16/21 vs. Arkansas
R	2	(5x) Last: 7/16/21 vs. Arkansas
HR	1	(4x) Last: 8/7/21 @ Arkansas
RBI	3	(2x) Last: 5/23/21 @ Springfield
BB	2	(5x) Last: 5/16/21 vs. Tulsa
SB	1	(2x) Last: 5/3/19 @ Augusta
H	4	(2x) Last: 8/21/18 vs. Peoria
R	4	6/26/18 @ Peoria
HR	1	(13x) Last: 4/30/22 vs. Amarillo
RBI	7	7/27/18 vs. Beloit
BB	3	(2x) Last: 5/14/19 @ Mobile
SB	1	(13x) Last: 8/31/19 vs. Jacksonville
H	3	(4x) Last: 6/11/21 @ Frisco
R	3	8/25/19 @ Augusta
HR	1	(9x) Last: 9/17/21 vs. Springfield
RBI	4	7/20/21 @ Tulsa
BB	3	(3x) Last: 9/1/19 @ Hickory
SB	2	(2x) Last: 7/31/18 @ Pulaski
H	4	(2x) Last: 8/10/21 vs. Beloit
R	4	(2x) Last: 4/8/22 @ Springfield
HR	1	(21x) Last: 9/8/21 vs. Peoria
RBI	3	(4x) Last: 9/8/21 vs. Peoria
BB	3	(5x) Last: 4/13/22 vs. Wichita
SB	3	6/20/19 @ Bristol
H	4	8/12/19 @ Greenville
R	4	7/9/21 @ Wisconsin
HR	1	(21x) Last: 9/18/21 vs. South Bend
RBI	4	(2x) Last: 6/18/21 vs. Wisconsin
BB	3	(3x) Last: 7/9/21 @ Wisconsin
SB	1	(8x) Last: 4/8/22 @ Springfield
H	4	8/6/19 @ Johnson City
R	3	(4x) Last: 8/1/21 vs. South Bend
HR	2	(5x) Last: 7/14/21 @ Beloit
RBI	4	(2x) Last: 8/10/21 vs. Beloit
BB	3	(3x) Last: 4/9/22 @ Springfield
SB	1	8/10/21 vs. Beloit
H	3	(9x) Last: 9/18/21 vs. South Bend
R	3	(3x) Last: 8/17/21 @ South Bend
HR	2	8/10/21 vs. Beloit
RBI	5	6/24/21 @ Beloit
BB	3	8/27/21 vs. Wisconsin
SB	2	(3x) Last: 4/24/22 @ Frisco
H	5	8/1/21 vs. South Bend
R	4	8/1/21 vs. South Bend
HR	1	(12x) Last: 4/22/22 @ Frisco
RBI	5	4/22/22 @ Frisco
BB	3	(2x) Last: 9/5/21 @ Cedar Rapids
SB	2	4/12/22 vs. Wichita
H	4	5/3/19 vs. Lakeland
R	3	(3x) Last: 5/4/22 @ Springfield
HR	1	(17x) Last: 4/26/22 vs. Amarillo
RBI	4	(2x) Last: 5/16/19 vs. Fort Myers
BB	3	(2x) Last: 6/17/19 vs. Harrisburg
SB	2	6/3/19 @ Daytona
H	4	(5x) Last: 6/20/19 vs. Greenville
R	3	(15x) Last: 4/29/22 vs. Amarillo
HR	1	(16x) Last: 9/3/21 @ Cedar Rapids
RBI	4	(4x) Last: 9/3/21 @ Cedar Rapids
BB	4	7/29/18 @ Ogden
SB	3	5/14/21 vs. Cedar Rapids
H	3	(14x) Last: 5/5/22 @ Springfield
R	3	(3x) Last: 4/27/22 vs. Amarillo
HR	2	(8x) Last: 9/18/21 vs. Springfield
RBI	5	7/23/17 vs. Bristol
BB	3	5/4/22 @ Springfield
SB	1	(17x) Last: 8/28/21 vs. Springfield
H	5	6/26/21 @ Beloit
R	4	(2x) Last: 7/9/21 @ Wisconsin
HR	3	7/14/21 @ Beloit
RBI	5	(2x) Last: 8/19/21 @ South Bend
BB	2	(6x) Last: 8/31/21 @ Cedar Rapids
SB	1	(12x) Last: 8/21/21 @ South Bend
H	4	7/29/21 vs. South Bend
R	3	(2x) Last: 8/28/21 vs. Wisconsin
HR	2	8/19/21 @ South Bend
RBI	4	9/8/21 vs. Peoria
BB	2	(5x) Last: 9/8/21 vs. Peoria
SB	1	(2x) Last: 8/20/16 @ AZL Cubs



So Nice, They Did It Twice (Or More)	Multi-Hit Games					Multi-Run Games					Multi-RBI Games					Multi-BB Games					Multi-K Games					Multi-SB Games					
	2	3	4	5+	T	2	3	4	5+	T	2	3	4	5+	T	2	3	4	5+	T	2	3	4	5+	T	2	3	4	5+	T	
7 Brhet Bewley	1	-	-	-	1	-	-	-	-	-	-	-	-	-	-	-	-	-	-	-	-	1	-	-	-	1	-	-	-	-	-
12 Bradley, Tucker	5	-	-	-	5	3	-	-	-	3	-	-	1	-	1	-	-	-	-	-	1	-	-	-	1	1	-	-	-	1	
2 Cropley, Tyler	-	-	-	-	-	-	-	-	-	-	-	-	-	-	-	-	-	-	-	-	-	-	-	-	-	-	-	-	-	-	
19 Eaton, Nathan	4	4	-	-	8	1	1	-	-	2	2	-	-	-	2	2	-	-	-	2	7	-	-	-	7	1	-	-	-	1	
8 Garcia, Maikel	4	2	1	-	7	3	1	1	-	5	-	-	-	-	-	5	1	-	-	6	5	1	-	-	6	2	-	-	-	2	
16 Glendinning, Robbie	6	-	-	-	6	3	2	-	-	5	4	2	-	-	6	4	-	-	-	4	4	2	-	-	6	-	-	-	-	-	
4 Grotjohn, Ryan	-	-	-	-	-	-	-	-	-	-	1	-	-	-	1	-	-	-	-	-	1	1	-	-	2	-	-	-	-	-	
13 Loftin, Nick	6	3	-	-	9	5	2	-	-	7	4	-	-	1	5	1	-	-	-	1	2	-	-	-	2	1	-	-	-	1	
26 Massey, Michael	4	5	-	-	9	2	-	-	-	2	2	1	2	-	5	-	-	-	-	-	4	1	-	-	5	-	-	-	-	-	
25 Matias, Seuly	4	3	-	-	7	1	1	-	-	2	2	2	-	-	4	-	1	-	-	1	8	3	-	-	11	-	-	-	-	-	
9 Means, Jake	2	-	-	-	2	1	-	-	-	1	2	1	-	-	3	-	-	-	-	-	4	2	-	-	6	-	-	-	-	-	
11 Porter, Logan	4	-	-	-	4	1	-	-	-	1	1	-	-	-	1	2	1	-	-	3	3	-	-	3	-	-	-	-	-	-	
1 Rave, John	3	1	-	-	4	2	-	-	-	2	4	2	-	-	6	3	1	-	-	4	5	-	-	-	5	1	-	-	-	1	
3 Rivero, Sebastian	4	1	-	-	5	1	1	-	-	2	2	1	-	-	3	3	-	-	-	3	3	-	-	-	3	-	-	-	-	-	
44 Stupienski, Gavin	-	-	-	-	-	-	-	-	-	-	-	-	-	-	-	-	-	-	-	-	-	-	-	-	-	-	-	-	-	-	
	47	19	1	0	67	23	8	1	0	32	24	9	3	1	37	20	4	0	0	24	47	11	0	0	58	6	0	0	0	6	

## HITTING STREAKS

PLAYER	CURRENT	LONGEST	DATES/RESULTS							
			START	END	AVG	2B	3B	HR	RBI	OPS
7 Brhet Bewley	-	-	-	-	(-)					
12 Bradley, Tucker	3	6 (2x)	4/23	4/29	.429 (9-21)	1	0	1	5	1.139
2 Cropley, Tyler	-	-	-	-	(-)					
19 Eaton, Nate	-	8	4/23	5/1	.484 (15-31)	2	0	2	6	1.285
7 Garcia, Maikel	10	10	4/27	5/7	.390 (16-41)	5	0	0	2	1.002
16 Glendinning, Robbie	-	6	4/22	4/29	.391 (9-23)	4	0	1	6	1.158
4 Grotjohn, Ryan	-	-	-	-	(-)					
13 Loftin, Nick	4	4 (2x)	5/4	5/7	.500 (9-18)	3	1	1	4	1.470
26 Massey, Michael	-	6	4/28	5/4	.440 (11-25)	2	0	2	10	1.243
25 Matias, Seuly	-	3 (2x)	5/3	5/5	.667 (6-9)	1	1	1	4	2.066
9 Means, Jake	-	3 (2x)	4/28	5/1	.364 (4-11)	1	0	1	3	1.144
11 Porter, Logan	-	4	4/30	5/5	.353 (6-17)	0	0	1	4	.918
1 Rave, John	4	4	5/3	5/7	.357 (5-14)	0	0	0	4	.795
3 Rivero, Sebastian	-	5	4/20	4/27	.333 (8-24)	3	0	2	6	1.028
44 Stupienski, Gavin	-	-	-	-	(-)					

BOLD indicates longest streak in 2022 among active players

## ON-BASE STREAKS

CURRENT	LONGEST	DATES/RESULTS								
		START	END	AVG	2B	HR	BB	HBP	OBP	
-	-	-	-	(-)						
3	6 (2x)	4/23	4/29	.429 (9- 21)	1	1	3	1	.520	
-	-	-	-	(-)						
3	8 (2x)	4/23	5/1	.484 (15- 31)	2	2	3	1	.543	
10	13	4/8	4/22	.298 (14- 47)	2	0	14	0	.459	
-	15	4/8	4/29	.300 (15- 50)	5	2	13	1	.453	
2	2	4/27	4/30	.333 (1- 3)	0	1	1	0	.500	
4	7	4/16	4/24	.259 (7- 27)	0	2	7	0	.412	
-	8	4/8	4/17	.265 (9- 34)	3	0	3	0	.316	
-	6	4/8	4/15	.375 (9- 24)	2	0	1	0	.385	
-	4	4/28	5/3	.286 (4- 14)	1	1	2	0	.375	
-	12	4/16	5/5	.293 (12- 41)	0	1	9	0	.420	
4	8	4/16	4/26	.261 (6- 23)	2	2	12	0	.514	
-	9	4/20	5/4	.342 (13- 38)	5	3	2	1	.381	
-	-	-	-	(-)						

Italics indicates longest personal streak is active

## PITCHES/PLATE APPEARANCE &amp; PLATE APPEARANCE DEPTH

PLAYER	AVG. P/PA	TOTAL PA	TOTAL P	LONGEST PA (#)	DATE	INN.	PITCHER	RESULT
7 Bewley, Brhet	4.00	9	36	7	May 7	▲ 2	Connor Lunn (SPR)	Flyout (F9)
12 Bradley, Tucker	3.48	75	261	7 (5x)	April 24	▲ 3	Cole Ragans (FRI)	Walk
2 Cropley, Tyler	3.67	9	33	6	April 15	▼ 5	Simeon Woods Richardson (WCH)	Groundout (5-3)
19 Eaton, Nate	3.80	102	388	7 (12x)	May 5	▲ 7	Cory Thompson (SPR)	Strikeout Looking
7 Garcia, Maikel	4.12	121	498	9	May 3	▲ 9	Michael Brettell (SPR)	Strikeout Swinging
16 Glendinning, Robbie	4.42	88	389	8 (2x)	April 19	▲ 7	Tyler Thomas (FRI)	Walk
4 Grotjohn, Ryan	4.44	16	71	9	April 10	▲ 6	Michael Brettell (SPR)	Walk
13 Loftin, Nick	3.46	113	391	8	April 20	▲ 9	Lucas Jacobsen (FRI)	Walk
26 Massey, Michael	4.04	112	452	10 (2x)	April 24	▲ 7	Nick Starr (FRI)	Single
25 Matias, Seuly	3.81	95	362	9	May 5	▲ 7	Cory Thompson (SPR)	Single
9 Means, Jake	4.19	72	302	8 (2x)	May 7	▲ 4	Connor Lunn (SPR)	Groundout (6-3)
11 Porter, Logan	3.81	67	255	9	April 9	▲ 4	Dalton Roach (SPR)	Walk
1 Rave, John	4.32	97	419	8	April 16	▼ 7	Steven Cruz (WCH)	Walk
3 Rivero, Sebastian	3.73	78	291	11	April 22	▲ 9	Lucas Jacobsen (FRI)	Flyout (F9)
44 Stupienski, Gavin	3.00	2	6	3	April 21	▲ 9	Sean Chandler (FRI)	Flyout (F9)
				3.93	1,056	4,154		

## PINCH HITTING LOG

DATE	INNING	PINCH HITTER	HITTING FOR	RESULT
4/15/2022 vs. Wichita	▼ 9	John Rave	Tyler Cropley	Groundout (3-1)
4/16/2022 vs. Wichita	▼ 8	Maikel Garcia	Ryan Grotjohn	Lineout (L7)
4/17/2022 vs. Wichita	▼ 6	Sebastian Rivero	Tyler Cropley	Single
4/19/2022 @ Frisco	▲ 9	Tucker Bradley	Jake Means	Strikeout Looking
4/21/2022 @ Frisco	▲ 9	Ryan Grotjohn	Logan Porter	Strikeout Swinging
4/21/2022 @ Frisco	▲ 9	Gavin Stupienski	Jake Means	Flyout (F9)
4/22/2022 @ Frisco	▲ 9	Ryan Grotjohn	Michael Massey	Strikeout Swinging
4/26/2022 vs. Amarillo	▼ 8	Tucker Bradley	Jake Means	Flyout (F8)
4/27/2022 vs. Amarillo	▼ 8	Gavin Stupienski	Logan Porter	Strikeout Swinging
4/30/2022 vs. Amarillo	▼ 9	Robbie Glendinning	Ryan Grotjohn	Strikeout Swinging

## Naturals Pinch Hitters: 1-for-10

## Most-Used Pinch Hitter:

Bradley, Grotjohn &amp; Stupienski (2x)

## Most Frequently Pinch-Hit For

Jake Means (3x)

## NATURALS 10-PITCH AT-BAT LOG (4)

DATE	INNING	PITCHES	BATTER	PITCHER	RESULT
April 10 @ Springfield	▲ 7	10	Michael Massey	Sean Kealey	Walk
April 16 vs. Wichita	▼ 7	12	John Rave	Steven Cruz	Walk
April 22 @ Frisco	▲ 9	11	Sebastian Rivero	Lucas Jacobsen	Flyout (F9)
April 22 @ Frisco	▲ 7	10	Michael Massey	Nick Staff	Walk

## AUTOMATIC STRIKES CALLED ON NATURALS HITTERS (2)

DATE	INNING	UMPIRE	HITTER	COUNT AT CALL	BATTER RESULT (COUNT)
4/15/2022 vs. Wichita	▼ 1	Isaias Barba	Maikel Garcia	0-0	Strikeout (2-2)
4/21/2022 @ Frisco	▲ 9	Benjamin Engstrand	Gavin Stupienski	1-0	Flyout, F9 (1-1)



HR #	PLAYER (SEASON NO.)	GM # -- DATE	OPPONENT	DIRECTION	ON BASE	INNING	OUTS	COUNT	SCORE	FINAL
1	Jake Means (1)	3 -- 4/10/2022	@ Springfield	RCF	1	2	2	1-1	2-3	L, 10-5
2	John Rave (1)	10 -- 4/19/2022	@ Frisco	RF	1	3	1	2-2	2-0	L, 4-3
3	Robbie Glendinning (1)	11 -- 4/20/2022	@ Frisco	LCF	0	2	2	3-1	1-0	W, 7-2
4	Nick Loftin (1)	11 -- 4/20/2022	@ Frisco	LCF	1	3	1	0-0	3-1	W, 7-2
5	Seuly Matias (1)	11 -- 4/20/2022	@ Frisco	LF	1	5	1	1-1	5-2	W, 7-2
6	John Rave (2)	12 -- 4/21/2022	@ Frisco	LCF	0	2	1	2-1	1-0	L, 12-2
7	Seuly Matias (2)	12 -- 4/21/2022	@ Frisco	LCF	0	4	0	0-2	2-7	L, 12-2
8	Michael Massey (1)	13 -- 4/22/2022	@ Frisco	LCF	1	1	1	1-1	2-0	W, 11-2
9	Nick Loftin (1)	13 -- 4/22/2022	@ Frisco	LCF	3	2	2	0-0	6-0	W, 11-2
10	Tucker Bradley (1)	14 -- 4/23/2022	@ Frisco	LCF	3	5	1	2-1	9-0	W, 12-4
11	Michael Massey (2)	14 -- 4/23/2022	@ Frisco	CF	0	8	1	0-2	11-3	W, 12-4
12	Nate Eaton (1)	14 -- 4/23/2022	@ Frisco	LCF	0	9	0	3-2	12-3	W, 12-4
13	Michael Massey (3)	15 -- 4/24/2022	@ Frisco	RCF	0	4	0	1-0	1-2	W, 4-3
14	Robbie Glendinning (2)	16 -- 4/26/2022	vs. Amarillo	LCF	2	11	2	1-1	5-6	L, 6-5
15	Seuly Matias (3)	17 -- 4/27/2022	vs. Amarillo	LF	0	2	0	0-0	2-2	W, 12-6
16	Sebastian Rivero (1)	17 -- 4/27/2022	vs. Amarillo	LF	0	4	0	0-1	3-3	W, 12-6
17	Sebastian Rivero (2)	17 -- 4/27/2022	vs. Amarillo	LF	1	6	2	0-0	12-5	W, 12-6
18	Jake Means (2)	18 -- 4/28/2022	vs. Amarillo	LF	0	3	0	0-1	1-0	L, 9-5
19	Nate Eaton (2)	19 -- 4/29/2022	vs. Amarillo	LF	0	2	0	1-0	1-0	W, 8-7
20	Sebastian Rivero (3)	20 -- 4/30/2022	vs. Amarillo	RCF	0	2	2	1-1	1-2	L, 7-5
21	Ryan Grotjohn (1)	20 -- 4/30/2022	vs. Amarillo	RCF	1	2	2	3-2	3-2	L, 7-5
22	Michael Massey (4)	20 -- 4/30/2022	vs. Amarillo	RCF	1	3	1	1-2	5-2	L, 7-5
23	Logan Porter (1)	21 -- 5/1/2022	vs. Amarillo	LF	1	2	1	0-1	3-1	W, 9-5
24	Robbie Glendinning (3)	21 -- 5/1/2022	vs. Amarillo	LF	1	3	2	0-0	5-2	W, 9-5
25	Michael Massey (5)	21 -- 5/1/2022	vs. Amarillo	RF	2	7	0	1-2	8-2	W, 9-5
26	Robbie Glendinning (3)	23 -- 5/4/2022	@ Springfield	LF	1	5	0	1-0	7-1	W, 13-3
27	Seuly Matias (4)	24 -- 5/5/2022	@ Springfield	LCF	0	5	1	1-1	2-4	W, 9-6
28	Brhet Bewley (1)	24 -- 5/5/2022	@ Springfield	LCF	0	6	0	1-0	3-5	W, 9-6
29	Tucker Bradley (2)	24 -- 5/5/2022	@ Springfield	RF	0	6	0	2-2	4-5	W, 9-6
30	Nick Loftin (3)	24 -- 5/5/2022	@ Springfield	LCF	1	7	1	1-1	9-5	W, 9-6

## HOME RUN BREAKDOWN

[illegible]

## INNING DISTRIBUTION

1st Inning	2nd Inning	3rd Inning	4th Inning	5th Inning	6th Inning	7th Inning	8th Inning	9th Inning	10th Inning	11th Inning
1	9	5	3	4	3	2	1	1	0	1

BACK-TO-BACK HOMERS (1)		2-HOMER GAMES (1)		3-HOMER GAMES (0)		GRAND SLAMS (2)	
PLAYERS	DATE/OPPONENT (INN.)	PLAYER (CAREER NO.)	DATE/OPPONENT	PLAYER (CAREER NO.)	DATE/OPPONENT	PLAYER (CAREER NO.)	DATE/OPPONENT (INN.)
Brhet Bewley & Tucker Bradley	5/5 @ Springfield (6th)	Sebastian Rivero (1st)	4/27 vs. Amarillo			Nick Loftin (2nd)	4/22 @ Frisco (2nd)
						Tucker Bradley (1st)	4/23 @ Frisco (5th)

LEADOFF HOMERS (0)		INSIDE-THE PARK HOMERS (0)		PINCH-HIT HOMERS (0)		WALK-OFF HOMERS (0)	
PLAYER (CAREER NO.)	DATE/OPPONENT	PLAYER (CAREER NO.)	DATE/OPPONENT (INN.)	PLAYER (CAREER NO.)	DATE/OPPONENT (INN.)	PLAYER (CAREER NO.)	DATE/OPPONENT

HOME RUN SITUATION	# OF	DATE OF LAST	BATTER ('22 HR #)	PITCHER	COUNT	RUNNERS ON	OUTS	INNING	SCORE @ HR	FINAL
GO-AHEAD HOME RUN	9	May 1 vs. Amarillo	Logan Porter (1)	Justin Vernia	0-1	1	2	▼ 2	3-1	W, 9-5
GAME-TYING HOME RUN	2	April 27 vs. Amarillo	Sebastian Rivero (1)	Slade Cecconi	0-1	0	0	▼ 3	2-2	W, 12-6

## OPPOSING HOME RUN BREAKDOWN

BACK-TO-BACK HOMERS (1)		2-HOMER GAMES (2)		3-HOMER GAMES (0)		GRAND SLAMS (1)	
PLAYERS	DATE/OPPONENT (INN.)	PLAYER (CAREER NO.)	DATE/OPPONENT	PLAYER (CAREER NO.)	DATE/OPPONENT	PLAYER	DATE/OPPONENT (INN.)
Leandro Cedeño & Jorge Barrosa	5/1 vs. Amarillo (8th)	Dio Arias (1st)	4/21 @ Frisco			Justin Foscue	4/21 @ Frisco (3rd)
		Leandro Cedeño (4th)	4/30 vs. Amarillo				

LEADOFF HOMERS (1)		INSIDE-THE PARK HOMERS (0)		PINCH-HIT HOMERS (0)		WALK-OFF HOMERS (0)	
PLAYER	DATE/OPPONENT	PLAYER	DATE/OPPONENT (INN.)	PLAYER	DATE/OPPONENT (INN.)	PLAYER	DATE/OPPONENT
Jonathan Ornelas	4/24@ Frisco						



### AFTER-INNING RECORDS

	LEADING	TRAILING	TIED
AFTER 1 INNING	6-2	1-6	5-6
AFTER 2 INNINGS	5-3	2-6	5-5
AFTER 3 INNINGS	8-4	3-7	2-2
AFTER 4 INNINGS	8-4	3-6	2-3
AFTER 5 INNINGS	11-2	2-9	0-2
AFTER 6 INNINGS	12-2	1-9	0-2
AFTER 7 INNINGS	12-1	0-11	1-1
AFTER 8 INNINGS	13-0	0-11	0-2

### NATURALS BIG INNINGS

DATE	INNING	RUNS
1. 4/12 vs. Wichita	1st Inning	8
2. 4/27 vs. Amarillo	4th Inning	7
3. 5/4 @ Springfield	9th Inning	6
4. 5/5 @ Springfield	6th Inning	5
5/4 @ Springfield	3rd Inning	5
4/22 @ Frisco	3rd Inning	5
4/9 @ Springfield	8th Inning	5

### SCORE BY INNINGS

	1	2	3	4	5	6	7	8	9	10	11+	TOTAL
Naturals	17	17	32	16	24	14	20	9	13	1	4	167
Opponents	12	23	23	11	20	18	19	14	8	2	5	155
<b>Difference</b>	<b>5</b>	<b>-6</b>	<b>9</b>	<b>5</b>	<b>4</b>	<b>-4</b>	<b>1</b>	<b>-5</b>	<b>5</b>	<b>-1</b>	<b>-1</b>	<b>12</b>

### SCORE BY INNINGS v. SPRINGFIELD

	1	2	3	4	5	6	7	8	9	10	11+	TOTAL
Naturals	4	2	10	3	7	6	10	7	10	0	0	59
Cardinals	8	15	8	2	6	10	3	3	0	0	0	55
<b>vs. Springfield Difference</b>	<b>-4</b>	<b>-13</b>	<b>2</b>	<b>1</b>	<b>1</b>	<b>-4</b>	<b>7</b>	<b>4</b>	<b>10</b>	<b>0</b>	<b>0</b>	<b>4</b>

### MULTI-RUN INNINGS

	2	3	4	5	6	7	8	9	10+	TOTAL
Naturals	18	7	7	4	1	1	1	-	-	39
Opponents	18	9	5	3	1	1	-	-	-	37

### RECORD BY RUNS SCORED/ALLOWED

RUNS	0	1	2	3	4	5	6	7	8	9	10	11+
SCORED	0-0	0-3	0-2	0-1	2-0	0-6	0-0	1-0	3-0	2-0	0-0	5-1
ALLOWED	1-0	0-0	2-1	2-0	0-3	2-1	3-2	1-2	1-0	0-1	0-1	0-3

### RECORD BY MARGIN OF VICTORY/DEFEAT

1 Run	2 Runs	3 Runs	4 Runs	5 Runs	6 Runs	7 Runs	8 Runs	9 Runs	10+ Runs
2-4	1-2	3-1	2-2	1-1	1-1	0-1	1-0	1-0	1-1

### 2022 WALK-OFF TRACKER

GAME #	DATE	OPPONENT	FINAL (INN.)	PLAYER	WINNING RUN	PITCHER	HOW	OUTS	COUNT
--------	------	----------	--------------	--------	-------------	---------	-----	------	-------

*Bold Indicates Naturals Walk-off*

### 2022 NATURALS EJECTIONS

DATE	INNING	WHO	WHY	UMPIRE
------	--------	-----	-----	--------

### 2022 NATURALS MONTH BY MONTH

#### HITTING

MONTH	AVG	G	AB	R	H	TB	2B	3B	HR	RBI	SB	CS	SO	BB	IBB	HBP	SAC	SF	GIDP	OBP	SLG	OPS
APRIL	.261	20	690	126	180	291	37	4	22	112	32	5	183	97	1	11	4	9	14	.357	.422	.779
MAY	.304	6	214	41	65	106	11	3	8	40	6	4	54	21	0	2	2	4	2	.365	.495	.860
JUNE																						
JULY																						
AUGUST																						
SEPTEMBER																						
TOTAL	.271	26	904	167	245	397	48	7	30	152	38	9	237	118	1	13	6	13	16	.359	.439	.798

#### PITCHING

MONTH	ERA	W	L	G	SHO	SV	IP	H	R	ER	BB	SO	2B	3B	HR	WP	HBP	BK	GIDP	TBF	AVG	WHIP
APRIL	5.98	9	11	20	0	3	179.0	194	127	119	87	158	35	3	25	17	11	1	17	810	.276	1.57
MAY	4.85	4	2	6	1	1	52.0	45	28	28	28	61	13	0	6	2	3	0	5	223	.237	1.40
JUNE																						
JULY																						
AUGUST																						
SEPTEMBER																						
TOTAL	5.73	13	13	26	1	4	231.0	239	155	147	115	219	48	3	31	19	14	1	22	1033	.268	1.53





### HOME/AWAY

Home Games.....	5-7
Away Games.....	8-6

### MONTH

April.....	9-11
May.....	4-2
June.....	
July.....	
August.....	
September.....	

### OPPONENT

vs. Amarillo.....	3-3
vs. Arkansas.....	
vs. Corpus Christi.....	
vs. Frisco.....	4-2
vs. Midland.....	
vs. San Antonio.....	
vs. Springfield.....	4-4
vs. Tulsa.....	
vs. Wichita.....	2-4

### DAY OF THE WEEK

on Monday.....	
on Tuesday.....	1-3
on Wednesday.....	4-0
on Thursday.....	1-3
on Friday.....	3-2
on Saturday.....	2-3
on Sunday.....	2-2

### PITCHING

vs. Left-Handed Starter.....	4-0
vs. Right-Handed Starter.....	9-13
WITH Left-Handed Starter.....	11-10
WITH Right-Handed Starter.....	2-3

### SCORING

1-Run Games.....	2-4
2-Run Games.....	1-2
3-4-Run Games.....	5-3
5+-Run Games.....	5-4
Extra Innings.....	0-2
Shutouts.....	1-0
Doubleheaders.....	
Scoring 0-2 Runs.....	0-5
3-5 Runs.....	2-7
6-9 Runs.....	6-0
10+ Runs.....	5-1
Opponent 0-2 Runs.....	3-1
3-5 Runs.....	5-3
6-9 Runs.....	5-5
10+ Runs.....	0-4
Scored in 1st Inning.....	6-2
Opponent scored in 1st.....	1-6
Scores first.....	10-5
Opponent scores first.....	3-8

### HITTING

Naturals 0-5 hits.....	0-5
6-9 hits.....	4-6
10+ hits.....	9-2
Opponent 0-5 hits.....	2-0
6-9 hits.....	7-5
10+ hits.....	4-8
Hit 0 home runs.....	4-7
1 home run.....	3-4
2 home runs.....	1-1
3+ home runs.....	5-1
Opponent hit 0 home runs.....	3-4
1 home run.....	5-5
2 home runs.....	5-1
3+ home runs.....	0-3
Out-hit opponent.....	12-2
Out-hit by opponent.....	0-11
Hits are tied.....	1-0
Leave 0-5 runners on base.....	2-2
6-9 on base.....	8-9
10+ on base.....	3-2

### FIELDING

Made 0 errors.....	10-6
1 error.....	2-3
2+ errors.....	1-4
Opponent made 0 errors.....	3-6
1 error.....	5-4
2+ errors.....	5-3

### TEAM HIGHS

LONGEST WIN STREAK.....	3 Games.....	April 22-24
LONGEST LOSING STREAK.....	5 Games.....	April 14-19
LONGEST HOME WINNING STREAK.....	2 Games.....	April 12-13
LONGEST HOME LOSING STREAK.....	5 Games.....	April 14-17, 26
LONGEST ROAD WINNING STREAK.....	3 Games.....	April 22-24
LONGEST ROAD LOSING STREAK.....	3 Games.....	April 9-10, April 19
LARGEST MARGIN OF VICTORY.....	10 Runs.....	May 4 @ Springfield, 13-3 W
LARGEST MARGIN OF DEFEAT.....	10 Runs.....	April 21 @ Frisco, 12-2 L
LONGEST GAME, INNINGS.....	11 Innings.....	April 26 vs. Amarillo, 6-5 L
LONGEST GAME, TIME.....	3:55.....	April 8 @ Springfield, 11-8 W
LONGEST 9-INNING GAME, TIME (PRE-PITCH CLOCK).....	3:55.....	April 8 @ Springfield, 11-8 W
LONGEST 9-INNING GAME, TIME (POST-PITCH CLOCK).....	2:51.....	April 29 vs. Amarillo, 8-7 W
SHORTEST 9-INNING GAME, TIME.....	2:04.....	May 7 @ Springfield, 4-0 W
SHORTEST GAME, TIME.....	2:04.....	May 7 @ Springfield, 4-0 W
LARGEST COMEBACK WIN.....	4 Runs (2x).....	Last: After the 2nd inning, May 5 @ Springfield, 9-6 W
LARGEST MARGIN OF LEAD SURRENDERED.....	4 Runs.....	After the 4th inning, April 16 vs. Wichita, 6-5 L (10)
MOST ERRORS, TEAM.....	2 (5x).....	Last: May 3 @ Springfield, 12-5 L
MOST ERRORS, PLAYER.....	1 (15x).....	Last: Nate Eaton, May 6 @ Springfield, 2-1 L
LARGEST CROWD, HOME.....	5,857.....	April 30 vs. Amarillo, 7-5 L
SMALLEST CROWD, HOME.....	1,950.....	April 17 vs. Wichita, 5-1 L
LARGEST CROWD, ROAD.....	6,777.....	April 23 @ Frisco, 12-4 W
WARMEST FIRST PITCH.....	86°.....	April 20 @ Frisco, 7-2 W
COLDEST FIRST PITCH.....	42°.....	April 8 @ Springfield, 11-8 W

### OFFENSIVE HIGHS

MOST RUNS SCORED, GAME.....	13.....	May 4 @ Springfield, 13-3 W
MOST RUNS SCORED, INNING.....	8.....	1st inning, April 12 vs. Wichita, 8-6 W
FEWEST HITS, GAME.....	2 (2x).....	Last: April 21 @ Frisco, 12-2 L
MOST HITS, GAME.....	17 (2x).....	May 5 @ Springfield, 9-6 W
MOST DOUBLES, GAME.....	5 (2x).....	Last: May 4 @ Springfield, 13-3 W
MOST TRIPLES, GAME.....	1 (7x).....	Last: May 7 @ Springfield, 4-0 W
MOST HOME RUNS, GAME.....	4.....	May 5 @ Springfield, 9-6 W
MOST RBI, GAME.....	13.....	May 4 @ Springfield, 13-3 W
MOST RUNNERS LOB, GAME.....	12.....	April 16 vs. Wichita, 6-5 L (10)
MOST TOTAL BASES, GAME.....	32.....	May 5 @ Springfield, 9-6 W
MOST WALKS, GAME.....	9 (3x).....	May 4 @ Springfield, 13-3 W
MOST STRIKEOUTS, GAME.....	15.....	April 14 vs. Wichita, 7-1 L
FEWEST STRIKEOUTS, GAME.....	5.....	April 15 vs. Wichita, 4-2 L
MOST STOLEN BASES, GAME.....	4 (3x).....	Last: April 28 vs. Amarillo, 9-5 L
MOST HIT BY PITCHES.....	3.....	April 27 vs. Amarillo, 12-6 W

### INDIVIDUAL OFFENSIVE HIGHS

MOST RUNS, GAME.....	4, Maikel Garcia ^.....	April 8 @ Springfield, 11-8 W
MOST HITS, GAME.....	4, Maikel Garcia.....	May 1 vs. Amarillo, 9-5 W
MOST DOUBLES, GAME.....	3, Nick Loftin ^.....	May 4 @ Springfield, 13-3 W
MOST TRIPLES, GAME.....	1 (7x).....	Last: Tucker Bradley, May 7 @ Springfield, 4-0 W
MOST HOME RUNS, GAME.....	2, Sebastian Rivero.....	April 27 vs. Amarillo, 12-6 W
MOST RBI, GAME.....	5, Nick Loftin.....	April 22 @ Frisco, 11-2 W
MOST WALKS, GAME.....	3 (4x).....	Last: Seuly Matias, May 4 @ Springfield, 13-3 W
MOST STRIKEOUTS, GAME.....	3 (11x).....	Last: Seuly Matias & Brhet Bewley, May 7 @ Springfield, 4-0 W
MOST STOLEN BASES, GAME.....	2 (6x).....	Last: Tucker Bradley, April 24 @ Frisco, 4-3 W
MOST HIT BY PITCHES, GAME.....	2, Nick Loftin.....	April 27 vs. Amarillo, 12-6 W

### PITCHING HIGHS

MOST RUNS ALLOWED, GAME.....	14.....	April 9 @ Springfield, 14-11 L
MOST RUNS ALLOWED, INNING.....	7.....	3rd inning, April 21 @ Frisco, 12-2 L
FEWEST HITS ALLOWED, GAME.....	3.....	May 7 @ Springfield, 4-0 W
MOST HITS ALLOWED, GAME.....	16.....	April 16 vs. Wichita, 6-5 L (10)
FEWEST STRIKEOUTS, GAME.....	0 ^.....	April 10 @ Springfield, 10-5 L
MOST STRIKEOUTS, GAME.....	16.....	May 6 @ Springfield, 2-1 L
FEWEST WALKS ALLOWED, GAME.....	2 (7x).....	May 7 @ Springfield, 4-0 W
MOST WALKS ALLOWED, GAME.....	13 ^.....	May 3 @ Springfield, 12-5 L
MOST HOME RUNS ALLOWED, GAME.....	3 (3x).....	Last: April 30 vs. Amarillo, 7-5 L

### INDIVIDUAL PITCHING HIGHS

MOST RUNS ALLOWED, GAME.....	8, Zack Phillips.....	April 9 @ Springfield, 14-11 L
MOST EARNED RUNS ALLOWED, GAME.....	8, Zack Phillips.....	April 9 @ Springfield, 14-11 L
FEWEST HITS ALLOWED, GAME (STARTER).....	0, Anthony Veneziano (0.2 IP).....	April 9 @ Springfield, 14-11 L
MOST HITS ALLOWED, GAME.....	8, Anthony Veneziano.....	April 21 @ Frisco, 12-2 L
MOST HOME RUNS ALLOWED, GAME.....	3, Alec Marsh.....	April 30 vs. Amarillo, 7-5 L
MOST STRIKEOUTS.....	9, Alec Marsh.....	April 13 vs. Wichita, 8-5 W
MOST WALKS ALLOWED, GAME.....	5, Anthony Veneziano.....	April 9 @ Springfield, 14-11 L
MOST INNINGS PITCHED, STARTER.....	7.0.....	Drew Parrish, May 7 @ Springfield, 4-0 W
MOST PITCHES THROWN, STARTER.....	87.....	Drew Parrish, May 7 @ Springfield, 4-0 W
MOST INNINGS PITCHED, RELIEVER.....	4.0 (2x).....	Last: Zack Phillips, April 21 @ Frisco, 12-2 L
MOST PITCHES THROWN, RELIEVER.....	65, Dante Biasi.....	April 12 vs. Wichita, 8-6 W

^ Indicates All-Time Naturals Record Tied

\* Indicates All-Time Naturals Record Set



16

## GAME-BY-GAME STARTERS (BY POSITION)

[illegible]







LF

John Rave, 12 (6-6)  
Tucker Bradley, 11 (5-6)  
Nate Eaton, 3 (2-1)

CF

Nick Loftin, 19 (9-10)  
John Rave, 7 (4-3)

RF

Seuly Matias, 17 (9-8)  
Tucker Bradley, 4 (3-1)  
Nate Eaton, 3 (1-2)  
John Rave, 2 (0-2)

SS

Maikel Garcia, 24 (12-12)  
Nate Eaton, 1 (1-0)  
Ryan Grotjohn, 1 (0-1)

2B

Michael Massey, 22 (12-10)  
Ryan Grotjohn, 3 (0-3)  
Brhet Bewley, 1 (1-0)

3B

Nate Eaton, 12 (5-9)  
Jake Means, 6 (4-2)  
Robbie Glendinning, 5 (3-2)  
Brhet Bewley, 1 (1-0)

SP

Drew Parrish, 6 (4-2)  
Alec Marsh, 5 (2-3)  
Anthony Veneziano, 5 (1-4)  
Ángel Zerpa, 4 (1-3)  
Dante Biasi, 3 (3-0)  
Asa Lacy, 2 (1-1)  
Marcelo Martinez, 1 (1-0)

1B

Jake Means, 12 (5-7)  
Robbie Glendinning, 9 (5-4)  
Logan Porter, 5 (3-2)

DH

Robbie Glendinning, 6 (2-4)  
Logan Porter, 5 (2-3)  
Nick Loftin, 4 (3-1)  
Seuly Matias, 4 (2-2)  
Nate Eaton, 2 (2-0)  
Tucker Bradley, 2 (1-1)  
Michael Massey, 2 (0-2)  
John Rave, 1 (1-0)

C

Sebastian Rivero, 17 (8-9)  
Logan Porter, 6 (5-1)  
Tyler Cropley, 3 (0-3)

1	2	3	4	5	6	7	8	9
Maikel Garcia, 24 (12-12) Nick Loftin, 2 (1-1)	Nick Loftin, 22 (12-10) John Rave, 4 (1-3)	Michael Massey, 24 (12-12) Robbie Glendinning, 1 (1-0) John Rave, 1 (0-1)	Seuly Matias, 21 (11-10) Robbie Glendinning, 2 (2-0) Nate Eaton, 1 (0-1) Jake Means, 1 (0-1) John Rave, 1 (0-1)	Sebastian Rivero, 10 (5-5) Nate Eaton, 10 (3-7) John Rave, 5 (4-1) Robbie Glendinning, 1 (1-0)	Sebastian Rivero, 8 (4-4) Nate Eaton, 5 (2-3) Robbie Glendinning, 5 (2-3) John Rave, 4 (3-1) Logan Porter, 2 (2-0) Ryan Grotjohn, 1 (0-1) Jake Means, 1 (0-1)	Robbie Glendinning, 10 (4-6) Nate Eaton, 5 (4-1) Logan Porter, 6 (3-3) Jake Means, 2 (1-1) Brhet Bewley, 1 (1-0) Ryan Grotjohn, 1 (0-1) John Rave, 1 (0-1)	Jake Means, 12 (7-5) Logan Porter, 8 (5-3) Tyler Cropley, 3 (0-3) Brhet Bewley, 1 (1-0) Robbie Glendinning, 1 (0-1) Ryan Grotjohn, 1 (0-1)	Tucker Bradley, 17 (9-8) John Rave, 6 (3-3) Jake Means, 1 (1-0) Nate Eaton, 1 (0-1) Ryan Grotjohn, 1 (0-1)

[illegible]

## OUTFIELD ASSISTS (7)

<b>TUCKER BRADLEY</b>	<i>LF</i>	2
	<i>RF</i>	1
<b>NATE EATON</b>	<i>LF</i>	1
<b>NICK LOFTIN</b>	<i>CF</i>	1
<b>SEULY MATIAS</b>	<i>RF</i>	1
<b>JOHN RAVE</b>	<i>CF</i>	1

### # OF LINEUP COMBOS

26 games, 26 unique lineup combinations used

### MOST USED LINEUP (TBD)

PLAYER	Pos.
1	
2	
3	
4	
5	
6	
7	
8	
9	

## CATCHER PITCHING STATS

Catchers	W	L	ERA	GS	SV	IP	H	R	ER	HR	HB	BB	IBB	SO	WHIP	AVG	WP	GDP	TBF	SB	CS	ATT	%CS	PB
Sebastian Rivero	8	9	5.69	17	1	155.0	156	105	98	18	9	85	2	154	1.55	.260	14	16	701	23	2	25	8.0%	2
Logan Porter	5	1	5.60	6	3	53.0	56	33	33	8	4	19	0	54	1.42	.281	3	5	227	7	2	9	22.2%	0
Tyler Cropley	0	3	6.26	3	0	23.0	26	17	16	5	1	11	0	11	1.61	.248	2	1	105	8	0	8	0.0%	0



GM #	APRIL	OPPONENT	SCORE	RECORD	Pos./G+/-	WIN	LOSS	SAVE	TEMP.	1ST PITCH	TIME	ATT.	HOME ATT.	NATURALS				OPPONENT			
														R	H	E	LO	R	H	E	LO
1	4/8	@ Springfield	W, 11-8	1 - 0	T-1st/+1.0	Á. Sotillet (1-0)	G. Black (0-1)	-	42°	6:41 PM	3:55	3,682		11	12	0	10	8	8	4	10
2	4/9	@ Springfield	L, 14-11	1 - 1	T-2nd/-1.0	J. Quezada (1-0)	A. Veneziano (0-1)	F. Pacheco (1)	63°	5:37 PM	3:47	3,037		11	15	2	10	14	13	2	10
3	4/10	@ Springfield	L, 10-5	1 - 2	T-3rd/-2.0	M. Brettell (1-0)	A. Zerpa (0-1)	-	79°	1:38 PM	2:43	2,760		5	7	2	6	10	12	1	6
4	4/12	WICHITA	W, 8-6	2 - 2	T-3rd/-1.0	D. Biasi (1-0)	B. Lawson (0-1)	Á. Sotillet (1)	72°	7:04 PM	3:04	4,032	4,032	8	8	0	6	6	6	2	9
5	4/13	WICHITA	W, 8-5	3 - 2	2nd/-1.0	C. Cosby (1-0)	A. Scherff (0-1)	-	53°	7:05 PM	2:48	2,590	6,622	8	12	0	7	5	7	2	4
6	4/14	WICHITA	L, 7-1	3 - 3	3rd/-1.0	L. Varland (1-0)	D. Parrish (0-1)	-	64°	7:04 PM	3:03	2,655	9,277	1	5	0	7	7	7	0	7
7	4/15	WICHITA	L, 4-2	3 - 4	3rd/-2.0	S. Woods Richardson (1-0)	A. Veneziano (0-2)	A. Schulfer (1)	73°	7:05 PM	2:25	4,404	13,681	2	5	0	6	4	9	1	9
8	4/16	WICHITA	L, 6-5 (10)	3 - 5	T-4th/-2.5	A. Angulo (1-0)	Z. Willeman (0-1)	S. Klimek (1)	55°	6:05 PM	3:25	3,003	16,684	5	6	2	12	6	16	4	11
9	4/17	WICHITA	L, 5-1	3 - 6	5th/-3.0	T. Viza (1-0)	A. Lacy (0-1)	-	52°	2:05 PM	2:37	1,950	18,634	1	10	1	9	5	7	0	5
10	4/19	@ Frisco	L, 4-3	3 - 7	5th/-4.0	S. Nordlin (2-1)	A. Marsh (0-1)	C. Lee (3)	70°	6:37 PM	2:37	2,162		3	2	0	7	4	9	1	10
11	4/20	@ Frisco	W, 7-2	4 - 7	T-4th/-4.0	D. Parrish (1-1)	A. Weems (0-1)	-	86°	6:37 PM	2:27	2,324		7	10	1	7	2	4	0	6
12	4/21	@ Frisco	L, 12-2	4 - 8	5th/-4.0	N. Starr (1-0)	A. Veneziano (0-3)	-	82°	6:37 PM	2:26	3,939		2	2	0	7	12	13	1	3
13	4/22	@ Frisco	W, 11-2	5 - 8	T-4th/-4.0	A. Zerpa (1-1)	C. Bradford (1-1)	-	84°	6:36 PM	2:30	6,222		11	8	0	4	2	8	1	10
14	4/23	@ Frisco	W, 12-4	6 - 8	4th/-4.0	W. Pennington (1-0)	J. Leiter (0-1)	-	82°	6:40 PM	2:39	6,777		12	12	2	7	4	10	2	8
15	4/24	@ Frisco	W, 4-3	7 - 8	4th/-3.0	Y. Del Rosario (1-0)	C. Ragans (0-1)	Á. Sotillet (2)	75°	4:16 PM	2:21	3,208		4	9	0	9	3	6	1	6
16	4/26	AMARILLO	L, 6-5 (11)	7 - 9	T-4th/-3.0	J. Garcia (1-0)	W. Pennington (1-1)	B. Rogers (1)	55°	11:06 AM	3:02	3,702	22,336	6	10	0	8	5	9	1	9
17	4/27	AMARILLO	W, 12-6	8 - 9	4th/-3.0	A. Veneziano (1-3)	S. Cecconi (0-1)	-	68°	7:05 PM	2:28	3,073	25,409	12	15	0	9	6	11	2	7
18	4/28	AMARILLO	L, 9-5	8 - 10	4th/-3.0	K. Curtis (1-1)	Z. Willeman (0-2)	-	64°	7:04 PM	2:38	3,100	28,509	5	8	0	6	9	13	1	4
19	4/29	AMARILLO	W, 8-7	9 - 10	T-3rd/-3.0	W. Pennington (2-1)	D. Olivero (0-1)	J. Dipoto (1)	74°	7:05 PM	2:51	4,890	33,399	8	17	1	9	7	15	0	11
20	4/30	AMARILLO	L, 7-5	9 - 11	T-3rd/-3.0	B. Pfaadt (1-1)	H. Capps (0-1)	B. Workman (1)	72°	6:06 PM	2:16	5,857	39,256	5	8	0	4	7	10	0	5

APRIL Hitting Results: .261/.357/.422 (180-for-690), 37 2B, 22 HR, 126 R, 97 BB, 32 SB // APRIL Pitching Results: 9-11, 5.98 ERA (119 ER in 179.0 IP), 3/5 SV, 194 H, 25 HR, 87 BB, 158 K, .276 AVG

GM #	MAY	OPPONENT	SCORE	RECORD	Pos./G+/-	WIN	LOSS	SAVE	TEMP.	1ST PITCH	TIME	ATT.	HOME ATT.	NATURALS				OPPONENT			
														R	H	E	LO	R	H	E	LO
21	5/1	AMARILLO	W, 9-5	10 - 11	3rd/-3.0	D. Parrish (2-1)	J. Vernia (0-1)	-	70°	2:04 PM	2:32	5,348	44,604	9	12	0	7	5	11	0	7
22	5/3	@ Springfield	L, 12-5	10 - 12	T-3rd/-3.5	D. Roach (2-1)	A. Veneziano (1-3)	-	52°	6:37 PM	2:49	3,701		5	8	2	7	12	10	2	10
23	5/4	@ Springfield	W, 13-3	11 - 12	T-3rd/-3.0	M. Martinez (1-0)	K. Leahy (0-4)	-	55°	7:34 PM	2:33 (:59)	3,131		13	15	0	10	3	6	1	4
24	5/5	@ Springfield	W, 9-6	12 - 12	3rd/-2.5	Y. Del Rosario (2-0)	G. Black (1-3)	W. Pennington (1)	61°	6:36 PM	2:42	3,125		9	17	0	12	6	8	1	4
25	5/6	@ Springfield	L, 2-1	12 - 13	T-3rd/-4.0	T. Pike (1-1)	H. Capps (0-2)	F. Pacheco (5)	64°	6:39 PM	2:22	3,165		1	4	1	2	2	6	0	10
26	5/7	@ Springfield	W, 4-0	13 - 13	3rd/-4.0	D. Parrish (3-1)	C. Lunn (2-3)	-	74°	6:05 PM	2:04	4,375		4	9	0	5	0	3	1	4
27	5/8	@ Springfield																			
28	5/10	WICHITA																			
29	5/11	WICHITA																			
30	5/12	WICHITA																			
31	5/13	WICHITA																			
32	5/14	WICHITA																			
33	5/15	WICHITA																			
34	5/17	@ Arkansas																			
35	5/18	@ Arkansas																			
36	5/19	@ Arkansas																			
37	5/20	@ Arkansas																			
38	5/21	@ Arkansas																			
39	5/22	@ Arkansas																			
40	5/24	@ Midland																			
41	5/25	@ Midland																			
42	5/26	@ Midland																			
43	5/27	@ Midland																			
44	5/28	@ Midland																			
45	5/29	@ Midland																			
46	5/31	CORPUS CHRISTI																			

MAY Hitting Results: TBD // MAY Pitching Results: TBD

GM #	JUNE	OPPONENT	SCORE	RECORD	Pos./G+/-	WIN	LOSS	SAVE	TEMP.	1ST PITCH	TIME	ATT.	HOME ATT.	NATURALS				OPPONENT			
														R	H	E	LO	R	H	E	LO
47	6/1	CORPUS CHRISTI																			
48	6/2	CORPUS CHRISTI																			
49	6/3	CORPUS CHRISTI																			
50	6/4	CORPUS CHRISTI																			
51	6/5	CORPUS CHRISTI																			
52	6/7	@ Tulsa																			
53	6/8	@ Tulsa																			
54	6/9	@ Tulsa																			
55	6/10	@ Tulsa																			
56	6/11	@ Tulsa																			
57	6/12	@ Tulsa																			
58	6/14	ARKANSAS																			
59	6/15	ARKANSAS																			
60	6/16	ARKANSAS																			
61	6/17	ARKANSAS																			
62	6/18	ARKANSAS																			
63	6/19	ARKANSAS																			
64	6/21	SPRINGFIELD																			
65	6/22	SPRINGFIELD																			
66	6/23	SPRINGFIELD																			
67	6/24	SPRINGFIELD																			
68	6/25	SPRINGFIELD																			
69	6/26	SPRINGFIELD																			

1ST HALF Hitting Results: TBD // 1ST HALF Pitching Results: TBD

[illegible]

**JUNE Hitting Results: TBD // JUNE Pitching Results: TBD**

[illegible]

**JULY Hitting Results: TBD // JULY Pitching Results: TBD**

[illegible]**AUGUST Hitting Results: TBD // AUGUST Pitching Results: TBD**[illegible]

**SEPTEMBER Hitting Results:** TBD // **SEPTEMBER Pitching Results:** TBD  
**2ND HALF Hitting Results:** TBD // **2ND HALF Pitching Results:** TBD





DATE	OPPONENT	RESULT	IP	H	R	ER	BB	SO	2B	3B	HR	AVG	WHIP	WP	BK	HB	GIDP	IBB	TBF	SV	ERA (SEASON)
4/8	@ Springfield	W, 11-8	9.0	8	8	8	9	6	3	0	2	(.229)	(1.89)	2	0	1	0	0	45	0	8.00
4/9	@ Springfield	L, 14-11	8.0	13	14	12	12	5	2	0	1	(.361)	(3.13)	1	0	0	2	0	48	0	10.59
4/10	@ Springfield	L, 10-5	8.0	12	10	10	3	0	3	0	3	(.333)	(1.88)	2	0	1	0	0	40	0	10.80
4/12	WICHITA	W, 8-6	9.0	6	6	6	5	13	0	0	0	(.171)	(1.22)	2	0	2	0	0	42	1	9.53
4/13	WICHITA	W, 8-5	9.0	7	5	5	3	15	2	0	2	(.212)	(1.11)	1	0	0	1	0	36	0	8.58
4/14	WICHITA	L, 7-1	9.0	7	7	7	5	9	3	1	1	(.206)	(1.33)	0	0	2	0	0	41	0	8.31
4/15	WICHITA	L, 4-2	9.0	9	4	4	6	4	1	1	1	(.265)	(1.67)	0	0	0	1	0	40	0	7.67
4/16	WICHITA	L, 6-5 (10)	10.0	16	6	4	2	9	0	0	0	(.372)	(1.80)	0	0	0	2	0	46	0	7.10
4/17	WICHITA	L, 5-1	9.0	7	5	4	3	8	1	0	2	(.206)	(1.11)	0	0	0	0	0	37	0	6.75
4/19	@ Frisco	L, 4-3	8.0	9	4	4	6	7	1	0	0	(.300)	(1.88)	1	0	0	1	0	38	0	6.55
4/20	@ Frisco	W, 7-2	9.0	4	2	1	4	6	1	0	1	(.133)	(0.89)	1	0	1	2	0	35	0	6.03
4/21	@ Frisco	L, 12-2	8.0	13	12	12	2	6	3	0	3	(.382)	(1.88)	0	0	2	1	0	39	0	6.60
4/22	@ Frisco	W, 11-2	9.0	8	2	2	4	9	0	0	1	(.235)	(1.33)	1	0	0	0	0	39	0	6.24
4/23	@ Frisco	W, 12-4	9.0	10	4	3	3	7	2	0	2	(.286)	(1.44)	0	0	0	0	0	39	0	6.00
4/24	@ Frisco	W, 4-3	9.0	6	3	3	3	9	3	0	1	(.194)	(1.00)	0	0	1	1	0	36	1	5.80
4/26	AMARILLO	L, 6-5 (11)	11.0	10	6	5	3	12	1	0	0	(.244)	(1.18)	2	0	0	1	1	45	0	5.66
4/27	AMARILLO	W, 12-6	9.0	11	6	6	2	6	2	0	1	(.297)	(1.44)	2	0	0	0	0	40	0	5.68
4/28	AMARILLO	L, 9-5	9.0	13	9	9	4	5	3	1	1	(.361)	(1.89)	0	1	0	2	1	40	0	5.87
4/29	AMARILLO	W, 8-7	9.0	15	7	7	6	11	2	0	0	(.395)	(2.33)	2	0	0	2	0	45	1	5.93
4/30	AMARILLO	L, 7-5	9.0	10	7	7	2	11	2	0	3	(.278)	(1.33)	0	0	1	1	0	39	0	5.98
5/1	AMARILLO	W, 9-5	9.0	11	5	5	2	8	3	0	2	(.324)	(1.44)	0	0	1	0	0	39	0	5.94
5/3	@ Springfield	L, 12-5	8.0	10	12	12	13	8	4	0	1	(.323)	(2.88)	0	0	2	3	0	46	0	6.24
5/4	@ Springfield	W, 13-3	9.0	6	3	3	2	9	0	0	1	(.188)	(0.89)	1	0	0	1	0	34	0	6.10
5/5	@ Springfield	W, 9-6	9.0	8	6	6	4	12	4	0	2	(.242)	(1.33)	0	0	0	1	0	37	1	6.10
5/6	@ Springfield	L, 2-1	8.0	7	2	2	5	16	2	0	0	(.226)	(1.50)	0	0	0	0	0	36	0	5.96
5/7	@ Springfield	W, 4-0	9.0	3	0	0	2	8	0	0	0	(.103)	(0.56)	1	0	0	0	0	31	0	5.73
5/8	@ Springfield																				
5/10	WICHITA																				
5/11	WICHITA																				
5/12	WICHITA																				
5/13	WICHITA																				
5/14	WICHITA																				
5/15	WICHITA																				
5/17	@ Arkansas																				
5/18	@ Arkansas																				
5/19	@ Arkansas																				
5/20	@ Arkansas																				
5/21	@ Arkansas																				
5/22	@ Arkansas																				
5/24	@ Midland																				
5/25	@ Midland																				
5/26	@ Midland																				
5/27	@ Midland																				
5/28	@ Midland																				
5/29	@ Midland																				
5/31	CORPUS CHRISTI																				
6/1	CORPUS CHRISTI																				
6/2	CORPUS CHRISTI																				
6/3	CORPUS CHRISTI																				
6/4	CORPUS CHRISTI																				
6/5	CORPUS CHRISTI																				
6/7	@ Tulsa																				
6/8	@ Tulsa																				
6/9	@ Tulsa																				
6/10	@ Tulsa																				
6/11	@ Tulsa																				
6/12	@ Tulsa																				
6/14	ARKANSAS																				
6/15	ARKANSAS																				
6/16	ARKANSAS																				
6/17	ARKANSAS																				
6/18	ARKANSAS																				
6/19	ARKANSAS																				
6/21	SPRINGFIELD																				
6/22	SPRINGFIELD																				
6/23	SPRINGFIELD																				
6/24	SPRINGFIELD																				
6/25	SPRINGFIELD																				
6/26	SPRINGFIELD																				



23

## GAME-BY-GAME HITTING

[illegible]



## THE LAST TIME THE NATURALS...

THREW A PERFECT GAME	N/A
THREW A NO-HITTER	Brooks Pounders, 6/27/2013 vs. Midland
THREW A 9-INNING NO-HITTER	Brooks Pounders, 6/27/2013 vs. Midland
THREW A COMBINED NO-HITTER	Greg Holland, Chris Dwyer, Brandon Lafferty & Kendal Volz, 5/10/2012 vs. Springfield
THREW A COMBINED 1-HITTER (9 Innings)	N/A
THREW A COMBINED 1-HITTER (7 Innings)	Jonathan Heasley & Robert Garcia, 5/28/2021 vs. San Antonio (Game 2)
THREW A COMBINED 2-HITTER (9 Innings)	Jonathan Heasley, Derrick Adams & Josh Dye, 7/8/2021 @ Wichita
THREW A COMBINED 2-HITTER (7 Innings)	Nolan Watson, Yefri Del Rosario & Robert Garcia, 8/27/2021 vs. Springfield (Game 1)
GOT NO-HIT (9 INNINGS)	5/17/2016 vs. Arkansas, 6-0
GOT NO-HIT (LESS THAN 9 INNINGS)	N/A
GOT 1-HIT	8/31/2019 vs. Frisco
GOT 2-HIT	4/21/2022 @ Frisco
THREW A COMBINED 9-INNING SHUTOUT	5/7/2022 @ Springfield (4-0)
THREW BACK-TO-BACK SHUTOUTS	Games 1 and 2, 8/14/2021 vs. Frisco
GOT SHUT OUT (9 INNINGS)	8/18/2021 vs. Tulsa
GOT SHUT OUT IN BACK-TO-BACK GAMES	August 12 & 13, 2019 @ Arkansas
GOT SHUT OUT IN 3 STRAIGHT GAMES	July 10 vs. Frisco, July 11 & 12, 2015 vs. Midland
GOT SHUT OUT (LESS THAN 9 INNINGS)	8/7/2021 @ Arkansas (5 Innings)
WON 11 GAMES IN A ROW	April 26 - May 6, 2015
WON 8 GAMES IN A ROW	June 14 - June 20, 2017
WON 7 GAMES IN A ROW	May 16 - May 22, 2015
WON 6 GAMES IN A ROW	August 2 - August 8, 2018
LOST 10 GAMES IN A ROW	April 6 - April 16, 2014
LOST 9 GAMES IN A ROW	April 8 - April 16, 2019
LOST 8 GAMES IN A ROW	July 2 - July 9, 2012
LOST 7 GAMES IN A ROW	July 12 - July 18, 2018
LOST 6 GAMES IN A ROW	July 15 - July 20, 2017
STRUCK OUT 19+ OPPOSING HITTERS	5/11/2013 @ Springfield (19)
STRUCK OUT 17+ OPPOSING HITTERS	8/29/2019 vs. Midland (18)
STRUCK OUT 15+ OPPOSING HITTERS	5/6/2022 @ Springfield (16)
STRUCK OUT 10+ OPPOSING HITTERS	5/6/2022 @ Springfield (16)
SCORED 20+ RUNS IN ONE GAME	8/20/2013 @ Springfield (21)
SCORED 15+ RUNS IN ONE GAME	8/24/2021 vs. Springfield (18)
SCORED 10+ RUNS IN ONE GAME	5/4/22 @ Springfield (13)
ALLOWED 25+ RUNS IN ONE GAME	4/15/2011 @ San Antonio (26)
ALLOWED 20+ RUNS IN ONE GAME	7/25/2021 @ Tulsa (23)
ALLOWED 15+ RUNS IN ONE GAME	7/27/2021 vs. Wichita (18)
ALLOWED 10+ RUNS IN ONE GAME	5/4/22 @ Springfield (12)
HAD 22+ HITS IN ONE GAME	5/22/2010 vs. Arkansas (22)
HAD 20+ HITS IN ONE GAME	8/24/2021 vs. Springfield (20)
HAD 15+ HITS IN ONE GAME	5/5/2022 @ Springfield (17)
HAD 10+ HITS IN ONE GAME	5/5/2022 @ Springfield (17)
ALLOWED 25+ HITS IN ONE GAME	4/15/2011 @ San Antonio (26)
ALLOWED 20+ HITS IN ONE GAME	7/27/2021 vs. Wichita (23)
ALLOWED 15+ HITS IN ONE GAME	4/29/2022 vs. Amarillo (15)
ALLOWED 10+ HITS IN ONE GAME	5/4/22 @ Springfield (10)
WALKED 14+ TIMES IN ONE GAME	5/8/2021 @ Arkansas (14)
WALKED 10+ TIMES IN ONE GAME	7/29/2021 vs. Wichita (10)
WALKED 8+ TIMES IN ONE GAME	5/4/22 @ Springfield (9)
ALLOWED 13+ WALKS IN ONE GAME	5/4/22 @ Springfield (13)
ALLOWED 10+ WALKS IN ONE GAME	5/4/22 @ Springfield (13)
ALLOWED 8+ WALKS IN ONE GAME	5/4/22 @ Springfield (13)
HIT 7+ HOME RUNS IN A GAME	5/30/2021 vs. San Antonio (7)
HIT 5+ HOME RUNS IN A GAME	8/24/2021 vs. Springfield (5)
HIT 3+ HOME RUNS IN A GAME	5/5/2022 @ Springfield (4)
ALLOWED 7+ HOME RUNS IN A GAME	4/15/2011 @ San Antonio (7)
ALLOWED 5+ HOME RUNS IN A GAME	7/6/2021 @ Wichita (5)
ALLOWED 3+ HOME RUNS IN A GAME	4/30/2022 vs. Amarillo (3)
HAD 2 PLAYERS HIT 2 HOME RUNS IN A GAME	Hunter Dozier & Bubba Starling, 4/10/2016 vs. Midland
HIT BACK-TO-BACK HOME RUNS	Brihet Bewley & Tucker Bradley, 6th Inning, 5/5/2022 @ Springfield
HIT 3 STRAIGHT HOME RUNS	Bobby Witt Jr., Nick Pratto & MJ Melendez, 5/30/2021 vs. San Antonio
SCORED 10+ RUNS IN AN INNING	2nd Inning, 9/9/2021 @ Wichita (10)
SCORED 7+ RUNS IN AN INNING	4th Inning, 4/27/2022 vs. Amarillo (7)
SCORED 5+ RUNS IN AN INNING	6th Inning, 5/5/2022 @ Springfield (5)
SCORED 5+ RUNS IN AN EXTRA INNING	10th Inning, 6/2/2012 vs. Frisco (5)
ALLOWED 10+ RUNS IN AN INNING	7/26/2019 vs. Corpus Christi (11)
ALLOWED 7+ RUNS IN AN INNING	2nd Inning, 7/25/2021 @ Tulsa (7)
ALLOWED 5+ RUNS IN AN INNING	9th Inning, 4/28/2022 vs. Amarillo (5)
ALLOWED 5+ RUNS IN AN EXTRA INNING	11th Inning, 8/4/26/2022 vs. Amarillo (5)
WON A GAME BY 15+ RUNS	18-1, 8/24/2021 vs. Springfield
WON A GAME BY 10+ RUNS	5/4/22 @ Springfield
LOST A GAME BY 15+ RUNS	23-8, 7/25/2021 @ Tulsa
LOST A GAME BY 10+ RUNS	12-2, 4/21/2022 @ Frisco
SCORED 12+ RUNS IN CONSECUTIVE GAMES	June 28 (vs. Tulsa) & July 2 (@ Frisco), 2015
SCORED 10+ RUNS IN CONSECUTIVE GAMES	April 22 & 23, 2022 @ Frisco
SCORED A RUN WITHOUT AN RBI	9/7/2021 @ Wichita
SCORED MULTIPLE RUNS WITHOUT AN RBI	2 Runs, 8/16/2018 @ Midland
TURNED 5 DOUBLE PLAYS IN ONE GAME	8/20/2015 @ San Antonio
TURNED 3+ DOUBLE PLAYS IN ONE GAME	5/4/22 @ Springfield (3)
TURNED A TRIPLE PLAY	Frank Schwindel (1B) to Corey Toups (2B) to Humberto Arteaga (SS) to Schwindel to Toups, 8/31/2016 vs. Tulsa
HIT INTO A TRIPLE PLAY	Mauricio Ramos, 7/24/2016 vs. Springfield
COMMITTED 6 ERRORS	5/4/2019 vs. Midland
COMMITTED 5 ERRORS	5/29/2021 vs. San Antonio
COMMITTED 3+ ERRORS	8/17/2021 @ Tulsa (3)
EVERY NATURAL IN THE STARTING LINEUP HAD A HIT	5/4/22 @ Springfield
EVERY NATURAL IN THE STARTING LINEUP SCORED A RUN	5/4/22 @ Springfield
EVERY NATURAL IN THE STARTING LINEUP HAD A HIT AND SCORED A RUN	5/4/22 @ Springfield
LINEUP BATTED AROUND TWICE IN ONE GAME	3rd and 9th Innings, 5/4/22 @ Springfield
WON ON THE LAST AT-BAT OF THE GAME (WALK-OFF WIN)	9/3/2021 vs. Corpus Christi
LOST ON THE LAST AT-BAT OF THE GAME (WALK-OFF LOSS)	8/20/2021 @ Tulsa
PLAYED BACK-TO-BACK EXTRA-INNING GAMES	September 2nd & 3rd, 2021 vs. Corpus Christi
WON BOTH GAMES OF A DOUBLEHEADER	8/24/2021 vs. Springfield (8-0, 4-1)
PITCHED SHUTOUTS IN BOTH GAMES OF A DOUBLEHEADER	8/14/2021 vs. Frisco (1-0, 10-0)
LOST BOTH GAMES OF A DOUBLEHEADER	5/30/2019 vs. Arkansas (7-4, 10-7)

## THE LAST TIME A NATURALS HITTER...

HAD 6 HITS IN ONE GAME	Ed Lucas, 7/21/2008 @ Springfield
HAD 5 HITS IN ONE GAME	Dairon Blanco, 7/13/2021 vs. Arkansas
HAD 4 HITS IN ONE GAME	Maikel Garcia, 5/1/2022 vs. Amarillo
HAD 3 HITS IN ONE GAME	Michael Massey, 5/7/2022 @ Springfield
HIT 3 HOME RUNS IN ONE GAME	Bobby Witt Jr., 5/30/2021 vs. San Antonio
HIT 2 HOME RUNS IN ONE GAME	Sebastian Rivero, 4/27/2022 vs. Amarillo
HIT 2 TRIPLES IN ONE GAME	Taylor Featherston, 4/18/2019 vs. Springfield
HIT 3 DOUBLES IN ONE GAME	Nick Loftin, 5/4/22 @ Springfield
HIT 2 DOUBLES IN ONE GAME	Robbie Glendinning, 4/29/22 vs. Amarillo
HIT A GRAND SLAM	Tucker Bradley, 4/23/2022 @ Frisco
HIT AN INSIDE-THE-PARK HOME RUN	Brewer Hicklen, 7/15/2021 vs. Arkansas
LED OFF A HOME GAME WITH A HOME RUN	Clay Dungan, 7/18/2021 vs. Arkansas
LED OFF A ROAD GAME WITH A HOME RUN	Clay Dungan, 7/24/2021 @ Tulsa
HIT A PINCH-HIT HOME RUN	Frank Schwindel, 8/21/2015 @ Corpus Christi
HIT A WALK-OFF HOME RUN	Gabriel Cancel, 4/20/2019 vs. Springfield
HIT FOR THE CYCLE	Nicky Lopez, 6/21/2018 @ Tulsa
HAD 7 RBI IN ONE GAME	Taylor Featherston, 7/20/2019 @ Amarillo
HAD 6 RBI IN ONE GAME	Nick Pratto, 5/21/2021 @ Springfield
HAD 5 RBI IN ONE GAME	Nick Loftin, 4/22/2022 @ Frisco
HAD 4 RBI IN ONE GAME	Michael Massey, 5/1/2022 vs. Amarillo
SCORED 4 RUNS IN ONE GAME	Maikel Garcia, 4/8/2022 @ Springfield
SCORED 3 RUNS IN ONE GAME	Sebastian Rivero & Robbie Glendinning, 5/4/22 @ Springfield
WALKED 4 TIMES IN ONE GAME	Travis Jones, 4/29/2021 @ Springfield
WALKED 3 TIMES IN ONE GAME	Seuly Matias, 5/4/22 @ Springfield
STOLE 4 BASES IN ONE GAME	Nick Heath, 5/20/2019 @ Arkansas
STOLE 3 BASES IN ONE GAME	Brewer Hicklen, 8/12/2021 vs. Frisco
STOLE 2 BASES IN ONE GAME	Tucker Bradley, 4/24/2022 @ Frisco
STRUCK OUT 5 TIMES IN ONE GAME	Dairon Blanco, 5/12/2021 vs. Tulsa
STRUCK OUT 4 TIMES IN ONE GAME	Melbyrs Vilorio, 9/4/2021 vs. Corpus Christi
STRUCK OUT 3 TIMES IN ONE GAME	Seuly Matias & Brihet Bewley, 5/7/2022 @ Springfield
REACHED BASE 6 TIMES IN ONE GAME	Travis Jones, 6/29/2021 @ Springfield
REACHED BASE 5 TIMES IN ONE GAME	Nate Eaton, 4/23/2022 @ Frisco
REACHED BASE 4 TIMES IN ONE GAME	Maikel Garcia & Seuly Matias, 5/5/2022 @ Springfield
REACHED BASE IN EVERY TRIP TO THE PLATE (6 PA)	Johnny Givonetella, 7/22/2010 @ Arkansas
REACHED BASE IN EVERY TRIP TO THE PLATE (5 PA)	Nate Eaton, 4/23/2022 @ Frisco
REACHED BASE IN EVERY TRIP TO THE PLATE (4 PA)	Vinnie Pasquantino, 9/8/2021 @ Wichita
REACHED 2 TIMES IN THE SAME INNING	Sebastian Rivero & Nate Eaton, 4th Inning, 4/27/2022 vs. Amarillo
HAD 2 HITS IN THE SAME INNING	Sebastian Rivero & Nate Eaton, 4th Inning, 4/27/2022 vs. Amarillo
SAW 16 PITCHES IN A SINGLE PLATE APPEARANCE	Donnie Dewees, 4/7/2017 vs. San Antonio
SAW 15 PITCHES IN A SINGLE PLATE APPEARANCE	Dennicher Carrasco, 7/18/2021 vs. Arkansas
SAW 14 PITCHES IN A SINGLE PLATE APPEARANCE	Jordan George, 8/27/2019 vs. Midland
SAW 10+ PITCHES IN A SINGLE PLATE APPEARANCE	Michael Massey, 4/24/2022 @ Frisco (10)
HIT HOME RUNS IN BOTH GAMES OF A DOUBLEHEADER	Jimmy Govern, 8/14/2021 vs. Frisco
HIT HOME RUNS IN BACK-TO-BACK GAMES	Michael Massey, 4/30 and 5/1 vs. Amarillo
HIT HOME RUNS IN 3 STRAIGHT GAMES	Michael Massey, 4/23 to 4/24/2022 @ Frisco
HIT HOME RUNS IN 4 STRAIGHT GAMES	Wil Myers, 5/5 to 5/8/2012 vs. Tulsa
HIT HOME RUNS IN 5 STRAIGHT GAMES	Clint Robinson, 8/7 to 8/12/2010 vs. Arkansas, @ Frisco
HAD 2+ HITS IN 8 STRAIGHT GAMES	Kurt Mertins, May 25 to June 6, 2009
HAD 2+ HITS IN 7 STRAIGHT GAMES	Jeff Bianchi, July 20 to July 27, 2009
HAD 2+ HITS IN 6 STRAIGHT GAMES	Anderson Miller, May 14 to May 19, 2019
HAD 2+ HITS IN 5 STRAIGHT GAMES	Bobby Witt Jr., June 16 to June 20, 2021
HAD A 20+ GAME HITTING STREAK	Clint Robinson, 21 Games: June 15 - July 12, 2010
HAD A 18+ GAME HITTING STREAK	Jordan Parraz, 19 Games: May 27 - June 15, 2009
HAD A 16+ GAME HITTING STREAK	Jackson Flores, 17 Games: June 15 - July 6, 2018
HAD A 14+ GAME HITTING STREAK	Jackson Flores, 15 Games: July 31 - August 16, 2018
HAD A 12+ GAME HITTING STREAK	MJ Melendez, 12 Games: June 26 - July 8, 2010
HAD A 30+ GAME REACHED BASE STREAK	Jackson Flores, 34 Games: May 29 - July 7, 2018
HAD A 25+ GAME REACHED BASE STREAK	Vinnie Pasquantino, 25 Games: August 5 - September 3, 2021
HAD A 20+ GAME REACHED BASE STREAK	Freddy Fermin, 23 Games: July 2, 2021 to August 4, 2021

## THE LAST TIME A NATURALS PITCHER...

THREW A 1-HITTER (9 Innings)	N/A
THREW A 1-HITTER (7 Innings)	N/A
THREW A 2-HITTER (9 Innings)	N/A
THREW A 2-HITTER (7 Innings)	Drew Parrish, 8/27/2021 vs. Springfield (Game 2)
THREW A 9-INNING COMPLETE GAME SHUTOUT	Corey Ray, 6/8/2017 vs. Springfield
THREW A 7-INNING COMPLETE GAME SHUTOUT	Drew Parrish, 8/27/2021 vs. Springfield
THREW A 5-INNING COMPLETE GAME SHUTOUT	Danny Duffy, 9/2/2010 vs. Arkansas
THREW A 9-INNING COMPLETE GAME	Scott Blewett, 8/10/2018 vs. Frisco
THREW AN 8-INNING COMPLETE GAME	Ofreidy Gomez, 8/2/2019 @ Tulsa
THREW A 7-INNING COMPLETE GAME	Drew Parrish, 8/27/2021 vs. Springfield
THREW A 6-INNING COMPLETE GAME	Sugar Ray Marimon, 5/26/2013 @ San Antonio
STRUCK OUT 13 IN A GAME	Danny Duffy, July 17, 2013 @ Tulsa
STRUCK OUT 12 IN A GAME	Josh Staumont, 9/4/2016 vs. Arkansas
STRUCK OUT 11 IN A GAME	Alec Marsh, 5/14/2021 vs. Tulsa
STRUCK OUT 10 IN A GAME	Jonathan Bowlan, 5/5/2021 @ Arkansas
WALKED 8 IN A GAME	Noel Arguelles, 5/12/2013 @ Springfield
WALKED 7 IN A GAME	Jason Adam, 7/5/2013 @ Midland
WALKED 6 IN A GAME	Emilio Ogando, 6/9/2018 @ Arkansas
WALKED 5 IN A GAME	Anthony Veneziano, 4/9/2022 @ Springfield
ALLOWED 4 HOME RUNS IN A GAME	Franco Terrero, 4/22/2018 @ Tulsa
ALLOWED 3 HOME RUNS IN A GAME	Alec Marsh, 4/30/2022 vs. Amarillo
ALLOWED 2 HOME RUNS IN A GAME	Yefri Del Rosario, 5/5/2022 @ Springfield
THREW 110+ PITCHES IN A GAME	Andy Ferguson, 8/9/2014 vs. San Antonio (116)
THREW 100+ PITCHES IN A GAME	Brady Singer, 8/31/2019 vs. Frisco (105)
THREW 95+ PITCHES IN A GAME	Gerson Garabito, 9/1/2019 vs. Frisco (96)
THREW 90+ PITCHES IN A GAME	Drew Parrish, 8/27/2021 vs. Springfield (91)
WON HIS NATURALS DEBUT	Walter Pennington, 4/23/2022 @ Frisco
THREW AN IMMACULATE INNING	Grant Gavin, 6th Inning 5/20/2019 @ Arkansas