



GAME NOTES

NORTHWEST ARKANSAS GROWLIN' CHICKENS

3000 GENE GEORGE BLVD • SPRINGDALE, AR 72762 • PH: 479.927.4900 • FAX: 479.756.8088

WWW.NWANATURALS.COM f /NATURALS @NWANATURALS

NORTHWEST ARKANSAS GROWLIN' CHICKENS (29-31) vs. ARKANSAS TRAVELERS (34-27)

LHP Ángel Zerpa (1-4, 4.79 ERA) vs. RHP Connor Jones (4-3, 3.19 ERA)

Saturday, June 17th, 2022 • 6:05 PM (CT) First Pitch • Arvest Ballpark • Springdale, Arkansas

Game 61 of 138 • Home Game 28 of 68 • Home Record: 10-17 • Night Game Record: 22-26 • North Division Record: 16-20

Streak: L3 • Last 5: 2-3 • Last 10: 5-5 • Road Record: 19-14 • Day Game Record: 7-5 • South Division Record: 13-11

Listen: www.milb.com/northwest-arkansas/fans/audio-listen-live • Watch: MiLB.tv



UPCOMING GAMES & PITCHING PROBABLES

Sunday, June 19, 2022	ARKANSAS	2:05 p.m. CT	LHP Anthony Veneziano (3-4, 6.12 ERA) vs. RHP Stephen Kolek (4-4, 4.08 ERA)
Tuesday, June 21, 2022	SPRINGFIELD	7:05 p.m. CT	TBD vs. TBD
Wednesday, June 22, 2022	SPRINGFIELD	12:05 p.m. CT	TBD vs. TBD

BY THE NUMBERS

(UNDERLINE INDICATES MiLB LEADER) (BOLD INDICATES DOUBLE-A LEADER) (ITALICS INDICATES DOUBLE-A WORST)

.263 (5th)	< AVG	.233 (10th)	5.45 (7th)	ERA	> 3.74 (1st)
.360 (2nd)	< R	289 (10th)	1.55 (7th)	WHIP	> 1.28 (1st)
.545 (3rd)	< H	465 (10th)	.259 (7th)	AVG	> .219 (1st)
.67 (8th)	< HR	49 (19th)	528.1 (6th)	IP	> 534.0 (4th)
.250 (5th)	BB	> 288 (2nd)	529 (7th)	H	> 424 (1st)
.556 (6th)	K	> 546 (5th)	347 (6th)	R	> 252 (1st)
.82 (4th)	< SB	52 (7th)	74 (17th)	HR	> 48 (1st)
.347 (16th)	< OBP	.333 (10th)	289 (9th)	BB	> 259 (6th)
.426 (5th)	< SLG	.361 (10th)	554 (6th)	K	> 583 (2nd)
.773 (6th)	< OPS	.694 (10th)	3 (14th)	SHO	> 5 (1st)

SERIES HISTORY

NWA ALL-TIME vs. Travelers	204-183 (.527)
NWA ALL-TIME in Springdale	112-77 (.593)
NWA ALL-TIME in North Little Rock	92-106 (.465)

2022 vs. Travelers	3-7 (.300)
2022 in Springdale	1-3 (.250)
2022 in North Little Rock	2-4 (.333)

DATE	H/R	SCORE	WIN	LOSS	SAVE
5/17/22	R	L, 7-6 (10)	T. Kuhn	W. Pennington	-
5/18/22	R	L, 8-7	T. Dollard	A. Zerpa	M. Stryfeler
5/19/22	R	L, 5-0	C. Jones	A. Marsh	-
5/20/22	R	L, 2-1	J. Haberer	D. Parrish	T. Kuhn
5/21/22	R	W, 11-4 (8)	D. Biasi	S. Kolek	-
5/22/22	R	W, 10-5	Z. Phillips	E. Hancock	-
6/14/22	H	W, 7-5	A. Veneziani	S. Kolek	-
6/15/22	H	L, 5-4	C. Kober	M. Peacock	M. Stryfeler
6/16/22	H	L, 18-3	E. Hancock	Z. Phillips	-
6/17/22	H	L, 13-2	Y. Dollard	A. Marsh	-
6/18/22	H				
6/19/22	H				
8/9/22	R				
8/10/22	R				
8/11/22	R				
8/12/22	R				
8/13/22	R				
8/14/22	R				

GROWLIN' CHICKENS PR DEPARTMENT • NATURALSPR@GMAIL.COM

Dustin Dethlefs – Director, Marketing & PR – dustin@nwanaturals.com
 Nicholas Badders – Broadcaster/Media Relations/Baseball Ops – nicholas@nwanaturals.com
 Adam Annarone – Creative Services Coordinator – adam@nwanaturals.com
 Kelsey Chanler – Marketing and Creative Services Assistant – kelsey@nwanaturals.com

YESTERDAY'S GAME

	1	2	3	4	5	6	7	8	9	R	H	E	LO
Arkansas	0	0	0	5	0	6	0	2	0	13	14	0	6
NW Arkansas	1	0	0	0	0	0	1	0	0	2	4	0	5

Win: Taylor Dollard (5-2)

Loss: Alec Marsh (1-5)

Save: None

SPRINGDALE, AR – Playing as the Growlin' Chickens, the Northwest Arkansas Naturals dropped their third straight game to the Arkansas Travelers, falling 13-2 Friday night at Arvest Ballpark.

- For the seventh time in franchise history, every hit Northwest Arkansas recorded went for extra bases, as the club tallied three doubles and one home run.
- Maikel Garcia** gave the Growlin' Chickens an early lead, however, as he connected on his second home run of the year three pitches into the first inning, the team's first leadoff home run of 2022. Garcia added a double to lead off the sixth, his second hit of the day for his 20th multi-hit game of the season.
- Tyler Cropley** doubled in the fifth, while **Ryan Grotjohn** doubled in the seventh. Grotjohn doubled **Robbie Glendinning** to third after he opened the inning with a walk. Glendinning scored moments later on an RBI groundout from **Tucker Bradley**, the Growlin' Chickens' second and final run of the day.
- Once again, a big inning was the blow to starting pitcher **Alec Marsh**, as five runs in the fourth inning were the only he allowed in the contest. He faced four over the minimum in the other four innings, striking out four while being charged with his fifth loss of the season.
- Reliever **Christian Chamberlain** was tagged for six runs in the sixth inning, then **Yefri Del Rosario** surrendered two in the eighth, after retiring seven of his first eight batters.
- Andres Sotillet** took over for Del Rosario in the eighth inning, retiring the final four batters of the night.

NW ARKANSAS HITTING LEADERS

GAMES	Maikel Garcia (57)
AT-BATS	Maikel Garcia (233)
RUNS	Maikel Garcia (44)
HITS	Maikel Garcia (70)
TOTAL BASES	Michael Massey (109)
DOUBLES	Maikel Garcia (18)
TRIPLES	Tucker Bradley (3)
HOME RUNS	Seuly Matias (10)
RUNS BATTED IN	T^ Michael Massey (48)
WALKS	Maikel Garcia (34)
STRIKEOUTS	Robbie Glendinning (74)
STOLEN BASES	Maikel Garcia (18)
BATTING AVERAGE	Logan Porter (.333)
ON-BASE %	Logan Porter (.463)
SLUGGING %	Logan Porter (.539)
OPS	Logan Porter (1.002)

NW ARKANSAS PITCHING LEADERS

WINS	Four Tied (4)
LOSSES	Alec Marsh (5)
ERA	Drew Parrish (2.13)
GAMES	Yefri Del Rosario (19)
STARTS	Alec Marsh (12)
COMPLETE GAMES	Anthony Veneziano (1)
GAMES FINISHED	Zach Willeman (12)
SAVES	Three Tied (2)
INNINGS	Drew Parrish (55.0)
HITS	Alec Marsh (56)
RUNS	Alec Marsh (43)
EARNED RUNS	Alec Marsh (41)
HOME RUNS	Alec Marsh (12)
HIT BATTERS	Parrish & Phillips (5)
WALKS	Anthony Veneziano (30)
STRIKEOUTS	Alec Marsh (83)

* INDICATES LEAGUE LEADER // ^ INDICATES DOUBLE-A LEADER

THIS DAY IN NORTHWEST ARKANSAS HISTORY

Northwest Arkansas is 7-4 all-time when playing on June 18

On June 18, 2010, the Northwest Arkansas Naturals walked off on the Springfield Cardinals, a 8-7 win in 10 innings at Arvest Ballpark. The Naturals scored two runs in the first, on back-to-back solo home runs from **Johnny Giavotella** and **Mike Moustakas**. The Cardinals tied the score at 2-2 in the second, but the Naturals kept within reach, including a **Nick Van Stratten** home run in the fifth that inched the Naturals within a run, 5-4. Springfield scored two in the top of the seventh, then Moustakas led off the bottom of the seventh with his second homer of the day. **Ernesto Mejia** singled home **Clint Robinson** and Van Stratten scored on a wild pitch to tie the game. The game went to extras and Northwest Arkansas won on an two-out RBI single from Robinson to score Giavotella from second, the team's second walk-off win of the season.

HOME/AWAY

Home Games	10-17
Away Games	19-14

TIME OF DAY

Night Games	22-26
Day Games	7-5

MONTH

April	9-11
May	13-12
June	7-8
July	
August	
September	

OPPONENT

vs. Amarillo	3-3
vs. Arkansas	3-7
vs. Corpus Christi	2-4
vs. Frisco	4-2
vs. Midland	4-2
vs. San Antonio	
vs. Springfield	5-4
vs. Tulsa	4-2
vs. Wichita	4-7

DAY OF THE WEEK

on Monday	
on Tuesday	4-6
on Wednesday	5-4
on Thursday	4-7
on Friday	6-5
on Saturday	5-5
on Sunday	5-4

THIS HOMESTAND

Record	1-3
Team Batting Average	(.221)
Home Runs	3
Runs/Runs Per Game	16/4.00
Team ERA	9.25
Strikeouts	34
Saves/Opportunities	0/1

THIS WEEK IN NW ARKANSAS BASEBALL

MONDAY	TUESDAY	WEDNESDAY	THURSDAY	FRIDAY	SATURDAY	SUNDAY
6/13 OFF	6/14 vs. Arkansas W, 7-5	6/15 vs. Arkansas L, 5-4	6/16 vs. Arkansas L, 18-3	6/17 vs. Arkansas L, 13-2	6/18 vs. Arkansas 6:05 PM	6/19 vs. Arkansas 2:05 PM



FOLLOW THE LEADER

Manager Chris Widger enters his first season at the helm of the Growlin' Chickens, after previous stops in *Advanced Rookie* Burlington (2019) and *High-A Quad Cities* (2021) managing Royals affiliates.

- 17 of the Growlin' Chickens' 28 active players played for Widger with the Quad Cities River Bandits last season.
- 8 of the Growlin' Chickens' 28 active players played under Widger with the Burlington Royals, then in Quad Cities and now in Northwest Arkansas: **Dante Biasi, Jonah Dipoto, Maikel Garcia, Jake Means, Noah Murdock, Zack Phillips, Logan Porter** and **John Rave**.

EXTREME ENDS OF THE SPECTRUM

When looking at the Growlin' Chickens' numbers one game to the next, it appears rather black and white with what leads to a win or loss.

- When scoring seven runs or more, the Growlin' Chickens are 24-2, while when scoring six runs or less, just 5-29.
- The Growlin' Chickens are 19-6 when recording 10 hits or more, but when they get nine hits or less, are just 10-25.
- The Growlin' Chickens are 27-8 when out-hitting their opponent or hits are tied, but 2-23 when out-hit by their opponent.
- When the Growlin' Chickens score first, they are 18-10, whereas 11-21 when the opponent scores first ... oddly enough, the Growlin' Chickens have scored first just once in their last six wins.

ONE RUN GOES A LONG WAY

The Growlin' Chickens are 3-13 in one-run games this season, meaning 13 of their 31 losses this season have been decided by just one run.

- Nine of the Growlin' Chickens' last 17 losses have been by just a run, as well as four of seven losses to the Travelers this season.
- The Growlin' Chickens have had the winning run at the plate in six losses this season (all one-run losses) and had the tying run at the plate or on base in 13 losses this season (including 10 of their one-run losses).

RIGHT WHERE THEY BELONG

The Northwest Arkansas Growlin' Chickens have generally hovered around .500 for most of the season, but a loss yesterday put the team two games under .500 with a 29-31 record ... the Growlin' Chickens have been at or within a game of .500 after 37 of 60 games this season.

- The team has peaked at two games above .500, at a 15 - 13 record after the game May 10, but with a low-point of four games under .500 on two occasions.
- After 13 of 60 games this season, the Growlin' Chickens have ended the day with an even .500 record.
- After 24 of 60 games this season, the Growlin' Chickens have ended the day within a game of .500, either one game over or under.

YO, YOU WANNA SEE SOME REAL SPEED?

Through 60 games, the Growlin' Chickens have stolen 82 bases in 97 attempts (average 1.34 steals/game, 84.54% success rate).

- 82 steals ranks fourth in the Texas League, sixth in Double-A and 25th in the Minors.
- Maikel Garcia's** 18 steals (in 20 attempts) ranks tied fifth in the Texas League and tied eighth in all of Double-A.
- The Growlin' Chickens have pulled off a double steal 12 times, meaning 24 of 82 steals this year (29.3%) have come on a double-steal.
- The Growlin' Chickens have stolen at least one base in 38 of 60 games this season, including 21 games with two or more steals, with three occasions where the team has stolen five bases, with perfect 5-for-5 steal efforts as a club on 5/13 vs. Wichita and 5/21 @ Arkansas.

GAR-SEE YA ON BASE

Shortstop **Maikel Garcia** has reached base in 51 of the 57 games he has played in this season, reaching base multiple times on 34 occasions, including a team-best 20 multi-hit games.

- In 269 plate appearances, the Venezuelan has reached base 104 times (70 hits + 34 walks), for a .388 on-base percentage.
- Garcia has walked 34 times and struck out 43 times, a 0.79 K/BB rate.
- The shortstop places among the Texas League leaders in several categories, ranking tied third in hits (70), fourth in doubles (18), tied fifth in steals (18) and tied ninth in runs scored (44) ... he ranks among the Double-A leader in hits (tied fourth), doubles (tied fifth) and steals (tied eighth).
- His 14-game hitting streak between April 27 and May 12 is the longest on the Growlin' Chickens this year, tied for the 15th-longest in club history and tied for the second-longest in the Texas League this season ... in those 14 games, he hit .397 (23-for-58) with six doubles and a .970 OPS.

ROCKIN' ROBBIE

Growlin' Chickens first baseman **Robbie Glendinning** has settled into the starting first base role with the team, but more importantly has consistently gotten on base with the club.

- Glendinning is responsible for the two longest on-base streaks this season, 15 games at the start of the season and 17 consecutive games from June 21 to June 10, a streak snapped last Saturday night.
- The Australian reached in the first 15 games he played in 2022, hitting .300 (15-for-50) between April 8 and 29 with a .453 on-base percentage ... he has also reached base in 17 games from May 21 to June 10, batting .258 (17-for-66) with a .354 OBP.
- He's reached base at least once in 46 of 51 games this season, and has reached base multiple times in 22 games, one of six Growlin' Chickens to do so 20+ times.

PUSHIN P(ORTER)

Catcher **Logan Porter** has quietly flown under the radar as one of the top hitters in the Royals system so far in 2022.

- Among full-season Minor League hitters, Porter ranks fourth in on-base percentage (.463) ... he places third among Double-A hitters in OBP, sixth in batting average (.333) and ninth in OPS (1.002) ... in the Texas League, he is third in OBP, fifth in batting average and OPS and ninth in slugging percentage (.539).
- Among qualified Royals minor league hitters, Porter has the high batting average, on-base percentage and OPS and ranks second in slugging percentage, behind Omaha's Vinnie Pasquantino (.594).
- Porter has reached base in 39 of 42 games he's played this season, with hits in 29 of 42 and 16 multi-hit games, nine of which came in May.
- In the month of June, Porter is hitting .382 (13-for-34) with three home runs and seven runs batted in, along with a 1.246 OPS. His batting average this month ranks sixth in the Texas League, while his OPS ranks as the second-highest.
- In the month of May, Porter hit .343 (24-for-70) with a team-best 1.017 OPS and he had drove in 13 runs with 11 walks.

NUMERICAL QUICK ROSTER

#	PLAYER	POS	B/T
1	Rave, John	OF	L/L
2	Cropley, Tyler	C	R/R
3	Rivero, Sebastian	C	R/R
4	Grotjohn, Ryan	INF/OF	L/R
7	Bewley, Brhet	INF/OF	R/R
8	Garcia, Maikel	INF	R/R
9	Means, Jake	INF	R/R
11	Porter, Logan	C	R/R
12	Bradley, Tucker	OF	L/L
13	Loftin, Nick	INF/OF	R/R
14	Capps, Holden	LHP	R/L
15	Marsh, Alec	RHP	R/R
16	Glendinning, Robbie	INF	R/R
17	Phillips, Zack	LHP	L/L
19	Gentry, Tyler	OF	R/R
21	Lacy, Asa (7-IL)	LHP	L/L
22	Woods Jr., Stephen	RHP	R/R
25	Matias, Seuly (7-IL)	OF	R/R
27	Pennington, Walter	LHP	L/L
29	Murdock, Noah	RHP	R/R
32	Veneziano, Anthony	LHP	L/L
33	Klein, Will	RHP	R/R
34	Cosby, Christian	RHP	R/R
35	Webb, Nathan (7-IL)	RHP	R/R
38	Biasi, Dante	LHP	L/L
39	Sotillet, Andres	RHP	R/R
41	Haake, Zach (7-IL)	RHP	R/R
44	Stupienski, Gavin	INF/C	L/R
45	Del Rosario, Yefri	RHP	R/R
51	Chamberlain, Christian	LHP	L/L
55	Dipoto, Jonah	RHP	R/R

ALPHABETICAL QUICK ROSTER

#	PLAYER	POS	B/T
7	Bewley, Brhet	INF/OF	R/R
38	Biasi, Dante	LHP	L/L
12	Bradley, Tucker	OF	L/L
14	Capps, Holden	LHP	R/L
51	Chamberlain, Christian	LHP	L/L
34	Cosby, Christian	RHP	R/R
2	Cropley, Tyler	C	R/R
45	Del Rosario, Yefri	RHP	R/R
55	Dipoto, Jonah	RHP	R/R
8	Garcia, Maikel	INF	R/R
19	Gentry, Tyler	OF	R/R
16	Glendinning, Robbie	INF	R/R
4	Grotjohn, Ryan	INF/OF	L/R
41	Haake, Zach (7-IL)	RHP	R/R
33	Klein, Will	RHP	R/R
21	Lacy, Asa (7-IL)	LHP	L/L
13	Loftin, Nick	INF/OF	R/R
15	Marsh, Alec	RHP	R/R
25	Matias, Seuly (7-IL)	OF	R/R
9	Means, Jake	INF	R/R
29	Murdock, Noah	RHP	R/R
27	Pennington, Walter	LHP	L/L
17	Phillips, Zack	LHP	L/L
11	Porter, Logan	C	R/R
1	Rave, John	OF	L/L
3	Rivero, Sebastian	C	R/R
39	Sotillet, Andres	RHP	R/R
44	Stupienski, Gavin	INF/C	L/R
32	Veneziano, Anthony	LHP	L/L
35	Webb, Nathan (7-IL)	RHP	R/R
22	Woods Jr., Stephen	RHP	R/R

BATTING

LEFTIES	4
RIGHTIES	8
SWITCH	0

PITCHING

LEFTIES	7
RIGHTIES	10

PRO-NUN-SEE-AY-SHUNS

4 RYAN GROTJOHN (GROET-john)

21 ASA LACY (AY-suh)

41 ZACH HAAKE (hockey)

BENCH COACH 23: MIKE JIRSCHLE (jursh-LEE)

7 BRHET BEWLEY (Brett Bew-lee)

32 ANTHONY VENEZIANO (va-nee-zee-ah-no)

45 YEFRI DEL ROSARIO (Jeffrey)

8 MAIKEL GARCIA (my-KELL gar-SEE-uh)

38 DANTE BIASI (bee-AH-zee)

53 ÁNGEL ZERPA (AHN-hel SAIR-pah)

25 SEULY MATIAS (soo-lee mah-TEE-as)

39 ÁNDRES SOTILLET (ahn-DRACE soh-tee-YAY)

55 JONAH DIPOTO (dih-POH-to)



GROWLIN' CHICKENS HARDWARE SHELF

Players of the Month

TBD

Pitchers of the Month (1)

- ☛ **May: LHP Drew Parrish** ... started five games and went 3-1 with a 0.59 ERA (2 ER in 30.2 IP) ... only allowed 15 hits and four walks, while striking out 29 opposing hitters ... among qualified Texas League pitchers, threw the most innings and had the lowest ERA and WHIP (0.62), while holding opponents to a .144 average.

Players of the Week (2)

- ☛ **April 25 to May 1: 2B Michael Massey** ... hit .417 (10-for-28) across six games with a league-best 19 total bases and nine runs batted in, while tied for the Texas League lead with 10 hits. His 1.221 OPS ranked third among players with at least 20 at-bats, while his .417 average tied for second among that same group.
- ☛ **May 23 to May 29: 2B Michael Massey** ... hit a league-best .481 (13-for-27) across six games in Midland, while tied for the league lead with 19 total bases. He drove in nine runs as well, doubling sixth times with one home run, a go-ahead grand slam on May 24 and collected multiple hits in each of the first five games of the series.

Pitchers of the Week (3)

- ☛ **May 2 to May 8: LHP Drew Parrish** ... threw 7.0 scoreless innings on May 7 @ Springfield ... held the Cardinals to just two hits and one walk while striking out four. He retired the first eight he faced and the final five, with five 1-2-3 frames.
- ☛ **May 9 to May 15: LHP Drew Parrish** ... threw 7.0 scoreless innings on May 13 vs. Wichita ... held the Wind Surge to just three hits and no walks while striking out nine. Between the second and sixth innings, he retired 13 straight batters, retiring the side 1-2-3 in the first inning, as well as the third through sixth.
- ☛ **June 6 to June 12: LHP Anthony Veneziano** ... threw 7.0 scoreless innings in a complete-game shutout on June 9 @ Tulsa ... held the Drillers to just three hits and one walk while striking out five, on 79 pitches. Retired the final eight hitters he faced and 11 of the last 12, only needing five pitches for a 1-2-3 seventh inning to end the night.

TOOLS TEAM

Five Nationals players were listed in *Baseball America's* 2022 Best Tools Survey of the Kansas City Royals' organization.

- ☛ CF **Nick Loftin** is rated as having the "*Best Strike-Zone Discipline*" in the system.
- ☛ SS **Maikel Garcia** is rated as having the "*Best Infield Arm*" in the system.
- ☛ RF **Seuly Matias** is rated as having the "*Best Outfield Arm*" in the system.
- ☛ LHP **Asa Lacy** is rated as having the "*Best Slider*" in the system.
- ☛ C **Sebastian Rivero** is rated as being the "*Best Defensive Catcher*" in the system.
- ☛ LHP **Ángel Zepa** is rated as having the "*Best Control*" in the system.

QUICK FACTS

Founded	2008
Colors	Navy Blue, Burgundy, Gold and White
League	Texas League (Since 2008)
Ownership	Rich Entertainment Group
General Manager	Justin Cole (9th Season)
Home Ballpark (Capacity)	Arvest Ballpark (7,350, 6,500 seats)
Dimensions	LF- 327 LCF- 377 CF- 400 RCF- 378 RF- 325
Wall Heights	LF-LCF: 9 feet CF: 11 feet RCF-RF: 9 feet













ROSTER BREAKDOWN

Age 20	0	Native of Australia	1
Age 21	0	Native of Dominican Republic	2
Age 22	5	Native of United States	25
Age 23	7	Native of Venezuela	3
Age 24	7	Acquired by Royals via Free Agency	12
Age 25	5	(International) 4 (Minor League) ... 5 (Undrafted) 3	
Age 26	4	Acquired by Royals via Trade	1
Age 27	3	Acquired by Royals via First Year Player Draft	18
Age 28	1	(High School) 1 (Rounds 1-5) 7 (2016-18 Drafts) 5	
Age 29	0	(2nd Year/College) 0 (Rounds 6-10) 5 (2019 Draft) 8	
Average Age	24 Years 103 Days	(3rd Year/College) 13 (Rounds 11-20) 1 (2020 Draft) 5	
Median Age	24	(4th+ Year/College) 4 (Rounds 21-40) 5 (2021 Draft) 0	

ROYALS TOP-30 PROSPECTS (RANKING ACCORDING TO MLB PIPELINE)

#	PLAYERS (POSITION)	OVERALL RANKING	BASEBALL AMERICA RANKING
2	Asa Lacy (LHP) (IL)	66 th Overall / 4 th LHP	Royals 5 th / 9 th LHP
4	Nick Loftin (OF)		Royals 12 th
9	Alec Marsh (RHP)		Royals 14 th
10	Ángel Zepa (LHP)		Royals 24 th
14	Anthony Veneziano (LHP)		Royals 30 th
16	Will Klein (RHP)		Royals 22 nd
18	Maikel Garcia (SS)		Royals 15 th
29	Noah Murdock (RHP)		Royals 26 th
26	Tyler Gentry (OF)		-
24	Nathan Webb (RHP) (IL)		-
27	Christian Chamberlain (LHP)		-
-	Yefri Del Rosario (RHP)		Royals 25 th

UNIFORM RECORDS

 Navy/Red (18-17) Home: 8-10 Road: 10-7	 Red (9-7) Home: 0-0 Road: 9-7	 White/Navy (2-5) Home: 2-5 Road: 0-0	 Los Naturales Home: 0-0 Road: 0-0	 Growlin' Chickens Home: 0-1 Road: 0-0	 Fauxback Home: 0-0 Road: 0-0
 White (8-8) Home: 8-8 Road: 0-0	 Grey (8-6) Home: 0-0 Road: 8-6	 Navy (13-15) Home: 2-7 Road: 11-8	 Los Naturales Home: 0-0 Road: 0-0	 Growlin' Chickens Home: 0-1 Road: 0-0	 Fauxback Home: 0-0 Road: 0-0
HOME UNIFORM COMBINATIONS			ROAD UNIFORM COMBINATIONS		
Navy/Red Hat & White Jersey: 7-6			Navy/Red Hat & Navy Jersey: 1-4		
White Hat & White Jersey: 1-2			White Hat & Navy Jersey: 1-3		
Red Hat & White Jersey: 0-0			Red Hat & Navy Jersey: 0-0		
Specialty/Theme Uniforms: 1-1			Navy/Red Hat & Grey Jersey: 4-2		
			Navy/Red Hat & Navy Jersey: 6-4		
			Red Hat & Grey Jersey: 4-4		
			Red Hat & Navy Jersey: 5-3		

GROWLIN' CHICKENS IN-SEASON BIRTHDAYS

APRIL (3)

4/14 – Walter Pennington (24)
4/14 – Jake Means (26)
4/25 – Ryan Grotjohn (27)

MAY (5)

5/6 – Tucker Bradley (24)
5/7 – Derrick Lewis (46)
5/14 – Alec Marsh (24)
5/14 – Christian Colón (33)
5/21 – Chris Widger (51)

JUNE (2)

6/2 – Asa Lacy (23)
6/10 – Stephen Woods Jr. (27)

JULY (3)

7/11 – Zack Phillips (24)
7/12 – Logan Porter (27)
7/20 – Christian Chamberlain (23)

AUGUST (2)

8/20 – Noah Murdock (24)
8/20 – Nathan Webb (25)

SEPTEMBER (6)

9/1 – Anthony Veneziano (25)
9/3 – Jonah Dipoto (26)
9/4 – Seuly Matias (24)
9/23 – Yefri Del Rosario (23)
9/25 – Nick Loftin (24)
9/27 – Ángel Zepa (23)



2022 BREAKING ROSTER

Pitchers (16): LHP Dante Biasi, LHP Holden Capps, RHP Christian Cosby, RHP Yefri Del Rosario, RHP Jonah Dipoto, RHP Zach Haake, LHP Asa Lacy, RHP Alec Marsh, LHP Drew Parrish, LHP Zack Phillips, RHP Ándres Sotillet, LHP Anthony Veneziano, RHP Nathan Webb, RHP Zach Willeman, RHP Stephen Woods Jr. and LHP Ángel Zerpa.

Catchers (3): Tyler Cropley, Sebastian Rivero, Logan Porter

Infielders (7): Nathan Eaton, Maikel Garcia, Robbie Glendinning, Ryan Grotjohn, Michael Massey, Jake Means, Gavin Stupienski

Outfielders (4): Tucker Bradley, Nick Loftin, Seuly Matias, John Rave

- 4/4 Kansas City Royals announce Breaking Roster
- 4/8 LHP **Holden Capps** placed on the development list
INF **Gavin Stupienski** placed on the development list
- 4/12 RHP **Nate Webb** placed on the 7-day injured list
- 4/16 LHP **Holden Capps** activated from the development list
- 4/19 C **Tyler Cropley** placed on the 7-day injured list
RHP **Christian Cosby** placed on the 7-day injured list
INF **Gavin Stupienski** activated from the development list
- 4/21 LHP **Walter Pennington** transferred to Northwest Arkansas (AA) from Quad Cities (A+)
- 4/23 RHP **Zach Haake** placed on the 7-day injured list
RHP **Patrick Halligan** transferred to Northwest Arkansas (AA) from Columbia (A)
- 4/26 RHP **Patrick Halligan** transferred to Quad Cities (A+) from Northwest Arkansas (AA)
- 4/28 RHP **Ándres Sotillet** transferred to Omaha (AAA) from Northwest Arkansas (AA)
- 5/3 INF **Ryan Grotjohn** placed on the Development List
INF **Brhet Bewley** activated from the Quad Cities Injured List and transferred to Northwest Arkansas (AA)
LHP **Patrick Smith** transferred to Northwest Arkansas (AA) from Quad Cities (A+)
LHP **Marcelo Martinez** transferred to Northwest Arkansas (AA) from Omaha (AAA)
- 5/8 C **Sebastian Rivero** recalled by Kansas City (MLB) from Northwest Arkansas (AA)
- 5/9 C **Sebastian Rivero** optioned to Northwest Arkansas (AA)
C **Sebastian Rivero** recalled by Kansas City (MLB) from Northwest Arkansas (AA)
- 5/10 LHP **Asa Lacy** placed on the 7-day injured list
INF **Ryan Grotjohn** activated from the Development List
- 5/13 C **Sebastian Rivero** optioned to Northwest Arkansas (AA)
- 5/14 LHP **Patrick Smith** placed on the Development List
RHP **Will Klein** activated from the 7-day injured list
- 5/17 C **Sebastian Rivero** recalled by Kansas City (MLB) from Northwest Arkansas (AA)
- 5/21 LHP **Marcelo Martinez** transferred to Omaha (AAA) from Northwest Arkansas (AA)
- 5/24 LHP **Patrick Smith** transferred to Quad Cities (A+) from Northwest Arkansas (AA)
RHP **Ándres Sotillet** transferred to Northwest Arkansas (AA) from Omaha (AAA)
- 5/26 OF **John Rave** transferred to Omaha (AAA) from Northwest Arkansas (AA)
INF **Nate Eaton** transferred to Omaha (AAA) from Northwest Arkansas (AA)
- 5/28 C **Sebastian Rivero** optioned to Northwest Arkansas (AA)
- 5/31 RHP **Christian Cosby** activated from the 7-day injured list
LHP **Christian Chamberlain** transferred to Northwest Arkansas (AA) from Quad Cities (A+)
RHP **Zach Willeman** transferred to Omaha (AAA) from Northwest Arkansas (AA)
- 6/1 OF **Parker Bates** transferred to Northwest Arkansas (AA) from Quad Cities (A+)
RHP **Ándres Sotillet** transferred to Omaha (AAA) from Northwest Arkansas (AA)
- 6/3 LHP **Drew Parrish** transferred to Omaha (AAA) from Northwest Arkansas (AA)
RHP **Noah Murdock** transferred to Northwest Arkansas (AA) from Quad Cities (A+)
- 6/4 OF **John Rave** transferred to Northwest Arkansas (AA) from Omaha (AAA)
- 6/7 OF **Parker Bates** transferred to Quad Cities (A+) from Northwest Arkansas (AA)
- 6/10 RHP **Ándres Sotillet** transferred to Northwest Arkansas (AA) from Omaha (AAA)
LHP **Ángel Zerpa** recalled by Kansas City (MLB) from Northwest Arkansas (AA)
- 6/12 LHP **Ángel Zerpa** optioned to Northwest Arkansas (AA)
- 6/14 INF **Michael Massey** transferred to Omaha (AAA) from Northwest Arkansas (AA)
OF **Tyler Gentry** transferred to Northwest Arkansas (AA) from Quad Cities (A+)
C **Tyler Cropley** activated from the 7-day injured list
OF **Seuly Matias** placed on the 7-day injured list
LHP **Gabe Speier** transferred to Northwest Arkansas (AA) on Major League Rehab
RHP **Matt Peacock** transferred to Northwest Arkansas (AA) on Major League Rehab
- 6/17 LHP **Gabe Speier** returned from Rehab Assignment to Kansas City (MLB) from Northwest Arkansas (AA)
RHP **Matt Peacock** returned from Rehab Assignment to Kansas City (MLB) from Northwest Arkansas (AA)



#36 CHRIS WIDGER • MANAGER

- Chris Widger will manage the Naturals after guiding the River Bandits to a High-A Central championship in their first season as a Kansas City affiliate in 2021. In doing so, he was named the Minor League Manager of the Year by *Baseball America* following the 2021 season.
- 2022 marks Widger's seventh year in the Royals' organization, as he was slated to manage Advanced-A Wilmington in 2020 and led Burlington to the Appalachian League Championship Series in his first season as Manager in 2019. Prior to that, he was Wilmington's Bench Coach from 2016-18.
- Before joining the Royals organization, he managed the Independent League Camden Riversharks in 2015 and was their Pitching Coach from 2012-14.
- A third-round pick by Seattle in the 1992 Draft, Widger played in parts of 10 seasons in the Majors with the Mariners (1995-96, 2000), Expos (1997-2000), Yankees (2002), Cardinals (2003), White Sox (2005-06) and Orioles (2006), winning a World Series with Chicago in 2005.
- Widger and his wife, Whitney, reside in Pennsville, N.J., with their children: C.J., Ashlynn and Skylar.



#43 DERRICK LEWIS • PITCHING COACH

- Derrick Lewis is in his third season with the Royals' organization and second as pitching coach at Northwest Arkansas.
- He spent the previous 16 seasons in the Atlanta Braves' organization, the first 14 as a Minor League pitching coach and the last two as the Pitching Coordinator.
- Pitching coach timeline: 2004-07: GCL Braves (Gulf Coast League, RK)... 2008-10: Danville Braves (Appalachian League, RK)... 2011-13: Rome Braves (South Atlantic League, A)... 2014: Lynchburg Hillcats (Carolina League, A+)... 2015-2016: Carolina Mudcats (Carolina League, A+)... 2017: Mississippi Braves (Southern League, AA)
- He played seven seasons in the Braves' organization from 1997-2003, after being selected in the 20th round of the 1997 draft.
- Lewis and his wife, Roslyn, reside in Charlotte, North Carolina, with their daughter, Skye and Son, Lake.



#6 ABRAHAM NÚÑEZ • HITTING COACH

- Abraham Núñez enters his fourth season as Northwest Arkansas' hitting coach after serving in the same capacity with High-A Wilmington (2015-2018), Class-A Lexington (2014), Rookie Advanced Burlington (2013) and the Dominican Royals (2012).
- Núñez played for parts of 12 seasons in the Majors with the Pirates (1997-2004), Cardinals (2005), Phillies (2006-2007) and Mets (2008). A switch-hitter, he owns a career average of .242 as a utility infielder in the big leagues, primarily playing third base, but could play all four infield positions.
- His best season came in 2005 when he batted .285 in 139 games for the National League Champion St. Louis Cardinals.
- Lifetime .346 (9-for-28) hitter in the postseason, including the 2005 National League Championship Series with St. Louis when he hit .385, though did not play in the World Series.
- Born in Santo Domingo, Dominican Republic, he now resides in Hudson, Massachusetts.



#27 CHRISTIAN COLÓN • ASSISTANT HITTING COACH

- Christian Colón returns to the organization as the Naturals Assistant Hitting Coach in 2022, following a 12-year professional career.
- He was the Royals first-round pick in the 2010 MLB Draft, scored the winning run in the 2014 AL Wild Card game and had the game-winning hit in the title-clinching Game 5 of the 2015 World Series.
- After being drafted in 2010, Colón ascended to Northwest Arkansas by 2011 and between 2011, 2012 and 2014, played 202 games for the Naturals ... In 2011, Colón led the Texas League in sacrifices (21), while leading the team in at-bats (491) and hits (126). His 21 sacrifices that season are the most a Naturals player has ever recorded in a single season, while 28 overall are tied for the club record.
- During his playing career, he made stops in Miami (2017) and Cincinnati (2019-20) ... spent 2021 with the Rich Baseball-owned Buffalo Bisons (Triple-A, Toronto) before announcing his retirement.
- He also played in parts of four seasons in the Puerto Rican Winter League.
- Christian lives in Cave Springs, Ark. (15 minutes North of Arvest Ballpark) with his wife, Kayla, and three daughters, Marley, Mia and Lucy.



#23 MIKE JIRSCHLE • BENCH COACH

- Mike Jirschele enters his first season as the Bench Coach for Northwest Arkansas after spending last season in the same role for Manager Chris Widger in Quad Cities.
- He served as a Special Assistant to the General Manager in 2020 and was on the Royals coaching staff as the Third Base Coach from 2014-19 and won the World Series in 2015.
- Jirschele previously managed the Triple-A Omaha franchise for 11 seasons (2003-13), leading the team to four division titles, three-straight trips to the Pacific Coast League championship round (2011-13), two PCL titles (2011, 2013) and a Triple-A Championship in 2013.
- He earned the 2011 Mike Coolbaugh Award for outstanding baseball work ethic, knowledge of the game and skill in mentoring young players on the field.
- Prior to his 11-year stint with Omaha, he served as the Royals Minor League Infield Coordinator for four years (1998-2002), while he held managerial positions with Omaha (1995-97), Wilmington (1994), Rockford (1993) and the Gulf Coast Royals (1992).
- Jirschele was originally selected by the Texas Rangers in the fifth round of the 1977 MLB Draft and played in 999 minor league games over 13-plus seasons in the Rangers and Royals systems.



DANNY ACCOLA • CERTIFIED ATHLETIC TRAINER

- Danny Accola is entering his seventh season with the Royals organization and first as the certified athletic trainer with the Growlin' Chickens, after serving in the same role with the Quad Cities in 2021.
- He was slated to serve in that role with Wilmington in 2020 and previously filled those roles with Lexington in 2019, Burlington from 2017-18 and with Surprise in 2016.
- Accola graduated from the University of Central Missouri in 2014 and previously held an athletic training internship with the Denver Broncos in 2013.



C.J. MIKKELSEN • STRENGTH & CONDITIONING COACH

- C.J. Mikkelsen will serve as the Northwest Arkansas Strength & Conditioning Coach for the second consecutive season, after being slated to fill that same role at Idaho Falls in 2020.
- He graduated in December 2019 with a master's degree in sports physiology from Texas A&M University, where he also worked as a Sports Performance Graduate Intern.
- Mikkelsen earned his bachelor's degree in exercise and wellness from Arizona State University in 2016. He resides in Desert Hills, Arizona.



DREW EPPERSON
VIDEO COORDINATOR



MITCH MEYER
VIDEO COORDINATOR



Angel Zerpa - Pitching - Stat Splits - 2022 - Regular Season

Split	Team	W	L	ERA	G	GS	CG	SHO	SV	IP	H	R	ER	HR	HB	BB	IBB	SO	WHIP	AVG	AB	WP	BK	GIDP	TBF	NP-S
Home Games	NWA	0	1	3.00	4	4	0	0	0	18.0	20	6	6	0	1	3	0	20	1.28	.286	70	0	1	2	74	298 - 196
Away Games	NWA	1	3	6.17	5	5	0	0	0	23.1	31	18	16	5	2	8	0	25	1.67	.310	100	3	1	1	110	398 - 242
Day Games	NWA	0	2	8.56	3	3	0	0	0	13.2	21	13	13	3	2	4	0	16	1.83	.350	60	2	0	1	66	236 - 143
Night Games	NWA	1	2	2.93	6	6	0	0	0	27.2	30	11	9	2	1	7	0	29	1.34	.273	110	1	2	2	118	460 - 295
On Grass	NWA	1	4	4.79	9	9	0	0	0	41.1	51	24	22	5	3	11	0	45	1.50	.300	170	3	2	3	184	696 - 438
April	NWA	1	1	5.06	4	4	0	0	0	16.0	21	9	9	2	1	4	0	12	1.56	.328	64	3	1	2	69	266 - 165
May	NWA	0	3	4.43	4	4	0	0	0	20.1	25	12	10	3	1	6	0	23	1.52	.291	86	0	1	1	93	336 - 211
June	NWA	0	0	5.40	1	1	0	0	0	5.0	5	3	3	0	1	1	0	10	1.20	.250	20	0	0	0	22	94 - 62
On Tuesdays	NWA	0	0	5.40	1	1	0	0	0	5.0	7	3	3	0	1	1	0	7	1.60	.318	22	0	0	0	24	85 - 55
On Wednesdays	NWA	0	2	4.15	2	2	0	0	0	8.2	10	6	4	2	0	4	0	7	1.62	.263	38	0	1	0	42	157 - 96
On Thursdays	NWA	0	0	3.60	1	1	0	0	0	5.0	5	2	2	0	0	1	0	3	1.20	.294	17	0	1	2	18	74 - 49
On Fridays	NWA	1	0	0.00	1	1	0	0	0	5.0	4	0	0	0	0	1	0	5	1.00	.211	19	1	0	0	20	77 - 50
On Saturdays	NWA	0	0	3.00	2	2	0	0	0	9.0	11	3	3	0	1	1	0	14	1.33	.306	36	0	0	0	38	152 - 100
On Sundays	NWA	0	2	10.38	2	2	0	0	0	8.2	14	10	10	3	1	3	0	9	1.96	.368	38	2	0	1	42	151 - 88
In games following a win	NWA	0	2	3.92	4	4	0	0	0	20.2	24	9	9	1	1	4	0	22	1.35	.293	82	0	1	3	87	325 - 211
In games following a loss	NWA	1	2	5.66	5	5	0	0	0	20.2	27	15	13	4	2	7	0	23	1.65	.307	88	3	1	0	97	371 - 227
Starter	NWA	1	4	4.79	9	9	0	0	0	41.1	51	24	22	5	3	11	0	45	1.50	.300	170	3	2	3	184	696 - 438

Angel Zerpa - Opposing Hitting - Stat Splits - 2022 - Regular Season

Split	Team	AVG	G	AB	R	H	2B	3B	HR	RBI	BB	IBB	SO	SB	CS	OBP	SLG	OPS	HBP	SAC	SF	GIDP
vs Left	NWA	.340	9	50	17	3	0	1	5	3	0	16				.400	.460	.860	2	0	0	0
vs Right	NWA	.283	9	120	34	10	1	4	16	8	0	29				.333	.483	.816	1	0	0	3
Team is ahead	NWA	.378	4	37	14	2	0	0	4	1	0	7				.410	.432	.842	1	0	0	0
Team is behind	NWA	.250	6	72	18	4	0	4	11	6	0	22				.316	.472	.788	1	0	0	0
Score is tied	NWA	.311	8	61	19	7	1	1	6	4	0	16				.364	.508	.872	1	0	0	3
Batting First	NWA	.545	9	22	12	0	1	0	1	0	0	5				.565	.636	1.201	1	0	0	0
Batting Second	NWA	.350	9	20	7	2	0	2	6	3	0	7				.435	.750	1.185	0	0	0	1
Batting Third	NWA	.300	9	20	6	3	0	1	4	1	0	4				.364	.600	.964	1	0	0	1
Batting Fourth	NWA	.190	9	21	4	1	0	0	2	1	0	4				.227	.238	.465	0	0	0	0
Batting Fifth	NWA	.238	9	21	5	3	0	1	5	0	0	7				.238	.524	.762	0	0	0	1
Batting Sixth	NWA	.278	9	18	5	1	0	1	1	3	0	6				.381	.500	.881	0	0	0	0
Batting Seventh	NWA	.200	9	15	3	2	0	0	2	3	0	3				.333	.333	.666	0	0	0	0
Batting Eighth	NWA	.294	9	17	5	0	0	0	0	0	0	6				.294	.294	.588	0	0	0	0
Batting Ninth	NWA	.250	9	16	4	1	0	0	0	0	0	3				.294	.313	.607	1	0	0	0
Leading Off	NWA	.308	9	39	12	2	0	0	0	2	0	9				.357	.359	.716	1	0	0	0
First Inning	NWA	.341	9	41	9	14	2	0	2	7	3	0	10	0	0	.413	.537	.950	2	0	0	2
Second Inning	NWA	.278	9	36	7	10	4	0	1	6	4	0	7	0	0	.366	.472	.838	1	0	0	0
Third Inning	NWA	.333	8	33	3	11	3	1	0	3	2	0	8	0	0	.371	.485	.856	0	0	0	0
Fourth Inning	NWA	.207	8	29	1	6	1	0	0	1	2	0	9	0	0	.258	.241	.499	0	0	0	1
Fifth Inning	NWA	.304	6	23	3	7	3	0	1	3	0	0	8	0	0	.304	.565	.869	0	0	0	0
Sixth Inning	NWA	.400	1	5	1	2	0	0	1	1	0	0	1	0	0	.400	1.000	1.400	0	0	0	0
Seventh Inning	NWA	.333	1	3	0	1	0	0	0	0	0	0	2	0	0	.333	.333	.666	0	0	0	0
Bases Empty	NWA	.322	9	87	28	5	0	3	3	9	0	22				.392	.483	.875	1	0	0	0
Runner at 1st	NWA	.382	9	34	13	3	1	2	6	1	0	5				.432	.706	1.138	2	0	0	3
Runner at 2nd	NWA	.211	8	19	4	2	0	0	3	0	0	4				.211	.316	.527	0	0	0	0
Runner at 3rd	NWA	.200	4	5	1	1	0	0	1	0	0	2				.200	.400	.600	0	0	0	0
Runners at 1st & 2nd	NWA	.300	6	10	3	1	0	0	3	0	0	6				.300	.400	.700	0	0	0	0
Runners at 1st & 3rd	NWA	.286	2	7	2	1	0	0	3	0	0	2				.286	.429	.715	0	0	0	0
Runners at 2nd & 3rd	NWA	.000	4	7	0	0	0	0	0	0	0	4				.000	.000	.000	0	0	0	0
Bases Loaded	NWA	.000	1	1	0	0	0	0	2	1	0	0				.500	.000	.500	0	0	0	0
Runners On	NWA	.277	9	83	23	8	1	2	18	2	0	23				.310	.470	.780	2	0	0	3
Scoring Position	NWA	.204	9	49	10	5	0	0	12	1	0	18				.220	.306	.526	0	0	0	0
No Outs	NWA	.333	9	60	20	5	0	1	8	3	0	15				.385	.467	.852	2	0	0	1
One Out	NWA	.286	9	56	16	4	0	1	5	3	0	13				.333	.411	.744	1	0	0	2
Two Outs	NWA	.278	9	54	15	4	1	3	8	5	0	17				.339	.556	.895	0	0	0	0
Ahead in Count	NWA	.183	9	60	11	5	0	0	6	0	0	24				.197	.267	.464	1	0	0	1
Behind in Count	NWA	.453	9	53	24	6	0	3	9	11	0	10				.554	.736	1.290	1	0	0	2
0-0 Count	NWA	.381	8	21	8	2	0	1	4	0	0	0				.381	.619	1.000	0	0	0	0
0-1 Count	NWA	.200	8	10	2	1	0	0	2	0	0	0				.200	.300	.500	0	0	0	0
0-2 Count	NWA	.125	7	16	2	0	0	0	1	0	0	8				.125	.125	.250	0	0	0	0
1-0 Count	NWA	.692	7	13	9	2	0	1	3	0	0	0				.714	1.077	1.791	1	0	0	0
1-1 Count	NWA	.400	8	15	6	0	1	1	2	0	0	0				.400	.733	1.133	0	0	0	0
1-2 Count	NWA	.206	9	34	7	4	0	0	3	0	0	16				.229	.324	.553	1	0	0	1
2-0 Count	NWA	.500	5	6	3	2	0	0	0	0	0	0				.500	.833	1.333	0	0	0	2
2-1 Count	NWA	.545	7	11	6	1	0	0	2	0	0	0				.545	.636	1.181	0	0	0	0
2-2 Count	NWA	.095	7	21	2	0	0	0	0	0	0	11				.136	.095	.231	1	0	0	0
3-0 Count	NWA	.000	1	0	0	0	0	0	1	1	0	0				1.000	.000	1.000	0	0	0	0
3-1 Count	NWA	.500	7	6	3	0	0	1	1	5	0	0				.727	1.000	1.727	0	0	0	0
3-2 Count	NWA	.176	9	17	3	1	0	1	2	5	0	10				.364	.412	.776	0	0	0	0
Pitcher	NWA	.300	9	170	51	13	1	5	21	11	0	45				.353	.476	.829	3	0	0	3



#53 ANGEL ZERPA

BORN: Sept. 27, 1999 in Valle De La Pascua, Venezuela (Age 22)

HEIGHT/WEIGHT: 6'0"/220 lbs

SEASON WITH GROWLIN' CHICKENS: 2nd Season

SIGNED: July 26, 2016 – as an International Free Agent

ADDED TO 40-MAN ROSTER: November 20, 2020

MLB DEBUT: Sept. 30, 2021 vs. CLE: 5.0 IP, 5 H, 2 R, 4 K

MLB SERVICE TIME: 6 Days

SCOUTING REPORT

Ranked by MLB Pipeline as the No. 10 Royals prospect
Ranked by Baseball America as the No. 24 Royals prospect

Listed as having the "Best Control" among Royals' pitching prospects in the 2022 Best Tools survey from BA ... has really good pitchability ... his lower arm slot adds an element of deception to his arsenal and helps his raw stuff play up.

FASTBALL: Ranges 91-96, ticked up last season ... has a four-seamer that he commands to his glove side and two-seamer with good movement that he uses when he falls behind in the count.

SLIDER: Ranges 85-88, with slurve motion, late bite and sweep ... has loop to it, but still lands sharply like a slider.

CHANGEUP: Sits 86-87, above-average pitch that's firm and hard to pick up with his low arm slot.

2022 SEASON

- Did not strike out a batter across 2.0 innings on 4/10 @ SPR, allowing 7 runs on 6 hits with two walks and a hit batter
- Pitched 4 scoreless innings on 4/16 vs. Wichita, did not walk a batter, struck out 4 ... retired 10 of the last 13 he faced
- Threw 5.0 scoreless innings 4/22 @ Frisco, struck out a season-high five and earned his first win of the season.
- Did not allow a run across two starts, 4/16 and 4/28 ... 12.1 scoreless innings between 4/10 and 4/28.
- Set career highs in innings (6.2), pitches thrown (94) and batters faced (27) on 5/29 @ Midland, struck out nine, coming one away from tying his career high from 2017.
- Tied his career high in strikeouts in his last start, 6/2 vs. Corpus Christi, striking out 10 across 5.0 IP in no-decision.
- Was supposed to start 6/10 @ TUL, but recalled by Kansas City ... did not appear in an MLB game, optioned on 6/12.

CAREER NOTES

2021

- Began the season in Quad Cities (A+) and after stops with Northwest Arkansas (AA) and Omaha (AAA), made his Major League debut on September 30 vs. Cleveland.
- Started Opening Day for the High-A River Bandits and made eight starts, going 4-0 with a 2.59 ERA (12 ER in 41.2 IP) with 53 strikeouts and just eight walks.
- Assigned to the Nationals from Quad Cities on June 21 and made 13 starts for NW Arkansas, went 0-3 with a 5.96 ERA.
- Assigned to Triple-A Omaha on September 26 and made one start before getting called up to Kansas City.
- 108 strikeouts between the three MiLB levels ranked 8th among Royals' minor pitchers, as did 88.1 innings pitched ... 3.86 K/BB and 11.00 K/9 rank as the 5th and 7th-best in the Royals organization among pitchers with at least 70.0 IP.
- Called up for an MLB spot start on 9/30 at Kauffman Stadium ... pitched 5.0 innings against Cleveland, allowed two runs with four strikeouts.

2019

- Began the year with the Idaho Falls Chukars (R), but was assigned to the Burlington Royals (R) on June 18 and spent the rest of the season with the B-Royals the Appalachian League... Tied for second in the Appalachian League in wins with 6.
- Named Appalachian League Pitcher of the Week on August 11, two days after holding Danville to one hit over 5.0 scoreless innings, with nine strikeouts.
- Did not allow a run over his final four regular season starts with Burlington, pitching 15.0 innings and striking out 22, while allowing just six hits and two walks.
- Scoreless streak extended into the postseason, totaling at 22.0 scoreless frames... Made two starts for Burlington in the postseason, first earning the win in Game 1 of the semifinals vs. the Pulaski Yankees, throwing 5.0 scoreless innings, allowing two hits and one walk, while striking out seven in a 6-0 victory.

2018

- Spent the entire season with the Surprise Royals (R) ... Had six losses, which ranked second-most in the Arizona League.
- Allowed five earned runs (4.2 IP) in his July 3 start vs. ERA (10 ER in 40.0 IP) in his other nine appearances, allowing one earned run on Aug. 3 vs. the Rangers ... held opponents to a 2.25 ERA (10 ER in 40.0 IP) in his other nine appearances, allowing one earned run or fewer in his other five starts. or fewer in his other five starts.

2017

- Named a Dominican Summer League All-Star by *Baseball America*.
- Five of his 12 starts in his professional debut were scoreless, including a 4-2 win on July 20 at DSL Astros Blue, in which he allowed just five hits and no walks, with a career-high 10 strikeouts.

SEASON / CAREER HIGHS

SEASON		CAREER	
5/29/2022 @ Midland	6.2	INNINGS PITCHED	6.2
5/29/2022 @ Midland	8	HITS ALLOWED	11, 2x
4/10/2022 @ Springfield	7	RUNS ALLOWED	9
4/10/2022 @ Springfield	7	EARNED RUNS ALLOWED	9
Last: 5/18/2022 @ Arkansas	2, 2x	HOME RUNS ALLOWED	3
5/18/2022 @ Arkansas	3	WALKS ALLOWED	4, 2x
6/4/2022 vs. Corpus Christi	10	STRIKEOUTS	10, 2x
5/29/2022 @ Midland	27	BATTERS FACED	27
Last: 6/4/2022 vs. Corpus Christi	94, 2x	PITCHES THROWN	94, 2x
4/10/2022 to 4/28/22	12.1 IP	SCORELESS STREAK	17.0 IP

ZERPA 2022 RUN SUPPORT (STARTS ONLY)

RUNS SCORED	0	1	2	3	4	5	6	7	8	9	10+
Games	3	1	2		2						1
PLAYER W-L	0-3	0-0	0-1		0-0						1-0
Team W-L	0-3	1-0	1-1		0-2						1-0

2022 GAME-BY-GAME (NORTHWEST ARKANSAS, AA)

DATE	OPPONENT	RES	LEFT GAME	DEC	IP	H	R	ER	HR	HB	BB	SO	BF	NP-S
4/10	@ Springfield	L, 10-5	End 2nd, losing 7-2	L	2.0	6	7	7	2	1	2	0	15	57-28
4/16	vs. Wichita	L, 6-5 (10)	End 4th, winning 4-0	-	4.0	6	0	0	0	0	0	4	16	58-38
4/22	@ Frisco	W, 11-2	End 5th, winning 11-0	W	5.0	4	0	0	0	0	1	5	20	77-50
4/28	vs. Amarillo	L, 9-5	End 5th, winning 4-2	-	5.0	5	2	2	0	0	1	3	18	74-49
APRIL TOTALS		5.06 ERA/1.56 WHIP/328 AVG	1-1	16.0	21	9	9	2	1	4	12	69	266-165	
5/11	vs. Wichita	L, 4-3	End 4th, losing 1-0	L	4.0	4	1	1	0	0	1	3	18	72-47
5/18	@ Arkansas	L, 5-4	Bottom 5th, losing 5-0	L	4.2	6	5	3	2	0	3	4	24	85-49
5/24	@ Midland	W, 8-5	End 5th, losing 3-2	-	5.0	7	3	3	0	1	1	7	24	85-55
5/29	@ Midland	L, 3-1	Top 7th, losing 3-0	L	6.2	8	3	3	1	0	1	9	27	94-60
MAY TOTALS		4.71 ERA/1.54 WHIP/307 AVG	0-3	20.1	25	12	10	3	1	6	23	93	336-211	
6/4	vs. Corpus Christi	W, 6-5 (10)	End 5th, losing 3-1	-	5.0	5	3	3	0	1	1	10	22	94-62

2022 ZERPA BATTED BALL STATISTICS

BABIP	GB/FB	LD%	GB%	FB%	IFFB%	HR/FB	Pull%	Cent%	Oppo%	SwStr%
.383	2.10	21.3%	53.3%	25.4%	16.1%	16.1%	39.2%	24.8%	36.0%	10.8%

ZERPA vs. ARKANSAS IN 2022

W	L	ERA	G	GS	CG	SHO	GF	HLD	SV	SVO	IP	H	R	ER	HR	HB	BB	IBB	SO	WHIP	AVG
0	1	5.79	1	1	0	0	0	0	0	0	4.2	6	5	3	2	0	3	0	4	1.93	.286

ZERPA vs. ARANSAS HITTERS IN 2022

PLAYER	AVG	AB	H	2B	3B	HR	RBI	BB	SO	PLAYER	AVG	AB	H	2B	3B	HR	RBI	BB	SO
Anchia, J	.000	1	0	0	0	0	0	1	0	Polcovich, K	.000	3	0	0	0	0	0	0	1
DeLoach, Z	.000	3	0	0	0	0	0	0	2	Rizzo, J	.500	2	1	1	0	0	0	0	1
Frick, P	.000	2	0	0	0	0	0	0	0	Scheiner, J	.500	2	1	0	0	0	1	2	1
Larsen, J	.667	3	2	0	0	0	0	0	1	Unroe, R	.000	2	0	0	0	0	0	0	0
Marlowe, C	.667	3	2	0	0	1	1	0	0										

MINOR LEAGUE CAREER

SEASON	TEAM	W	L	ERA	G	GS	CG	SHO	SV	SV	IP	H	R	ER	HR	HB	BB	IBB	SO	WHIP	AVG	AB	WP	BK	GIDP	TBF	NP-S
2017	DSL Royals (R)	3	4	1.84	14	12	0	0	0	0	63.2	47	15	13	0	6	11	0	39	0.91	.208	226	2	0	6	247	367-309
2018	AZL Royals (R)	3	6	3.88	11	7	0	0	0	1	48.2	52	30	21	5	1	12	0	34	1.32	.277	188	2	1	4	203	330-267
2019	2 Teams	6	3	3.40	13	12	0	0	0	0	55.2	46	21	21	6	2	14	0	55	1.08	.223	206	2	0	5	223	884-604
	Idaho Falls (R)	0	0	4.15	1	1	0	0	0	0	4.1	5	2	2	0	0	1	0	4	1.38	.278	18	1	0	0	20	78-56
	Burlington (R)	6	3	3.33	12	11	0	0	0	0	51.1	41	19	19	6	2	13	0	51	1.05	.218	188	1	0	5	203	806-548
2020																											
Did not play (no minor league season)																											
2021	3 MiLB Teams	4	4	4.58	22	22	0	0	0	0	88.1	85	45	45	10	3	28	0	108	1.28	.250	340	8	1	3	374	1474-970
	Quad Cities (A+)	4	0	2.59	8	8	0	0	0	0	41.2	32	12	12	2	2	8	0	53	0.96	.205	156	0	0	0	167	637-444
	NW Arkansas (AA)	0	3	5.96	13	13	0	0	0	0	45.1	51	30	30	7	1	19	0	54	1.54	.287	178	8	1	3	200	803-506
	Omaha (AAA)	0	1	20.25	1	1	0	0	0	0	1.1	2	3	3	1	0	1	0	1	2.25	.333	6	0	0	0	7	34-20
	KANSAS CITY (MLB)	0	1	0.00	1	1	0	0	0	0	5.0	3	2	0	0	0	1	0	4	0.80	.176	17	0	0	0	20	68-44
2022	NW Arkansas (AA)	1	4	4.79	9	9	0	0	0	0	41.1	51	24	22	5	3	11	0	45	1.50	.300	170	3	2	3	184	696-438
MLB TOTALS (1 SEASON)		0	1	0.00	1	1	0	0	0	0	5.0	3	2	0	0	0	1	0	4	0.80	.176	17	0	0	0	20	68-44
MLB TOTALS (5 SEASONS)		17	21	3.69	69	62	0	0	0	1	297.2	281	135	122	26	15	76	0	281	1.20	.249	1130	17	4	21	1231	3751-2588



PLAYER

QUICK NOTES

CAREER HIGHS

14 HOLDEN CAPPS

LHP • R/L • 6'1" • 194 lbs • 3/24/1995 (27)
2017 MLB Draft – Round 8 (U. of Central Oklahoma)
Born/Resides: Lawton, Oklahoma

17 ZACK PHILLIPS

LHP • L/L • 6'1" • 170 lbs • 7/11/1998 (23)
2019 MLB Draft – Round 27 (Ole Miss)
Born: Sierra Vista, Arizona • Resides: Texarkana, Arkansas

18 ALEC MARSH

RHP • R/R • 6'3" • 220 lbs • 5/14/1998 (24)
2019 MLB Draft – Round 2, 70th Overall (Arizona State)
Born: Waukesha, Wisc. • Resides: Milwaukee, Wisc.

22 STEPHEN WOODS JR.

RHP • R/R • 6'1" • 200 lbs • 6/10/1995 (27)
Traded from Tampa Bay – 7/21/2020
Born: New Hyde Park, N.Y. • Resides: Huntington Station, N.Y.

27 WALTER PENNINGTON

LHP • L/L • 6'2" • 205 lbs • 4/14/1998 (24)
Signed 8/19/2020 as an Undrafted League Free Agent
Born: Englewood, Colorado • Resides: Broomfield, Colorado

29 NOAH MURDOCK

RHP • R/R • 6'8" • 205 lbs • 8/20/1998 (23)
2019 MLB Draft – Round 7 (University of Virginia)
Born: Richmond, VA. • Resides: Colonial Heights, VA

32 ANTHONY VENEZIANO

LHP • L/L • 6'6" • 200 lbs • 9/1/1997 (24)
2019 MLB Draft – Round 10 (Costal Carolina)
Born/Resides: Hackensack, New Jersey

33 WILL KLEIN

RHP • R/R • 6'5" • 230 lbs • 11/28/1999 (22)
2020 MLB Draft – Round 5 (Eastern Illinois)
Born: Maryville, Tennessee • Resides: Bloomington, Indiana

34 CHRISTIAN COSBY

RHP • R/R • 6'5" • 215 • 12/21/1996 (25)
2018 MLB Draft – Round 14 (Chapman University)
Born/Resides: Placentia, California

38 DANTE BIASI

LHP • L/L • 6'0" • 200 lbs • 12/22/1996 (25)
2019 MLB Draft – Round 6 (Penn State)
Born: Wilkes Barre, Penn. • Resides: Hazleton, Penn.

39 ÁNDRES SOTILLET

RHP • R/R • 6'1" • 215 • 3/21/1997 (25)
Signed 7/4/2015 as an International Free Agent
Born: Cumana, Venezuela • Resides: Sucre, Venezuela

45 YEFRI DEL ROSARIO

RHP • R/R • 6'2" • 180 lbs • 9/23/1999 (22)
Signed 12/5/2017 as a Minor League Free Agent
Born/Resides: Miches, Dominican Republic

51 CHRISTIAN CHAMBERLAIN

LHP • L/L • 5'10" • 173 lbs • 7/20/1999 (22)
2020 MLB Draft – Round 4 (Oregon State)
Born: Grand Junction, Colorado • Resides: Reno, Nevada

53 ÁNGEL ZERPA

LHP • L/L • 6'0" • 220 lbs • 9/27/1999 (22)
Signed 6/26/2016 as an International Free Agent
Born: Valle De La Pascua, Venez. • Resides: Anaco, Venez.

55 JONAH DIPOTO

RHP • R/R • 6'1" • 225 • 9/3/1996 (25)
2019 MLB Draft – Round 35 (University of Calif, San Diego)
Born: Queens, New York • Resides: San Diego, California

- 2022: 5 of 14 outings have been scoreless in 2022, including last two ... has not allowed a run in his last 4.0 innings, dating back to 6/5.
- 2021: Began the season on the Naturals' 60-Day IL and split the season between the Arizona Complex League, Quad Cities (A+) and NW Arkansas ... combined between three levels, went 4-2 across 22 games (three starts) with a 5.79 ERA (24 ER in 37.1 IP) and 36 strikeouts.
- 2019: Split the season between Wilmington (A+) and NW Arkansas (AA), pitching in 39 games out of the bullpen for the Blue Rocks and Naturals with a combined 2.61 ERA (15 ER in 51.2 IP) and 55 strikeouts.

2SFB, SL, CH

CONSECUTIVE BATTERS RETIRED: 2 (6/16/2022)

SCORELESS STREAK: 4.0 IP (6/5/22 to 6/16/22)

- 2022: Not not allowed an earned run six outings (10.0 innings), from 5/18 to 6/4 before making his first pro start, 4.0 IP on 6/10 @ TUL.
- 2021: Split the season between Columbia (A) and Quad Cities (A+), combining to pitch in 25 games out of the bullpen with an 0-4 record, but three saves and a 2.06 ERA (11 ER in 48.0 IP) while walking just 13 and striking out 51 ... 16 of his 25 total appearances were scoreless.
- 2019: After being drafted, was assigned to Burlington (R) in the Appalachian League and pitched in 20 games out of the bullpen for the B-Royals, going 4-1 with two saves and a 2.15 ERA (9 ER in 37.2 IP), while striking out 29.

4SFB, 2SFB, CT, SL, CH

CONSECUTIVE BATTERS RETIRED: 1 (6/10/2022)

SCORELESS STREAK: 0.1 IP (6/10/20/22)

- Ranked by MLB Pipeline as the No. 9 Royals prospect ... Ranked by Baseball America as the No. 14 Royals prospect
- 2022: Struck out 8 or more in five straight starts, including 10 strikeouts in back-to-back starts May 19 @ ARK and May 24 @ MID.
- 2021: Broke camp with NW Arkansas (AA) and made six starts for the Naturals, before missing the rest of the year with an injury ... went 1-3 with a 4.97 ERA (14 ER in 25.1 IP) with 42 strikeouts (14.92 K/9) ... over his first 8.1 Double-A innings: 8.1 hits and scoreless innings, named first ever Double-A Central Pitcher of the Week.

4SFB, SL, CV, CH

CONSECUTIVE BATTERS RETIRED: 2 (6/17/2022)

SCORELESS STREAK: 1.1 IP (6/17/2022)

- 2022: Threw 2.0 scoreless innings 6/10 @ TUL, his first extended scoreless outing of the season.
- 2021: Spent the entire season with NW Arkansas (AA), beginning the season as a starting pitcher and finishing the year as a reliever ... in 22 games (7 starts, 15 relief appearances), went 5-7 with a 7.42 ERA (39 ER in 47.1 IP), while walking 45 and striking out 48.
- 2018-19: Missed 2018 due to injury, went 9-3 in 2019 ... selected by Kansas City with the fourth overall pick in the Rule 5 Draft (12/12/2019).
- 2016-17: Played two seasons in the Giants organization, reaching Class-A, traded to Tampa Bay December 20 in the 3B Evan Longoria deal.

4SFB, CV, CH, CT

CONSECUTIVE BATTERS RETIRED: 0

SCORELESS STREAK: 0.0 IP

- 2022: Assigned to NWA on 4/21 ... Pitched 5.2 scoreless innings with nine strikeouts for Quad Cities (A+) across three relief outings ... earned decisions in five of first six outings with Naturals, three wins, one loss and one save ... 5 of 13 outings have been scoreless.
- 2021: Pitched 22 games for Columbia (A), went 3-3 with a team-leading four saves and a 3.18 ERA (14 ER in 39.2 IP) and 37 strikeouts ... placed on the 7-day injured list on 8/14 ... assigned to the ACL Royals Blue (R) on 9/7 for rehab and finished his season with two games there.
- MISC: Graduated from the Colorado School of Mines with a mechanical engineering degree, threw 224.2 innings, but also hit .288 with a 1.142 OPS as an outfielder.

4SFB, CV, CH

CONSECUTIVE BATTERS RETIRED: 1 (6/16/2022)

SCORELESS STREAK: 0.1 IP (6/16/2022)

- Ranked by MLB Pipeline as the No. 20 Royals prospect ... Ranked by Baseball America as the No. 26 Royals prospect
- 2022: Assigned to NWA 6/3 after making team-best 10 starts for Quad Cities (A+), went 0-1 with a 5.36 ERA (24 in 40.1 IP) with 39 strikeouts ... struck out six across 5.0 innings in Double-A debut 6/7 @ TUL, 3 of 4 runs that scored came on home runs.
- 2021: Pitched in seven games (six starts) with Quad Cities (A+) beginning in June and threw 22.2 IP and 19 strikeouts while holding opponents to a .181 batting average without allowing a home run before a season-ending injury ... in his last four starts, gave up just two earned runs in 15.0 innings.

2SFB, CB, SL, CH

CONSECUTIVE BATTERS RETIRED: 0

SCORELESS STREAK: 0.1 IP (6/12/2022)

- Ranked by MLB Pipeline as the No. 14 Royals prospect ... Ranked by Baseball America as the No. 30 Royals prospect
- 2022: 10 of 11 outings have been starts ... pitched 5.0 scoreless on 5/8 @ SPR ... did not issue walk for first time on 5/14 vs. WCH, in 4.2 IP of relief ... pitched past 6.0 innings for first time in his career 6/9 @ TUL, with 7-inning CG shutout, allowed 3 H, 1 BB while striking out 5.
- 2021: Named Quad Cities (A+) Pitcher of the Year ... across 22 starts, went 6-4 with a 3.75 ERA (39 ER in 93.2 IP), while striking out an organization-best 127 and walking just 37 ... named the High-A Central Pitcher of the Year and All-Star left-handed starting pitcher.

4SFB, SL, CH

CONSECUTIVE BATTERS RETIRED: 0

SCORELESS STREAK: 0.0 IP

- Ranked by MLB Pipeline as the No. 17 Royals prospect ... Ranked by Baseball America as the No. 22 Royals prospect
- 2022: Started the season on Injured List with shin splints, assigned to NWA on 5/14 ... began the season with three short starts, moved to bullpen 6/2 ... first scoreless outing on 6/7 @ Tulsa, struck out side in 7th inning, added 4th strikeout in 8th inning.
- 2021: Named an MiLB.com Organization All-Star and MLB Pipeline's Royals Pitching Prospect of the Year ... pitched in 36 games out of the bullpen for Quad Cities, went 7-1 with four saves and a 3.58 ERA, with 121 strikeouts in 70.1 IP ... among minor league pitchers who threw 70.0 innings, ranked 1st with 15.48 K/9 and 40.9% strikeout %.

4SFB, CB, CH

CONSECUTIVE BATTERS RETIRED: 4 (6/14/2022)

SCORELESS STREAK: 2.0 IP (6/14/20/22)

- 2022: Pitched 5.0 innings, two games (4/8 @ SPR and 4/13 vs. WCH) and struck out five before being placed on the Injured List April 19, activated May 31.
- 2021: After pitching five games in May with Columbia (A), was promoted to Quad Cities (A+) on 6/3, where he remained through the end of the season ... across 25 combined games (10 starts), went 5-4 with a 4.15 ERA (40 ER in 86.2 IP) while striking out 104 and walking just 23 ... among Royals Minor League pitchers who threw at least 80.0 innings, ranked first with a 2.39 BB/9 and 4.52 K/BB, with a 10.80 K/9 and 29.1% K% ... also ranked third among that group of pitchers in WHIP (1.17), fourth in BABIP (.299) and sixth in ERA (4.15).

4SFB, SPL, SL

CONSECUTIVE BATTERS RETIRED: 0

SCORELESS STREAK: 0.0 IP

- 2022: First two games came in relief, piggybacking Asa Lacy ... made spot start on 4/23 @ FRI, threw 4.0 scoreless vs. Jack Leiter, then made two more starts before transitioning back to bullpen ... returned to rotation 6/2 vs. CC, threw 5.0 scoreless innings with just one hit.
- 2021: Spent the entire season with Quad Cities (A+), going 5-2 with two saves across 24 games (six starts) with a 3.77 ERA (30 ER in 71.2 IP) and 84 strikeouts ... first 16 appearances of the year all came in relief, six of his last eight were starts, including four straight to end the year.
- COLLEGE: Across 28 games (27 starts) at Penn State, went 6-12 with a 3.76 ERA (57 ER in 136.1 IP) while striking out 153 and walking just 69.

4SFB, SL, CH, 2SFB

CONSECUTIVE BATTERS RETIRED: 2 (6/15/2022)

SCORELESS STREAK: 1.1 IP (6/15/2022)

- His 64 career games pitched for Northwest Arkansas are the most among active Naturals pitchers, 16th all-time in NWA history.
- 2022: Began the season 5 games with NWA, assigned to Omaha (AAA) on 4/28, back to NWA 5/24, to OMA 6/1, to NWA 6/10 ... nine AAA games, 3.48 ERA
- 2021: Began the season with Omaha (AAA) and split the season between the Storm Chasers and NW Arkansas (AA), pitching in 34 games (1 start) with a 5.52 ERA (28 ER in 45.2 IP) ... pitched for Venezuela in the WBSC Baseball Americas Olympic Qualifying event May 31 to June 5.
- 2019: Split the entire year with NW Arkansas (AA), going 6-1 across 34 games (four starts) with a 3.35 ERA (28 ER in 75.1 IP)

2SFB, SL, CH

CONSECUTIVE BATTERS RETIRED: 5 (6/12/22 to 6/17/22)

SCORELESS STREAK: 7.1 IP (5/24/22 to 6/17/22)

- Ranked by Baseball America as the No. 25 Royals prospect
- 2022: Did not allow a run across first four games and 11.1 IP of season ... 12 of 19 appearances have been scoreless.
- 2021: Spent the entire season with Northwest Arkansas, pitching in 26 games (11 starts) and going 2-4 with a 5.99 ERA (47 ER in 70.2 IP) ... ranked third on the Naturals pitching staff in strikeouts (78) and innings pitched (70.2), and fifth in both games pitched and games started.
- 2019: Did not pitch due to injury ... had a nerve issue in his right bicep, only treatment was rest.

4SFB, 2SFB, SL, CH

CONSECUTIVE BATTERS RETIRED: 1 (6/17/2022)

SCORELESS STREAK: 0.1 IP (6/17/2022)

- Ranked by MLB Pipeline as the No. 22 Royals prospect
- 2022: Assigned to NWA 5/31 after pitching 13 games (4 starts) for Quad Cities, went 0-1 with a 4.29 ERA (10 ER in 21.0 IP) with 39 strikeouts ... among Royals minor league pitchers with at least 20.0 innings pitched, his 38.4% K% and 15.80 K/9 rank third, while his .186 opponents' average is tied third.
- 2021: Assigned to Quad Cities (A+) on May 23 and pitched two games in relief for the River Bandits, going 1-0 with a 4.91 ERA (2 ER in 3.2 IP) with one walk and six strikeouts, before being placed on the Injured List on June 14, and missed rest of the season with a nagging shoulder injury ... first 3.2 innings were scoreless before allowing two runs.

4SFB, CB, CH

CONSECUTIVE BATTERS RETIRED: 0

SCORELESS STREAK: 0.0 IP

- Ranked by MLB Pipeline as the No. 10 Royals prospect ... Ranked by Baseball America as the No. 24 Royals prospect ... rated as having the "Best Control" among Royals' pitching prospects in the 2022 Best Tools survey from BA.
- 2022: Two scoreless starts: 4/16 & 4/22, 9.0 IP total ... after 2.0 inning start on April 10, last EIGHT starts have been at least 4.0 innings.
- 2021: Began the season in Quad Cities (A+) and after stops with NW Arkansas (AA) and Omaha (AAA), made his Major League debut on Sept. 30 vs. Cleveland, pitching 5.0 innings and allowing two runs with four strikeouts ... 108 strikeouts between the three MiLB levels ranked 8th among Royals minor pitchers, as did 88.1 innings pitched.

4SFB, 2SFB, SL, CH

CONSECUTIVE BATTERS RETIRED: 8 (6/4/2022)

SCORELESS STREAK: 2.2 IP (6/3/2022)

- 2022: Pitched a scoreless Cactus League inning with a strikeout on 3/29 against his dad's Seattle Mariners ... his .185 opponents' batting average is 2nd-lowest along Royals minor league pitchers with at least 20.0 IP ... 14.73 K/9 and 36.2% K% rank third and fourth behind Alec Marsh and Christian Chamberlain.
- 2021: Pitched 22 games for Quad Cities, went 1-0 with eight saves (in 10 chances) and a 3.19 ERA (11 ER in 31.0 IP) and 39 strikeouts ... eight saves ranked tied second in the Royals' system ... 15 of his 22 outings were scoreless, only allowing more than one run three times.
- MISC: Full name is Jonah Seaver Dipoto, after Tom Seaver ... father Jerry Dipoto is currently the President of Baseball Operations for the Seattle Mariners, formerly their GM.

SI, 4SFB, SL, CH

CONSECUTIVE BATTERS RETIRED: 1 (6/15/2022)

SCORELESS STREAK: 0.2 IP (6/15/2022)

IP	5.0	(5x) Last: 9/3/17 vs. Orem
K	7	(2x) Last: 7/1/18 vs. Asheville
BB	5	5/27/22 @ Midland
H	8	(3x) Last: 9/3/17 vs. Orem
R	7	9/9/17 @ Ogden
NP	95	(8/28/17 @ Ogden
IP	4.0	(4x) Last: 6/10/22 @ Tulsa
K	6	7/13/21 @ Myrtle Beach
BB	4	4/9/22 @ Springfield
H	6	(2x) Last: 9/18/21 vs. South Bend
R	8	4/9/22 @ Springfield
NP	73	6/10/22 @ Tulsa
IP	6.1	5/31/22 vs. Corpus Christi
K	11	5/14/21 vs. Tulsa
BB	5	5/12/22 vs. Wichita
H	10	6/11/22 @ Tulsa
R	8	6/11/22 @ Tulsa
NP	98	6/11/22 @ Tulsa
IP	7.0	(2x) Last: 6/18/17 vs. Asheville
K	10	5/21/17 @ Charleston
BB	5	(6x) Last: 6/30/21 @ Springfield
H	10	6/18/21 @ San Antonio
R	7	6/18/21 @ San Antonio
NP	96	6/12/17 vs. Greenville
IP	3.1	(2x) Last: 5/7/22 @ Arkansas
K	5	(2x) Last: 4/15/22 vs. Cedar Rapids
BB	4	(2x) Last: 6/5/22 vs. Corpus Christi
H	5	7/11/21 vs. Charleston
R	5	(3x) Last: 6/5/22 vs. Corpus Christi
NP	51	6/24/21 vs. Myrtle Beach
IP	5.2	7/16/21 @ Beloit
K	7	5/20/22 @ Dayton
BB	5	(2x) Last: 6/12/22 @ Tulsa
H	8	4/27/22 vs. South Bend
R	5	5/26/22 @ Fort Wayne
NP	89	5/14/22 vs. Wisconsin
IP	7.0	6/9/22 @ Tulsa
K	10	(2x) Last: 6/3/22 vs. Corpus Christi
BB	5	4/9/22 @ Springfield
H	12	7/29/19 vs. Missoula
R	9	7/29/19 vs. Missoula
NP	93	6/12/22 vs. Arkansas
IP	3.0	(5x) Last: 8/12/21 vs. Beloit
K	6	(5x) Last: 8/12/21 vs. Beloit
BB	5	(2x) Last: 6/15/22 vs. Corpus Christi
H	5	5/21/22 @ Arkansas
R	4	(4x) 5/21/22 @ Arkansas
NP	56	7/1/21 vs. Cedar Rapids
IP	6.0	9/1/21 @ Cedar Rapids
K	8	6/15/21 vs. Wisconsin
BB	5	6/16/22 vs. Arkansas
H	10	7/22/19 @ Missoula
R	9	7/22/19 @ Missoula
NP	87	9/7/21 vs. Peoria
IP	5.0	(3x) Last: 6/15/22 vs. Arkansas
K	7	(5x) Last: 5/21/22 @ Arkansas
BB	5	6/20/21 vs. Cedar Rapids
H	6	(2x) Last: 6/15/22 vs. Arkansas
R	5	(2x) Last: 5/30/21 @ Dayton
NP	81	5/22/22 @ Springfield
IP	9.0	7/7/18 vs. Greensboro
K	10	7/7/18 vs. Greensboro
BB	4	9/2/18 vs. Potomac
H	11	(3x) Last: 6/21/18 vs. Charleston
R	9	6/21/18 vs. Charleston
NP	113	7/7/18 vs. Greensboro
IP	7.0	8/30/18 vs. Augusta
K	9	8/30/18 vs. Augusta
BB	5	(2x) Last: 8/1/21 vs. Wichita
H	8	6/22/18 vs. Charleston
R	8	6/22/18 vs. Charleston
NP	95	6/22/18 vs. Asheville
IP	2.2	(2x) Last: 5/14/22 vs. Wisconsin
K	6	5/3/22 @ Cedar Rapids
BB	4	4/8/22 @ South Bend
H	4	4/20/22 @ Wisconsin
R	6	6/17/22 vs. Arkansas
NP	48	4/8/22 @ South Bend
IP	6.2	5/29/22 @ Midland
K	10	(2x) Last: 6/4/22 vs. Corpus Christi
BB	4	(2x) Last: 8/18/18 @ AZL Mariners
H	11	(2x) Last: 7/26/19 @ Princeton
R	9	7/26/19 @ Princeton
NP	94	(2x) Last: 6/4/22 vs. Corpus Christi
IP	3.0	(4x) Last: 5/16/21 @ Cedar Rapids
K	6	5/16/21 vs. Cedar Rapids
BB	4	(2x) Last: 4/8/22 @ Springfield
H	4	(3x) Last: 6/15/22 vs. Arkansas
R	3	(4x) Last: 7/30/21 vs. South Bend
NP	46	6/4/22 vs. Corpus Christi



RELIEVERS

PITCHER	LAST APPEARANCE (NWA)
38 Biasi, Dante	FRI 5/27 @ Midland (2.0 IP)
14 Capps, Holden	THU 6/16 vs. Arkansas (2.0 IP)
51 Chamberlain, Christian	FRI 6/17 vs. Arkansas (0.1 IP)
34 Cosby, Christian	THU 6/16 vs. Arkansas (1.0 IP)
45 Del Rosario, Yefri	FRI 6/17 vs. Arkansas (2.1 IP)
55 Dipoto, Jonah	WED 6/15 vs. Arkansas (2.0 IP)
Haake, Zach	TUE 4/19 @ Frisco (2.2 IP)
33 Klein, Will	TUE 6/14 vs. Arkansas (2.0 IP)
Peacock, Matt	WED 6/15 vs. Arkansas (1.0 IP)
27 Pennington, Walter	THU 6/16 vs. Arkansas (2.2 IP)
17 Phillips, Zack	SAT 6/4 vs. Corpus Christi (2.2 IP)
Smith, Patrick	THU 5/12 vs. Wichita (0.1 IP)
39 Sotillet, Andres	FRI 6/17 vs. Arkansas (1.1 IP)
Speier, Gabe	WED 6/15 vs. Arkansas (1.0 IP)
32 Veneziano, Anthony	SAT 5/14 vs. Wichita (4.2 IP)
Willemann, Zach	THU 5/26 @ Midland (2.0 IP)
22 Woods Jr., Stephen	THU 6/16 vs. Arkansas (2.1 IP)

ENTRANCE SITUATION

LEAD	TRAIL	TIED
3	3	-
6	6	2
1	3	1
1	4	1
8	9	2
6	10	1
1	2	-
2	2	-
1	-	-
6	4	5
2	10	1
1	1	1
7	1	1
1	-	-
-	1	-
9	5	2
10	6	1
65	67	18

INNING ENTERING THE GAME

1	2	3	4	5	6	7	8	9	10+
-	2	-	-	1	2	-	-	-	-
-	-	1	1	3	4	2	1	2	-
-	-	-	1	-	1	2	1	-	-
-	1	-	1	2	2	-	-	-	-
-	1	2	1	5	3	4	3	-	-
-	-	-	-	-	3	6	7	2	-
-	-	1	-	1	1	-	-	-	-
-	-	-	-	-	1	2	1	-	-
-	-	-	-	-	-	1	-	-	-
1	1	1	-	3	2	1	2	1	1
-	-	-	-	-	2	1	-	-	-
-	-	-	1	1	-	1	5	1	-
-	-	-	-	-	1	-	-	-	-
-	1	-	-	-	-	-	-	-	-
-	-	-	-	-	-	1	8	6	1
-	-	1	1	-	2	10	1	2	-
1	5	5	9	15	27	34	33	18	3

INHERITED RUNNERS

BR INHER.	BR SCORE	% SCORE
3	0	0.0%
7	1	14.3%
1	0	0.0%
5	4	80.0%
13	3	23.1%
15	3	20.0%
3	3	100.0%
-	-	-
-	-	-
11	1	9.1%
9	0	0.0%
-	-	-
7	0	0.0%
-	-	-
3	1	33.3%
5	3	60.0%
4	1	25.0%
86	20	23.3%

1-2-3 INNINGS

TOTAL	POSSIBLE	% 1-2-3
5	17	29.4%
4	18	22.2%
1	5	20.0%
1	8	12.5%
9	35	25.7%
6	20	30.0%
2	7	28.6%
4	7	57.1%
0	1	0.0%
9	23	39.1%
6	23	26.1%
-	-	-
4	14	28.6%
0	1	0.0%
1	4	25.0%
8	20	40.0%
4	21	19.0%
64	224	28.6%

STARTING PITCHER SPLITS

PITCHER	GS	W-L	TEAM W-L	R SUPPORT	SUPPORT/START
18 Marsh, Alec	12	1-5	3-9	28	2.33
32 Veneziano, Anthony	11	3-4	6-5	43	3.91
29 Parrish, Drew	10	4-3	5-5	27	2.70
53 Zepa, Angel	9	1-4	3-6	24	2.67
38 Biasi, Dante	6	1-1	5-1	23	3.83
33 Klein, Will	3	0-0	2-1	7	2.33
39 Martinez, Marcelo	3	1-1	2-1	15	5.00
21 Lacy, Asa	2	0-1	1-1	9	4.50
29 Murdock, Noah	2	0-1	1-1	4	2.00
17 Phillips, Zack	2	0-1	1-1	4	2.00
60	184	3.07			

1st PITCH STRIKES

FPS	TBF	% FPS
141	237	59.5%
106	213	49.8%
134	215	62.3%
104	174	59.8%
48	111	43.2%
15	30	50.0%
39	55	70.9%
23	43	53.5%
20	41	48.8%
21	32	65.6%
651	1,151	56.6%

1-2-3 INNINGS

TOTAL	POSSIBLE	% 1-2-3
14	50	28.0%
10	43	23.3%
28	54	51.9%
8	50	16.0%
4	24	16.7%
0	3	0.0%
7	14	50.0%
3	9	33.3%
2	8	25.0%
1	5	20.0%
77	260	29.6%

STARTERS VS. RELIEVERS

STARTERS	RELIEVERS
11-19	W-L
5.28	ERA
259.1	INNINGS
251 (43)	HITS (HR)
161 (152)	R (ER)
129	BB
289	K
1.47	WHIP
.250	AVG
18-12	
5.62	
269.0	
278 (31)	
186 (168)	
160	
265	
1.63	
.268	

STARTING PITCHER/CATCHER MATCHUPS

PITCHER	LOGAN PORTER							SEBASTIAN RIVERO							GAVIN STUPIENSKI							TYLER CROPLEY							TOTALS						
	GS	W-L	ERA	IP	ER	BB	SO	GS	W-L	ERA	IP	ER	BB	SO	GS	W-L	ERA	IP	ER	BB	SO	GS	W-L	ERA	IP	ER	BB	SO	GS	W-L	ERA	IP	ER	BB	SO
18 Marsh, Alec	6	1-2	7.24	27.1	30	10	46	4	0-1	5.94	16.2	15	8	28	1	0-1	13.50	2.0	4	4	5	1	0-1	9.00	5.0	7	3	4	12	1-5	7.24	51.0	41	25	83
32 Veneziano, Anthony	4	0-1	6.62	17.2	19	12	21	3	1-2	12.27	7.1	10	10	4	2	1-0	1.59	11.1	8	4	8	2	1-1	7.00	9.0	10	4	9	11	3-4	6.35	45.1	32	30	42
28 Parrish, Drew	3	2-1	3.16	17.1	14	4	11	4	1-1	3.32	19.0	10	7	16	3	1-1	0.00	18.2	7	3	21	-	-	-	-	-	-	10	4-3	2.13	55.0	13	14	48	
53 Zepa, Ángel	4	0-2	4.82	18.2	22	6	24	3	1-0	1.29	14.0	15	2	12	1	0-1	4.05	6.2	8	1	9	1	0-1	31.50	2.0	6	2	0	9	1-4	4.79	41.1	22	17	45
38 Biasi, Dante	4	0-0	6.06	16.1	20	10	15	1	0-0	0.00	4.0	3	3	4	1	1-0	0.00	5.0	1	3	4	-	-	-	-	-	-	6	1-0	3.91	25.1	11	16	23	
33 Klein, Will	2	0-0	16.88	2.2	6	7	1	1	0-0	20.25	1.1	2	5	1	-	-	-	-	-	-	-	-	-	-	-	-	-	3	0-0	18.00	5.0	10	17	4	
39 Martínez, Marcelo	2	0-0	3.38	8.0	5	6	10	1	1-0	1.50	6.0	2	1	7	-	-	-	-	-	-	-	-	-	-	-	-	-	3	1-0	2.57	14.0	4	7	17	
21 Lacy, Asa	-	-	-	-	-	-	-	1	0-0	6.75	4.0	1	3	6	-	-	-	-	-	-	-	1	0-1	3.18	5.2	5	2	7	2	0-1	4.66	9.2	5	5	13
29 Murdock, Noah	1	0-1	7.20	5.0	7	0	6	-	-	-	-	-	-	-	1	0-0	4.91	3.2	4	5	4	-	-	-	-	-	-	2	0-1	6.23	8.2	6	5	10	
17 Phillips, Zack	1	0-0	9.00	4.0	6	2	5	1	0-1	54.00	1.0	5	2	1	-	-	-	-	-	-	-	-	-	-	-	-	-	2	0-1	18.00	5.0	10	4	6	
Relievers	12-5	4.51	119.2	115	64	129		-	4-6	7.15	95.2	112	60	92	-	2-1	4.72	34.1	31	28	36	-	0-0	6.05	19.1	19	8	8	18-12	5.62	269.0	168	160	265	
TOTALS	27	15-12	5.25	236.2	138	121	268	18	8-11	6.34	169.0	119	101	171	9	5-4	3.09	81.2	28	48	87	5	1-4	7.46	41.0	34	19	28	60	29-31	5.45	528.1	320	289	554
	CS/ATT		8/28	PCT				CS/ATT		3/28	PCT		10.7%		CS/ATT		0/7	PCT		0.0%		CS/ATT		0/9	PCT		0.0%		CS/ATT		11/72	PCT		15.3%	

CATCHER PITCHING STATS

CATCHERS	W	L	ERA	GS	SV	IP	H	R	ER	HR	HB	BB	IBB	SO	WHIP	AVG	WP	GDP	TBF	SB	CS	ATT	%CS	PB
11 Logan Porter	15	12	5.25	27	6	236.2	244	148	138	35	14	121	3	268	1.54	.266	13	16	1,059	20	8	28	28.6%	1
3 Sebastian Rivero	8	11	6.34	19	1	169.0	175	128	119	21	12	101	2	171	1.63	.266	14	17	781	25	3	28	10.7%	3
44 Gavin Stupienksi	5	4	3.09	9	1	81.2	63	36	28	5	4	48	0	87	1.36	.179	4	8	352	7	0	7	0.0%	0
2 Tyler Cropley	1	4	7.46	5	0	41.0	47	35	34	13	2	19	0	28	1.61	.249	2	2	189	9	0	9	0.0%	0

GROWLIN' CHICKENS PITCHER PICKOFF LOG (4)

	DATE	INNING	PITCHER	RUNNER	BASE	OUT #
1	4/16 vs. Wichita	▲ 3	Angel Zepa (1)	Kevin Merrell	1st	1
2	4/28 vs. Amarillo	▲ 3	Angel Zepa (2)	Blaze Alexander	2nd	1
3	5/18 @ Arkansas	▼ 6	Zack Phillips (1)	Patrick Frick	1st	2
4	5/21 @ Arkansas	▼ 3	Dante Biasi (1)	Cade Marlowe	2nd	3

AUTOMATIC BALLS CALLED ON GROWLIN' CHICKENS PITCHERS (9)

DATE	INNING	UMPIRE	PITCHER	COUNT AT CALL	BATTER RESULT (COUNT)
4/19/2022 @ Frisco	▼ 2	Jake Bruner	Alec Marsh	0-0	Strikeout (1-2)
4/19/2022 @ Frisco	▼ 8	Jake Bruner	Stephen Woods Jr.	3-1	Walk (3-1)
4/21/2022 @ Frisco	▼ 3	Benjamin Engstrand	Anthony Veneziano	1-2	Walk (3-2)
4/26/2022 vs. Amarillo	▲ 3	Tanner Dobson	Drew Parrish	0-0	Popout (1-2)
4/30/2022 vs. Amarillo	▲ 3	Harrison Silverman	Alec Marsh	1-1	Strikeout (3-2)
5/1/2022 vs. Amarillo	▲ 1	Willie Traynor	Drew Parrish	0-2	Popout (1-2)
5/21/2022 @ Arkansas	▼ 1	Chris Presley-Murphey	Will Klein	0-0	Walk (3-2)
5/26/2022 @ Midland	▼ 8	Benjamin Engstrand	Zach Willemann	0-0	Bunt Single (1-0)
6/14/2022 vs. Arkansas	▲ 7	Tanner Dobson	Holden Capps	2-2	Double Play (3-2)
6/16/2022 vs. Arkansas	▲ 4	Willie Traynor	Stephen Woods Jr.	3-2	Walk (3-2)



PLAYER

QUICK NOTES

CAREER HIGHS

1 JOHN RAVE

OUTFIELDER • L/L • 6'0" • 185 • 12/30/1997 (24)
2019 MLB Draft – Round 5 (Illinois State)
Born: Canton, Illinois • Resides: Bloomington, Illinois

2 TYLER CROPLEY

CATCHER • R/R • 5'11" • 185 • 12/10/1995 (26)
Signed 10/8/2020 as a Minor League Free Agent
Born: Sioux City, Iowa • Resides: Cedar Rapids, Iowa

3 SEBASTIAN RIVERO

CATCHER • R/R • 6'1" • 215 • 12/10/1995 (27)
Signed 7/12/2015 as an International Free Agent
Born: Maracay, Venezuela • Resides: Mariara, Venezuela

4 RYAN GROTJOHN

INF/OF • L/R • 6'2" • 175 • 4/25/1995 (27)
Signed 7/27/2022 as a Minor League Free Agent
Born: Bakersfield, California • Resides: Scottsdale, Arizona

7 BRHET BEWLEY

INF/OF • R/R • 5'11" • 182 lbs • 1/30/1997 (25)
2018 MLB Draft – Round 32 (University of San Diego)
Born: Temecula, California Resides: Winchester, California

8 MAIKEL GARCIA

INFIELDER • R/R • 6'0" • 145 • 3/3/2000 (22)
Signed 7/27/2016 as an International Free Agent
Born/Resides: La Sabana, Venezuela

9 JAKE MEANS

INFIELDER • R/R • 6'2" • 215 • 4/14/1996 (26)
2019 MLB Draft – Round 22 (Indiana State)
Born/Resides: Olathe, Kansas

11 LOGAN PORTER

CATCHER • R/R • 6'0" • 200 • 7/12/1995 (26)
Signed 6/21/2018 as a Non-Drafted Free Agent
Born: Phoenix, Arizona • Resides: Surprise, Arizona

12 TUCKER BRADLEY

OUTFIELDER • L/L • 6'0" • 206 • 5/6/1998 (24)
Signed 6/23/2020 as a Non-Drafted Free Agent
Born/Resides: Chickamauga, Georgia

13 NICK LOFTIN

OUTFIELDER • R/R • 6'1" • 180 • 9/25/1998 (23)
2020 MLB Draft – CBA Round (32nd Overall)
Born/Resides: Corpus Christi, Texas

16 ROBBIE GLENDINNING

INFIELDER • R/R • 6'2" • 198 • 10/6/1995 (26)
Signed 2/22/2022 as a Minor League Free Agent
Born: Perth, Western Australia • Resides: Kansas City, MO

19 TYLER GENTRY

OUTFIELDER • R/R • 6'2" • 200 • 2/1/1999 (23)
2020 MLB Draft – Round 3 (Alabama)
Born: Memphis, Tennessee • Resides: Arlington, Tennessee

44 GAVIN STUPIENSKI

C/B • L/R • 6'1" • 220 • 3/12/1994 (28)
Signed 5/5/2021 as a Minor League Free Agent
Born: Princeton, N.J. • Resides: Wilmington, N.C.

- 2022: Began the season with NWA, assigned to Omaha (AAA) on May 25 and went 3-for-16 across five games, assigned back to NWA June 4.
- 2021: Named an MiLB.com Organization All-Star in the outfield for Kansas City ... spent the season with Quad Cities (A+), playing in 77 games and hit .252/.352/.453 (70-for-278) ... hit 14 homers and stole 13 bases, making him one of five 13-13 players in the system in 2021.
- 2019: Assigned to Burlington (R) after being drafted and played 15 games in the Appalachian League before being promoted to Lexington (A) on 7/7, where he finished the season ... combined to slash .234/.326/.320 (54-for-231) across the two levels with 13 XBH and 16 RBI.

HIT STREAK:

- 2022: Began the season with NWA, went 1-for-8 across four games, placed on IL 4/19 ... rehabbed 5 games with ACL Royals and Columbia (A) from 6/6 to 6/12, went 4-for-16 with a double and walk, returned to Naturals on 6/14 and singled in his first at-bat back.
- 2021: Spent the entire season with Northwest Arkansas (AA) ... across 26 games (19 starts), slashed .194/.325/.313 (13-for-67) with two home runs and six runs batted in ... 6 of his 13 hits came in the month of July, where he hit .261 (6-for-23) in 10 games, with a double and three walks ... caught 5 of 12 would-be base stealers (42.0% CS).
- 2019: Limited to 41 games with the Hagerstown Suns (A) and spent time on the injured list, hit .187 /.294/.276 (23-for-123).
- COLLEGE: Played 2015 and 2016 at Iowa Western CC before transferring to the University of Iowa for 2017 and 2018.

HIT STREAK: 3 Games (4/17 to 6/17) .375 (3-for-8), 1 2B

ON-BASE BASE STREAK:

ON-BASE BASE STREAK: 3 Games (4/17 to 6/17) .375 (3-for-8), 1 HBP

- 2022: Assigned to NW Arkansas to begin the season, recalled by Kansas City May 8-13 and May 17-28 ... in three Major League games (5/12, 5/19, 5/22), went 0-for-7 with one walk & four strikeouts ... had first 2-homer game of his career on 4/27 vs. Amarillo ... returned to action for NWA on 6/15.
- 2021: Split the season between Omaha (AAA) and Kansas City, appearing in 17 games (9 starts) for the Royals in his first Major League season and slashed .175/.250/.225 (7-for-40) ... made his Major League debut on 5/8 against the White Sox as the starting catcher ... appeared in 42 games with the Storm Chasers and slashed .260/.319/.380 (39-for-150) and threw out 10 of 34 would-be base stealers (29%).

HIT STREAK:

ON-BASE BASE STREAK:

- 2022: Started season 0-for-11, first hit of season was 2nd inning home run on 4/30 vs. Amarillo.
- 2021: Released by Arizona on 1/8, spent the season in the American Association with the Kansas City Monarchs and was named the American Association All-Star at 2B, slashing .329/.436/.523 (109-for-339) with 10 HR and 60 RBI for the league champions ... led the team in OBP and ranked second on the team in AVG, BB (55) and SB (12)
- 2017-2019: Spent three seasons in the Diamondbacks' system originally Arizona's 10th-round pick in 2017 ... reached as high as Double-A Jackson in 2018 and 2019 ... won league championships with Jackson and Visalia (A+) in 2019.

HIT STREAK: 4 Games (6/11 to 6/17) .364 (4-for-11), 2 2B

ON-BASE BASE STREAK: 5 Games (6/10 to 6/17) .364 (4-for-11), 1 BB, 1 HBP

- 2022: Began the season on Injured List, activated by NW Arkansas on 5/3 ... went 2-for-5 in his first game of the season on 5/5 @ SPR, with a solo home run in the sixth inning, his second hit of the day ... went 3-for-3 with a double & two runs off the bench, 5/25 @ MID, tied single-game career high in hits.
- 2021: Spent most of the season with NW Arkansas (AA+), slashed .230/.284/.363 (47-for-204) across 56 games ... out of action for a month, on the Injured List between 8/10 and 9/5 ... appeared at 2nd base, (23 games), 3rd base (23 games), left field (5 games) and DH (5 games), also pitched one inning (7/25 @ Tulsa).
- 2019: Spent the entire season with Lexington (A), playing in 60 games, while slashing .252/.356/.307 (51-for-202) with one HR and 17 RBI.

HIT STREAK:

ON-BASE BASE STREAK:

- Ranked by MLB Pipeline as the No. 18 Royals prospect ... Ranked by Baseball America as the No. 28 Royals prospect ... rated as having the "Best Infield Arm" among Royals' prospects in Baseball America's 2022 Best Tools survey.
- 2022: Has reached base in 51 of 57 games, reaching base multiple times on 35 occasions ... team-best 20 multi-hit games and 12 multi-run games... 14-game hitting streak from 4/27 to 5/12; hit .397 with .970 OPS ... hit his first home run of the season 6/10 @ TUL, three-run shot cap 8-run 7th inning.
- 2021: Split season between 47 (A), and Quad Cities (A+), slashed .291/.380/.405 (120-for-480) between the two levels ... ranked third in the Royals' minor league system in average (.291) among qualified hitters and sixth in BABIP (.341) ... fifth in the system in hits (120), tied fourth in steals (35) ... added to KC 40-man roster on 11/19/21.

HIT STREAK: 7 Games (6/9 to 6/17) .400 (12-for-30), 4 2B, 2 HR

ON-BASE STREAK: 8 Games (6/9 to 6/17) .364 (12-for-33), 3 BB

- 2022: Reached base 4 times in back-to-back games, 5/27 & 5/28 @ Midland ... doubled 6 times in 8-game stretch, 5/24 to 6/1.
- 2021: Spent the first month and a half of the season with Columbia (A) before a promotion to Quad Cities (A+) on 6/15, where he finished out the season ... combined to slash .222/.343/.429 (76-for-343) over 97 games, with 16 home runs and 52 runs batted in ... assigned to the Surprise Saguaros of the Arizona Fall League after the MiLB season ... across 19 games, slashed .171/.244/.271 (12-for-70) with four doubles.
- MISC: Younger brother of Baltimore starting pitcher John Means ... attended Gardner Edgerton HS, same high school as Bubba Starling ... college teammates with Clay Dungan

HIT STREAK:

ON-BASE BASE STREAK:

- 2022: Has reached in 39 of 42 games ... Royals system leader in batting average (.333), on-base percentage (.463) and OPS (1.002), 2nd in SLG (.539) ... ranks 3rd in both Texas League and Double-A, 4th among ALL qualified full-season MiLB hitters with his .463 OBP ... in Texas League, 5th in AVG, 5th in OPS, 9th in SLG.
- 2021: Spent the season with Quad Cities (A+) and slashed .241/.368/.451 (62-for-257) in 77 games ... named a High-A Central post-season All-Star at catcher ... hit a walk-off homer in Game 4 of the High-A Central Championship Series on 9/25 to win 2-1 and force Game 5.
- MISC: Grew up down the street from Surprise Stadium, was a dubbie for the AZL Royals the summer of 2011 while in high school, also caught bullpens for the team.

HIT STREAK:

ON-BASE BASE STREAK: 12 Games (5/31 to 6/17) .351 (13-for-37), 1 BB, 1 HBP

- 2022: Two of five home runs this season have been GRAND SLAMS, 4/23 @ Frisco and 5/12 vs. Wichita, both in 5th inning, first two of his pro career.
- 2021: Began his professional career splitting the year between Columbia (A) and Quad Cities (A+) and combined to slash .285/.380/.427 (94-for-330) with 30 extra-base hits and 45 runs batted in ... his .380 OBP ranked fourth among qualified Royals Minor Leaguers, while a .285 average and .807 OPS ranked eighth.
- 2017-2020: Played collegiately at the University of Georgia, where he slashed .317/.384/.412 (143-for-451) in 125 games with 14 doubles, nine home runs and 62 RBI ... lists his favorite college memory as playing at Baum-Walker Stadium his freshman season.

HIT STREAK:

ON-BASE BASE STREAK:

- Ranked by MLB Pipeline as the No. 4 Royals prospect ... Ranked by Baseball America as the No. 12 Royals prospect ... rated as having the "Best Strike-Zone Discipline" among Royals' prospects in Baseball America's 2021 AND 2022 Best Tools surveys.
- 2022: Third on team with 18 multi-hit games and second with 10 multi-run games ... has reached in 41 of 50 games, hits in 34 of 50 games ... did not start for five game stretch, June 1-5 nursing left shoulder soreness, after exiting May 31 game early, returned to action June 7 @ Tulsa.
- 2021: Spent his first pro season with Quad Cities (A+) and slashed .289/.374/.464 (103-for-356) across 90 games, named an MiLB.com Organization All-Star at third base ... won the High-A East Central batting title with a .289 average ... hit for the cycle on 8/1, going 5-for-6 at the plate with a walk-off homer in the ninth to complete the cycle.

HIT STREAK:

ON-BASE BASE STREAK:

- 2022: Reached base in first 15 games of the season, April 8-29, also reached base in 17 games from May 21 to June 10, two longest streaks on team this season ... has reached base in 46 of 51 games this season ... has reached base multiple times in 22 games ... 38 RBI rank 3rd among Royals minor leaguers.
- 2021: Did not play, missing the entire year after undergoing Tommy John surgery ... tore his UCL while playing catch in February 2021.
- 2017-2019: Drafted by Pittsburgh in the 21st Round in 2017 and spent three seasons in the Pirates organization, slashing .274/.361/.417 (174-for-636) across 189 games, reaching as high as Double-A Altoona in 2019 ... named a Florida State League Mid-season All-Star in 2019.

HIT STREAK:

ON-BASE BASE STREAK: 4 Games (6/12 to 6/17) .214 (3-for-14), 3 BB

- Ranked by MLB Pipeline as the No. 24 Royals prospect
- 2022: Began season in Quad Cities (A+), assigned to NWA on 6/14 ... in 38 games with River Bandits, hit .336 (43-for-128), with 12 XBH, 23 RBI & .950 OPS.
- 2021: Spent his first pro season in Quad Cities (A+), slashing .259/.395/.449 (38-for-147) in 44 games with the River Bandits ... played everyday for the first two months of the season ... placed on the 7-day injured list on 7/14 and then the 60-Day IL 8/2 ... recorded hits in 30 of 43 games with at least one plate appearance, reached in 38 of 43 games.
- COLLEGE: Began his career at Walter State Community College in 2018 before transferring to the University of Alabama for the 2019 and 2020 seasons ... finished his career with the Crimson Tide slashing .335/.420/.594 (89-for-266) in 73 games with 18 doubles, 17 homers and 63 RBI

HIT STREAK:

ON-BASE BASE STREAK:

- 2021: Took one at-bat for the Naturals on 5/21 in Springfield and played two innings in left field, before being assigned to Quad Cities (A+) on 5/25 ... played in 38 games for the River Bandits, making 24 starts at first and slashing .264/.376/.482 (29-for-110) ... after hitting a solo home run in the fourth inning on 9/9 vs. Peoria, pitched the 11th inning and took the loss in an 8-5 defeat.
- 2018-2020: Played 104 games of Indy Ball for four teams across four different leagues, slashed a collective .273/.368/.349 (76-for-278).
- 2016-2017: Drafted in the 12th round of the 2016 draft by Arizona, spent two years in the D-backs system, hit .306 (46-for-150) over 47 games.

HIT STREAK:

ON-BASE BASE STREAK:

H	4	(2x) Last: 8/1/21 vs. South Bend
R	4	8/1/21 vs. South Bend
HR	2	8/5/21 @ Cedar Rapids
RBI	5	(2x) Last: 8/3/21 @ Cedar Rapids
BB	3	(2x) Last: 5/17/22 @ Arkansas
SB	3	8/22/21 @ South Bend
H	2	(11x) Last: 7/16/21 vs. Arkansas
R	2	(5x) Last: 7/16/21 vs. Arkansas
HR	1	(4x) Last: 8/7/21 @ Arkansas
RBI	3	(2x) Last: 5/23/21 @ Springfield
BB	2	(5x) Last: 5/16/21 vs. Tulsa
SB	1	(2x) Last: 5/3/21 @ Augusta
H	5	6/10/21 @ St. Paul
R	4	7/2/18 vs. Asheville
HR	2	4/27/22 vs. Amarillo
RBI	4	(3x) Last: 6/10/21 @ St. Paul
BB	2	(8x) Last: 5/4/22 @ Springfield
SB	1	(4x) Last: 8/7/21 vs. Columbus
H	4	(2x) Last: 8/21/18 vs. Peoria
R	4	6/26/18 @ Peoria
HR	1	(14x) Last: 6/5/22 vs. Corpus Christi
RBI	7	7/27/18 vs. Beloit
BB	3	(2x) Last: 5/14/19 @ Mobile
SB	1	(13x) Last: 8/31/19 vs. Jacksonville
H	3	(5x) Last: 5/25/22 @ Midland
R	3	8/25/19 @ Augusta
HR	1	(9x) Last: 9/17/21 vs. Springfield
RBI	4	7/20/21 @ Tulsa
BB	3	(3x) Last: 9/1/19 @ Hickory
SB	2	(2x) Last: 7/31/18 @ Pulaski
H	4	(3x) Last: 5/1/22 vs. Amarillo
R	4	(2x) Last: 4/8/22 @ Springfield
HR	1	(7x) Last: 6/17/22 vs. Arkansas
RBI	3	(4x) Last: 9/8/21 vs. Peoria
BB	3	(5x) Last: 4/13/22 vs. Wichita
SB	3	6/20/19 @ Bristol
H	4	8/12/19 @ Greenville
R	4	7/9/21 @ Wisconsin
HR	1	(26x) Last: 6/14/22 vs. Arkansas
RBI	4	(3x) Last: 6/14/22 vs. Arkansas
BB	3	(3x) Last: 7/9/21 @ Wisconsin
SB	1	(9x) Last: Last: 6/9/22 @ Tulsa
H	4	8/6/19 @ Johnson City
R	3	(4x) Last: 8/1/21 vs. South Bend
HR	2	(5x) Last: 7/14/21 @ Beloit
RBI	4	(2x) Last: 8/10/21 vs. Beloit
BB	3	(3x) Last: 4/9/22 @ Springfield
SB	1	8/10/21 vs. Beloit
H	3	(11x) Last: 5/26/22 @ Midland
R	3	(3x) Last: 8/17/21 @ South Bend
HR	2	8/10/21 vs. Beloit
RBI	5	6/24/21 @ Beloit
BB	3	8/27/21 vs. Wisconsin
SB	2	(4x) Last: 5/21/22 @ Arkansas
H	5	8/1/21 vs. South Bend
R	4	8/1/21 vs. South Bend
HR	1	(15x) Last: 6/9/22 @ Tulsa
RBI	5	4/22/22 @ Frisco
BB	3	(2x) Last: 9/5/21 @ Cedar Rapids
SB	2	(2x) Last: 6/10/22 @ Tuls
H	4	5/3/19 vs. Lakeland
R	3	(4x) Last: 5/27/22 @ Midland
HR	1	(21x) Last: 5/24/22 @ Midland
RBI	4	(3x) Last: 5/21/22 @ Arkansas
BB	3	(2x) Last: 6/17/19 vs. Harrisburg
SB	2	6/3/19 @ Daytona
H	3	(5x) Last: 6/15/22 vs. Tulsa
R	3	(2x) Last: 6/13/21 @ Peoria
HR	2	6/2/21 vs. Beloit
RBI	6	6/2/21 vs. Beloit
BB	3	(3x) Last: 6/8/22 @ Peoria
SB	1	(6x) Last: 5/11/22 vs. Wisconsin
H	4	7/29/21 vs. South Bend
R	3	(2x) Last: 8/28/21 vs. Wisconsin
HR	2	8/19/21 @ South Bend
RBI	4	9/8/21 vs. Peoria
BB	2	(5x) Last: 9/8/21 vs. Peoria
SB	1	(2x) Last: 20/16 @ AZL Cubs



SO NICE, THEY DID IT TWICE (OR MORE)	MULTI-HIT GAMES					MULTI-RUN GAMES					MULTI-RBI GAMES					MULTI-BB GAMES					MULTI-K GAMES					MULTI-SB GAMES				
	2	3	4	5+	T	2	3	4	5+	T	2	3	4	5+	T	2	3	4	5+	T	2	3	4	5+	T	2	3	4	5+	T
Bates, Parker	-	-	-	-	-	-	-	-	-	-	-	-	-	-	-	-	-	-	-	-	1	-	-	-	1	1	-	-	-	1
7 Bewley, Brhet	3	1	-	-	4	1	-	-	-	1	-	-	-	-	-	1	-	-	-	1	2	2	-	-	4	-	-	-	-	-
12 Bradley, Tucker	10	2	-	-	12	8	-	-	-	8	2	1	2	-	5	2	-	-	-	2	2	-	-	-	2	2	-	-	-	2
2 Croyley, Tyler	-	-	-	-	-	1	-	-	-	1	-	-	-	-	-	-	-	-	-	-	1	-	-	-	1	-	-	-	-	-
Eaton, Nate	5	4	-	-	9	1	2	-	-	3	4	-	-	-	4	2	-	-	-	2	8	-	-	-	8	1	-	-	-	1
8 Garcia, Maikel	16	3	1	-	20	10	1	1	-	12	3	1	-	-	4	6	1	-	-	7	8	1	1	-	10	2	-	-	-	2
19 Gentry, Tyler	-	1	-	-	1	-	-	-	-	-	-	-	-	-	-	-	-	-	-	-	-	-	-	-	-	-	-	-	-	-
16 Glendinning, Robbie	13	-	-	-	13	3	3	-	-	6	8	3	1	-	12	6	-	-	-	6	14	7	-	-	21	-	-	-	-	-
4 Grotjohn, Ryan	1	-	-	-	1	-	-	-	-	-	3	-	-	-	3	1	-	-	-	1	4	4	-	-	8	-	-	-	-	-
13 Loftin, Nick	13	5	-	-	18	7	3	-	-	10	6	-	-	1	7	3	-	-	-	3	4	1	-	-	5	2	-	-	-	2
Massey, Michael	8	11	-	-	19	8	-	-	-	8	5	2	3	-	10	1	2	-	-	3	8	2	1	-	11	-	-	-	-	-
Matias, Seuly	6	4	-	-	10	2	2	-	-	4	7	4	-	-	11	2	1	-	-	3	14	7	1	-	22	-	-	-	-	-
9 Means, Jake	8	1	-	-	9	4	-	-	-	4	4	2	1	-	7	2	-	-	-	2	11	3	-	-	14	-	-	-	-	-
11 Porter, Logan	14	2	-	-	16	4	-	-	-	4	5	-	-	-	5	5	1	-	-	6	7	-	-	-	7	-	-	-	-	-
1 Rave, John	8	2	-	-	10	3	-	-	-	3	5	4	-	-	9	4	2	-	-	6	10	-	-	-	10	1	-	-	-	1
3 Rivero, Sebastian	4	1	-	-	5	1	1	-	-	2	2	1	-	-	3	3	-	-	-	3	4	1	-	-	5	-	-	-	-	-
44 Stupiensi, Gavin	2	-	-	-	2	-	-	-	-	-	1	-	-	-	1	-	-	-	-	-	3	1	-	-	4	-	-	-	-	-
	111	37	1	0	149	53	12	1	0	66	55	18	7	1	81	38	7	0	0	45	101	29	3	0	133	9	0	0	0	9

HITTING STREAKS

PLAYER	CURRENT	LONGEST	DATES/RESULTS							
			START	END	AVG	2B	3B	HR	RBI	OPS
7 Bewley, Brhet	-	4	5/25	5/28	.368 (7-19)	2	0	0	1	.874
12 Bradley, Tucker	-	6 (3x)	5/19	5/26	.526 (10-19)	1	1	1	6	1.451
2 Croyley, Tyler	3	3	4/17	6/17	.375 (3-8)	1	0	0	0	.944
7 Garcia, Maikel	7	14	4/27	5/12	.397 (23-58)	6	0	0	6	.970
19 Gentry, Tyler	-	2	6/15	6/16	.444 (4-9)	1	0	1	1	1.333
16 Glendinning, Robbie	-	6	4/22	4/29	.391 (9-23)	4	0	1	6	1.158
4 Grotjohn, Ryan	4	4	6/11	6/17	.364 (4-11)	2	0	0	2	.930
13 Loftin, Nick	-	6	5/4	5/10	.480 (12-24)	4	1	1	6	1.321
9 Means, Jake	-	5	5/27	6/1	.444 (8-18)	4	0	1	3	1.398
11 Porter, Logan	-	7	6/1	6/11	.435 (10-23)	2	0	3	6	1.465
1 Rave, John	-	5	5/3	5/8	.368 (7-19)	0	0	0	5	.797
3 Rivero, Sebastian	-	5	4/20	4/27	.333 (8-24)	3	0	2	6	1.028
44 Stupiensi, Gavin	-	2	5/29	6/2	.333 (2-6)	1	0	0	2	.929

BOLD indicates longest streak in 2022 among active players

ON-BASE STREAKS

CURRENT	LONGEST	DATES/RESULTS							
		START	END	AVG	2B	HR	BB	HBP	OBP
-	4 (2x)	6/1	6/5	.083 (1-12)	0	0	4	0	.313
-	8	5/19	5/28	.444 (12-27)	2	2	5	0	.531
3	3	4/17	6/17	.375 (3-8)	1	0	0	1	.444
8	14	4/27	5/12	.397 (23-58)	6	0	8	0	.470
-	3	6/14	6/16	.333 (4-12)	1	1	1	0	.385
4	17	5/21	6/10	.258 (17-66)	3	1	8	3	.354
5	5	6/10	6/17	.364 (4-11)	2	0	1	1	.429
-	16	5/22	6/15	.279 (19-68)	4	2	8	1	.364
-	6	6/9	6/14	.364 (8-22)	2	1	2	0	.417
12	13	5/8	5/28	.408 (20-49)	4	3	8	2	.508
-	8	4/16	4/26	.261 (6-23)	2	2	12	0	.514
-	9	4/20	5/4	.342 (13-38)	5	3	2	1	.381
-	4	5/22	6/2	.286 (4-14)	2	0	1	1	.375

Italics indicates longest personal streak is active

PITCHES/PLATE APPEARANCE & PLATE APPEARANCE DEPTH

PLAYER	AVG. P/PA	TOTAL PA	TOTAL P	LONGEST PA (#)	DATE	INN.	PITCHER	RESULT
Bates, Parker	4.17	12	50	9 (2x)	June 4	▼ 3	Misael Tamarez (CC)	Walk
7 Bewley, Brhet	3.97	69	274	9	June 12	▲ 9	Guillermo Zuniga (TUL)	RBI Walk
12 Bradley, Tucker	3.71	194	720	9	June 15	▼ 6	Collin Kober (ARK)	Walk
2 Croyley, Tyler	3.63	16	58	7	June 14	▼ 5	Jake Haberer (ARK)	Strikeout Swinging
Eaton, Nate	3.79	159	602	8 (2x)	May 22	▲ 6	Peyton Alford (ARK)	Strikeout Swinging
7 Garcia, Maikel	3.77	269	1,013	9	May 3	▲ 9	Michael Brettell (SPR)	Strikeout Swinging
19 Gentry, Tyler	3.24	17	55	7	June 16	▼ 2	Emerson Hancock (ARK)	Home Run (Solo)
16 Glendinning, Robbie	4.35	223	971	11	May 18	▲ 5	Taylor Dollard (ARK)	Groundout (6-3)
4 Grotjohn, Ryan	4.21	61	257	9 (2x)	May 26	▲ 5	Jack Cushing (MID)	Walk
13 Loftin, Nick	3.53	238	841	9 (2x)	June 10	▲ 7	Tanner Dodson (TUL)	Walk
Massey, Michael	3.75	248	930	10 (3x)	May 12	▼ 6	Louie Varland (WCH)	Home Run (Solo)
Matias, Seuly	3.86	194	748	12	June 2	▼ 5	Chandler Casey (CC)	Walk
9 Means, Jake	3.85	189	727	10	June 9	▲ 5	John Rooney (TUL)	Strikeout Swinging
11 Porter, Logan	4.10	177	726	9 (3x)	May 25	▲ 9	Wandisson Charles (MID)	Walk
1 Rave, John	4.23	199	841	8	April 16	▼ 7	Steven Cruz (WCH)	Walk
3 Rivero, Sebastian	3.79	89	337	11	April 22	▲ 9	Lucas Jacobsen (FRI)	Flyout (F9)
44 Stupiensi, Gavin	3.64	39	142	7 (2x)	June 5	▼ 9	Joanase Torres (CC)	Flyout (F7)
	3.88	2,381	9,242					

PINCH HITTING LOG

DATE	INNING	PINCH HITTER	HITTING FOR	RESULT
4/15/2022 vs. Wichita	▼ 9	John Rave	Tyler Croyley	Groundout (3-1)
4/16/2022 vs. Wichita	▼ 8	Maikel Garcia	Ryan Grotjohn	Lineout (L7)
4/17/2022 vs. Wichita	▼ 6	Sebastian Rivero	Tyler Croyley	Single
4/19/2022 @ Frisco	▲ 9	Tucker Bradley	Jake Means	Strikeout Looking
4/21/2022 @ Frisco	▲ 9	Ryan Grotjohn	Logan Porter	Strikeout Swinging
4/21/2022 @ Frisco	▲ 9	Gavin Stupiensi	Jake Means	Flyout (F9)
4/22/2022 @ Frisco	▲ 9	Ryan Grotjohn	Micheal Massey	Strikeout Swinging
4/26/2022 vs. Amarillo	▼ 8	Tucker Bradley	Jake Means	Flyout (F8)
4/27/2022 vs. Amarillo	▼ 8	Gavin Stupiensi	Logan Porter	Strikeout Swinging
4/30/2022 vs. Amarillo	▼ 9	Robbie Glendinning	Ryan Grotjohn	Strikeout Swinging
5/18/2022 @ Arkansas	▲ 9	Tucker Bradley	Jake Means	RBI Groundout (3U)
5/19/2022 @ Arkansas	▲ 9	Ryan Grotjohn	Logan Porter	Flyout (F7)
5/29/2022 @ Midland	▲ 9	Logan Porter	Gavin Stupiensi	Strikeout Swinging
6/3/2022 vs. Corpus Christi	▼ 7	Tucker Bradley	Micheal Massey	Strikeout Swinging

Growlin' Chickens Pinch Hitters: 1-for-14, 7 K

Most-Used Pinch Hitter:

Tucker Bradley (4x)

Most Frequently Pinch-Hit For

Jake Means (4x)

GROWLIN' CHICKENS 10-PITCH AT-BAT LOG (9)

DATE	INNING	PITCHES	BATTER	PITCHER	RESULT
April 10 @ Springfield	▲ 7	10	Michael Massey	Sean Kealey	Walk
April 16 vs. Wichita	▼ 7	12	John Rave	Steven Cruz	Walk
April 22 @ Frisco	▲ 9	11	Sebastian Rivero	Lucas Jacobsen	Flyout (F9)
April 22 @ Frisco	▲ 7	10	Michael Massey	Nick Staff	Walk
May 13 vs. Wichita	▼ 6	10	Michael Massey	Louie Varland	HOME RUN
May 17 @ Arkansas	▲ 5	10	John Rave	Peyton Alford	Walk
May 18 @ Arkansas	▲ 5	11	Robbie Glendinning	Taylor Dollard	Groundout (5-3)
June 2 vs. Corpus Christi	▼ 5	12	Seuly Matias	Chandler Casey	Walk
June 9 @ Tulsa (G1)	▲ 5	10	Jake Means	John Rooney	Strikeout Swng.

AUTOMATIC STRIKES CALLED ON GROWLIN' CHICKENS HITTERS (3)

DATE	INNING	UMPIRE	HITTER	COUNT AT CALL	BATTER RESULT (COUNT)
4/15/2022 vs. Wichita	▼ 1	Isaias Barba	Maikel Garcia	0-0	Strikeout (2-2)
4/21/2022 @ Frisco	▲ 9	Benjamin Engstrand	Gavin Stupiensi	1-0	Flyout, F9 (1-1)
6/20/2022 @ Tulsa	▲ 2	Tanner Dobson	Robbie Glendinning	0-1	Lineout, L4 (2-2)



HR #	PLAYER (SEASON NO.)	GM # – DATE	OPPONENT	DIRECTION	ON BASE	INNING	OUTS	COUNT	SCORE	FINAL
1	Jake Means (1)	3 – 4/10/2022	@ Springfield	RCF	1	2	2	1-1	2-3	L, 10-5
2	John Rave (1)	10 – 4/19/2022	@ Frisco	RF	1	3	1	2-2	2-0	L, 4-3
3	Robbie Glendinning (1)	11 – 4/20/2022	@ Frisco	LCF	0	2	2	3-1	1-0	W, 7-2
4	Nick Loftin (1)	11 – 4/20/2022	@ Frisco	LCF	1	3	1	0-0	3-1	W, 7-2
5	Seuly Matias (1)	11 – 4/20/2022	@ Frisco	LF	1	5	1	1-1	5-2	W, 7-2
6	John Rave (2)	12 – 4/21/2022	@ Frisco	LCF	0	2	1	2-1	1-0	L, 12-2
7	Seuly Matias (2)	12 – 4/21/2022	@ Frisco	LCF	0	4	0	0-2	2-7	L, 12-2
8	Michael Massey (1)	13 – 4/22/2022	@ Frisco	LCF	1	1	1	1-1	2-0	W, 11-2
9	Nick Loftin (1)	13 – 4/22/2022	@ Frisco	LCF	3	2	2	0-0	6-0	W, 11-2
10	Tucker Bradley (1)	14 – 4/23/2022	@ Frisco	LCF	3	5	1	2-1	9-0	W, 12-4
11	Michael Massey (2)	14 – 4/23/2022	@ Frisco	CF	0	8	1	0-2	11-3	W, 12-4
12	Nate Eaton (1)	14 – 4/23/2022	@ Frisco	LCF	0	9	0	3-2	12-3	W, 12-4
13	Michael Massey (3)	15 – 4/24/2022	@ Frisco	RCF	0	4	0	1-0	1-2	W, 4-3
14	Robbie Glendinning (2)	16 – 4/26/2022	vs. Amarillo	LCF	2	11	2	1-1	5-6	L, 6-5
15	Seuly Matias (3)	17 – 4/27/2022	vs. Amarillo	LF	0	2	0	0-0	2-2	W, 12-6
16	Sebastian Rivero (1)	17 – 4/27/2022	vs. Amarillo	LF	0	4	0	0-1	3-3	W, 12-6
17	Sebastian Rivero (2)	17 – 4/27/2022	vs. Amarillo	LF	1	6	2	0-0	12-5	W, 12-6
18	Jake Means (2)	18 – 4/28/2022	vs. Amarillo	LF	0	3	0	0-1	1-0	L, 9-5
19	Nate Eaton (2)	19 – 4/29/2022	vs. Amarillo	LF	0	2	0	1-0	1-0	W, 8-7
20	Sebastian Rivero (3)	20 – 4/30/2022	vs. Amarillo	RCF	0	2	2	1-1	1-2	L, 7-5
21	Ryan Grotjohn (1)	20 – 4/30/2022	vs. Amarillo	RCF	1	2	2	3-2	3-2	L, 7-5
22	Michael Massey (4)	20 – 4/30/2022	vs. Amarillo	RCF	1	3	1	1-2	5-2	L, 7-5
23	Logan Porter (1)	21 – 5/1/2022	vs. Amarillo	LF	1	2	1	0-1	3-1	W, 9-5
24	Robbie Glendinning (3)	21 – 5/1/2022	vs. Amarillo	LF	1	3	2	0-0	5-2	W, 9-5
25	Michael Massey (5)	21 – 5/1/2022	vs. Amarillo	RF	2	7	0	1-2	8-2	W, 9-5
26	Robbie Glendinning (4)	23 – 5/4/2022	@ Springfield	LF	1	5	0	1-0	7-1	W, 13-3
27	Seuly Matias (4)	24 – 5/5/2022	@ Springfield	LCF	0	5	1	1-1	2-4	W, 9-6
28	Brhet Bewley (1)	24 – 5/5/2022	@ Springfield	LCF	0	6	0	1-0	3-5	W, 9-6
29	Tucker Bradley (2)	24 – 5/5/2022	@ Springfield	RF	0	6	0	2-2	4-5	W, 9-6
30	Nick Loftin (3)	24 – 5/5/2022	@ Springfield	LCF	1	7	1	1-1	9-5	W, 9-6
31	Nate Eaton (3)	27 – 5/8/2022	@ Springfield	LCF	0	2	0	1-0	1-0	W, 9-5
32	Logan Porter (2)	27 – 5/8/2022	@ Springfield	LF	0	5	0	2-0	2-0	W, 9-5
33	Seuly Matias (5)	28 – 5/10/2022	vs. Wichita	LCF	2	3	2	0-1	4-0	W, 7-4
34	Robbie Glendinning (5)	28 – 5/10/2022	vs. Wichita	LF	0	8	1	0-2	7-4	W, 7-4
35	Logan Porter (3)	29 – 5/11/2022	vs. Wichita	LCF	0	7	0	3-1	1-3	L, 4-3
36	Michael Massey (6)	30 – 5/12/2022	vs. Wichita	LF	0	6	0	3-2	4-4	L, 10-4
37	Tucker Bradley (3)	31 – 5/13/2022	vs. Wichita	RCF	3	5	0	0-0	4-0	W, 7-0
38	Nick Loftin (4)	31 – 5/13/2022	vs. Wichita	LF	1	7	2	3-1	7-0	W, 7-0
39	Logan Porter (4)	32 – 5/14/2022	vs. Wichita	RCF	0	2	2	2-2	1-4	L, 7-6
40	Michael Massey (7)	37 – 5/21/2022	@ Arkansas	RF	2	3	1	0-0	4-4	W, 11-4
41	John Rave (3)	38 – 5/22/2022	@ Arkansas	RF	2	3	2	1-1	5-0	W, 10-5
42	Tucker Bradley (4)	38 – 5/22/2022	@ Arkansas	RCF	2	5	2	1-1	10-1	W, 10-5
43	Robbie Glendinning (6)	39 – 5/24/2022	@ Midland	RF	1	1	2	0-1	2-0	W, 8-5
44	Michael Massey (8)	39 – 5/24/2022	@ Midland	RCF	3	7	2	1-2	7-3	W, 8-5
45	Seuly Matias (6)	40 – 5/25/2022	@ Midland	LF	0	2	1	2-2	2-0	W, 11-3
46	Nate Eaton (4)	40 – 5/25/2022	@ Midland	LF	0	5	1	2-0	6-1	W, 11-3
47	Nick Loftin (5)	42 – 5/27/2022	@ Midland	LCF	0	3	2	1-0	7-1	W, 14-6
48	Seuly Matias (7)	43 – 5/28/2022	@ Midland	LF	0	6	0	0-1	5-5	W, 9-7
49	Tucker Bradley (5)	43 – 5/28/2022	@ Midland	CF	0	8	2	0-1	6-7	W, 9-7
50	Jake Means (3)	44 – 5/29/2022	@ Midland	LCF	0	8	0	0-0	1-3	L, 3-1
51	Seuly Matias (8)	45 – 5/31/2022	vs. Corpus Christi	LF	0	7	0	3-2	7-8	L, 8-7
52	Jake Means (4)	48 – 6/3/2022	vs. Corpus Christi	LF	2	2	2	0-0	3-0	L, 5-4
53	Logan Porter (5)	48 – 6/3/2022	vs. Corpus Christi	LF	0	8	1	0-0	4-5	L, 5-4
54	Logan Porter (6)	49 – 6/4/2022	vs. Corpus Christi	CF	0	2	0	3-2	1-2	W, 6-5
55	Seuly Matias (9)	49 – 6/4/2022	vs. Corpus Christi	LF	1	10	2	1-1	6-5	W, 6-5
56	Tucker Bradley (6)	50 – 6/5/2022	vs. Corpus Christi	LF	1	4	0	3-2	2-8	L, 17-4
57	Ryan Grotjohn (2)	50 – 6/5/2022	vs. Corpus Christi	LF	1	8	1	1-0	4-15	L, 17-4
58	John Rave (4)	51 – 6/7/2022	@ Tulsa	RCF	0	9	2	1-1	2-5	L, 5-2
59	Nick Loftin (6)	52 – 6/9/2022	@ Tulsa	LF	0	4	1	2-1	1-3	W, 5-3
60	Logan Porter (7)	52 – 6/9/2022	@ Tulsa	LF	1	4	1	1-1	3-3	W, 5-3
61	Michael Massey (9)	54 – 6/10/2022	@ Tulsa	RCF	1	3	1	0-1	3-1	W, 13-4
62	Seuly Matias (10)	54 – 6/10/2022	@ Tulsa	LCF	0	6	0	1-2	5-4	W, 13-4
63	Maikel Garcia (1)	54 – 6/10/2022	@ Tulsa	LF	2	7	2	3-1	13-4	W, 13-4
64	John Rave (5)	55 – 6/11/2022	@ Tulsa	RF	2	5	1	1-2	4-7	L, 9-4
65	Jake Means (5)	57 – 6/14/2022	vs. Arkansas	LF	1	3	0	1-1	2-1	W, 7-5
66	Tyler Gentry (1)	59 – 6/16/2022	vs. Arkansas	RCF	0	2	1	3-2	1-6	L, 13-8
67	Maikel Garcia (2)	60 – 6/17/2022	vs. Arkansas	LCF	0	1	0	2-0	1-0	L, 13-2



HOME RUN BREAKDOWN

PLAYER	2022 TOTAL	HOME ROAD		RHP	LHP	OUTS			RUNNERS ON				DIRECTION					LAST			
						0	1	2	SOLO	2-RUN	3-RUN	GRAND SLAM	LF	LCF	CF	RCF	RF	DATE	OPP	KIND	INN PA SINCE
Seuly Matias	10	4	6	8	2	5	3	2	7	2	1	-	6	4	-	-	-	June 10	@ Tulsa	Solo	▲ 6
Michael Massey	9	3	6	7	2	3	5	1	3	3	2	1	1	1	1	4	2	June 10	@ Tulsa	2-Run	▲ 3
Logan Porter	7	5	2	5	2	3	3	1	5	2	-	-	4	1	1	1	-	June 9	@ Tulsa	2-Run	▲ 4 26
Nick Loftin	6	1	5	3	3	-	3	3	2	3	-	1	2	4	-	-	-	June 9	@ Tulsa	Solo	▲ 4 38
Tucker Bradley	6	2	4	6	-	3	1	2	2	1	1	2	1	1	1	2	1	June 5	vs. Corpus Christi	2-Run	▼ 4 37
Robbie Glendinning	6	3	3	4	2	1	1	4	2	3	1	-	3	2	-	-	1	May 24	@ Midland	2-Run	▲ 1 79
Jake Means	5	3	2	4	1	3	-	2	2	2	1	-	3	1	-	1	-	June 14	vs. Arkansas	2-Run	▼ 3 12
John Rave	5	-	5	5	-	-	3	2	2	1	2	-	-	1	-	1	3	June 11	@ Tulsa	3-Run	▲ 5 23
Nate Eaton	4	1	3	4	-	2	2	-	4	-	-	-	2	2	-	-	-	May 25	@ Midland	Solo	▲ 5
Sebastian Rivero	3	3	-	3	-	1	-	2	2	1	-	-	2	-	-	1	-	April 30	vs. Amarillo	Solo	▼ 3 26
Maikel Garcia	2	1	1	2	-	1	1	-	1	-	1	-	1	1	-	-	-	June 17	vs. Arkansas	Solo	▼ 1 3
Ryan Grotjohn	2	2	-	2	-	-	1	1	-	2	-	-	-	-	-	1	-	June 5	vs. Corpus Christi	2-Run	▼ 8 17
Tyler Gentry	1	1	-	1	-	-	1	-	1	-	-	-	-	-	-	1	-	June 16	vs. Arkansas	Solo	▼ 2 7
Brhet Bewley	1	-	1	1	-	1	-	-	1	-	-	-	-	1	-	-	-	May 5	@ Springfield	Solo	▲ 6 65
	67	29	38	55	12	23	24	20	34	20	9	4	26	19	3	12	7				

INNING DISTRIBUTION

1st Inning	2nd Inning	3rd Inning	4th Inning	5th Inning	6th Inning	7th Inning	8th Inning	9th Inning	10th Inning	11th Inning
3	15	11	6	9	6	7	6	2	1	1

NOTABLE GROWLIN' CHICKENS HOME RUNS

BACK-TO-BACK HOMERS (1)		2-HOMER GAMES (1)		3-HOMER GAMES (0)		GRAND SLAMS (4)	
PLAYERS	DATE/OPPONENT (INN.)	PLAYER (CAREER NO.)	DATE/OPPONENT	PLAYER (CAREER NO.)	DATE/OPPONENT	PLAYER (CAREER NO.)	DATE/OPPONENT (INN.)
Brhet Bewley & Tucker Bradley	5/5 @ Springfield (6th)	Sebastian Rivero (1st)	4/27 vs. Amarillo			Nick Loftin (2nd)	4/22 @ Frisco (2nd)
						Tucker Bradley (1st)	4/23 @ Frisco (5th)
						Tucker Bradley (2nd)	5/13 vs. Wichita (5th)
						Michael Massey (2nd)	5/24 @ Midland (7th)

LEADOFF HOMERS (1)		INSIDE-THE PARK HOMERS (0)		PINCH-HIT HOMERS (0)		WALK-OFF HOMERS (1)	
PLAYER (CAREER NO.)	DATE/OPPONENT	PLAYER (CAREER NO.)	DATE/OPPONENT (INN.)	PLAYER (CAREER NO.)	DATE/OPPONENT (INN.)	PLAYER (CAREER NO.)	DATE/OPPONENT
Maikel Garcia (2nd)	6/17 vs. Arkansas					Seuly Matias	6/4 vs. Corpus Christi

HOME RUN SITUATION	# OF	DATE OF LAST	BATTER ('22 HR #)	PITCHER	COUNT	RUNNERS ON	OUTS	INNING	SCORE @ HR	FINAL
GO-AHEAD HOME RUN	20	June 17 vs. Arkansas	Maikel Garcia (2)	Taylor Dollard	2-0	0	0	▼ 1	1-0	L, 13-2
GAME-TYING HOME RUN	6	June 9 @ Tulsa	Logan Porter (7)	John Rooney	1-1	1	1	▲ 4	3-3	W, 5-4 (7)

NOTABLE OPPOSING HOME RUNS

BACK-TO-BACK HOMERS (2)		2-HOMER GAMES (5)		3-HOMER GAMES (0)		GRAND SLAMS (1)	
PLAYERS	DATE/OPPONENT (INN.)	PLAYER (CAREER NO.)	DATE/OPPONENT	PLAYER (CAREER NO.)	DATE/OPPONENT	PLAYER	DATE/OPPONENT (INN.)
Leandro Cedeño & Jorge Barrosa	5/1 vs. Amarillo (8th)	Dio Arias (1st)	4/21 @ Frisco			Justin Foscue	4/21 @ Frisco (3rd)
Alex Isola & Andrew Bechtold	5/10 vs. Wichita (4th)	Leandro Cedeño (4th)	4/30 vs. Amarillo				
		Andy Pages (8th)	6/7 @ Tulsa				
		Joe Rizzo (3rd)	6/14 vs. Arkansas				
		Cade Marlowe (3rd)	6/17 vs. Arkansas				
LEADOFF HOMERS (1)		INSIDE-THE PARK HOMERS (0)		PINCH-HIT HOMERS (0)		WALK-OFF HOMERS (0)	
PLAYER	DATE/OPPONENT	PLAYER	DATE/OPPONENT (INN.)	PLAYER	DATE/OPPONENT (INN.)	PLAYER	DATE/OPPONENT
Jonathan Ornelas	4/24 @ Frisco						



AFTER-INNING RECORDS

LEADING TRAILING TIED

AFTER 1 INNING	9-6	6-13	12-13
AFTER 2 INNINGS	11-7	8-15	9-9
AFTER 3 INNINGS	17-8	6-17	5-6
AFTER 4 INNINGS	17-7	5-18	6-6
AFTER 5 INNINGS	21-7	5-21	2-3
AFTER 6 INNINGS	23-7	3-20	2-4
AFTER 7 INNINGS	23-2	1-25	2-4
AFTER 8 INNINGS	23-0	1-27	2-4

BIG INNINGS

DATE INNING RUNS

1. 6/10 @ Tulsa	7th Inning	8
4/12 vs. Wichita	1st Inning	8
3. 4/27 vs. Amarillo	4th Inning	7
4. 5/27 @ Midland	2nd Inning	6
5/4 @ Springfield	9th Inning	6
6. 5/24 @ Midland	7th Inning	5
5/5 @ Springfield	6th Inning	5
5/4 @ Springfield	3rd Inning	5
4/22 @ Frisco	3rd Inning	5
4/9 @ Springfield	8th Inning	5

SCORE BY INNINGS

	1	2	3	4	5	6	7	8	9	10	11+	TOTAL
Growlin' Chickens	27	38	58	42	55	23	59	22	26	6	4	360
Opponents	38	41	60	25	38	38	48	36	12	6	5	347
Difference	-11	-3	-2	17	17	-15	11	-14	14	0	-1	13

SCORE BY INNINGS V. ARKANSAS

	1	2	3	4	5	6	7	8	9	10	11+	TOTAL
Growlin' Chickens	3	4	10	7	11	1	5	5	2	0	0	48
Travelers	12	6	8	6	7	10	8	10	1	1	0	69
vs. Arkansas Difference	-9	-2	2	1	4	-9	-3	-5	1	-1	0	-21

MULTI-RUN INNINGS

	2	3	4	5	6	7	8	9	10+	TOTAL
Growlin' Chickens	36	25	14	5	2	1	2	-	-	85
Opponents	58	16	7	4	3	3	-	-	-	91

RECORD BY RUNS SCORED/ALLOWED

RUNS	0	1	2	3	4	5	6	7	8	9	10	11+
SCORED	0-1	0-6	0-5	1-3	2-6	1-6	1-2	5-1	5-0	4-0	1-0	9-1
ALLOWED	3-0	0-0	3-3	5-1	4-3	7-6	4-3	2-4	1-1	0-2	0-2	0-6

RECORD BY MARGIN OF VICTORY/DEFEAT

1 Run	2 Runs	3 Runs	4 Runs	5 Runs	6 Runs	7 Runs	8 Runs	9 Runs	10+ Runs
3-13	3-3	7-2	4-3	2-3	2-2	2-1	3-0	2-0	1-4

2022 WALK-OFF TRACKER

GAME #	DATE	OPPONENT	FINAL (INN.)	PLAYER	WINNING RUN	PITCHER	HOW	OUTS	COUNT
33	May 18	@ Arkansas	L, 7-5 (10)	Zach DeLoach	Jack Larsen	Walter Pennington	RBI single to right field	2	0-1
41	May 26	@ Midland	L, 2-1 (10)	Shane Selman	Logan Davidson	Zack Phillips	RBI single to right-center field	2	2-2
49	June 4	vs. Corpus Christi	W, 6-5 (10)	Seuly Matias	Seuly Matias	Devin Conn	2-run home run to left field	2	1-1

Bold Indicates Growlin' Chickens Walk-off

2022 GROWLIN' CHICKENS EJECTIONS (2)

DATE	INNING	WHO	WHY	UMPIRE
June 2 vs. Corpus Christi	▼ 7	Robbie Glendinning (1B)	Arguing Balls/Strikes	Steven Rios Jr. (HP)
June 3 vs. Corpus Christi	▼ 5	Michael Massey (DH)	Arguing Balls/Strikes	Mike Carroll (HP)

2022 GROWLIN' CHICKENS MONTH BY MONTH

HITTING

MONTH	AVG	G	AB	R	H	TB	2B	3B	HR	RBI	BB	IBB	SO	SB	CS	OBP	SLG	OPS	SAC	SF	HBP	GIDP	LOB
APRIL	.261	20	690	126	180	291	37	4	22	112	97	1	183	32	5	.357	.422	.779	4	9	11	14	151
MAY	.285	25	892	160	254	406	53	6	29	151	94	3	222	31	7	.353	.455	.808	8	15	9	18	190
JUNE	.226	15	487	74	110	184	26	0	16	68	59	0	151	19	3	.318	.378	.696	1	5	9	6	99
JULY																							
AUGUST																							
SEPTEMBER																							
TOTAL	.263	60	2069	360	545	882	116	10	67	331	250	4	556	82	15	.347	.426	.773	13	29	29	38	440

PITCHING

MONTH	W	L	ERA	G	GS	CG	SHO	GF	HLD	SV	SVO	IP	H	R	ER	HR	HB	BB	SO	WP	BK	WHIP	AVG
APRIL	9	11	5.98	20	20	0	0	20	3	3	5	179.0	194	127	119	25	11	87	158	17	1	1.57	.276
MAY	13	12	4.43	25	25	0	2	25	4	3	6	219.1	197	120	108	25	12	123	249	9	1	1.46	.239
JUNE	7	8	6.44	15	15	1	1	14	1	2	3	130.0	138	100	93	24	9	79	147	7	2	1.67	.268
JULY																							
AUGUST																							
SEPTEMBER																							
TOTAL	29	31	5.45	60	60	1	3	59	8	8	14	528.1	529	347	320	74	32	289	554	33	4	1.55	.259

**HOME/AWAY**

Home Games.....	10-17
Away Games.....	19-14

MONTH

April.....	9-11
May.....	13-12
June.....	7-8
July.....	
August.....	
September.....	

OPPONENT

vs. Amarillo.....	3-3
vs. Arkansas.....	3-7
vs. Corpus Christi.....	2-4
vs. Frisco.....	4-2
vs. Midland.....	4-2
vs. San Antonio.....	5-4
vs. Springfield.....	4-2
vs. Tulsa.....	4-7
vs. Wichita.....	4-7

DAY OF THE WEEK

on Monday.....	
on Tuesday.....	4-6
on Wednesday.....	5-4
on Thursday.....	4-7
on Friday.....	6-4
on Saturday.....	5-5
on Sunday.....	5-4

PITCHING

vs. Left-Handed Starter.....	7-1
vs. Right-Handed Starter.....	22-30
WITH Left-Handed Starter.....	23-19
WITH Right-Handed Starter.....	6-12

SCORING

1-Run Games.....	3-13
2-Run Games.....	3-3
3-4-Run Games.....	11-5
5+ Run Games.....	12-10
Extra Innings.....	2-4
Shutouts.....	3-1
Doubleheaders.....	2-0 (1 Sweep)
Scoring 0-2 Runs.....	0-12
3-5 Runs.....	4-15
6-9 Runs.....	15-3
10+ Runs.....	10-1
Opponent 0-2 Runs.....	6-3
3-5 Runs.....	16-10
6-9 Runs.....	7-10
10+ Runs.....	0-8
Scored in 1st Inning.....	10-6
Opponent scored in 1st.....	8-13
Scores first.....	18-10
Opponent scores first.....	11-21

HITTING

Growlin' Chickens 0-5 hits.....	2-9
6-9 hits.....	8-16
10+ hits.....	19-6
Opponent 0-5 hits.....	7-2
6-9 hits.....	15-10
10+ hits.....	7-19
Hit 0 home runs.....	7-14
1 home run.....	6-13
2 home runs.....	10-3
3+ home runs.....	6-1
Opponent hit 0 home runs.....	11-6
1 home run.....	9-12
2 home runs.....	7-8
3+ home runs.....	2-5
Out-hit opponent.....	25-6
Out-hit by opponent.....	2-23
Hits are tied.....	2-2
Leave 0-5 runners on base.....	7-6
6-9 on base.....	16-19
10+ on base.....	6-6

FIELDING

Made 0 errors.....	21-13
1 error.....	5-9
2+ errors.....	3-9
Opponent made 0 errors.....	6-15
1 error.....	14-8
2+ errors.....	9-7

TEAM HIGHS

LONGEST WIN STREAK.....	4 Games.....	May 21-22, 24-25
LONGEST LOSING STREAK.....	5 Games (2x).....	May 14, May 17-20
LONGEST HOME WINNING STREAK.....	2 Games (2x).....	Last: May 1, May 10
LONGEST HOME LOSING STREAK.....	5 Games.....	April 14-17, 26
LONGEST ROAD WINNING STREAK.....	4 Games.....	Last: May 21-22, 24-25
LONGEST ROAD LOSING STREAK.....	4 Games.....	May 17-20
LARGEST MARGIN OF VICTORY.....	10 Runs.....	May 4 @ Springfield, 13-3 W
LARGEST MARGIN OF DEFEAT.....	15 Runs.....	June 16 vs. Arkansas, 18-3 L
LONGEST GAME, INNINGS.....	11 Innings.....	April 26 vs. Amarillo, 6-5 L
LONGEST GAME, TIME.....	3:55.....	April 8 @ Springfield, 11-8 W
LONGEST 9-INNING GAME, TIME (PRE-PITCH CLOCK).....	3:55.....	April 8 @ Springfield, 11-8 W
LONGEST 9-INNING GAME, TIME (POST-PITCH CLOCK).....	3:12.....	June 16 vs. Arkansas, 18-3 L
SHORTEST 9-INNING GAME, TIME.....	1:58.....	May 29 @ Midland, 3-1 L
SHORTEST GAME, TIME.....	1:41.....	Game 2 - June 9 @ Tulsa, 3-0 W (7 Innings)
LARGEST COMEBACK WIN.....	4 Runs (4x).....	Last: After the 3rd inning, May 28 @ Midland, 9-7 W (10)
LARGEST MARGIN OF LEAD SURRENDERED (LOSS).....	5 Runs.....	After the top of the 5th inning, May 17 @ Arkansas, 7-6 L (10)
MOST ERRORS, TEAM.....	5.....	June 16 vs. Arkansas, 18-3 L
MOST ERRORS, PLAYER.....	2 (2x).....	Last: June 16 vs. Arkansas, 18-3 L
SMALLEST CROWD, HOME.....	1,950.....	April 17 vs. Wichita, 5-1 L
LARGEST CROWD, HOME.....	5,857.....	April 30 vs. Amarillo, 7-5 L
LARGEST CROWD, ROAD.....	7,977, ONEOK Field (Tulsa).....	June 10 @ Tulsa, 13-4 W
WARMEST FIRST PITCH.....	98°.....	May 28 @ Midland, 9-7 W (10)
COLDEST FIRST PITCH.....	42°.....	April 8 @ Springfield, 11-8 W

OFFENSIVE HIGHS

MOST RUNS SCORED, GAME.....	14.....	May 27 @ Midland, 14-6 W
MOST RUNS SCORED, INNING.....	8 (2x).....	Last: 7th Inning, June 10 @ Tulsa, 13-4 W
MOST CONSECUTIVE INNINGS SCORED.....	7 (2x) *	Last: 1st through 7th Innings, May 25 @ Midland, 11-3 W
FEWEST HITS, GAME.....	2 (2x).....	Last: April 21 @ Frisco, 12-2 L
MOST HITS, GAME.....	17 (3x).....	May 27 @ Midland, 14-6 W
MOST DOUBLES, GAME.....	5 (3x).....	Last: May 27 @ Midland, 14-6 W
MOST TRIPLES, GAME.....	1 (10x).....	Last: May 28 @ Midland, 9-7 W (10)
MOST HOME RUNS, GAME.....	4.....	May 5 @ Springfield, 9-6 W
MOST RBI, GAME.....	13 (2x).....	Last: June 10 @ Tulsa, 13-4 W
MOST RUNNERS LOB, GAME.....	12 (2x).....	Last: May 27 @ Midland, 14-6 W
MOST TOTAL BASES, GAME.....	32.....	May 5 @ Springfield, 9-6 W
MOST WALKS, GAME.....	9 (4x).....	Last: June 10 @ Tulsa, 13-4 W
MOST STRIKEOUTS, GAME.....	17.....	June 7 @ Tulsa, 5-2 L
FEWEST STRIKEOUTS, GAME.....	3.....	May 8 @ Springfield, 9-5 W
MOST STOLEN BASES, GAME.....	5 (3x).....	Last: June 10 @ Tulsa, 13-4 W
MOST HIT BY PITCHES.....	3 (2x).....	Last: June 10 @ Tulsa, 13-4 W

INDIVIDUAL OFFENSIVE HIGHS

MOST RUNS, GAME.....	4, Maikel Garcia ^	April 8 @ Springfield, 11-8 W
MOST HITS, GAME.....	4, Maikel Garcia.....	May 1 vs. Amarillo, 9-5 W
MOST DOUBLES, GAME.....	3, Nick Loftin ^	May 4 @ Springfield, 13-3 W
MOST TRIPLES, GAME.....	1 (10x).....	Last: Seuly Matias, May 28 @ Midland, 9-7 W (10)
MOST HOME RUNS, GAME.....	2, Sebastian Rivero.....	April 27 vs. Amarillo, 12-6 W
MOST RBI, GAME.....	5, Nick Loftin.....	April 22 @ Frisco, 11-2 W
MOST WALKS, GAME.....	3 (7x).....	Last: Michael Massey, June 10 @ Tulsa, 13-4 W
MOST STRIKEOUTS, GAME.....	4 (3x).....	Last: Michael Massey, June 7 @ Tulsa, 5-2 L
MOST STOLEN BASES, GAME.....	2 (9x).....	Last: Nick Loftin, June 10 @ Tulsa, 13-4 W
MOST HIT BY PITCHES, GAME.....	2, Nick Loftin.....	April 27 vs. Amarillo, 12-6 W

PITCHING HIGHS

MOST RUNS ALLOWED, GAME.....	18.....	June 16 vs. Arkansas, 18-3 L
MOST RUNS ALLOWED, INNING.....	7 (3x).....	Last: 3rd Inning, June 16 vs. Arkansas, 18-3 L
FEWEST HITS ALLOWED, GAME.....	2.....	June 2 vs. Corpus Christi, 8-2 W
MOST HITS ALLOWED, GAME.....	16 (2x).....	Last: June 5 vs. Corpus Christi, 17-4 L
FEWEST STRIKEOUTS, GAME.....	0 ^	April 10 @ Springfield, 10-5 L
MOST STRIKEOUTS, GAME.....	18.....	June 4 vs. Corpus Christi, 6-5 W (10)
FEWEST WALKS ALLOWED, GAME.....	0 (2x).....	Last: June 11 @ Tulsa, 9-4 L
MOST WALKS ALLOWED, GAME.....	16 *	June 5 vs. Corpus Christi, 17-4 L
MOST HOME RUNS ALLOWED, GAME.....	5.....	June 17 vs. Arkansas, 13-2 L

INDIVIDUAL PITCHING HIGHS

MOST RUNS ALLOWED, GAME.....	8 (2x).....	Last: Alec Marsh, June 11 @ Tulsa, 9-4 L
MOST EARNED RUNS ALLOWED, GAME.....	8 (2x).....	Last: Alec Marsh, June 11 @ Tulsa, 9-4 L
FEWEST HITS ALLOWED, GAME (STARTER).....	0, Anthony Veneziano (0.2 IP).....	April 9 @ Springfield, 14-11 L
MOST HITS ALLOWED, GAME.....	10, Alec Marsh.....	June 11 @ Tulsa, 9-4 L
MOST HOME RUNS ALLOWED, GAME.....	3 (3x).....	Last: Alec Marsh, June 17 vs. Arkansas, 13-2 L
MOST STRIKEOUTS.....	10 (4x).....	Last: Ángel Zerpa, June 4 vs. Corpus Christi, 6-5 W (10)
MOST CONSECUTIVE STRIKEOUTS.....	8, Alec Marsh (2nd to 4th Innings) *	May 19 @ Arkansas, 5-0 L
MOST WALKS ALLOWED, GAME.....	6, Marcelo Martinez.....	May 10 vs. Wichita, 7-4 W
MOST INNINGS PITCHED, STARTER.....	7.0 (3x).....	Last: Anthony Veneziano, Game 2 - June 9 @ Tulsa, 3-0 W (7)
MOST PITCHES THROWN, STARTER.....	100, Drew Parrish.....	May 20 @ Arkansas, 2-1 L
MOST INNINGS PITCHED, RELIEVER.....	4.2, Anthony Veneziano.....	May 14 vs. Wichita, 7-6 L
MOST PITCHES THROWN, RELIEVER.....	74, Dante Biasi.....	May 21 @ Arkansas, W, 11-4 (8)

^ Indicates All-Time Record Tied

* Indicates All-Time Record Set



16

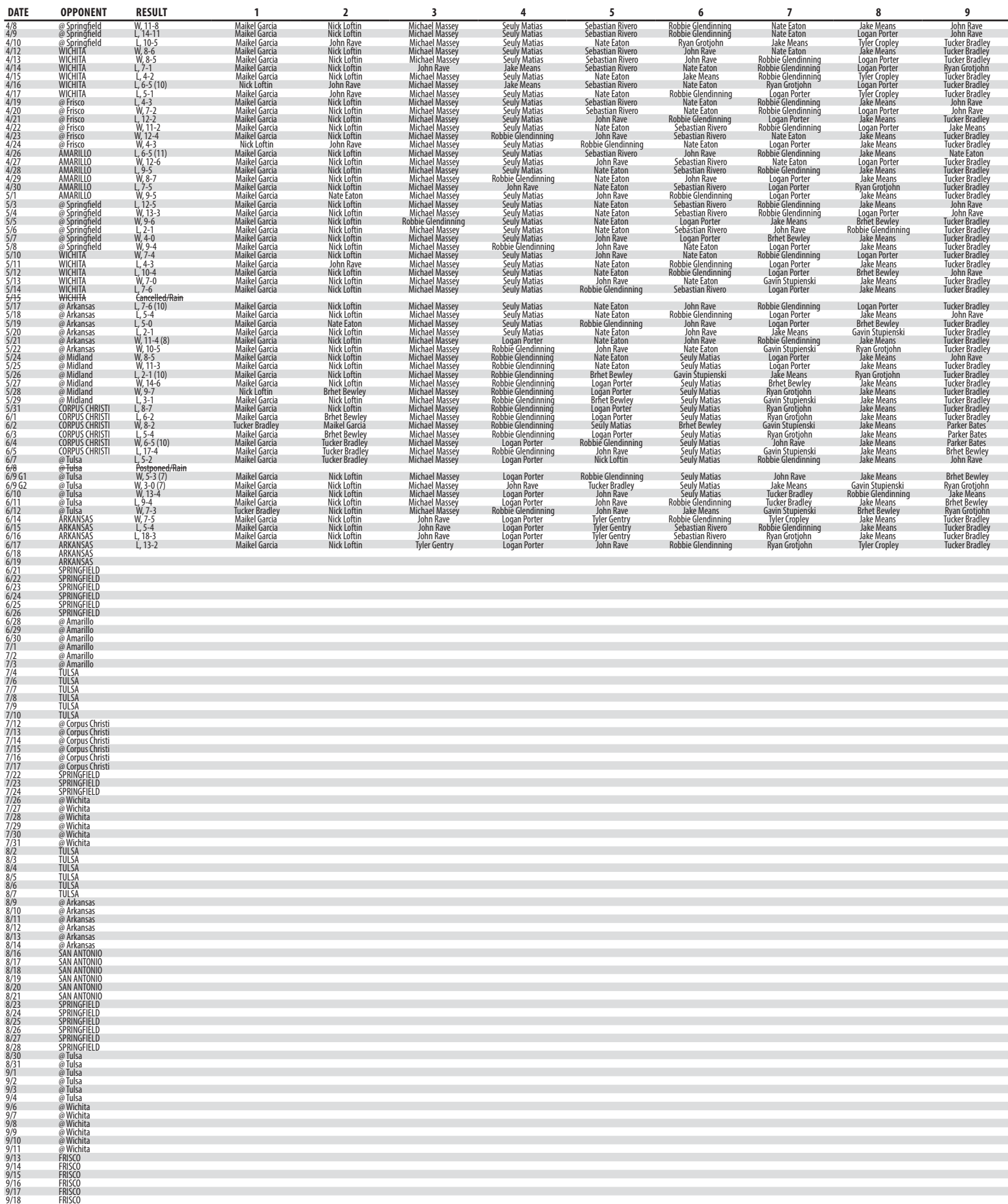
GAME-BY-GAME STARTERS





17

GAME-BY-GAME STARTERS





LF

Tucker Bradley, 33 (16-17)
John Rave, 18 (9-9)
Ryan Grotjohn, 4 (1-3)
Nate Eaton, 3 (2-1)
Nick Loftin, 2 (2-0)

CF

Nick Loftin, 39 (18-21)
John Rave, 18 (10-8)
Parker Bates, 2 (1-1)
Tucker Bradley, 1 (0-1)

RF

Seuly Matias, 35 (17-18)
John Rave, 8 (2-6)
Nate Eaton, 7 (3-4)
Tucker Bradley, 4 (3-1)
Tyler Gentry, 3 (1-2)
Ryan Grotjohn, 2 (2-0)
Parker Bates, 1 (0-1)

SS

Maikel Garcia, 56 (26-30)
Jake Means, 2 (2-0)
Nate Eaton, 1 (1-0)
Ryan Grotjohn, 1 (0-1)

2B

Michael Massey, 46 (25-21)
Brhet Bewley, 7 (3-4)
Ryan Grotjohn, 4 (0-4)
Nick Loftin, 3 (1-2)

3B

Jake Means, 26 (11-15)
Nate Eaton, 23 (10-13)
Robbie Glendinning, 6 (3-3)
Brhet Bewley, 4 (4-0)
Ryan Grotjohn, 1 (1-0)

SP

Alec Marsh, 12 (3-9)
Anthony Veneziano, 11 (6-5)
Drew Parrish, 10 (5-5)
Ángel Zerpa, 9 (3-6)
Dante Biasi, 6 (5-1)
Will Klein, 3 (2-1)
Marcelo Martinez, 3 (2-1)
Asa Lacy, 2 (1-1)
Noah Murdock, 2 (1-1)
Zack Phillips, 2 (1-1)

1B

Robbie Glendinning, 37 (18-19)
Jake Means, 16 (8-8)
Logan Porter, 7 (3-4)

DH

Seuly Matias, 10 (5-5)
Michael Massey, 8 (2-6)
Tucker Bradley, 7 (4-3)
Robbie Glendinning, 7 (3-4)
Logan Porter, 7 (3-4)
Nick Loftin, 6 (5-1)
Brhet Bewley, 4 (0-4)
John Rave, 3 (2-1)
Nate Eaton, 2 (2-0)
Jake Means, 2 (2-0)
Ryan Grotjohn, 2 (1-1)
Tyler Gentry, 1 (0-1)
Sebastian Rivero, 1 (0-1)

C

Logan Porter, 27 (15-12)
Sebastian Rivero, 19 (8-11)
Gavin Stupienski, 9 (5-4)
Tyler Cropley, 5 (1-4)

1	2	3	4	5	6	7	8	9
Maikel Garcia, 55 (25-30) Nick Loftin, 3 (2-1) Tucker Bradley, 2 (2-0)	Nick Loftin, 46 (24-22) John Rave, 5 (1-4) Brhet Bewley, 3 (1-2) Tucker Bradley, 3 (1-2) Nate Eaton, 2 (1-1) Maikel Garcia, 1 (1-0)	Michael Massey, 54 (27-27) John Rave, 4 (1-3) Robbie Glendinning, 1 (1-0) Tyler Gentry, 1 (0-1)	Seuly Matias, 30 (13-17) Robbie Glendinning, 16 (10-6) Logan Porter, 10 (5-5) John Rave, 2 (1-1) Nate Eaton, 1 (0-1) Jake Means, 1 (0-1)	Nate Eaton, 18 (6-12) John Rave, 14 (10-4) Sebastian Rivero, 10 (5-5) Robbie Glendinning, 5 (3-2) Logan Porter, 5 (2-3) Tyler Gentry, 3 (1-2) Brhet Bewley, 2 (0-2) Tucker Bradley, 1 (1-0) Seuly Matias, 1 (1-0) Nick Loftin, 1 (0-1)	Seuly Matias, 14 (8-6) Sebastian Rivero, 11 (5-6) Robbie Glendinning, 11 (3-8) Nate Eaton, 9 (6-3) John Rave, 8 (4-4) Logan Porter, 2 (2-0) Jake Means, 1 (1-1) Brhet Bewley, 1 (1-0) Ryan Grotjohn, 1 (0-1) Gavin Stupienski, 1 (0-1)	Robbie Glendinning, 15 (6-9) Logan Porter, 14 (6-8) Ryan Grotjohn, 7 (1-6) Gavin Stupienski, 6 (4-2) Nate Eaton, 5 (4-1) Jake Means, 5 (2-3) Brhet Bewley, 3 (2-1) John Rave, 3 (2-1) Tucker Bradley, 1 (1-0) Tyler Cropley, 1 (1-0)	Jake Means, 35 (18-17) Logan Porter, 10 (6-4) Brhet Bewley, 4 (2-2) Tyler Cropley, 4 (0-4) Ryan Grotjohn, 3 (1-2) Gavin Stupienski, 2 (1-1) Robbie Glendinning, 2 (1-1)	Tucker Bradley, 38 (18-20) John Rave, 10 (4-6) Ryan Grotjohn, 3 (2-1) Parker Bates, 3 (2-1) Brhet Bewley, 3 (1-2) Jake Means, 2 (2-0) Nate Eaton, 1 (0-1)



PLAYER	GS	POSITION										BATTING ORDER								
		C	1B	2B	3B	SS	LF	CF	RF	OF	DH	1st	2nd	3rd	4th	5th	6th	7th	8th	9th
Maikel Garcia	56					56						55	1							
Michael Massey	54			46							8			54						
Robbie Glendinning	50		37		6						7			1	16	5	11	15	2	
Nick Loftin	50			3			2	39		41	6	3	46			1				
Jake Means	46		16		26	2					2				2		2	5	35	2
Tucker Bradley	46						33	1	5	39	7	2	3			1		2		38
John Rave	46						18	18	7	43	3		5	4	2	14	8	3		10
Seuly Matias	45								35	35	10				30	1	14			
Logan Porter	41	27	7								7				10	5	2	14	10	
Nate Eaton	36				23	1	3		7	10	2		2			19	9	5		1
Sebastian Rivero	20	19									1					9	11			
Brhet Bewley	15			7	4						4		3			2	1	2	4	3
Ryan Grotjohn	14			4	1	1	4		2	6	2						1	7	3	3
Gavin Stupienski	9	9															1	6	2	
Tyler Cropley	5	5																1	4	
Tyler Gentry	4								3	3	1		1		3					
Parker Bates	3						2	1	3											3

OUTFIELD ASSISTS (15)

TUCKER BRADLEY	LF	2
	RF	1
NATE EATON	LF	1
	RF	3
TYLER GENTRY	RF	1
NICK LOFTIN	CF	3
SEULY MATIAS	RF	3
JOHN RAVE	CF	1

OF LINEUP COMBOS

60 games, 60 unique lineup combinations used

MOST USED LINEUP (TBD)

PLAYER	Pos.
1	
2	
3	
4	
5	
6	
7	
8	
9	

GROWLIN' CHICKENS POSITION PRODUCTION

	AVG	AB	H	TB	2B	3B	HR	RBI	BB	SO	OBP	SLG	OPS	SAC	SF	HBP	GIDP
C	.288	215	62	105	16	0	9	34	29	59	.390	.488	.878	0	2	8	4
1B	.256	215	55	85	15	0	5	39	31	78	.354	.395	.749	0	4	4	5
2B	.278	241	67	112	18	0	9	49	25	63	.342	.465	.807	0	5	1	2
3B	.220	227	50	82	16	2	4	32	23	69	.298	.361	.659	1	2	3	8
SS	.316	250	79	110	20	1	3	28	36	48	.401	.440	.841	1	1	0	5
LF	.274	215	59	91	7	2	7	32	28	49	.355	.423	.778	3	4	1	4
CF	.252	242	61	94	11	2	6	36	24	47	.325	.388	.713	5	4	4	7
RF	.256	227	58	115	8	2	15	44	23	71	.331	.507	.838	2	5	5	3
DH	.239	222	53	87	5	1	9	36	31	64	.337	.392	.729	1	2	3	0

GROWLIN' CHICKENS LINEUP PRODUCTION

	AVG	AB	H	TB	2B	3B	HR	RBI	BB	SO	OBP	SLG	OPS	SAC	SF	HBP	GIDP
1st	.291	254	74	103	18	1	3	26	36	47	.378	.406	.784	1	1	0	5
2nd	.262	244	64	98	11	1	7	37	26	41	.337	.402	.739	5	5	4	6
3rd	.283	247	70	112	15	0	9	49	23	63	.339	.453	.792	0	6	1	1
4th	.245	229	56	91	9	1	8	42	29	85	.332	.397	.729	0	6	4	5
5th	.219	233	51	89	15	1	7	33	23	50	.299	.382	.681	0	3	5	2
6th	.259	216	56	102	12	2	10	34	33	75	.366	.472	.838	2	3	5	4
7th	.295	220	65	108	11	1	10	41	28	73	.379	.491	.870	1	4	4	2
8th	.235	217	51	85	16	0	6	33	27	69	.333	.392	.725	0	0	5	8
9th	.278	209	58	94	9	3	7	36	25	53	.356	.450	.806	4	1	1	5



GM #	APRIL	OPPONENT	SCORE	RECORD	Pos./G+/-	WIN	LOSS	SAVE	TEMP.	1ST PITCH	TIME	ATT.	HOME ATT.	GROWLIN' CHICKENS				OPPONENT			
														R	H	E	LO	R	H	E	LO
1	4/8	@ Springfield	W, 11-8	1-0	T-1st/+1.0	Á. Sotillet (1-0)	G. Black (0-1)	-	42°	6:41 PM	3:55	3,682		11	12	0	10	8	8	4	10
2	4/9	@ Springfield	L, 14-11	1-1	T-2nd/-1.0	J. Quezada (1-0)	A. Veneziano (0-1)	F. Pacheco (1)	63°	5:37 PM	3:47	3,037		11	15	2	10	14	13	2	10
3	4/10	@ Springfield	L, 10-5	1-2	T-3rd/-2.0	M. Brettell (1-0)	Á. Zepa (0-1)	-	79°	1:38 PM	2:43	2,760		5	7	2	6	10	12	1	6
4	4/12	WICHITA	W, 8-6	2-2	T-3rd/-1.0	D. Biasi (1-0)	B. Lawson (0-1)	Á. Sotillet (1)	72°	7:04 PM	3:04	4,032	4,032	8	8	0	6	6	6	2	9
5	4/13	WICHITA	W, 8-5	3-2	2nd/-1.0	C. Cosby (1-0)	A. Scherff (0-1)	-	53°	7:05 PM	2:48	2,590	6,622	8	12	0	7	5	7	2	4
6	4/14	WICHITA	L, 7-1	3-3	3rd/-1.0	L. Varland (1-0)	D. Parrish (0-1)	-	64°	7:04 PM	3:03	2,655	9,277	1	5	0	7	7	7	0	7
7	4/15	WICHITA	L, 4-2	3-4	3rd/-2.0	S. Woods Richardson (1-0)	A. Veneziano (0-2)	A. Schulfer (1)	73°	7:05 PM	2:25	4,404	13,681	2	5	0	6	4	9	1	9
8	4/16	WICHITA	L, 6-5 (10)	3-5	T-4th/-2.5	A. Angulo (1-0)	Z. Willeman (0-1)	S. Klimek (1)	55°	6:05 PM	3:25	3,003	16,684	5	6	2	12	6	16	4	11
9	4/17	WICHITA	L, 5-1	3-6	5th/-3.0	T. Viza (1-0)	A. Lacy (0-1)	-	52°	2:05 PM	2:37	1,950	18,634	1	10	1	9	5	7	0	5
10	4/19	@ Frisco	L, 4-3	3-7	5th/-4.0	S. Nordlin (2-1)	A. Marsh (0-1)	C. Lee (3)	70°	6:37 PM	2:37	2,162		3	2	0	7	4	9	1	10
11	4/20	@ Frisco	W, 7-2	4-7	T-4th/-4.0	D. Parrish (1-1)	A. Weems (0-1)	-	86°	6:37 PM	2:27	2,324		7	10	1	7	2	4	0	6
12	4/21	@ Frisco	L, 12-2	4-8	5th/-4.0	N. Starr (1-0)	A. Veneziano (0-3)	-	82°	6:37 PM	2:26	3,939		2	2	0	7	12	13	1	3
13	4/22	@ Frisco	W, 11-2	5-8	T-4th/-4.0	Á. Zepa (1-1)	C. Bradford (1-1)	-	84°	6:36 PM	2:30	6,222		11	8	0	4	2	8	1	10
14	4/23	@ Frisco	W, 12-4	6-8	4th/-4.0	W. Pennington (1-0)	J. Leiter (0-1)	-	82°	6:40 PM	2:39	6,777		12	12	2	7	4	10	2	8
15	4/24	@ Frisco	W, 4-3	7-8	4th/-3.0	Y. Del Rosario (1-0)	C. Ragans (0-1)	Á. Sotillet (2)	75°	4:16 PM	2:21	3,208		4	9	0	9	3	6	1	6
16	4/26	AMARILLO	L, 6-5 (11)	7-9	T-4th/-3.0	J. Garcia (1-0)	W. Pennington (1-1)	B. Rogers (1)	55°	11:06 AM	3:02	3,702	22,336	6	10	0	8	5	9	1	9
17	4/27	AMARILLO	W, 12-6	8-9	4th/-3.0	A. Veneziano (1-3)	S. Cecconi (0-1)	-	68°	7:05 PM	2:28	3,073	25,409	12	15	0	9	6	11	2	7
18	4/28	AMARILLO	L, 9-5	8-10	4th/-3.0	K. Curtis (1-1)	Z. Willeman (0-2)	-	64°	7:04 PM	2:38	3,100	28,509	5	8	0	6	9	13	1	4
19	4/29	AMARILLO	W, 8-7	9-10	T-3rd/-3.0	W. Pennington (2-1)	D. Olivero (0-1)	J. Dipoto (1)	74°	7:05 PM	2:51	4,890	33,399	8	17	1	9	7	15	0	11
20	4/30	AMARILLO	L, 7-5	9-11	T-3rd/-3.0	B. Pfaadt (1-1)	H. Capps (0-1)	B. Workman (1)	72°	6:06 PM	2:16	5,857	39,256	5	8	0	4	7	10	0	5

APRIL Hitting Results: .261/.357/.422 (180-for-690), 37 2B, 22 HR, 126 R, 97 BB, 32 SB // APRIL Pitching Results: 9-11, 5.98 ERA (119 ER in 179.0 IP), 3/5 SV, 194 H, 25 HR, 87 BB, 158 K, .276 AVG

GM #	MAY	OPPONENT	SCORE	RECORD	Pos./G+/-	WIN	LOSS	SAVE	TEMP.	1ST PITCH	TIME	ATT.	HOME ATT.	GROWLIN' CHICKENS				OPPONENT			
														R	H	E	LO	R	H	E	LO
21	5/1	AMARILLO	W, 9-5	10-11	3rd/-3.0	D. Parrish (2-1)	J. Vernia (0-1)	-	70°	2:04 PM	2:32	5,348	44,604	9	12	0	7	5	11	0	7
22	5/3	@ Springfield	L, 12-5	10-12	T-3rd/-3.5	D. Roach (2-1)	A. Veneziano (1-3)	-	52°	6:37 PM	2:49	3,701		5	8	2	7	12	10	2	10
23	5/4	@ Springfield	W, 13-3	11-12	T-3rd/-3.0	M. Martinez (1-0)	K. Leahy (0-4)	-	55°	7:34 PM	2:33 (:59)	3,131		13	15	0	10	3	6	1	4
24	5/5	@ Springfield	W, 9-6	12-12	T-3rd/-2.5	Y. Del Rosario (2-0)	G. Black (1-3)	W. Pennington (1)	61°	6:36 PM	2:42	3,125		9	17	0	12	6	8	1	4
25	5/6	@ Springfield	L, 2-1	12-13	T-3rd/-4.0	T. Pike (1-1)	H. Capps (0-2)	F. Pacheco (5)	64°	6:39 PM	2:22	3,165		1	4	1	2	2	6	0	10
26	5/7	@ Springfield	W, 4-0	13-13	3rd/-4.0	D. Parrish (3-1)	C. Lunn (2-3)	-	74°	6:05 PM	2:04	4,375		4	9	0	5	0	3	1	4
27	5/8	@ Springfield	W, 9-5	14-13	3rd/-2.5	W. Pennington (3-1)	F. Pacheco (0-1)	-	77°	6:07 PM	2:40	3,922		9	13	1	8	5	6	1	7
28	5/10	WICHITA	W, 7-4	15-13	3rd/-1.5	D. Biasi (2-0)	K. Klimek (0-1)	Y. Del Rosario (1)	84°	11:06 AM	2:35	5,620	50,224	7	11	0	5	4	7	0	11
29	5/11	WICHITA	L, 4-3	15-14	3rd/-2.5	K. Funderburk (2-0)	Á. Zepa (1-2)	A. Schulfer (5)	84°	7:04 PM	2:22	2,434	52,658	3	8	2	9	4	8	2	8
30	5/12	WICHITA	L, 10-4	15-15	3rd/-3.5	L. Varland (4-1)	P. Smith (0-1)	-	85°	7:06 PM	2:30	3,825	56,483	4	8	2	4	10	11	1	9
31	5/13	WICHITA	W, 7-0	16-15	3rd/-2.5	D. Parrish (4-1)	S. Woods Richardson (2-1)	-	82°	7:05 PM	2:14	4,497	60,980	7	8	0	3	0	5	0	5
32	5/14	WICHITA	L, 7-6	16-16	3rd/-3.5	B. Gross (2-0)	H. Capps (0-3)	A. Schulfer (6)	84°	6:04 PM	2:52	5,558	66,538	6	11	1	10	7	10	2	8
33	5/17	@ Arkansas	L, 7-6 (10)	16-17	3rd/-4.5	T. Kuhn (1-1)	W. Pennington (3-2)	-	81°	6:37 PM	2:53	3,374		6	12	0	10	7	10	1	6
34	5/18	@ Arkansas	L, 5-4	16-18	3rd/-5.5	T. Dollard (1-1)	Á. Zepa (1-3)	M. Stryfeler (6)	89°	6:34 PM	2:14	3,646		4	5	1	5	5	7	1	6
35	5/19	@ Arkansas	L, 5-0	16-19	4th/-6.5	C. Jones (1-2)	A. Marsh (0-2)	-	90°	6:35 PM	2:15	3,769		0	3	1	7	5	8	3	8
36	5/20	@ Arkansas	L, 2-1	16-20	4th/-6.5	J. Haberer (1-2)	D. Parrish (4-2)	T. Kuhn (3)	89°	7:04 PM	2:24	6,016		1	4	1	6	2	4	0	7
37	5/21	@ Arkansas	W, 11-4 (8)	17-20	4th/-6.0	D. Biasi (3-0)	S. Kolek (1-3)	-	75°	7:06 PM	2:54 (:30)	3,869		11	12	0	10	4	5	1	6
38	5/22	@ Arkansas	W, 10-5	18-20	3rd/-6.0	Z. Phillips (1-0)	E. Hancock (0-1)	-	62°	1:35 PM	2:44	3,807		10	11	1	6	5	8	2	8
39	5/24	@ Midland	W, 8-5	19-20	3rd/-5.5	Y. Del Rosario (3-0)	D. Leal (0-1)	Z. Willeman (1)	68°	11:02 AM	2:25	4,066		8	10	0	5	5	12	1	11
40	5/25	@ Midland	W, 11-3	20-20	3rd/-4.5	A. Marsh (1-2)	R. Cusick (1-5)	-	74°	6:33 PM	2:48	3,012		11	16	0	9	3	10	2	13
41	5/26	@ Midland	L, 2-1 (10)	20-21	3rd/-5.5	G. Acton (1-2)	Z. Phillips (1-1)	-	90°	7:02 PM	2:41	3,450		1	8	0	11	2	3	1	4
42	5/27	@ Midland	W, 14-6	21-21	3rd/-5.0	Á. Sotillet (2-0)	T. Damron (1-3)	-	97°	7:01 PM	3:03	3,549		14	17	2	12	6	7	2	11
43	5/28	@ Midland	W, 9-7 (10)	22-21	3rd/-5.0	Y. Del Rosario (4-0)	C. Cohen (2-3)	-	98°	7:00 PM	2:50	3,425		9	15	0	11	7	10	1	8
44	5/29	@ Midland	L, 3-1	22-22	3rd/-5.0	M. Milburn (3-3)	Á. Zepa (1-4)	A. Briggs (2)	96°	2:02 PM	1:48	2,446		1	6	0	7	3	11	0	6
45	5/31	CORPUS CHRISTI	L, 8-7	22-23	4th/-5.0	D. West (1-0)	Y. Del Rosario (1-4)	M. Ruppenthal (1)	82°	7:04 PM	2:52	2,247	68,785	7	12	2	9	8	11	0	7


MAY Hitting Results: .285/.353/.455 (254-for-892), 53 2B, 29 HR, 160 R, 94 BB, 31 SB // APRIL Pitching Results: 13-12, 4.43 ERA (108 ER in 219.1 IP), 3/6 SV, 197 H, 25 HR, 123 BB, 249 K, .239 AVG

MAY PITCHING RESULTS: 125, 333, 405 (23-4 TOR 0-2), 33-20, 29-11, 100-11, 24-80, 31-38 (7) A-RK PITCHING RESULTS: 13-42, 4-13 ERA (100 ERA IN 215), 11-17, 31-0-0, 137-11, 23-11, 123-80, 4-2-0, 22-11, 0														GROWLIN' CHICKENS				OPPONENT			
GM #	JUNE	OPPONENT	SCORE	RECORD	POS./G+/-	WIN	LOSS	SAVE	TEMP.	1ST PITCH	TIME	ATT.	HOME ATT.	R	H	E	LO	R	H	E	LO
46	6/1	CORPUS CHRISTI	L, 6-2	22-24	4th/-5.5	J. Endersby (2-1)	D. Parrish (4-3)	-	80°	7:04 PM	2:32	2,183	70,968	2	7	0	8	6	11	0	8
47	6/2	CORPUS CHRISTI	W, 8-2	23-24	4th/-5.5	D. Biasi (4-0)	J. Melendez (0-5)	-	84°	4:04 PM	3:01	5,408	76,376	8	9	0	6	2	2	1	9
48	6/3	CORPUS CHRISTI	L, 5-4	23-25	4th/-5.5	A. Chaidze (2-0)	Y. Del Rosario (2-4)	-	75°	7:05 PM	2:34	5,659	82,035	4	7	0	7	5	9	0	8
49	6/4	CORPUS CHRISTI	W, 6-5 (10)	24-25	4th/-5.5	J. Dipoto (1-0)	D. Conn (4-2)	-	79°	6:05 PM	3:03	3,928	85,963	6	4	0	8	5	7	1	9
50	6/5	CORPUS CHRISTI	L, 17-4	24-26	4th/-6.5	J. Bravo (2-1)	A. Marsh (1-3)	-	78°	2:04 PM	3:04	2,735	88,698	4	7	3	4	17	16	0	14
51	6/7	@ Tulsa	L, 5-2	24-27	4th/-6.5	G. Stone (2-1)	N. Murdock (0-1)	-	84°	7:06 PM	2:12	4,036		2	6	0	8	5	9	0	5
	6/8	@ Tulsa	Postponed/Rain (Made up June 9, 3-0 W)																		
52	6/9	@ Tulsa	W, 5-3 (7)	25-27	4th/-6.0	C. Chamberlain (1-0)	J. Adames (0-1)	J. Dipoto (2)	84°	5:04 PM	1:54			5	6	0	2	3	5	0	7
53	6/9	@ Tulsa	W, 3-0 (7)	26-27	4th/-5.5	A. Veneziano (2-4)	L. Knack (1-4)	-	81°	7:46 PM	1:41	4,706		3	5	0	6	0	3	1	5
54	6/10	@ Tulsa	W, 13-4	27-27	4th/-5.5	W. Pennington (4-2)	J. Hernandez (0-2)	-	87°	7:06 PM	2:50	7,977		13	11	0	7	4	6	1	5
55	6/11	@ Tulsa	L, 9-3	27-28	4th/-5.5	A. Gamboa (5-0)	A. Marsh (1-4)	-	89°	7:06 PM	2:28	7,382		4	8	1	10	9	15	2	6
56	6/12	@ Tulsa	W, 7-3	28-28	4th/-4.5	Á. Sotillet (3-0)	G. Stone (2-2)	Y. Del Rosario (2)	96°	1:06 PM	2:44	4,447		7	11	1	9	3	7	1	10
57	6/14	ARKANSAS	W, 7-5	29-28	4th/-3.5	A. Veneziano (3-4)	S. Kolek (4-4)	-	88°	7:06 PM	2:19	2,453	91,151	7	7	2	4	5	7	2	6
58	6/15	ARKANSAS	L, 5-4	29-29	4th/-4.0	C. Kober (2-0)	M. Peacock (0-1)	M. Stryfeler (11)	87°	7:06 PM	2:37	2,099	93,250	4	11	1	10	5	14	0	10
59	6/16	ARKANSAS	L,18-3	29-30	4th/-4.5	E. Hancock (1-2)	Z. Phillips (1-2)	-	89°	7:05 PM	3:12	3,249	96,499	3	7	5	7	18	13	1	11
60	6/17	ARKANSAS	L,13-3	29-31	4th/-5.5	T. Dollard (5-2)	A. Marsh (1-5)	-	90°	7:05 PM	2:38	4,048	100,547	2	4	0	5	13	14	0	6
61	6/18	ARKANSAS																			
62	6/19	ARKANSAS																			
63	6/21	SPRINGFIELD																			
64	6/22	SPRINGFIELD																			
65	6/23	SPRINGFIELD																			
66	6/24	SPRINGFIELD																			
67	6/25	SPRINGFIELD																			
68	6/26	SPRINGFIELD																			



21

GAME-BY-GAME RESULTS

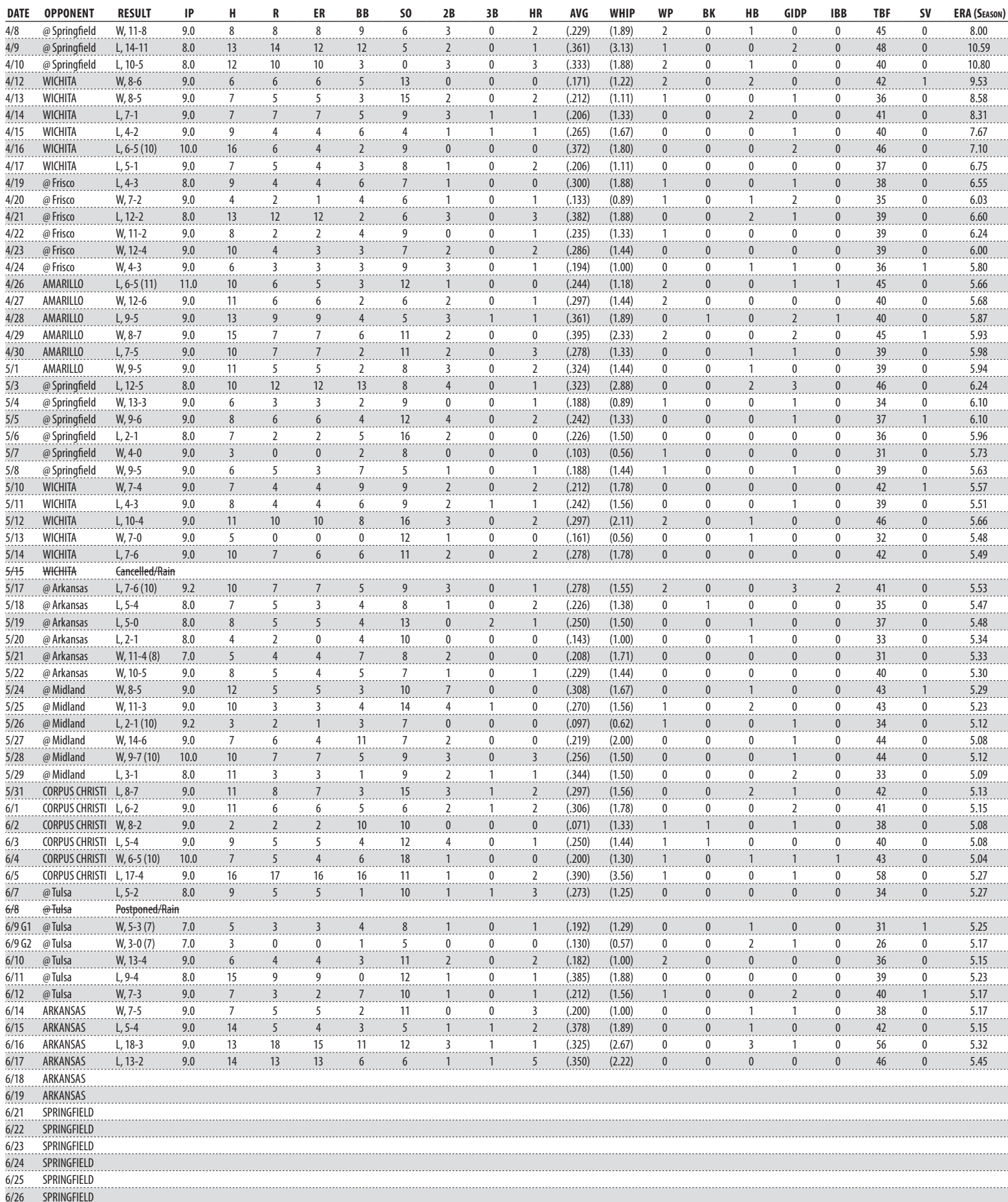
[illegible][illegible][illegible]

SEPTEMBER Hitting Results: TBD // **SEPTEMBER Pitching Results:** TBD
2ND HALF Hitting Results: TBD // **2ND HALF Pitching Results:** TBD



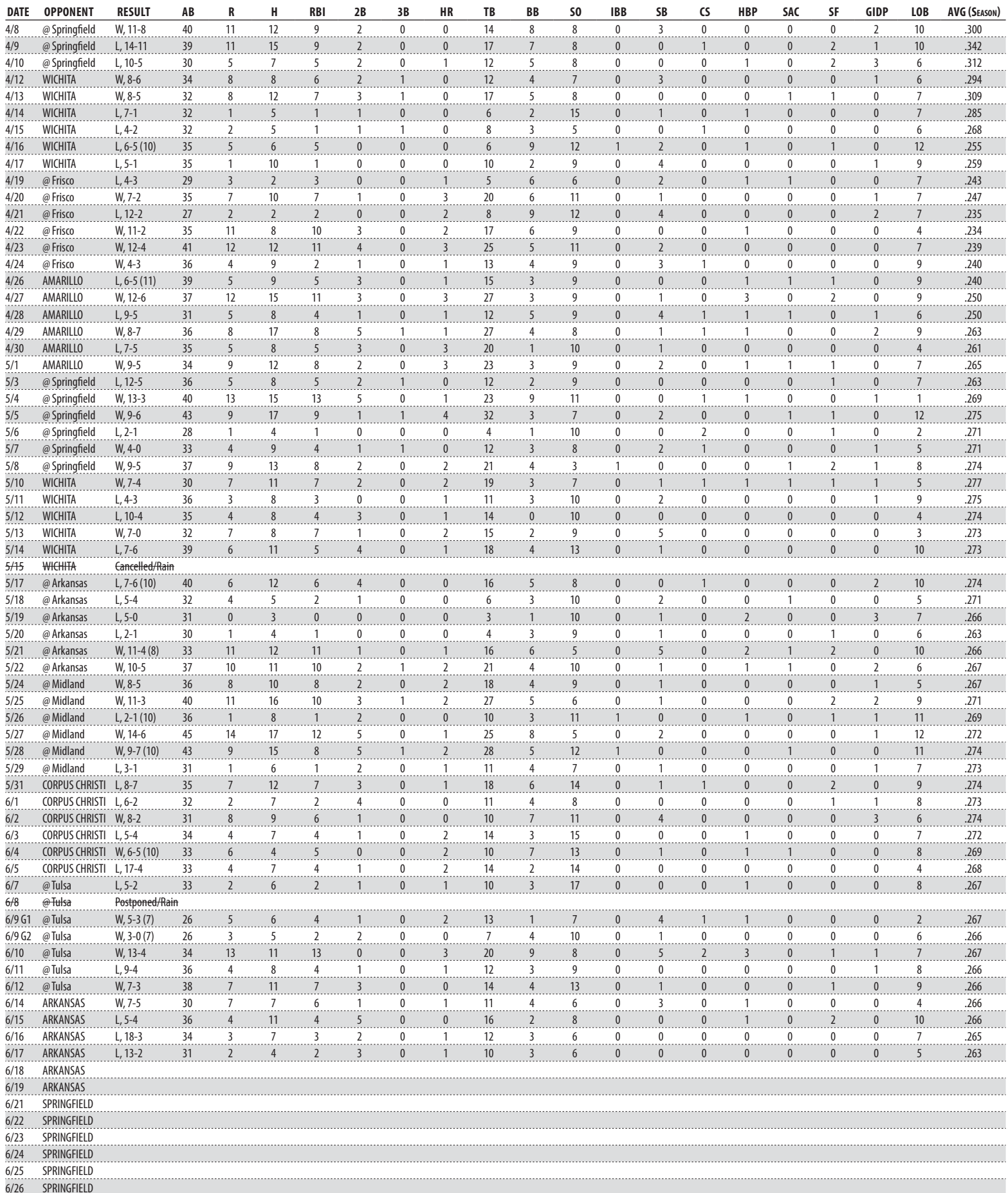
22

GAME-BY-GAME PITCHING





GAME-BY-GAME HITTING





THE LAST TIME NORTHWEST ARKANSAS....

THREW A PERFECT GAME	N/A
THREW A NO-HITTER	Brooks Pounders, 6/27/2013 vs. Midland
THREW A 9-INNING NO-HITTER	Brooks Pounders, 6/27/2013 vs. Midland
THREW A COMBINED NO-HITTER	Greg Holland, Chris Dwyer, Brandon Lafferty & Kendal Volz, 5/10/2012 vs. Springfield
THREW A COMBINED 1-HITTER (9 Innings)	N/A
THREW A COMBINED 1-HITTER (7 Innings)	Jonathan Heasley & Robert Garcia, 5/28/2021 vs. San Antonio (Game 2)
THREW A COMBINED 2-HITTER (9 Innings)	Dante Bias, Will Klein, Walter Pennington & Stephen Woods Jr., 6/2/2022 vs. Corpus Christi
THREW A COMBINED 2-HITTER (7 Innings)	Nolan Watson, Yefri Del Rosario & Robert Garcia, 8/27/2021 vs. Springfield (Game 1)
GOT NO-HIT (9 INNINGS)	5/17/2016 vs. Arkansas, 6-0
GOT NO-HIT (LESS THAN 9 INNINGS)	N/A
GOT 1-HIT	8/31/2019 vs. Frisco
GOT 2-HIT	4/21/2022 @ Frisco
THREW A COMBINED 9-INNING SHUTOUT	5/13/2022 vs. Wichita (7-0)
THREW BACK-TO-BACK SHUTOUTS	Games 1 and 2, 8/14/2021 vs. Frisco
GOT SHUT OUT (9 INNINGS)	5/19/2022 @ Arkansas
GOT SHUT OUT IN BACK-TO-BACK GAMES	August 12 & 13, 2019 @ Arkansas
GOT SHUT OUT IN 3 STRAIGHT GAMES	July 10 vs. Frisco, July 11 & 12, 2015 vs. Midland
GOT SHUT OUT (LESS THAN 9 INNINGS)	8/7/2021 @ Arkansas (5 Innings)
WON 11 GAMES IN A ROW	April 26 - May 6, 2015
WON 8 GAMES IN A ROW	June 14 - June 20, 2017
WON 7 GAMES IN A ROW	May 16 - May 22, 2015
WON 6 GAMES IN A ROW	August 2 - August 8, 2018
LOST 10 GAMES IN A ROW	April 6 - April 16, 2014
LOST 9 GAMES IN A ROW	April 8 - April 16, 2019
LOST 8 GAMES IN A ROW	July 2 - July 9, 2012
LOST 7 GAMES IN A ROW	July 12 - July 18, 2018
LOST 6 GAMES IN A ROW	July 15 - July 20, 2017
STRUCK OUT 19+ OPPOSING HITTERS	5/11/2013 @ Springfield (19)
STRUCK OUT 17+ OPPOSING HITTERS	6/4/2022 vs. Corpus Christi (18)
STRUCK OUT 15+ OPPOSING HITTERS	6/4/2022 vs. Corpus Christi (18)
STRUCK OUT 10+ OPPOSING HITTERS	6/16/2022 vs. Arkansas (12)
SCORED 20+ RUNS IN ONE GAME	8/20/2013 @ Springfield (21)
SCORED 15+ RUNS IN ONE GAME	8/24/2021 vs. Springfield (18)
SCORED 10+ RUNS IN ONE GAME	6/10/2022 @ Tulsa (13)
ALLOWED 25+ RUNS IN ONE GAME	4/15/2011 @ San Antonio (26)
ALLOWED 20+ RUNS IN ONE GAME	7/25/2021 @ Tulsa (23)
ALLOWED 15+ RUNS IN ONE GAME	6/16/2022 vs. Arkansas (18)
ALLOWED 10+ RUNS IN ONE GAME	6/17/2022 vs. Arkansas (13)
HAD 22+ HITS IN ONE GAME	5/22/2010 vs. Arkansas (22)
HAD 20+ HITS IN ONE GAME	8/24/2021 vs. Springfield (20)
HAD 15+ HITS IN ONE GAME	5/28/2022 @ Midland (15)
HAD 10+ HITS IN ONE GAME	6/15/2022 vs. Arkansas (11)
ALLOWED 25+ HITS IN ONE GAME	4/15/2011 @ San Antonio (26)
ALLOWED 20+ HITS IN ONE GAME	7/27/2021 vs. Wichita (23)
ALLOWED 15+ HITS IN ONE GAME	6/5/2022 vs. Corpus Christi (16)
ALLOWED 10+ HITS IN ONE GAME	6/17/2022 vs. Arkansas (14)
WALKED 14+ TIMES IN ONE GAME	5/8/2021 @ Arkansas (14)
WALKED 10+ TIMES IN ONE GAME	7/29/2021 vs. Wichita (10)
WALKED 8+ TIMES IN ONE GAME	6/10/2022 @ Tulsa (9)
ALLOWED 13+ WALKS IN ONE GAME	6/5/2022 vs. Corpus Christi (16)
ALLOWED 10+ WALKS IN ONE GAME	6/16/2022 vs. Arkansas (11)
ALLOWED 8+ WALKS IN ONE GAME	6/16/2022 vs. Arkansas (11)
HIT 7+ HOME RUNS IN A GAME	5/30/2021 vs. San Antonio (7)
HIT 5+ HOME RUNS IN A GAME	8/24/2021 vs. Springfield (5)
HIT 3+ HOME RUNS IN A GAME	6/10/2022 @ Tulsa (3)
ALLOWED 7+ HOME RUNS IN A GAME	4/15/2011 @ San Antonio (7)
ALLOWED 5+ HOME RUNS IN A GAME	6/17/2022 vs. Arkansas (5)
ALLOWED 3+ HOME RUNS IN A GAME	6/17/2022 vs. Arkansas (5)
HAD 2 PLAYERS HIT 2 HOME RUNS IN A GAME	Hunter Dozier & Bubba Starling, 4/10/2016 vs. Midland
HIT BACK-TO-BACK HOME RUNS	Brihet Bewley & Tucker Bradley, 6th Inning, 5/5/2022 @ Springfield
HIT 3 STRAIGHT HOME RUNS	Bobby Witt Jr., Nick Pratto & MJ Melendez, 5/30/2021 vs. San Antonio
SCORED 10+ RUNS IN AN INNING	2nd Inning, 9/9/2021 @ Wichita (10)
SCORED 7+ RUNS IN AN INNING	7th Inning, 6/10/2022 @ Tulsa (8)
SCORED 5+ RUNS IN AN INNING	7th Inning, 6/10/2022 @ Tulsa (8)
SCORED 5+ RUNS IN AN EXTRA INNING	10th Inning, 6/2/2012 vs. Frisco (5)
ALLOWED 10+ RUNS IN AN INNING	7/26/2019 vs. Corpus Christi (11)
ALLOWED 7+ RUNS IN AN INNING	3rd Inning, 6/16/2022 vs. Arkansas (7)
ALLOWED 5+ RUNS IN AN INNING	6th Inning, 6/17/2022 vs. Arkansas (6)
ALLOWED 5+ RUNS IN AN EXTRA INNING	11th Inning, 4/26/2022 vs. Amarillo (5)
WON A GAME BY 15+ RUNS	18-1, 8/24/2021 vs. Springfield
WON A GAME BY 10+ RUNS	5/4/22 @ Springfield
LOST A GAME BY 15+ RUNS	18-3, 6/16/2022 vs. Arkansas
LOST A GAME BY 10+ RUNS	13-2, 6/17/2022 vs. Arkansas
LOST CONSECUTIVE GAMES BY 10+ RUNS	18-3 & 13-2, 6/16 & 6/17/2022 vs. Arkansas
SCORED 12+ RUNS IN CONSECUTIVE GAMES	June 28 (vs. Tulsa) & July 2 (@ Frisco), 2015
SCORED 10+ RUNS IN CONSECUTIVE GAMES	May 21 & 22 @ Arkansas
SCORED A RUN WITHOUT AN RBI	9/7/2021 @ Wichita
SCORED MULTIPLE RUNS WITHOUT AN RBI	2 Runs, 8/16/2018 @ Midland
SCORED MORE RUNS THAT RECORDED HITS	6/4/2022 vs. Corpus Christi (6 Runs on 4 Hits)
TURNED 5 DOUBLE PLAYS IN ONE GAME	8/20/2015 @ San Antonio
TURNED 3+ DOUBLE PLAYS IN ONE GAME	5/17/2022 @ Arkansas (3)
TURNED A TRIPLE PLAY	Frank Schwindel (1B) to Corey Toups (2B) to Humberto Arteaga (SS) to Schwindel to Toups, 8/31/2016 vs. Tulsa
HIT INTO A TRIPLE PLAY	Mauricio Ramos, 7/24/2016 vs. Springfield
COMMITTED 6 ERRORS	5/4/2019 vs. Midland
COMMITTED 5 ERRORS	6/16/2022 vs. Arkansas
COMMITTED 3+ ERRORS	6/16/2022 vs. Arkansas (5)
EVERY NATURAL IN THE STARTING LINEUP HAD A HIT	5/8/2022 @ Springfield
EVERY NATURAL IN THE STARTING LINEUP SCORED A RUN	5/22/2022 @ Arkansas
EVERY NATURAL IN THE STARTING LINEUP HAD A HIT AND SCORED A RUN	5/4/2022 @ Springfield
LINEUP BATTED AROUND TWICE IN ONE GAME	3rd and 9th Innings, 5/4/2022 @ Springfield
WON ON THE LAST AT-BAT OF THE GAME (WALK-OFF WIN)	6/4/2022 vs. Corpus Christi
LOST ON THE LAST AT-BAT OF THE GAME (WALK-OFF LOSS)	5/26/2022 @ Midland
PLAYED BACK-TO-BACK EXTRA-INNING GAMES	September 2nd & 3rd, 2021 vs. Corpus Christi
WON BOTH GAMES OF A DOUBLEHEADER	6/9/2022 @ Tulsa (5-3, 3-0)
PITCHED SHUTOUTS IN BOTH GAMES OF A DOUBLEHEADER	8/14/2021 vs. Frisco (1-0, 10-0)
LOST BOTH GAMES OF A DOUBLEHEADER	5/30/2019 vs. Arkansas (7-4, 10-7)

THE LAST TIME A NORTHWEST ARKANSAS HITTER....

HAD 6 HITS IN ONE GAME	Ed Lucas, 7/21/2008 @ Springfield
HAD 5 HITS IN ONE GAME	Dairon Blanco, 7/13/2021 vs. Arkansas
HAD 4 HITS IN ONE GAME	Maikel Garcia, 5/1/2022 vs. Amarillo
HAD 3 HITS IN ONE GAME	Maikel Garcia & Tyler Gentry, 6/15/2022 vs. Arkansas
HIT 3 HOME RUNS IN ONE GAME	Bobby Witt Jr., 5/30/2021 vs. San Antonio
HIT 2 HOME RUNS IN ONE GAME	Sebastian Rivero, 4/27/2022 vs. Amarillo
HIT 2 TRIPLES IN ONE GAME	Taylor Featherston, 4/18/2019 vs. Springfield
HIT 3 DOUBLES IN ONE GAME	Nick Loftin, 5/4/22 @ Springfield
HIT 2 DOUBLES IN ONE GAME	Maikel Garcia, 6/15/2022 vs. Arkansas
HIT A GRAND SLAM	Michael Massey, 5/24/2022 @ Midland
HIT AN INSIDE-THE PARK HOME RUN	Brewer Hicklen, 7/15/2021 vs. Arkansas
LED OFF A HOME GAME WITH A HOME RUN	Maikel Garcia, 6/17/2022 vs. Arkansas
LED OFF A ROAD GAME WITH A HOME RUN	Clay Dungan, 7/24/2021 @ Tulsa
HIT A PINCH-HIT HOME RUN	Frank Schwindel, 8/21/2015 @ Corpus Christi
HIT A WALK-OFF HOME RUN	Seuly Matias, 6/4/2022 vs. Corpus Christi
HIT FOR THE CYCLE	Nicky Lopez, 6/21/2018 @ Tulsa
HAD 7 RBI IN ONE GAME	Taylor Featherston, 7/20/2019 @ Amarillo
HAD 6 RBI IN ONE GAME	Nick Pratto, 5/21/2021 @ Springfield
HAD 5 RBI IN ONE GAME	Nick Loftin, 4/22/2022 @ Frisco
HAD 4 RBI IN ONE GAME	Jake Means, 6/14/2022 vs. Arkansas
SCORED 4 RUNS IN ONE GAME	Maikel Garcia, 4/8/2022 @ Springfield
SCORED 3 RUNS IN ONE GAME	Nick Loftin, 5/31/2022 vs. Corpus Christi
WALKED 4 TIMES IN ONE GAME	Travis Jones, 4/29/2021 @ Springfield
WALKED 3 TIMES IN ONE GAME	Michael Massey, 6/10/2022 @ Tulsa
STOLE 4 BASES IN ONE GAME	Nick Heath, 5/20/2019 @ Arkansas
STOLE 3 BASES IN ONE GAME	Brewer Hicklen, 8/12/2021 vs. Frisco
STOLE 2 BASES IN ONE GAME	Nick Loftin, 6/10/2022 @ Tulsa
STRUCK OUT 5 TIMES IN ONE GAME	Dairon Blanco, 5/12/2021 vs. Tulsa
STRUCK OUT 4 TIMES IN ONE GAME	Michael Massey, 6/7/2022 @ Tulsa
STRUCK OUT 3 TIMES IN ONE GAME	Robbie Glendinning, 6/11/2022 @ Tulsa
REACHED BASE 6 TIMES IN ONE GAME	Travis Jones, 6/29/2021 @ Springfield
REACHED BASE 5 TIMES IN ONE GAME	Nate Eaton, 4/23/2022 @ Frisco
REACHED BASE 4 TIMES IN ONE GAME	Brihet Bewley, 6/12/2022 @ Tulsa
REACHED BASE IN EVERY TRIP TO THE PLATE (6 PA)	Johnny Givonetella, 7/22/2010 @ Arkansas
REACHED BASE IN EVERY TRIP TO THE PLATE (5 PA)	Nate Eaton, 4/23/2022 @ Frisco
REACHED BASE IN EVERY TRIP TO THE PLATE (4 PA)	Tucker Bradley, 5/21/2022 @ Arkansas
REACHED 2 TIMES IN THE SAME INNING	Michael Massey & Logan Porter, 7th Inning, 6/10/2022 @ Tulsa
HAD 2 HITS IN THE SAME INNING	Sebastian Rivero & Nate Eaton, 4th Inning, 4/27/2022 vs. Amarillo
SAW 16 PITCHES IN A SINGLE PLATE APPEARANCE	Donnie Dewees, 4/7/2017 vs. San Antonio
SAW 15 PITCHES IN A SINGLE PLATE APPEARANCE	Demichier Carrasco, 7/18/2021 vs. Arkansas
SAW 14 PITCHES IN A SINGLE PLATE APPEARANCE	Jordan George, 8/27/2019 vs. Midland
SAW 10+ PITCHES IN A SINGLE PLATE APPEARANCE	Jake Means, 6/9/2022 @ Tulsa (10)
HIT HOME RUNS IN BOTH GAMES OF A DOUBLEHEADER	Jimmy Goveas, 8/14/2021 vs. Frisco
HIT HOME RUNS IN BACK-TO-BACK GAMES	Logan Porter, 6/3 and 6/4 vs. Corpus Christi
HIT HOME RUNS IN 3 STRAIGHT GAMES	Michael Massey, 4/22 to 4/24/2022 @ Frisco
HIT HOME RUNS IN 4 STRAIGHT GAMES	Wil Myers, 5/5 to 5/8/2012 vs. Tulsa
HIT HOME RUNS IN 5 STRAIGHT GAMES	Clint Robinson, 8/7 to 8/12/2010 vs. Arkansas @ Frisco
HAD 2+ HITS IN 8 STRAIGHT GAMES	Kurt Mertins, May 25 to June 6, 2009
HAD 2+ HITS IN 7 STRAIGHT GAMES	Jeff Bianchi, July 20 to July 27, 2009
HAD 2+ HITS IN 6 STRAIGHT GAMES	Anderson Miller, May 14 to May 19, 2019
HAD 2+ HITS IN 5 STRAIGHT GAMES	Michael Massey, May 23 to May 28, 2022
HAD A 20+ GAME HITTING STREAK	Clint Robinson, 21 Games: June 15 - July 12, 2010
HAD A 18+ GAME HITTING STREAK	Jordan Parraz, 19 Games: May 27 - June 15, 2009
HAD A 16+ GAME HITTING STREAK	Jackson Flores, 17 Games: June 15 - July 6, 2018
HAD A 14+ GAME HITTING STREAK	Maikel Garcia, 14 Games: April 27 - May 12, 2022
HAD A 12+ GAME HITTING STREAK	Maikel Garcia, 14 Games: April 27 - May 12, 2022
HAD A 30+ GAME REACHED BASE STREAK	Jackson Flores, 34 Games: May 29 - July 7, 2018
HAD A 25+ GAME REACHED BASE STREAK	Vinnie Pasquantino, 25 Games: August 5 - September 3, 2021
HAD A 20+ GAME REACHED BASE STREAK	Freddy Fermin, 23 Games: July 2, 2021 to August 4, 2021

THE LAST TIME A NORTHWEST ARKANSAS PITCHER....

THREW A 1-HITTER (9 Innings)	N/A
THREW A 1-HITTER (7 Innings)	N/A
THREW A 2-HITTER (9 Innings)	N/A
THREW A 2-HITTER (7 Innings)	Drew Parrish, 8/27/2021 vs. Springfield (Game 2)
THREW A 9-INNING COMPLETE GAME SHUTOUT	Corey Ray, 6/8/2017 vs. Springfield
THREW A 7-INNING COMPLETE GAME SHUTOUT	Anthony Veneziano, 6/9/2022 @ Tulsa (Game 2)
THREW A 5-INNING COMPLETE GAME SHUTOUT	Danny Duffy, 9/2/2010 vs. Arkansas
THREW A 9-INNING COMPLETE GAME	Scott Blewett, 8/10/2018 vs. Frisco
THREW AN 8-INNING COMPLETE GAME	Ofredy Gomez, 8/2/2019 @ Tulsa
THREW A 7-INNING COMPLETE GAME	Anthony Veneziano, 6/9/2022 @ Tulsa (Game 2)
THREW A 6-INNING COMPLETE GAME	Sugar Ray Marimon, 5/26/2013 @ San Antonio
STRUCK OUT 13 IN A GAME	Danny Duffy, July 17, 2013 @ Tulsa
STRUCK OUT 12 IN A GAME	Josh Staumont, 9/4/2016 vs. Arkansas
STRUCK OUT 11 IN A GAME	Alec Marsh, 5/14/2021 vs. Tulsa
STRUCK OUT 10 IN A GAME	Angel Zerpa, 6/4/2022 vs. Corpus Christi
WALKED 8 IN A GAME	Noel Arguelles, 5/12/2013 @ Springfield
WALKED 7 IN A GAME	Jason Adam, 7/5/2013 @ Midland
WALKED 6 IN A GAME	Marcelo Martinez, 5/10/2022 vs. Wichita
WALKED 5 IN A GAME	Christian Cosby, 6/16/2022 vs. Arkansas
ALLOWED 4 HOME RUNS IN A GAME	Franco Terrero, 4/22/2018 @ Tulsa
ALLOWED 3 HOME RUNS IN A GAME	Alec Marsh, 6/17/2022 vs. Arkansas
ALLOWED 2 HOME RUNS IN A GAME	Anthony Veneziano, 6/14/2022 vs. Arkansas
THREW 110+ PITCHES IN A GAME	Andy Ferguson, 8/9/2014 vs. San Antonio (116)
THREW 100+ PITCHES IN A GAME	Drew Parrish, 5/20/2022 @ Arkansas (100)
THREW 95+ PITCHES IN A GAME	Alec Marsh, 6/11/2022 @ Tulsa (98)
THREW 90+ PITCHES IN A GAME	Anthony Veneziano, 6/14/2022 vs. Arkansas (93)
WON HIS NATURALS DEBUT	Walter Pennington, 4/23/2022 @ Frisco
THREW A AN IMMACULATE INNING	Grant Gavin, 6th Inning 5/20/2019 @ Arkansas