



OMAHA STORM CHASERS GAME NOTES

@ COLUMBUS CLIPPERS

RHP Spencer Turnbull (0-1, 6.00 ERA) @ LHP Ryan Webb (7-7, 4.29 ERA)
Sunday, September 21, 2025 | 12:05 p.m. CT / 1:05 p.m. ET First Pitch
Huntington Park | Columbus, Ohio
Game #148 | Road Game #74 | 2nd Half Game #74
Radio: News Talk 1290 KOIL | Video: Bally Sports Live, MiLB TV

62-85 / 31-42 63-81 / 29-43

Triple-A Affiliate of the Kansas City Royals | 12356 Ballpark Way, Papillion, Nebraska 68046 | (402) 738-5100 | omahastormchasers.com | @OMASTormChasers

UPCOMING SCHEDULE & PROBABLE PITCHERS

UPCOMING GAMES

OPPONENT

TIME (CT)

PROBABLE PITCHERS

END OF SEASON :(

THE MATCHUP

(NUMBER IN PARENTHESES = INTERNATIONAL LEAGUE RANKING)

(BOLD = TRIPLE-A LEADER) (ITALICS = TRIPLE-A WORST) (UNDERLINE = MiLB LEADER)

.250 (11TH) < AVG	.239 (19TH)	5.51 (19TH)	ERA > 4.75 (12TH)
758 (7TH) < R	667 (18TH)	1.56 (19TH)	WHIP > 1.49 (13TH)
1,222 (10TH) < H	1,125 (19TH)	269 (19TH)	AVG > .252 (11TH)
198 (2ND) < HR	156 (12TH)	1273.0 (10TH)	IP > 1245.2 (18TH)
585 (11TH) < BB	584 (12TH)	1,347 (20TH)	H > 1,189 (9TH)
1,365 (14TH) < K	1,385 (18TH)	858 (18TH)	R > 710 (8TH)
167 (8TH) < SB	127 (13TH)	168 (13TH)	HR > 152 (9TH)
.335 (14TH) < OBP	.328 (19TH)	641 (16TH)	BB > 665 (18TH)
.435 (1ST) < SLG	.406 (13TH)	1,292 (10TH)	K > 1,307 (9TH)
.770 (6TH) < OPS	.734 (14TH)	5 (14TH)	SHO > 11 (5TH)

OMAHA vs. COLUMBUS

All-Time vs. Columbus 64-46 (.582)

All-Time in International League (Since 2021) ... 54-35 (.607)

All-Time in Omaha (Since 2021) 23-13 (.639)

All-Time in Columbus (Since 2021) 31-22 (.585)

2025 vs. Columbus 10-7 (.588)

in Omaha 3-3 (.500)

in Columbus 7-4 (.636)

DATE	SITE	RESULT	WIN	LOSS	SAVE
5/13/25 OMA	W, 9-3	C. Champlain	R. Webb	-	-
5/14/25 OMA	W, 8-3	T. Hatch	D. Nikhazy	-	-
5/15/25 OMA	L, 14-10	P. Mushinski	L. Avila	-	-
5/16/25 OMA	W, 9-7	A. Hoffmann	A. Misiaszek	-	-
5/17/25 OMA	L, 8-2	W. Dion	E. Bosacker	-	-
5/18/25 OMA	L, 9-6	M. Hickman	N. Murdock	N. Enright	-
8/19/25 COL	W, 9-4	C. Champlain	A. Davenport	-	-
8/20/25 COL	W, 6-5	R. Hendrix	P. Mushinski	J. Bowlan	-
8/21/25 COL	L, 9-5	J. Leftwich	S. Kolek	-	-
8/22/25 COL	W, 5-4	B. Johnson	T. Stephan	J. Bowlan	-
8/23/25 COL	W, 23-7	J. Gant	W. Dion	-	-
8/24/25 COL	W, 7-3	B. Johnson	T. McKenzie	-	-
9/16/25 COL	L, 9-2	R. Webb	S. Turnbull	-	-
9/17/25 COL	L, 3-0	A. Davenport	J. Gant	-	-
9/18/25 COL	W, 7-5	B. Way	T. Burns	-	-
9/19/25 COL	L, 7-4 (10)	B. Hanner	J. Wallace	-	-
9/20/25 COL	W, 8-7	S. Panzini	D. Espino	N. Robertson	-
9/21/25 COL	12:05 PM CT				

RAISING ROYALTY

1 Omaha player appears on a Top-30 Royals prospects ranking

PLAYER (POSITION)	Pipeline	Baseball America
Shane Panzini (RHP)	-	Royals No. 20

COMING TO CLEVELAND

6 Columbus players appear on a Top-30 Guardians prospects ranking

PLAYER (POSITION)	Pipeline	Baseball America
Cooper Ingle (C)	Guardians No. 4	Guardians No. 9
Kahlil Watson (OF)	Guardians No. 18	Guardians No. 19
Daniel Espino (RHP)	Guardians No. 29	Guardians No. 30
Austin Peterson (RHP)	Guardians No. 30	-
Doug Nikhazy (LHP)	-	Guardians No. 14
Johnathan Rodriguez (OF)	-	Guardians No. 21

TOTAL BASE LEADERS, SINCE 8/9 (AMONG ALL MAJOR AND MINOR LEAGUERS)

BATTER	TEAM	TB	AVG	OPS
1. Matt Olson	ATLANTA	99	.342 (53-for-155)	1.058
2. Harold Castro	Omaha	96	.402 (49-for-122)	1.250
3. Pete Alonso	NEWYORK(NL)	96	.301 (49-for-163)	.937

YESTERDAY'S GAME

	1	2	3	4	5	6	7	8	9	R	H	E	LO
Omaha	4	0	0	0	0	0	3	1	0	8	13	2	7
Columbus	0	2	0	1	0	0	0	4	0	7	8	1	8

WIN: Shane Panzini (2-1) | LOSS: Daniel Espino (0-1) | SAVE: Nick Robertson (1)

NOTES AND NUGGETS

CLIPPING COLUMBUS

With yesterday's 8-7 win over the Clippers, the Storm Chasers have won the season series with Columbus for a 4th straight season, taking 10 of the first 17 games between the two teams.

- ✦ The Storm Chasers and Clippers split the season series 9-9 in 2021 ... since then, Omaha won 11 of 18 in 2022 and 2024, while winning 13 of 18 in 2023.
- ✦ Since joining the International League in 2021, Omaha has won 31 of 53 games at Huntington Park (.585 winning percentage) ... the Storm Chasers have won 54 of 89 overall games with the Clippers (.607 winning percentage).
- ✦ The Storm Chasers' .607 winning percentage against Columbus is the club's 2nd-best against the 12 IL teams they have played ... at least 12 games against since 2021 ... it is tied for the 7th-best winning percentage of IL teams with at least 85 games against an opponent since 2021 (of 38 matchups).

HOMER HAPPY

The Storm Chasers have hit 198 home runs in 2025, 3rd-most in the Minors.

- ✦ The Storm Chasers rank 3rd both at the Triple-A level and in the Minors, behind the Albuquerque Isotopes and Charlotte Knights at 199 homers.
- ✦ 198 homers rank 4th-most in a season in franchise history (since 1969) ... the 2025 Chasers have passed last year's team that hit 193 homers ... the franchise record of 231 is shared by the 1999 Omaha Golden Spikes and the 2021 Omaha Storm Chasers.
- ✦ The 2021 Storm Chasers led Minor League Baseball with 231 home runs, the only time in the modern era (since 2005) Omaha has led its league, the Triple-A level or Minor League Baseball in homers.
- ✦ The Las Vegas Aviators (Athletics Triple-A) led the Minors in 2024 with 232 home runs ... the 2025 season is on pace to have the Minor League leader hit the fewest homers since the 2018 Rancho Cucamonga Quakes hit 202 long balls.

PUSHING 20

Storm Chasers outfielder **MJ Melendez** completed a 20/20/20 season last night with a steal of 2nd base in the 1st inning, his 20th steal of the year.

- ✦ This year, Melendez has hit 33 doubles and 20 homers while stealing 20 bases.
- ✦ Melendez is the 5th Triple-A Omaha player to complete a 20/20/20 season, joining **Bombo Rivera** (1982), **Dwayne Hoesy** (1994), **Dee Brown** (2000) and **Brewer Hicklen** (2022) ... he is the 9th IL player to do so since 2021 and the 3rd this year, joining Louisville's **Rece Hinds** (26 2B, 24 HR, 21 SB) and Columbus' **Milan Tolentino** (20 2B, 21 HR, 20 SB).
- ✦ Since 2005, Melendez is the 5th Royals Minor Leaguer to go 20/20/20, joining **Alan Moya** in 2005 (23 2B, 20 SB), **Alex Gordon** in 2006 (39 2B, 29 HR, 22 SB), **Bobby Witt Jr.** in 2021 (35 2B, 33 HR, 29 SB) and **Brewer Hicklen** in 2022 (30 2B, 28 HR, 35 SB).

HITTIN' HAROLD

In August, Storm Chasers infielder **Harold Castro** had one of the best offensive months by an International League player this year.

- ✦ Since August 9, Castro has gone 49-for-122 (.402) with 12 doubles, 1 triple, 11 homers, 32 RBI and 26 runs scored, with 15 multi-hit games in this 31-game stretch ... **Since August 9, there are 869 players that have taken at least 95 plate appearances between the Majors and Minors and Castro ranks 1st in SLG (.787) and OPS (1.250), tied 3rd in AVG (.402) and is 17th in OBP (.463).**
- ✦ Castro was the IL's August Player of the Month, hitting .433 (39-for-90), with a Minor League-best 76 total bases ... he hit a league-leading 10 homers and ranked 1st with 39 hits and 28 RBI ... he ranked tied 3rd in homers and was 5th in RBI.

BOBBY BARRELS

Storm Chasers infielder **Bobby Dalbec** is on his 3rd team of the season, but has combined to produce one of the top offensive seasons in the IL this year.

- ✦ Between Charlotte, Nashville and Omaha, Dalbec is hitting .269 (108-for-402) with 27 doubles, 24 homers and 82 runs batted in, with a .874 OPS.
- ✦ Dalbec ranks 5th in the IL in extra-base hits (53), tied 6th in homers and tied 8th in runs batted in (72) ... among IL qualifiers, he's 8th in slugging percentage (.525).
- ✦ He has a hit in 22 of 32 games with the Chasers, with 8 multi-hit games and 8 multi-RBI games ... he leads the Storm Chasers with 143 plate appearances since his first game on August 9 and has started 32 of Omaha's 36 games in that stretch.

THAT'S WHAT SPEED DO

The Storm Chasers are not near the league lead in stolen bases, but Omaha has one of the highest success rates on the basespaths in the Minors.

- ✦ Omaha has successfully stolen 167 bases this year, and only been caught 32 times ... 167 steals ranks 8th in the International League and 13th in Triple-A.
- ✦ 167-for-199 in steal attempts is a 83.9% success rate, the 3rd-best stolen base rate at the Triple-A level and is the 7th-best among the 120 full-season Minor League teams (1st: South Bend & New Hampshire tied, 85.9%).

COLUMBUS WEATHER

FIRST PITCH: 84°
HIGH: 89° | LOW: 65°
PRECIPITATION: 1%
Partly sunny, with a high near 89.
South wind 6 to 13 mph.



AT A GLANCE

STREAKS

Current Streak W1
Longest Win Streak W6
Longest Loss Streak L10

RECENT

Last 5 Games 2-3
Last 10 Games 6-4
Last 20 Games 6-14

SPLIT SEASON

1st Half 31-43
2nd Half 31-42

HOME/AWAY

Home Games 31-43
Away Games 31-42

TOTAL HOME ROAD

Longest Win Streak W6 W5 W6
Longest Loss Streak L10 L7 L8

Night Games (5 PM OR LATER) 47-64 26-32 21-32
Day Games (BEFORE 5 PM) 15-21 5-10 10-11

March	1-1	---	1-1
April	10-15	7-6	3-9
May	11-16	7-8	4-8
June	11-15	3-10	8-5
July	7-17	4-9	3-9
August	15-11	5-9	10-2
September	7-10	5-1	2-9

vs. Buffalo	2-1	---	2-1
vs. Charlotte	5-1	5-1	---
vs. Columbus	10-7	3-3	7-4
vs. Durham	0-6	0-6	---
vs. Indianapolis	10-8	3-3	7-5
vs. Iowa	5-16	3-6	2-10
vs. Lehigh Valley	1-4	1-4	---
vs. Louisville	9-9	6-6	3-3
vs. Norfolk	3-2	3-2	---
vs. Salt Lake	1-5	---	1-5
vs. St. Paul	9-9	6-6	3-3
vs. Syracuse	0-6	---	0-6
vs. Toledo	7-11	1-5	6-6

on Tuesday	12-11	7-4	5-7
on Wednesday	10-15	6-6	4-8
on Thursday	7-17	3-9	4-8
on Friday	11-15	6-8	5-7
on Saturday	13-14	6-7	7-7
on Sunday	9-13	3-8	6-5

ABS CHALLENGES

TEAM	TOTAL	WON	LOST	RATE
OMAHA	276	125	151	45%
OPPONENTS	326	165	161	51%

SPENCER TURNBULL'S SPLITS

SPLIT	2025										CAREER									
	IP	H	R	ER	K	BB	HR	ERA	P	IP	H	R	ER	K	BB	HR	ERA	P	IP	H
Home	29.0	38	23	23	27	13	2	7.14	505	263.1	259	131	123	267	98	8	4.20	3993		
Away	28.1	38	29	27	23	18	4	8.58	530	192.0	176	97	90	171	83	11	4.22	2818		
Day	8.2	14	11	11	8	9	2	11.42	199	130.1	129	62	58	122	52	9	4.01	1819		
Night	48.2	62	41	39	42	22	4	7.21	836	325.0	306	166	155	316	129	10	4.29	4992		
vs Left	22.2	28	-	-	19	14	2	-	421	191.2	184	-	-	161	88	10	-	2931		
vs Right	33.2	48	-	-	31	17	4	-	621	261.1	251	-	-	277	93	9	-	3895		
March	-	-	-	-	-	-	-	-	-	-	-	-	-	-	-	-	-	-		
April	-	-	-	-	-	-	-	-	-	62.0	57	33	32	47	35	0	4.65	863		
May	11.1	14	8	7	10	4	1	5.56	192	90.0	94	40	39	92	33	3	3.90	1265		
June	6.1	9	7	7	4	5	0	9.95	133	39.1	29	16	14	39	20	0	3.20	652		
July	3.0	9	6	6	3	1	2	18.00	71	64.2	58	29	28	61	20	4	3.90	795		
August	21.2	31	21	20	21	12	2	8.31	395	158.0	166	94	85	153	53	9	4.84	2589		
September	15.0	13	10	10	12	9	1	6.00	244	41.1	31	16	15	46	20	3	3.27	647		
October	-	-	-	-	-	-	-	-	-	-	-	-	-	-	-	-	-	-		

SPENCER TURNBULL'S ARSENAL (2025)

PITCH	USAGE	MPH	P	K	OPS	AVG	HR	STRIKE RATE	ZONE %	WHIFF RATE
4-seam FB	29%	90.2	247	9	.834	.304	1	64%	51%	22%
Sinker	20%	91.6	169	13	.884	.321	1	69%	59%	18%
Sweeper	16%	81.8	134	6	1.168	.360	2	56%	46%	30%
Slider	13%	84.2	111	3	.990	.379	1	56%	46%	18%
Changeup	11%	85.2	94	0	.976	.444	0	49%	38%	16%
Curveball	10%	76.3	88	9	.396	.158	0	53%	39%	46%

LAST TIME OUT: TUESDAY, SEPTEMBER 16 @ COLUMBUS

PITCH	USAGE	MPH	P	K	OPS	AVG	HR	STRIKE RATE	ZONE %	WHIFF RATE
4-seam FB	35%	90.4	34	2	.000	.000	0	59%	26%	20%
Sinker	18%	91.1	17	0	.971	.400	0	76%	65%	0%
Sweeper	11%	82.3	11	0	2.750	.667	1	82%	64%	14%
Slider	4%	84.9	4	0	.500	.000	0	50%	25%	0%
Changeup	15%	84.4	14	0	.833	.500	0	50%	36%	17%
Curveball	17%	76.5	16	2	.250	.000	0	63%	31%	50%

ARMENAL vs. RIGHT, 2025

PITCH	USAGE	MPH	P	K	OPS	AVG	HR	STRIKE RATE	ZONE %	WHIFF RATE
4-seam FB	23%	90.2	111	6	1.111	.333	1	61%	51%	33%
Sinker	25%	91.7	123	9	.951	.378	0	67%	54%	18%
Sweeper	24%	81.8	117	6	1.223	.391	2	56%	44%	33%
Slider	17%	84.2	83	2	.965	.348	1	61%	51%	19%
Changeup	7%	86.4	33	0	.900	.400	0	55%	39%	25%
Curveball	4%	76.9	20	2	.000	.000	0	50%	35%	38%

ARMENAL vs. LEFT, 2025

PITCH	USAGE	MPH	P	K	OPS	AVG	HR	STRIKE RATE	ZONE %	WHIFF RATE
4-seam FB	38%	90.3	136	3	.650	.286	0	66%	50%	14%
Sinker	13%	91.4	46	4	.739	.188	1	76%	72%	17%
Sweeper	5%	81.5	17	0	.500	.000	0	59%	53%	13%
Slider	8%	84.1	28	1	1.071	.500	0	39%	32%	13%
Changeup	17%	84.5	61	0	1.005	.462	0	46%	38%	12%
Curveball	19%	76.1	68	7	.564	.231	0	54%	40%	50%

CLIPPERS BATTERS vs SPENCER TURNBULL (CAREER)

PLAYER	G	AB	H	HR	RBI	2B	3B	SO	BB	IBB	AVG	OBP	SLG
Christian Cairo	1	2	2	0	0	1	0	0	0	0	1.000	1.000	1.500
Dayan Frias	1	3	1	0	0	0	0	0	0	0	.333	.333	.333
Cooper Ingle	1	2	0	0	0	0	0	1	0	0	.000	.333	.000
Dom Nuñez	1	2	0	0	0	0	0	0	1	0	.000	.333	.000
Johnathan Rodriguez	3	5	1	1	1	0	0	3	1	0	.200	.333	.800
Milan Tolentino	1	3	0	0	0	0	0	3	0	0	.000	.000	.000
Yordys Valdes	1	1	0	0	1	0	0	0	0	0	.000	.500	.000
Kahlil Watson	1	3	1	0	2	0	0	0	0	0	.333	.333	.333



#46 SPENCER TURNBULL

BATS RIGHT THROWS RIGHT HEIGHT 6'3" WEIGHT 215

FULL NAME Spencer Ketcham Turnbull

BORN September 18, 1992 in Demopolis, Alabama (Age 32)

ACQUIRED August 30, 2025 - Signed as an Minor League Free Agent

DRAFTED Round 2 - 2014 (63rd Overall, Detroit Tigers)

COLLEGE University of Alabama (Tuscaloosa, Alabama)

HIGH SCHOOL Madison Central High School (Madison, Mississippi)

SEASON WITH STORM CHASERS 1st Season

MLB DEBUT September 14, 2018 @ Cleveland (1.0 IP, 1 H, 0 ER, 1 K)

MLB SERVICE TIME (ENTERING 2025) 6.020

TODAY'S START

- Turnbull is making his **4th start** with the Storm Chasers, his **12th Triple-A start** this year and his **19th overall appearance** ... signed with the Blue Jays in May, DFA'd and released by Toronto in June ... signed with the Cubs in July, then released by Chicago on August 28 ... signed with the Royals and assigned to Omaha on August 30.
- Playing his **11th professional season** this year ... Royals are Turnbull's 5th MLB organization, has previously spent time with the Tigers, Phillies, Blue Jays and Cubs ... has appeared in 81 Major League games (68 starts) from 2018 to 2025, debuting and primarily pitching with Detroit while also pitching for Philadelphia and Toronto.

ARSENAL

4-SEAM 29% • 90.2MPH | SINKER 20% • 91.6MPH | SWEEPER 16% • 81.8MPH | SLIDER 13% • 84.2MPH | CHANGEUP 11% • 85.2MPH

LAST OUTING: TUESDAY, SEPTEMBER 16 @ COLUMBUS

In his 3rd outing with the Storm Chasers, faced a season-high 25 batters but took his 1st loss with Omaha ... worked a 1-2-3 inning in the 1st ... allowed a 2-run homer to **Johannan Rodriguez** to open the 2nd, before loading the bases ... a bases loaded hit batter and sacrifice fly added 2 more runs for a 3-run 2nd inning ... threw a scoreless 3rd inning, then allowed 2 runs in the 4th on a double, walk and 2-run single ... worked a scoreless 5th inning, but did not come out for the 6th.

2025 HIGHLIGHTS

- Signed a Major League deal with the Blue Jays in May and made 5 starts in the Minors - 3 with the Dunedin Blue Jays (A) and 2 with the Buffalo Bisons (AAA) ... pitched 3 games for Toronto between June 11 and 20 (2 relief appearances, 1 start) ... Designated for Assignment June 25, released June 27.
- Signed a Minor League contract with the Cubs July 12, made 1 start in the Arizona Complex League before making 6 starts with the Iowa Cubs ... released August 28, signed with the Royals August 30 and assigned to Omaha.
- In his final outing with Iowa, August 27 @ Las Vegas (ATH), worked his shortest outing as an I-Cub ... allowed a career-high 8 runs, tying a career-high with 2 runs allowed.
- Between Buffalo and Iowa, made 8 Triple-A starts and went 0-5 with a 9.58 ERA (33 ER in 31.0 IP) with a 2.16 WHIP (49 H + 18 BB) and .360 opponents' average (49-for-136) with 28 strikeouts (8.13 K/9).

CAREER NOTES

- Signed with the Phillies on February 14 and appeared in 17 games (7 starts) going 3-0 with a 2.65 ERA (16 ER in 54.1 IP) with 58 strikeouts ... made 6 starts in April before moving to the bullpen in May.
- Pitched his final Major League game of the year on June 26 ... placed on the injured list with a *lat strain* on June 27, transferred to the 60-day injured list August 17 ... made one rehab start for Lehigh Valley on September 22.

MAJOR LEAGUE CAREER

- Missed entire 2022 season recovering from Tommy John surgery ... went on the Tigers Injured List June 5, 2021 with a right forearm strain, transferred to the 60-day injured list July 7, announced July 20 he would undergo Tommy John surgery ... returned to the Major Leagues with the Tigers April 1, 2023 @ Tampa Bay.
- Threw the 8th no-hitter in Detroit Tigers franchise history on May 18, 2021 in Seattle, the first complete game of his MLB career ... walked 2 and struck out 9, named American League Co-Player of the Week.
- His 11 starts in 2020 ranked 2nd among Tigers pitchers ... 2 HR allowed were tied for the fewest by an MLB pitchers with at least 55.0 innings ... his .198 opponents' average ranked 7th in the AL (min. 55.0 IP).
- Made 30 starts for the Tigers in 2019, his first full season in the majors ... among AL rookies, ranked 2nd in strikeouts (146) & games started, ranked 4th in ERA (4.61) & innings (148.1) ... led the Major Leagues with 17 losses, but also had the lowest run support among qualified MLB starters, at 2.65 runs per game.

MINOR LEAGUE ACCOLADES

- 2015 Midwest League Midseason All-Star (West Michigan Whitecaps)
- 2015 MiLB.com Organization All-Star

MISCELLANEOUS

- 2012-2014: Played collegiately at the University of Alabama, where he went 11-16 with a 3.54 ERA (93 ER in 236.1 IP) over 45 games (40 starts) for the Crimson Tide.
- 2011: Graduated from Madison Central High School (MS) ... as a senior in high school, named a preseason Southeast Region Second Team All-American and a Honorable Mention All-American by Perfect Game in 2011 ... Helped Madison Central win the 2009 state championship.

CAREER PITCHING

+ REHAB ASSIGNMENT

SEASON TEAM		W	L	ERA	G	GS	CG	SHO	SV	SVO	IP	H	R	ER	HR	HB	BB	IBB	SO	WHIP	AVG	AB	WP	BK	GDP	TBF	NP-S		
2014	GCL Tigers (DET, R)	0	0	3.00	1	1	0	0	0	0	3.0	2	1	1	1	1	0	1	0	4	1.00	.200	10	0	0	0	11	24	19
	Connecticut Tigers (DET, A-)	0	2	4.45	11	11	0	0	0	0	28.1	31	16	14	1	1	14	0	19	1.59	.270	115	4	1	2	131	219	155	
2015	West Michigan Whitecaps (DET, A)	11	3	3.01	22	22	1	0	0	0	116.2	106	45	39	0	7	52	0	106	1.35	.242	438	9	2	7	503	1539	1002	
2016	GCL Tigers East (DET, R) +	0	0	7.36	2	2	0	0	0	0	3.2	4	3	3	2	0	1	0	5	1.36	.267	15	1	0	0	16	38	29	
	GCL Tigers West (DET, R) +	0	1	3.38	4	4	0	0	0	0	10.2	3	4	4	0	0	5	0	7	0.75	.091	33	0	0	1	38	69	48	
2017	Lakeland Flying Tigers (DET, A+) +	1	1	3.00	6	6	0	0	0	0	30.0	24	12	10	1	1	10	0	27	1.13	.216	111	6	0	0	123	439	282	
	GCL Tigers West (DET, R) +	0	0	4.00	2	2	0	0	0	0	9.0	8	5	4	0	0	2	0	16	1.11	.242	33	3	0	1	35	77	65	
	Lakeland Flying Tigers (DET, A+) +	7	3	3.05	15	15	0	0	0	0	82.2	68	30	28	3	6	25	0	64	1.13	.230	296	3	1	8	330	878	614	
	Erie SeaWolves (DET, AA)	0	3	6.20	4	4	0	0	0	0	20.1	22	16	14	1	3	8	0	22	1.48	.272	81	0	0	1	93	393	229	
	GCL Tigers West (DET, R) +	0	0	0.00	1	1	0	0	0	0	2.2	1	0	0	0	0	0	3	0	3	1.50	.111	9	0	0	1	12	27	15
2018	Lakeland Flying Tigers (DET, A+) +	0	0	0.00	1	1	0	0	0	0	4.2	2	0	0	0	0	0	0	6	0.43	.125	16	0	0	0	16	63	42	
	Erie SeaWolves (DET, AA)	4	7	4.47	19	19	1	1	0	0	98.2	92	50	49	4	7	40	0	105	1.34	.248	371	10	1	11	421	1709	1059	
	Toledo Mud Hens (DET, AAA)	1	1	2.03	2	2	0	0	0	0	13.1	8	3	3	0	1	3	0	19	0.83	.178	45	0	0	0	53	207	137	
	DETROIT TIGERS	0	2	6.06	4	3	0	0	0	0	16.1	17	11	11	1	1	0	4	0	15	1.29	.262	65	1	1	1	69	283	185
	Toledo Mud Hens (DET, AAA) +	0	0	0.00	1	1	0	0	0	0	3.2	1	0	0	0	0	1	0	7	0.27	.083	12	0	0	0	13	61	37	
2019	DETROIT TIGERS	3	17	4.61	30	30	0	0	0	0	148.1	154	86	76	14	16	59	1	146	1.44	.267	576	9	0	11	656	2661	1630	
2020	DETROIT TIGERS	4	4	3.97	11	11	0	0	0	0	56.2	47	25	25	2	2	29	1	51	1.34	.226	208	0	0	6	242	963	571	
2021	DETROIT TIGERS	4	2	2.88	9	9	1	1	0	0	50.0	37	18	16	2	5	12	0	44	0.98	.203	182	0	0	5	201	775	499	
2022	Did not play (injured)																												
2023	West Michigan Whitecaps (DET, A+) +	0	0	3.60	2	2	0	0	0	0	5.0	4	2	2	1	0	0	0	5	0.80	.211	19	0	0	0	19	57	41	
	Toledo Mud Hens (DET, AAA)	0	1	6.86	6	6	0	0	0	0	21.0	30	16	16	2	2	11	0	25	1.95	.337	89	0	0	1	102	396	227	
	DETROIT TIGERS	1	4	7.26	7	7	0	0	0	0	31.0	37	26	25	5	3	15	0	24	1.68	.291	127	2	0	4	145	555	350	
2024	Lehigh Valley IronPigs (PHI, AAA) +	0	0	9.00	1	0	0	0	0	0	2.0	2	2	2	1	0	1	0	2	1.50	.250	8	0	0	0	9	34	23	
	PHILADELPHIA PHILLIES	3	0	2.65	17	7	0	0	0	0	54.1	37	17	16	6	5	20	0	58	1.05	.188	197	2	0	3	222	916	555	
2025	ACL Cubs (CHC, R)	0	0	2.25	1	1	0	0	0	0	4.0	1	1	1	0	0	2	0	5	0.75	.077	13	0	0	0	15	58	39	
	Dunedin Blue Jays (TOR, A)	0	1	5.56	3	3	0	0	0	0	11.1	14	8	7	1	1	4	0	10	1.59	.292	48	1	2	0	54	192	124	
	Buffalo Bisons (TOR, AAA)	0	2	9.95	2	2	0	0	0	0	6.1	9	7	7	0	1	5	0	4	2.21	.333	27	1	0	0	34	133	77	
	Iowa Cubs (CHC, AAA)	0	3	9.49	6	6	0	0	0	0	24.2	40	27	26	4	2	13	0	24	2.15	.367	109	1	1	2	126	466	280	
	Omaha Storm Chasers (AAA)	0	1	6.00	3	3	0	0	0	0	15.0	13	10	10	1	2	9	0	12	1.47	.241	54	1	1	2	66	244	148	
TORONTO BLUE JAYS		1	1	7.11	3	1	0	0	0	0	6.1	12	5	5	1	0	4	0	4	2.53	.414	29	0	0	1	33	125	79	
MAJOR LEAGUE TOTALS (7 Seasons)		16	30	4.31	81	68	1	1	0	0	363.0	341	188	174	31	31	143	2	342	1.33	.246	1384	14	1	31	1568	6278	3869	
MINOR LEAGUE TOTALS (9 Seasons)		24	29	4.18	115	114	2	1	0	0	516.2	485	258	240	23	35	209	0	497	1.34	.248	1952	40	10	36	2220	7323	4692	

63 ERIC CERANTOLA (40-MAN)

RHP • R/R • 6'5" • 225 LBS • Born: 5/2/2000 (Age 25)
2021 MLB Draft – Round 5 (Mississippi State)
Born: Montreal, Quebec • Resides: Oakville, Ontario

2025: Optioned to Omaha on March 10, opened the year on Omaha's IL, activated from the IL on April 8 ... 25 of 36 relief appearances have been scoreless ... struck out 6 in 2.0 scoreless innings on May 24 @ Salt Lake, with 14 whiffs on 19 swings on his slider, tied for the 2nd-most in a game by an Omaha reliever since 2021 ... placed on Omaha's 7-Day Injured List June 24, reinstated August 5 ... last 9 appearances have been scoreless, 11.1 IP since August 24.

- Playing his 5th professional season this year, all in the Royals organization, added to Kansas City's 40-Man Roster in November 2024, but has not yet made his MLB debut.
- Between NW Arkansas (AA) and Omaha in 2024, had 101 strikeouts in 72.2 innings ... one of six minor leaguers to pitch fewer than 75.0 innings while striking out at least 100 batters ... worked 14.0 scoreless innings between May 3 and 16.
- Selected in the 8th round of the 2016 Ontario Hockey League draft but chose to pursue baseball, playing collegiately at Mississippi State.

SL (85.7), 4SFB (94.8)

CONSECUTIVE BATTERS RETIRED: 7 (9/13 to 9/19)

SCORELESS STREAK: 11.1 IP (8/24 to 9/19)

56 CHANDLER CHAMPLAIN

RHP • R/R • 6'4" • 225 LBS • Born: 7/23/1999 (Age 26)
Traded from New York (AL) – 7/27/22
Drafted by New York (AL) – 2021 Round 9 (Southern California)
Born: Mission Viejo, CA • Resides: Capistrano Beach, CA

2025: Opened the year in Omaha's rotation and made 25 starts for the Chasers, going 4-9 with a 8.00 ERA (99 ER in 111.1 IP) ... pitched at least 5.0 innings in 14 of 25 starts, including 5 straight April 24 to May 18 ... threw a 5.0-inning CG shutout June 13 @ Toledo (DET) ... worked a season-high 12.0-inning scoreless streak between July 22 and August 2, coming 1 out shy of tying his career-high scoreless streak ... moved to the bullpen with 3 weeks left in the regular season.

- Playing his 4th professional season this year, his 4th in the Royals organization ... began his pro career in the Yankees system ... has not yet made his Major League debut.
- Made 28 starts between Northwest Arkansas (AA) and Omaha in 2024, including 1 post-season start with the Chasers ... opened the season at Double-A and made 7 starts before being promoted to Triple-A on May 20, finishing the year in Omaha ... ranked 1st among Royals Minor Leaguers in starts (27) and innings (140.1) ... 120 strikeouts were the 4th-most among Royals farmhands ... made 9 quality starts, 3 in Double-A and 6 in Triple-A.
- Started the Minor League Field of Dreams Game August 9, 2022 vs. Cedar Rapids (MIN) in Dyersville ... allowed 2 runs in 6.1 innings with 7 strikeouts for the "Davenport Blue Sox."

4SFB (92.6), SL (87.3), CB (77.8), SNK (91.9), CH (82.2)

CONSECUTIVE BATTERS RETIRED: 3 (9/18)

SCORELESS STREAK: 6.2 IP (9/5 to 9/18)

48 GEOFF HARTLIEB

RHP • R/R • 6'5" • 240 LBS • Born: 12/9/1993 (Age 31)
Minor League Free Agent – 8/26/2025
Drafted by Pittsburgh – 2016 Round 29 (Lindenwood)
Born: Highland, Illinois • Resides: Troy, Illinois

2025: Opened the season with Scranton/Wilkes-Barre (AAA) ... made 24 appearances and pitched to a 3-2 record and 3.34 ERA ... allowed just 2 home runs with a K/9 of 9.77 ... appeared in 2 games with New York (JAL) ... was DFA'd and elected free agency on July 11 ... signed a Minor League contract with Detroit on August 12 ... appeared in 2 games with Detroit before he was DFA'd on 7/26 ... signed a Minor League contract with the Tigers and pitched in 6 games with Toledo (AAA) before electing free agency ... signed a Minor League contract with Kansas City on August 26 ... 4 of 7 Storm Chasers appearances have been scoreless.

- Playing his 10th professional season this year ... Royals are his 8th organization, has previously spent time with the Pirates, Mets, Red Sox, Marlins, Rockies, Yankees and Tigers.
- Opened the 2024 season with Albuquerque (AAA - COL), elected free agency on October 2 ... signed with New York (AL) on October 18 and was assigned to SWB
- Originally played basketball at Quincy University from 2012-13 ... transferred to Lindenwood University for the 2014 and 2015 seasons to play baseball.

SL (84.4), 4SFB (94.4), SNK (92.9)

CONSECUTIVE BATTERS RETIRED: 1 (9/19)

SCORELESS STREAK: 1.2 IP (9/14 to 9/19)

41 JONATHAN HEASLEY

RHP • R/R • 6'3" • 225 LBS • Born: 1/27/1997 (Age 28)
Minor League Free Agent – 8/5/2025
Drafted by Kansas City – 2018 Round 13 (Oklahoma State)
Born: Plano, Texas • Resides: Celina, Texas

2025: Signed a Minor League contract with the White Sox January 24, threw 4.0 scoreless innings over 3 games in the Cactus League for Chicago, released March 31 ... signed with the Royals on August 5, assigned to NW Arkansas August 13 ... in 8 Double-A outings, went 1-0 with a 4.18 ERA (6 ER in 12.2 IP) and 9 strikeouts ... assigned to Omaha September 9.

- Playing his 7th professional season this year ... Royals were 1st of 3 organizations ... drafted by Kansas City in 2018, Heasley spent 2024 in the Orioles organization and was with the White Sox for 2025 Spring Training ... has pitched 40 MLB games (24 starts) between 2021 and 2024, the vast majority of that with Kansas City.
- Began 2024 with the Orioles ... pitched 4 games in the Majors for Baltimore with made 10 appearances (3 starts) with the Norfolk Tides (AAA) ... had 2 stints in the big leagues, one in April and one in May ... placed on Norfolk's injured list June 15 with right shoulder inflammation, transferred to the 60-day IL July 19 ... DFA'd July 24, released July 25.
- In 2023, made 32 appearances (15 starts) with Omaha and pitched 12 games over 2 stints with Kansas City ... traded to Baltimore for RHP Cesar Espinal on December 18, 2023.

SL (85.0), 4SFB (91.7), CB (78.0)

CONSECUTIVE BATTERS RETIRED: 0

SCORELESS STREAK: 0.0 IP

26 RYAN HENDRIX

RHP • R/R • 6'3" • 215 LBS • Born: 12/16/1994 (Age 30)
Minor League Free Agent – 2/8/2025
Drafted by Cincinnati – 2016 Round 5 (Texas A&M)
Born: Lufkin, Texas • Resides: Cypress, Texas

2025: Opened the regular season with NW Arkansas (AA) and made 4 appearances for the Naturals (3 scoreless) with 8 strikeouts in 4.0 innings ... assigned to Omaha on April 14 ... 18 of 30 Omaha outings have been scoreless, while has allowed 2+ runs in 10 of 11 other appearances ... struck out 7 straight batters across two outings, from May 10 to 15 ... did not allowed a run in the month of June, across 6 outings/9.0 innings, with 16 strikeouts in the month ... placed on Omaha's Injured List June 28, activated July 31.

- Playing his 8th professional season this year ... Royals are his 3rd organization, has previously spent time with the Reds and Diamondbacks ... pitched 45 MLB games between 2021 and 2022 for Cincinnati.
- In 2023, appeared in 3 games for Reno (AAA) in May before suffering right elbow issues that led to Tommy John surgery ... did not pitch in a game in 2024, while recovering.
- Split 2022 between Louisville (AAA) and Cincinnati ... appeared in 9 MLB games over 3 stints, pitched in 42 Triple-A games for the Bats.

SL (85.3), SNK (95.4), 4SFB (95.6), CH (88.8)

CONSECUTIVE BATTERS RETIRED: 1 (9/20)

SCORELESS STREAK: 2.1 IP (9/12 to 9/20)

61 BRANDON JOHNSON

RHP • R/R • 6'0" • 195 LBS • Born: 6/12/1999 (Age 26)
2022 MLB Draft – Round 9 (Ole Miss)
Born: Tuscaloosa, AL • Resides: Cottondale, AL

2025: Opened the season with NW Arkansas (AA) and appeared in 17 games for NWA, going 7-for-7 in saves while pitching to a 0.79 ERA (2 ER in 22.2 IP), struck out 27 (10.72 K/9) while allowing just 5 hits and 7 walks (0.53 WHIP) ... promoted to Omaha on May 27 ... 16 of 33 relief outings with Omaha have been scoreless.

- Playing his 4th professional season this year, all in the Royals organization ... has not yet made his Major League debut.
- Split the 2024 season between Quad Cities (A+) and NW Arkansas (AA), appearing in 45 games with a 3-4 record, 3 saves and a 4.23 ERA (26 ER in 55.1 IP) ... opened his season with 12.0 scoreless innings, including a scoreless April ... also threw 10.0 scoreless innings in August.
- Pitched 2 seasons at Ole Miss, winning the 2022 College World Series with the Rebels and securing the final out of the CWS ... appeared in 42 games between 2021 and 2021.

4SFB (93.8), SL (83.7), CH (85.8), CB (81.6)

CONSECUTIVE BATTERS RETIRED: 1 (9/16)

SCORELESS STREAK: 0.1 IP (9/16)

52 JOEY KREHBIEL

RHP • R/R • 6'3" • 250 LBS • Born: 12/20/1992 (Age 32)
Traded from Tampa Bay – 7/21/2025
Drafted by Los Angeles (AL) – 2011, Round 12 (Seminole HS)
Born/Resides: Seminole, Florida

2025: Signed a Minor League contract with the Rays on January 10 and appeared in 25 games with the Durham Bulls (AAA), going 4-1 with a 6.11 ERA (24 ER in 35.1 IP) and 34 strikeouts ... 12 of 25 games with Durham were scoreless, also had 8 outings that lasted 2.0 innings or more ... worked a 1.13 ERA (1 ER in 8.0 IP) in 6 June appearances ... traded to Kansas City on July 21 and assigned to Omaha July 23 ... 14 of 20 outings with Omaha have been scoreless, including a stretch of 10 straight, August 2 to 30 (12.2 IP).

- Playing his 14th professional season this year ... Royals are his 7th organization, has previously spent time with the Angels, Diamondbacks, Twins, Rays, Orioles and Mariners ... has pitched 70 MLB games between 2018 and 2023 for Arizona, Tampa Bay and Baltimore.
- Signed a minor league contract with the Mariners in February 2024 and spent the entire season with the Tacoma Rainiers (AAA), going 5-3 with 10 saves, a 3.26 ERA (21 ER in 58.0 IP) and 55 strikeouts ... ranked tied-3rd in the Pacific Coast League in saves (10) and tied 5th in appearances (54).
- Was teammates with former Royals and Storm Chasers outfielder Brett Phillips at Seminole High School in Florida, 14 miles northwest of Tropicana Field.

CUT (89.8), 4SFB (93.9), CH (85.3), SNK (92.7)

CONSECUTIVE BATTERS RETIRED: 1 (9/19)

SCORELESS STREAK: 0.1 IP (9/19)

40 CHAZZ MARTINEZ

LHP • L/L • 6'3" • 210 LBS • Born: 1/6/2000 (Age 25)
2022 MLB Draft – Round 17 (Oklahoma)
Born/Resides: San Pedro, California

2025: Opened the season with NW Arkansas (AA) and appeared in 31 games for NWA, going 2-1 with 3 saves, while pitching to a 1.85 ERA (9 ER in 43.2 IP), struck out 45 (10.72 K/9) with a 1.03 WHIP (34 H + 11 BB) ... 17 of 31 appearances in Double-A were more than 1.0 inning ... at the time of his promotion to Triple-A, had the 2nd-lowest ERA among Texas League pitchers with at least 40.0 innings ... promoted to Omaha on July 7 ... 10 of 21 outings with Omaha have been scoreless.

- Playing his 4th professional season this year, all in the Royals organization ... has not yet made his Major League debut.
- In 2024, pitched in 35 games Quad Cities (A+) and struck out 61 batters in 50.2 innings ... also appeared in 7 games for Surprise in the Arizona Fall League.
- 2019-20: Attended UC Santa Barbara ... 2021: Transferred to Orange Coast College (Calif.) ... 2022: went 4-3 with 1 save in 22 appearances (8 starts) with the Sooners.
- His brother, Renae Martinez, was a 33rd-round pick by Arizona in 2017 and reached Triple-A Reno in the Diamondbacks organization in 2021.

SNK (92.6), CUT (89.2), 4SFB (93.6), SWP (81.7), CB (80.9)

CONSECUTIVE BATTERS RETIRED: 5 (9/18)

SCORELESS STREAK: 5.2 IP (9/7 to 9/18)

36 STEPHEN NOGOSEK

RHP • R/R • 6'2" • 205 LBS • Born: 1/11/1995 (Age 30)
Minor League Free Agent – 5/7/2025
Drafted by Boston – 2016, Round 6 (Oregon)
Born: Roseville, CA • Resides: Granite Bay, CA

2025: Signed with the Diablos Rojos del México of the Mexican League (LMB) on February 1 ... signed a Minor League deal with the Royals on May 7, assigned to Omaha ... has been an opener 5 times, with a 3.38 ERA (5 ER in 13.1 IP) as a starter ... first 7 relief appearances with Omaha were scoreless, allowed a run in 8 of 12 outings between June 5 and July 6 ... 14 of last 20 are scoreless, since July 9.

- Playing his 9th professional season this year ... Royals are his 5th organization, has previously spent time with the Red Sox, Mets, Diamondbacks and Nationals, with time in Indy Ball and Mexico as well ... pitched 33 MLB games between 2019 and 2023 for the Mets.
- Signed a minor league contract with the Nationals in February 2024 ... appeared in 11 games for Rochester (AAA) and pitched to a 9.77 ERA with 15 strikeouts across 15.2 innings ... released May 24, then on May 31, signed with the Lancaster Stormers of the independent Atlantic League, worked a 4.32 ERA with 13 saves and 43 strikeouts in 33.1 IP.

SNK (92.7), CUT (89.2), 4SFB (93.6), SWP (81.7), CB (80.9)

CONSECUTIVE BATTERS RETIRED: 2 (9/19)

SCORELESS STREAK: 2.2 IP (9/13 to 9/19)

54 NICK ROBERTSON

RHP • R/R • 6'6" • 235 LBS • Born: 7/16/1998 (Age 27)
Minor League Free Agent – 8/14/2025
Drafted by Los Angeles (NL) – 2019, Round 7 (James Madison)
Born: Roanoke, Virginia • Resides: Callaway, Virginia

2025: Spent Spring Training with Toronto, DFA'd March 27, traded to Houston April 1 for RHP Edinson Batista ... pitched 34 games for the Sugar Land Space Cowboys (AAA), going 1-2 with a 4.25 ERA (17 ER in 36.0 IP) ... allowed 1 ER in his final 8 outings in the Astros organization, working a 0.96 ERA (1 ER in 9.1 IP) between July 4 and August 7, DFA'd by the Astros July 25, sent outright to Triple-A August 1 ... made 3 scoreless appearances before being released August 12, signed with the Royals August 14 and assigned to Omaha ... 6 of 9 Storm Chasers appearances have been scoreless, including 3 straight.

- Playing his 6th professional season this year ... Royals are his 7th organization, has previously spent time with the Dodgers, Red Sox, Cardinals, Angels, Blue Jays and Astros ... made his MLB Debut June 7, 2023 with the Dodgers and has appeared in 27 MLB games between 2023 and 2024 for the Dodgers, Red Sox, Cardinals and Blue Jays.
- Pitched for 3 organizations and 5 teams in 2024, making 9 MLB appearances (8 with St. Louis) and 33 Triple-A appearances (with Memphis, Salt Lake and Buffalo) ... opened the year in the Cardinals organization, DFA'd in August and claimed by the Angels ... DFA'd September 15 by Los Angeles and claimed by Toronto.
- In 2023, between the Majors and Triple-A, combined to appear in 60 games (1 start) in the Dodgers and Red Sox organizations, including 9 MLB games.

4SFB (93.3), CH (86.5), SL (87.7), SWP (83.0)

CONSECUTIVE BATTERS RETIRED: 4 (9/20)

SCORELESS STREAK: 6.2 IP (9/5 to 9/20)

58 JACOB WALLACE

RHP • R/R • 6'1" • 190 LBS • Born: 8/13/1998 (Age 27)
Traded from Boston – 12/16/2022
Drafted by Colorado – 2019, Round 3 (Connecticut)
Born: Lawrence, MA • Resides: Methuen, MA

2025: Opened the season with Omaha ... after following runs in his first 3 outings, went on the Development List April 8-10, worked 9.0 scoreless innings April 15 to 26 ... 10 of 25 appearances have been 2.0 innings or more, has finished 3.0 innings 3 times ... 13 of his 24 relief outings appearances have been scoreless ... retired 23 straight batters, between June 7 vs. Iowa and June 22 vs. Durham ... on Injured List June 26 to August 21 and August 28 to September 12.

- Playing his 6th professional season this year ... Royals are his 3rd organization, previously in the Rockies and Red Sox systems ... has not yet made his MLB debut.
- Opened 2024 with Omaha and appeared in 3 games out of the bullpen for the Storm Chasers, earned wins in his first 2 career Triple-A appearances ... transferred to NW Arkansas (AA) on April 9 and finished the year in Double-A, his 2nd season with the Naturals ... combined to go 5-4 with a 4.10 ERA (29 ER in 63.2 IP) with 86 strikeouts (2.16 K/9).
- Drafted by Colorado, traded to Boston for OF Kevin Pillar in 2020, then traded from Boston to Kansas City for RHP Wyatt Mills in 2022.

4SFB (94.3), SL (83.7), CUT (88.8)

CONSECUTIVE BATTERS RETIRED: 0

SCORELESS STREAK: 0.0 IP

43 BECK WAY

RHP • R/R • 6'4" • 200 LBS • Born: 8/6/1999 (Age 26)
Traded from New York (AL) – 7/27/22
Drafted by New York (AL) – 2020, Round 4 (NW Florida State JC)
Born: Harrisburg, PA • Resides: Huntington Beach, CA

2025: Opened the season at NW Arkansas, his 3rd straight season opening in Double-A ... appeared in 23 games for the Naturals, going 3-5 with a 4.95 ERA (20 ER in 36.1 IP) and 31 strikeouts ... over his last 9 outings in Double-A (from May 24 to June 21), pitched to a 1.93 ERA (4 ER in 18.2 IP), with 3 walks to 15 strikeouts ... promoted to Omaha on June 26 ... 10 of 23 Storm Chasers appearances have been scoreless.

- Playing his 5th professional season this year ... Royals are his 2nd organization after being drafted by the Yankees ... part of the return for OF Andrew Benintendi in July 2022.
- Spent all but 1 game of the 2024 season in NW Arkansas (AA), serving primarily as their closer and racking up 12 saves and a 3.88 ERA (25 ER in 58.0 IP) with 63 strikeouts ... 12 saves ranked 3rd among Royals minor leaguers ... made his lone appearance for Omaha and his Triple-A debut on September 19 vs. Louisville (1.0 IP, 2 K).
- Spent the 2023 season in NW Arkansas (AA), but struggled to a 2-9 record with a 6.67 ERA (59 ER in 79.2 IP) and 80 strikeouts ... as a starter, he went 0-9 with a 9.23 ERA (53 ER in 51.2 IP), as a reliever, he went 2-0 with a 1.93 ERA (6 ER in 28.0 IP).

SNK (95.9), CUT (90.0), SWP (86.5), CH (89.9)

CONSECUTIVE BATTERS RETIRED: 1 (9/18)

SCORELESS STREAK: 1.1 IP (9/18)

STORM CHASERS BULLPEN USAGE (Pitch Count, Last Three Weeks)

DAY OF WEEK	TUE	WED	THU	FRI	SAT	SUN	MON	TUE	WED	THU	FRI	SAT	SUN	MON	TUE	WED	THU	FRI	SAT	SUN
DATE	9/2	9/3	9/4	9/5	9/6	9/7	9/8	9/9	9/10	9/11	9/12	9/13	9/14	9/15	9/16	9/17	9/18	9/19	9/20	9/21
63 Cerantola, Eric	15		19			19			14			15				16		6		
56 Champlain, Chandler				63				13		10		21					36	15		
48 Hartlieb, Geoff		21		38									16						20	
41 Heasley, Jonathan	11 (NWA)			25 (NWA)						16			22		19				29	
26 Hendrix, Ryan			11			19					27		17		32					
61 Johnson, Brandon	12			40 (START)		23					28						19	21		
52 Krehbiel, Joey		26			25					13		9					40			
40 Martinez, Chazz (L)			45			25						16						21		
36 Nogosek, Stephen		29			39				12			36 (START)							26	
54 Robertson, Nick	26			51							27		11		16			3		
58 Wallace, Jacob								21									37			
43 Way, Beck	39											29								

RELIEVERS	LAST RELIEF APPEARANCE								FIRST BATTER		SAVES		INHERITED RUNNERS	
PITCHER	LAST RELIEF	OUTING	IP	R	ER	BB	K	P-S	FACED	RETIRED	SV	OPP	IR	SCORED
63 Cerantola, Eric	9/19 @ Columbus		1.0	0	0	0	0	6-4	36	21	1	1	14	6
56 Champlain, Chandler	9/18 @ Columbus		3.0	0	0	0	4	36-27	4	3	0	0	0	0
48 Hartlieb, Geoff	9/19 @ Columbus		1.0	0	0	0	0	15-10	36	27	4	4	29	7
41 Heasley, Jonathan	9/20 @ Columbus		0.2	4	4	0	0	20-12	4	1	0	0	3	3
26 Hendrix, Ryan	9/20 @ Columbus		2.0	0	0	1	3	29-19	30	18	0	1	12	7
61 Johnson, Brandon	9/16 @ Columbus		1.0	4	4	3	2	32-16	34	21	1	1	13	6
52 Krehbiel, Joey	9/19 @ Columbus		1.0	1	1	0	3	21-13	45	28	4	7	9	7
40 Martinez, Chazz (L)	9/18 @ Columbus		2.0	0	0	2	5	40-24	21	13	0	0	11	6
36 Nogosek, Stephen	9/19 @ Columbus		1.1	0	0	0	2	21-14	36	23	2	3	19	6
54 Robertson, Nick	9/20 @ Columbus		1.1	0	0	1	2	26-17	43	30	4	5	13	3
58 Wallace, Jacob	9/19 @ Columbus		0.1	3	2	1	0	3-3	24	15	0	0	19	3
43 Way, Beck	9/18 @ Columbus		2.0	3	3	1	1	37-22	23	16	0	0	13	3
SEASON (INCLUDING INACTIVE)									500	315	27	49	209	83

SEASON (INCLUDING INACTIVE)						500	315	27	49	209	83
OMAHA STARTING PITCHER SPLITS						1ST PITCH STRIKES			1-2-3 INNINGS		
PITCHER	GS	W-L	TEAM W-L	R SUPPORT	SUPPORT/9 IP	FPS	TBF	% FPS	TOTAL	POSSIBLE	% 1-2-3
Champlain, Chandler	25	4-9	9-16	74	5.98	335	529	63.3%	34	108	31.5%
Gant, John	19	5-5	8-11	57	6.33	211	375	56.3%	19	78	24.4%
Hatch, Thomas	18	5-6	7-11	39	3.83	231	388	59.5%	32	87	36.8%
Avila, Luinder	9	2-2	4-5	28	6.20	92	172	53.5%	16	39	41.0%
Hill, Rich	9	4-4	4-5	31	6.64	104	192	54.2%	9	41	22.0%
Keuchel, Dallas	7	2-1	5-2	25	6.31	103	156	66.0%	7	35	20.0%
Cameron, Noah	7	2-1	4-3	28	7.71	73	133	54.9%	12	32	37.5%
Kolek, Stephen	5	1-3	1-4	8	3.79	57	96	59.4%	4	18	22.2%
Nogosek, Stephen	5	0-1	3-2	3	2.03	31	53	58.5%	5	12	41.7%
21 Panzini, Shane	5	2-1	2-3	15	5.96	69	109	63.3%	5	22	22.7%
Bosacker, Ethan	4	0-2	2-2	14	8.22	41	75	54.7%	3	15	20.0%
Dunn, Justin	4	0-3	1-3	6	4.63	38	65	58.5%	4	10	40.0%
Wright, Kyle	4	0-0	2-2	13	9.00	30	61	49.2%	4	12	33.3%
46 Turnbull, Spencer	3	0-1	1-2	5	3.00	38	66	57.6%	3	15	20.0%
Kudrna, Ben	3	0-1	2-1	6	5.06	28	58	48.3%	3	10	30.0%
Guerrero, Tyson	3	1-2	1-2	10	8.44	24	49	49.0%	6	10	60.0%
Simonelli, Anthony	3	0-2	1-2	1	1.69	14	28	50.0%	1	4	25.0%
Ackenhausen, Nate	2	0-0	1-1	1	3.00	8	15	53.3%	0	3	0.0%
Williams, Henry	2	0-2	0-2	2	2.25	27	43	62.8%	2	8	25.0%
Johnson, Brandon	2	0-1	0-2	4	12.00	11	17	64.7%	1	3	33.3%
Ragans, Cole	2	0-0	1-1	0	0.00	15	25	60.0%	3	6	50.0%
45 Ramsey, Ryan	2	0-1	0-2	0	0.00	20	42	47.6%	0	7	0.0%
37 Falter, Bailey <i>MLB REHAB</i>	1	0-0	1-0	1	9.00	2	5	40.0%	0	1	0.0%
Noriega, Cruz	1	0-1	0-1	0	0.00	6	12	50.0%	0	1	0.0%
Cerantola, Eric	1	0-0	1-0	1	6.75	2	9	22.2%	0	1	0.0%
Wallace, Jacob	1	0-0	1-0	1	3.00	6	10	60.0%	1	3	33.3%
SEASON (INCLUDING INACTIVE)	147			373	6.63	1,616	2,783	58.1%	174	581	29.9%

OMAHA STARTING PITCHER/CATCHER MATCHUPS																																					
PITCHER	LUCA TRESH						CARTER JENSEN						BRIAN O'KEEFE						LUKE MAILE						TOTALS												
	GS	W-L	ERA	IP	ER	BB	SO	GS	W-L	ERA	IP	ER	BB	SO	GS	W-L	ERA	IP	ER	BB	SO	GS	W-L	ERA	IP	ER	BB	SO									
Champlain, Chandler Gant, John Hatch, Thomas Avila, Luinder Hill, Rich Keuchel, Dallas Cameron, Noah Kolek, Stephen Nogosek, Stephen Panzini, Shane	9	1-2	6.95	44.0	36	16	42	6	2-3	6.11	28.0	24	9	22	5	1-2	8.87	22.1	24	11	19	5	0-2	12.71	17.0	24	13	10	25	4-9	8.00	111.1	99	49	93		
	11	3-3	4.56	51.1	28	23	39	4	1-1	10.50	12.0	15	13	11	1	0-0	9.64	4.2	5	3	5	1	0-0	15.00	3.0	5	2	3	19	5-5	6.00	81.0	54	45	93		
	3	1-1	1.69	16.0	3	5	15	4	2-2	6.50	18.0	13	5	15	4	1-3	5.57	21.0	13	4	18	7	1-0	3.44	36.2	14	14	30	18	5-6	4.22	91.2	43	28	78		
	5	1-1	4.15	26.0	12	9	32	1	0-0	0.00	2.2	0	1	2	3	1-1	6.00	12.0	9	7	12	9	2-2	4.43	40.2	20	17	46	9	2-2	4.43	40.2	20	17	46		
	2	0-1	1.29	7.0	1	5	11	2	0-2	13.50	8.0	14	7	4	4	3-1	4.29	21.0	11	12	25	1	1-0	3.00	6.0	2	1	8	9	4-4	5.63	40.0	25	24	47		
	1	1-0	1.59	5.2	1	3	3	5	1-1	3.81	26.0	15	7	26	7	2-1	2.11	21.1	6	9	22	2	0-0	2.45	7.1	2	3	10	7	2-1	3.31	32.2	12	13	38		
	1	0-0	11.25	4.0	5	1	6	3	1-1	2.70	13.1	5	2	12	4	2-1	2.11	21.1	6	9	22	2	0-0	2.45	7.1	2	3	10	7	2-1	3.31	32.2	12	13	38		
	2	0-2	15.88	5.2	10	8	8	3	1-1	2.70	13.1	5	2	12	4	2-1	2.11	21.1	6	9	22	2	0-0	2.45	7.1	2	3	10	7	2-1	3.31	32.2	12	13	38		
	2	0-0	5.40	5.0	3	2	7	2	0-1	1.42	6.1	1	3	6	5	1-3	6.63	19.0	14	10	20	5	0-1	3.38	13.1	5	5	14	5	1-3	6.63	19.0	14	10	20		
	21	3	2-1	1.84	14.2	11	10	9	2	0-1	1.42	6.1	1	3	6	5	2-1	1.84	14.2	11	10	9	5	2-1	4.76	22.2	12	15	13	5	0-1	3.38	13.1	5	5	14	
Bosacker, Ethan	2	0-1	4.91	7.1	6	5	4	1	0-0	3.00	3.0	1	1	2	1	0-1	9.00	5.0	5	2	2	4	0-2	5.87	15.1	10	8	8	4	0-2	5.87	15.1	10	8	8		
Dunn, Justin	2	0-1	11.81	5.1	10	5	8	2	0-2	9.95	6.1	8	6	5	1	0-1	9.00	5.0	5	2	2	4	0-3	10.80	11.2	14	11	13	4	0-3	10.80	11.2	14	11	13		
Wright, Kyle	1	0-0	12.00	3.0	4	3	3	2	0-2	9.95	6.1	8	6	5	1	0-0	19.29	2.1	5	4	0	4	0-0	6.23	13.0	9	9	14	4	0-0	6.23	13.0	9	9	14		
46	3	0-1	6.00	15.0	10	9	12	3	0-1	6.00	15.0	10	9	12	3	0-1	6.00	15.0	10	9	12	3	0-1	6.00	15.0	10	9	12	3	0-1	6.00	15.0	10	9	12		
Kudrna, Ben	1	0-1	15.00	3.0	5	5	2	2	0-0	12.91	7.2	11	10	7	3	0-1	15.00	3.0	5	5	2	3	0-1	15.00	3.0	5	5	2	3	0-1	15.00	3.0	5	5	2		
Guerrero, Tyson	1	0-1	16.20	1.2	7	3	3	1	0-0	0.00	1.2	1	3	2	1	0-1	9.00	4.0	4	1	6	1	1-0	0.00	5.0	0	0	7	3	1-2	5.91	10.2	7	4	16		
Simonelli, Anthony	1	0-0	0.00	1.2	1	3	2	2	0-2	14.73	3.2	7	4	4	2	0-2	14.73	3.2	7	4	4	3	0-2	10.13	5.1	6	7	6	3	0-2	10.13	5.1	6	7	6		
Ackenhausen, Nate	1	0-0	0.00	2.0	0	2	3	1	0-0	0.00	1.0	0	1	1	1	0-0	0.00	1.0	0	1	1	2	0-0	0.00	3.0	0	3	4	2	0-0	0.00	3.0	0	3	4		
Williams, Henry	1	0-1	7.20	5.0	4	3	4	1	0-1	7.20	5.0	4	3	4	1	0-1	15.00	3.0	5	5	2	2	0-2	10.13	8.0	9	8	6	2	0-2	10.13	8.0	9	8	6		
Johnson, Brandon	1	0-0	9.00	2.0	3	1	3	1	0-0	9.00	2.0	3	1	3	1	0-1	27.00	1.0	3	1	1	2	0-1	15.00	3.0	5	2	4	2	0-1	15.00	3.0	5	2	4		
Ragans, Cole	2	0-1	1.35	6.2	1	2	14	2	0-1	1.35	6.2	1	2	14	2	0-1	1.35	6.2	1	2	14	2	0-1	1.35	6.2	1	2	14	2	0-1	1.35	6.2	1	2	14		
45	1	0-0	5.79	4.2	3	3	3	1	0-0	5.79	4.2	3	3	3	1	0-1	10.80	3.1	4	4	3	2	0-1	7.88	8.0	7	7	6	2	0-1	7.88	8.0	7	7	6		
37	1	0-0	3.00	3.0	1	1	3	1	0-1	72.00	1.0	8	3	1	1	0-1	72.00	1.0	8	3	1	1	0-0	0.00	1.0	0	1	2	1	0-0	0.00	1.0	0	1	2		
Falter, Bailey	1	0-0	13.50	1.1	2	2	1	1	0-0	13.50	1.1	2	2	1	1	0-0	13.50	1.1	2	2	1	1	0-1	72.00	1.0	8	3	1	1	0-1	72.00	1.0	8	3	1		
Noreiga, Cruz	1	0-0	3.00	3.0	1	1	3	1	0-0	3.00	3.0	1	1	3	1	0-0	3.00	3.0	1	1	3	1	0-0	13.50	1.1	2	2	1	1	0-0	13.50	1.1	2	2	1		
Cerantola, Eric	1	0-0	3.00	3.0	1	1	3	1	0-0	3.00	3.0	1	1	3	1	0-0	3.00	3.0	1	1	3	1	0-0	3.00	3.0	1	1	3	1	0-0	3.00	3.0	1	1	3		
Wallace, Jacob	1	0-0	3.00	3.0	1	1	3	1	0-0	3.00	3.0	1	1	3	1	0-0	3.00	3.0	1	1	3	1	0-0	3.00	3.0	1	1	3	1	0-0	3.00	3.0	1	1	3		
Relievers	13-18	5-27	263.0	165	123	296	9-3	6-08	137.2	96	69	127	3-5	5-26	143.2	95	76	186	7-7	2-62	86.0	34	40	84	34-35	5-09	666.1	377	330	729	147	63-85	5.51	1273.0	779	641	129
TOTALS	57	22-36	5.30	502.2	296	250	532	33	16-16	6.31	274.0	192	135	241	31	11-20	6.18	270.2	186	148	307	20	10-10	3.98	169.2	75	76	164	147	63-85	5.51	1273.0	779	641	129		
	CS/ATT	12/96		PCT	12.5%			CS/ATT	6/40		PCT	15.0%			CS/ATT	6/47		PCT	12.8%			CS/ATT	5/29		PCT	17.2%			CS/ATT	31/226		PCT	13.7%				

44 DAIRON
BLANCO

(40-MAN)

OF • R/R • 6'0" • 200 LBS • Born 4/26/1993 (Age 32)
Traded from Oakland – 7/27/2019
Originally signed by Oakland – 4/2/2018
Born: Florida, Cuba • Resides: Miami, Florida

2025: Opened the regular season in the Majors with the Royals, his 2nd MLB Opening Day & 4th MLB season ... appeared in the first 3 games of Kansas City's season (30) as a pinch runner/hitter ... placed on the 10-day IL March 31 with a right knee tendinitis ... sent to Omaha on rehab on April 9, hit .296 (6-for-27) over 12 rehab games ... activated May 16, appeared in 6 MLB games and went 1-for-5 ... optioned to Omaha June 2 ... 1st on Omaha in steals (32), tied 4th in runs (48)
✦ Playing his 7th professional season this year, 6th with KC ... Royals are his 2nd organization, originally signed by the Athletics ... has appeared in 171 MLB games with the Royals.
✦ One of 10 players who remained on the Royals active roster for the entire 2024 season ... 31 steals tied for the 8th in the American League.
✦ Set the Chasers' single-season stolen base record in consecutive seasons, with 45 steals in 107 games in 2022, before stealing 47 bases in 49 games with Omaha in 2023 ... began 2023 with the Chasers and hit .347 (60-for-173), led MiLB in SB when he was promoted to the Majors.

HIT STREAK:

ON-BASE STREAK:

2025: Signed a Minor League deal with the Mets March 13, opened the regular season with the Syracuse Mets (AAA) and appeared in 13 Triple-A games, hitting .167 (7-for-42) with 5 RBI ... had 3 stints on Syracuse's development list, including May 8 until he was traded to the Royals on May 22 ... assigned to Omaha May 23 ... reached base in the first 14 games he played with Omaha, with a hit & RBI in his first 5 with the Chasers ... has made at least 8 starts at 2B, 3B and SS for Omaha.
✦ Playing his 10th professional season this year, his 1st with KC ... Royals are his 8th organization, has previously spent time with the Yankees, Pirates, Diamondbacks, Phillies, Orioles, Twins and Mets ... played 101 MLB games with Pittsburgh, Arizona and Minnesota between 2022 and 2024.
✦ Opened 2024 in the Orioles system, traded to the Twins April 5 and finished the year with Minnesota ... hit .260 with a .761 OPS over 113 Triple-A games with Norfolk and St. Paul (AAA).

✦ Younger brother, Juan Castillo, is a catcher in the Rockies' organization ... Juan signed with Colorado in July 2019 and is currently in Single-A with the Fresno Grizzlies.

HIT STREAK: 9 Games (8/5 to 9/18) .421 (16-for-38), 3 2B, 2 HR

ON-BASE STREAK: 9 Games (8/5 to 9/18) .421 (16-for-38), 1 BB

2025: 6th in the International League in batting average (.307), 7th in slugging percentage (.538), 10th in OPS (.892) ... also 1st on the Storm Chasers in homers (21) & RBI (65), tied 1st in hits (113), 2nd in total bases (198) & extra-base hits (47) and 1st in runs (54) & doubles (18) ... made at least 17 starts at all 4 infield positions ... on Omaha's IL from May 15 to June 17 & appeared in 2 rehab games with the ACL Royals (R), June 16-17 ... hit safely in his first 8 games after coming off the Injured List, June 19 to 28 ... recorded 2+ hits and drove in a run in 7 games straight, August 9 to 20 ... back-to-back IL player of the weeks for the weeks of August 11-17 and August 18-24, IL August Player of the Month, hitting .433 (39-for-90) with 10 HR, 28 RBI & 1.329 OPS in 23 games.

✦ Playing his 15th professional season this year, his 1st with KC ... Royals are his 3rd organization, has previously spent time with the Tigers and Rockies, and in Mexico ... has played 450 MLB games between 2018 and 2023 with Detroit and Colorado.

✦ Spent 2024 with Toros de Tijuana in the Mexican League, slashing .320/.366/.447 (106-for-331, .813 OPS) in 84 games.

✦ Has appeared in an MLB game at every defensive position except catcher, led by 2B (153 games), SS (74), 1B (68), 3B (53), CF (46), LF (25), RF (14) and P (9) ... a career .278 (391-for-1406) hitter in 450 MLB games.

HIT STREAK: 13 Games (9/4 to 9/20) .365 (19-for-52), 7 2B, 3 HR

ON-BASE STREAK: 13 Games (9/4 to 9/20) .365 (19-for-52), 5 BB

2025: 5th in the International League in XBH (53), tied 6th in HR (24), tied 8th in RBI (82) ... 8th in SLG (.525) ... signed a Minor League contract with the White Sox January 7, opened the year with Charlotte (AAA) and had his contract selected April 21, after 12 Triple-A games ... went 4-for-18 (.222) over 7 MLB games with Chicago, DFA'd May 4 ... signed a Minor League deal with the Brewers May 10 ... played 61 games for Nashville (AAA), hitting .266 (61-for-229) before being released August 4 ... in 73 AAA games with Charlotte and Nashville, hit .276 (76-for-275) with 16 HR, 57 RBI and a .887 OPS ... signed a Minor League with the Royals August 8, assigned to Omaha.

✦ Playing his 10th professional season this year, his 1st with KC ... Royals are his 3rd organization, has previously spent time with the Red Sox, White Sox and Brewers ... has played 338 MLB games between 2020 and 2025 with the Red Sox (331 G) and White Sox (7 G).

✦ Made Boston's Opening Day roster in 2024 and appeared in 37 MLB games over 2 stints, but spent most of the season with the Worcester Red Sox (AAA), where he led the team with 20 home runs ... designated for assignment on September 8 and outrighted to Worcester September 10.

HIT STREAK:

ON-BASE STREAK:

2025: In April, signed with Algodoneros Union Laguna in the Mexican League and appeared in 56 games, hitting .267 (54-for-202) with 49 RBI and a .902 OPS ... joined the team with 13 HR ... signed a Minor League contract with the Royals on July 4, assigned to NW Arkansas (AA) ... in 16 Double-A games hit .316 (18-for-57) with 4 HR and 12 RBI ... named Texas League Player of the Week for July 7-13 after going 7-for-16 (.438 average) with 3 HR ... assigned to Omaha on July 29.

✦ Playing his 12th professional season this year, his 1st with KC ... Royals are his 6th organization, has previously spent time with the Diamondbacks, Brewers, Marlins, Giants, Tigers, as well as in independent baseball and in Mexico ... has played 150 MLB games over parts of 4 seasons between 2019 and 2023 with Miami, San Francisco and Detroit.

✦ Spent 2024 with the Lancaster Stormers of the independent Atlantic League ... in 73 games, he hit .304 (90-for-296) with 17 HR, 64 RBI, and a .956 OPS.

✦ Is a 5-time MiLB.com Organizational All-Star, with Arizona (2015), Milwaukee (2016), Miami (2018-2019) & San Francisco (2022) ... 2019 MIA Minor League Player of the Year.

HIT STREAK:

ON-BASE STREAK:

2025: 4th on the Storm Chasers in doubles (17) ... optioned to Omaha on March 10, has not played in an MLB game this year ... designated for assignment on July 22, sent outright on July 27 ... hit .262 (17-for-65) in 20 May games.

✦ Playing his 5th professional season this year, all in the Royals organization ... played 5 MLB games with KC in 2024.

✦ Spent most of 2024 with the Chasers, also played 3 MLB games with the Royals, made his MLB debut 8/25 vs. PHI ... tied 2nd on Omaha in BB (53) and tied 4th in H (108) ... improved his average 69 points 1st half to 2nd half (.215 to .284), raising his OPS 166 points (.675 to .841).

✦ Spent all of 2023 with Omaha and led the Storm Chasers in HR (16), RBI (71), H (120), 2B (28), XBH (46), TB (200), R (69) and BB (81).

HIT STREAK: 2 Games (9/18 to 9/19) .375 (3-for-8)

ON-BASE STREAK: 2 Games (9/18 to 9/19) .375 (3-for-8), 1 BB

2025: On his 3rd stint with Omaha, also July 8-17 and August 13-25 ... opened the year with NW Arkansas (AA) and appeared in 31 games (all starts at catcher) for the Nationals, going 14-for-93 (.151 average) with 1 HR, 5 RBI and 16 BB ... made his Triple-A debut July 12 vs. Toledo, catching Dallas Keuchel's first Omaha start ... caught 3.0 innings and took 2 at-bats for the Chasers in his August stint ... went 4-for-16 (.250) over 5 games with NWA in August, between his 2 stints in Double-A.

✦ Playing his 5th professional season this year, his 4th in the Royals organization ... played in the independent Pioneer League in 2021, with the Great Falls Voyagers.

✦ Appeared in 21 games in 2024, with the ACL Royals (R) and Quad Cities (A+), combined to hit .190 (12-for-63) with 7 RBI and 22 BB ... was active with Omaha March 30 to April 1 and April 16-17, but did not appear in a game ... had two stints on Omaha's development list, also on Omaha's injured list May 16 to July 17 ... while on Omaha's Development List, joined the Royals staff briefly from April 29-May 1 as a bullpen catcher when Kansas City team traveled to Canada to play Toronto.

HIT STREAK:

ON-BASE STREAK:

2025: 2nd on the Storm Chasers in walks (39) and tied 4th in steals (12) ... optioned to Omaha March 25 and reached base in his first 20 games of the season, March 28 to April 22 ... has reached base in 39 of 42 games overall with Omaha ... recalled by Kansas City on April 27, optioned to AAA on April 30 without getting in an MLB game, recalled again May 23 and appeared in 67 games for the Royals (.43 starts) ... in the Majors, hit .208 (35-for-168) with a .635 OPS, optioned September 16.
✦ Playing his 5th professional season this year, all have come in the Royals organization ... has played 143 MLB games with Kansas City between 2023 and 2025 ... made his MLB debut on September 1, 2023 vs. Boston.

✦ Made his first MLB Opening Day roster in 2024 and appeared in 57 big league games for Kansas City over three stints ... reached base in 53 of 58 games with Omaha ... batting average was at or above .300 after 51 of 58 games he played ... hit safely in 18 consecutive games, between May 14 and August 10, a streak that spanned parts of two stints, with two months in the big leagues in between.

HIT STREAK: 6 Games (5/17 to 9/20) .417 (10-for-24), 1 2B

ON-BASE STREAK: 14 Games (5/8 to 9/20) .373 (19-for-51), 12 BB, 2 HBP

2025: 3rd in the International League in extra-base hits (56), 4th in doubles (33) & tied 9th in total bases (212) ... also 1st on the Storm Chasers in total bases (212) & runs (70), tied 1st in hits (113), 2nd in home runs (28), RBI (64) & steals (20) and 3rd in walks (38) ... signed a Minor League deal with the Royals on April 19, first time in Triple-A since May 2022, hit .270 in 70 games with Omaha after being optioned, hit .252 (73-for-290), recalled by the Royals on July 23, went 1-for-13 (.077) over 7 games, optioned to Triple-A August 1 ... hit for the cycle on September 11 vs. Charlotte ... IL Player of the Week September 8 to 14, going 10-for-23 with 8 XBH, 25 TB, 10 RBI in 5 Gvs. Charlotte.

✦ Playing his 8th professional season this year, all with the Royals ... has played 435 MLB games with Kansas City between 2022 and 2025 ... played in 412 of Kansas City's 465 games from his debut through 2024 (88.6%), matching Salvador Perez for the 2nd-most games among Royals since 2022, trailing only Bobby Witt Jr. (469).

✦ Won the Joe Bauman Award in 2021, which is given to Minor League Baseball's home run leader ... hit 41 homers between NW Arkansas (AA) and Omaha ... was Texas League MVP in 2021 with NWA.

HIT STREAK: 3 Games (9/18 to 9/20) .357 (5-for-14)

ON-BASE STREAK: 5 Games (9/16 to 9/20) .333 (6-for-18), 3 BB, 1 HBP

2025: 1st the Storm Chasers in walks (45), 2nd in doubles (19), 3rd in hits (72) and tied 4th in extra-base hits (29) ... with runners on base, hitting .240 (40-for-167), compared to .158 (32-for-202) with the bases empty ... sent outright to Omaha on March 23 ... 1 of 3 players to be on Omaha's active roster all year.

✦ Playing his 8th professional season this year, all in the Royals organization ... played 145 MLB games with Kansas City between 2022 and 2023 ... selected to All-Star Futures Game in 2021 & 2022.

✦ Has played 404 games for the Omaha Storm Chasers since 2021, the most games of any Storm Chaser since 2021, 4th-most of any Minor League player with a team since 2021.
✦ Spent most of 2024 in Omaha, hitting .242 (104-for-429) with a .734 OPS in 115 games ... tied 2nd on the Chasers in BB (53), tied 2nd in RBI (61), 3rd in R (70) and tied 4th in HR (16) ... on the MLB roster from June 11-13, his lone MLB appearance of the year came on June 11 vs. the Yankees, when he pitched a 1-2-3 9th inning, with a strikeout of Jahmai Jones.

HIT STREAK: 3 Games (9/18 to 9/20) .333 (4-for-12), 1 2B, 1 HR

ON-BASE STREAK: 3 Games (9/18 to 9/20) .333 (4-for-12)

2025: Tied 2nd on the Storm Chasers in triples (3) ... has reached base in 52 of 67 games started ... opened the year in Omaha and made his Triple-A debut April 1 vs. LOU, hit a home run in his 3rd at-bat of the game ... produced a career-best 11-game hitting streak from April 29 to May 28, hitting .318 with 7 XBH in that span ... hit a pinch-hit homer on August 12 vs. STP.

✦ Playing his 5th professional season this year, all in the Royals organization.

✦ For a second straight year, spend the entire 2024 season at NW Arkansas (AA) and slashed .250/.323/.429 (88-for-352) across 97 games (66 starts at catcher, 28 starts at DH).

✦ Over the last three years (2022-24), ranks 3rd among Royals Minor Leaguers in RBI, tied 5th in home runs.

HIT STREAK:

ON-BASE STREAK:

2025: Optioned to Omaha on March 25 and hit .370 (10-for-27) with 7 RBI in 7 games with the Chasers ... hit for the cycle April 2 vs. LOU, with an inside-the-parker for his home run (both the first of his career) ... recalled by Kansas City April 9, appeared in 71 games for the Royals, with 55 starts between the 3 OF positions ... between April and May with the Royals, hit .282 (40-for-142) with a .702 OPS ... hit just .156 (10-for-64) from June 1 until being optioned to Omaha July 4 ... in 47 games since being optioned, hitting .215 (39-for-181) with a .637 OPS ... hitting .265 (43-for-162) with a .802 OPS vs. RHP, but just .130 (6-for-46) with a .396 OPS vs. LHP.

✦ Playing his 8th professional season this year, his 4th with KC ... Royals are his 2nd organization, drafted by the Braves ... has played 208 MLB games with Kansas City between 2022 and 2025.

✦ Spent much of 2024 with Omaha, also played 7 MLB games with the Royals over 2 stints ... 6th in the IL in OPS (.873), 9th in SLG (.494), 10th in OBP (.379), 11th in AVG (.290), 3rd in 2B (33) & tied 5th in R (84) ... 2nd on the Chasers in SB (20), tied 2nd in RBI (61), 3rd in H (114) ... twice the IL Player of the Week, July 8 to 14 and September 17 to 22.

HIT STREAK:

ON-BASE STREAK:

2025: Tied 4th on the Storm Chasers in walks (34) and steals (12) ... in Omaha with runners in scoring position, hitting .323 (20-for-62), compared to .201 (32-for-159) with the bases empty ... opened his 3rd straight season with NW Arkansas (AA), hit .392 with a 1.194 OPS in 19 games for the Nationals ... began the year with a career-high 14-game hitting streak, April 4 to 20 ... at the time of his promotion to AAA, led the Texas League in AVG, OBP, SLG, OPS, H (29) & TB (51) ... assigned to Omaha on April 28 ... did not homer in his first 40 Triple-A games, then homered in back-to-back games July 9 and 10.

✦ Playing his 5th professional season this year, all in the Royals organization ... hit .268 over 267 games with NW Arkansas in Double-A between 2023 and 2025.

✦ For a second straight year, spent all of 2024 at NW Arkansas (AA) and slashed .228/.338/.380 (100-for-439) across 120 games.

HIT STREAK:

ON-BASE STREAK:

9 DIEGO
CASTILLO

INF • R/R • 5'11" • 185 LBS • Born 10/28/1997 (Age 27)
Traded from New York (NL) – 5/22/2025
Originally signed by New York (AL) – 12/18/2014
Born/Resides: Barquisimeto, Venezuela

2025: Signed a Minor League deal with the Mets March 13, opened the regular season with the Syracuse Mets (AAA) and appeared in 13 Triple-A games, hitting .167 (7-for-42) with 5 RBI ... had 3 stints on Syracuse's development list, including May 8 until he was traded to the Royals on May 22 ... assigned to Omaha May 23 ... reached base in the first 14 games he played with Omaha, with a hit & RBI in his first 5 with the Chasers ... has made at least 8 starts at 2B, 3B and SS for Omaha.
✦ Playing his 10th professional season this year, his 1st with KC ... Royals are his 8th organization, has previously spent time with the Yankees, Pirates, Diamondbacks, Phillies, Orioles, Twins and Mets ... played 101 MLB games with Pittsburgh, Arizona and Minnesota between 2022 and 2024.
✦ Opened 2024 in the Orioles system, traded to the Twins April 5 and finished the year with Minnesota ... hit .260 with a .761 OPS over 113 Triple-A games with Norfolk and St. Paul (AAA).

✦ Younger brother, Juan Castillo, is a catcher in the Rockies' organization ... Juan signed with Colorado in July 2019 and is currently in Single-A with the Fresno Grizzlies.

HIT STREAK: 9 Games (8/5 to 9/18) .421 (16-for-38), 3 2B, 2 HR

ON-BASE STREAK: 9 Games (8/5 to 9/18) .421 (16-for-38), 1 BB

2025: 6th in the International League in batting average (.307), 7th in slugging percentage (.538), 10th in OPS (.892) ... also 1st on the Storm Chasers in homers (21) & RBI (65), tied 1st in hits (113), 2nd in total bases (198) & extra-base hits (47) and 1st in runs (54) & doubles (18) ... made at least 17 starts at all 4 infield positions ... on Omaha's IL from May 15 to June 17 & appeared in 2 rehab games with the ACL Royals (R), June 16-17 ... hit safely in his first 8 games after coming off the Injured List, June 19 to 28 ... recorded 2+ hits and drove in a run in 7 games straight, August 9 to 20 ... back-to-back IL player of the weeks for the weeks of August 11-17 and August 18-24, IL August Player of the Month, hitting .433 (39-for-90) with 10 HR, 28 RBI & 1.329 OPS in 23 games.

✦ Playing his 15th professional season this year, his 1st with KC ... Royals are his 3rd organization, has previously spent time with the Tigers and Rockies, and in Mexico ... has played 450 MLB games between 2018 and 2023 with Detroit and Colorado.

✦ Spent 2024 with Toros de Tijuana in the Mexican League, slashing .320/.366/.447 (106-for-331, .813 OPS) in 84 games.

✦ Has appeared in an MLB game at every defensive position except catcher, led by 2B (153 games), SS (74), 1B (68), 3B (53), CF (46), LF (25), RF (14) and P (9) ... a career .278 (391-for-1406) hitter in 450 MLB games.

HIT STREAK: 13 Games (9/4 to 9/20) .365 (19-for-52), 7 2B, 3 HR

ON-BASE STREAK: 13 Games (9/4 to 9/20) .365 (19-for-52), 5 BB

2025: 5th in the International League in XBH (53), tied 6th in HR (24), tied 8th in RBI (82) ... 8th in SLG (.525) ... signed a Minor League contract with the White Sox January 7, opened the year with Charlotte (AAA) and had his contract selected April 21, after 12 Triple-A games ... went 4-for-18 (.222) over 7 MLB games with Chicago, DFA'd May 4 ... signed a Minor League deal with the Brewers May 10 ... played 61 games for Nashville (AAA), hitting .266 (61-for-229) before being released August 4 ... in 73 AAA games with Charlotte and Nashville, hit .276 (76-for-275) with 16 HR, 57 RBI and a .887 OPS ... signed a Minor League with the Royals August 8, assigned to Omaha.

✦ Playing his 10th professional season this year, his 1st with KC ... Royals are his 3rd organization, has previously spent time with the Red Sox, White Sox and Brewers ... has played 338 MLB games between 2020 and 2025 with the Red Sox (331 G) and White Sox (7 G).

✦ Made Boston's Opening Day roster in 2024 and appeared in 37 MLB games over 2 stints, but spent most of the season with the Worcester Red Sox (AAA), where he led the team with 20 home runs ... designated for assignment on September 8 and outrighted to Worcester September 10.

HIT STREAK:

ON-BASE STREAK:

2025: In April, signed with Algodoneros Union Laguna in the Mexican League and appeared in 56 games, hitting .267 (54-for-202) with 49 RBI and a .902 OPS ... joined the team with 13 HR ... signed a Minor League contract with the Royals on July 4, assigned to NW Arkansas (AA) ... in 16 Double-A games hit .316 (18-for-57) with 4 HR and 12 RBI ... named Texas League Player of the Week for July 7-13 after going 7-for-16 (.438 average) with 3 HR ... assigned to Omaha on July 29.

✦ Playing his 12th professional season this year, his 1st with KC ... Royals are his 6th organization, has previously spent time with the Diamondbacks, Brewers, Marlins, Giants, Tigers, as well as in independent baseball and in Mexico ... has played 150 MLB games over parts of 4 seasons between 2019 and 2023 with Miami, San Francisco and Detroit.

✦ Spent 2024 with the Lancaster Stormers of the independent Atlantic League ... in 73 games, he hit .304 (90-for-296) with 17 HR, 64 RBI, and a .956 OPS.

✦ Is a 5-time MiLB.com Organizational All-Star, with Arizona (2015), Milwaukee (2016), Miami (2018-2019) & San Francisco (2022) ... 2019 MIA Minor League Player of the Year.

HIT STREAK:

ON-BASE STREAK:

2025: 4th on the Storm Chasers in doubles (17) ... optioned to Omaha on March 10, has not played in an MLB game this year ... designated for assignment on July 22, sent outright on July 27 ... hit .262 (17-for-65) in 20 May games.

✦ Playing his 5th professional season this year, all in the Royals organization ... played 5 MLB games with KC in 2024.

✦ Spent most of 2024 with the Chasers, also played 3 MLB games with the Royals, made his MLB debut 8/25 vs. PHI ... tied 2nd on Omaha in BB (53) and tied 4th in H (108) ... improved his average 69 points 1st half to 2nd half (.215 to .284), raising his OPS 166 points (.675 to .841).

✦ Spent all of 2023 with Omaha and led the Storm Chasers in HR (16), RBI (71), H (120), 2B (28), XBH (46), TB (200), R (69) and BB (81).

HIT STREAK: 2 Games (9/18 to 9/19) .375 (3-for-8)

ON-BASE STREAK: 2 Games (9/18 to 9/19) .375 (3-for-8), 1 BB

2025: On his 3rd stint with Omaha, also July 8-17 and August 13-25 ... opened the year with NW Arkansas (AA) and appeared in 31 games (all starts at catcher) for the Nationals, going 14-for-93 (.151 average) with 1 HR, 5 RBI and 16 BB ... made his Triple-A debut July 12 vs. Toledo, catching Dallas Keuchel's first Omaha start ... caught 3.0 innings and took 2 at-bats for the Chasers in his August stint ... went 4-for-16 (.250) over 5 games with NWA in August, between his 2 stints in Double-A.

✦ Playing his 5th professional season this year, his 4th in the Royals organization ... played in the independent Pioneer League in 2021, with the Great Falls Voyagers.

✦ Appeared in 21 games in 2024, with the ACL Royals (R) and Quad Cities (A+), combined to hit .190 (12-for-63) with 7 RBI and 22 BB ... was active with Omaha March 30 to April 1 and April 16-17, but did not appear in a game ... had two stints on Omaha's development list, also on Omaha's injured list May 16 to July 17 ... while on Omaha's Development List, joined the Royals staff briefly from April 29-May 1 as a bullpen catcher when Kansas City team traveled to Canada to play Toronto.

HIT STREAK:

ON-BASE STREAK:

2025: 2nd on the Storm Chasers in walks (39) and tied 4th in steals (12) ... optioned to Omaha March 25 and reached base in his first 20 games of the season, March 28 to April 22 ... has reached base in 39 of 42 games overall with Omaha ... recalled by Kansas City on April 27, optioned to AAA on April 30 without getting in an MLB game, recalled again May 23 and appeared in 67 games for the Royals (.43 starts) ... in the Majors, hit .208 (35-for-168) with a .635 OPS, optioned September 16.
✦ Playing his 5th professional season this year, all have come in the Royals organization ... has played 143 MLB games with Kansas City between 2023 and 2025 ... made his MLB debut on September 1, 2023 vs. Boston.

✦ Made his first MLB Opening Day roster in 2024 and appeared in 57 big league games for Kansas City over three stints ... reached base in 53 of 58 games with Omaha ... batting average was at or above .300 after 51 of 58 games he played ... hit safely in 18 consecutive games, between May 14 and August 10, a streak that spanned parts of two stints, with two months in the big leagues in between.

HIT STREAK: 6 Games (5/17 to 9/20) .417 (10-for-24), 1 2B

ON-BASE STREAK: 14 Games (5/8 to 9/20) .373 (19-for-51), 12 BB, 2 HBP

2025: 3rd in the International League in extra-base hits (56), 4th in doubles (33) & tied 9th in total bases (212) ... also 1st on the Storm Chasers in total bases (212) & runs (70), tied 1st in hits (113), 2nd in home runs (28), RBI (64) & steals (20) and 3rd in walks (38) ... signed a Minor League deal with the Royals on April 19, first time in Triple-A since May 2022, hit .270 in 70 games with Omaha after being optioned, hit .252 (73-for-290), recalled by the Royals on July 23, went 1-for-13 (.077) over 7 games, optioned to Triple-A August 1 ... hit for the cycle on September 11 vs. Charlotte ... IL Player of the Week September 8 to 14, going 10-for-23 with 8 XBH, 25 TB, 10 RBI in 5 Gvs. Charlotte.

✦ Playing his 8th professional season this year, all with the Royals ... has played 435 MLB games with Kansas City between 2022 and 2025 ... played in 412 of Kansas City's 465 games from his debut through 2024 (88.6%), matching Salvador Perez for the 2nd-most games among Royals since 2022, trailing only Bobby Witt Jr. (469).

✦ Won the Joe Bauman Award in 2021, which is given to Minor League Baseball's home run leader ... hit 41 homers between NW Arkansas (AA) and Omaha ... was Texas League MVP in 2021 with NWA.

HIT STREAK: 3 Games (9/18 to 9/20) .357 (5-for-14)

SO NICE, THEY DID IT TWICE (OR MORE)

PLAYER	MULTI-HIT GAMES					MULTI-RBI GAMES					MULTI-RUN GAMES					MULTI-BB GAMES					MULTI-K GAMES					MULTI-SB GAMES				
	2	3	4	5+	T	2	3	4	5+	T	2	3	4	5+	T	2	3	4	5+	T	2	3	4	5+	T	2	3	4	5+	T
44 Blanco, Dairon	10	4	1	-	15	2	2	1	-	5	7	2	-	-	9	3	-	-	-	3	12	2	1	-	15	7	-	-	-	7
9 Castillo, Diego	15	-	1	-	16	5	1	-	-	6	4	-	-	-	4	4	1	-	-	5	11	-	-	-	11	-	-	-	-	-
1 Castro, Harold	21	9	1	-	31	7	5	2	1	15	4	6	1	-	11	4	-	-	-	4	18	3	-	-	21	-	-	-	-	-
19 Dalbec, Bobby	6	2	-	-	8	5	2	1	-	8	6	-	-	-	6	1	-	-	-	1	8	7	-	-	15	-	-	-	-	-
24 Díaz, Isan	3	-	-	-	3	4	-	-	-	4	-	-	-	-	4	-	-	-	-	4	8	1	-	-	9	-	-	-	-	-
28 Gentry, Tyler	14	1	-	-	15	7	-	1	-	8	5	1	-	-	6	1	1	-	-	2	19	5	-	-	24	-	-	-	-	-
18 Hayes, Kyle	-	-	-	-	-	1	-	-	-	1	1	-	-	-	1	-	1	-	-	1	1	2	-	-	3	-	-	-	-	-
55 Loftin, Nick	8	3	1	-	12	5	2	-	-	7	8	-	-	-	8	8	3	-	-	11	3	-	-	-	3	-	-	-	-	-
4 Melendez, MJ	18	7	3	-	28	9	5	1	1	16	13	3	1	-	17	3	1	-	-	4	35	11	-	-	46	2	-	-	-	2
35 Pratto, Nick	14	1	-	-	15	7	1	-	-	8	7	1	-	-	8	4	-	-	-	4	18	9	3	-	30	1	-	-	-	1
11 Tresh, Luca	15	1	1	-	17	4	3	1	1	9	5	-	-	-	5	2	-	-	-	2	14	2	-	-	16	-	-	-	-	-
8 Waters, Drew	8	4	1	-	13	4	-	-	2	6	6	1	-	-	7	5	-	-	-	5	17	2	1	-	20	2	-	-	-	2
6 Wilson, Peyton	11	2	-	-	13	6	-	1	-	7	3	1	-	-	4	5	1	-	-	6	20	4	-	-	24	2	-	-	-	2
Becker, Colton	-	-	-	-	-	-	-	-	-	-	-	-	-	-	-	-	-	-	-	-	-	-	-	-	-	-	-	-	-	-
Biggio, Cavan	10	-	1	-	11	4	-	2	-	6	3	1	-	-	4	1	-	-	-	1	6	2	-	-	8	-	-	-	-	-
Caglianone, Jac	8	4	1	-	13	5	3	1	-	9	3	3	-	-	6	2	-	-	-	2	2	1	-	-	3	-	-	-	-	-
Canha, Mark	2	-	-	-	2	-	-	-	-	-	1	-	-	-	1	1	-	-	-	1	3	-	-	-	3	-	-	-	-	-
Devanney, Cam	14	4	-	-	18	7	2	5	-	14	3	2	-	-	5	3	-	-	-	3	9	7	-	-	16	-	-	-	-	-
Dickerson, Dustin	2	2	-	-	4	2	-	-	-	2	1	-	-	-	1	1	-	-	-	1	1	-	-	-	1	-	-	-	-	-
Gordon, Nick	5	-	-	-	5	1	-	-	-	1	-	-	-	-	1	-	-	-	-	1	3	1	1	-	5	-	-	-	-	-
Groshans, Jordan	1	-	-	-	1	1	-	-	-	1	1	-	-	-	1	2	-	-	-	2	-	-	-	-	-	-	-	-	-	-
Jensen, Carter	10	4	-	-	14	6	2	1	2	11	4	2	-	-	6	7	1	-	-	8	11	3	1	-	15	-	-	-	-	-
Maile, Luke	5	1	-	-	6	2	-	-	1	3	3	-	-	-	3	5	-	-	-	5	6	-	-	-	6	-	-	-	-	-
Martin, Rudy	-	-	-	-	-	-	-	-	-	-	-	-	-	-	-	-	-	-	-	-	1	-	-	-	1	-	-	-	-	-
Massey, Michael	6	2	-	-	8	4	-	-	-	4	2	1	-	-	3	-	-	-	-	-	4	1	-	-	5	-	-	-	-	-
O'Keefe, Brian	2	-	-	-	2	2	-	-	-	2	1	-	-	-	1	2	1	-	-	3	6	4	-	-	10	-	-	-	-	-
Rave, John	14	7	-	-	21	5	3	-	1	9	10	4	-	-	14	5	-	-	-	5	12	4	-	-	16	1	-	-	-	1
Tolbert, Tyler	1	3	-	-	4	2	1	-	-	3	1	-	-	-	1	-	1	-	-	1	5	2	-	-	7	4	-	-	-	4
Velázquez, Nelson	7	-	-	-	7	3	1	-	-	4	1	-	-	-	1	2	1	-	-	3	5	3	-	-	8	-	-	-	-	-
Wiemer, Joey	9	2	-	-	11	5	5	-	-	10	7	-	-	-	7	4	-	-	-	4	21	4	-	-	25	-	1	-	-	1
TEAM TOTALS	239	63	11	0	313	115	38	17	9	179	109	29	2	0	140	80	12	0	0	92	279	80	7	0	366	19	1	0	0	20

OMAHA HITTING STREAKS

PLAYER	CURRENT	LONGEST	DATES/RESULTS (OF LONGEST)									
			START	END	AVG	2B	3B	HR	RBI	OPS		
44 Blanco, Dairon	-	10	6/22	7/6	.366 (15-41)	5	0	4	6	1.189		
9 Castillo, Diego	9	9	8/5	9/18	.421 (16-38)	3	0	2	8	1.094		
1 Castro, Harold	13	13	9/4	9/20	.365 (19-52)	7	0	3	7	1.094		
19 Dalbec, Bobby	-	8	9/3	9/11	.389 (14-36)	5	0	1	6	1.032		
24 Díaz, Isan	-	5	8/27	9/5	.263 (5-19)	0	0	3	5	1.070		
28 Gentry, Tyler	2	6	5/7	5/16	.462 (12-26)	4	0	1	5	1.231		
18 Hayes, Kyle	-	2	9/11	9/13	.333 (2-6)	0	0	0	0	.889		
55 Loftin, Nick	6	6 (2x)	5/17	9/20	.417 (10-24)	1	0	0	4	.922		
4 Melendez, MJ	3	8	5/16	5/24	.364 (12-33)	2	0	3	8	1.086		
35 Pratto, Nick	3	5	4/12	4/18	.412 (7-17)	1	0	0	4	.971		
11 Tresh, Luca	-	11	4/29	5/28	.318 (14-44)	4	1	2	7	.924		
8 Waters, Drew	-	5	8/7	8/12	.476 (10-21)	1	1	0	3	1.095		
6 Wilson, Peyton	-	5 (2x)	9/5	9/13	.400 (8-20)	2	0	0	5	.955		

BOLD indicates longest streak in 2025 among active players

Italics indicates longest personal streak in 2025 is active

OMAHA ON-BASE STREAKS

PLAYER	CURRENT	LONGEST	DATES/RESULTS (OF LONGEST)									
			START	END	AVG	2B	HR	BB	HBP	OBP		
44 Blanco, Dairon	-	13	6/22	7/11	.321 (17- 53)	5	4	4	1	.379		
9 Castillo, Diego	9	14	5/24	6/10	.292 (14- 48)	4	2	13	0	.443		
1 Castro, Harold	13	13	9/4	9/19	.383 (18- 47)	6	3	5	0	.442		
19 Dalbec, Bobby	-	15	9/3	9/11	.389 (14- 36)	5	0	1	6	1.032		
24 Díaz, Isan	-	14	8/21	9/10	.239 (11- 46)	0	5	10	1	.379		
28 Gentry, Tyler	2	9	4/4	4/26	.281 (9- 32)	5	1	3	1	.351		
18 Hayes, Kyle	5	5	9/3	9/18	.231 (3- 13)	1	0	4	1	.400		
55 Loftin, Nick	14	20	3/28	4/22	.328 (22- 67)	8	1	25	1	.511		
4 Melendez, MJ	5	14	7/6	8/8	.339 (21- 62)	7	4	5	0	.382		
35 Pratto, Nick	3	11	4/10	4/26	.265 (9- 34)	2	0	7	1	.405		
11 Tresh, Luca	-	11	4/29	5/28	.318 (14- 44)	4	2	1	0	.333		
8 Waters, Drew	-	7	8/5	8/12	.367 (11- 30)	2	0	0	1	.387		
6 Wilson, Peyton	-	16	5/3	6/4	.224 (13- 58)	2	0	9	0	.324		

Blue indicates career-best streak

STORM CHASERS BATTERS VS. COLUMBUS

PLAYER	2025													CAREER													vs. RYAN WEBB (CAREER)													
	G	AB	H	HR	RBI	2B	3B	SO	BB	IBB	AVG	OBP	SLG	G	AB	H	HR	RBI	2B	3B	SO	BB	IBB	AVG	OBP	SLG	G	AB	H	HR	RBI	2B	3B	SO	BB	IBB	AVG	OBP	SLG	
44 Blanco, Dairon	10	34	9	0	3	0	0	9	4	0	.265	.359	.265	29	96	34	3	18	8	0	25	9	0	.354	.426	.531	3	6	3	0	0	0	0	0	2	0	.500	.625	.500	
9 Castillo, Diego	3	13	5	1	3	1	0	1	0	0	.385	.385	.692	12	48	15	3	8	4	0	8	4	0	.313	.377	.583	2	5	2	1	3	0	0	0	0	0	.400	.400	1.000	
1 Castro, Harold	10	41	18	3	17	7	0	7	4	0	.439	.489	.829	29	109	38	3	24	8	0	20	7	0	.349	.385	.505	2	6	2	0	2	1	0	0	0	0	.333	.333	.500	
19 Dalbec, Bobby	9	36	6	4	8	0	0	13	3	0	.167	.250	.500	13	51	9	4	8	0	0	14	5	0	.176	.263	.412	2	5	1	0	0	0	0	2	0	.200	.200	.200		
24 Díaz, Isan	9	35	8	3	4	0	0	8	2	0	.229	.270	.486	12	45	9	4	5	0	0	9	4	0	.200	.265	.467	2	4	1	0	0	0	0	0	0	.250	.250	.250		
28 Gentry, Tyler	11	38	12	0	4	4	0	15	5	0	.316	.370	.421	41	146	38	5	16	13	0	52	21	0	.260	.347	.452	3	4	0	0	2	0	0	2	0	.000	.000	.000		
18 Hayes, Kyle	3	3	0	0	2	0	0	0	1	0	.000	.167	.000	3	3	0	0	2	0	0	0	1	0	.000	.167	.000														
55 Loftin, Nick	8	29	10	1	5	0	0	5	9	0	.345	.500	.448	23	88	28	5	19	7	0	14	14	0	.318	.419	.568	2	3	1	0	1	0	0	1	1	0	.333	.500	.333	
4 Melendez, MJ	14	56	19	4	11	5	0	16	7	0	.339	.424	.643	19	71	23	5	15	5	0	19	13	0	.324	.437	.606	3	5	1	0	0	1	0	3	2	0	.200	.429	.400	
35 Pratto, Nick	13	48	10	3	7	1	0	11	5	0	.208	.283	.417	48	174	44	10	32	7	1	55	27	0	.253	.358	.477	3	5	1	0	0	0	0	0	0	.200	.200	.200		
11 Tresh, Luca	9	37	11	2	8	4	0	4	2	0	.297	.333	.568	9	37	11	2	8	4	0	4	2	0	.297	.333	.568	2	4	1	0	1	0	0	0	0	.250	.250	.250		
8 Waters, Drew	8	27	6	2	8	1	0	9	7	0	.222	.382	.481	30	109	28	4	14	4	0	42	18	0	.257	.364	.404	1	3	0	0	0	0	0	1	0	.000	.000	.000		
6 Wilson, Peyton	9	30	6	0	1	3	0	11	2	0	.200	.250	.300	9	30	6	0	1	3	0	11	2	0	.200	.250	.300	1	2	0	0	0	0	0	0	0	.000	.000	.000		

AFTER-INNING RECORDS

	LEADING	TRAILING	TIED
AFTER 1 INNING	19 - 14	13 - 30	30 - 41
AFTER 2 INNINGS	28 - 11	16 - 46	18 - 28
AFTER 3 INNINGS	36 - 7	11 - 56	15 - 22
AFTER 4 INNINGS	35 - 8	14 - 62	13 - 15
AFTER 5 INNINGS	39 - 8	12 - 65	11 - 12
AFTER 6 INNINGS	47 - 6	10 - 69	4 - 9
AFTER 7 INNINGS	47 - 6	10 - 68	3 - 5
AFTER 8 INNINGS	56 - 4	2 - 72	2 - 3
TOTAL INNINGS...	432 (32.9%)	640 (48.8%)	240 (18.3%)

OMAHA BIG INNINGS

DATE	INNING	RUNS
1. April 18 vs. Norfolk	▼ 6	8
2. August 23 @ Columbus	▲ 6	7
June 10 @ Toledo	▲ 3	7
4. August 30 vs. Lehigh Valley	▼ 3	6
July 9 vs. Toledo	▼ 4	6
July 8 vs. Toledo	▼ 7	6
June 22 vs. Durham	▼ 4	6
May 15 vs. Columbus	▼ 6	6
May 8 @ Louisville	▲ 6	6

SCORE BY INNINGS

REGULAR SEASON	1	2	3	4	5	6	7	8	9	10	11	12	13	TOTAL
STORM CHASERS	80	60	88	87	84	139	73	89	46	9	1	1	1	758
OPPONENTS	105	113	82	135	86	102	82	75	65	9	1	1	2	858
Difference	-25	-53	6	-48	-2	37	-9	14	-19	0	0	0	-1	-100

VS. COLUMBUS	1	2	3	4	5	6	7	8	9	10	11	12	13	TOTAL
STORM CHASERS	14	10	10	7	8	34	14	16	7	0				120
CLIPPERS	5	14	3	14	19	12	11	9	17	3				107
vs. Columbus Difference	9	-4	7	-7	-11	22	3	7	-10	-3				13

MULTI-RUN INNINGS

	2 RUNS	3 RUNS	4 RUNS	5 RUNS	6 RUNS	7 RUNS	8 RUNS	9 RUNS	10+	TOTAL
STORM CHASERS	102	40	30	10	6	2	1	-	-	191
OPPONENTS	100	57	32	9	7	1	-	3	-	209

RECORD BY RUNS SCORED/ALLOWED

RUNS	0	1	2	3	4	5	6	7	8	9	10	11	12	13+
SCORED	0 - 11	0 - 10	2 - 16	2 - 15	3 - 8	9 - 8	7 - 6	11 - 3	8 - 4	8 - 0	4 - 2	2 - 2	3 - 0	3 - 0
ALLOWED	5 - 0	8 - 2	8 - 3	13 - 9	5 - 9	7 - 4	4 - 9	7 - 11	3 - 8	1 - 11	0 - 3	1 - 3	0 - 6	0 - 7

RECORD BY MARGIN OF VICTORY/DEFEAT

1 RUN	2 RUNS	3 RUNS	4 RUNS	5 RUNS	6 RUNS	7 RUNS	8 RUNS	9 RUNS	10+ RUNS
13 - 23	14 - 12	7 - 10	7 - 14	7 - 5	6 - 4	3 - 2	1 - 4	2 - 6	2 - 5

EXTRA-INNING GAMES (3 WINS, 3 LOSSES)

GAME #	DATE	OPPONENT	FINAL SCORE (INNINGS)	WIN	LOSS	SAVE	EXTRA-INNING SCORING
8	April 6	vs. Louisville	L, 7-5 (10)	Lyon Richardson	Austin Cox	-	Louisville scores 4 in 10th, Omaha scores 2
20	April 22	@ Toledo	L, 9-8 (13)	Riley Unroe	Ryan Hendrix	-	Both score 1 in 10th-12th, Omaha scores 1 in 13th, Toledo scores 2
49	May 25	@ Salt Lake	W, 5-3 (10)	Andrew Hoffmann	Buck Farmer	-	Omaha scores 3 in 10th, Salt Lake scores 1
76	June 25	@ Indianapolis	W, 7-5 (10)	Andrew Hoffmann	Cam Sanders	Evan Sisk	Omaha scores 2 in 10th
108	August 5	@ Indianapolis	W, 7-6 (10)	Jonathan Bowlan	Eddy Yean	Brandon Johnson	Omaha scores 1 in 10th
146	September 19	@ Columbus	L, 7-4 (10)	Bradley Hanner	Jacob Wallace	-	Columbus scores 1 in 10th

Bold Indicates Omaha Extra-Inning Win

WALK-OFF TRACKER (4 FOR, 7 AGAINST)

GAME #	DATE	OPPONENT	FINAL (INNING)	PLAYER	WINNING RUN	PITCHER	HOW	OUTS	COUNT
5	April 3	vs. Louisville	W, 5-3 (9)	Cam Devanney	Harold Castro	Alan Busenitz	2-Run Home Run to LCF	2	0-2
20	April 22	@ Toledo	L, 9-8 (13)	Riley Unroe	Brian Serven	Ryan Hendrix	Bases Loaded Walk	2	3-2
22	April 24	@ Toledo	L, 4-3 (9)	Jahmai Jones	Brian Serven	Junior Fernandez	Single to CF	2	0-0
37	May 11	@ Louisville	L, 4-3 (9)	Blake Dunn	Levi Jordan	Evan Sisk	Fielding Error (E3)	2	2-0
41	May 16	vs. Columbus	W, 9-7 (9)	MJ Melendez	Cam Devanney	Andrew Misiaszek	2-Run Home Run to RF	0	0-2
47	May 23	@ Salt Lake	L, 11-10 (9)	Yolmer Sánchez	Tucker Flint	Andrew Hoffmann	Single to CF	2	2-2
101	July 27	@ Syracuse	L, 2-1 (9)	Luis De Los Santos	Luis De Los Santos	Michael Fulmer	2-Run Home Run to CF	1	3-2
114	August 12	vs. St. Paul	W, 8-7 (9)	Harold Castro	Peyton Wilson	Jarret Whorff	Single to RCF	2	1-2
118	August 16	vs. St. Paul	W, 4-3 (9)	Bobby Dalbec	Jac Caglianone	Cory Lewis	2-Run Single to LCF	1	1-2
134	September 5	@ Iowa	L, 12-11 (9)	Hayden Cantrelle	Chase Strumpf	Geoff Hartlieb	Double to RF	2	0-0
146	September 19	@ Columbus	L, 7-4 (10)	Will Wilson	Kahlil Watson	Jacob Wallace	3-Run Home Run to LF	1	0-1

Bold Indicates Omaha Walk-Off Win

STORM CHASERS EJECTIONS (5)

GAME	INNING	WHO (POSITION) / # IN 2025	WHY	UMPIRE (POSITION)
1. April 11 @ St. Paul	▼ 7	Mike Jirschele (Manager) / 1st	Double play call at 1st base	Louie Krupa (1st Base / CC)
2. April 26 @ Toledo [G1]	▲ 6	Nick Pratto (First Base) / 1st	Double play call at 1st base	Ty Krauss (1st Base)
3. April 27 @ Toledo	▼ 5	Mike Jirschele (Manager) / 2nd	Check swing	David Arrieta (Home Plate / CC)
4. June 21 vs. Durham	▼ 6	Mike Jirschele (Manager) / 3rd	Out call at 1st base	Steven Rios Jr. (Home Plate)
5. September 3 @ Iowa	▲ 6	MJ Melendez (Left Field) / 1st	Arguing after at-bat/strikeout	Harley Acosta (Home Plate)

CYCLE TRACKER (2 FOR, 1 AGAINST)

PLAYER	GAME	SINGLE	DOUBLE	TRIPLE	HOME RUN
Drew Waters	April 2 vs. Louisville	1st Inning, off Chase Petty	8th Inning, off Luis Mey	3rd Inning, off Chase Petty	4th Inning, off Lyon Richardson
George Valera	August 22 @ Columbus	8th inning, off Joey Krehbiel	4th inning, off Beck Way	2nd inning, off Stephen Nogosek	6th inning, off Brandon Johnson
MJ Melendez	September 11 vs. Charlotte	5th Inning, off Evan McKendry	7th Inning, off Cam Booser	1st Inning, off Owen White	3rd Inning, off Owen White

Bold Indicates Omaha player hitting for the cycle

HOME RUN BREAKDOWN

			RUNNERS ON				SPLITS				SCORE		RECORD	STATCAST MAX		LAST
PLAYER	TOTAL	0	1	2	3	LEFT	RIGHT	HOME	AWAY	TIED GAME	GO AHEAD	TEAM W-L	EV (MPH)	DISTANCE (FT)	LAST HR	
1 Harold Castro	21	15	5	1	-	4	17	12	9	3	6	10-9	108.2	435	9/6 @ IOW	
4 MJ Melendez	20	13	5	2	-	3	17	11	9	2	6	12-5	110.8	445	9/12 vs. CLT	
Cam Devanney	18	8	5	2	3	4	14	9	9	3	4	8-9	108.5	422	7/5 vs. IOW	
Carter Jensen	14	8	5	1	-	1	13	7	7	3	3	7-5	110.0	442	8/29 vs. LHV	
John Rave	11	7	3	1	-	3	8	6	5	-	5	4-5	109.9	426	9/13 vs. CLT	
Jac Caglianone	11	4	5	2	-	3	8	4	7	2	3	4-6	113.6	459	8/23 @ COL	
11 Luca Tresh	10	7	1	2	-	3	7	6	4	2	3	8-2	109.4	415	9/20 @ COL	
28 Tyler Gentry	9	4	5	-	-	-	9	7	2	1	3	4-5	107.7	425	9/9 vs. CLT	
Joey Wiemer	9	5	2	2	-	4	5	5	4	1	-	4-4	108.2	434	7/10 vs. TOL	
35 Nick Pratto	8	4	4	-	-	3	5	5	3	3	1	6-2	105.9	406	9/19 @ COL	
44 Dairon Blanco	8	4	3	-	1	2	6	4	4	-	3	5-3	107.9	425	9/12 vs. CLT	
19 Bobby Dalbec	8	5	2	1	-	4	4	2	6	1	2	3-4	110.4	433	9/5 @ IOW	
24 Isan Díaz	7	4	3	-	-	1	6	2	5	1	3	4-3	109.1	412	9/3 @ IOW	
8 Drew Waters	7	1	4	2	-	1	6	5	2	-	1	3-3	107.7	445	8/30 vs. LHV	
9 Diego Castillo	6	4	1	1	-	2	4	5	1	-	1	2-4	103.0	374	9/16 @ COL	
Nelson Velázquez	6	2	3	1	-	2	4	4	2	-	-	3-3	109.9	428	5/17 vs. COL	
Michael Massey	4	3	1	-	-	1	3	1	3	1	-	2-2	103.6	403	8/23 @ COL	
Cavan Biggio	4	2	1	1	-	-	4	1	3	-	1	2-2	105.4	402	7/22 @ SYR	
Brian O'Keefe	4	3	1	-	-	-	4	3	1	-	1	1-3	103.4	400	6/6 vs. IOW [G1]	
55 Nick Loftin	4	1	2	1	-	1	3	2	2	-	4	3-1	105.2	406	5/14 vs. COL	
6 Peyton Wilson	3	2	1	-	-	1	2	3	-	1	-	2-1	102.6	413	8/17 vs. STP	
Tyler Tolbert	3	1	1	1	-	-	3	1	2	1	-	0-3	100.3	385	6/5 vs. IOW	
Mark Canha	1	1	-	-	-	1	-	1	-	-	1	0-1	99.6	380	8/13 vs. STP	
Rudy Martin	1	1	-	-	-	-	1	1	-	-	-	1-0	101.4	365	8/1 vs. LOU	
Luke Maile	1	-	-	-	1	1	-	-	1	-	1	1-0	103.0	-	3/29 @ IOW	
TEAM TOTALS	198	109	63	21	5	45	153	107	91	-	-	-	113.6	459	-	
OPPONENT TOTALS	168	82	57	23	6	31	137	77	91	-	-	-	113.4	452	-	

INNING DISTRIBUTION

1 ST INNING	2 ND INNING	3 RD INNING	4 TH INNING	5 TH INNING	6 TH INNING	7 TH INNING	8 TH INNING	9 TH INNING	10 TH INNING
28	17	21	21	18	37	19	19	16	2

NOTABLE STORM CHASERS HOME RUNS

LEADOFF HOMERS (7)		GRAND SLAMS (5)		2-HOMER GAMES (14)	
PLAYER (CAREER NO.)	DATE/OPPONENT	PLAYER (CAREER NO.)	DATE/OPPONENT (INN.)	PLAYER (CAREER NO.)	DATE/OPPONENT
John Rave (5th)	4/1 vs. Louisville	Luke Maile (2nd)	3/29 @ Iowa (▲8)	Cam Devanney (5th)	4/2 vs. Louisville
John Rave (6th)	4/4 vs. Louisville	Cam Devanney (1st)	5/10 @ Louisville (▲2)	John Rave (3rd)	5/7 @ Louisville
John Rave (7th)	5/7 @ Louisville	Cam Devanney (2nd)	5/13 vs. Columbus (▼6)	John Rave (4th)	5/24 @ Salt Lake
John Rave (8th)	5/24 @ Salt Lake	Cam Devanney (3rd)	5/15 vs. Columbus (▼6)	Jac Caglianone (2nd)	5/25 @ Salt Lake
MJ Melendez (5th)	7/20 @ Buffalo	Dairon Blanco (4th)	6/13 @ Toledo (▲9)	MJ Melendez (11th)	5/31 vs. St. Paul
Michael Massey (2nd)	7/29 vs. Louisville			Joey Wiemer (6th)	6/19 vs. Durham
MJ Melendez (6th)	8/23 @ Columbus			Carter Jensen (2nd)	7/1 @ Iowa
				MJ Melendez (12th)	7/8 vs. Toledo
				Harold Castro (2nd)	8/17 vs. St. Paul
				Bobby Dalbec (20th)	8/21 @ Columbus
				Drew Waters (4th)	8/23 @ Columbus
				MJ Melendez (13th)	8/23 @ Columbus
				Harold Castro (3rd)	8/23 @ Columbus
				Carter Jensen (3rd)	8/26 vs. Lehigh Valley
BACK-TO-BACK HOMERS (5)		BACK-TO-BACK-TO-BACK HOMERS (1)		3-HOMER GAMES (0)	
PLAYERS	DATE/OPPONENT	PLAYERS	DATE/OPPONENT	PLAYER (CAREER NO.)	DATE/OPPONENT (INN.)
Nick Loftin & MJ Melendez	5/4 vs. Indianapolis (▼1)	Caglianone, Devanney & Melendez	5/22 @ Salt Lake (▲6)		
Jac Caglianone & Cam Devanney	5/23 @ Salt Lake (▲1)				
MJ Melendez & Luca Tresh	6/21 vs. Durham (▼8)				
Isan Diaz & MJ Melendez	8/23 @ Columbus (▲3)				
Drew Waters & Harold Castro	8/30 vs. Lehigh Valley (▼3)				
PINCH-HIT HOMERS (1)		WALK-OFF HOMERS (2)		INSIDE-THE PARK HOMERS (2)	
PLAYER (CAREER NO.)	DATE/OPPONENT (INN.)	PLAYER	DATE/OPPONENT	PLAYER (CAREER NO.)	DATE/OPPONENT (INN.)
Luca Tresh (1st)	8/12 vs. St. Paul	Cam Devanney	4/3 vs. Louisville	Drew Waters (1st)	4/2 vs. Louisville (▼4)
		MJ Melendez	5/16 vs. Columbus	Tyler Tolbert (1st)	5/20 @ Salt Lake (▲7)

NOTABLE OPPOSING HOME RUNS

LEADOFF HOMERS (4)		GRAND SLAMS (6)		2-HOMER GAMES (13)	
PLAYER (CAREER NO.)	DATE/OPPONENT	PLAYER (CAREER NO.)	DATE/OPPONENT (INN.)	PLAYER (CAREER NO.)	DATE/OPPONENT
Tyler Callihan (1st)	4/2 vs. Louisville	Darick Hall (6th)	4/29 vs. Indianapolis (▲1)	Dylan Beavers (3rd)	4/16 vs. Norfolk
Dylan Beavers (2nd)	4/16 vs. Norfolk	Ivan Johnson (1st)	5/6 @ Louisville (▼8)	J.D. Davis (13th)	5/21 @ Salt Lake
Lane Thomas (4th)	5/18 vs. Columbus	Chad Stevens (1st)	5/23 @ Salt Lake (▼7)	Tucker Flint (2nd)	5/24 @ Salt Lake
Matt Wallner (4th)	5/27 vs. St. Paul	Carlos Pérez (7th)	6/5 vs. Iowa (▲4)	Brewer Hicklen (13th)	6/10 @ Toledo
		Ronny Simon (2nd)	6/25 @ Indianapolis (▼4)	Owen Caissie (6th)	7/3 @ Iowa
		Christian Cairo (1st)	9/16 @ Columbus (▼7)	Jonathon Long (3rd)	7/4 vs. Iowa
				Owen Caissie (7th)	7/5 vs. Iowa
				Drew Gilbert (6th)	7/25 @ Syracuse
				Rece Hinds (9th)	8/2 vs. Louisville
				Kyler Fedko (4th)	8/12 vs. St. Paul
				Aaron Sabato (8th)	8/17 vs. St. Paul
				Gabriel Rincónes Jr. (3rd)	8/28 vs. Lehigh Valley
				Carlos Pérez Jr. (10th)	9/2 @ Iowa
BACK-TO-BACK HOMERS (5)		BACK-TO-BACK-TO-BACK HOMERS (0)		3-HOMER GAMES (0)	
PLAYERS	DATE/OPPONENT	PLAYERS	DATE/OPPONENT	PLAYER (CAREER NO.)	DATE/OPPONENT (INN.)
Edwin Ríos & Rece Hinds	4/6 vs. Louisville (▲10)				
Will Benson & Francisco Urbaz	5/7 @ Louisville (▼3)				
Owen Caissie & Carlos Pérez	6/8 vs. Iowa (▲1)				
Paul McIntosh & Payton Henry	8/29 vs. Lehigh Valley (▲9)				
Kahlil Watson & Milan Tolentino	9/18 @ Columbus (▼4)				
PINCH-HIT HOMERS (1)		WALK-OFF HOMERS (2)		INSIDE-THE PARK HOMERS (0)	
PLAYER (CAREER NO.)	DATE/OPPONENT (INN.)	PLAYER	DATE/OPPONENT	PLAYER (CAREER NO.)	DATE/OPPONENT (INN.)
TT Bowens (1st)	4/16 vs. Norfolk (▲7)	Luis De Los Santos	7/27 @ Syracuse		
		Will Wilson	9/19 @ Columbus		

PITCHING

vs. Left-Handed Starter.....	20-23
vs. Right-Handed Starter.....	42-62
WITH Left-Handed Starter.....	17-16
WITH Right-Handed Starter.....	46-69
0-4 strikeouts.....	0-7
5-9 strikeouts.....	34-49
10+ strikeouts.....	28-29
0 runs of support.....	5-38
1-2 runs of support.....	19-29
3-4 runs of support.....	16-14
5-9 runs of support.....	19-4
10+ runs of support.....	4-0
Bullpen Games.....	9-9
Starter goes less than 4.0 Innings.....	18-37
Starter goes 4.0/4.1/4.2 Innings.....	9-17
Starter goes 5.0/5.1/5.2 Innings.....	20-23
Starter goes 6.0+ Innings.....	16-8

SCORING

1-Run Games.....	13-23
2-Run Games.....	14-12
3-4-Run Games.....	15-24
5+ Run Games.....	21-26
Extra Innings.....	3-2
Shutouts.....	5-11
Doubleheaders.....	1-5 (0 SWEEP, 1 SPLIT, 2 SWEEP)
Scoring 0-2 Runs.....	2-37
3-5 Runs.....	14-30
6-9 Runs.....	35-13
10+ Runs.....	12-4
Opponent 0-2 Runs.....	21-5
3-5 Runs.....	26-23
6-9 Runs.....	15-39
10+ Runs.....	1-18
Scored in 1st Inning.....	26-20
Opponent scored in 1st.....	22-33
Scores first.....	37-22
Opponent scores first.....	25-63

HITTING

Omaha 0-5 hits.....	2-29
6-9 hits.....	22-42
10+ hits.....	39-14
Opponent 0-5 hits.....	14-8
6-9 hits.....	34-29
10+ hits.....	15-48
Out-hit opponent.....	50-10
Out-hit by opponent.....	8-68
Hits are tied.....	5-7
Hit 0 home runs.....	9-34
1 home run.....	27-28
2 home runs.....	15-13
3+ home runs.....	12-10
Opponent hit 0 home runs.....	27-24
1 home run.....	20-25
2 home runs.....	14-28
3+ home runs.....	2-8
Leave 0-5 runners on base.....	16-24
6-9 on base.....	36-49
10+ on base.....	11-12
Opponent leaves 0-5 runners on base.....	20-17
6-9 on base.....	32-44
10+ on base.....	11-24
Steals 0 bases.....	22-46
1 base.....	15-23
2 bases.....	16-5
3+ bases.....	10-11
Opponent steals 0 bases.....	30-21
1 base.....	16-27
2 bases.....	10-21
3+ bases.....	7-16

FIELDING

Turned 0 double plays.....	32-41
1 double play.....	18-29
2 double plays.....	7-12
3+ double plays.....	6-3
Made 0 errors.....	36-39
1 error.....	20-31
2 errors.....	6-9
3+ errors.....	1-6
Opponent made 0 errors.....	32-42
1 error.....	21-29
2 errors.....	8-12
3+ errors.....	2-1

INDIVIDUAL BATTING

SPLIT	#, PLAYER, GAME
Most At-Bats	6, 17x, last: MJ Melendez, 9/11 vs. CLT
Most Plate Appearances	7, 3x, last: Jac Caglianone, 8/23 @ COL
Most Runs	4, 2x, last: Harold Castro, 8/23 @ COL
Most Hits	4, 11x, last: Luca Tresh, 9/20 @ COL
Most Doubles	2, 23x, last: MJ Melendez, 9/13 vs. CLT
Most Triples	1, 26x, last: MJ Melendez, 9/11 vs. CLT
Most Extra-Base Hits	4, MJ Melendez, 8/23 @ COL
Most Home Runs	2, 14x, last: Carter Jensen, 8/26 vs. LHV
Most Total Bases	12, MJ Melendez, 8/23 @ COL
Most RBI	6, Drew Waters, 8/23 @ COL
Most Stolen Bases	3, Joey Wiemer, 4/8 @ STP
Most Caught Stealing	1, 32x, last: MJ Melendez, 9/17 @ COL
Most Walks	3, 12x, last: Kyle Hayes, 9/13 vs. CLT
Most Hit-By-Pitch	1, 51x, last: Bobby Dalbec, 9/17 @ COL
Most Strikeouts	4, 7x, last: Drew Waters, 9/4 @ IOW
Most Sac Hits	1, 28x, last: Drew Waters, 9/18 @ COL
Most Sac Flies	2, 2x, last: Kyle Hayes, 9/18 @ COL
Most GDP	1, 51x, last: Diego Castillo, 9/18 @ COL
Most Left On Base	10, Drew Waters, 9/11 vs. CLT

TEAM BATTING

SPLIT	#, GAME
Most At-Bats, Game	51, 8/23 @ COL
Most Plate Appearances, Game	58, 8/23 @ COL
Most Runs, Game	23, 8/23 @ COL
Most Runs, Inning	8, 4/18 vs. NOR
Most Hits, Game	24, 8/23 @ COL
Most Hits, Inning	8, 4/18 vs. NOR
Fewest Hits, Game	1, 6/4 @ IOW
Most Doubles, Game	6, 9/12 vs. CLT
Most Triples, Game	2, 2x, last: 8/9 @ IND
Most Extra-Base Hits, Game	13, 8/23 @ COL
Most Home Runs, Game	10, 8/23 @ COL
Most Home Runs, Inning	3, 4x, last: 8/30 vs. LHV
Most Total Bases, Game	57, 8/23 @ COL
Most RBI, Game	23, 8/23 @ COL
Most Stolen Bases, Game	8, 5/18 vs. COL
Most Caught Stealing, Game	1, 32x, last: 9/17 @ COL
Most Walks, Game	10, 2x, last: 7/8 vs. TOL
Most Hit-By-Pitch, Game	4, 8/29 vs. LHV
Most Strikeouts, Game	17, 9/4 @ IOW
Most Sac Hits, Game	2, 4x, last: 9/18 @ COL
Most Sac Flies, Game	2, 6x, last: 9/18 @ COL
Most GDP, Game	3, 8/8 @ IND
Most Left On Base, Game	14, 8/29 vs. LHV

TEAM & INDIVIDUAL STREAKS

SPLIT	#, GAME
Longest Home Run Streak	17, 8/12-8/30
Longest Winning Streak	6, 6/10-6/15
Longest Losing Streak	10, 8/27-9/7
Longest Hitting Streak	16, John Rave, 5/3-5/21
Longest Home Run Streak	4, 3x, last: Harold Castro, 8/14-8/19
Longest On-Base Streak	20, Nick Loftin, 3/28-4/22

INDIVIDUAL PITCHING

SPLIT	#, PLAYER, GAME
Most Innings Pitched	70, 3x, last: Thomas Hatch, 7/5 vs. IOW
Most Runs Allowed	11, Chandler Champlain, 5/24 @ SL
Most Hits Allowed	11, Chandler Champlain, 6/19 vs. DUR
Fewest Hits Allowed, Complete Game	2, Chandler Champlain, 6/13 @ TOL
Most Earned Runs Allowed	9, Chandler Champlain, 5/24 @ SL
Most Home Runs Allowed	4, Shane Panzini, 8/28 vs. LHV
Most Walks Allowed	6, Stephen Kolek, 8/15 vs. STP
Most Hit-By-Pitch	2, 6x, last: Spencer Turnbull, 9/16 @ COL
Most Strikeouts, Reliever	6, 3x, last: Ryan Hendrix, 6/5 vs. IOW
Most Strikeouts	11, Luinder Avila, 4/1 vs. LOU

TEAM PITCHING

SPLIT	#, GAME
Most Innings Pitched, Game	12.2, 4/22 @ TOL
Most Runs Allowed, Game	15, 2x, last: 8/27 vs. LHV
Most Runs Allowed, Inning	9, 3x, last: 9/2 @ IOW
Fewest Runs Allowed, Game	0, 5x, last: 6/15 @ TOL
Most Hits Allowed, Game	18, 7/8 vs. TOL
Most Hits Allowed, Inning	9, 5/24 @ SL
Fewest Hits Allowed, Game	2, 4x, last: 6/15 @ TOL
Most Earned Runs Allowed, Game	15, 8/27 vs. LHV
Most Doubles Allowed, Game	7, 6/19 vs. DUR
Most Triples Allowed, Game	3, 7/10 vs. TOL
Most Home Runs Allowed, Game	6, 8/28 vs. LHV
Most Stolen Bases Allowed, Game	8, 4/22 @ TOL
Most Walks Allowed, Game	13, 5/15 vs. COL
Fewest Walks Allowed, Game	0, 2x, last: 5/10 @ LOU
Most Hit-By-Pitch, Game	3, 8/15 vs. STP
Most Strikeouts, Game	17, 4/22 @ TOL

TEAM MISC

SPLIT	#, GAME
Longest Game, Innings	13, 4/22 @ TOL
Longest Game, Time (9 Innings)	3:42, 5/15 vs. COL
Longest Game, Time (Extra Innings)	4:06, 4/22 @ TOL
Shortest Game, Time (9+ Innings)	2:11, 3x, last: 9/9 vs. CLT
Largest Home Crowd	9,023, 7/4 vs. IOW
Largest Road Crowd	10,792, 7/18 @ BUF
Largest Winning Margin	16, 8/23 @ COL
Largest Losing Margin	-12, 3x, last: 9/2 @ IOW
Largest Comeback Win	5, 4x, last: 6/25 @ IND
Largest Lead Blown In Loss	5, 5/24 @ SL
Most Games Under .500	26, 1x, last: 9/7 (55-81)
Most Games Over .500	2, 2x, last: 4/18 (10-8)

TEAM FIELDING

SPLIT	#, GAME
Most Errors, Game	4, 2x, last: 9/6 @ IOW
Most Double Plays Turned, Game	4, 2x, last: 7/10 vs. TOL

^ Indicates Storm Chasers Record Tied

* Indicates Storm Chasers Record Set

2025 STATCAST LEADERS (TOP 10)

LONGEST MEASURED HOMER DISTANCE			HIGHEST BATTED BALL EXIT VELOCITY			FASTEST PITCH VELOCITY		
PLAYER	DISTANCE (PITCHER, PITCH)	DATE	PLAYER	EXIT VELO (BATTED BALL TYPE)	DATE	PLAYER	PITCH VELO (PITCH RESULT/TYPE)	DATE
1. Jac Caglianone	459 Sammy Peralta (Slider)	5/25 @ SL	1. Jac Caglianone	113.6 Home Run	5/21 @ SL	1 Junior Fernandez	101.4 Foul Ball / Sink	6/11 vs. TOL
2. Jac Caglianone	451 Alan Rangel (Changeup)	8/30 vs. LHV	2. Jac Caglianone	113.4 Single	5/22 @ SL	2 Junior Fernandez	101.4 Called Ball / 4-seam FB	5/20 @ SL
3. Drew Waters	445 Ross Carver (Sink	8/23 @ COL	3. MJ Melendez	112.0 Double	5/21 @ SL	3 Junior Fernandez	101.2 Called Ball / 4-seam FB	5/9 @ LOU
4. MJ Melendez	445 Beau Brieske (4-Seam)	7/8 vs. TO	4. John Rave	111.8 Groundout (3U)	5/1 vs. IND	4 Junior Fernandez	101.1 Groundout / 4-seam FB	4/24 @ TOL
5. Drew Waters	442 Will Dion (Slider)	8/23 @ COL	5. Jac Caglianone	111.6 Home Run	5/23 @ SL	5 Junior Fernandez	101.0 Called Ball / 4-seam FB	5/9 @ LOU
6. Carter Jensen	442 Tommy Romero (Splitter)	7/1 @ IOW	6. Isan Diaz	111.1 Single	9/5 @ IOW	6 Junior Fernandez	101.0 Strikeout / 4-seam FB	4/24 @ TOL
7. Jac Caglianone	442 Marco Raya (Curveball)	5/30 vs. STP	7. Jac Caglianone	111.1 Single	8/26 vs. LHV	7 Junior Fernandez	100.9 Called Ball / Sink	4/13 @ STP
8. Carter Jensen	438 Gavin Hollowell (4-Seam FB)	7/4 vs. IOW	8. MJ Melendez	110.9 Single	9/6 @ IOW	8 Junior Fernandez	100.8 Called Strike / 4-seam FB	5/20 @ SL
9. MJ Melendez	437 Chris Kachmar (Cutter)	9/5 @ IOW	9. Jac Caglianone	110.9 Lineout (L4)	5/7 @ LOU	9 Junior Fernandez	100.7 Double / 4-seam FB	4/13 @ STP
10. Carter Jensen	436 Adam Kloffenstein (Cutter)	7/20 @ BUF	10. MJ Melendez	110.8 Home Run	8/23 @ COL	10 Junior Fernandez	100.6 Foul Ball / Sink	6/11 vs. TOL

INDIVIDUAL BATTING

FOR THE STORM CHASERS

SPLIT	PLAYER, GAME
Grand Slam	Dairon Blanco, 6/12/2025 @ TOL
Pinch-Hit Home Run	Luca Tresh, 8/12/2025 vs. STP
Pinch-Hit Walk-Off Home Run	Chad Santos, 8/23/2005 vs. NEW
2 Home Run Game	Carter Jensen, 8/26/2025 vs. LHV
3+ Home Run Game	Ryan McBroom, 3, 6/13/2021 @ STP
2 Home Runs, One Inning	Brett Eibner, 2, 5/12/2016 vs. MEM
Leadoff Home Run	MJ Melendez, 8/23/2025 @ COL
Walk-Off Home Run	MJ Melendez, 5/16/2025 vs. COL
Walk-Off Grand Slam	Jimmy Govern, 5/7/2022 vs. COL
Walk-Off Win	Bobby Dalbec, 8/16/2025 vs. STP
5 Hit Game	Rodolfo Durán, 9/3/2024 @ MEM
6+ Hit Game	Matt Diaz, 6, 7/27/2005 @ POR
2 Hits, One Inning	Nick Pratto, 4/18/2025 vs. NOR
5 RBI Game	MJ Melendez, 9/13/2025 vs. CLT
6 RBI Game	Drew Waters, 8/23/2025 @ COL
7 RBI Game	Drew Waters, 4/11/2024 vs. GWN
8 RBI Game	Jimmy Paredes, 5/12/2014 vs. NEW
9+ RBI Game	Brett Eibner, 9, 4/9/2014 vs. MEM
Steal of Home	Nate Eaton, 6/15/2024 @ TOL
3+ Stolen Base Game	Joey Wiemer, 3, 4/8/2025 @ STP

AGAINST THE STORM CHASERS

SPLIT	PLAYER, GAME
Grand Slam	Christian Cairo, 9/16/2025 @ COL
Pinch-Hit Home Run	TT Bowens, 4/16/2025 vs. NOR
Pinch-Hit Walk-Off Home Run	-
2 Home Run Game	Carlos Pérez, 9/2/2025 @ IOW
3+ Home Run Game	Jhonkensy Noel, 3, 5/22/2024 vs. COL
2 Home Runs, One Inning	-
Leadoff Home Run	Matt Wallner, 5/27/2025 vs. STP
Walk-Off Home Run	Will Wilson, 9/19/2025 @ COL
Walk-Off Grand Slam	Will Middlebrooks, 6/18/2016 @ COL
Walk-Off Win	Will Wilson, 9/19/2025 @ COL
5 Hit Game	P.J. Higgins, 9/5/2023 @ IOW
6+ Hit Game	-
2 Hits, One Inning	Carlos Pérez, 9/2/2025 @ IOW
5 RBI Game	Carlos Pérez, 9/2/2025 @ IOW
6 RBI Game	Luis Vázquez, 8/9/2023 vs. IOW
7 RBI Game	Chase Strumpf, 8/9/2023 vs. IOW
8 RBI Game	Adolis García, 7/21/2019 vs. MEM
9+ RBI Game	-
Steal of Home	Noelvi Marte, 4/5/2025 vs. LOU
3+ Stolen Base Game	Hao-Yu Lee, 4, 7/13/2025 vs. TOL

TEAM BATTING

FOR THE STORM CHASERS

SPLIT	GAME
4 Home Run Game	8/19/2025 @ COL
5 Home Run Game	5/24/2025 @ SL
6 Home Run Game	8/17/2025 vs. STP
7+ Home Run Game	10, 8/23/2025 @ COL
3 Home Runs, One Inning	8/30/2025 vs. LHV
4+ Home Runs, One Inning	4, 5/21/2021 @ IOW

AGAINST THE STORM CHASERS

SPLIT	GAME
4 Home Run Game	8/12/2025 vs. STP
5 Home Run Game	7/3/2025 @ IOW
6 Home Run Game	8/28/2025 vs. LHV
7+ Home Run Game	7, 8/9/2023 vs. IOW
3 Home Runs, One Inning	7/28/2023 @ COL
4+ Home Runs, One Inning	4, 8/9/2023 vs. IOW

INDIVIDUAL PITCHING

FOR THE STORM CHASERS

SPLIT	PLAYER, GAME
No-Hitter	-
Complete Game	Chandler Champlain, 5.0, 6/13/2025 @ TOL
Complete Game, 1-Hitter	Luis Mendoza, 9.0, 7/18/2011 @ MEM
Complete Game, 2-Hitter	Chandler Champlain, 5.0, 6/13/2025 @ TOL
Complete Game Shutout	Chandler Champlain, 5.0, 6/13/2025 @ TOL
10+ Strikeout Game	Rich Hill, 10, 7/13/2025 vs. TOL
15+ Strikeout Game	-
4+ Strikeouts In An Inning	Walter Pennington, 4, 8/22/2023 vs. STP

AGAINST THE STORM CHASERS

SPLIT	PLAYER, GAME
No-Hitter	Dustin Nippert, 7.0, 6/29/2008 vs. OKL
Complete Game	Michael McGreevy, 7.0, 9/5/2024 @ MEM (G2)
Complete Game, 1-Hitter	Daniel Ponce de Leon, 9.0, 7/15/2018 vs. MEM
Complete Game, 2-Hitter	Michael McGreevy, 7.0, 9/5/2024 @ MEM (G2)
Complete Game Shutout	Doug Nixhazy, 7.0, 6/28/2024 @ COL (G2)
10+ Strikeout Game	Mick Abel, 11, 8/16/2025 vs. STP
15+ Strikeout Game	-
4+ Strikeouts In An Inning	Eric Hull, 4, 8/4/2007 vs. LV

PLAYER	GS	POSITION										BATTING ORDER								
		C	1B	2B	3B	SS	LF	CF	RF	(OF)	DH	1ST	2ND	3RD	4TH	5TH	6TH	7TH	8TH	9TH
Nick Pratto	111		107				1			(1)	3						1	9	30	71
MJ Melendez	106						70		23	(93)	13	49	2	6	36	13				
Harold Castro	93		17	17	28	27					4	3	7	15	7	21	25	11	4	
Tyler Gentry	79						5		62	(67)	12		2	1	7	15	24	22	7	1
Peyton Wilson	78			69			1	2		(3)	6	2	8			2	14	23	20	9
Joey Wiemer	70						3	56	4	(63)	7		2	3	21	18	12	10	4	
Cam Devanney	68			4	3	59	2			(2)				32	17	6	1			12
Luca Tresh	67	57									10		1		5	11	21	15	8	6
Dairon Blanco	64						14	11	11	(36)	28	12	30		4	15	1	2		
John Rave	58						17	29	8	(54)	4	45	11	2						
Drew Waters	55						1	41	12	(54)	1		10	14	2	20	8	1		
Diego Castillo	51			9	25	17						17	5					4	16	9
Carter Jensen	43	33									10		2	9	19	3	10			
Nick Loftin	42		3	5	31		3			(3)		1	18	23						
Brian O'Keefe	40	31									9			1	4	7	8	5	13	2
Cavan Biggio	40		10	10	15		2		1	(3)	2		24	4	1	2	4	3	1	1
Isan Díaz	38			1	4	33										2	3	9	18	6
Nelson Velázquez	32						5		5	(10)	22					4	6	14	8	
Bobby Dalbec	32				31						1			2	14	1	5	8	2	
Tyler Tolbert	28			10	5	2	3	7	1	(11)		6	5					2	2	13
Jac Caglianone	28		7				1		17	(18)	3			24	4					
Michael Massey	25			7			14			(14)	4	4	16	5						
Luke Maile	24	20									4			1	6	5	3	5	4	
Nick Gordon	14			14								1				1	1	3	1	7
Dustin Dickerson	10			1		9						3	1	2				1		3
Jordan Groshans	7		2		5														5	2
Rudy Martin	7						2	1	3	(6)	1	4								3
Mark Canha	7		1				3			(3)	3		3	3		1				
Kyle Hayes	6	6																	4	2

STORM CHASERS POSITION PRODUCTION

	AVG	AB	H	TB	2B	3B	HR	RBI	BB	SO	OBP	SLG	OPS
C	.257	517	133	235	31	4	21	80	75	137	.354	.455	.809
1B	.218	505	110	190	22	5	16	63	68	153	.315	.376	.691
2B	.289	530	153	227	30	1	14	71	60	155	.362	.428	.790
3B	.270	545	147	239	39	1	17	84	82	143	.372	.439	.811
SS	.266	537	143	274	22	2	35	103	61	127	.345	.510	.855
LF	.235	587	138	246	31	4	23	79	51	156	.302	.419	.721
CF	.223	564	126	221	23	3	22	81	60	165	.309	.392	.701
RF	.271	547	148	259	38	2	23	71	63	154	.355	.473	.828
DH	.222	545	121	229	22	4	26	77	62	171	.302	.420	.722

STORM CHASERS BATTING ORDER PRODUCTION

	AVG	AB	H	TB	2B	3B	HR	RBI	BB	SO	OBP	SLG	OPS
1ST	.276	604	167	295	38	6	26	73	67	164	.355	.488	.843
2ND	.276	576	159	266	36	1	23	95	77	144	.367	.462	.829
3RD	.250	551	138	262	38	4	26	85	90	137	.361	.475	.836
4TH	.231	563	130	212	29	1	17	86	61	177	.310	.377	.687
5TH	.242	542	131	242	24	3	27	80	63	148	.328	.446	.774
6TH	.253	537	136	254	32	4	26	84	57	143	.327	.473	.800
7TH	.252	524	132	206	19	2	17	70	55	151	.329	.393	.722
8TH	.218	501	109	181	16	4	16	68	61	143	.303	.361	.664
9TH	.243	494	120	209	27	1	20	72	53	158	.323	.423	.746

OUTFIELD ASSIST LOG (20)

#	OUTFIELDER	POS.	ARM (MPH)	GAME	INNING	BASE	PITCHER	BATTER	RUNNER OUT	PLAY
1.	Nelson Velázquez	RF	98.1	4/9 @ St. Paul	▼8	2nd	Evan Sisk	Austin Martin	Emmanuel Rodriguez	Martin singles, Rodriguez out at 2nd (9-3)
2.	Joey Wiemer	LF	91.3	4/19 vs. Norfolk	▲1	3rd	Anthony Simonelli	Coby Mayo	Coby Mayo	Mayo doubles, Dylan Carlson scores, Mayo out at 3rd (7-6-5)
3.	Tyler Gentry	RF	90.3	5/17 vs. Columbus	▲1	Home	Ethan Bosackier	C.J. Kayfus	Lane Thomas	Kayfus singles, Thomas out at home (9-2)
4.	MJ Melendez	LF	85.5	5/27 vs. St. Paul	▲5	2nd	Brandon Johnson	Jose Miranda	Jose Miranda	Miranda singles, Gaspers scores, Miranda out at 2nd (7-4)
5.	Tyler Tolbert	CF	81.6	5/30 vs. St. Paul	▲9	2nd	Trevor Richards	Armando Alvarez	Armando Alvarez	Alvarez singles, Morales scores, Alvarez out at 2nd (8-4)
6.	Tyler Gentry	LF	-	6/4 @ Iowa [G1]	▼3	Home	John Gant	Christian Franklin	Hayden Cantrelle	Franklin singles, Cantrelle out at home (7-5-2)
7.	MJ Melendez	LF	94.9	6/6 vs. Iowa	▲3	Home	Ethan Bosackier	Dixon Machado	Jonathon Long	Machado singles, Ballesteros scores, Long out at home (7-2)
8.	Dairon Blanco	RF	69.4	6/18 vs. Durham	▲8	3rd	Junior Fernandez	Tre' Morgan	Chandler Simpson	Morgan singles, Rortvedt scores, Simpson out at 3rd (9-6-5-3-6)
9.	MJ Melendez	RF	92.9	6/19 vs. Durham	▲8	Home	Brandon Johnson	Tanner Murray	Carson Williams	Murray flies into a double play, Williams out at home (9-2)
10.	Joey Wiemer	CF	95.6	6/22 vs. Durham	▲5	3rd	Jacob Wallace	Tanner Murray	Tanner Murray	Murray doubles, Williams scores, Murray out at 3rd (8-4-3-6)
11.	MJ Melendez	RF	93.4	7/2 @ Iowa	▼3	Home	Rich Hill	Jonathon Long	Moisés Ballesteros	Long singles, Ballesteros out at home (9-2)
12.	Joey Wiemer	CF	99.6	7/10 vs. Toledo	▲1	Home	John Gant	Justin-Henry Malloy	Akil Baddoo	Malloy flies into a double play, Baddoo out at home (8-2)
13.	Drew Waters	RF	-	7/10 vs. Toledo	▲3	1st	John Gant	Hao-Yu Lee	Andrew Navigato	Lee flies into a double paly, Lee out at 1st (9-4-3)
14.	MJ Melendez	LF	90.3	7/12 vs. Toledo	▲5	3rd	Justin Dunn	Brewer Hicklen	Ryan Kreidler	Hicklen singles, Kreidler out at 3rd (7-5)
15.	Drew Waters	RF	-	7/13 vs. Toledo	▲6	1st	Stephen Nogosek	Andrew Navigato	Gage Workman	Navigato flies into a double play, Workman out at 1st (9-3)
16.	Dairon Blanco	RF	79.5	8/5 @ Indianapolis	▼6	2nd	Dallas Keuchel	Matt Fraizer	Matt Fraizer	Frazier singles, Yorke and Flores score, Frazier out at 2nd (9-3-6)
17.	MJ Melendez	LF	80.2	8/17 vs. St. Paul	▲7	2nd	Stephen Nogosek	Will Holland	DaShawn Keirse Jr.	Holland flies into a double play, Keirse out at 2nd (7-4)
18.	MJ Melendez	RF	87.0	9/2 @ Iowa	▼1	2nd	Ben Kudrna	Jonathon Long	Jonathon Long	Long singles, out at 2nd (9-4)
19.	MJ Melendez	LF	94.5	9/10 vs. Charlotte	▲3	Home	Spencer Turnbull	Tim Elko	Drake Logan	Elko flies into a double play, Logan out at home (7-2)
20.	MJ Melendez	LF	91.6	9/19 @ Columbus	▼8	3rd	Geoff Hartlieb	Will Wilson	Johnathan Rodriguez	Wilson singles, Rodriguez out at 3rd (7-5)

BY PLAYER

MJ Melendez (9)	6 LF
	3 RF
Joey Wiemer (3)	1 LF
	2 CF
Tyler Gentry (2)	1 LF
	1 RF
Drew Waters (2)	1 CF
	1 RF
Dairon Blanco (2)	2 RF
Nelson Velázquez (1)	1 RF
Tyler Tolbert (1)	1 CF

2025 STORM CHASER QUALITY STARTS (23)

STARTER (# IN 2025)	GAME	DEC	IP	H	R	ER	HR	HB	BB	IBB	SO	WP	BK	GIDP	TBF	% K/BF	NP-S	S%	FPS	FPS%	P/IP	CATCHER
1. Luinder Avila (1)	4/6 vs. Louisville	-	6.0	6	2	2	0	0	2	0	5	0	1	0	25	20.0%	81 - 52	64.20%	15	60.00%	13.50	Tresh
2. Noah Cameron (1)	4/8 @ St. Paul	W	6.0	2	0	0	0	0	1	0	5	0	0	0	21	23.8%	78 - 50	64.10%	10	47.62%	13.00	O'Keefe
3. Luinder Avila (2)	5/4 vs. Indianapolis	W	6.0	5	1	1	0	0	1	0	3	0	0	0	24	12.5%	81 - 54	66.67%	14	58.33%	13.50	O'Keefe
4. Thomas Hatch (1)	5/8 @ Louisville	W	6.0	6	1	1	1	0	0	0	4	0	0	0	23	17.4%	66 - 47	71.21%	17	73.91%	11.00	O'Keefe
5. Luinder Avila (3)	5/10 @ Louisville	W	7.0	2	0	0	0	0	0	0	8	0	0	0	23	34.8%	87 - 59	67.82%	15	65.22%	12.43	Tresh
6. Thomas Hatch (2)	5/14 vs. Columbus	W	6.0	6	2	2	2	0	1	0	2	0	0	2	22	9.1%	90 - 58	64.44%	12	54.55%	15.00	Tresh
7. Thomas Hatch (3)	5/29 vs. St. Paul	-	7.0	2	0	0	0	0	1	0	4	0	0	0	25	16.0%	77 - 50	64.94%	15	60.00%	11.00	Maile
8. Rich Hill (1)	6/7 vs. Iowa	W	6.0	1	1	0	0	1	2	0	6	0	0	1	20	30.0%	82 - 47	57.32%	11	55.00%	13.67	O'Keefe
9. John Gant (1)	6/11 @ Toledo	W	6.0	4	1	1	0	0	1	0	5	0	0	0	23	21.7%	88 - 50	56.82%	12	52.17%	14.67	Tresh
10. Thomas Hatch (4)	6/12 @ Toledo	W	6.0	2	0	0	0	0	1	0	2	0	0	0	20	10.0%	61 - 45	73.77%	16	80.00%	10.17	Maile
11. Rich Hill (2)	6/26 @ Indianapolis	W	6.0	6	2	2	1	0	1	0	8	0	0	0	24	33.3%	93 - 70	75.27%	16	66.67%	15.50	Maile
12. Thomas Hatch (5)	7/5 vs. Iowa	W	7.0	1	1	1	1	0	2	0	5	0	0	0	24	20.8%	94 - 58	61.70%	12	50.00%	13.43	Jensen
13. Thomas Hatch (6)	7/11 vs. Toledo	-	6.0	3	0	0	0	1	0	0	7	0	0	0	22	31.8%	107 - 68	63.55%	15	68.18%	17.83	Tresh
14. Thomas Hatch (7)	7/20 @ Buffalo	W	6.2	6	2	2	0	0	0	0	4	0	0	1	25	16.0%	89 - 63	70.79%	16	64.00%	13.35	Jensen
15. Chandler Champlain (1)	7/27 @ Syracuse	-	6.0	4	0	0	0	1	2	0	5	1	0	1	24	20.8%	79 - 50	63.29%	15	62.50%	13.17	Tresh
16. Stephen Kolek (1)	8/3 vs. Louisville	L	6.0	9	3	3	1	0	0	0	4	1	0	1	26	15.4%	96 - 69	71.88%	17	65.38%	16.00	Jensen
17. Dallas Keuchel (1)	8/5 @ Indianapolis	-	6.0	7	5	3	0	0	3	0	3	1	0	0	27	11.1%	84 - 56	66.67%	17	62.96%	14.00	Jensen
18. Chandler Champlain (2)	8/7 @ Indianapolis	L	6.0	4	3	3	1	0	1	0	8	0	0	0	23	34.8%	84 - 56	66.67%	13	56.52%	14.00	Jensen
19. Stephen Kolek (2)	8/9 @ Indianapolis	W	6.1	9	2	1	0	0	1	0	6	0	0	2	27	22.2%	95 - 64	67.37%	17	62.96%	15.00	Jensen
20. Chandler Champlain (3)	8/19 @ Columbus	W	6.0	3	2	2	0	0	1	0	5	0	0	1	21	23.8%	84 - 51	60.71%	15	71.43%	14.00	Jensen
21. John Gant (2)	8/29 vs. Lehigh Valley	-	6.0	8	4	3	1	0	1	0	5	1	0	0	28	17.9%	86 - 60	69.77%	21	75.00%	14.33	Tresh
22. Shane Panzini (1)	9/9 vs. Charlotte	W	6.0	4	1	1	1	0	1	0	3	0	0	0	22	13.6%	79 - 54	68.35%	16	72.73%	13.17	Tresh
23. Spencer Turnbull (1)	9/10 vs. Charlotte	-	6.0	5	2	2	0	0	1	0	4	1	0	1	22	18.2%	73 - 49	67.12%	12	54.55%	12.17	Tresh

2025 REHAB ASSIGNMENTS WITH OMAHA (14)

HITTING (7)

PLAYER	INJURY	DATES	AVG	G	AB	R	H	TB	2B	3B	HR	RBI	BB	IBB	SO	SB	CS	OBP	SLG	OPS	PA	SAC	SF	HBP	GIDP
Mark Canha	Left adductor strain	April 15 - 18	.200	3	10	3	2	2	0	0	0	0	3	0	4	0	0	.385	.200	.585	13	0	0	0	0
Dairon Blanco	Right achilles tendinopathy	April 29 - May 15	.296	12	27	7	8	9	1	0	0	1	3	0	8	5	0	.387	.333	.720	32	1	0	1	0
Michael Massey	Left ankle sprain	June 24 - July 2	.417	5	12	1	5	8	0	0	1	1	1	0	3	0	0	.533	.667	1.200	15	0	0	2	0
Michael Massey	Left ankle sprain	July 22 - August 1	.219	8	32	3	7	12	2	0	1	3	1	0	4	0	0	.242	.375	.617	33	0	0	0	1
Michael Massey	Left ankle sprain	August 9 - 24	.245	12	53	9	13	22	3	0	2	7	4	0	14	0	0	.310	.415	.725	58	0	0	1	2
Mark Canha	Left elbow epicondylitis	August 12 - 17	.235	6	17	2	4	8	1	0	1	1	3	0	5	0	0	.350	.471	.821	20	0	0	0	0
Jac Caglianone	Left hamstring strain	August 12 - 31	.385	16	65	17	25	45	5	0	5	16	7	0	11	1	0	.467	.692	1.159	75	0	0	3	0

PITCHING (7)

PLAYER	INJURY	DATES	W	L	ERA	G	GS	CG	SHO	GF	HLD	SV	SVO	IP	H	R	ER	HR	HB	BB	IBB	SO	AVG	WP	BK	GIDP	TBF
Sam Long	Left elbow inflammation	May 22 - June 19	0	2	10.00	11	0	0	0	1	3	0	2	9.0	12	12	10	2	0	10	0	11	.300	1	0	0	50
Kyle Wright	Right shoulder injury	June 3 - 22	0	0	6.23	4	4	0	0	0	0	0	0	13.0	13	9	9	2	0	9	0	14	.255	1	0	1	61
Lucas Erceg	Low back strain	June 8	0	0	0.00	1	0	0	0	0	0	0	0	1.0	0	0	0	0	0	0	0	0	.000	0	0	0	3
Daniel Lynch IV	Left elbow nerve irritation	July 29 - August 2	0	0	0.00	1	0	0	0	0	0	1	0	2.0	1	0	0	0	0	0	0	3	.143	0	0	0	7
Cole Ragans	Left rotator cuff strain	September 7 - 16	0	1	1.35	2	2	0	0	0	0	0	0	6.2	3	1	1	1	0	2	0	14	.130	1	0	0	25
Steven Cruz	Right shoulder impingement	September 9 - 18	0	0	0.00	4	0	0	0	0	0	0	0	4.1	3	0	0	0	0	0	0	4	.188	1	0	0	16
Bailey Falter	Left bicep contusion	September 18 - Pres.	0	0	0.00	1	1	0	0	0	0	0	0	1.0	1	0	0	0	0	1	0	2	.250	0	0	0	5

2025 STORM CHASER AWARD WINNERS (7)

INTERNATIONAL LEAGUE PLAYER OF THE WEEK (4)

PLAYER	DATES	AVG	G	AB	PA	R	H	TB	2B	3B	HR	RBI	BB	IBB	SO	SB	CS	OBP	SLG	OPS	SAC	SF	HBP	GDP
Drew Waters	March 31 - April 6	.526	5	19	23	5	10	20	2	1	2	7	4	0	4	2	0	.609	1.053	1.662	0	0	0	0
Harold Castro	August 11 - 17	.529	4	17	19	5	9	21	0	0	4	7	1	0	2	0	0	.579	1.235	1.814	0	0	1	0
Harold Castro	August 19 - 24	.560	6	25	28	8	14	27	4	0	3	14	3	0	3	1	0	.607	1.080	1.687	0	0	0	0
MJ Melendez	September 8 - 14	.435	5	23	24	6	10	25	4	1	3	10	0	0	4	1	0	.458	1.087	1.545	0	0	1	0

INTERNATIONAL LEAGUE PITCHER OF THE WEEK (2)


































PLAYER	DATES	W	L	ERA	G	GS	CG	SHO	GF	HLD	SV	SVO	IP	H	R	ER	HR	HB	BB	IBB	SO	WHIP	AVG	WP	BK	GDP
Tyson Guerrero	March 31 - April 6	1	0	0.00	1	1	0	0	0	0	0	0	5.0	0	0	0	0	0	0	0	7	0.00	.000	0	0	0
Thomas Hatch	June 9 - 15	1	0	0.00	1	1	0	0	0	0	0	0	6.0	2	0	0	0	0	1	0	2	0.50	.105	0	0	0

INTERNATIONAL LEAGUE PLAYER OF THE MONTH (1)

PLAYER	MONTH	AVG	G	AB	R	H	TB	2B	3B	HR	RBI	BB	IBB	SO	SB	CS	OBP	SLG	OPS	PA	SAC	SF	HBP	GDP
Harold Castro	August	.433	23	90	22	39	76	5	1	10	28	8	0	19	2	1	.485	.844	1.329	99	0	0	1	0

INTERNATIONAL LEAGUE PITCHER OF THE MONTH (0)

PLAYER	MONTH	W	L	ERA	G	GS	CG	SHO	GF	HLD	SV	SVO	IP	H	R	ER	HR	HB	BB	IBB	SO	WHIP	AVG	WP	BK	GDP
--------	-------	---	---	-----	---	----	----	-----	----	-----	----	-----	----	---	---	----	----	----	----	-----	----	------	-----	----	----	-----




														OMAHA				OPPONENT			
GM #	MARCH	OPPONENT	SCORE	RECORD	STANDINGS, LG	WIN	LOSS	SAVE	TEMP.	1ST PITCH	TIME	ATT.	HOME ATT.	R	H	E	LO	R	H	E	LO
1.	3/28	 @ Iowa	L, 6-3	0-1	11TH -1.0	B. Kriske (1-0)	T. Guerrero (0-1)	D. Palencia (1)	78°	7:10 PM	2:29	7,226		3	5	0	6	6	10	1	6
2.	3/29	 @ Iowa	W, 12-7	1-1	9TH -1.0	J. Bowlan (1-0)	B. Hughes (0-1)	-	68°	3:08 PM	2:49	3,708		12	12	1	9	7	10	0	6
3.	3/30	 @ Iowa	Postponed: Inclement Weather (Made up on June 4 in Omaha, 1-0 loss)											1:08 PM-CT							
														OMAHA				OPPONENT			
GM #	APRIL	OPPONENT	SCORE	RECORD	STANDINGS, LG	WIN	LOSS	SAVE	TEMP.	1ST PITCH	TIME	ATT.	HOME ATT.	R	H	E	LO	R	H	E	LO
3.	4/1	 LOUISVILLE	L, 7-3	1-2	13TH -2.5	A. Busenitz (1-0)	S. Cruz (0-1)	-	51°	6:36 PM	2:56	2,571	2,571	3	7	2	9	7	8	0	8
4.	4/2	 LOUISVILLE	W, 12-6	2-2	10TH -1.5	N. Cameron (1-0)	C. Petty (0-1)	-	47°	12:06 PM	2:38	1,538	4,109	12	11	2	4	6	7	1	9
5.	4/3	 LOUISVILLE	W, 5-3	3-2	5TH -0.5	J. Fernandez (1-0)	A. Busenitz (1-1)	-	54°	6:36 PM	2:51	1,619	5,728	5	9	0	5	3	7	2	6
6.	4/4	 LOUISVILLE	W, 8-2	4-2	5TH -0.5	T. Guerrero (1-1)	D. Parrish (0-1)	-	50°	6:37 PM	2:29	1,144	6,872	8	9	1	11	2	2	1	4
7.	4/5	 LOUISVILLE	L, 4-0	4-3	8TH -1.5	A. Wilkerson (1-1)	C. Champlain (0-1)	-	45°	2:05 PM	2:27	1,413	8,285	0	4	0	6	4	8	0	8
8.	4/6	 LOUISVILLE	L, 7-5 (10)	4-4	10TH -2.5	L. Richardson (1-0)	A. Cox (0-1)	-	55°	2:05 PM	2:58	2,002	10,287	5	9	0	9	7	15	1	12
9.	4/8	 @ St. Paul	W, 3-0	5-4	9TH -2.5	N. Cameron (2-0)	Z. Matthews (1-1)	S. Cruz (1)	49°	6:39 PM	2:14	2,889		3	6	0	8	0	2	0	5
10.	4/9	 @ St. Paul	L, 3-2	5-5	10TH -3.5	C. Lewis (1-0)	J. Fernandez (1-1)	A. Misiewicz (1)	60°	6:40 PM	2:24	2,909		2	6	3	5	3	10	0	9
11.	4/10	 @ St. Paul	L, 13-4	5-6	10TH -4.5	K. Funderburk (1-0)	T. Guerrero (1-2)	-	46°	6:39 PM	3:23	2,962		13	16	0	1	4	7	1	0
12.	4/11	 @ St. Paul	L, 6-4	5-7	14TH -5.0	A. Speas (1-0)	T. Clarke (0-1)	K. Bischoff (1)	56°	6:38 PM	2:48	3,516		4	5	1	6	6	9	0	6
13.	4/12	 @ St. Paul	W, 7-5	6-7	10TH -4.5	A. Cox (1-1)	J. Whorff (0-1)	E. Sisk (1)	64°	2:08 PM	2:47	4,452		7	10	1	5	5	7	0	6
14.	4/13	 @ St. Paul	W, 5-3	7-7	9TH -4.5	E. Cerantola (1-0)	H. Ynoa (0-1)	J. Fernandez (1)	63°	2:09 PM	2:57	3,918		5	10	0	10	3	6	2	5
15.	4/15	 NORFOLK	W, 9-8	8-7	8TH -3.5	J. Wallace (1-0)	C. Martin (1-2)	J. Bowlan (1)	56°	12:10 PM	2:50	1,438	11,725	9	14	1	10	8	12	1	8
16.	4/16	 NORFOLK	L, 15-6	8-8	9TH -3.5	T. Ward (1-1)	C. Noriega (0-1)	-	65°	11:06 AM	2:54	8,660	20,385	6	8	3	9	15	15	2	7
17.	4/17	 NORFOLK	W, 4-2	9-8	9TH -3.5	J. Fernandez (2-1)	G. Wolfram (0-1)	J. Bowlan (2)	79°	6:35 PM	2:41 (129)	2,096	22,481	4	6	0	8	2	8	0	7
18.	4/18	 NORFOLK	W, 10-8	10-8	7TH -3.5	A. Cox (2-1)	N. Richmond (0-1)	J. Fernandez (2)	54°	6:37 PM	2:58	2,022	24,503	10	14	0	7	8	9	1	4
19.	4/19	 NORFOLK	L, 11-1	10-9	10TH -3.5	R. Contreras (1-0)	A. Simonelli (0-1)	-	53°	2:11 PM	2:48	2,275	26,778	1	5	1	10	11	11	1	4
20.	4/20	 NORFOLK	Canceled: Rain											2:05 PM-CT							
20.	4/22	 @ Toledo	L, 9-8 (13)	10-10	12TH -5.0	R. Unroe (1-1)	R. Hendrix (0-1)	-	66°	6:35 PM	4:06	2,410		8	10	1	12	9	9	0	14
21.	4/23	 @ Toledo	L, 8-4	10-11	12TH -6.0	M. Seelinger (1-0)	A. Hoffmann (0-1)	-	73°	6:35 PM	2:29	2,512		4	9	2	7	8	9	0	5
22.	4/24	 @ Toledo	L, 4-3	10-12	12TH -7.0	P. Poulin (2-1)	J. Fernandez (2-2)	-	79°	6:35 PM	2:35	3,047		3	5	1	5	4	10	2	1
23.	4/25	 @ Toledo	Postponed: Rain (Made up April 26, 4-1 loss)											6:05 PM-CT							
23.	4/26 [G1]	 @ Toledo	L, 3-1 (7)	10-13	12TH -8.5	M. Manning (1-1)	R. Hendrix (0-2)	A. Chafin (1)	56°	4:06 PM	1:55	-		1	6	1	8	3	4	1	4
24.	4/26 [G2]	 @ Toledo	L, 4-1 (7)	10-14	15TH -9.0	R. Vansasco (1-1)	A. Simonelli (0-2)	R. Miller (1)	56°	6:42 PM	2:02	5,202		1	5	1	9	4	6	0	2
25.	4/27	 @ Toledo	L, 2-0	10-15	16TH -10.0	M. Seelinger (2-0)	T. Hatch (0-1)	P. Poulin (1)	63°	2:05 PM	2:21	4,317		0	3	1	4	2	5	1	8
26.	4/29	 INDIANAPOLIS	L, 9-7	10-16	16TH -10.0	T. Harrington (1-1)	L. Avila (0-1)	T. Rainey (1)	53°	11:07 AM	2:56	3,603	30,381	7	10	0	10	9	9	2	5
27.	4/30	 INDIANAPOLIS	W, 9-6	11-16	16TH -9.0	A. Simonelli (1-2)	Y. Ramirez (0-1)	E. Sisk (2)	60°	6:35 PM	2:40	1,951	32,332	9	10	0	6	6	7	1	2
														OMAHA				OPPONENT			
GM #	MAY	OPPONENT	SCORE	RECORD	STANDINGS, LG	WIN	LOSS	SAVE	TEMP.	1ST PITCH	TIME	ATT.	HOME ATT.	R	H	E	LO	R	H	E	LO
28.	5/1	 INDIANAPOLIS	L, 7-2	11-17	18TH -10.0	B. Chandler (2-0)	R. Ramsey (0-1)	-	66°	6:35 PM	2:36	2,073	34,405	2	6	1	5	7	9	0	10
29.	5/2	 INDIANAPOLIS	L, 6-0	11-18	18TH -10.0	B. Ashcraft (3-2)	T. Hatch (0-2)	-	57°	6:35 PM	2:30	2,456	36,861	0	2	0	5	6	10	1	7
30.	5/3	 INDIANAPOLIS	W, 5-1	12-18	16TH -9.5	R. Brady (1-0)	C. Fulmer (1-3)	-	65°	6:37 PM	2:28	3,020	39,881	5	10	1	4	1	6	1	8
31.	5/4	INDIANAPOLIS	W, 8-1	13-18	16TH -9.0	L. Avila (1-1)	T. Harrington (1-2)	-	70°	2:05 PM	2:12	3,003	42,884	8	8	0	0	1	7	1	7
32.	5/6	@ Louisville	L, 9-1	13-19	16TH -9.0	C. Petty (1-2)	N. Cameron (2-1)	-	67°	6:07 PM	2:25	2,885		1	3	0	5	9	12	0	5
33.	5/7	@ Louisville	L, 6-5	13-20	17TH -9.0	S. Benschoter (2-0)	R. Brady (1-1)	Z. Maxwell (3)	62°	11:06 AM	2:34	5,983		5	8	0	5	6	9	0	7
34.	5/8	@ Louisville	W, 6-1	14-20	17TH -9.0	T. Hatch (1-2)	R. Wynne (1-4)	-	70°	6:36 PM	2:20	3,436		6	11	0	8	1	7	0	5
35.	5/9	@ Louisville	W, 5-2	15-20	17TH -9.0	J. Wallace (2-0)	A. Plutko (0-1)	J. Bowlan (3)	67°	7:17 PM	2:50	7,367		5	7	1	8	2	4	0	6
36.	5/10	@ Louisville	W, 9-0	16-20	16TH -9.0	L. Avila (2-1)	D. Parrish (1-3)	-	71°	7:18 PM	2:23	5,134		9	12	0	6	0	3	1	3
37.	5/11	@ Louisville	L, 4-3	16-21	17TH -10.0	A. Diaz (1-0)	E. Sisk (0-1)	-	79°	1:07 PM	2:30	4,731		3	7	1	7	4	7	1	8
38.	5/13	COLUMBUS	W, 9-3	17-21	15TH -10.0	C. Champlain (1-1)	R. Webb (2-2)	-	86°	6:37 PM	3:01	2,193	45,077	9	10	0	11	3	9	2	10
39.	5/14	COLUMBUS	W, 8-3	18-21	14TH -10.0	T. Guerrero (1-1)	D. Nikhazy (1-3)	-	87°	6:36 PM	2:32	2,104	47,181	8	11	0	6	3	7	0	5
40.	5/15	COLUMBUS	L, 14-10	18-22	14TH -11.0	P. Mushinski (2-2)	L. Avila (2-2)	-	76°	6:36 PM	3:42	2,350	49,531	10	10	0	7	14	15	0	15
41.	5/16	COLUMBUS	W, 9-7	19-22	13TH -10.0	A. Hoffmann (1-1)	A. Misiaszek (0-1)	-	58°	7:07 PM	2:50	4,101	53,632	9	9	1	7	7	8	1	4
42.	5/17	COLUMBUS	L, 8-2	19-23	14TH -10.0	W. Dion (2-3)	E. Bosacker (0-1)	-	70°	7:05 PM	2:31	3,387	57,019	2	7	0	4	8	13	0	10
43.	5/18	COLUMBUS	L, 9-6	19-24	16TH -11.0	M. Hickman (1-0)	N. Murdock (0-1)	N. Enright (1)	72°	2:07 PM	3:24	2,663	59,682	6	8	1	10	9	13	1	11
44.	5/20	@ Salt Lake	L, 6-5	19-25	17TH -12.0	J. Eder (1-2)	T. Hatch (2-3)	B. Farmer (1)	70°	6:37 PM	2:38	3,894		5	9	2	6	6	15	0	12
45.	5/21	@ Salt Lake	L, 6-4	19-26	17TH -13.0	V. Mederos (3-1)	E. Cerantola (1-1)	B. Farmer (2)	68°	6:38 PM	2:25	3,153		4	12	1	8	6	9	0	5
46.	5/22	@ Salt Lake	L, 9-5	19-27	17TH -13.5	E. Briceño (1-0)	J. Fernandez (2-3)	-	77°	6:36 PM	2:51	3,512		5	8	0	6	9	9	0	9
47.	5/23	@ Salt Lake	L, 11-10	19-																	

GM #	JUNE	OPPONENT	SCORE	RECORD	STANDINGS, LG	WIN	LOSS	SAVE	TEMP.	1ST PITCH	TIME	ATT.	HOME ATT.	OMAHA					OPPONENT				
														R	H	E	L	O	R	H	E	L	O
75.	6/24	@ Indianapolis	L, 9-1	31-44/0-1	11TH -1.0	H. Barco (2-1)	T. Hatch (3-5)	-	91°	7:06 PM	2:28	6,867		1	8	0	7		9	15	0	10	
76.	6/25	@ Indianapolis	W, 7-5 (10)	32-44/1-1	7TH -1.0	A. Hoffmann (3-3)	C. Sanders (1-1)	E. Sisk (4)	90°	1:39 PM	3:09	7,228		7	7	1	7		5	10	0	11	
77.	6/26	@ Indianapolis	W, 17-2	33-44/2-1	5TH -1.0	R. Hill (4-1)	T. Harrington (4-8)	-	95°	7:06 PM	2:59	8,304		17	19	0	9		2	9	1	7	
78.	6/27	@ Indianapolis	L, 2-0	33-45/2-2	8TH -2.0	E. Yean (5-3)	S. Nogosek (1-1)	Y. Ramirez (6)	83°	7:05 PM	2:19	10,554		0	3	1	5		2	5	0	2	
79.	6/28	@ Indianapolis	L, 12-1	33-46/2-3	11TH -2.0	D. Moreta (2-0)	J. Gant (1-2)	-	91°	7:07 PM	2:55	9,264		1	5	2	8		12	15	0	8	
80.	6/29	@ Indianapolis	L, 3-2	33-47/2-4	13TH -3.0	M. Darrell-Hicks (1-0)	J. Fernandez (2-5)	T. Rainey (2)	85°	1:36 PM	2:35	7,922		2	5	0	5		3	8	0	10	

GM #	JULY	OPPONENT	SCORE	RECORD	STANDINGS, LG	WIN	LOSS	SAVE	TEMP.	1ST PITCH	TIME	ATT.	HOME ATT.	OMAHA					OPPONENT				
														R	H	E	L	O	R	H	E	L	O
81.	7/1	@ Iowa	W, 10-7	34-47/3-4	11TH -2.5	J. Bowlan (2-0)	T. Romero (0-3)	-	85°	6:42 PM	2:40	4,829		10	9	1	1		7	10	1	8	
82.	7/2	@ Iowa	L, 10-6	34-48/3-5	14TH -3.5	W. Sanders (4-0)	R. Hill (4-2)	-	80°	12:11 PM	2:54	5,118		6	9	1	9		10	12	2	9	
83.	7/3	@ Iowa	L, 12-3	34-49/3-6	16TH -4.0	C. Noland (8-3)	C. Champlain (2-5)	-	92°	7:14 PM	2:43	9,122		3	8	1	10		12	15	0	9	
84.	7/4	@ IOWA	L, 7-2	34-50/3-7	18TH -5.0	C. Kachmar (1-0)	S. Nogosek (1-2)	-	87°	7:08 PM	2:48	9,023	149,689	2	7	0	7		7	11	0	7	
85.	7/5	@ IOWA	W, 8-4	35-50/4-7	17TH -5.0	T. Hatch (4-5)	K. Maeda (1-4)	-	88°	6:07 PM	2:35	4,292	153,981	8	10	0	5		4	4	0	3	
86.	7/6	@ IOWA	L, 9-6	35-51/4-8	17TH -5.0	L. Little (1-1)	J. Dunn (0-1)	-	87°	5:06 PM	2:47	3,393	157,374	5	8	2	6		9	14	1	12	
87.	7/8	TOLEDO	L, 12-8	35-52/4-9	18TH -6.0	W. Hernandez (3-4)	R. Hill (4-3)	-	75°	12:07 PM	3:04	2,885	160,259	8	5	0	8		12	18	1	8	
88.	7/9	TOLEDO	W, 13-7	36-52/5-9	16TH -6.0	C. Champlain (3-5)	N. Margevicius (4-3)	-	88°	7:08 PM	3:18	3,432	163,691	13	20	0	10		7	12	2	9	
89.	7/10	TOLEDO	L, 3-2	36-53/5-10	17TH -6.5	P. Poulin (6-1)	E. Sisk (0-2)	D. Sommers (3)	86°	7:08 PM	2:39	3,346	167,037	2	9	0	7		3	6	0	6	
90.	7/11	TOLEDO	L, 1-0	36-54/5-11	18TH -6.5	B. Horn (2-1)	B. Sears (0-1)	M. Seelinger (1)	78°	7:08 PM	2:37	6,210	173,247	0	3	0	5		1	6	0	8	
91.	7/12	TOLEDO	L, 7-6	36-55/5-12	18TH -7.5	R. Miller (2-1)	B. Johnson (1-2)	W. Go (2)	78°	6:08 PM	3:02	7,096	180,343	6	10	0	7		7	11	2	10	
92.	7/13	TOLEDO	L, 6-1	36-56/5-13	19TH -9.5	G. Hartlieb (1-0)	R. Hill (4-4)	W. Hernandez (1)	83°	2:07 PM	2:40	4,912	185,255	1	2	1	4		6	12	1	10	

MLB ALL-STAR BREAK (JULY 14-17)























93.	7/18	@ Buffalo	W, 7-3	37-56/6-13	18TH -9.5	S. Nogosek (2-2)	A. Macko (0-5)	M. Fulmer (1)	77°	6:36 PM	3:17	10,792		7	10	0	12		3	7	1	9	
94.	7/19	@ Buffalo	L, 3-2	37-57/6-14	18TH -10.5	E. Lucas (2-3)	J. Dunn (0-2)	A. Garrett (1)	79°	6:36 PM	2:41	6,673		2	8	1	10		3	5	0	8	
95.	7/20	@ Buffalo	W, 8-6	38-57/7-14	18TH -10.5	T. Hatch (5-5)	A. Kloffenstein (1-4)	M. Fulmer (2)	76°	1:08 PM	2:56	7,208		8	10	1	7		6	11	1	6	
96.	7/22	@ Syracuse	L, 4-3	38-58/7-15	18TH -10.5	P. Blackburn (3-1)	C. Champlain (3-6)	T. Adcock (3)	77°	6:36 PM	2:22	4,623		3	5	0	3		4	9	1	8	
97.	7/23	@ Syracuse	L, 8-4	38-59/7-16	19TH -11.5	J. Fernandez (1-0)	J. Gant (1-3)	-	84°	6:36 PM	3:00	4,191		4	11	1	12		8	16	0	11	
98.	7/24	@ Syracuse	L, 6-2	38-60/7-17	20TH -11.5	N. McLean (4-4)	D. Keuchel (0-1)	-	93°	6:35 PM	2:18	5,974		2	4	1	4		6	12	1	9	
99.	7/25	@ Syracuse	L, 8-2	38-61/7-18	20TH -12.5	B. Sproat (5-5)	J. Dunn (0-3)	-	82°	6:36 PM	2:37	6,353		2	5	0	6		8	11	1	8	
100.	7/26	@ Syracuse	L, 6-3	38-62/7-19	20TH -13.5	D. Orellana (2-0)	T. Hatch (5-6)	J. Merryweather (2)	89°	6:40 PM	2:40	6,086		3	6	1	3		6	14	0	11	
101.	7/27	@ Syracuse	L, 2-1	38-63/7-20	20TH -14.5	J. Hagenman (2-2)	M. Fulmer (0-1)	-	84°	1:07 PM	2:12	4,259		1	7	0	6		2	7	1	7	
102.	7/29	LOUISVILLE	W, 5-2	39-63/8-20	20TH -13.5	J. Gant (2-3)	H. Greene (0-1)	J. Krehbiel (1)	93°	7:07 PM	2:13	2,093	187,348	5	8	0	5		2	3	0	3	
103.	7/30	LOUISVILLE	W, 4-2	40-63/9-20	20TH -13.5	D. Keuchel (1-1)	B. Van Belle (1-4)	S. Nogosek (1)	75°	12:07 PM	2:11	2,677	190,025	4	6	0	6		2	5	0	4	
104.	7/31	LOUISVILLE	L, 14-2	40-64/9-21	20TH -14.0	C. Petty (3-8)	J. Dunn (0-4)	-	77°	7:07 PM	2:37	4,310	194,335	2	5	0	7		14	13	0	7	

GM #	AUG.	OPPONENT	SCORE	RECORD	STANDINGS, LG	WIN	LOSS	SAVE	TEMP.	1ST PITCH	TIME	ATT.	HOME ATT.	OMAHA					OPPONENT					
														R	H	E	L	O	R	H	E	L	O	
105.	8/1	 LOUISVILLE	W, 7-3	41-64/10-21	19TH -14.5	B. Sears (1-1)	J. Franco (2-2)	-	73°	7:07 PM	2:31	5,873	200,208	7	9	1	4		3	7	1	10		
106.	8/2	 LOUISVILLE	L, 9-0	41-65/10-22	20TH -15.0	A. Plutko (4-5)	C. Champlain (3-7)	S. Benschoter (1)	75°	6:08 PM	2:25	6,179	206,387	0	7	0	7		9	14	0	6		
107.	8/3	 LOUISVILLE	L, 3-2	41-66/10-23	20TH -16.0	I. Gibaut (1-0)	S. Kolek (0-1)	B. Farmer (2)	71°	5:06 PM	2:30	5,196	211,583	2	5	0	8		3	10	2	5		
108.	8/5	@ Indianapolis	W, 7-6 (10)	42-66/11-23	19TH -16.0	J. Bowlan (3-0)	E. Yean (6-4)	B. Johnson (1)	82°	6:37 PM	2:58	5,677		7	12	2	9		6	10	0	10		
109.	8/6	@ Indianapolis	W, 5-4	43-66/12-23	19TH -15.0	J. Gant (3-3)	D. Fellows (7-4)	M. Fulmer (3)	82°	1:38 PM	3:02	7,297		5	9	2	7		4	9	0	13		
110.	8/7	@ Indianapolis	L, 4-2	43-67/12-24	19TH -16.0	M. Darrell-Hicks (2-0)	C. Champlain (3-8)	C. Holderman (1)	87°	6:39 PM	2:11	6,795		2	8	0	6		4	5	0	2		
111.	8/8	@ Indianapolis	W, 2-1	44-67/13-24	19TH -16.0	B. Johnson (2-2)	T. Harrington (7-9)	J. Krehbiel (2)	88°	7:06 PM	2:32	10,205		2	5	1	1		1	5	0	8		
112.	8/9	@ Indianapolis	W, 10-4	45-67/14-24	19TH -15.0	S. Kolek (1-1)	N. Dombkowski (1-5)	-	92°	6:37 PM	2:45	10,201		10	11	1	5		4	11	0	6		
113.	8/10	@ Indianapolis	W, 6-1	46-67/15-24	19TH -14.0	D. Keuchel (2-1)	B. Chandler (5-5)	-	86°	1:38 PM	2:48	9,375		6	11	0	7		1	8	1	11		
114.	8/12	ST. PAUL	W, 8-7	47-67/16-24	16TH -14.0	R. Hendrix (3-2)	J. Whorff (2-3)	-	83°	6:38 PM	3:06	2,552	214,135	8	16	0	10		7	10	0	11		
115.	8/13	ST. PAUL	L, 8-3	47-68/16-25	19TH -14.0	C. MacLeod (1-1)	C. Champlain (3-9)	-	84°	6:37 PM	2:43	3,229	217,364	3	8	0	8		8	9	1	5		
116.	8/14	ST. PAUL	L, 14-5	47-69/16-26	19TH -14.0	M. Raya (2-8)	E. Bosacker (0-2)	-	87°	6:38 PM	2:59	3,472	220,836	5	8	2	6		14	12	0	9		
117.	8/15	ST. PAUL	L, 10-2	47-70/16-27	20TH -14.0	A. Morris (3-4)	S. Kolek (1-2)	-	91°	6:37 PM	2:48	4,401	225,237	2	6	0	7		10	11	0	10		
118.	8/16	ST. PAUL	W, 4-3	48-70/17-27	19TH -14.0	J. Krehbiel (1-0)	C. Lewis (3-5)	-	93°	6:07 PM	2:30	5,915	231,152	4	5	2	5		3	9	0	9		
119.	8/17	ST. PAUL	W, 12-11	49-70/18-27	18TH -14.0	E. Cerantola (2-2)	T. Baker (2-2)	J. Krehbiel (3)	92°	5:07 PM	3:23	3,914	235,066	12	10	3	12		11	14	0	6		
120.	8/19	@ Columbus	W, 9-4	50-70/19-27	17TH -13.5	C. Champlain (4-9)	A. Davenport (3-5)	-	88°	7:12 PM	2:47 (57)	8,192		9	8	0	5		4	6	0	5		
121.	8/20	@ Columbus	W, 6-5	51-70/20-27	16TH -12.5	R. Hendrix (4-2)	P. Mushinski (4-5)	J. Bowlan (4)	75°	6:15 PM	2:31	7,053		6	10	0	7		5	5	0	6		
122.	8/21	@ Columbus	L, 9-5	51-71/20-28	16TH -13.0	J. Leftwich (2-0)	S. Kolek (1-3)	-	72°	12:06 PM	2:48	7,699		5	8	0	7		9	12	2	8		
123.	8/22	@ Columbus	W, 5-4	52-71/21-28	14TH -13.0	B. Johnson (3-2)	T. Stephan (0-1)	J. Bowlan (5)	80°	7:07 PM	2:50	8,677		5	7	1	7		4	11	1	8		
124.	8/23	@ Columbus	W, 23-7	53-71/22-28	12TH -13.0	J. Gant (4-3)	W. Dion (3-8)	-	84°	5:06 PM	3:13	9,205		23	24	1	8		7	12	1	12		
125.	8/24	@ Columbus	W, 7-3	54-71/23-28	12TH -13.0	B. Johnson (4-2)	T. McKenzie (0-1)	-	78°	1:06 PM	3:07	8,634		7	11	0	11		3	6	0	8		
126.	8/26	LEHIGH VALLEY	W, 11-9	55-71/24-28	12TH -13.0	R. Hendrix (5-2)	S. Johnson (3-5)	S. Nogosek (2)	73°	6:37 PM	2:55	2,082	237,148	11	13	0	10		9			8		
127.	8/27	LEHIGH VALLEY	L, 15-3	55-72/24-29	12TH -14.0	D. Sweet (3-1)	B. Way (0-1)	-	79°	6:36 PM	3:02	2,514	239,662	3	7	1	6		15	10	0	9		
128.	8/28	LEHIGH VALLEY	L, 10-7	55-73/24-30	15TH -14.0	N. Hoffman (5-0)	S. Nogosek (2-3)	M. Lazar (5)	80°	6:38 PM	2:45	2,144	241,806	7	10	0	4		10	10	0	5		
129.	8/29	LEHIGH VALLEY	L, 11-4	55-74/24-31	15TH -15.0	L. Sims (3-1)	R. Hendrix (5-3)	-	78°	6:38 PM	3:05	4,046	245,852	4	7	1	14		11	15	1	8		
130.	8/30	LEHIGH VALLEY	L, 7-6 (5)	55-75/24-32	17TH -15.0	J. Waguespack (2-0)	L. Avila (0-1)	-	75°	6:07 PM	1:54 (25)	4,112	249,964	6	7	1	5		7	6	1	5		
33†	8/31	LEHIGH VALLEY	Canceled: Rain										5:05 PM-CT											

HITTING




























SERIES	OPPONENT	DATES	AVG	G	AB	R	H	TB	2B	3B	HR	RBI	BB	IBB	SO	SB	CS	OBP	SLG	OPS	PA	SAC	SF	HBP	GIDP
SERIES 1	@ Iowa	3/28 - 3/30	.258	2	66	15	17	27	4	0	2	14	14	0	25	9	0	.390	.409	.799	84	2	1	1	0
SERIES 2	LOUISVILLE	4/1 - 4/6	.250	6	196	33	49	94	8	2	11	27	30	0	53	5	1	.353	.480	.833	234	2	3	3	7
SERIES 3	@ St. Paul	4/8 - 4/13	.226	6	195	25	44	62	8	2	2	22	27	0	62	14	3	.323	.318	.641	228	2	2	2	3
SERIES 4 (W)	NORFOLK	4/15 - 4/20	.280	5	168	30	47	72	11	1	4	29	26	0	45	5	0	.382	.429	.811	200	1	2	3	5
SERIES 5 (L)	@ Toledo	4/22 - 4/27	.192	6	198	17	38	55	12	1	1	15	17	0	54	10	0	.264	.278	.542	220	0	2	3	2
SERIES 6	INDIANAPOLIS	4/29 - 5/4	.242	6	190	31	46	81	8	3	7	28	16	0	51	7	1	.308	.426	.734	214	0	4	4	3
SERIES 7	@ Louisville	5/6 - 5/11	.236	6	203	29	48	77	5	0	8	29	23	0	46	3	2	.319	.379	.698	230	1	1	2	4
SERIES 8	COLUMBUS	5/13 - 5/18	.274	6	201	44	55	96	11	0	10	41	37	0	56	12	2	.380	.478	.858	242	0	4	0	1
SERIES 9 (L)	@ Salt Lake	5/20 - 5/25	.292	6	216	40	63	124	11	1	16	39	20	1	48	11	1	.355	.574	.929	245	3	3	3	5
SERIES 10	ST. PAUL	5/27 - 6/1	.256	6	199	29	51	81	10	1	6	27	23	0	53	13	2	.336	.407	.743	231	2	4	3	0
SERIES 11 (L)	IOWA	6/3 - 6/8	.227	7	198	26	45	71	12	1	4	25	25	0	51	9	3	.322	.359	.681	228	1	1	3	3
SERIES 12 (W)	@ Toledo	6/10 - 6/15	.279	6	190	37	53	90	10	3	7	34	22	0	57	6	2	.356	.474	.830	220	1	4	3	5
SERIES 13 (L)	DURHAM	6/17 - 6/22	.212	6	198	23	42	86	9	1	11	22	22	0	61	5	1	.294	.434	.728	222	1	0	1	4
SERIES 14 (L)	@ Indianapolis	6/24 - 6/29	.226	6	208	28	47	88	9	1	10	27	21	0	66	2	0	.305	.423	.728	233	0	1	3	2
SERIES 15 (L)	@ Iowa	7/1 - 7/3	.250	3	104	19	26	49	8	0	5	16	14	0	32	1	1	.345	.471	.816	120	1	0	1	0
SERIES 16 (L)	IOWA	7/4 - 7/6	.253	3	99	15	25	47	7	0	5	15	8	0	28	4	0	.318	.475	.793	111	1	1	2	0
SERIES 17 (L)	TOLEDO	7/8 - 7/13	.243	6	202	30	49	84	11	0	8	28	25	0	59	3	1	.326	.416	.742	230	0	2	1	1
SERIES 18 (W)	@ Buffalo	7/18 - 7/20	.267	3	105	17	28	50	9	2	3	17	19	0	28	2	1	.381	.476	.857	127	1	1	1	2
SERIES 19 (L)	@ Syracuse	7/22 - 7/27	.195	6	195	15	38	59	11	2	2	15	13	0	53	3	3	.256	.303	.559	211	0	0	3	3
SERIES 20	LOUISVILLE	7/29 - 8/3	.212	6	189	20	40	62	1	0	7	17	20	0	51	7	0	.290	.328	.618	210	0	0	1	4
SERIES 21 (W)	@ Indianapolis	8/5 - 8/10	.273	6	205	32	56	88	9	4	5	31	22	0	55	5	3	.345	.429	.774	231	2	1	1	7
SERIES 22	ST. PAUL	8/12 - 8/17	.257	6	206	34	53	110	15	0	14	34	24	0	72	7	0	.341	.534	.875	232	0	0	2	2
SERIES 23 (W)	@ Columbus	8/19 - 8/24	.300	6	227	55	68	141	13	0	20	54	30	0	60	5	0	.393	.621	1.014	262	0	0	5	3
SERIES 24 (L)	LEHIGH VALLEY	8/26 - 8/31	.278	5	158	31	44	85	14	0	9	31	26	1	44	1	1	.389	.538	.927	190	0	2	4	4
SERIES 25 (L)	@ Iowa	9/2 - 9/7	.252	6	206	23	52	82	9	0	7	22	22	0	72	9	2	.326	.398	.724	232	2	1	1	5
SERIES 26 (W)	CHARLOTTE	9/9 - 9/14	.291	6	199	39	58	109	16	1	11	37	25	1	42	7	0	.382	.548	.930	233	4	0	4	3
SERIES 27	@ Columbus	9/16 - 9/21																							

PITCHING

SERIES	OPPONENT	DATES	W	L	ERA	G	GS	CG	SHO	GF	HLD	SV	SVO	IP	H	R	ER	HR	HB	BB	IBB	SO	AVG	WP	BK	GIDP
SERIES 1	 @ Iowa	3/28 - 3/30	1	1	6.88	2	2	0	0	2	0	0	0	17.0	20	13	13	3	1	7	0	18	.294	1	0	2
SERIES 2	 LOUISVILLE	4/1 - 4/6	3	3	4.09	6	6	0	0	6	2	0	3	55.0	47	29	25	4	4	26	0	62	.226	6	1	2
SERIES 3	 @ St. Paul	4/8 - 4/13	3	3	4.59	6	6	0	1	6	5	3	3	51.0	50	30	26	6	1	27	0	68	.254	0	0	3
SERIES 4 (W)	 NORFOLK	4/15 - 4/20	3	2	8.20	5	5	0	0	5	0	3	3	45.0	55	44	41	7	0	25	1	44	.304	4	0	7
SERIES 5 (L)	 @ Toledo	4/22 - 4/27	0	6	4.20	6	6	0	0	6	1	0	3	49.1	43	30	23	2	3	26	0	64	.231	5	0	1
SERIES 6	 INDIANAPOLIS	4/29 - 5/4	3	3	4.83	6	6	0	0	6	2	1	1	54.0	48	30	29	5	2	22	0	56	.238	4	2	3
SERIES 7	 @ Louisville	5/6 - 5/11	3	3	3.66	6	6	0	1	6	4	1	3	51.2	42	22	21	5	6	13	0	60	.221	4	0	3
SERIES 8	 COLUMBUS	5/13 - 5/18	3	3	6.83	6	6	0	0	6	3	0	2	54.0	65	44	41	6	3	37	0	58	.300	6	1	5
SERIES 9 (L)	 @ Salt Lake	5/20 - 5/25	1	5	7.64	6	6	0	0	6	1	0	4	50.2	71	49	43	9	3	24	0	63	.323	4	0	3
SERIES 10	 ST. PAUL	5/27 - 6/1	3	3	4.17	6	6	0	0	6	8	3	5	54.0	48	27	25	8	3	27	0	49	.236	7	0	5
SERIES 11 (L)	 IOWA	6/3 - 6/8	2	5	5.17	7	7	0	0	7	1	1	1	54.0	51	35	31	7	2	36	0	55	.252	0	0	4
SERIES 12 (W)	 @ Toledo	6/10 - 6/15	6	0	1.98	6	6	1	3	5	4	1	1	50.0	26	11	11	3	2	16	0	58	.151	3	1	1
SERIES 13 (L)	 DURHAM	6/17 - 6/22	0	6	7.17	6	6	0	0	6	0	0	0	54.0	79	49	43	4	5	32	0	52	.339	3	1	4
SERIES 14 (L)	 @ Indianapolis	6/24 - 6/29	2	4	5.12	6	6	0	0	6	0	1	2	51.0	62	33	29	7	5	19	0	44	.298	2	0	5
SERIES 15 (L)	 @ Iowa	7/1 - 7/3	1	2	8.28	3	3	0	0	3	0	0	0	25.0	37	29	23	9	2	16	0	15	.333	5	0	2
SERIES 16 (L)	 IOWA	7/4 - 7/6	1	2	6.00	3	3	0	0	3	0	0	1	27.0	29	20	18	6	0	15	0	19	.271	1	0	4
SERIES 17 (L)	 TOLEDO	7/8 - 7/13	1	5	6.00	6	6	0	0	6	0	0	0	54.0	65	36	36	6	4	29	0	57	.298	4	2	4
SERIES 18 (W)	 @ Buffalo	7/18 - 7/20	2	1	3.46	3	3	0	0	3	1	2	2	26.0	23	12	10	2	3	13	0	28	.237	2	0	4
SERIES 19 (L)	 @ Syracuse	7/22 - 7/27	0	6	6.33	6	6	0	0	6	2	0	1	48.1	69	34	34	10	4	19	0	39	.330	4	1	5
SERIES 20	 LOUISVILLE	7/29 - 8/3	3	3	5.33	6	6	0	0	6	5	2	2	54.0	52	33	32	8	2	21	0	48	.254	4	0	6
SERIES 21 (W)	 @ Indianapolis	8/5 - 8/10	5	1	2.67	6	6	0	0	6	6	3	4	54.0	48	20	16	2	5	20	2	48	.234	3	1	3
SERIES 22	 ST. PAUL	8/12 - 8/17	3	3	8.17	6	6	0	0	6	0	1	1	54.0	66	53	49	13	8	38	0	49	.296	3	2	4
SERIES 23 (W)	@ Columbus	8/19 - 8/24	5	1	5.43	6	6	0	0	6	2	2	2	53.0	52	32	32	6	3	33	0	51	.260	1	1	6
SERIES 24 (L)	LEHIGH VALLEY	8/26 - 8/31	1	4	10.54	5	5	0	0	5	0	1	1	41.0	58	52	48	14	3	24	0	42	.322	2	0	1
SERIES 25 (L)	@ Iowa	9/2 - 9/7	0	6	7.40	6	6	0	0	6	0	0	0	48.2	55	42	40	6	4	37	1	48	.286	3	2	4
SERIES 26 (W)	CHARLOTTE	9/9 - 9/14	5	1	1.83	6	6	0	0	6	1	1	1	54.0	42	18	11	3	1	18	0	48	.213	4	0	4
SERIES 27	@ Columbus	9/16 - 9/21																								

SERIES WINS: 6 (3 at Home, 3 on Road)SERIES LOSSES: 11 (5 at Home, 6 on Road)SERIES SPLITS: 9 (6 at Home, 3 on Road)

STARTING PITCHERS

SERIES	OPPONENT	DATES	W	L	ERA	G	CG	SHO	IP	H	R	ER	2B	3B	HR	TB	BB	IBB	SO	WHIP	AVG	HBP	WP	BK	GDP	K/BB	NP	NS	TBF
SERIES 1	 @ Iowa	3/28 - 3/30	0	1	14.14	2	0	0	7.0	14	11	11	3	0	2	23	5	0	10	2.71	.424	1	1	0	0	2.00	147	82	39
SERIES 2	 LOUISVILLE	4/1 - 4/6	2	1	2.48	6	0	0	32.2	18	10	9	2	0	2	26	9	0	39	0.83	.161	1	0	1	2	4.33	452	297	123
SERIES 3	 @ St. Paul	4/8 - 4/13	1	1	5.55	6	0	0	24.1	28	19	15	4	0	3	41	14	0	28	1.73	.286	1	0	0	2	2.00	483	280	113
SERIES 4 (W)	 NORFOLK	4/15 - 4/20	0	2	18.97	5	0	0	12.1	25	27	26	7	1	5	49	11	0	14	2.92	.431	0	1	0	2	1.27	279	161	70
SERIES 5 (L)	 @ Toledo	4/22 - 4/27	0	2	4.43	6	0	0	20.1	17	12	10	2	0	2	25	14	0	26	1.52	.227	1	1	0	0	1.86	396	244	91
SERIES 6	 INDIANAPOLIS	4/29 - 5/4	1	3	7.30	6	0	0	24.2	25	21	20	6	0	3	40	13	0	21	1.54	.253	2	3	2	1	1.62	455	270	116
SERIES 7	 @ Louisville	5/6 - 5/11	2	1	3.60	6	0	0	30.0	26	12	12	6	0	4	44	8	0	29	1.13	.236	3	1	0	2	3.63	469	296	122
SERIES 8	 COLUMBUS	5/13 - 5/18	2	2	6.26	6	0	0	27.1	36	19	19	6	1	5	59	10	0	23	1.68	.324	2	0	0	4	2.30	477	283	123
SERIES 9 (L)	 @ Salt Lake	5/20 - 5/25	0	2	12.00	6	0	0	15.0	26	22	20	4	2	4	46	9	0	17	2.33	.356	1	2	0	1	1.89	337	205	83
SERIES 10	 ST. PAUL	5/27 - 6/1	1	1	5.02	6	0	0	28.2	26	16	16	7	0	6	51	12	0	21	1.33	.239	2	3	0	1	1.75	433	266	125
SERIES 11 (L)	 IOWA	6/3 - 6/8	1	3	5.00	7	0	0	27.0	22	16	15	6	1	3	39	18	0	23	1.48	.232	2	0	0	2	1.28	475	272	117
SERIES 12 (W)	 @ Toledo	6/10 - 6/15	4	0	2.54	6	1	1	28.1	19	8	8	3	0	2	28	12	0	27	1.09	.188	1	2	1	1	2.25	439	262	115
SERIES 13 (L)	 DURHAM	6/17 - 6/22	0	4	9.36	6	0	0	25.0	41	27	26	8	1	3	60	18	0	25	2.36	.363	3	1	0	2	1.39	498	305	135
SERIES 14 (L)	 @ Indianapolis	6/24 - 6/29	1	3	7.50	6	0	0	24.0	36	22	20	5	0	5	56	9	0	22	1.88	.340	1	1	0	1	2.44	452	288	117
SERIES 15 (L)	 @ Iowa	7/1 - 7/3	0	2	10.64	3	0	0	11.0	20	18	13	5	0	4	37	10	0	6	2.73	.385	1	3	0	1	0.60	244	144	64
SERIES 16 (L)	 IOWA	7/4 - 7/6	1	1	3.68	3	0	0	14.2	14	8	6	1	0	2	21	7	0	10	1.43	.250	0	0	0	3	1.43	250	148	63
SERIES 17 (L)	 TOLEDO	7/8 - 7/13	1	2	4.03	6	0	0	29.0	29	13	13	5	2	4	50	14	0	26	1.48	.259	1	1	1	2	1.86	539	332	127
SERIES 18 (W)	 @ Buffalo	7/18 - 7/20	1	0	2.08	3	0	0	13.0	9	3	3	1	0	0	10	4	0	10	1.00	.200	0	0	0	2	2.50	195	122	49
SERIES 19 (L)	 @ Syracuse	7/22 - 7/27	0	5	7.77	6	0	0	22.0	32	19	19	5	3	3	52	12	0	19	2.00	.330	2	4	0	2	1.58	413	251	111
SERIES 20	 LOUISVILLE	7/29 - 8/3	2	3	6.00	6	0	0	27.0	29	19	18	8	0	6	55	6	0	23	1.30	.271	1	2	0	2	3.83	445	291	115
SERIES 21 (W)	 @ Indianapolis	8/5 - 8/10	3	1	2.84	6	0	0	31.2	33	13	10	8	0	1	44	11	0	25	1.39	.266	2	2	0	2	2.27	499	319	137
SERIES 22	 ST. PAUL	8/12 - 8/17	0	3	10.38	6	0	0	21.2	39	29	25	9	1	8	74	17	0	22	2.58	.375	2	2	1	0	1.29	466	270	124
SERIES 23 (W)	 @ Columbus	8/19 - 8/24	2	1	5.47	6	0	0	26.1	26	16	16	5	2	2	41	19	0	25	1.71	.263	1	1	1	4	1.32	490	285	119
SERIES 24 (L)	 LEHIGH VALLEY	8/26 - 8/31	0	0	10.80	5	0	0	15.0	24	22	18	0	0	6	42	10	0	13	2.27	.348	1	2	0	0	1.30	318	188	81
SERIES 25 (L)	 @ Iowa	9/2 - 9/7	0	3	7.29	6	0	0	21.0	25	18	17	5	0	1	33	16	0	23	1.95	.298	1	2	1	2	1.44	414	232	102
SERIES 26 (W)	 CHARLOTTE	9/9 - 9/14	2	1	1.71	6	0	0	26.1	18	12	5	7	0	2	31	11	0	23	1.10	.191	0	2	0	1	2.09	411	254	106
SERIES 27	 @ Columbus	9/16 - 9/21																											

RELIEVERS

SERIES	OPPONENT	DATES	W	L	ERA	G	HLD	SV	SVO	IP	H	R	ER	2B	3B	HR	TB	BB	IBB	SO	WHIP	AVG	HBP	WP	BK	GDP	K/BB	NP	NS	TBF	IR	IRS
SERIES 1	@ Iowa	3/28 - 3/30	1	0	1.80	2	0	0	0	10.0	6	2	2	2	0	1	11	2	0	8	0.80	.171	0	0	0	2	4.00	125	87	37	4	0
SERIES 2	LOUISVILLE	4/1 - 4/6	1	2	6.45	6	2	0	3	22.1	29	19	16	7	1	2	44	17	0	23	2.06	.302	3	6	0	0	1.35	457	265	117	10	5
SERIES 3	@ St. Paul	4/8 - 4/13	2	2	3.71	6	5	3	3	26.2	22	11	11	6	0	3	37	13	0	40	1.31	.222	0	0	0	1	3.08	491	302	115	14	6
SERIES 4 (W)	NORFOLK	4/15 - 4/20	3	0	4.13	5	0	3	3	32.2	30	17	15	5	0	2	41	14	1	30	1.35	.244	0	3	0	5	2.14	560	350	139	3	1
SERIES 5 (L)	@ Toledo	4/22 - 4/27	0	4	4.03	6	1	0	3	29.0	26	18	13	6	1	0	34	12	0	38	1.31	.234	2	4	0	1	3.17	506	310	127	6	0
SERIES 6	INDIANAPOLIS	4/29 - 5/4	2	0	2.76	6	2	1	1	29.1	23	9	9	4	1	2	35	9	0	35	1.09	.223	0	1	0	2	3.89	451	265	115	6	2
SERIES 7	@ Louisville	5/6 - 5/11	1	2	3.74	6	4	1	3	21.2	16	10	9	4	0	1	23	5	0	31	0.97	.200	3	3	0	1	6.20	358	223	89	7	3
SERIES 8	COLUMBUS	5/13 - 5/18	1	1	7.43	6	3	0	2	26.2	29	25	22	4	0	1	36	27	0	35	2.10	.274	1	6	1	1	1.30	567	321	138	15	6
SERIES 9 (L)	@ Salt Lake	5/20 - 5/25	1	3	5.80	6	1	0	4	35.2	45	27	23	7	2	5	71	15	0	46	1.68	.306	2	2	0	2	3.07	665	415	168	11	8
SERIES 10	ST. PAUL	5/27 - 6/1	2	2	3.20	6	8	3	5	25.1	22	11	9	4	1	2	34	15	0	28	1.46	.234	1	4	0	4	1.87	400	246	110	1	1
SERIES 11 (L)	IOWA	6/3 - 6/8	1	2	5.33	7	1	1	1	27.0	29	19	16	3	1	4	46	18	0	32	1.74	.271	0	0	0	2	1.78	548	325	127	13	6
SERIES 12 (W)	@ Toledo	6/10 - 6/15	2	0	1.25	5	4	1	1	21.2	7	3	3	0	1	1	12	4	0	31	0.51	.099	1	1	0	0	7.75	309	196	76	1	0
SERIES 13 (L)	DURHAM	6/17 - 6/22	0	2	5.28	6	0	0	0	29.0	38	22	17	11	2	1	56	14	0	27	1.79	.317	2	2	1	2	1.93	544	336	139	11	5
SERIES 14 (L)	@ Indianapolis	6/24 - 6/29	1	1	3.00	6	0	1	2	27.0	26	11	9	3	0	2	35	10	0	22	1.33	.255	4	1	0	4	2.20	459	277	116	7	0
SERIES 15 (L)	@ Iowa	7/1 - 7/3	1	0	7.07	3	0	0	0	14.0	17	11	11	4	0	5	36	6	0	9	1.64	.288	1	2	0	1	1.50	249	148	66	6	4
SERIES 16 (L)	IOWA	7/4 - 7/6	0	1	8.76	3	0	0	1	12.1	15	12	12	6	0	4	33	8	0	9	1.86	.294	0	1	0	1	1.13	240	145	59	4	2
SERIES 17 (L)	TOLEDO	7/8 - 7/13	0	3	8.28	6	0	0	0	25.0	36	23	23	10	3	2	58	15	0	31	2.04	.340	3	3	1	2	2.07	544	320	125	9	1
SERIES 18 (W)	@ Buffalo	7/18 - 7/20	1	1	4.85	3	1	2	2	13.0	14	9	7	7	0	2	27	9	0	18	1.77	.269	3	2	0	2	2.00	282	165	64	13	2
SERIES 19 (L)	@ Syracuse	7/22 - 7/27	0	1	5.13	6	2	0	1	26.1	37	15	15	3	0	7	61	7	0	20	1.67	.330	2	0	1	3	2.86	461	308	122	4	2
SERIES 20	LOUISVILLE	7/29 - 8/3	1	0	4.67	6	5	2	2	27.0	23	14	14	7	0	2	36	15	0	25	1.41	.235	1	2	0	4	1.67	447	269	115	3	2
SERIES 21 (W)	@ Indianapolis	8/5 - 8/10	2	0	2.42	6	6	3	4	22.1	15	7	6	4	0	1	22	9	2	23	1.07	.185	3	1	1	1	2.56	361	224	94	9	2
SERIES 22	ST. PAUL	8/12 - 8/17	3	0	6.68	6	0	1	1	32.1	27	24	24	4	1	5	48	21	0	27	1.48	.227	6	1	1	4	1.29	586	335	147	17	6
SERIES 23 (W)	@ Columbus	8/19 - 8/24	3	0	5.40	6	2	2	2	26.2	26	16	16	4	0	4	42	14	0	26	1.50	.257	2	0	0	2	1.86	444	265	119	7	3

2025 STORM CHASERS BY MONTH

HITTING

MONTH	AVG	G	AB	R	H	TB	2B	3B	HR	RBI	BB	IBB	SO	SB	CS	OBP	SLG	OPS	SAC	SF	HBP	GIDP	LOB
MARCH	.258	2	66	15	17	27	4	0	2	14	14	0	25	9	0	.390	.409	.799	2	1	1	0	15
APRIL	.239	25	827	121	198	311	42	7	19	107	109	0	227	36	4	.334	.376	.710	4	11	14	17	190
MAY	.258	27	907	151	234	415	38	4	45	144	106	1	231	43	8	.337	.458	.795	6	13	9	13	180
JUNE	.237	26	827	120	196	351	44	6	33	114	94	0	245	23	6	.320	.424	.744	3	7	10	14	162
JULY	.232	24	796	107	185	320	46	4	27	102	91	0	224	18	6	.317	.402	.719	3	4	9	8	160
AUGUST	.271	26	894	161	242	455	52	4	51	156	110	1	258	20	4	.357	.509	.866	2	3	12	18	180
SEPTEMBER	.261	17	575	83	150	248	33	1	21	76	61	1	155	18	4	.337	.431	.768	8	3	7	12	126
TOTAL	.250	147	4,892	758	1,222	2,127	259	26	198	713	585	3	1,365	167	32	.335	.435	.770	28	42	62	82	1,013

PITCHING

MONTH	W	L	ERA	G	GS	CG	SHO	GF	HLD	SV	SVO	IP	H	R	ER	HR	HB	BB	SO	WP	BK	WHIP	AVG
MARCH	1	1	6.88	2	2	0	0	2	0	0	0	17.0	20	13	13	3	1	7	18	1	0	1.59	.294
APRIL	10	15	5.36	25	25	0	1	25	9	7	13	218.1	211	148	130	22	8	110	255	15	2	1.47	.251
MAY	11	16	5.35	27	27	0	1	27	14	3	13	237.1	251	154	141	28	16	114	260	25	2	1.54	.269
JUNE	11	15	4.83	26	26	1	3	25	8	4	5	218.0	225	131	117	23	15	106	218	8	2	1.52	.266
JULY	7	17	5.99	24	24	0	0	24	8	4	6	207.1	244	149	138	36	13	104	181	18	3	1.68	.290
AUGUST	15	11	6.29	26	26	0	0	26	8	7	8	229.0	254	172	160	40	21	124	215	11	4	1.65	.278
SEPTEMBER	7	10	4.93	17	17	0	0	17	5	2	4	146.0	142	91	80	16	7	76	145	11	2	1.49	.254
TOTAL	62	85	5.51	147	147	1	5	146	52	27	49	1273.0	1,347	858	779	168	81	641	1,292	89	15	1.56	.269

STARTING PITCHERS

MONTH	W	L	ERA	G	GS	CG	SHO	QS	IP	H	R	ER	HR	HBP	BB	SO	WP	BK	WHIP	AVG	TBF	BR	BRS
MARCH	0	1	14.14	2	2	0	0	0	7.0	14	11	11	2	1	5	10	1	0	2.71	.424	39	3	0
APRIL	3	7	6.48	25	25	0	0	2	98.2	98	79	71	14	3	52	114	2	2	1.52	.259	439	16	6
MAY	5	8	5.88	27	27	0	0	5	111.2	124	76	73	18	9	47	100	9	1	1.53	.277	505	19	13
JUNE	7	10	5.93	26	26	1	1	4	109.1	123	76	72	15	8	58	101	4	1	1.66	.283	506	10	4
JULY	5	11	5.30	24	24	0	0	4	103.2	113	69	61	16	4	50	84	9	1	1.57	.274	468	11	7
AUGUST	5	7	6.69	26	26	0	0	6	107.2	141	91	80	20	7	60	95	8	2	1.87	.311	522	24	8
SEPTEMBER	3	6	4.59	17	17	0	0	2	68.2	62	44	35	7	3	39	64	5	1	1.47	.240	304	6	5
TOTAL	28	50	5.98	147	147	1	1	23	606.2	675	446	403	92	35	311	568	38	8	1.63	.279	2,783	89	43

RELIEF PITCHERS

MONTH	W	L	ERA	G	GF	HLD	SV	SVO	IP	H	R	ER	HR	HBP	BB	SO	WP	BK	WHIP	AVG	TBF	IR	IRS
MARCH	1	0	1.80	2	2	0	0	0	10.0	6	2	2	1	0	2	8	0	0	0.80	.171	37	4	0
APRIL	7	8	4.44	25	25	9	7	13	119.2	113	69	59	8	5	58	141	13	0	1.43	.245	532	33	12
MAY	6	8	4.87	27	27	14	3	13	125.2	127	78	68	10	7	67	160	16	1	1.54	.261	572	40	20
JUNE	4	5	3.73	25	25	8	4	5	108.2	102	55	45	8	7	48	117	4	1	1.38	.248	472	32	11
JULY	2	6	6.77	24	24	8	4	6	103.2	131	80	78	20	9	54	97	9	2	1.78	.305	495	38	13
AUGUST	10	4	5.93	26	26	8	7	8	121.1	113	81	80	20	14	64	120	3	2	1.46	.245	545	48	20
SEPTEMBER	4	4	5.24	17	17	5	2	4	77.1	80	47	45	9	4	37	81	6	1	1.51	.267	346	16	9
TOTAL	34	35	5.09	146	146	52	27	49	666.1	672	412	377	76	46	330	724	51	7	1.50	.260	2,999	211	85

2025 STORM CHASERS BY HALF

HITTING

MONTH	AVG	G	AB	R	H	TB	2B	3B	HR	RBI	BB	IBB	SO	SB	CS	OBP	SLG	OPS	SAC	SF	HBP	GIDP	LOB
1ST HALF	.247	74	2,419	379	598	1,016	119	16	89	352	302	1	662	109	18	.335	.420	.755	15	31	31	42	506
2ND HALF	.252	73	2,473	379	624	1,111	140	10	109	361	283	2	703	58	14	.335	.449	.784	13	11	31	40	507

PITCHING

MONTH	W	L	ERA	G	GS	CG	SHO	GF	HLD	SV	SVO	IP	H	R	ER	HR	HB	BB	SO	WP	BK	WHIP	AVG
1ST HALF	31	43	5.23	74	74	1	5	73	31	13	29	639.2	645	413	372	69	35	318	707	47	6	1.51	.260
2ND HALF	31	42	5.78	73	73	0	0	73	21	14	20	633.1	702	445	407	99	46	323	585	42	9	1.62	.278

STARTING PITCHERS

MONTH	W	L	ERA	G	GS	CG	SHO	QS	IP	H	R	ER	HR	HBP	BB	SO	WP	BK	WHIP	AVG	TBF	BR	BRS
1ST HALF	14	23	6.16	74	74	1	1	10	302.2	323	220	207	44	20	153	303	15	4	1.57	.272	1,372	46	23
2ND HALF	14	27	5.80	73	73	0	0	13	304.0	352	226	196	48	15	158	265	23	4	1.68	.286	1,411	43	20

RELIEF PITCHERS

MONTH	W	L	ERA	G	GF	HLD	SV	SVO	IP	H	R	ER	HR	HBP	BB	SO	WP	BK	WHIP	AVG	TBF	IR	IRS
1ST HALF	17	20	4.41	73	73	31	13	29	337.0	322	193	165	25	15	165	404	32	2	1.45	.249	1,497	102	43
2ND HALF	17	15	5.79	73	73	21	14	20	329.1	350	219	212	51	31	165	320	19	5	1.56	.271	1,502	109	42

#	PITCHERS (48)	ACTIVE DATES	CURRENT TEAM (IF NOT OMAHA)
38	Nate Ackenhausen	5/18-6/9	Northwest Arkansas Naturals (KC - AA)
25	Luinder Avila	3/28-5/26 , 8/4-8/10 , 8/16-8/31	KANSAS CITY ROYALS
62	Jonathan Bowlan	3/28-4/23 , 5/1-5/17 , 6/7-6/10 , 6/20-7/5 , 8/3-8/23	KANSAS CITY ROYALS
61, 55	Ethan Bosacker	5/17-5/26 , 6/6-6/9 , 7/18-8/17	Northwest Arkansas Naturals (KC - AA)
55	Ryan Brady	4/17-5/15	Omaha (AAA) 60-Day Injured List
52	Noah Cameron	3/28-4/29 , 5/2-5/16	KANSAS CITY ROYALS
63	Eric Cerantola	4/8-6/23 , 8/4-	
56	Chandler Champlain	3/28-	
45	Taylor Clarke	3/28-4/30	KANSAS CITY ROYALS
54	Austin Cox	3/28-5/2	Gwinnett Strippers (ATL - AAA)
46, 57	Steven Cruz	3/28-4/10 , 9/9-9/18	KANSAS CITY ROYALS
25	Justin Dunn	6/28-8/1	
43	Lucas Erceg	6/8-6/10	KANSAS CITY ROYALS
37	Bailey Falter	9/18-	
40	Junior Fernandez	3/28-7/1	
21	Michael Fulmer	7/3-8/15	Tacoma Rainiers (SEA - AAA)
53	John Gant	5/20-9/17	Omaha (AAA) Development List
16	Tyson Guerrero	3/28-4/17	Omaha (AAA) Full Season Injured List
48	Geoff Hartlieb	8/27-	
37	Thomas Hatch	3/28-6/4 , 6/10-7/28	MINNESOTA TWINS
41	Jonathan Heasley	9/9-	
26	Ryan Hendrix	4/14-6/27 , 7/31-	
48	Rich Hill	5/28-7/21	
57	Andrew Hoffmann	3/28-5/27 , 6/6-7/17 , 7/23-7/26	Reno Aces (AZ - AAA)
61	Brandon Johnson	5/27-	
60	Dallas Keuchel	7/12-8/19	
33	Stephen Kolek	8/1-8/28 , 8/31-9/3	KANSAS CITY ROYALS
52	Joey Krehbiel	7/23-	
22	Ben Kudrna	8/18-9/12	Omaha (AAA) Development List
16	Sam Long	5/23-6/19	KANSAS CITY ROYALS
41	Daniel Lynch IV	7/20-8/2	KANSAS CITY ROYALS
40	Chazz Martinez	7/7-	
54	Noah Murdock	5/14-7/13	Omaha (AAA) 60-Day Injured List
36	Stephen Nogosek	5/7-	
47	Cruz Noriega	3/28-4/26 , 5/1-5/26	Kansas City Monarchs (American Association)
21	Shane Panzini	8/26-	
53, 45	Ryan Ramsey	4/30-5/1 , 9/18-	
43	Anthony Simonelli	3/28-5/4	Omaha (AAA) Full Season Injured List
55	Cole Ragans	9/7-9/16	KANSAS CITY ROYALS
21	Trevor Richards	5/8-6/6	Reno Aces (AZ - AAA)
54	Nick Robertson	8/14-	
59	Ben Sears	6/28-8/4	Northwest Arkansas Naturals (KC - AA)
46	Spencer Turnbull	8/30-	
22	Evan Sisk	3/28-4/12 , 4/26-5/16 , 5/28-7/30	PITTSBURGH PIRATES
58	Jacob Wallace	3/28-4/6 , 4/11-6/24 , 8/22-8/29 , 9/13-	
43	Beck Way	6/26-	
59	Henry Williams	5/27-6/5	Northwest Arkansas Naturals (KC - AA)
47	Kyle Wright	6/3-6/22 , 6/23-6/30	Omaha (AAA) 7-Day Injured List
#	CATCHERS (5)	ACTIVE DATES	CURRENT TEAM (IF NOT OMAHA)
14, 18, 16	Kyle Hayes	7/7-7/17 , 8/13-8/25 , 9/2-	
17	Carter Jensen	6/23-8/31	KANSAS CITY ROYALS
60	Luke Maile	3/28-5/1 , 5/27-7/3	KANSAS CITY ROYALS
33	Brian O'Keefe	3/28-6/22	Lake Country DockHounds (American Association)
11	Luca Tresh	3/28-	
#	INFELDERS (15)	ACTIVE DATES	CURRENT TEAM (IF NOT OMAHA)
22, 24	Colton Becker	5/17-5/18 , 7/27-7/28	Northwest Arkansas Naturals (KC - AA)
18	Cavan Biggio	5/27-7/24	Salt Lake Bees (LAA - AAA)
9	Diego Castillo	5/23-8/26 , 8/30-	
1	Harold Castro	3/28-5/12 , 6/18-	
19	Bobby Dalbec	8/8-	
24	Cam Devanney	3/28-4/15 , 4/24-7/7	PITTSBURGH PIRATES
24	Isan Diaz	7/29-	
7	Dustin Dickerson	4/16-4/30	Northwest Arkansas Naturals (KC - AA)
0	Nick Gordon	4/8-4/30	
14	Jordan Groshans	3/31-4/6 , 5/15-5/18 , 7/23-7/27	Omaha (AAA) 7-Day Injured List
12, 55	Nick Loftin	3/28-4/26 , 5/1-5/22 , 9/18-	
16	Michael Massey	6/24-7/3 , 7/22-8/1 , 8/9-8/24	KANSAS CITY ROYALS
32, 35	Nick Pratto	3/28-	
3	Tyler Tolbert	3/28-3/30 , 5/2-6/9	KANSAS CITY ROYALS
6	Peyton Wilson	4/29-	
#	OUTFIELDERS (10)	ACTIVE DATES	CURRENT TEAM (IF NOT OMAHA)
44	Dairon Blanco	4/29- 5/15 , 6/2-	
41, 14	Jac Caglianone	5/19-6/1 , 8/12-8/31	KANSAS CITY ROYALS
18, 22	Mark Canha	4/15-4/18 , 8/12-8/17	
28	Tyler Gentry	3/28-7/21 , 7/27-	
7	Rudy Martin	7/25-8/4	Northwest Arkansas Naturals (KC - AA)
4	MJ Melendez	4/20-7/22 , 8/3-	
2	John Rave	3/28-5/25 , 8/25-9/17	KANSAS CITY ROYALS
17	Nelson Velázquez	3/28-5/27	Indianapolis Indians (PIT - AAA)
8	Drew Waters	3/28-4/8 , 7/8-	
19	Joey Wiemer	3/28-5/10 , 5/21 -7/30	MIAMI MARLINS

Active Players = Bold

MLB Rehab Appearances = Red Dates

OMAHA FRANCHISE RETIRED NUMBERS

5	GEORGE BRETT – Omaha Royals Infielder (1973-1974)	Number Retired Across Royals Organization
10	DICK HOWSER – Kansas City Royals Manager (1981-1987)	Number Retired Across Royals Organization
20	FRANK WHITE – Omaha Royals Infielder (1973)	Number Retired Across Royals Organization
23	MIKE JIRSCHLE – Omaha Manager (1995-1997, 2003-2013, 2023-Present)	
27	BRIAN POLDBERG – Omaha Manager (2014-2021)	
31	JACK McKEON – Inaugural Omaha Manager (1969-1973)	
42	JACKIE ROBINSON – First Black player in MLB history	Number Retired Across Baseball

2025 OMAHA ABS CHALLENGE BREAKDOWN

Omaha ABS Challenges: 125-FOR-277 (45%)

Opponent ABS Challenges: 163-FOR-323 (50%)

TOTAL ABS Challenges: 288-FOR-600 (48%)

BY COUNT

	TOTAL	OVERTURNED	OVERTURN RATE
0-0 Count	54	23	43%
0-1 Count	16	11	69%
0-2 Count	12	6	50%
1-0 Count	24	13	54%
1-1 Count	31	17	55%
1-2 Count	35	9	26%
2-0 Count	9	8	89%
2-1 Count	15	7	47%
2-2 Count	29	11	38%
3-0 Count	4	3	75%
3-1 Count	15	7	47%
3-2 Count	33	10	30%

BY INNING

	TOTAL	OVERTURNED	OVERTURN RATE
1st Inning	30	13	43%
2nd Inning	26	12	46%
3rd Inning	20	6	30%
4th Inning	37	21	57%
5th Inning	42	16	38%
6th Inning	35	18	51%
7th Inning	18	6	33%
8th Inning	38	17	45%
9th Inning	31	16	52%
Extras	0	0	-

HITTERS (64-FOR-151, 42%)

PLAYER	TOTAL	OVERTURNED	OVERTURN RATE
Cavan Biggio	7	3	43%
Dairon Blanco	7	0	0%
Jac Caglianone	1	1	100%
Mark Canha	1	1	100%
Harold Castro	4	2	50%
Diego Castillo	5	1	20%
Cam Devanney	4	1	25%
Isan Diaz	2	2	100%
Dustin Dickerson	2	1	50%
Tyler Gentry	7	3	43%
Nick Gordon	1	0	0%
Jordan Groshans	1	1	100%
Kyle Hayes	1	0	0%
Carter Jensen	1	1	100%
Nick Loftin	10	4	40%
Luke Maile	5	1	20%
Rudy Martin	1	0	0%
Michael Massey	2	1	50%
MJ Melendez	25	9	36%
Brian O'Keefe	8	4	50%
Nick Pratto	14	5	36%
John Rave	7	3	43%
Tyler Tolbert	2	1	50%
Luca Tresh	15	11	73%
Nelson Velázquez	6	2	33%
Drew Waters	6	2	33%
Joey Wiemer	3	3	100%
Peyton Wilson	3	1	33%

CATCHERS (40-FOR-78, 51%)

PLAYER	TOTAL	OVERTURNED	OVERTURN RATE
Kyle Hayes	6	4	67%
Carter Jensen	6	5	83%
Luke Maile	18	10	56%
Brian O'Keefe	11	6	55%
Luca Tresh	37	15	41%

PITCHERS (21-FOR-48, 44%)

PLAYER	TOTAL	OVERTURNED	OVERTURN RATE
Luinder Avila	1	0	0%
Jonathan Bowlan	1	0	0%
Noah Cameron	1	1	100%
Eric Cerantola	1	1	100%
Chandler Champlain	3	0	0%
Steven Cruz	3	2	67%
John Gant	7	4	57%
Thomas Hatch	2	1	50%
Ryan Hendrix	1	0	0%
Rich Hill	9	2	22%
Dallas Keuchel	10	5	50%
Stephen Kolek	2	2	100%
Chazz Martinez	3	1	33%
Noah Murdock	1	1	100%
Nick Pratto	1	0	0%
Anthony Simonelli	1	0	0%
Beck Way	1	1	100%

BY SERIES

OPPONENT	DATES	GAMES	OMAHA REVERSED	OMAHA CHALLENGES	OMAHA % REVERSED	OPPONENT REVERSED	OPPONENT CHALLENGES	OPPONENT % REVERSED	TOTAL REVERSED	TOTAL CHALLENGES	% REVERSED
@ Iowa	3/28 - 3/30	2	2	5	40%	1	3	33%	3	8	38%
LOUISVILLE	4/1 - 4/6	6	3	11	27%	7	10	70%	10	21	48%
@ St. Paul	4/8 - 4/13	6	5	12	42%	0	10	0%	5	22	23%
NORFOLK	4/15 - 4/20	5	4	10	40%	9	14	64%	13	24	54%
@ Toledo	4/22 - 4/27	6	3	9	33%	10	16	63%	13	25	52%
INDIANAPOLIS	4/29 - 5/4	6	4	9	44%	5	11	45%	9	20	45%
@ Louisville	5/6 - 5/11	6	5	12	42%	4	13	31%	9	25	36%
COLUMBUS	5/13 - 5/18	6	6	11	55%	4	10	40%	10	21	48%
@ Salt Lake	5/20 - 5/25	6	5	9	56%	1	7	14%	6	16	38%
ST. PAUL	5/27 - 6/1	6	5	10	50%	10	17	59%	15	27	56%
IOWA	6/3 - 6/8	7	13	24	54%	15	24	63%	28	48	58%
@ Toledo	6/10 - 6/15	6	6	11	55%	4	8	50%	10	19	53%
DURHAM	6/17 - 6/22	6	2	11	18%	8	17	47%	10	28	36%
@ Indianapolis	6/24 - 6/29	6	7	13	54%	4	13	31%	11	26	42%
@ Iowa	7/1 - 7/3	3	0	5	0%	7	10	70%	7	15	47%
IOWA	7/4 - 7/6	3	2	3	67%	3	5	60%	5	8	63%
TOLEDO	7/8 - 7/13	6	3	11	27%	4	12	33%	7	23	30%
@ Buffalo	7/18 - 7/20	3	3	8	38%	2	7	29%	5	15	33%
@ Syracuse	7/22 - 7/27	6	2	4	50%	6	13	46%	8	17	47%
LOUISVILLE	7/29 - 8/3	6	4	10	40%	4	6	67%	8	16	50%
@ Indianapolis	8/5 - 8/10	6	8	12	67%	11	18	61%	19	30	63%
ST. PAUL	8/12 - 8/17	6	9	15	60%	12	17	71%	21	32	66%
@ Columbus	8/19 - 8/24	6	7	12	58%	13	22	59%	20	34	59%
LEHIGH VALLEY	8/26 - 8/31	5	2	8	25%	5	10	50%	7	18	39%
@ Iowa	9/2 - 9/7	6	5	13	38%	5	12	42%	10	25	40%
CHARLOTTE	9/9 - 9/14	6	6	10	60%	3	7	43%	9	17	53%
@ Columbus	9/16 - 9/21	5	4	9	44%	6	11	55%	10	20	50%



QUICK FACTS

GENERAL INFORMATION

Location.....Papillion, Nebraska
Founded.....2011 (1969-2010: Omaha Royals/Golden Spikes)
Colors.....Royal Blue (PMS 288), Gold (PMS 872), Light Blue (PMS 292)
League.....International League (Since 2021)
Ownership.....Diamond Baseball Holdings (Since 2024)
President.....Martie Cordaro

TEAM INFORMATION

2024 Overall Record.....89-59 (.601 / 1st in IL)
2024 1st Half Record.....49-24 (.671 / 1st in IL)
2024 2nd Half Record.....40-35 (.533 / 6th in IL)
Overall Franchise Record.....3,978-3,972 (.501)
Storm Chasers Record (2011-Pres.).....1,003-992 (.503)
Home Record (Werner Park).....524-474 (.525)
International League Record (2021-Pres.).....363-355 (.506)
Franchise Playoff Record.....57-56 (.504)

STADIUM INFORMATION

Facility.....Werner Park (Since November 11, 2010)
Year Opened.....2011
First Storm Chasers Game....April 16, 2011 vs. Nashville Sounds
Capacity.....9,023 (6,254 Fixed Seats)
Dimensions.....LF 310, CF 402, RF 315



PRO-NUN-SEE-AY-SHUNS

PLAYERS

19 BOBBY DALBEC.....DAHL-beck
21 SHANE PANZINI.....pan-zee-nee
22 BEN KUDRNA.....kooder-NAH
24 ISAN DÍAZ.....ee-SAHN
35 NICK PRATTO.....praw-toh
36 STEPHEN NOGOSEK.....nuh-GOH-sick
41 JONATHAN HEASLEY.....HEEZ-lee
44 DAIRON BLANCO.....DYE-ron
48 GEOFF HARTLIEB.....jeff HART-leeB
52 JOEY KREHBIEL.....KRAY-bull
56 CHANDLER CHAMPLAIN.....sham-plain
63 ERIC CERANTOLA.....sair-ann-TOE-la

COACHES

23 MIKE JIRSCHLE.....jursh-LEE
51 DARIN EVERSON.....EE-ver-son
DAVID LUNDQUIST.....LUND-kwist
BIJAN RADEMACHER.....bee-JAHN RAH-de-moch-err



2025 OMAHA ALUMNI MLB DEBUTS

2025 #	PLAYER (OMA SEASONS)	MLB DEBUT / TEAM
1.	RHP Noah Murdock (2024)	3/29/25 @ SEA (1.2 IP, 0 ER, 2 K) / ATH
2.	UTL Tyler Tolbert (2024-25)	3/31/25 @ MIL (0-FOR-1) / KC
3.	LHP Evan Sisk (2023-25)	4/15/25 @ NYY (1.0 IP, 0 ER, 3 K) / KC
4.	LHP Noah Cameron (2024-25)	4/30/25 @ TB (6.1 IP, 0 ER, 3 K) / KC
5.	INF Ryan Fitzgerald (2024)	5/16/25 @ MIL (0-FOR-3) / MIN
6.	OF John Rave (2022-25)	5/26/25 vs. DET (2.0 IP, 2 ER, 4 K) / KC
7.	RHP Andrew Hoffmann (2023-25)	5/30/25 vs. DET (2.0 IP, 2 ER, 4 K) / KC
8.	1B/OF Jac Caglianone (2025)	6/3/25 @ STL (0-FOR-5) / KC
9.	RHP Luinder Avila (2024-25)	8/13/25 vs. WSH (1.0 IP, 0 ER, 1 K) / KC
10.	INF Cam Devanney (2024-25)	8/31/25 @ BOS (0-FOR-3, BB) / PIT
11.	C Carter Jensen (2025)	9/2/25 vs. LAA (0-FOR-1) / KC












FIELD AND SUPPORT STAFF

Manager.....#23 Mike Jirschele (17th Year in Omaha, 34th with KC)
All Time Managerial Record.....1,432-1,355 (.514)
Managerial Record with Omaha.....1,214-1,239 (.495)
Pitching Coach.....Dane Johnson (6th Year in Omaha, 6th with KC)
Asst. Pitching Coach.....Dave Lundquist (2nd Year in Omaha, 2nd with KC)
Hitting Coach.....Bijan Rademacher (3rd Year in Omaha, 3rd with KC)
Bench/Asst. Hitting Coach.....#51 Darin Everson (1st Year in Omaha, 1st with KC)
Bench/1st Base Coach.....#13 Pat Osborn (1st Year in Omaha, 1st with KC)
Athletic Trainer.....James Stone (7th Year in Omaha, 16th with KC)
Athletic Trainer.....Amanda Gallone (1st Year in Omaha, 1st with KC)
Strength & Conditioning.....CJ Mikkelsen (2nd Year in Omaha, 6th with KC)
Clubhouse Coordinator.....Mike Brown (17th Year in Omaha, 17th with KC)
Bullpen Catcher.....Josh Mazur (14th Year in Omaha, 14th with KC)

2025 UNIFORM RECORDS

STANDARD UNIFORMS (AUTHENTIC COLLECTION)

 Blue Vortex (13-21) Home: 13-21 Road: 0-0	 Blue O-Bolt (34-43) Home: 3-1 Road: 31-42	 Powder SC (8-10) Home: 8-9 Road: 0-1	 Powder O (0-0) Home: 0-0 Road: 0-0	
 Home White (11-20) Home: 11-20 Road: 0-0	 Road Grey (19-26) Home: 0-0 Road: 19-26	 Blue O-Bolt (12-11) Home: 3-1 Road: 9-10	 Powder Blue (11-16) Home: 8-9 Road: 3-7	 Black O-Bolt (0-0) Home: 0-0 Road: 0-0

SPECIALTY/THEME UNIFORMS

RECENT TRANSACTIONS

171. 8/22	+ RHP Jacob Wallace reinstated from Omaha's 7-Day Injured List	188. 9/4	- RHP Stephen Kolek recalled by KANSAS CITY
172. 8/23	- RHP Jonathan Bowlan recalled by KANSAS CITY	189. 9/7	+ LHP Cole Ragans sent to Omaha for Major League Rehab Assignment
173. 8/25	- INF Michael Massey returned to Kansas City from Major League Rehab Assignment	190. 9/9	+ RHP Steven Cruz sent to Omaha for Major League Rehab Assignment
174.	+ OF John Rave optioned to Omaha	191.	+ RHP Jonathan Heasley transferred from NW Arkansas (AA)
175. 8/26	+ RHP Shane Panzini transferred from NW Arkansas (AA)	192. 9/13	- RHP Ben Kudrna placed on Omaha's Development List
176.	- C Kyle Hayes transferred to NW Arkansas (AA)	193.	+ RHP Jacob Wallace reinstated from Omaha's 7-Day Injured List
177. 8/27	+ RHP Geoff Hartlieb signed to a contract and assigned to Omaha	194. 9/16	+ LHP Ryan Ramsey transferred from NW Arkansas (AA), placed on Development List
178.	- INF Diego Castillo placed on Omaha's Development List	195.	+ C Omar Hernández transferred from NW Arkansas (AA), placed on Development List
179. 8/28	- RHP Jacob Wallace placed on Omaha's 7-Day Injured List	196.	+ INF Nick Loftin optioned to Omaha
180. 8/29	- RHP Stephen Kolek recalled by KANSAS CITY	197. 9/17	- LHP Cole Ragans returned to Kansas City from Major League Rehab Assignment
181. 8/30	+ RHP Spencer Turnbull signed to a contract and assigned to Omaha	198.	+ RHP Luinder Avila optioned to Omaha
182.	+ INF Diego Castillo reinstated from Omaha's Development List	199. 9/18	- RHP Luinder Avila recalled by KANSAS CITY
183. 8/31	+ RHP Stephen Kolek optioned to Omaha	200.	- OF John Rave recalled by KANSAS CITY
184. 9/1	- OF Jac Caglianone returned to Kansas City from Major League Rehab Assignment	201.	+ LHP Bailey Falter sent to Omaha for Major League Rehab Assignment
185.	- RHP Luinder Avila recalled by KANSAS CITY	202.	- RHP John Gant placed on Omaha's Development List
186.	- C Carter Jensen selected by KANSAS CITY	203.	+ LHP Ryan Ramsey reinstated from Omaha's Development List
187. 9/2	+ C Kyle Hayes transferred from NW Arkansas (AA)	204. 9/19	- RHP Steven Cruz returned to Kansas City from Major League Rehab Assignment

78 DIFFERENT PLAYERS HAVE APPEARED IN A GAME FOR OMAHA IN 2025: 30 HITTERS, 47 PITCHERS

2025 BREAKING ROSTER

(8 UNDERLINED PLAYERS CURRENTLY ON OMAHA'S ACTIVE ROSTER, 3 BOLDED PLAYERS HAVE BEEN ACTIVE ALL SEASON)

Pitchers (15): RHP Luinder Avila, RHP Jonathan Bowlan, LHP Noah Cameron, RHP **Chandler Champlain**, RHP Taylor Clarke, LHP Austin Cox, RHP Steven Cruz, RHP Junior Fernandez, LHP Tyson Guerrero, RHP Thomas Hatch, RHP Andrew Hoffmann, RHP Cruz Noriega, RHP Anthony Simonelli, LHP Evan Sisk, RHP Jacob Wallace

Catchers (3): Luke Maile, Brian O'Keefe, **Luca Tresh**

Infielders (5): Harold Castro, Cam Devanney, Nick Loftin, **Nick Pratto**, Tyler Tolbert

Outfielders (5): Tyler Gentry, John Rave, Nelson Velázquez, Drew Waters, Joey Wiemer

[illegible]

Scorigami: A portmanteau of score and origami, a scorigami is a scoring combination that has never happened before in a team, sport or league's history. The term was originated by SB Nation writer Jon Bois for NFL scores.

Above is a matrix of every final score that has happened in a Triple-A Omaha game since 2000. Green squares represent Omaha wins, while red squares represent Omaha losses. The number inside the square refers to the number of times that result has occurred. Empty squares represent a scoring combination or result that has not happened.

Since 2000, there are **58** results in Triple-A Omaha games that have only happened once. **34** of those results (wins or losses) are a true scoriqami, a scoring combination that has only happened once. Recent scoriqami occurrences are listed to the right, with true scoriqamis in bold.

RECENT SCORIGAMI OCCURRENCES

SCORE	GAME
W, 23-7	August 23, 2025 @ Columbus Clippers
W, 17-2	June 26, 2025 @ Indianapolis Indians
L, 14-10	May 15, 2025 vs. Columbus Clippers
W, 16-3	August 10, 2024 vs. Iowa Cubs
W, 18-4	July 13, 2024 vs. Toledo Mud Hens
W, 18-9	April 11, 2024 vs. Gwinnett Stripers
L, 20-1	August 9, 2023 vs. Iowa Cubs
W, 15-7	June 8, 2023 @ Indianapolis Indians