

OMAHA STORM CHASERS 2023 FINAL NOTES

FOLLOW THE LEADER

2023 was manager **Mike Jirschele's** 15th season managing the Triple-A Omaha franchise and his first since 2013 ... over the past two seasons, he had served as a bench coach in the Minor Leagues, where he worked with several of this year's Storm Chasers.

25 of Omaha's 76 players this year were with "Jirsch" either on the 2021 Quad Cities River Bandits, 2022 Northwest Arkansas Naturals ... 15 players have played for Jirsch for each of the last three seasons: pitchers **Christian Chamberlain, Jonah Dipoto, Drew Parrish, Will Klein, Emilio Marquez, Anthony Veneziano** and **Angel Zerpa**, as well as hitters **Tucker Bradley, Nate Eaton, Maikel Garcia, Tyler Gentry, Michael Massey, Nick Loftin, Logan Porter**, and **John Rave**.

3 of Omaha's players this season spent time with Jirsch in Kansas City when he was the Royals' third base coach: INF **Nicky Lopez**, RHP **Brad Keller** and RHP **Josh Staumont**.

MONEY MIKE

After managing the Triple-A Omaha franchise from 1995 to 1997 and 2003 to 2013, **Mike Jirschele** returned in 2023 to manage the Storm Chasers, his 15th season at the helm in Omaha and reached an incredible milestone on Saturday, April 8th.

Omaha's 13-8 win over Toledo on April 8th was the 1,000th of Jirsch's career managing the Triple-A Omaha franchise.

At the conclusion of the 2023 season, Jirsch has a 1,063-1,095 (.493 winning %) record over 2,158 games with Omaha ... he has had a record of .500 or better in 7 of 15 seasons managing at the Triple-A level.

When factoring in three seasons managing lower-level Royals affiliates between 1992 and 1994, Jirsch has managed 2,487 games with a 1,276-1,211 all-time managerial record (.513 winning %).

THAT'S WHAT SPEED DO

The Chasers had **223** steals in 145 games (average 1.54 SB/game) and were caught 53 times for a success rate of 80.80% ... **this was a franchise record for steals in a season.**

Omaha's 223 steals were the most in Triple-A & 10th in Minor League Baseball. **Edward Olivares' steal of 2nd base in the bottom of the first inning on August 29th was Omaha's 193rd of the season, breaking the club's single-season record of 192, set in 1986.**

The Chasers stole at least one base in 93 of 145 games (64%).

There were 9 Omaha players in 2023 with double-digit steals: **Dairon Blanco** (47), **Samad Taylor** (43), **Nate Eaton** (22), **Clay Dungan** (16), **Brewer Hicklen** (15), **Tyler Gentry** (14), **Angelo Castellano** (12), **Bubba Thompson** (11) and **Tucker Bradley** (10) ... the Storm Chasers had the most players with 10+ steals of any Triple-A team.

Omaha stole 135 bases over the first 63 games of the season (2.14 SB/G)... with team stolen base leaders **Dairon Blanco** (47) and **Samad Taylor** (38) both called up to Kansas City in mid-June ... the Chasers had just 88 steals in 83 games after Taylor was first recalled on June 16 (1.07 SB/G).

TWO TICKETS TO PARADISE

This season, it was apparent that holding the opponent to two runs or less appeared to be a key to success for the Storm Chasers.

Omaha was 26-0 when holding the opponent to 2 runs or fewer this season, representing 38% of their victories ... the Chasers have a pair of shutout wins, with 10 games of 1 run allowed and 14 games with 2 runs allowed. The Chasers were 42-77 when allowing more than 2 runs, including 16-52 when allowing 6 runs or more.

COMEBACK KIDS

Of Omaha's 67 wins in 2023, 33 of them (49%) are "comeback wins," where the team trailed at some point during the game and went on to win.

6 of the comeback wins came against the Toledo Mud Hens and 6 against the Indianapolis Indians, including 5 of Omaha's 8 wins at Victory Field in Indy.

The team came back from a deficit as large as 6 runs on May 6 vs. Louisville, or 5 runs Opening Night in Indianapolis, with 8 total comebacks of 3+ runs.

Omaha had 9 wins when trailing after the 6th inning this season and 5 when trailing after the 8th inning ... **those 5 are balled below.**

GAME	#	INNINGS TRAILED	LARGEST DEFICIT	FINAL
1.	3/31 @ IND	8, Bottom 1st to Top 9th	5-0, after bottom 1st inning	W, 8-6
2.	4/2 @ IND	6, Bottom 3rd to Top 8th	3-0, after bottom 3rd inning	W, 8-3
3.	4/7 vs. TOL	1, Top 1st to Bottom 1st	1-0, after top 1st inning	W, 9-4
4.	4/8 vs. TOL	1, Top 2nd to Bottom 3rd	1-0, after top 2nd inning	W, 13-8
5.	4/14 @ IOW	4, Bottom 6th to Top 9th	7-3, after bottom 6th inning	W, 11-8
6.	4/23 vs. GWN	2, Top 1st to Bottom 3rd	3-0, after top 1st inning	W, 5-3
7.	4/30 @ NAS	2, Bottom 1st to Top 3rd	1-0, after bottom 1st inning	W, 10-6
8.	5/5 vs. LOU	1, Top 1st to Bottom 2nd	1-0, after top 1st inning	W, 6-2
9.	5/6 vs. LOU	6, Top 2nd to Bottom 7th	7-1, after top 4th inning	W, 11-9
10.	5/11 @ SWB	2, Bottom 1st to Top 3rd	1-0, after bottom 1st inning	W, 4-3 (11)
11.	5/14 @ SWB	1, Bottom 1st to Top 2nd	1-0, after bottom 1st inning	W, 6-3
12.	5/17 vs. TOL	1, Top 1st to Bottom 1st	1-0, after top 1st inning	W, 16-8
13.	5/21 vs. TOL	2, Top 2nd to Bottom 4th	2-0, after top 2nd inning	W, 8-4
14.	5/30 vs. MEM	1, Top 1st to Bottom 1st	1-0, after top 1st inning	W, 6-5
15.	6/2 vs. MEM	1, Top 4th to Bottom 5th	7-3, after top 4th inning	W, 10-9 (10)
16.	6/6 @ IND	4, Bottom 4th to Top 8th	2-1, after bottom 4th inning	W, 4-2
17.	6/7 @ IND	2, Bottom 1st to Top 2nd & Bottom 5th to Top 6th	7-4, after bottom 5th inning	W, 9-7
18.	6/10 @ IND	3, Bottom 2nd to Top 5th	2-0, after bottom 2nd inning	W, 9-5
19.	6/13 vs. LOU	6, Top 1st to Bottom 7th	2-0, after top 1st inning	W, 6-5
20.	6/22 @ ROC	3, Bottom 1st to Top 4th	2-0, after bottom 1st inning	W, 8-4
21.	6/29 vs. IOW	1, Top 1st to Bottom 2nd	2-0, after top 1st inning	W, 8-3
22.	7/21 vs. STP	4, Top 5th to Bottom 9th	4-2, after top 5th inning	W, 5-4
23.	7/22 vs. STP	6, Top 1st to Bottom 7th	4-0, after top 2nd inning	W, 8-5
24.	8/15 @ TOL	1, Bottom 7th to Top 8th	7-6, after bottom 7th inning	W, 11-8
25.	8/19 @ TOL	1, Bottom 2nd to Top 3rd	1-0, after bottom 2nd inning	W, 5-3
26.	8/22 vs. STP	1, Top 1st to Bottom 2nd	2-0, after top 1st inning	W, 14-4
27.	8/29 vs. LOU	3, Top 2nd to Bottom 5th	3-2, after top 2nd inning	W, 4-3
28.	9/5 @ IOW	2, Bottom 1st to Top 3rd	1-0, after bottom 1st inning	W, 10-9
29.	9/8 @ IOW	2, Bottom 7th to Top 9th	2-1, after bottom 7th inning	W, 4-2
30.	9/12 vs. IND	4, Top 2nd to Bottom 6th	4-2, after top 5th inning	W, 10-6
31.	9/19 @ COL	1, Bottom 1st to Top 2nd	1-0, after bottom 1st inning	W, 7-3
32.	9/20 @ COL	2, Bottom 1st to Top 3rd	1-0, after bottom 1st inning	W, 4-2
33.	9/24 @ COL	6, Bottom 3rd to Top 9th	2-0, after bottom 3rd inning	W, 3-2

IT'S SHOW TIME!

Across the nearly six months of the 2023 season, the Omaha Storm Chasers saw 10 players called up to Kansas City to make their Major League debuts, the second straight year of double-digit debuts.

RHP **Austin Cox** was the 1st to be called up to the Major Leagues, as he was scratched from his Omaha start May 3 and his contract was selected by Kansas City the next day, making his MLB debut May 4 vs. Baltimore.

INF/OF **Samad Taylor** was Omaha's 2nd big league call-up in 2023, recalled June 15, on the heels of reaching base in a span of 14 of 18 plate appearances with Omaha, he made his MLB debut June 17 vs. Los Angeles (AL).

RHP **James McArthur** was the 3rd 2023 Storm Chaser to reach the big leagues, recalled June 24 to eventually make his MLB debut on June 28 vs. Cleveland, after 10.1 scoreless innings for Omaha in June.

RHP **Alec Marsh** was Omaha's 4th 2023 MLB debut and after just three starts for the Chasers, he was recalled June 30 for a start that day against the Dodgers and he finished the year with the Royals, not returning to Triple-A.

RHP **Steven Cruz** was the 5th Omaha player in 2023 to reach the big leagues, as his contract was selected August 29 after 5 straight scoreless outings, he debuted vs. Pittsburgh that day and finished the year with the Royals.

INF **Nick Loftin** was the 6th 2023 debutant, as his contract was selected by Kansas City on September 1 and he debuted that night against Boston and finished the year with the Royals, playing 19 games in the Major Leagues.

C **Logan Porter** was the 7th Omaha player to make an MLB debut in 2023, called up on September 11 to then debut on September 12 vs. Chicago (AL), playing 11 games down the stretch with Kansas City.

C **Tyler Cropley** was the 8th in 2023 to go up for the first time, he was called up from Double-A NW Arkansas but didn't get in a game, then was sent to Omaha for 2 games and finally debuted with KC September 19 vs. Cleveland.

LHP **Anthony Veneziano** was the 9th 2023 Storm Chaser to reach The Show, called up on September 19 but he had to wait a week before getting in his first of eventually two games, on September 26 @ Detroit.

RHP **Jonathan Bowlan** was the 10th Omaha player in 2023 to debut in the big leagues, he was called up with Veneziano on September 19th and started the day after Veneziano debuted, on September 27 @ Detroit.

DAZZLING DEBUTS

17 of the 76 players that appeared in a game for the Storm Chasers in 2023 were making their Triple-A debuts in their first game with Omaha.

Of the 17, 10 pitchers combined to go 1-1 with a 9.95 ERA (21 ER in 19.0 IP), with 17 walks and 22 strikeouts ... only two of the outings were scoreless, highlighted by 2.0 shutout frames from **Will Klein** on 6/14 vs. COL with 5 strikeouts ... **Jonathan Bowlan's** 5.0 innings on 6/22 @ ROC marked the most by a debuting pitcher for Omaha in 2023, and the righty allowed 4 runs on 7 hits to earn the win, the only pitcher that earned a win in their Triple-A debut this year.

2 of those 10 pitchers that made their Triple-A debut this season previously had time in big leagues - they skipped over AAA when selected in MLB's Rule 5 Draft ... **Brad Keller** (6/28 vs. IOW Omaha debut) pitched 148 games for the Royals between 2018 and 2023, he was a Rule 5 Draft pick by the Royals in December 2017, after pitching that season with the Double-A Jackson Generals ... **Brett de Geus** (8/10 vs. IOW Omaha debut) was also a previous Rule 5 Draft Pick, selected by the Rangers in December 2020 and pitched 41 games between Texas and Arizona after splitting 2019 between Low-A Great Lakes and High-A Rancho Cucamonga in the Dodgers organization.

7 hitters combined to go 10-for-22 (.455) in their Triple-A debuts, with 3 doubles, 3 runs batted in and 5 walks ... 3 of the 7 made their Triple-A debuts on Opening Day, March 31 @ Indianapolis - **CJ Alexander** went 3-for-5 with a double, while **Tucker Bradley** went 3-for-4 with a double, RBI and walk, and **Tyler Gentry** went 1-for-5 with a walk.

CHALLENGING THE SYSTEM

With the ABS Challenge System in effect on Friday to Sunday games in 2023, the Storm Chasers as a club went 81-for-191 on ABS challenges, a 42.4% success rate.

Catchers made the most challenges, 86 (36% successful), while hitters made 81 challenges (51% successful) and pitchers made 24 (38% successful).

Over 60 games where the ABS Challenge System was in effect, the team had 26 games where they've had multiple calls overturned ... they also have 12 games where they've made multiple challenges without a successful one.

A 0-0 count was the most likely count for Omaha challenges this year, with 44 coming on the first pitch of a plate appearance (15 successful challenges, 34% overturned) ... 22 challenges have come in the 8th inning with 12 over those overturned (43%).

Catcher **Logan Porter** had the most successful challenges of any player this season, overturning 16 of 42 pitches (38%) challenged, between catching and hitting ... fellow backstop **Jakson Reetz** was not far behind him, with 14 successful challenges in 35 tries (40% overturned), 13 of them as a catcher.

14 of 81 (17.3%) successfully challenged pitches for Omaha have immediately changed the outcome of a plate appearance in favor of the Storm Chasers ... 5 batters have successfully challenged a strike that was overturned to ball 4, while on 9 occasions, the catcher or pitcher has challenged a ball that was overturned to strike 3.

There were two games where the Storm Chasers had 5+ calls overturned, 5/21 vs. TOL (7-for-9 in challenge attempts) and 9/1 vs. Louisville (6-for-7 in challenge attempts).

GOING STREAKING

From June 6 to June 18, the Storm Chasers rattled off an 11-game winning streak, tying a franchise record for the longest winning streak that had stood for 30 years.

Omaha's 2023 streak ties the 11 straight games the Omaha Royals won from May 1 to May 11, 1993 that had previously set the franchise record.

An 11-game winning streak is the longest in the Storm Chasers era (2011-present), topping a 10-game winning streak between June 5 and June 16, 2012.

Over the span of the 11-game streak that began on June 5, Omaha outscored its opponents 82 to 40 and hit .307 (111-for-362) with a .919 OPS, along with a 3.64 ERA (40 ER in 99.0 IP) the 3rd-best batting average and 2nd-best ERA in that span.

Omaha's winning streak was the 2nd-longest in the International League this season, trailing only a 12-game streak from Memphis between April 9 and 22.

The Storm Chasers led for 70 of 99 innings during the win streak, including 45 of the last 47 innings, from the 8th inning on June 13 through the final inning on June 18.

AT A GLANCE

RECENT (W1)

Last 5 Games	2-3
Last 10 Games	4-6
Last 20 Games	11-9

SPLIT SEASON

1st Half	38-34
2nd Half	30-43

HOME/AWAY

Home Games	33-41
Away Games	35-36

TIME OF DAY

Night Games	45-61
Day Games	23-16

MONTH

March	1-0
April	9-15
May	12-14
June	17-7
July	11-12
August	7-19
September	11-10

OPPONENT

vs. Columbus	13-5
vs. Gwinnett	2-9
vs. Indianapolis	12-5
vs. Iowa	8-13
vs. Louisville	5-13
vs. Memphis	2-4
vs. Nashville	2-4
vs. Rochester	4-2
vs. Scranton/WB	3-3
vs. St. Paul	9-9
vs. Toledo	8-10

DAY OF THE WEEK

on Monday	0-1
on Tuesday	11-12
on Wednesday	9-14
on Thursday	9-15
on Friday	15-11
on Saturday	10-13
on Sunday	14-10

NEW KIDS ON THE BLOCK

Of Omaha's 76 players this season, 19 of them (25%) made their Royals organization debut when playing their first game with the Storm Chasers.

- ♣ The Storm Chasers' Opening Day roster featured 7 players making their debuts in the Kansas City system ... pitchers **Evan Sisk** and **Josh Taylor** had been acquired in January trades with Minnesota and Boston respectfully, while infielder **Samad Taylor** had been acquired in an August 2022 trade with Toronto, but at the time was injured ... pitchers **Brooks Kriske**, **Mike Mayers** and **Nick Wittgren** were all signed as Minor League free agents in the offseason and assigned to Omaha to open the 2023 season.
- ♣ 5 players signed to Minor League free agent deals were added to Omaha's roster over the course of the first half ... after signing a free agent deal in January, infielder **Johan Camargo** opened the season on Omaha's 7-Day Injured List and was activated May 16 ... released by the Braves during Spring Training, infielder **Greyson Jenista** was signed as a free agent in mid-May and joined Omaha on May 23 ... infielder **Jermaine Palacios** opened the season with the Toledo Mud Hens but was released by Detroit in early June and soon signed with Kansas City, joining Omaha on June 13 ... infielder **Matt Beaty** was with the Royals in Spring Training, but traded to San Francisco just before Opening Day, then was released by the Giants in early June, signed with the Royals in mid-June and joined the Storm Chasers June 13 ... after opening the year in independent baseball with the Long Island Ducks, infielder **Adeiny Hechavarria** signed with Kansas City in mid-June, joining Omaha on June 16 ... like Camargo, pitcher **Cody Poteet** signed a free agent deal with Omaha in January, but opened the season on the 60-Day Injured List and was activated by the Storm Chasers on September 21.
- ♣ A pair of trades were made in the first half of the season that created 2 additions to Omaha's roster ... after being designated for assignment by the Phillies, RHP **James McArthur** was traded to the Royals on May 8 for **OF Junior Marin** and cash and optioned to Triple-A ... on June 30, the Royals acquired LHP **Cole Ragans** from Texas in exchange for LHP **Aroldis Chapman** and optioned him to Omaha.
- ♣ Several moves by the Royals at the Trade Deadline also brought 3 new faces to the Storm Chasers ... LHP **Taylor Hearn** was acquired from the Braves in exchange for INF **Nicky Lopez** on July 30 ... **OF Nelson Velazquez** was acquired from the Cubs in exchange for RHP **Jose Cuas** on July 31 ... INF/**OF Devin Mann** was acquired from the Dodgers as part of the package for LHP **Ryan Yarbrough** on August 1.
- ♣ After the trade deadline, the Royals added 2 more to the Storm Chasers' roster via waivers ... Kansas City selected RHP **Joe Barlow** off waivers from the Rangers on August 4 and optioned him to Triple-A ... the Royals claimed **OF Bubba Thompson** off waivers from Texas as well, one week later on August 11, and optioned him to Triple-A too.

QUALITY CONTROL

Over the course of 145 games in the 2023 season, the Storm Chasers received 24 quality starts, for an average of one every 6.04 games.

- ♣ 24 quality starts tops the 22 the Storm Chasers threw in 2022, after just 13 in 2021 ... this is the most in a season since the staff had 29 in 2019.
- ♣ **Max Castillo** led the Storm Chasers with 6 quality starts this year, while **Anthony Veneziano** wasn't far behind him with 5 and **Jonathan Bowlan** had 3 in his last 4 starts ... **Drew Parrish** had 4 QS in 2023, but just 1 with Omaha (3 with Double-A Northwest Arkansas).
- ♣ There were 7 quality starts thrown in Omaha's last 24 games (August 30 to September 24), after just 3 in the previous 42 games (July 5-August 29).

KICKSTART MY GAME

The 2023 Omaha Storm Chasers used 23 different starting pitchers (of 41 total pitchers) ... this is the most unique starters used by Omaha in a single season in modern history (since 2005).

- ♣ Omaha only used 17 different starting pitchers in 2022 and used 18 starters in 2021 ... the last time Omaha used 20+ pitchers in a season was the 2006 Omaha Royals, who used 21 different starters.
- ♣ Across 145 games, the Storm Chasers used an opener in 19 games, either ahead of a "bulk" pitcher or for a bullpen game ... only 5 openers were used in the 1st half, compared to 14 in the 2nd half.
- ♣ 8 different pitchers that made starts only were used as an opener when starting, with **Evan Sisk** opening three times, while **Brad Keller** and **James McArthur** each opened twice.
- ♣ 6 different pitchers made only one start each: **Jackson Kowar** (4/6 vs. Toledo), **Marcelo Martinez** (5/3 vs. Louisville), **Joe Barlow** (8/12 vs. Iowa), **Will Klein** (8/16 @ Toledo), **Walter Pennington** (8/25 vs. St. Paul) and **Cody Poteet** (9/23 @ Columbus) ... Martinez made the longest start of those 6 with 5.0 innings in a 7-4 loss to the Bats.

I KNOW WHO I WANT TO TAKE ME HOME

The Storm Chasers had a revolving door of closers in 2023, with four different pitchers that served as the team's "closer" getting called up.

- ♣ **Josh Staumont** opened the year as Omaha's closer ... all 4 of his appearances came in the 9th inning and he secured the team's only save during his tenure with the club, on March 31 @ Indianapolis.
- ♣ **Nick Wittgren** inherited the role as closer after Staumont's call-up to Kansas City on April 14 ... 5 of the next 7 saves recorded by Omaha pitchers were awarded to Wittgren and 11.0 of his last 15.0 innings pitched with the Chasers were in the 9th inning.
- ♣ **Brooks Kriske** took over as Omaha's closer after Wittgren's contract was selected on May 23 and recorded 5 of the team's next 6 saves, including each of his last 3 appearances ... 5.0 of the 8.1 innings he pitched came in the 9th inning.
- ♣ **Collin Snider** stepped in as the closer after Kriske's contract was selected on June 18 and recorded both saves the team was awarded through the end of the first half of the season.
- ♣ Through the second half and after Snider was recalled on July 1, 13 saves were awarded to 7 different pitchers ... **Will Klein** earned 3 saves, in consecutive outings from July 23 to 28, but was also charged with 3 blown saves ... **Taylor Hearn** was awarded the final 2 saves of the season, on September 20 and 24 in Columbus ... **Dylan Coleman** pitched in the 9th inning most frequently in the 2nd half, as he threw 9.1 innings in the 9th inning from June 28 through September 24 but only recorded 1 save in 3 tries and took 3 losses.

OKAY I LIKE IT, PICASSO

Among 2023 Storm Chasers pitchers, the following rank as the best strikeout pitches on the staff, in order of most strikeouts by pitch type.

♣ Included are the average velocity of each pitch as well as how often they threw the pitch in 2023.

PITCHER	Pitch	Average Velo (MPH)	Strikeouts (# of)	2023 Usage
1. Jonathan Heasley	4-Seam FB	94.2	46	47.8%
Evan Sisk	Slider	79.9	46	35.2%
3. Max Castillo	4-Seam FB	92.5	44	50.5%
4. Walter Pennington	Slider	83.8	43	46.8%
5. James McArthur	Curveball	82.0	41	45.3%
6. Anthony Veneziano	4-Seam FB	93.7	39	51.1%
7. Brooks Kriske	Splitter	84.8	38	34.6%
8. Drew Parrish	Changeup	80.6	32	32.6%
9. Dylan Coleman	Sweeper	81.3	30	33.1%
Andrew Hoffmann	Slider	82.2	30	42.6%

WALK-OFF WOES

While they had 4 walk-off wins in 2023, the Storm Chasers suffered 12 walk-off losses in road games this season, representing 1/3 of their 36 losses away from Werner Park.

- ♣ 12 walk-off losses over 71 road games tops the 8 the team had last year in 75.
- ♣ The Storm Chasers fell in walk-off fashion to 7 different teams, with four teams collecting multiple walk-off wins over Omaha ... Louisville walked off on the Chasers 3 times between August 1 and 6, but Omaha also lost on the final pitch of the game to Nashville (2x), Scranton/WB (2x), Columbus (2x), St. Paul (1x), Rochester (1x) and Gwinnett (1x) ... Omaha did not lose on a walk-off in Indianapolis or St. Paul.
- ♣ This season, Omaha has lost on 6 walk-off singles (including the last 3), 2 homers, 1 double, 1 wild pitch, 1 throwing error and 1 hit batter.

OMAHA HITTING LEADERS

GAMES	Tyler Gentry (129)
AT-BATS	Tyler Gentry (475)
RUNS	Tyler Gentry (69)
HITS	Tyler Gentry (120)
TOTAL BASES	Tyler Gentry (200)
EXTRA BASE HITS	Tyler Gentry (46)
DOUBLES	Tyler Gentry (28)
TRIPLES	Samad Taylor (4)
HOME RUNS	Tyler Gentry (16)
RUNS BATTED IN	Tyler Gentry (71)
WALKS	Tyler Gentry (81)
STRIKEOUTS	Tyler Gentry (127)
STOLEN BASES	Dairon Blanco (47)
CAUGHT STEALING	Samad Taylor (10)
SACRIFICES	Tucker Bradley (4)
SACRIFICE FLIES	Samad Taylor (7)
HIT BY PITCHES	Blanco & Gentry (10)
BATTING AVERAGE	Samad Taylor (.301)
ON-BASE %	Samad Taylor (.418)
SLUGGING %	Samad Taylor (.466)
OPS	Samad Taylor (.884)

* INDICATES LEAGUE LEADER // ^ INDICATES TRIPLE-A LEADER // # INDICATES MILB LEADER

OMAHA PITCHING LEADERS

WINS	Walter Pennington (7)
LOSSES	Max Castillo (7)
ERA	Anthony Veneziano (5.72)
GAMES	Evan Sisk (58)
STARTS	Max Castillo (21)
COMPLETE GAMES	N/A
GAMES FINISHED	N/A
SAVES	Kriske & Wittgren (5)
INNINGS	Max Castillo (116.0)
HITS	Max Castillo (117)
RUNS	Jonathan Heasley (72)
EARNED RUNS	Jonathan Heasley (72)
HOME RUNS	* Max Castillo (31)
HIT BATTERS	Coleman/Dipoto/Kowar/Weiss (6)
WALKS	Drew Parrish (58)
STRIKEOUTS	Max Castillo (94)
WILD PITCHES	Max Castillo (7)
DOUBLE PLAYS	Anthony Veneziano (13)
PITCHES THROWN	Max Castillo (1,846)

HITTERS IN LEAGUE LEADERS

AT BATS	Tied 5th, Tyler Gentry (475)
WALKS	10th, Tyler Gentry (81)
STEALS	4th, Dairon Blanco (47)
	6th, Samad Taylor (43)
CAUGHT STEALING	T-5th, Samad Taylor (10)
SACRIFICES	T-4th, Tucker Bradley (4)
BATTING AVERAGE	8th, Samad Taylor (.301)
ON-BASE %	6th, Samad Taylor (.418)

PITCHERS IN LEAGUE LEADERS

GAMES	4th, Evan Sisk (58)
HOME RUNS	1st, Max Castillo (31)
	T-6th, Drew Parrish (24)
WALKS	8th, Drew Parrish (58)

HITTERS IN TRIPLE-A LEADERS

STEALS	4th, Dairon Blanco (47)
	7th, Samad Taylor (43)
CAUGHT STEALING	T-6th, Samad Taylor (10)

PITCHERS IN TRIPLE-A LEADERS

GAMES	4th, Evan Sisk (58)
HOME RUNS	2nd, Max Castillo (31)

GOTTA CATCH 'EM ALL

Omaha catchers **Logan Porter**, **Jakson Reetz**, **Jose Briceño**, **Freddy Fermin**, **Tyler Cropley** and **Kale Emshoff** combined to catch 43 baserunners stealing in 184 tries (23.37% caught stealing).

- ♣ **Porter** (662.2 INN) caught the 2nd-most steals of any International League backstop in 2023 and also had the 2nd-most steal attempts on him (99) ... he caught 19 of 99 attempted basestealers, the 9th-most of any I.L. catcher ... Porter caught just 2 of the first 15 basestealers that tried to run on him, but rattled off a stretch of 6 straight games between May 3 and 11 with runners caught stealing, where he went 6-for-11 in catching runners stealing ... he also had two caught stealings on August 19 @ Toledo.
- ♣ **Briceño** (269.2 INN) caught 14 of 42 attempted basestealers (33.33%), the 2nd-highest percentage of runners caught stealing among International League catchers with at least 25 attempts against them ... after opening his Triple-A season 1-for-3, Briceño had a stretch of 11 games between the plate between July 9 and August 24, where he caught 10 of 15 attempted basestealers ... he followed that up with an 0-for-12 stretch in trying to catch runners stealing, but he nabbed 3 of his last 6 ... he also caught two runners stealing on August 6 @ Louisville.
- ♣ **Reetz** (204.1 INN) had 29 baserunners attempt to steal off of him, and he caught 5, with 3 coming in consecutive starts: 5/20 vs. Toledo, 5/21 vs. Toledo and 5/24 @ St. Paul.
- ♣ **Fermin** (103.0 INN) had 10 attempted steals against him with 3 runners successfully caught stealing, including back-to-back games he caught, 4/18 vs. Gwinnett and 4/20 vs. Gwinnett.
- ♣ **Emshoff** (17.2 INN) had two runners try and steal in games he caught, however both runners successfully stole against him, both on 9/21 @ Columbus ... he was one of 10 International League catchers that had multiple steal attempts against him without a runner caught stealing.
- ♣ **Cropley** (17.0 INN) also had just two baserunners try to steal on him and he caught them both, on 9/15 vs. Indianapolis ... among 104 International League catchers this season that had multiple runners try and steal, he was the only one with a 100% caught stealing rate.

FIRST PITCH FLIERS

The first pitch was where **Nate Eaton** thrived in 2023, as he hit .422 with a .956 slugging percentage in 0-0 counts and a team-best 7 home runs on the first pitch of his plate appearances.

- ♣ 7 first pitch home runs represent nearly half (47%) of his 15 this season, also tied for the 3rd-most in the International League ... **Nick Loftin** is 2nd on the team with 5.
- ♣ No Storm Chaser has had as many first pitch homers as Eaton since **Frank Schwindel** hit 8 in 2018 (of his 24 that season).
- ♣ Omaha has 36 homers in a 0-0 count, their most long balls in any count this year by a fair bit, the next closest is a 2-2 count where the team has 21 home runs this year.
- ♣ Eaton's .422 average and .956 slugging percentage were also tops on the team among players with at least 40 plate appearances where the appearance ended on the first pitch.

TWICE AS NICE

Three time this season for Omaha, left-hander **Anthony Veneziano** started the first and last game of a six-game series and he has historically thrived when pitching that second time in a week.

- ♣ Since the 6-game series were implemented in 2021, Veneziano has pitched twice in one series 10 times, including 4 times in 2023 (once with Double-A Northwest Arkansas).
- ♣ On April 30 @ San Antonio, Veneziano held the Missions (Padres Double-A) to 14 runs on four hits over 6.0 innings ... on June 4 vs. Memphis, Veneziano held the Redbirds (Cardinals Triple-A) to 1 run on 5 hits over 5.0 innings ... on July 23 vs. St. Paul, Veneziano held the Saints (Twins Triple-A) to 1 run on 4 hits over 6.0 innings ... on September 3, Veneziano held the Bats (Reds Triple-A) to 1 unearned run over 6.0 innings.
- ♣ Of the 10 times where he started for a 2nd time in a week against the same team, 6 have been quality starts, with 4 of the 10 scoreless starts.
- ♣ In these 10 starts combined, he has a 0.98 ERA (6 ER in 56.0 IP), a 0.93 WHIP (38 H + 14 BB in 58.0 IP), a .191 opponents' average (38-for-199) and a 9.32 K/9 (58 K in 56.0 IP).
- ♣ Only once has Veneziano allowed multiple runs his second time facing a team in a series and it was his second time doing so, on July 18, 2021 @ Beloit (Marlins High-A) ... outside of this start, he's never allowed more than 1 run ... only once has he allowed more than 5 hits.

BIG LEAGUE BUSINESS

Omaha had 13 separate rehab assignments in 2023, including a pair of players that had two rehab assignments.

- 13 games were started by pitchers on rehab assignments this season, including 5 starts over two stints from LHP **Daniel Lynch IV** ... in his first rehab assignment, Lynch went 2-0 and allowed 7 ER in 18.0 IP (3.50 ERA), while recording 13 strikeouts.
- Six hitters over seven rehab stints with Omaha combined to hit .271 (45-for-166) with 7 home runs and 23 runs batted in ... OF **Drew Waters** saw the most time with the club at the plate while on rehab, as he hit .327 (17-for-52) with a 1.032 OPS over 13 games from May 9 to 24.
- There were several occasions where Omaha had multiple rehabbers on the club at one time, including May 16-20, where Lynch, Waters and **Nicky Lopez** were all with the club ... between June 30 and July 3, the team had **Michael Massey** in the lineup, with pitchers **Ryan Yarbrough**, **Brad Keller** and **Angel Zerpa** on the roster.

RUSHING WATERS

- While outfielder **Drew Waters** got off to a slow start on his rehab assignment in May, his stretch with the Storm Chasers ended on a high note.
- Rehabbing a left oblique strain, Waters joined the Chasers on May 9 and went 1-for-22 over his first 6 games, with a double, walk and 7 strikeouts.
 - From May 17 to 23, over the final 7 games of his rehab assignment, Waters slashed .533/.600/1.033 (16-for-30) with 9 extra-base hits (2 homers), 6 runs batted in and 7 walks, with 12 runs scored as well.
 - Waters produced 4-hit games on 5/17 vs. TOL, 5/21 vs. TOL and 5/23 vs. STP, with the latter two being back-to-back games ... he came just a single shy of the cycle on May 21, producing 13 total bases in a 4-for-5 effort with a double, triple and two homers ... 13 total bases in that Sunday game were the most by an individual Storm Chaser in a single game this season.

DANG DANIEL, BACK AT IT AGAIN

- Left-handed starting pitcher **Daniel Lynch IV** contributed 5 starts to the Storm Chasers in 2023, including one of the most dominant starts of the season by an Omaha pitcher, earning him Pitcher of the Week honors.
- Lynch was the only Omaha player in 2023 to claim a Minor League award when he named the International League Pitcher of the Week for his performance the week of May 22nd through May 28th ... while he was on Major League rehab assignment with Omaha, Lynch was eligible because he had not yet pitched in the Major Leagues at the time of his most recent Triple-A outing.
 - On Tuesday May 23rd in St. Paul, Lynch fired 6.0 shutout innings against the Saints on just 61 pitches, holding St. Paul to three hits and no walks, while striking out five ... it was Omaha's 7th of eventually 24 quality starts in 2023, the only one thrown by a rehabber ... 47 of his 61 pitches were thrown for strikes (77.05%), while he averaged just 10.17 pitches per inning, both of which were the best for an individual Storm Chaser start in 2023.

TRIPLE DOUBLE TROUBLE

- The Omaha Storm Chasers both turned a triple play and hit into a double play in 2023, the only team in Minor League Baseball to be involved in a triple play on both sides of the ball.
- The Storm Chasers turned a bizarre triple play on May 13 @ Scranton/WB, the 4th of the year in the Minor Leagues ... with Austin Cox on the mound, the bases loaded and no outs in the bottom of the 5th inning, RailRiders catcher **Ben Rortved** grounded out into a 6-4-3-5 triple play ... Omaha shortstop **Angelo Castellano** got **Estevan Florial** out at 2nd base on a throw to second baseman **Samad Taylor** ... Rortved was safe on Taylor's throw to first baseman **CJ Alexander**, but Alexander got **Wilmer Difo** out at 3rd base on a throw to third baseman **Nick Loftin** ... while Jamie Westbrook scored on the play, Rortved was tagged out at 2nd by Loftin to end the inning.
 - Omaha's triple play was the first turned by the club in over 30 years ... the last was turned on June 3, 1992 at Mile High Stadium in Denver, when in the first inning, **Jim Tatum** of the Denver Zephyrs bounced into a 5-4-3 triple play, from Omaha's **Sean Berry** to **Stu Cole** to **Jeff Conine**.
 - Less than two months after Omaha turned a triple play, Storm Chasers shortstop **Adeiny Hechavarria** grounded into a more conventional triple play on July 8 @ Winnett ... with a run already home, runners on 1st and 2nd base and nobody out, Hechavarria chopped a ball to third baseman **Daniel Robertson**, who stepped on the base to force out **Tucker Bradley**, then threw to second baseman **Vaughn Grissom** to get **Tyler Gentry** out ... Grissom fired a throw to first baseman **Joe Dundan** to beat Hechavarria and turn the 14th double play in MiLB in 2023.
 - The triple play Hechavarria hit into was the first hit by an Omaha batter in over 8 years ... on April 17, 2015, against the New Orleans Zephyrs, Storm Chasers shortstop **Scott Sizemore** hit into a 5-3-4-6-5-3 triple play (Fielders: **Derek Dietrich** to **Justin Bour** to **Cesar Solorzano** to **Miguel Rojas** to Dietrich to Bour to end the bottom of the 1st inning).

YOU'VE GOT A FRIEND IN ME

- Outfielder **Nate Eaton** recorded a team-best 7 outfield assists in 2023 and was responsible for another outfield assist last night, his team-leading 7th of the season ... 5 of his 6 throws that have registered a speed have come in at 90mph+.
- Eaton recorded the first 5 outfield assists in the 2nd half of the season but did not record one over the final seven weeks of the season, with just 1 outfield assist in the last two months.
 - As a team, Omaha's 33 outfield assists in 2023 are tied 6th in the International League and tied 6th among all Triple-A teams.
 - The hardest throw on an outfield assist this season WAS July 2 vs. Iowa, when Eaton unleashed a 99.9mph throw from CF to GET **Edwin Rios** out at 2nd base trying to stretch a single into a double.

IT'S GONNA BE MAY

- Nick Loftin**'s month of May at the plate might have been the best single-month performance of any Storm Chaser in 2023, but **Tyler Gentry** and **Samad Taylor** each had good months as well.
- Loftin slashed .341/.410/.582 (31-for-91) over 23 games in May ... his 53 total bases and 27 runs batted in that month were both the highest for any Storm Chaser in a single month in 2023 ... his 31 hits were tied for the second most.
 - Gentry's 8 doubles in May were the most of any Storm Chaser in a month, while Taylor's 20 runs scored marked an individual best as well.

VICTORY FIELD SCREETCH

- The Omaha Storm Chasers played eight games across two series at Victory Field in Indianapolis in 2023 and went a perfect 8-0 on the road against the Indianapolis Indians.
- Omaha had three sweeps in 2023, two came against Indy at Victory Field - March 31 to April 2 and June 6 to 10 (rained out on two June 11).
 - The last time Omaha played multiple series at the same ballpark in a season and won every game was in 2005, when the Omaha Royals went 8-0 against the New Orleans Zephyrs at Zephyr Field, June 21-24 and August 16-19.

POWER OUTAGE

- While the offense had its stretches of loud production, there were also periods of time where the hitting slumped.
- The Storm Chasers are one of four International League teams that went more than 5 games without a home run, as they did not leave the yard between July 21 and 27 ... it was the only stretch of time where Omaha went more than 3 straight games without hitting a homer.
 - In a series at Louisville between August 1 and 6 (a series where Omaha was swept), the Storm Chasers were limited to 50 total bases and 8 extra-base hits ... both of those are season-lows for a single series, even factoring in a pair of 3-game weekend sets ... only once all season did the Chasers record 0 extra-base hits in back-to-back games, August 2 and 3 ... August 1 to 3 was also the only stretch in 2023 where Omaha was held to less than 10 total bases over more than two straight games, as they totaled 16 over 3 games.
 - These two periods of time combined for a stretch between July 21 and August 5 where the team homered in just 4 of 14 games.

AUGUST ANGST

- Omaha went 7-19 in August after opening the month with an 11-game losing streak.
- Omaha's 6.11 ERA (153 ER in 225.1 IP) was the 9th-worst among the 120 full-season MiLB teams last month ... the Chasers' .225 average last month (190-for-846) ranked tied for the 11th-worst among the 120 full-season Minor League teams.
 - August began with 11 straight losses and a pair of sweeps - a 6-game series on the road in Louisville and a 5-game set by the Iowa Cubs at Werner Park ... that 11-game losing streak was not just the longest in the Storm Chasers era, but the longest by the Triple-A Omaha franchise at least in the 21st century, also tied for the longest in the International League this season.

2ND HALF SLUGGERS

- A trio of Omaha hitters led the offense in the 2nd half of the season (June 28-September 29), battling with each other at the top of the team leaderboards down the stretch.
- In the 2nd half, **Nate Eaton** led the Storm Chasers in games played (63), while tied for the team lead in doubles (12), home runs (11), total bases (105) and steals (11).
 - Tyler Gentry** led the 2nd-half Chasers in hits (61), walks (45) and runs scored (35), while tied for the team lead in doubles (12) and total bases (105).
 - Angelo Castellano** led Omaha in the 2nd half in runs batted in (33) and extra-base hits (24), while tied for the team lead in doubles (12) and home runs (11).
 - Gentry led QUALIFIED Storm Chasers with his slashline in the 2nd half .284/.413/.488, with a .901 OPS ... Castellano fell 5 plate appearances short of qualifying with averages in the 2nd half, but slashed an impressive .329/.422/.616 with a 1.038 OPS.

WHAT DO YOU FERMIN

- After a slow start to the season, catcher **Freddy Fermin** bounced back to end April strong, before earning a call-up to Kansas City, where he ended the year.
- Fermin went hitless in his first five games of the season, beginning the year with an 0-for-19 stretch at the plate that carried into his sixth game of the season, on Friday, April 7th ... his first hit of the year came on a single to left field in the 5th inning on 4/7 vs. TOL.
 - From April 8 to April 30, Fermin was slashed .520/.625/1.200 (13-for-26) over 8 games with Omaha with 7 extra-base hits (5 homers), 13 runs batted in and 7 walks.

LEAN WITT IT, ROCK WITH NICK

- One of the longest shutout streaks of the season for an Omaha pitcher can be credited to right-hander **Nick Wittgren**, who dominated the International League for his two months with the Storm Chasers.
- After allowing his first run of the year in the 3rd game of the season, Wittgren went a team-best 9 straight games without allowing a run, a scoreless streak that spanned 11.2 innings from April 9 to May 7 ... in that stretch, he pitched to a 0.60 WHIP and .162 opponents' average.
 - 15 of Wittgren's 17 games with Omaha were scoreless, while he pitched 7 perfect outings as well ... the veteran retired 62 of 79 batters he faced with the Chasers (78%).
 - Wittgren had a pair of stretches where he retired 10 or more straight batters ... between April 14 and April 27, he retired 13 straight hitters ... from May 12 to May 21, he retired 12 straight batters.
 - His dominance in April was especially notable, as he produced a run of retiring 21 of 22 batters faced, from his final batter faced on April 7 through his last batter faced April 27.
 - Among 466 International League pitchers that threw at least 20.0 innings pitched this year, Wittgren's 1.25 ERA and 0.83 WHIP were both the 3rd-lowest.

WHITE HOT BLANCO

- While he was one of the fastest players in Minor League Baseball in 2023, **Dairon Blanco** also got on base frequently in 2023 and established himself as a top hitter in the league as well.
- At the time of his promotion to the big leagues on June 12, Blanco ranked 2nd in on-base percentage (.444), 3rd in batting average (.347) and 1st in stolen bases (47) ... he remained the league leader in steals for 67 more days (54 games) until August 18, when Worcester's **David Hamilton** stole 3 bases in a game vs. Scranton/WB to get to 48 steals in 2023 and pass Blanco.
 - Blanco reached base in his final 21 games with Omaha, 5 stretch between May 13 and June 10 where he slashed .423/.510/.487 (33-for-78) ... he recorded hits in 15 of his final 16 games with Omaha, with 9 multi-hit games between May 23 and June 10.
 - Blanco stole at least 12 bases in each April, May and June, with a whopping 22 steals in May ... May especially was a strong month for Blanco, who ranked 2nd in the International League in on-base percentage (.538), 3rd in batting average (.390) and 9th in OPS (1.097) ... his .538 OBP ranked 2nd in the minors in May, while his .390 average ranked 7th in MiLB that month.

THE FUTURE IS HERE

- Pitcher **Will Klein** represented the Kansas City Royals at the 2023 *SiriusXM* All-Star Futures Game at Seattle's T-Mobile Park ... he pitched 0.1 IP, with 1 H, 2 R & 2 BB.
- Klein earned his first promotion to Triple-A on June 13 and dominated in his debut, with 2.0 scoreless frames June 14 vs. Columbus ... he struck out 5, including striking out the side in the 8th.
 - Over his first 12 outings with Omaha, Klein allowed 3 earned runs in 15.2 IP (1.72 ERA), with 25 strikeouts (14.36 K/9).
 - Klein's fastball averaged 97.0 mph with Omaha with a team-best 100.7mph fastball in his outing on June 21 @ Rochester ... he threw four pitches at over 100.0 mph this season, the first four triple-digit velocity pitches in 2023 from Omaha arms.
 - Between the Double-A and Triple-A levels this season, Klein recorded 93 strikeouts in 64.1 innings pitched ... among 35 Royals minor league pitchers that threw at least 60.0 innings in 2023, his 13.01 K/9 ranked 1st, while a 30.5% K% ranked 4th in that group.

UNIFORM RECORDS

STANDARD UNIFORMS					SPECIALTY/THEME NIGHT UNIFORMS (5-15)											
Blue Vortex (11-20) Home: 11-20 Road: 0-0	Blue O-Bolt (40-39) Home: 5-3 Road: 35-36	Powder SC (9-6) Home: 9-6 Road: 0-0	Powder O (5-2) Home: 5-2 Road: 0-0	Black O-Bolt Home: 1-5 Road: 0-0	Patriotic (0-2) Home: 0-1 Road: 0-1	Runzas Home: 0-1 Road: 0-0	Cattlemen Home: 0-1 Road: 0-0	Rockets Home: 1-0 Road: 0-0	Marvel Home: 1-0 Road: 0-0	Throwback Home: 0-1 Road: 0-0						
Home White (11-16) Home: 11-16 Road: 0-0	Road Grey (17-13) Home: 0-0 Road: 17-13	Blue O-Bolt (22-24) Home: 5-3 Road: 17-21	Powder Blue (9-6) Home: 9-6 Road: 0-0	Black O-Bolt (5-1) Home: 5-1 Road: 0-0	Community Home: 1-5 Road: 0-0	Star Wars Home: 1-0 Road: 0-0	Patriotic Home: 0-3 Road: 0-0	Runzas Home: 0-1 Road: 0-0	Cattlemen Home: 0-1 Road: 0-0	Rockets Home: 1-0 Road: 0-0	Marvel Home: 1-0 Road: 0-0	Throwback Home: 0-1 Road: 0-0	Corn Home: 0-1 Road: 0-0	COPA (1-3) Home: 0-1 Road: 1-2		

SAMAD (TAYLOR'S VERSION)

Over four stints with Omaha, **Samad Taylor** was a sparkplug at the top of the Storm Chaser lineup every game he played for the Storm Chasers.

- ✦ Taylor began the season with the Storm Chasers and appeared in 62 of the team's first 63 games before he was recalled by Kansas City on June 16 ... he opened the year with a bang, on a 5-game hitting streak with 2 hits in each of his first four games and 6 of his first 8 ... Taylor had hits in 11 of his first 12 games.
- ✦ In April, Taylor slashed .333/.398/.462 (31-for-93) ... while he had a down month of May with a .238 average (25-for-105) and .731 OPS, he had his best month of the season in June with a .405/.538/.676 slashline (15-for-37) with 11 walks and 11 runs scored, before his call-up.
- ✦ Prior to getting called up in mid-June, Taylor reached base in 14 of 18 plate appearances, with 5 walks, 5 singles, 2 homers and 2 hit-by-pitches, between June 9 and June 15 ... in that span, he reached base in 8 straight plate appearances between June 10 and 14.
- ✦ Over his two stints with the Chasers in July, Samad hit .378 (14-for-37) with 10 runs batted in and 16 walks ... he has a hit in 8 of 12 games this month, a walk in 8 of 12 games this month and at least one of each in 5 of 12 games in July.
- ✦ Taylor finished the season 6th among qualified International League hitters in on-base percentage (.418), 8th in batting average (.301), also 6th in stolen bases (43) ... he led qualified Storm Chasers hitters with his .301/.418/.566 slashline and 4 triples, while ranked 2nd on the team in hits (101), doubles (23), runs (65), steals (43) and walks (66).
- ✦ 34 of Taylor's 43 steals came before his first call-up, at the time he was averaging one steal every 1.86 games ... he tied with **Dairon Blanco** for the longest streak of any Storm Chaser in 2023 of consecutive steals without getting caught, when he swiped 12 bags in 12 attempts, over an 11-game stretch from June 4 to July 5, while Blanco's 12 straight steals came over 12 games.
- ✦ Samad had a pair of 4-steal games, on May 4 vs. Louisville and July 5 @ Gwinnett, the 2nd and 3rd of his career.
- ✦ 43 steals in one Minor League season comes one shy of his previous career-high of 44 in Low-A in 2018 with the Lansing Lugnuts ... however, adding his 8 from the big leagues give him a new career-high of 51 total stolen bases in 2023.

AYEEEE JOHAN

While only with Omaha for five weeks, infielder **Johan Camargo** offered crucial production in the heart of the Storm Chasers lineup and played all over the field, while getting on base constantly.

- ✦ Across 15 games with the Chasers, Camargo slashed .298/.412/.544 (17-for-57) with 6 extra-base hits (4 homers), 8 runs batted in and 11 walks.
- ✦ Camargo reached base multiple times in his first 8 games with the team, the 2nd-longest streak of reaching base 2+ times for a Storm Chaser hitter this season ... between May 16 and June 3, Camargo produced a .600 on-base percentage.
- ✦ The native of Panama reached base in 13 of his 15 games with Omaha and had hits in 12 of 15 games with the Storm Chasers.
- ✦ Camargo is one of two Chasers hitters (in addition to Angelo Castellano) that made starts at all 4 infield positions in 2023: 1B (2), 2B (3), 3B (7) & SS (1).

SEEING IT LIKE CJ

CJ Alexander was Omaha's long ball leader, with 10 home runs over the first 2.5 months of the season, before he landed on the Injured List on June 11.

- ✦ Despite missing 23 games while on the IL, Alexander was still the team leader in homers when he returned and even added his 11th of the season his second game back, July 15 vs. Indianapolis ... he was not passed on the HR leaderboard until Tyler Gentry hit his 13th of the season on August 12 vs. Iowa ... he spent 43 games as the sole home run leader on the team, from May 14 to May 16 and June 8 to July 29.
- ✦ CJ was responsible for Omaha's hardest hit batted ball of the season, a 115.3mph double in the 1st inning on April 7 vs. Toledo ... he had 3 of Omaha's 10 hardest-hit base hits this year ... among 19 Storm Chasers hitters who saw at least 100 plate appearances in 2023, his average exit velocity of 88.8mph ranked as the 3rd-hardest.

LET'S RAVE

John Rave's first three weeks with Omaha produced one of the best stretches at the plate of any Storm Chaser this season.

- ✦ Between June 13 and July 3, Rave slashed .434/.516/.755 (23-for-53), with 10 extra-base hits (6 doubles, 1 triple, 4 homers), 16 runs batted in, 16 runs scored and 10 walks.
- ✦ Rave scored a run in 14 straight games from June 17 to July 6, which at the time was the longest such streak in MiLB this year and ... he hit .385 (20-for-52) and produced a .484 on-base percentage over this stretch.
- ✦ He reached base in a career-best 31 straight games from May 30 to July 9, his last 11 games in Double-A with Northwest Arkansas and his first 20 in Triple-A with Omaha.

PUSHING PORTER

Catcher **Logan Porter** had an up-and-down season with Omaha, at times was a slugger, while at other times very patient at the plate and an on-base machine.

- ✦ Porter opened the season with 6 home runs in April, which ended the season tied for the most homers by a player in a single month ... however, he went into a dry spell at the plate after, with just 1 home run between May 1 and July 4, a span of 47 games.
- ✦ Between March 31 and June 2, Porter drew just 15 walks in his first 41 games (0.9% BB%), however he bounced back with 45 walks over his final 69 games (16.2% BB%), June 3 to September 10.
- ✦ He produced a career-best 30-game on-base streak between May 23 and July 5, tied for the 11th-longest streak in the league this year ... in that stretch, he hit .302 (32-for-106) with a .433 OBP.
- ✦ The season took a turn for Porter in the 2nd half, who slashed just .169/.289/.319 (29-for-166) from June 28 onward ... among 283 International League hitters who had at least 150 plate appearances in the 2nd half of the season, his .169 average ranked as the 2nd-lowest, while his .608 OPS ranked as the 5th-lowest ... he had just 3 multi-hit games over 51 games played in the 2nd half of the season, after collecting 16 multi-hit games over 59 games in the 1st half.
- ✦ After exclusively playing first base with Omaha in 2022, Porter made a team-best 74 starts at catcher in 2023, for a total of 662.2 innings behind the plate this season ... this was the most time spent at catcher in a single season since Francisco Pena caught 745.1 innings and made 84 starts as the Omaha Storm Chasers backstop in 2015.

TEACH ME HOW TO DUNGAN

After a down year last season, **Clay Dungan** was one of the most reliable bats in Omaha's lineup this season.

- ✦ Dungan missed the first 28 games of the season and had 186 fewer plate appearances than last season, but raised his batting average by 65 points, from .208 to .273 ... he raised his OPS by 123 points, from .628 to .751 ... he also increased his walk rate from 9.1% last year to 15.2% this year, with 3 more walks than last year (50 up from 47) despite nearly 200 fewer plate appearances.
- ✦ From June 1 through the end of the season, Dungan hit a team-best .285 (61-for-208) over 74 games, with a team-best .388 on-base percentage ... he reached base in 59 of his last 69 games since the start of June, after hitting .194 over his first 15 games in May.
- ✦ This season, Dungan has made at least 20 starts at three different infield positions: second base (27), third base (22) and shortstop (23).

KEEPING UP WITH CASTELLANO

While he did not play every day, **Angelo Castellano** made the most of his time in the lineup all season long.

- ✦ Castellano slashed .281/.384/.489 (92-for-327), but fell 7 plate appearances shy of having enough PA's to qualify in the league leaders ... among Royals Minor League hitters that had at least 200 plate appearances in 2023, Castellano ranked 4th in average, 5th in on-base percentage, 1st in slugging percentage and 3rd in OBP ... his 120 wRC+ ranked 5th among that group too.
- ✦ After hitting just .190 in June, Castellano had a huge bounce back in July, as he slashed .370/.442/.652 (16-for-46), with 7 XBH and 10 runs batted in ... he
- ✦ Castellano produced a strong month of August with a .277 average (18-for-65) and .845 OPS, then turned things up even more in September, when he hit .409 (18-for-44) with a 1.327 OPS ... that September OPS was the highest for a Storm Chaser with at least 40 plate appearances in a single month in 2023.

TUCKER BRADLEY, PROFESSIONAL HITTER

After a slow start to the season, outfielder **Tucker Bradley** turned things around in the last several weeks.

- ✦ In the month of June, Bradley's .410 average (16-for-39) and 1.093 OPS are the highest among active Storm Chasers players with at least 50 plate appearances.
- ✦ While he went 3-for-4 in his Triple-A debut on March 31 @ IND, Bradley had hits in just 9 of his first 24 games (37.5%), with 4 multi-hit games in that stretch (1 in every 6.0 games) and 9 runs batted in ... from May 18 through August 15, he had hits in 29 of 43 games (67.4%), with 12 multi-hit games, and 17 RBI (1 in every 3.5 games)
- ✦ Bradley hit .306 (38-for-124) with an .884 OPS over 44 games in the 1st half of the season but was hitting just .209 (18-for-86) with a .669 OPS in the 2nd half, before he was transferred to Double-A Northwest Arkansas on August 15, where he ended the season.
- ✦ Much like he did in 2022 with Double-A Northwest Arkansas, Bradley was at his best when hitting 9th in the order ... he made 25 starts as the last man in the lineup and slashed .341/.438/.511 (30-for-88) ... when hitting 1st through 8th in the order, he slashed just .213/.312/.377 (46-for-122).

NATE THE GREAT

Utility man **Nate Eaton** bounced up and down between Omaha and Kansas City frequently over the 1st half of the 2023 season but stayed with the Storm Chasers for the entire 2nd half.

- ✦ In the 2nd half of the season (June 28 - September 24), Eaton played more games (63) and took more at-bats (240) than any other Chasers hitter ... he tied for the 2nd-half team lead in home runs (11), doubles (12), total bases (105) and stolen bases (11) ... he ranked 2nd in the 2nd half in hits (60) and slugging percentage (.438), while tied 2nd in runs batted in (30), extra-base hits (23) and runs scored.
- ✦ 15 homers this season set a new career-high, after connecting for 13 last year between Double-A NW Arkansas and Omaha ... 22 steals with the Storm Chasers gave Nate his 3rd consecutive season in the Minors with 20+ steals, after stealing 23 bases each of the last two seasons.
- ✦ Eaton not only saw time in the field at 5 different positions in 2023, but made at least 8 starts at 5: 2B (8), 3B (18), LF (14), CF (24) & RF (10) ... he was the only Storm Chaser in 2023 that started at more than 4 different positions and one of 5 players in the International League this year that made at least 8 starts in 5 different positions ... he saw the most time in center field (207.1 innings), which is also the only position where he did not make an error this year.

HOW ABOUT HICKLEN?

While his playing time was limited for much of 2023, outfielder **Brewer Hicklen** flipped a switch in the second half of his season with Omaha.

- ✦ After opening the season on the injured list, Hicklen started off slow and hit just .167 (16-for-96) over his first 30 games with a .589 OPS ... in his final 31 games after (June 9 to August 12), he hit .191 (32-for-110) with a .961 OPS.
- ✦ Like many Storm Chasers in 2023, Hicklen began to heat up in June, especially around the team's 11-game winning streak ... between June 8 and 22, Hicklen went 16-for-44 (.364 average) at the plate, with 6 extra-base hits (2 homers) with 9 runs batted in ... he had hits in 10 of 11 games during that stretch and scored a run in 9 of 12 games.
- ✦ After collecting four 2-homer games last season, Hicklen had one this year ... on July 14 vs. Indianapolis, he went 2-for-5 with a solo homer and two-run shot in a 13-5 loss to Indy ... this was his 9th career 2-homer game and the 5th of Omaha's 6 in 2023.
- ✦ After playing over 85% of his team's games over the last three seasons, Hicklen only appeared in 68% of Omaha's games while he was on the active roster, between April 25 and August 13, playing in 61 of 90 games in that period of time ... between June 10 and July 15, Hicklen did not appear in the field, serving as the team's DH 20 times in a 26-game stretch.

THE MANN OF THE HOUR

Infielder **Devin Mann** joined the Storm Chasers at the trade deadline and inserted himself nicely into Omaha's lineup.

- ✦ Mann reached base in the first 6 games he played with the Storm Chasers ... he reached base in his last 15 games with the Oklahoma City Dodgers before the trade to Kansas City, giving him a 21-game on-base streak from July 9 to August 9 with a .361 OBP in that span.
- ✦ Between Oklahoma City and Omaha, he ranked 1st among ALL Triple-A hitters with 42 doubles, tied 3rd with 63 XBH, tied 15th with 69 BB, tied 17th with 86 RBI & tied 17th with 231 TB.
- ✦ Mann drew more walks (29) than he recorded hits (26) over his 37 games with Omaha, producing a .354 OBP with the Chasers, despite hitting to just a .198 average (26-for-131).
- ✦ With Omaha, Mann made starts at 1B (7), 2B (11), 3B (16) and LF (3), one of 6 Storm Chasers to make starts at 4 or more positions.

BUBBA WAS MY BEST GOOD FRIEND

Claimed off waivers from Texas by Kansas City on August 13, outfielder **Bubba Thompson** was one of Omaha's top hitters the rest of the season.

- ✦ Since his first game with the Storm Chasers on August 15th through the end of the season, Thompson led the club with 36 hits, 57 total bases, 11 steals and 21 runs scored, while his 17 runs batted in are second on the team and 7 doubles are tied third.
- ✦ Thompson recorded a hit in 21 of his 33 games with Omaha and reached base in 13 of 22 total contests with the Chasers.

OLI, OLI, OLI!

Edward Olivares was a welcomed addition to the Omaha lineup over 13 games with Omaha after being he was optioned to Triple-A, with a .365/.424/.635 (19-for-52) slashline in 13 games.

- ✦ In the 2.5-week stretch he was with the Chasers, Oli led the team in all 4 average-based categories, from his first game on August 15 through his last game in Omaha on August 31 ... he also led the club with his 19 hits, 33 total bases, 5 doubles and 12 runs batted in ... 3 homers in that span were tied for the team lead.
- ✦ Olivares collected hits in 12 of his 13 games with Omaha, including each of his last 9 Triple-A games (.353 average) ... Oli also had 12 RBI in his 13 games.
- ✦ 3 of his 8 extra-base hits were home runs, all 3 of his homers were opposite field shots.

HEY, HO, ANGELO!

Storm Chasers infielder **Angelo Castellano** ended his 2023 season on possibly the best stretch of his career and one of the most dominant streaks an Omaha hitter had in 2023.

- ✦ Castellano reached base in 17 of his last 23 plate appearances of the season, with 11 hits (6 singles, 1 double, 4 homers), 4 walks and 2 hit-by-pitches between the 8th inning on September 14 and the 7th inning on September 22, his final plate appearance of the year.
- ✦ He ended the year on a season-best 7-game hitting streak ... over 7 games between August 14 and 22, he slashed .579/.680/1.263 (11-for-19) with 5 extra-base hits (4 home runs), 9 runs scored and 7 runs batted in.
- ✦ Castellano's .579 batting average and 1.943 OPS over his 7-game hitting streak are both the highest for any Storm Chasers hitting streak of 4+ games in 2023 ... his OPS is the best for any Omaha hitting streak of 5+ games since 2014, when **Carlos Peguero** produced a 2.160 OPS over an 8-game hitting streak that spanned from August 13 to 20.

HIP HIP JOSÉ!


Storm Chasers catcher **José Briceño** thrived since taking over the starting catcher role in the final weeks of the season, especially over the last week.

- ✦ Briceño homered in his final FIVE games of the 2023, the first Storm Chaser to ever do so and the first Omaha player since Cory Aldridge hit home runs in five straight games for the 2009 Omaha Royals between July 27 and August 8.
- ✦ 4 of Briceño's 5 homers in this streak were go-ahead homers, making him tied third on the team in go-ahead blasts.
- ✦ Prior to Briceño's season-ending stretch, no Omaha hitter in 2023 homered in more than two consecutive games.
- ✦ This marks the first time in Briceño's career that he's homered in 5 straight games ... in his previous 750 professional games played before the last five, he had homered in consecutive games 7 times, including 3 straight games in 2014 (July 2, 7 & 8).
- ✦ After hitting .167 in June, .174 in July and .185 in August, Briceño entered September with a .176 on the season with Omaha ... in September, he hit .275 (12-for-44), with 7 extra-base hits (5 homers) and 9 runs batted in.



MANAGER: MIKE JIRSCHOLE • #23

- Mike Jirschele returns for his 15th season as Omaha's manager, his 18th season managing in Minor League Baseball and 32nd season overall with the Royals organization, named to the position of Storm Chasers manager on January 13, 2023, after previously managing Triple-A Omaha from 1995-97 and 2003-13.
- Jirschele served on the Kansas City Royals coaching staff as the Third Base Coach from 2014-19 and won the World Series in 2015. Jirschele most recently served as the bench coach under manager Chris Widger during the 2022 season with the Double-A Northwest Arkansas Naturals. He spent the 2021 season as Widger's bench coach for the High-A Central champion Quad Cities River Bandits and served as Special Assistant to the General Manager in 2020.
- In his second stint as Omaha's manager, over 11 years from 2003 to 2013, he led the team to four division titles, three consecutive trips to the Pacific Coast League Championship Series (2011-2013), two PCL titles (2011, 2013) and the team's first of two Triple-A National Championships in 2013.
- He earned the 2011 Mike Coolbaugh Award for *outstanding baseball work ethic, knowledge of the game and skill in mentoring young players on the field* and he is a four-time recipient of the Dick Howser Award (1992, 1994, 2005, 2011), recognizing outstanding work in player development within the Royals organization.
- Prior to his time with Omaha and Kansas City, he served as the Royals Minor League Infield Coordinator for four years, from 1998-2002, and he held managerial positions with Wilmington (1994), Rockford (1993) and the Gulf Coast Royals (1992).
- He appeared 999 games in the Minor Leagues across 13 years, between 1977 and 1990, including 22 games with the Omaha Royals between 1988 and 1989.



PITCHING COACH: DANE JOHNSON • #59

- Dane Johnson enters his fourth year in the Royals organization and as the Storm Chasers pitching coach, after joining Kansas City ahead of the 2020 season. 2023 marks his 24th season coaching overall.
- He previously spent one season in the Miami Marlins organization (2019) as a Pitching Consultant and 19 seasons with the Toronto Blue Jays as a Minor League Pitching Coach from 2000-03, Pitching Coordinator from 2004-14 and Major League Bullpen Coach from 2015-18.
- Prior to entering coaching, spent 15 years as a player, including over 280 games in the Minor Leagues and parts of three seasons in the Majors with the Chicago White Sox (1994), Blue Jays (1996) and Oakland Athletics (1997), also playing two seasons (1990-1991) in the Chinese Professional Baseball League.
- Johnson and his wife, Gina, reside in Palm Harbor, Florida. They have two children: a daughter, Madison (31), and son, Cobi (27).



HITTING COACH: BIJAN RADEMACHER • #52

- Bijan Rademacher (*bi-ZHON RAH-de-moch-err*) joins the Royals as the Omaha Storm Chasers Hitting Coach this year after spending the last two years with the Arizona Diamondbacks as their Minor League Hitting Coordinator (2021) and ACL Hitting Coach (2022).
- Prior to coaching, he spent eight years playing professionally (2012-2019), spanning seven seasons in the Chicago Cubs organization (2012-18) and slashed .280/.361/.402 over 702 career MiLB games, reaching as high as Triple-A. He also played one season in independent baseball (2019) with the New Britain Bees in the Atlantic League, in addition to an offseason in the Mexican Pacific Winter League.
- Over 243 career Triple-A games with the Iowa Cubs, he played 11 games at Werner Park and was a .378 hitter (14-for-37) with one homer and 5 runs batted in while playing in Omaha.
- Rademacher lives in Tempe, Arizona with his wife Melissa.




BENCH COACH: DAVID NOWORYTA • #33 (3RD BASE COACH)

- David Noworyta (*Nova-REE-tah*) enters his second year in the Royals organization and first as Omaha's Bench Coach, after making his coaching debut in 2022 as the Assistant Hitting Coach for the River Bandits Kansas City's High-A affiliate.
- Prior to coaching, he spent four years playing professionally (2018-21), including three minor league seasons in the Detroit Tigers organization (2018-20), and one with the Independent Pioneer League's Billings Mustangs in 2021. Before signing with Detroit in 2018, Noworyta graduated from the University of Hawaii with a bachelor's degree in communications and journalism, and played in parts of three seasons for their baseball team.
- Noworyta attended Holy Cross Academy (N.J.), where he played baseball and basketball, and was selected by the Royals in the 37th round of the 2014 MLB Draft. He resides in Hainesport, N.J. in the offseason.



CERTIFIED ATHLETIC TRAINER: JAMES STONE

- James Stone is entering his fifth season as the Certified Athletic Trainer for the Storm Chasers after serving the previous seven seasons with the Wilmington Blue Rocks (Royals High-A), including the 2015 season, in which he was named Carolina League Athletic Trainer of the Year.
- He joined the Kansas City organization in 2010 as the athletic trainer for the Class-A Burlington Bees. He came to the Royals after spending one season with the Central Valley Coyotes (Fresno, California) in Arena Football 2.
- Stone worked three seasons in the Florida Marlins organization, with stops in Jupiter (2008), Greensboro (2007) and Jamestown (2006), winning New York-Penn League Trainer of the Year honors in 2006.
- He was the Strength and Conditioning Coach for the Baltimore Orioles Class-A affiliate, the Delmarva Shorebirds, in 2005.
- Stone graduated with a bachelor's of science in kinesiology from Cal State-Northridge. He resides in Simi Valley, California with his dog, Ozzie.

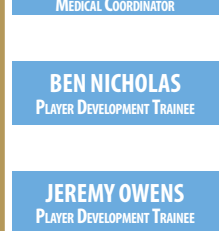


TONY MEDINA
MINOR LEAGUE/LATIN AMERICA
MEDICAL COORDINATOR



STRENGTH & CONDITIONING COACH: YANNICK PLANTE

- Yannick Plante is entering his third season as the Strength & Conditioning Coach for the Storm Chasers, after being slated to serve in that role with Northwest Arkansas in 2020.
- He began with the Kansas City Organization in 2019 as the athletic trainer for the Burlington Royals (Advanced Rookie, Appalachian League). He was then a staff member of the Surprise Saguaros of the Arizona Fall League in the fall of 2019.
- Plante has a master's degree in kinesiology from the University of Calgary and a bachelor's degree in human kinetics with specialization in biophysics from the University of Ottawa. He currently lives in Ottawa, Ontario.



BEN NICHOLAS
PLAYER DEVELOPMENT TRAINEE



JEREMY OWENS
PLAYER DEVELOPMENT TRAINEE

#	PITCHERS	ACTIVE DATES	CURRENT TEAM (IF NOT OMAHA)
56	Anderson, Justin	9/19-	
48	Barlow, Joe	8/5-9/1 , 9/3-	
31	Bowlan, Jonathan	6/20-9/19	KANSAS CITY ROYALS
50	Castillo, Max	3/31-5/7 , 5/16-5/19 , 5/23-7/16 , 7/20-8/14 , 8/18-	
32	Chamberlain, Christian	6/20-8/25 , 9/3-	
57, 47	Coleman, Dylan	4/13-7/5 , 8/22-	
31, 48	Cox, Austin	3/31-5/3 , 5/5-6/7 , 7/4-7/19	KANSAS CITY ROYALS (60-Day IL)
46	Cruz, Steven	7/12-8/29	KANSAS CITY ROYALS
45	Cuas, Jose	5/3-5/8	CHICAGO CUBS
36	de Geus, Brett	8/10-	
55	Dipoto, Jonah	5/3-	
24	Dye, Josh	4/12-5/2	Round Rock Express (TEX – AAA)
54	Garrett, Amir	6/22-6/30	Free Agent
38	Hearn, Taylor	7/30-8/8 , 8/29-	
60, 34, 54	Heasley, Jonathan	3/31-5/5 , 5/7-7/4 , 8/12-	
57	Hoffmann, Andrew	8/12-	
51	Keller, Brad	6/28-7/28	KANSAS CITY ROYALS (15-Day IL)
62	Klein, Will	6/13-9/5 , 9/12-	
37	Kowar, Jackson	3/31-5/16 , 5/20-6/2 , 6/24-8/1 , 8/2-8/17	KANSAS CITY ROYALS
58	Kriske, Brooks	3/31-6/18 , 7/16-7/21	Saitama Seibu Lions (NBP)
52	Lynch IV, Daniel	5/7-5/28 , 9/21-	
61	Marquez, Emilio	7/16-7/18	NW Arkansas Naturals (AA)
44	Marsh, Alec	6/13-6/30	KANSAS CITY ROYALS
46	Martinez, Marcelo	3/31-5/4 , 6/1-6/27	Sultanes de Monterrey (LMB)
21	Mayers, Mike	3/31-5/17 , 6/20-7/13	Charlotte Knights (CWS – AAA)
48, 54, 52	McArthur, James	5/8-6/24 , 6/30-8/1 , 8/2-8/4 , 8/18-9/1	KANSAS CITY ROYALS
36	Mengden, Daniel	5/6-6/27	Rochester Red Wings (WSH – AAA)
41	Núñez, Andrés	3/31-6/26	Worcester Red Sox (BOS – AAA)
53, 35	Parrish, Drew	3/31-6/20 , 8/1-8/22 , 8/29-	
40	Pennington, Walter	5/3-	
46	Poteet, Cody	9/21-	
25	Ragans, Cole	6/30-7/15 , 7/16-8/2	KANSAS CITY ROYALS
47, 45	Sisk, Evan	3/31-	
43	Snider, Collin	3/31-7/1 , 7/16-8/25	KANSAS CITY ROYALS
35	Stamont, Josh	3/31-4/14	KANSAS CITY ROYALS (60-Day IL)
48	Taylor, Josh	3/31-4/16	KANSAS CITY ROYALS (60-Day IL)
56	Veneziano, Anthony	5/19-9/19	KANSAS CITY ROYALS
44	Weiss, Ryan	3/31-5/20	Fubon Guardians (CPBL)
62	Wittgren, Nick	3/31-5/23	Tacoma Rainiers (SEA – AAA)
48	Yarbrough, Ryan	6/24-7/9	LOS ANGELES DODGERS
41	Zerpa, Angel	6/28-7/14 , 7/14-8/1	KANSAS CITY ROYALS
#	CATCHERS	ACTIVE DATES	CURRENT TEAM (IF NOT OMAHA)
60	Briceño, José	6/16-	
26	Tyler Cropley	9/14-9/18	KANSAS CITY ROYALS
41	Emshoff, Kale	9/10-9/14 , 9/18-	
4	Fermin, Freddy	3/31-4/21 , 4/28-5/2	KANSAS CITY ROYALS
14	Porter, Logan	3/31-9/11	KANSAS CITY ROYALS
25	Reetz, Jakson	3/31-6/16	Sacramento River Cats (SFG – AAA)
#	INFIELDERS	ACTIVE DATES	CURRENT TEAM (IF NOT OMAHA)
19	Alexander, CJ	3/31-6/11 , 7/14-	
45, 25	Beaty, Matt	6/13-6/18 , 7/19-8/1 , 9/12-	
12	Camargo, Johan	5/16-6/15	Free Agent
17	Castellano, Angelo	3/31-	
6	Dungan, Clay	5/4-	
11	Garcia, Maikel	3/31-5/2	KANSAS CITY ROYALS
11	Hechavarría, Adeiny	6/16-8/14	Free Agent
38	Jenista, Greyson	5/23-5/28 , 6/11-6/13	Free Agent
13	Loftin, Nick	3/31-6/1 , 7/14-9/1	KANSAS CITY ROYALS
9	Lopez, Nicky	5/16-5/22	ATLANTA BRAVES
34	Mann, Devin	8/1-	
16	Massey, Michael	6/30-7/4	KANSAS CITY ROYALS
3	McCullough, Morgan	9/1-	
22	Palacios, Jermaine	6/13-8/3	Free Agent
32, 25	Pratto, Nick	3/31-4/6 , 4/7-4/28 , 8/17-8/25 , 8/30-9/8	KANSAS CITY ROYALS
0	Taylor, Samad	3/31-6/16 , 7/4-7/9 , 7/18-7/28 , 9/3-	
9	Wallace, Paxton	6/11-6/13 , 6/23-7/12	Quad Cities River Bandits (A+)
#	OUTFIELDERS	ACTIVE DATES	CURRENT TEAM (IF NOT OMAHA)
16	Blanco, Dairon	3/31-6/12	KANSAS CITY ROYALS
3	Bradley, Tucker	3/31-8/15	NW Arkansas Naturals (AA)
26, 24	Eaton, Nate	4/24-5/5 , 5/25-6/9 , 6/16-5/23 , 6/26-	
28	Gentry, Tyler	3/31-	
18	Hicklen, Brewer	4/25-8/13 , 8/15-8/16	Lehigh Valley Iron Pigs (PHI - AAA)
8	Isbel, Kyle	6/13-6/27	KANSAS CITY ROYALS
4	Oliveras, Edward	8/13-9/1	KANSAS CITY ROYALS
7	Rave, John	6/13-	
15	Reyes, Franmil	5/2-5/8	Free Agent
8	Thompson, Bubba	8/14-	
21	Velázquez, Nelson	7/31-8/10	KANSAS CITY ROYALS
8	Waters, Drew	5/2-5/26	KANSAS CITY ROYALS

Active players at end of season in bold

Rehab assignments in red

OMAHA STORM CHASERS OPENING DAY ROSTER

PITCHERS (15+5)					
	B/T	Ht	Wt	BORN (AGE)	HOMETOWN
50	Max Castillo (40)	R/R	6'2"	285 5/4/1999 (23)	Caracas, Venezuela
31	Austin Cox	L/L	6'4"	235 3/28/1997 (26)	Macon, Georgia
	Josh Dye (D)	L/L	6'5"	180 9/14/1996 (26)	DeLand, Florida
60	Jonathan Heasley (40)	R/R	6'3"	235 1/27/1997 (26)	Plano, Texas
37	Jackson Kowar (40)	R/R	6'5"	215 10/4/1996 (26)	Charlotte, North Carolina
58	Brooks Kriske	R/R	6'3"	210 2/3/1994 (29)	Scottsdale, Arizona
46	Marcelo Martinez	L/L	6'2"	190 8/10/1996 (26)	Reynosa, México
21	Mike Mayers	R/R	6'2"	220 12/6/1991 (31)	Grove City, Ohio
	Daniel Mengden (D)	R/R	6'1"	215 2/19/1993 (30)	Houston, Texas
41	Andrés Núñez	R/R	6'4"	265 9/20/1995 (27)	Southwest Ranches, Florida
53	Drew Parrish	L/L	5'11"	200 12/8/1997 (25)	Rockledge, Florida
	Cody Poteet (IL)	R/R	6'1"	190 7/30/1994 (28)	San Diego, Calif.
47	Evan Sisk	L/L	6'2"	195 4/23/1997 (25)	Chester, South Carolina
43	Collin Snider (40)	R/R	6'4"	205 10/10/1995 (27)	Murfreesboro, Tennessee
35	Josh Staumont (40)	R/R	6'3"	215 12/21/1993 (29)	La Habra, California
	Kohl Stewart (IL)	R/R	6'3"	200 10/7/1994 (28)	Houston, Texas
48	Josh Taylor (40)	L/L	6'5"	240 3/2/1993 (30)	Phoenix, Arizona
44	Ryan Weiss	R/R	6'4"	225 12/10/1996 (26)	South Elgin, Illinois
	Zach Willeman (D)	R/R	6'2"	219 3/27/1996 (27)	Napoleon, Ohio
62	Nick Wittgren	R/R	6'2"	210 5/29/1991 (31)	Lafayette, Indiana
CATCHERS (3)					
	B/T	Ht	Wt	BORN (AGE)	HOMETOWN
4	Freddy Fermin (40)	R/R	5'10"	200 5/16/1995 (27)	Puerto Ordaz, Venezuela
14	Logan Porter	R/R	6'0"	205 7/12/1995 (27)	Surprise, Arizona
25	Jakson Reetz	R/R	6'0"	215 1/3/1996 (27)	Hickman, Nebraska
INFIELDERS (6+3)					
	B/T	Ht	Wt	BORN (AGE)	HOMETOWN
19	CJ Alexander	L/R	6'3"	215 7/17/1996 (26)	Merrillville, Indiana
	Johan Camargo (IL)	S/R	6'0"	205 12/13/1993 (29)	Panama City, Panama
17	Angelo Castellano	R/R	6'0"	165 1/13/1995 (28)	San Diego, Venezuela
	Clay Dungan (IL)	L/R	6'1"	195 6/2/1996 (26)	Yorktown, Indiana
11	Maikel Garcia (40)	R/R	6'0"	185 3/3/2000 (23)	La Sabana, Venezuela
2	Ryan Goins (D)	L/R	5'10"	180 2/13/1988 (35)	Round Rock, Texas
13	Nick Loftin	R/R	6'1"	200 9/25/1998 (24)	Corpus Christi, Texas
32	Nick Pratto (40)	L/L	6'1"	230 10/6/1998 (24)	Huntington Beach, California
0	Samad Taylor (40)	R/R	5'10"	160 7/11/1998 (24)	Corona, California
OUTFIELDERS (3+1)					
	B/T	Ht	Wt	BORN (AGE)	HOMETOWN
16	Dairon Blanco	R/R	6'0"	200 4/26/1993 (29)	Florida, Cuba
3	Tucker Bradley	L/L	6'0"	195 5/6/1998 (24)	Chickamauga, Georgia
28	Tyler Gentry	R/R	6'2"	215 2/1/1999 (24)	Arlington, Tennessee
	Brewer Hicklen (IL)	R/R	6'2"	220 2/9/1996 (27)	Huntsville, Alabama

PRO-NUN-SEE-AY-SHUNS

MATT BEATY (<i>BAY-dee</i>)	KYLE ISBEL (<i>IZZ-bell</i>)
DAIRON BLANCO (<i>DYE-rone</i>)	GREYSON JENISTA (<i>JENN-uh-stuh</i>)
JONATHAN BOWLAN (<i>boh-lin</i>)	JACKSON KOWAR (<i>coh-wahr</i>)
JOSÉ BRICEÑO (<i>bree-SEN-yo</i>)	EMILIO MARQUEZ (<i>eh-MEE-lee-oh MAHR-keh-z</i>)
JOHAN CAMARGO (<i>YO-hahn kuh-MAR-go</i>)	MIKE MAYERS (<i>MY-ers</i>)
ANGELO CASTELLANO (<i>kass-tay-AH-noh</i>)	MORGAN MCCULLOUGH (<i>muh-KULL-uh</i>)
MAX CASTILLO (<i>ca-STEE-yo</i>)	DANIEL MENGDEN (<i>MING-den</i>)
TYLER CROPLEY (<i>crop-lee</i>)	EDWARD OLIVARES (<i>oh-lee-VAHR-es</i>)
BRETT DE GEUS (<i>duh GUS</i>)	JERMAINE PALAVCIOS (<i>pah-LAH-see-ohs</i>)
JONAH DIPOTO (<i>dih-POH-to</i>)	NICK PRATTO (<i>praw-toh</i>)
CLAY DUNGAN (<i>duhn-ginn</i>)	COLE RAGANS (<i>ray-gins</i>)
KALE EMSHOFF (<i>EM-shoff</i>)	FRANMIL REYES (<i>fran-MEAL</i>)
FREDDY FERMIN (<i>furr-meen</i>)	SAMAD TAYLOR (<i>suh-mod</i>)
MAIKEL GARCIA (<i>my-KELL gar-SEE-uh</i>)	ANTHONY VENEZIANO (<i>va-nee-zee-ee-ah-no</i>)
AMIR GARRETT (<i>uh-MEER</i>)	RYAN WEISS (<i>wyvs</i>)
RYAN GOINS (<i>GO-ins</i>)	NICK WITTGREN (<i>wit-grinn</i>)
ADEINY HECHAVARRÍA (<i>ah-DAY-nee etch-ah-vah-RIA</i>)	RYAN YARBROUGH (<i>YAHR-bro</i>)
ANDRÉS NÚÑEZ (<i>ahn-drez NOON-yez</i>)	ANGEL ZERPA (<i>AHN-hel SAIR-pah</i>)

OMAHA STORM CHASERS END OF SEASON ROSTER

PITCHERS (15+1)						
	B/T	Ht	Wt	BORN (AGE)	HOMETOWN	
56	Justin Anderson	L/R	6'3"	230 9/28/1992 (30)	Houston, Texas	
48	Joe Barlow	R/R	6'2"	200 9/28/1995 (27)	Riverton, Utah	
50	Max Castillo (40)	R/R	6'2"	285 5/4/1999 (24)	Caracas, Venezuela	
32	Christian Chamberlain	L/L	5'10"	175 7/20/1999 (24)	Reno, Nevada	
47	Dylan Coleman (40)	R/R	6'5"	235 9/16/1996 (27)	Potosi, Missouri	
36	Brett de Geus	R/R	6'2"	190 11/4/1997 (25)	Pleasanton, California	
55	Jonah Dipoto	R/R	6'1"	225 9/3/1996 (27)	Newport Beach, California	
38	Taylor Hearn (40)	L/L	6'6"	235 8/30/1994 (28)	Royse City, Texas	
54	Jonathan Heasley (40)	R/R	6'3"	235 1/27/1997 (26)	Plano, Texas	
57	Andrew Hoffmann	R/R	6'5"	205 2/2/2000 (23)	Plainfield, Illinois	
62	Will Klein	R/R	6'5"	230 11/28/1999 (23)	Bloomington, Indiana	
CATCHERS (2)						
	B/T	Ht	Wt	BORN (AGE)	HOMETOWN	
60	José Briceño	R/R	6'1"	230 9/19/1993 (30)	Caracas, Venezuela	
41	Kale Emshoff	R/R	6'2"	228 5/2/1998 (25)	Robstown, Texas	
INFIELDERS (6+1)						
	B/T	Ht	Wt	BORN (AGE)	HOMETOWN	
19	CJ Alexander	L/R	6'3"	215 7/17/1996 (27)	Merrillville, Indiana	
17	Angelo Castellano	R/R	5'10"	165 1/13/1995 (28)	San Diego, Venezuela	
6	Clay Dungan	L/R	5'11"	195 6/2/1996 (27)	Yorktown, Indiana	
2	Ryan Goins (D)	L/R	5'10"	180 2/13/1988 (35)	Round Rock, Texas	
34	Devin Mann	R/R	6'2"	210 2/11/1997 (26)	Columbus, Indiana	
3	Morgan McCullough	L/R	5'6"	190 12/19/1997 (25)	Seattle, Washington	
0	Samad Taylor (40)	R/R	5'8"	160 7/11/1998 (25)	Corona, California	
OUTFIELDERS (4)						
	B/T	Ht	Wt	BORN (AGE)	HOMETOWN	
24	Nate Eaton (40)	R/R	5'11"	200 12/22/1996 (26)	Chester, Virginia	
28	Tyler Gentry	R/R	6'0"	215 2/1/1999 (24)	Arlington, Tennessee	
7	John Rave	L/L	5'9"	200 12/30/1997 (25)	Bloomington, Illinois	
8	Bubba Thompson (40)	R/R	6'2"	195 6/9/1998 (25)	Mobile, Alabama	

(D) Development List (IL) Injured List (R) Rehab Assignment (40) 40-Man Roster

2023 STORM CHASERS NUMERICAL ROSTER

0	Taylor, Samad	16	Massey, Michael	35	Parrish, Drew	48	Taylor, Josh
3	Bradley, Tucker	17	Castellano, Angelo	36	Mengden, Daniel	48	Yarbrough, Ryan
3	McCullough, Morgan	18	Hicklen, Brewer	37	de Geus, Brett	48	Cox, Austin
4	Fermin, Freddy	19	Alexander, CJ	38	Kowar, Jackson	48	Barlow, Joe
4	Olivares, Edward	21	Mayers, Mike	38	Jenista, Greyson	50	Castillo, Max
6	Dungan, Clay	21	Velázquez, Nelson	38	Hearn, Taylor	51	Keller, Brad
7	Rave, John	22	Palacios, Jermaine	40	Pennington, Walter	52	Lynch IV, Daniel
8	Waters, Drew	24	Dye, Josh	41	Núñez, Andrés	52	McArthur, James
8	Isbel, Kyle	24	Eaton, Nate	41	Zerpa, Angel	54	Garrett, Amir
8	Thompson, Bubba	25	Reetz, Jakson	41	Emshoff, Kale	54	Heasley, Jonathan
9	Lopez, Nicky	25	Ragans, Cole	43	Snider, Collin	55	Dipoto, Jonah
9	Wallace, Paxton	25	Pratto, Nick	44	Weiss, Ryan	56	Veneziano, Anthony
11	Garcia, Maikel	25	Beaty, Matt	44	Marsh, Alec	56	Anderson, Justin
11	Hechavarría, Adeiny	26	Cropley, Tyler	45	Cuas, Jose	57	Hoffmann, Andrew
12	Camargo, Johan	28	Gentry, Tyler	45	Sisk, Evan	58	Kriske, Brooks
13	Loftin, Nick	31	Bowlan, Jonathan	46	Martinez, Marcelo	60	Briceño, José
14	Porter, Logan	32	Chamberlain, Christian	46	Cruz, Steven	61	Marquez, Emilio
15	Reyes, Franmil	34	Mann, Devin	46	Poteet, Cody	62	Wittgren, Nick
16	Blanco, Dairon	35	Staumont, Josh	47	Coleman, Dylan	62	Klein, Will

2023 BREAKING ROSTER

Pitchers (15): RHP Max Castillo, LHP Austin Cox, RHP Jonathan Heasley, RHP Jackson Kowar, RHP Brooks Kriske, LHP Marcelo Martinez, RHP Mike Mayers, RHP Andrés Núñez, LHP Drew Parrish, LHP Evan Sisk, RHP Collin Snider, RHP Josh Staumont, LHP Josh Taylor, RHP Ryan Weiss, RHP Nick Wittgren

Catchers (3): Freddy Fermin, Logan Porter, Jakson Reetz

Infielders (6): CJ Alexander, Angelo Castellano, Maikel Garcia, Nick Loftin, Nick Pratto, Samad Taylor

Outfielders (3): Dairon Blanco, Tucker Bradley, Tyler Gentry

76 DIFFERENT PLAYERS APPEARED IN A GAME FOR OMAHA IN 2023 (35 HITTERS, 41 PITCHERS)

APRIL (12)

1. 4/5 1B Nick Pratto recalled by KANSAS CITY from Omaha
2. 4/6 1B Nick Pratto optioned to Omaha
3. 4/12 LHP Josh Dye activated from the Development List
4. 4/14 RHP Josh Staumont recalled by KANSAS CITY from Omaha
5. RHP Dylan Coleman optioned to Omaha
6. 4/16 LHP Josh Taylor recalled by KANSAS CITY from Omaha
7. 4/21 C Freddy Fermin recalled by KANSAS CITY from Omaha
8. 4/25 OF Brewer Hicklen activated from the 7-Day Injured List
9. RHP Zach Willeman released
10. 4/27 OF Nate Eaton optioned to Omaha
11. 4/28 1B Nick Pratto recalled by KANSAS CITY from Omaha
12. 4/29 C Freddy Fermin optioned to Omaha

MAY (42)

13. 5/2 INF Maikel Garcia recalled by KANSAS CITY from Omaha
14. C Freddy Fermin recalled by KANSAS CITY from Omaha
15. LHP Josh Dye released
16. 5/3 RHP Jonah Dipoto transferred to Omaha from NW Arkansas (AA)
17. LHP Walter Pennington transferred to Omaha from NW Arkansas (AA)
18. LHP Austin Cox selected by KANSAS CITY from Omaha
19. RHP Jose Cuas optioned to Omaha
20. 5/4 LHP Marcelo Martinez placed on the Development List
21. OF Franmil Reyes optioned to Omaha
22. INF Clay Dungan activated from the 7-Day Injured List
23. LHP Austin Cox optioned to Omaha
24. 5/5 RHP Jonathan Heasley recalled by KANSAS CITY from Omaha
25. OF Nate Eaton recalled by KANSAS CITY from Omaha
26. 5/6 RHP Daniel Mengden activated from the Development List
27. 5/7 LHP Daniel Lynch's rehab assignment transferred to Omaha
28. RHP Jonathan Heasley optioned to Omaha
29. RHP Max Castillo recalled by KANSAS CITY from Omaha
30. 5/8 RHP Jose Cuas recalled by KANSAS CITY from Omaha
31. RHP James McArthur optioned to Omaha
32. OF Franmil Reyes designated for assignment.
33. 5/9 OF Drew Waters sent on a rehab assignment to Omaha
34. 5/12 RHP Brett de Geus placed on the Development List
35. 5/16 INF Nicky Lopez sent on a rehab assignment to Omaha
36. INF Johan Camargo activated from the 7-Day Injured List
37. RHP Jackson Kowar recalled by KANSAS CITY from Omaha
38. RHP Max Castillo optioned to Omaha
39. 5/17 RHP Mike Mayers selected by KANSAS CITY from Omaha
40. 5/19 LHP Anthony Veneziano transferred to Omaha from NW Arkansas (AA)
41. RHP Max Castillo recalled by KANSAS CITY from Omaha
42. 5/20 RHP Jackson Kowar optioned to Omaha
43. RHP Ryan Weiss released

44. 5/22 INF Nicky Lopez returned to KANSAS CITY from rehab assignment
45. 5/23 INF Greyson Jenista activated by Omaha
46. INF CJ Alexander placed on the 7-Day Injured List
47. RHP Nick Wittgren selected by KANSAS CITY from Omaha
48. RHP Max Castillo optioned to Omaha
49. 5/24 OF Nate Eaton optioned to Omaha
50. 5/26 OF Drew Waters returned to KANSAS CITY from rehab assignment
51. 5/28 LHP Daniel Lynch returned to KANSAS CITY from rehab assignment
52. INF CJ Alexander activated from the 7-Day Injured List
53. INF Greyson Jenista transferred to NW Arkansas (AA) from Omaha
54. 5/30 RHP Brett de Geus transferred to NW Arkansas (AA) from Omaha

JUNE (46)

55. 6/1 INF Nick Loftin placed on the 7-Day Injured List
56. LHP Marcelo Martinez activated from the Development List
57. 6/2 RHP Jackson Kowar recalled by KANSAS CITY from Omaha
58. 6/7 LHP Austin Cox recalled by KANSAS CITY from Omaha
59. 6/9 OF Nate Eaton recalled by KANSAS CITY from Omaha
60. 6/11 INF CJ Alexander placed on the 7-Day Injured List
61. INF Greyson Jenista transferred to Omaha from NW Arkansas (AA)
62. INF Paxton Wallace transferred to Omaha from Quad Cities (A+)
63. 6/12 OF Dairon Blanco selected by KANSAS CITY from Omaha
64. 6/13 RHP Will Klein transferred to Omaha from NW Arkansas (AA)
65. RHP Alec Marsh transferred to Omaha from NW Arkansas (AA)
66. OF John Rave transferred to Omaha from NW Arkansas (AA)
67. INF Greyson Jenista transferred to NW Arkansas (AA) from Omaha
68. INF Paxton Wallace transferred to Quad Cities (A+) from Omaha
69. OF Kyle Isbel sent on a rehab assignment to Omaha
70. INF Matt Beaty assigned to Omaha
71. INF Jermaine Palacios assigned to Omaha
72. 6/15 INF Johan Camargo released
73. 6/16 INF Adeiny Hechavarria assigned to Omaha
74. INF Samad Taylor recalled by KANSAS CITY from Omaha
75. OF Nate Eaton optioned to Omaha
76. C José Briceño transferred to Omaha from NW Arkansas (AA)
77. C Jakson Reetz released
78. 6/18 RHP Brooks Kriske selected by KANSAS CITY from Omaha
79. INF Matt Beaty selected by KANSAS CITY from Omaha
80. 6/20 LHP Drew Parrish transferred to NW Arkansas (AA) from Omaha
81. RHP Jonathan Bowlan transferred to Omaha from NW Arkansas (AA)
82. LHP Christian Chamberlain transferred to Omaha from NW Arkansas (AA)
83. 6/22 LHP Amir Garrett sent on a rehab assignment to Omaha
84. RHP Mike Mayers sent outright to Omaha
85. 6/23 OF Nate Eaton recalled by KANSAS CITY from Omaha
86. INF Paxton Wallace transferred to Omaha from Quad Cities (A+)
87. 6/24 LHP Ryan Yarbrough sent on a rehab assignment to Omaha
88. RHP Jackson Kowar optioned to Omaha

- 89. RHP **James McArthur** recalled by KANSAS CITY from Omaha
- 90. 6/26 OF **Nate Eaton** optioned to Omaha
- 91. 6/27 RHP **Daniel Mengden** released
- 92. RHP **Andrés Núñez** traded to Boston Red Sox
- 93. OF **Kyle Isbel** returned to KANSAS CITY from rehab assignment
- 94. 6/28 LHP **Angel Zerpa**'s rehab assignment transferred to Omaha
- 95. RHP **Brad Keller** sent on a rehab assignment to Omaha
- 96. LHP **Marcelo Martínez** released
- 97. 6/30 RHP **Alec Marsh** recalled by KANSAS CITY from Omaha
- 98. RHP **James McArthur** optioned to Omaha
- 99. INF **Michael Massey** sent on a rehab assignment to Omaha
- 100. LHP **Amir Garrett** returned to KANSAS CITY from rehab assignment

JULY (31)

- 101. 7/1 LHP **Cole Ragans** acquired in a trade with TEXAS and optioned to Omaha
- 102. RHP **Brooks Kriske** optioned to Omaha
- 103. RHP **Collin Snider** recalled by KANSAS CITY from Omaha
- 104. 7/4 INF **Michael Massey** returned to KANSAS CITY from rehab assignment
- 105. RHP **Jonathan Heasley** recalled by KANSAS CITY from Omaha
- 106. LHP **Austin Cox** optioned to Omaha
- 107. INF **Samad Taylor** optioned to Omaha
- 108. 7/5 RHP **Dylan Coleman** recalled by KANSAS CITY from Omaha
- 109. 7/9 INF **Samad Taylor** recalled by KANSAS CITY from Omaha
- 110. LHP **Ryan Yarbrough** returned to KANSAS CITY from rehab assignment
- 111. 7/12 RHP **Mike Mayers** traded to Chicago White Sox
- 112. RHP **Steven Cruz** transferred to Omaha from NW Arkansas (AA)
- 113. INF **Paxton Wallace** transferred to Quad Cities (A+) from Omaha
- 114. 7/14 INF **Nick Loftin** activated from the 7-Day Injured List
- 115. INF **CJ Alexander** activated from the 7-Day Injured List
- 116. LHP **Angel Zerpa** returned from rehab assignment and optioned to Omaha
- 117. 7/15 LHP **Cole Ragans** recalled by KANSAS CITY from Omaha
- 118. 7/16 LHP **Cole Ragans** optioned to Omaha
- 119. RHP **Max Castillo** recalled by KANSAS CITY from Omaha
- 120. LHP **Emilio Marquez** transferred to Omaha from Quad Cities (A+)
- 121. RHP **Brooks Kriske** placed on the temporarily inactive list.
- 122. RHP **Collin Snider** optioned to Omaha
- 123. 7/18 LHP **Emilio Marquez** transferred to Quad Cities (A+) from Omaha
- 124. INF **Samad Taylor** optioned to Omaha
- 125. 7/19 INF **Matt Beaty** sent on a rehab assignment to Omaha
- 126. LHP **Austin Cox** recalled by KANSAS CITY from Omaha
- 127. 7/20 RHP **Max Castillo** optioned to Omaha
- 128. 7/27 RHP **Brad Keller** returned to KANSAS CITY from rehab assignment
- 129. 7/28 INF **Samad Taylor** recalled by KANSAS CITY from Omaha
- 131. 7/30 LHP **Taylor Hearn** acquired in a trade with TEXAS and optioned to Omaha
- 131. 7/31 OF **Nelson Velázquez** acquired in a trade with CHICAGO and optioned to Omaha

AUGUST (39)

- 132. 8/1 INF **Matt Beaty** returned to KANSAS CITY from rehab assignment
- 133. LHP **Angel Zerpa** recalled by KANSAS CITY from Omaha
- 134. RHP **James McArthur** recalled by KANSAS CITY from Omaha
- 135. RHP **Jackson Kowar** recalled by KANSAS CITY from Omaha
- 136. INF **Jermaine Palacios** released
- 137. LHP **Drew Parrish** transferred to Omaha from NW Arkansas (AA)
- 138. 8/2 LHP **Cole Ragans** recalled by KANSAS CITY from Omaha
- 139. RHP **James McArthur** optioned to Omaha
- 140. RHP **Jackson Kowar** optioned to Omaha
- 141. INF **Devin Mann** acquired in a trade with LOS ANGELES and assigned to Omaha

- 142. 8/4 RHP **James McArthur** recalled by KANSAS CITY from Omaha
- 143. RHP **Joe Barlow** claimed off waivers from TEXAS and optioned to Omaha
- 144. 8/8 LHP **Taylor Hearn** recalled by KANSAS CITY from Omaha
- 145. 8/10 OF **Nelson Velázquez** recalled by KANSAS CITY from Omaha
- 146. RHP **Brett de Geus** transferred to Omaha from NW Arkansas (AA)
- 147. 8/12 RHP **Max Castillo** recalled by KANSAS CITY from Omaha
- 148. RHP **Jonathan Heasley** optioned to Omaha
- 149. RHP **Andrew Hoffmann** transferred to Omaha from NW Arkansas (AA)
- 150. 8/13 OF **Edward Olivares** optioned to Omaha
- 151. OF **Bubba Thompson** claimed off waivers from TEXAS and optioned to Omaha
- 152. INF **Adeiny Hechavarría** released
- 153. OF **Brewer Hicklen** placed on the development list
- 154. 8/15 OF **Tucker Bradley** transferred to NW Arkansas (AA) from Omaha
- 155. OF **Brewer Hicklen** reinstated from the development list
- 156. 8/16 RHP **James McArthur** optioned to Omaha
- 157. OF **Brewer Hicklen** placed on the development list
- 158. 8/17 RHP **Jackson Kowar** recalled by KANSAS CITY from Omaha
- 159. INF **Nick Pratto** sent on a rehab assignment to Omaha
- 160. 8/18 RHP **Max Castillo** optioned to Omaha
- 161. 8/22 LHP **Drew Parrish** transferred to NW Arkansas (AA) from Omaha
- 162. RHP **Dylan Coleman** optioned to Omaha
- 163. 8/23 OF **Brewer Hicklen** traded to Philadelphia Phillies
- 164. 8/25 RHP **Collin Snider** recalled by KANSAS CITY from Omaha
- 165. INF **Nick Pratto** returned to KANSAS CITY from rehab assignment
- 166. LHP **Christian Chamberlain** placed on the 7-Day Injured List
- 167. 8/28 LHP **Drew Parrish** transferred to Omaha from NW Arkansas (AA)
- 168. LHP **Taylor Hearn** optioned to Omaha
- 169. 8/29 RHP **Steven Cruz** selected by KANSAS CITY from Omaha
- 170. 8/30 INF **Nick Pratto** sent on a rehab assignment to Omaha

SEPTEMBER (25)

- 171. 9/1 RHP **Joe Barlow** designated for assignment
- 172. INF **Nick Loftin** selected by KANSAS CITY from Omaha
- 173. OF **Edward Olivares** recalled by KANSAS CITY from Omaha
- 174. RHP **James McArthur** recalled by KANSAS CITY from Omaha
- 175. INF **Morgan McCullough** transferred to Omaha from NW Arkansas (AA)
- 176. 9/2 RHP **Will Klein** placed on the 7-Day Injured List
- 177. 9/3 LHP **Christian Chamberlain** activated from the 7-Day Injured List
- 178. RHP **Joe Barlow** sent outright to Omaha
- 179. INF **Samad Taylor** optioned to Omaha
- 180. 9/7 INF **Matt Beaty** optioned to Omaha
- 181. 9/8 INF **Nick Pratto** returned to KANSAS CITY from rehab assignment
- 182. 9/10 C **Kale Emshoff** transferred to Omaha from Quad Cities (A+)
- 183. 9/10 C **Tyler Cropley** optioned to Omaha
- 184. 9/11 C **Tyler Cropley** designated for assignment
- 185. C **Logan Porter** selected by KANSAS CITY from Omaha
- 186. 9/12 RHP **Will Klein** activated from the 7-Day Injured List
- 187. 9/13 C **Tyler Cropley** sent outright to Omaha
- 188. 9/14 C **Kale Emshoff** placed on the development list
- 189. 9/18 C **Tyler Cropley** selected by KANSAS CITY from Omaha
- 190. C **Kale Emshoff** activated from the development list
- 191. 9/19 RHP **Jonathan Bowlan** recalled by KANSAS CITY from Omaha
- 192. LHP **Anthony Veneziano** selected by KANSAS CITY from Omaha
- 193. INF **Matt Beaty** designated for assignment
- 194. RHP **Justin Anderson** transferred to Omaha from NW Arkansas (AA)
- 195. 9/21 LHP **Daniel Lynch** sent on a rehab assignment to Omaha



#50 MAX CASTILLO

RIGHT-HANDED PITCHER

BORN: May 4, 1999 in Caracas, Venezuela (Age 24)
HOMETOWN: Caracas, Venezuela
RESIDES: Caracas, Venezuela
HEIGHT/WEIGHT: 6'2" / 285 LBS
TRADED: August 2, 2022 – from Toronto with Samad Taylor to Kansas City in exchange for Whit Merrifield.
SIGNED: September 25, 2015 – International Free Agent (Toronto)
MLB SERVICE TIME (ENTERING 2022): 56 Days
SEASON WITH STORM CHASERS: 2nd Season

SCOUTING REPORT (4SFB, CH, SL)

PITCH	4-SEAM FB	CHANGEUP	SLIDER
USAGE	50.3%	25.0%	22.6%
AVG. VELOCITY	91.8MPH	85.2MPH	81.3MPH
WHIFF %	7.92%	12.73%	12.73%
STRIKEOUTS	44	25	24
HOME RUNS	12	8	9
OPPONENT AVG.	.280 (60-for-214)	.226 (30-for-133)	.232 (23-for-99)

2023 SEASON AT A GLANCE

Castillo made **21 starts** for the Storm Chasers and pitched in **29 games overall** in 2023 between Omaha and Kansas City ... Had 5 stints this year in Triple-A, to go along with 4 stints with the Royals in the big leagues (5/7-5/16, 5/19-5/23, 7/16-7/20, 8/12-8/18).
 Omaha went 9-12 in games Castillo started this season, 7-3 when he got multiple runs of support and 2-9 when he got less than 2 runs.
 Led the Chasers with 6 quality starts (of the team's 24 total QS), including 2 of his last 3 ... 1st on the team in strikeouts (94), 1st in innings pitched (116.0 IP), 1st in starts (21) ... lowest BABIP (.257) & BB/9 (2.17) among 19 Royals minor leaguers with at least 75.0 IP this season.
Since June 1, 31 of the 43 runs he allowed with Omaha (72% came on home runs (25 HR – 19 Solo HR, 6 two-run HR)).
Since May 28, Castillo led the International League with a 1.10 WHIP (among 22 qualified pitchers).
 First 5 Omaha Starts: 6.66 ERA (18 ER in 24.1 IP), 1.81 WHIP (10 BB & 34 H), .333 opponents' average (34-for-102), 9 strikeouts (3.3 K/9).
 Castillo since May 28: 4.03 ERA (41 ER in 91.2 IP), 1.10 WHIP (18 BB & 83 H), .235 opponents' average (83-for-353), 85 strikeouts (8.4 K/9).

2023 HIGHLIGHTS

- Opted to Omaha on March 22 and opened the season with the Chasers ... has only pitched out of the bullpen with the Royals, averaging 3.0 innings per MLB outing ... 21 of 22 appearances with Omaha were starts, averaged almost 5 1/3 innings per game in Triple-A.
- Started twice in home-opening series vs. Toledo (4/4 and 4/9) ... allowed 4 runs over 4.1 innings in both starts.
- Was supposed to start 4/15 @ Iowa and then 4/16 @ Iowa (G1), but neither game was played due to inclement weather, his turn in the rotation was skipped and didn't pitch again until 4/20 vs. GWN, his first start of 5.0 complete innings.
- Recalled by Kansas City on May 7 after 5 starts with Omaha ... pitched in 4 games out of the bullpen for the Royals across two stints ...
- optioned again May 23 and 4 of his next 6 starts with Omaha were quality starts.
- Threw 3 quality starts in a 4-start stretch, between May 28 and June 1, 5/28 @ STP (6.0 IP 1 ER), 6/9 @ IND (6.0 IP 1 ER) & 6/15 vs. COL (6.0 IP 2 ER) ... left with a 6-1 lead in St. Paul but got a no-decision as the Saints took a lead against the bullpen ... came 1 off a career-high with 8 strikeouts and earned his first win in Indianapolis ... earned his second win and did not walk or strike out a batter against Columbus.
- Was scheduled to start 7/7 @ GWN but instead made his first appearance out of the bullpen with Omaha this year as the "bulk" pitcher at the end of the game ... allowed 3 runs on a pair of homers but did not walk a batter.
- Slated to pitch 7/16 for Omaha, was instead called up to Kansas City and pitched out of the bullpen July 19 vs. Detroit, threw the final 3.0 innings and allowed just one single, retiring 9 of 10 batters with 1 strikeout, optioned on 7/20.
- Combining his last two stints with the Storm Chasers, has made 10 starts and pitched at least 5.0 innings in his last 9 starts, tied a season-high with 8 strikeouts 3 times in a span of 4 starts (8/2 to 8/27)
- Over seven relief appearances with Kansas City, has two scoreless outings, has pitched as few as 1.2 innings, as many as 4.2 innings, typically pitching in the second half of the game and has twice served as the "bulk" pitcher behind an opener.

CAREER NOTES

- 2022**
 - Began the 2022 season in the Toronto Blue Jays organization and made 20 appearances (11 in the Minor Leagues and 9 in the big leagues) before being acquired by Kansas City in a trade on August 2 with Samad Taylor in exchange for Whit Merrifield ... had three stints with the Royals: August 18-20, September 4-7 and September 25 through the end of the season.
 - Started the year back in New Hampshire (AA), earned a promotion on May 15 to Buffalo (AAA), where he had a 2-0 record and a 0.66 ERA (2 ER in 27.1 IP) over five games (three starts), then made his MLB debut on June 19 vs. the Yankees, pitching 1.0 inning in relief.
 - After being traded to Kansas City minutes before the Trade Deadline from Toronto, was assigned to Omaha (AAA) and appeared in two games before being recalled to make his Royals debut August 18 @ Tampa Bay.
 - Pitched to a 2.97 ERA (10 ER in 30.1 IP) in his first 11 MLB games (4 starts), including two starts with the Royals where he allowed just 3 R in 9.2 IP ... but in his final three outings (two starts) of the year, allowed 16 R on 15 H in 9.0 IP, raising his ERA from 2.97 to 5.95.
- 2021**
 - Spent the entire season with the New Hampshire Fisher Cats (AA), appearing in 21 games (20 starts) while going 11-4 with a 4.85 ERA (55 ER in 102.0 IP) and 89 strikeouts ... 2021 marked his third consecutive season with double-digit wins and triple-digit innings.
 - Led all Double-A pitchers with 11 wins, while third in the league in innings pitched and tied fourth in starts ... among qualified pitchers in the Double-A Northeast League, was fourth in opponents' average (.265), fifth in ERA and fifth in WHIP (1.38).
- 2019**
 - Spent the entire year with the Dunedin Blue Jays (A+) and was named a Florida State League postseason All-Star ... made six scoreless starts, with at least one in each month ... tied for the Toronto organization lead in wins (11), while 4th in innings (130.1), tied 4th in starts (24) and 5th in strikeouts (114) ... among qualified Blue Jays farmhands, 2nd in the system in ERA, 2nd in WHIP (1.10) and 3rd in opponents' average (.235).
- 2018**
 - Spent his first year of full-season ball with the Lansing Lugnuts (A) ... tied 3rd in the Midwest League in wins (10), 7th in innings (131.1) and tied 9th in strikeouts (115) ... set career highs in innings and strikeouts en route to being named a Midwest League Midseason All-Star, pitched 1.0 scoreless inning with two strikeouts in the Midwest League All-Star Game on June 19 at Lansing's home field, Cooley Law School Stadium.
 - Threw the longest scoreless streak of his career, 20.1 scoreless innings between June 15 and July 3, spanning 3 starts.
- 2017**
 - Spent the entire season with the Bluefield Blue Jays (R) in the Appalachian League, going a perfect 6-0 across 10 starts with a 3.80 ERA (20 ER in 47.1 IP) ... struck out 52 batters while walking only 7, producing the highest SO/9 of his career (9.89).
- 2016**
 - Split his first professional season between Toronto's Rookie affiliates in the Dominican Summer League and Gulf Coast League, making 13 combined appearances (12 starts) while pitching to a 4.14 ERA (23 ER in 50.0 IP) and a 1.22 WHIP ... transferred to the GCL Blue Jays less than a month into the season, on June 24, after four outings in the DSL where he never allowed more than one run in a game.

CAREER PITCHING

SEASON TEAM	W	L	ERA	G	GS	CG	SHO	SV	SVO	IP	H	R	ER	HR	HB	BB	IBB	SO	WHIP	AVG	AB	WP	BK	GDP	TBF	NP-S	
2016 DSL Blue Jays (R)	0	0	2.45	4	3	0	0	0	0	11.0	7	3	3	0	1	3	0	11	0.91	.175	40	2	0	44	79-62		
GCL Blue Jays (R)	2	3	4.62	9	9	0	0	0	0	39.0	38	23	20	2	3	13	0	29	1.31	.257	148	6	0	3	169	286-220	
2017 Bluefield (R)	6	0	3.80	10	10	0	0	0	0	47.1	54	23	20	4	1	7	0	52	1.29	.284	190	4	1	4	200	730-505	
2018 Lansing (A)	10	5	4.52	28	22	0	0	1	2	131.1	142	74	66	12	7	42	0	115	1.40	.277	512	13	3	10	568	2033-1320	
2019 Dunedin (A+)	11	5	2.69	24	24	0	0	0	0	130.1	115	46	39	8	4	28	0	114	1.10	.235	489	3	0	8	523	2004-1346	
2020	Did not pitch (No Minor League season)																										
2021 New Hampshire (AA)	11	4	4.85	21	20	0	0	0	0	102.0	106	60	55	12	4	35	0	89	1.38	.265	400	9	1	6	441	1669-1086	
2022 New Hampshire (AA)	3	1	3.10	6	6	0	0	0	0	29.0	21	10	10	3	0	14	0	35	1.21	.198	106	2	0	0	122	465-287	
Buffalo (AAA)	2	0	0.66	5	3	0	0	0	0	27.1	10	2	2	2	1	10	0	29	0.73	.112	89	0	0	2	100	384-244	
Omaha (AAA)	1	1	8.44	7	6	0	0	0	0	21.1	35	24	20	3	2	9	0	22	2.06	.354	99	0	0	1	113	437-289	
TORONTO	0	0	3.05	9	2	0	0	0	0	20.2	15	9	7	4	0	5	0	20	0.97	.197	76	1	0	2	81	334-209	
KANSAS CITY	0	2	9.16	5	4	0	0	0	0	18.2	23	19	19	4	2	10	0	17	1.77	.307	75	1	0	1	89	363-223	
2023 Omaha (AAA)	6	7	4.58	22	21	0	0	0	0	116.0	117	66	59	31	3	28	0	94	1.25	.257	455	7	0	7	490	1845-1198	
KANSAS CITY	0	1	4.43	7	0	0	0	0	0	20.1	20	10	10	2	3	9	1	10	1.43	.267	75	0	0	3	89	342-216	
MAJOR LEAGUE TOTALS (2 Seasons)	0	3	5.43	21	6	0	0	0	0	59.2	58	38	36	10	5	24	1	47	1.37	.257	226	2	0	6	259	1039-648	
Minor League Totals (7 Seasons)	52	26	4.04	136	124	0	0	1	2	654.2	645	331	294	77	26	189	0	590	1.27	.255	2528	46	5	41	2770	9932-6557	

SEASON / CAREER HIGHS

SEASON	CAREER
9/9/2023 @ Iowa 6.1	INNINGS PITCHED 7.0 (3x) Last: 5/20/2022 vs. Syracuse
4/9/2023 vs. Toledo 9	HITS ALLOWED 10 (2x) Last: 8/7/2018 @ Hartford
4/20/2023 vs. Gwinnett 7	RUNS ALLOWED 8 (2x) Last: 6/10/2018 @ Fort Wayne
Last: 5/21/2023 @ CHICAGO (AL) 5 (2x)	EARNED RUNS ALLOWED 8 (2x) Last: 6/10/2018 @ Fort Wayne
7/28/2023 @ Columbus 3	HOME RUNS ALLOWED 3 7/28/2023 @ Columbus
8/8/2023 vs. Iowa 4	WALKS ALLOWED 4 (6x) Last: 9/25/2022 vs. SEATTLE
Last: 8/27/2023 vs. St. Paul 8 (4x)	STRIKEOUTS 9 5/30/2018 vs. Lake County
9/9/2023 @ Iowa 27	BATTERS FACED 27 9/9/2023 @ Iowa
6/3/2023 vs. Memphis 100	PITCHES THROWN 100 6/3/2023 vs. Memphis
6/9/2023 to 6/15/2023 8.1	SCORELESS STREAK 20.1 IP 6/15/2018 to 7/3/2018

2023 RUN SUPPORT (OMAHA STARTS ONLY)

RUNS SCORED	0	1	2	3	4	5	6	7	8	9	10+
GAMES	5	6		5		2	2			1	
PLAYER W-L	0-4	0-2		2-1		2-0	1-0			1-0	
TEAM W-L	1-4	1-5		3-2		2-0	1-1			1-0	

2023 GAME-BY-GAME

DATE	OPPONENT	RES	LEFT GAME	DEC	IP	H	R	ER	HR	HB	BB	SO	BF	NP-S
4/4	vs. Toledo	L, 9-2	Top 5th, losing 4-1	L	4.1	6	4	4	1	0	2	2	20	74-46
4/9	vs. Toledo	L, 8-2	Top 5th, losing 4-1	L	4.1	9	4	3	2	0	1	1	24	94-60
4/20	vs. Gwinnett	L, 9-3	End 5th, losing 7-3	L	5.0	6	7	4	1	0	3	2	23	75-46
4/26	@ Nashville	L, 5-0	Bottom 6th, losing 2-0	L	5.1	7	2	2	1	0	1	1	23	85-59
5/2	vs. Louisville	L, 10-4	Top 6th, losing 4-0	L	5.1	6	5	5	1	0	3	3	24	91-55
5/8	CHICAGO (AL) * W, 12-5	END 9TH, WON 12-5			2.2	2	1	1	0	1	2	1	13	47-30
5/12	@ MILWAUKEE * L, 5-1	BOTTOM 6TH, LOSING 3-0			4.1	6	2	2	1	0	3	4	20	80-49
5/15	@ SAN DIEGO * L, 4-0	MIDDLE 7TH, LOSING 3-0			2.1	0	0	0	0	0	1	3	8	42-25
5/21	@ CHICAGO (AL) * L, 5-2	BOTTOM 7TH, LOSING 5-2			4.2	8	5	5	1	0	0	1	22	76-52
5/28	@ St. Paul (Q)	L, 10-6	Middle 7th, winning 6-1		6.0	4	1	1	0	0	0	4	21	69-46
6/3	vs. Memphis	L, 4-2	Top 6th, losing 4-0	L	5.1	5	4	3	1	0	1	6	22	100-59
6/9	@ Indianapolis (Q)	W, 6-2	Middle 7th, winning 5-1	W	6.0	4	1	1	1	0	1	8	25	89-61
6/15	vs. Columbus (Q)	W, 4-2	End 6th, winning 3-2	W	6.0	4	2	2	1	0	0	21	75-51	
6/21	@ Rochester	W, 7-3	Middle 6th, tying 3-3		5.0	6	3	2	1	0	0	4	21	94-61
6/30	vs. Iowa (Q)	L, 6-5	End 6th, tied 3-3		6.0	3	3	3	2	0	3	2	23	89-52
7/7	@ Gwinnett *	L, 9-6	End 8th, losing 9-6		4.0	3	3	3	2	0	0	4	15	59-39
7/19	DETROIT *	W, 12-5	MIDDLE 9TH, LOSING 3-2		3.0	1	0	0	0	0	0	1	10	37-28
7/22	vs. St. Paul	W, 8-5	Top 5th, losing 4-0		4.1	7	4	4	2	0	0	2	20	67-49
7/28	@ Columbus	W, 7-6	Bottom 6th, winning 6-4	W	5.1	6	4	4	3	0	0	6	22	88-63
8/2	@ Louisville	L, 5-4	Middle 6th, losing 4-1		5.0	3	4	3	1	1	1	8	22	85-56
8/8	vs. Iowa	L, 8-2	Top 6th, losing 2-1		5.2	3	2	2	2	0	4	8	24	93-56
8/15	SEATTLE *	L, 10-8 (10)	TOP 7TH, LOSING 8-5		1.2	1	1	1	0	1	1	0	8	32-18
8/17	SEATTLE *	L, 6-4	TOP 6TH, LOSING 2-1		1.2	2	1	1	0	1	2	0	8	28-14
8/22	vs. St. Paul	W, 14-4	End 5th, winning 9-4	W	5.0	5	4	4	2	0	2	4	22	71-47
8/27	vs. St. Paul	W, 5-3	End 5th, winning 5-3	W	5.0	5	3	3	1	0	2	8	22	95-61
9/2	vs. Louisville	L, 4-2	Top 6th, tied 1-1		5.2	6	1	1	1	1	1	6	24	93-66
9/9	@ Iowa (Q)	W, 4-2	Top 7th, tied 1-1		6.1	7	1	1	1	0	2	6		



#35 DREW PARRISH

LEFT-HANDED PITCHER

BORN: December 8, 1997 in Cape Canaveral, Florida (Age 25)

HOMETOWN: Rockledge, Florida

RESIDES: Tallahassee, Florida

HEIGHT/WEIGHT: 5'11" / 200 LBS

DRAFTED: 2019 MLB Draft – Round 8 (229TH Overall)

COLLEGE: Florida State University (Tallahassee, Florida)

HIGH SCHOOL: Rockledge High School (Rockledge, Florida)

SEASON WITH STORM CHASERS: 2nd Season

SCOUTING REPORT (SNK, CH, CB)

PITCH	SINKER	CHANGEUP	CURVEBALL
USAGE	52.4%	32.5%	14.8%
AVG. VELOCITY	89.8MPH	80.2MPH	72.0MPH
WHIFF %	8.72%	18.80%	8.02%
STRIKEOUTS	27	32	5
HOME RUNS	13	8	3
OPPONENT AVG.	.316 (56-for-177)	.274 (34-for-124)	.233 (7-for-30)

2023 SEASON AT A GLANCE

- Parrish made **18 starts** for the Storm Chasers and pitched in **28 games overall** in 2023 between Omaha and NW Arkansas ... had 3 stints this year in Triple-A (3/31-6/20, 8/1-8/22 and 8/30-9/25) around 2 stints in Double-A with NWA.
- Omaha went 10-8 in games Parrish started this season, 8-3 when he got 3+ runs of support, 2-6 when he got 2 runs of support or less
- 117.0 innings pitched between AA & AAA ranked 4th in the Royals system, while 24 starts between were tied 4th ... his 44.5% fly ball rate was the highest among Royals minor leaguers (min 70.0 IP) ... in that group, his 2.46 HR/9 was the worst and 1.32 K/BB was 2nd-worst.
- First 11 outings with Omaha (3/31-6/21)-2-2, 5.32 ERA (26 ER in 44.1 IP), 27 BB, 38 K, 1.68 WHIP, .281 opponents' average (47-for-167)
- Last 10 outings with Omaha (6/3-9/23)-3-4, 9.23 ERA (41 ER in 40.0 IP), 31 BB, 26 K, 2.03 WHIP, .303 opponents' average (50-for-165)

2023 HIGHLIGHTS

- Opened the season with Omaha with 13 games (12 starts) for the Storm Chasers ... was transferred to NW Arkansas (AA) June 20 and made six starts for the Nationals, including 3 quality starts, before returning to Omaha on August 1 ... pitched 3 games (2 starts) for Omaha and took losses in all 3, transferred back to NWA on 8/22 for a relief appearance, then back to Omaha on 8/29.
- In April, pitched in 5 games (4 starts), with a 1.71 ERA (4 ER in 21.0 IP) with 10 BB and 20 K with a .157 opponents' average.
- Held his opponent scoreless over 12.1 innings between May 14 and June 2 – back-to-back scoreless starts **5/20 vs. TOL** & **5/26 vs. STP**, combined for 9.0 IP with 4 H, 9 BB and 4 K, earned his first win as a starter in St. Paul and got double plays to end the 2nd, 3rd and 4th innings.
- Made his season debut in relief behind Austin Cox on 4/1 @ **IND**, threw 3.0 hitless and scoreless inning and earned the win ... his next 12 outings with Omaha were starts, but only pitched through 5.0 innings in 6 of those 12 starts.
- Threw his only Triple-A quality start of the season on **4/28 @ NAS** with 6.0 shutout innings and held the Sounds to one hit, a leadoff double in the 1st ... retired his next 12, then walked batters to lead off the 5th and 6th innings, but neither got past 1st base.
- 5/4 vs. LOU:** Set career highs/worst in hits (10), runs (9) and homers (5) allowed ... surrendered 4 runs in the 1st on 4 straight hits with one out, including back-to-back HR, 4 more runs in the 3rd on a pair of 2-run HR ... allowed 1 more run in the 5th on his 5th HR of the day.
- Made quality starts in 3 of 6 starts in Double-A with NWA, including 6.0 scoreless innings in his 2023 Nationals debut on **6/24 @ TUL**, with just 2 hits and a season-high 7 strikeouts ... also made 3 starts of less than 5.0 innings ... in the only game of his 2nd stint with NWA, earned his second pro save, took over in the 7th inning for Brad Keller and pitched 3.0 scoreless innings to finish the game beginning with pitched a 1-2-3 7th inning, then loaded the bases in the bases in the 8th and 9th innings, stranded them both times.
- Struggled in his 2nd stint with Omaha – pitched to a 23.14 ERA (18 ER in 7.0 IP) with 14 H and 11 BB, to just 6 K between 8/3 and 8/16 ... walked 5 in his return to Triple-A in a start on **8/16 @ LOU**, then did not get out of the first inning, allowed 8 ER in 0.2 IP **8/9 vs. IOW** ... came in behind opener Will Klein on **8/16 @ TOL**, but allowed 5 runs over 4.0 innings and took his third straight loss with the Chasers.
- Pitched in 5 games in his 3rd stint with Omaha, had a trio of 5.0-inning starts, as well as a 4.2-inning bulk relief appearances ... 3 strikeouts on **9/23 @ COL** were his most in a game over the final two months of the season.

CAREER NOTES

- 2022**
- Split the season between NW Arkansas (AA) and Omaha (AAA), making 27 appearances (25 starts) with a 7-11 record and 4.13 ERA (59 ER in 128.2 IP) ... opened the season in Double-A and was named the Nationals' pitcher of the Year by the Royals.
- Started Opening Day for the Nationals and made 10 starts, going 4-3 with a 2.13 ERA (13 ER in 55.0 IP), while striking out 48 and walking just 14 (3.43 K/BB) ... despite an early June promotion, ranked 2nd on the NWA staff with four quality starts and ended the year having throwing the most 1-2-3 innings on the staff, 28 times retiring the opposing team in order in an inning (in 55.0 innings).
- Named the Texas League's Pitcher of the Month in May, went 3-1 in 5 starts with a 0.59 ERA (2 ER in 30.2 IP), allowed just 15 hits and 4 walks ... struck out 29 and led the league with 30.2 IP, with league's lowest ERA and WHIP (0.62) among qualifiers and a .144 opponents' average ... did not allow an earned run over four starts (25.2 IP) from 5/7 to 5/26 ... earned back-to-back Texas League Pitcher of the Week honors in May, throwing consecutive 7.0-inning scoreless starts on May 7 @ Springfield (STL) and May 13 vs. Wichita (MIN).
- After throwing 3.0 innings in his Opening Day start on April 8 @ Springfield, threw nine straight starts of at least 5.0 innings, before earning a promotion to Triple-A Omaha on June 3, where he has pitched in 17 games with the Storm Chasers to end the season.
- Made his Triple-A debut **6/8 vs. LVH** (PHI), struck out seven over 4.2 innings but took the loss; most strikeouts he had in a Triple-A game all year ... took a no-hit bid into the 6th on **8/6 vs. STP** (MIN), allowed just two walks and a hit batter over his first five innings against the Saints before surrendering a pair of solo homers in the 6th ... threw three quality starts with the Storm Chasers, including back-to-back starts on **8/12 @ TOL** (DET) and **8/18 @ LOU** (CIN) ... the game in Toledo was his only scoreless start of the year at the Triple-A level.
- 2019**
- Pitched nine games (four starts) for the Burlington Royals (R), going 3-0 with a 2.52 ERA (7 ER in 25.0 IP), striking out 39 (14.04 K/9) while walking just four (9.75 K/BB) in his pro debut ... didn't appear in a postseason game with Burlington, who made it to the Appalachian League finals, but lost to the Johnson City Cardinals (STL) in a best-of-three series ... went back to Florida State to finish his degree in the fall semester.
- COLLEGE: FLORIDA STATE (2017-19)**
- Attended Florida State University, making two trips to the College World Series (2017, 2019) with the Seminoles.
- JUNIOR (2019):** Went 8-5 with 112 K in 81.2 IP (12.3 K/9) across 17 G (16 starts) as the Noles Friday night starter ... part of a combined no-hitter on Opening Day against Maine (2/15), five scoreless innings at the start in FSU's 10th no-no in school history ... ended his career with eight scoreless against No. 5 Arkansas in the opening game of the College World Series, FSU's first victory in the CWS opener since 1999.

SEASON / CAREER HIGHS

SEASON	CAREER
Last: 7/29/2023 @ Arkansas 6.0 (4x)	INNINGS PITCHED 7.0 (4x) Last: 5/13/2022 vs. Wichita
5/4/2023 vs. Louisville 10	HITS ALLOWED 10 5/4/2023 vs. Louisville
5/4/2023 vs. Louisville 9	RUNS ALLOWED 9 5/4/2023 vs. Louisville
5/4/2023 vs. Louisville 9	EARNED RUNS ALLOWED 9 5/4/2023 vs. Louisville
5/4/2023 vs. Louisville 5	HOME RUNS ALLOWED 5 5/4/2023 vs. Louisville
Last: 8/3/2023 @ Louisville 5 (2x)	WALKS ALLOWED 6 6/22/2022 vs. Columbus
Last: 7/1/2023 @ Wichita 7 (2x)	STRIKEOUTS 9 (3x) Last: 5/13/2022 vs. Wichita
Last: 7/29/2023 @ Arkansas 25 (2x)	BATTERS FACED 25 (2x) Last: 8/18/2022 @ Louisville
7/29/2023 @ Arkansas 95	PITCHES THROWN 100 (2x) Last: 7/8/2022 vs. Toledo
5/14/2023 to 6/2/2023 12.1 IP	SCORELESS STREAK 22.0 IP 8/18/2019 to 6/10/2021

2023 RUN SUPPORT (OMAHA STARTS ONLY)

RUNS SCORED	0	1	2	3	4	5	6	7	8	9	10+
GAMES	4	4	3	2	2	1	1	0	0	0	2
PLAYER W-L	0-3	0-1	0-0	2-0	0-1	0-0	0-0	0-0	0-0	0-0	2-0
Team W-L	0-4	2-2	2-1	2-0	1-1	1-0	0-0	0-0	0-0	0-0	2-0

2023 GAME-BY-GAME

OMAHA STORM CHASERS, AAA														
DATE	OPPONENT	RES	LEFT GAME	DEC	IP	H	R	ER	HR	HB	BB	SO	BF	NP-S
4/1	@ Indianapolis *	W 12-1	Middle 7th, winning 10-0	W	3.0	0	0	0	0	0	0	2	9	29-16
4/8	vs. Toledo	W, 13-8	End 3rd, winning 6-1	-	3.0	2	1	0	0	0	2	5	14	66-38
4/14	@ Iowa	W, 11-8	Bottom 5th, winning 3-2	-	4.0	3	3	3	1	0	1	6	18	81-51
4/22	vs. Gwinnett	L, 5-2	End 5th, tied 2-2	-	5.0	4	2	1	0	0	4	2	21	89-53
4/28	@ Nashville (Q)	L, 4-3	Middle 7th, winning 3-0	-	6.0	1	0	0	0	0	2	5	20	90-56
5/4	vs. Louisville	L, 12-10	End 5th, losing 9-6	L	5.0	10	9	5	0	1	3	24	85-58	
5/9	@ Scranton/WB	L, 14-2	Bottom 3rd, losing 5-2	L	2.0	7	5	5	2	0	2	2	15	62-36
5/14	@ Scranton/WB	W, 6-3	Bottom 4th, winning 3-2	-	3.1	6	2	2	1	0	3	6	19	80-48
5/20	vs. Toledo	L, 4-1	End 4th, tied 0-0	-	4.0	1	0	0	0	0	5	3	16	74-34
5/26	@ St. Paul	W, 6-4	Middle 6th, winning 5-0	W	5.0	3	0	0	0	0	4	1	19	82-47
6/2	vs. Memphis	W, 10-9 (10)	Top 4th, losing 7-3	-	3.2	9	7	6	1	0	2	3	22	81-53
6/8	@ Indianapolis	W, 15-7	Middle 6th, winning 12-3	W	5.0	6	3	3	1	0	4	3	23	87-48
6/17	vs. Columbus	W, 13-4	Top 6th, winning 13-2	W	5.1	6	3	3	2	0	4	2	25	91-55

NORTHWEST ARKANSAS NATURALS, AA

DATE	OPPONENT	RES	LEFT GAME	DEC	IP	H	R	ER	HR	HB	BB	SO	BF	NP-S
6/24	@ Tulsa (Q)	W, 2-1 (11)	Middle 7th, tied 0-0	-	6.0	2	0	0	0	0	2	7	21	77-49
7/1	@ Wichita	L, 6-4	Bottom 4th, losing 4-3	L	3.2	4	4	4	1	0	4	7	19	85-50
7/7	vs. Arkansas	L, 5-3	Top 5th, losing 5-0	L	4.2	8	5	5	2	2	0	4	23	93-63
7/18	vs. Tulsa (Q)	W, 5-2	End 6th, winning 4-2	W	6.0	6	2	2	2	0	0	4	24	85-64
7/23	vs. Tulsa	W, 9-8	Top 4th, losing 6-2	-	3.2	6	6	6	2	0	4	2	22	86-52
7/29	@ Arkansas (Q)	W, 6-3	Middle 7th, winning 6-1	W	6.0	4	1	1	1	1	2	5	25	95-61

OMAHA STORM CHASERS, AAA

DATE	OPPONENT	RES	LEFT GAME	DEC	IP	H	R	ER	HR	HB	BB	SO	BF	NP-S
8/3	@ Louisville	L, 11-2	Middle 3rd, trailing 5-0	L	2.0	3	5	5	0	0	5	1	14	59-27
8/9	vs. Iowa	L, 20-1	Top 1st, losing 8-0	L	0.2	6	8	8	4	0	3	1	11	39-18
8/16	@ Toledo *	L, 8-2	Bottom 6th, losing 5-2	L	4.1	5	5	5	2	0	3	4	20	75-46

NORTHWEST ARKANSAS NATURALS, AA

DATE	OPPONENT	RES	LEFT GAME	DEC	IP	H	R	ER	HR	HB	BB	SO	BF	NP-S
8/25	vs. Tulsa *	W, 7-0	End 9th, won 7-0	SV	3.0	3	0	0	0	0	3	3	15	56-34

OMAHA STORM CHASERS, AAA

DATE	OPPONENT	RES	LEFT GAME	DEC	IP	H	R	ER	HR	HB	BB	SO	BF	NP-S
8/31	vs. Louisville	L, 5-4	End 5th, losing 3-0	L	5.0	5	3	3	1	0	4	2	23	79-49
9/6	@ Iowa	W, 11-7	Middle 4th, winning 7-6	-	3.0	4	6	6	2	0	3	4	16	84-49
9/12	vs. Indianapolis	W, 10-6	End 5th, losing 4-2	-	5.0	8	4	4	1	0	1	2	24	90-63
9/17	vs. Indianapolis	W, 11-5	End 5th, winning 5-2	W	5.0	3	2	2	1	0	2	2	22	82-50
9/23	@ Columbus *	L, 4-3	Bottom 7th, winning 3-2	-	4.2	4	2	2	0	0	2	5	20	91-58

* Indicates Relief Appearance

(Q) Indicates Quality Start

2023 BATTED BALL STATISTICS (AA & AAA)

BABIP	GB/FB	LD%	GB%	FB%	IFFB%	HR/FB	Pull%	Cent%	Oppo%	SwStr%
.288	0.74	22.5%	33.0%	44.5%	19.8%	19.8%	46.5%	24.2%	29.3%	11.6%

CAREER PITCHING

SEASON TEAM	W	L	ERA	G	GS	CG	SHO	SV	SVO	IP	H	R	ER	HR	HB	BB	IBB	SO	WHIP	AVG	AB	WP	BK	GDP	TBF	NP-S
2019 Burlington (R)	3	0	2.52	9	4	0	0	0	0	25.0	19	7	7	4	0	4	0	39	0.92	.211	90	0	0	1	95	352-249
2020	Did not Play (No Minor League Season)																									
2021 Quad Cities (A+)	1	0	0.00	4	1	0	0	1	1	15.2	5	0	0	0	0	3	0	23	0.51	.096	52	0	0	0	56	213-145
NW Arkansas (AA)	5	4	3.36	18	17	1	1	1	0	83.0	65	34	31	8	4	25	0	95	1.08	.215	302	5	0	6	336	1338-893
2022 NW Arkansas (AA)	4	3	2.13	10	10	0	0	0	0	55.0	31	16	13	5	5	14	0	48	0.82	.160	194	4	0	1	215	863-568
Omaha (AAA)	3	8	5.62	17	15	0	0	0	0	73.2	69	54	46	15	3	44	0	51	1.53	.247	279	2	0	6	330	1372-841
2023 NW Arkansas (AA)	2	2	4.91	7	6	0	0	1	1	33.0	33	18	18	8	3	15	0	32	1.45	.252	131	0	0	1	149	577-373
Omaha (AAA)	5	6	7.18	21	18	0	0	0	0	84.0	97	70	67	24	0	58	0	64	1.85	.292	332	1	0	9	395	1596-953
MINOR LEAGUE TOTALS (4 Seasons)																										



#56 ANTHONY VENEZIANO

(va-nee-z-ee-ah-no)

LEFT-HANDED PITCHER

BORN: September 1, 1997 in Hackettstown, New Jersey (Age 26)
HOMETOWN: Hackettstown, New Jersey
RESIDES: Hackettstown, New Jersey
HEIGHT/WEIGHT: 6'6" / 200 LBS
DRAFTED: 2019 MLB Draft – 10th Round
COLLEGE: Coastal Carolina University (Conway, South Carolina)
HIGH SCHOOL: Warren Hills Regional High School (Washington, N.J.)
SEASON WITH STORM CHASERS: 1st Season

SCOUTING REPORT (4SFB, SL, CH)

PITCH	4-SEAM FB	SLIDER	CHANGEUP
USAGE	51.1%	25.1%	23.7%
AVG. VELOCITY	93.2MPH	83.6MPH	86.0MPH
WHIFF %	9.22%	15.76%	17.02%
STRIKEOUTS	39	26	13
HOME RUNS	5	4	4
OPPONENT AVG.	.240 (37-for-154)	.250 (25-for-100)	.269 (25-for-100)

2023 SEASON AT A GLANCE

Veneziano made **17 starts** for the Storm Chasers and pitched in **26 games overall**, between Kansas City, Omaha and NW Arkansas ... he was promoted from Double-A to Triple-A on May 19 and was called up to the big leagues on September 19.
 Combined to go 10-5 with a 3.55 ERA (52 ER in 132.0 IP) and 127 strikeouts (98.66 K/9) between NW Arkansas and Omaha.
 Omaha went 8-9 in games Veneziano started in 2023, 5-0 when he got multiple runs of support and 0-8 when he got less than 2.
 Finished 2nd on the Storm Chasers with 5 quality starts, including 2 of his final 3 Triple-A outings before his MLB call-up.
 Among Royals minor league pitchers ... ranked 2nd in wins (10), 2nd in innings pitched (132.0) and 5th in strikeouts (127) ... among 23 Royals minor league pitchers w/ min. 70 IP ranked 6th in ERA (3.55), 8th in WHIP (1.27) and 9th on opponents' average (.241).
Since he was drafted in 2019, Veneziano leads all Royals Minor League pitchers with his 395.0 innings pitched, 427 strikeouts, 83 starts, 25 wins and 6,644 pitches thrown.

2023 HIGHLIGHTS

- Opened the season with NW Arkansas (AA) and started Opening Day for the Nationals, who went 6-2 in 6 games he started ... threw at least 5.0 innings in all 8 Double-A starts, with at least five strikeouts in all 8 starts as well ... struck out 48 to just 5 walks (9.6 K/BB), made 4 scoreless starts with NW Arkansas, including Opening Day on 4/6 vs. MID (5.0 IP) and two quality starts: 4/30 @ SA (6.0 IP, 1 ER) and 5/6 @ WCH (6.0 IP, 0 ER) ... tied career-high with 14.0 consecutive scoreless innings between April 30 and May 18, including a pair of scoreless starts on 5/6 vs. WCH and 5/16 @ ARK, did not allow a run in his first 13.2 innings of May.
- Made his Triple-A debut 5/24 @ STP, threw a scoreless 1st inning with 11 of 12 pitches for strikes ... got the first out of the 2nd inning and allowed 6 of his next 7 to reach, Saints scored five runs in the inning ... threw 47 pitches in the 2nd and didn't go out for the 3rd.
- Pitched twice in series @ Memphis, combined to allow 5 runs on 10 hits over 11.0 innings, with 4 walks and 12 strikeouts ... earned a win in the series opener on 5/30 vs. MEM, threw 6.0 innings and a career-high 101 pitches and came one out away from a quality start, allowed a two-out home run in the 6th ... struck out 7 on 6/4 vs. MEM, his most in a Triple-A outing.
- Threw his first Triple-A quality start 6/16 vs. COL and pitched into the 7th inning with 6.1 scoreless innings against the Clippers ... earned his 4th win in a 5-start span 6/23 @ ROC, allowed one unearned run over 5.0 innings, threw just 69 pitches and allowed only two hits.
- Only pitched once in a 24-day span between starts on 6/23 and 7/18 ... threw 1.2 innings in relief on 7/5 @ GWN, his turn in the rotation was skipped twice (vs. Iowa, @ Gwinnett, vs. Indianapolis).
- Pitched twice in series vs. St. Paul in July, combined to pitch 11.0 IP and allow 1 ER on 6 H with 2 BB and 12 K, in a pair of Omaha wins, including his 2nd quality start with Omaha in game on Sunday, 7/23 vs. STP.
- Tied a career-high with 10 strikeouts on 8/10 vs. IOW, his 3rd quality start with Omaha ... fired 6.0 scoreless innings and threw a career-high 104 pitches, his 22 swings and misses were the most of any Omaha pitcher in a single game this year.
- Pitched twice in series vs. Louisville in August/September combined to pitch 11.1 IP and allow 3 ER on 10 H with 4 BB and 6 K, in a pair of Omaha wins, including his 4th quality start with Omaha on 9/5 vs. LOU.
- Threw his 7th quality start of the year and 5th with Omaha in his last Triple-A outing 9/15 vs. IND (6.0 IP, 1 ER), took a no-decision.
- Earned his first Major League call-up on September 19, brought up to Kansas City with RHP Jonathan Bowler ... had to wait a week to make his MLB debut on 9/26 @ DET and allowed 2 unearned runs to score, then stranded an inherited runner in the 7th inning and pitched 1.1 scoreless innings 9/28 @ DET.

CAREER NOTES

- 2022**
 - Spent the entire season with NW Arkansas (AA) and went 6-9 over 26 outings (25 starts) with a 5.72 ERA (78 ER in 122.2 IP) and 129 strikeouts, with a team-best eight quality starts ... led the Nationals staff in games started and innings pitched.
 - Ranked 3rd among Royals farmhands in strikeouts, behind only Alec Marsh (156) and Adrian Alcantara (130), tied 3rd in the system in games started and 4th in innings pitched.
 - All eight of his quality starts came over his last 15 starts the season, beginning with a 7-inning complete-game shutout on June 9, the first CG of his career and one of just four in the Royals organization in 2022 ... his quality starts came in bunches, with three straight from June 9 to 19, back-to-back on July 23 and 29, and again on September 6 and 11 ... his quality starts on 6/14 and 6/19 vs. Arkansas (SEA), as well as 9/6 and 9/11 vs. Wichita (MIN) were two of three occasions where he made two starts in the same week, over a six-game series.
 - Named the Texas League's Pitcher of the Week for the week of June 6-13 after his outing 6/9 @ TUL, he allowed three hits and one walk over 7.0 shutout innings with five strikeouts ... retired his last eight hitters and got the 1st, 2nd, and 3rd out, needing five pitches for a 1-2-3 seventh inning to end the night, was the first time in his career pitching past the sixth inning and his first start of the year past the fifth.
 - Twice tied his single-game career-high in strikeouts of 10 on 5.0 IP on 6/6 vs. Corpus Christi (HOU) and over 6.0 IP on 7/23 vs. Springfield (STL) ... made four scoreless starts: 5.0 IP @ Springfield, 7.0 IP 6/9 @ Tulsa, 6.0 IP on 6/19 vs. Arkansas and 6.0 IP on 9/6 @ Wichita.
- 2021**
 - Spent the year with Quad Cities (A+), where he was named the River Bandits' Pitcher of the Year ... across 22 starts, went 6-4 with a 3.75 ERA (39 ER in 93.2 IP), while striking out 127 ... appeared twice in the High-A Central All-Star team, as the league's Pitcher of the Year and the left-handed starting pitcher representative on the All-Star team.
 - His 127 strikeouts ranked as the most in the Royals' organization, while 22 games started was tied for second and 93.2 innings ranked seventh ... among Royals minor league pitchers who threw at least 90.0 innings, ranked first with 12.20 K/9 and a 32.3% K% ... his 3.75 ERA was fourth, while a .220 opponents' batting average and 1.21 WHIP both placed third in the system among qualified pitchers.
 - Among all pitchers at High-A in 2021, only one struck out more batters ... tied for the High-A Central lead in strikeouts, tied for third in games started ... also ranked first in the league in K/9, K% and placed 13th in innings pitched.
 - Started Game 2 of the High-A Central Championship Series on 9/22 against Cedar Rapids for the River Bandits ... threw 3.2 scoreless innings, allowing just two hits and one walk while striking out four in a 6-0 win over the Kernels.
- 2019**
 - Spent his first season in pro ball with Idaho Falls (R) in the Pioneer League ... pitched in 13 games (11 starts) and went 3-4 with a 5.59 ERA (29 ER in 46.2 IP), while striking out 44 batters ... pitched twice for the Chukars in the Pioneer League playoffs, including a 4.0 scoreless, no-hit innings of relief to earn the win in Game 2 of the Pioneer League Championship Series on 9/14 at Ogden.
- COLLEGE (COASTAL CAROLINA UNIVERSITY, 2017-2019)**
 - Attended Coastal Carolina, where he pitched in 49 games (35 starts) over three seasons with the Chanticleers (Sun Belt Conference) and went 14-6 with a 5.04 ERA (99 ER in 176.2 IP) and 187 strikeouts ... held opponents to a .258 batting average in his career, 25th all-time in CU's career record books ... career average of 9.53 K/9 IP ranks eighth all-time, 14 career wins are tied for the 31st-most wins in school history.
- MISCELLANEOUS**
 - Graduated from Warren Hills High School (N.J.) in 2016, where he had a 0.74 ERA and 64 strikeouts in 47.1 innings as a senior ... threw 6.0 no-hit innings with 16 strikeouts in a game that year, but got a no-decision in school's 1-0 loss in 11 innings ... led his team in stolen bases his senior year of high school (12).
 - Favorite teams are the New York Giants (NFL) & Brooklyn Nets (NBA) ... enjoys playing golf, basketball and video games.

SEASON / CAREER HIGHS

SEASON	CAREER
6/16/2023 vs. Columbus 6.1	INNING PITCHED 7.0 6/9/2022 @ Tulsa
Last: 9/9/2023 @ Iowa 7 (4x)	HITS ALLOWED 12 7/29/2019 vs. Missoula
9/9/2023 @ Iowa 6	RUNS ALLOWED 9 7/29/2019 vs. Missoula
9/9/2023 @ Iowa 6	EARNED RUNS ALLOWED 8 (2x) Last: 7/2/2022 @ Amarillo
Last: 9/9/2023 @ Iowa 2 (4x)	HOME RUNS ALLOWED 4 (2x) Last: 7/2/2022 @ Amarillo
Last: 8/23/2023 vs. St. Paul 4 (2x)	WALKS ALLOWED 5 (3x) Last: 8/25/2022 vs. Springfield
8/10/2023 vs. Iowa 10	STRIKEOUTS 10 (4x) Last: 8/10/2023 vs. Iowa
8/17/2023 @ Toledo 26	BATTERS FACED 29 8/5/2022 vs. Tulsa
8/10/2023 vs. Iowa 104	PITCHES THROWN 104 8/10/2023 vs. Iowa
4/30/2023 to 5/18/2023 14.0 IP	SCORELESS STREAK 14.0 IP (2x) Last: 4/30/2023 to 5/18/2023

2023 RUN SUPPORT (OMAHA STARTS ONLY)

RUNS SCORED	0	1	2	3	4	5	6	7	8	9	10+
GAMES	3	3	2	3	3	2		1			
PLAYER W-L	0-1	0-0	0-2	0-1	3-0	1-0		1-0			
Team W-L	1-2	1-2	0-2	1-2	3-0	0-1		1-0			

2023 GAME-BY-GAME

NW ARKANSAS NATURALS, AA														
DATE	OPPONENT	RES	LEFT GAME	DEC	IP	H	R	ER	HR	HB	BB	SO	BF	NP-S
4/6	vs. Midland	W, 3-2	End 5th, winning 2-0	-	5.0	3	0	0	0	1	1	7	20	69-52
4/13	@ Wichita	W, 10-3	Middle 6th, winning 8-3	W	5.0	6	3	3	1	1	0	5	21	58-44
4/19	vs. Amarillo	L, 5-0	End 5th, losing 2-0	L	5.0	7	2	2	2	0	0	7	21	79-58
4/25	@ San Antonio	W, 8-3	Middle 6th, winning 3-0	W	5.0	4	0	0	0	0	2	7	20	89-51
4/30	@ San Antonio (Q)	W, 6-3	Middle 7th, winning 6-1	W	6.0	4	1	1	0	1	0	5	23	76-57
5/6	vs. Wichita (Q)	W, 5-1	End 6th, winning 2-0	W	6.0	5	0	0	0	0	0	6	22	77-55
5/12	@ Arkansas	L, 4-3 (10)	Bottom 6th, winning 1-0	-	5.1	3	0	0	0	1	1	6	20	89-56
5/18	vs. Springfield	W, 10-5	End 5th, winning 8-5	W	5.0	5	4	4	2	1	1	5	22	73-50

OMAHA STORM CHASERS, AAA

DATE	OPPONENT	RES	LEFT GAME	DEC	IP	H	R	ER	HR	HB	BB	SO	BF	NP-S
5/24	@ St. Paul	L, 6-5	Middle 3rd, losing 5-3	-	2.0	5	5	5	0	0	2	1	13	59-41
5/30	vs. Memphis	W, 7-6	End 6th, winning 7-4	W	6.0	5	4	4	2	0	3	5	25	101-60
6/4	vs. Memphis	L, 6-5	End 5th, winning 5-1	-	5.0	5	1	1	0	0	1	7	20	84-53
6/10	@ Indianapolis	W, 9-5	Bottom 6th, winning 5-2	W	5.1	5	2	2	0	0	4	5	23	89-58
6/16	vs. Columbus (Q)	W, 4-1	Top 7th, winning 4-0	W	6.1	3	0	0	0	0	3	2	23	87-56
6/23	@ Rochester	W, 4-2	Middle 6th, winning 4-1	W	5.0	2	1	0	0	1	3	3	20	69-44
7/5	@ Gwinnett*	L, 8-7 (10)	Bottom 6th, winning 7-6	-	1.2	2	2	2	0	0	3	1	9	39-16
7/18	vs. St. Paul	W, 1-0	End 5th, tied 0-0	-	5.0	2	0	0	0	0	2	7	19	77-50
7/23	vs. St. Paul (Q)	W, 3-1	End 6th, tied 1-1	-	6.0	4	1	1	0	1	0	5	23	81-56
7/29	@ Columbus	L, 6-3	Bottom 6th, losing 5-2	L	5.1	6	5	5	2	0	2	6	23	89-56
8/4	@ Louisville	L, 8-3	Middle 5th, trailing 5-1	L	4.0	6	5	5	1	0	3	4	20	85-57
8/10	vs. Iowa (Q)	L, 10-3	End 6th, leading 1-0	-	6.0	3	0	0	0	0	2	10	22	104-69
8/17	@ Toledo	L, 4-2	Bottom 6th, trailing 3-0	L	5.2	7	3	3	1	0	3	4	26	98-63
8/23	vs. St. Paul	L, 6-4	Top 5th, losing 4-1	-	4.2	7	4	4	0	0	4	3	24	86-51
8/29	vs. Louisville	W, 4-3	Top 6th, tied 3-3	-	5.1	6	3	3	1	0	0	3	23	69-44
9/3	vs. Louisville (Q)	W, 7-1	End 6th, winning 4-1	W	6.0	4	1	0	0	0	3	6	25	96-64
9/9	@ Iowa	L, 8-3	Bottom 5th, losing 6-2	L	4.1	7	6	6	2	0	3	4	23	96-57
9/15	vs. Indianapolis (Q)	L, 3-1	End 6th, losing 1-0	-	6.0	4	1	1	0	0	2	3	22	94-60

KANSAS CITY ROYALS

DATE	OPPONENT	RES	LEFT GAME	DEC	IP	H	R	ER	HR	HB	BB	SO	BF	NP-S
9/26	@ DETROIT*	L, 6-3	MIDDLE 7TH, TIED 2-2	-	1.0	1	2	0	0	0	1	0	6	31-18
9/28	@ DETROIT*	L, 7-3	END 8TH, LOSING 7-3	-	1.1	1	0	0	0	0	1	1	6	24-14

(Q) Indicates Quality Start * Indicates Relief Appearance INDICATES GAME WITH KANSAS CITY

2023 BATTED BALL STATISTICS (AA & AAA)

BABIP	GB/FB	LD%	GB%	FB%	IFFB%	HR/FB	Pull%	Cent%	Oppo%	SwStr%
.298	1.26	22.4%	43.2%	34.3%	19.4%	11.3%	44.0%	24.5%	31.5%	12.3%

CAREER PITCHING

SEASON	TEAM	W	L	ERA	G	GS	CG	SHO	SV	SVO	IP	H	R	ER	HR	HB	BB	IBB	SO	WHIP	AVG	AB	WP	BK	GDP	TBF	NP-S	
2019	Idaho Falls (R)	3	4	5.59	13	11	0	0	0	1	1	46.2	65	35	29	6	3	13	0	44	1.67	.323	201	4	0	3	219	822-516
2020																												
Did not Play (No Minor League Season)																												
2021	Quad Cities (A+)	6	4	3.75	22	22	0	0	0	0	0	93.2	76	46	39	11	10	37	0	127	1.21	.222	342	9	0	7	393	1577-1027
2022	NW Arkansas (AA)	6	9	5.72	26	25	1	1	0	0	0	122.2	133	90	78	24	8	66	0	129	1.62	.273	488	4	0	10	566	2129-1303
2023	NW Arkansas (AA)	5	1	2.13	8	8	0	0	0	0	0	42.1	37	10	10	5	5	0	48	0.99	.236	157	3	1	3	169	610-423	
	Omaha (AAA)	5	4	4.22	18	17	0	0	0	0	0	89.2	83	44	42	9	2	43	0	79	1.41	.249	333	5	0	13	383	1503-955
	KANSAS CITY	0	0	0.00	2	0	0	0	0	0	1	2.1	2	2	0	0	2	0	1	1.71	.200	10	0	0	0	12	55-32	
	MAJOR LEAGUE TOTALS (1 Season)	0	0	0.00	2	0	0	0	0	0	1	2.1	2	2	0	0	2	0	1	1.71	.200	10	0	0	0	12	55-32	
	Minor League Totals (5 Seasons)	25	22	4.51	87	83	1	1	1	1	395.0	394	225	198	55	28	164	0	427	1.41	.259	1521</						



#54 JONATHAN HEASLEY

RIGHT-HANDED PITCHER

BORN: January 27, 1997 in Plano, Texas (Age 26)

HOMETOWN: Plano, Texas

RESIDES: Dallas, Texas

HEIGHT/WEIGHT: 6'3" / 225 LBS

DRAFTED: 2018 MLB Draft – Round 13 (392ND Overall)

COLLEGE: Oklahoma State University (Stillwater, Oklahoma)

HIGH SCHOOL: Prestonwood Christian Academy (Plano, Texas)

MLB SERVICE TIME (ENTERING 2022): 143 Days

SEASON WITH STORM CHASERS: 2nd Season

SCOUTING REPORT (4SFB, SWP, CB, CH)

PITCH	4-SEAM FB	SWEEPER	CURVEBALL	CHANGEUP
USAGE	47.8%	20.8%	17.7%	13.6%
AVG. VELOCITY	93.6MPH	82.9MPH	79.3MPH	85.6MPH
WHIFF %	11.70%	13.90%	8.99%	17.06%
STRIKEOUTS	47	17	15	9
HOME RUNS	14	0	3	3
OPPONENT AVG.	.277 (51-for-184)	.227 (17-for-75)	.267 (16-for-60)	.414 (24-for-58)

2023 SEASON AT A GLANCE

Heasley made 15 starts for and 32 appearances for the Storm Chasers and pitched in 44 games overall in 2023 between Kansas City and Omaha, including 12 relief appearances with the Royals ... he had two stints with the Royals and three with the Chasers. Omaha went 8-7 in games Heasley started in 2023, 4-0 when he got 4+ runs of support, 4-7 when he got 3 runs or less of support. His first 13 appearances with the Omaha were all starts (64.0 IP), but just 2 of his final 19 Triple-A appearances were starts (30.2 IP). Despite a pair of stints in the big leagues and being with Kansas City from July 4 to August 11, finished the season 2nd on the Chasers pitchers in strikeouts (88), 2nd in innings pitched (94.2) and 4th in starts (15), while tied 5th in games pitched (32).

2023 HIGHLIGHTS

Made six starts with Triple-A Omaha before being recalled by Kansas City on 5/5, pitched in that game and optioned back to OMA on 5/7. Two off first four starts were quality starts: 4/7 vs. TOR (6.0 IP, 2 ER) and 4/19 vs. GWN (7.0 IP, 3 ER) ... earned win and loss, respectively. Does not have a scoreless start with Omaha but two one-run starts: 5/11 @ SWB (5.0 IP) and 5/11 @ MEM (5.0 IP).
 4/13 @ IOW: Allowed a career-high 11 runs (all earned) and tied a career-high with 9 hits, only got 1 out in the 2nd inning.
 4/19 vs. GWN: 2nd quality start (5 ER in 7.0 IP), tied career-high in innings, didn't walk a batter and struck out season-high 7 ... retired 9 straight between the 4th and 6th, 12 of his last 13 ... struck out his last two, threw up behind the mound in between K's, 3rd time in his career. Started twice in May series vs. TOR (5/16 and 5/21), combined to allow 10 runs on 18 hits over 8.1 IP with four homers and just five strikeouts.
 First Royals outing of 2023 was 5/5 vs. OAK, his first Major League relief appearance (first 24 MLB appearances were starts) ... entered in the top of the 5th behind Brad Keller, allowed 3 straight hits to score 3 runs (1 inherited) ... threw scoreless 6th and 7th, retired 7 of his last 8.
 In his second stint with Kansas City, allowed 1 ER over his first 7 outings with 6 scoreless appearances, but allowed 2+ over each of his next 4. After being optioned to Omaha on August 12 finished the season with the Storm Chasers and made 15 appearances (2 starts) ... had 9 scoreless relief appearances and 1 scoreless start ... allowed 2+ runs in 4 of 5 outings where he allowed a run.
 Earned his first pro save with a scoreless 9th inning on 8/27 vs. STP, a 4-3 Storm Chasers win.
 From June 18 through the end of the season, 28 his last 30 appearances came in relief (including 11 with Kansas City) ... in the second half of the season (since June 28), he topped out at 3.0 IP (9/22 @ COL) and 49 pitches (8/19 @ TOR) ... those two outings were the two times he served as Omaha's opener, including his lone scoreless start of 2023 for his final outing of the season, in Columbus.

CAREER NOTES

2022 Split the season between Kansas City and Omaha (AAA), making 21 starts over four stints with the Royals and 9 starts with the Storm Chasers ... 21 starts ranked 7th among Major League rookies ... dating back to 2021, made each of his first 11 career starts against new opponents, the first pitcher in Royals history to begin his career with his first 11 starts all coming against different teams, according to Elias.
 Opened the year in Triple-A, with six of his nine Chasers starts coming before his first call-up to Kansas City on 5/12 ... across his nine outings with Omaha, struck out 45 in 39.1 innings (10.3 K/9) ... made one start with Omaha in July and two in August ... at the time of his promotion in May, his 0.95 WHIP was 5th-lowest in the International League, while a 1.98 (19-for-96) opponents' average was tied for 6th.
 First start with the Royals came from May 12 to July 10, when he was placed on the Injured List with right shoulder tendinitis, made one rehab start with the Storm Chasers and was activated July 30, but optioned a day later ... recalled August 9 and optioned August 10, then recalled again August 23 and remained with the Royals through the end of the season.
 Over his first two stints with Kansas City, went 1-6 with a 5.82 ERA (36 ER in 55.2 IP), then went 3-4 with a 4.66 ERA (25 ER in 48.1 IP) over his last two stints and for the second straight year, ended the season with the big league club.
 Produced three scoreless starts for the Royals, including a pair of games where he pitched into the 7th ... on 6/10 vs. Baltimore, threw a career-best 7.0 scoreless innings with 1 H, 0 BB, and 7 K ... on 9/16 @ Boston, threw 6.2 IP scoreless with 2 H and 5 K.
 2021 Spent much of the season with Northwest Arkansas (AA) before making his Major League debut with Kansas City on September 17 and finishing the year with the Royals ... made his first 22 appearances (21 starts) of the season in Double-A with the Nationals and went 7-3 with a 3.33 ERA (39 ER in 105.1 IP) and 120 strikeouts (10.3 K/9) ... honored as the NW Arkansas Pitcher of the Year.
 Upon his MLB debut, became fifth member of Royals' 2018 draft class to make a start in 2021, the first instance of an organization having five pitchers from the same draft make a start in the same season in MLB history.
 2nd among Royals farmhands with 105.1 innings, tied 3rd with 7 wins and 4th with 120 strikeouts ... 2nd in the Double-A Central League and 3rd among all Double-A pitchers in ERA (3.33) ... finished 6 points behind Midland's Jared Koenig (3.26) for the league ERA title.
 On 8/14 (G1) vs. Frisco (TEX), threw a 7.0-inning, complete-game shutout and struck out five, allowing five hits ... vomited behind the mound before delivering 3-2 pitch with two outs to record final out in a 1-0 win for the Nationals.
 Was called up straight from Double-A to the Major League to make his MLB debut on 9/17 vs. Seattle, allowing 4 R on 6 H (2 HR) with 2 K in 4.0 IP ... in his second start with the Royals, pitched 5.1 shutout innings on 9/23 @ Detroit, striking out three and walking two ... earned his first MLB win in his third start on 10/1 vs. Minnesota, allowing 4 R on 6 H in 5.1 IP.
 2020 A late addition to the Alt Site in Kansas City, Kansas and participated in the Royals' postseason camp at Kauffman Stadium in October.
 2019 Spent the entire year with Lexington (A), named the club's Pitcher of the Year and a South Atlantic League Mid-Season All-Star ... 3rd among league's qualified starters in ERA (3.12) and opponents' average (.222) ... tied 4th among Royals Minor League pitchers in W (8), 7th in K (120).
 2018 Spent his first pro season with Idaho Falls (R) of the Pioneer League and made 12 appearances (11 starts) and struck out 35 in 50.2 IP. Across his last five starts with the Chukars, pitched to a 3.28 ERA (9 ER in 24.2 IP) and a .208 opponents batting average (20-for-96).
 COLLEGE: OKLAHOMA STATE (2017-18)
 Pitched for two years at Oklahoma State University, combining to go 6-10 with a 5.19 ERA (68 ER in 118.0 IP) and 110 strikeouts. Was the Cowboys' Opening day starting pitcher as a sophomore in 2018, helped lead OSU to a Big 12 championship as a freshman in 2017.

MISCELLANEOUS

2016: Graduated from Prestonwood Christian Academy HS in Plano, Texas, where he went 29-3 with a 1.47 ERA ... went 13-0 with a 0.33 ERA (4 ER in 65.0 IP) as a senior, named to Dallas Morning News All-Area First Team ... also an all-state performer in football.

CAREER PITCHING

SEASON TEAM	W	L	ERA	G	GS	CG	SHO	SV	SVO	IP	R	ER	HR	HB	BB	IBB	SO	WHIP	AVG	AB	WP	BK	GDP	TBF	NP-S	
2018 Idaho Falls (R)	1	3	5.15	12	11	0	0	0	0	50.2	55	38	29	4	16	0	35	1.40	.264	208	4	0	3	227	763-515	
2019 Lexington (A)	8	5	3.12	25	20	0	0	0	0	112.2	93	47	39	11	8	34	0	1.20	1.13	.222	419	10	4	467	1869-1180	
2020	Did not pitch (no Minor League season)																									
2021 NW Arkansas (AA)	7	3	3.33	22	21	1	1	0	1	105.1	95	42	39	18	7	34	0	1.20	1.22	.244	390	4	0	7	433	1676-1073
KANSAS CITY	1	1	4.91	3	3	0	0	0	0	14.2	15	8	8	3	2	3	0	6	1.23	.278	54	0	0	3	59	250-148
2022 Omaha (AAA)	1	2	4.35	9	9	0	0	0	0	39.1	35	22	19	7	0	10	0	4.5	1.14	.236	148	3	0	2	160	654-425
KANSAS CITY	4	10	5.28	21	21	0	0	0	0	104.0	108	67	61	19	6	47	0	7.0	1.49	.267	404	9	0	10	465	1796-1093
2023 Omaha (AAA)	2	5	6.85	32	15	0	0	1	1	94.2	108	72	72	20	2	45	0	8.8	1.62	.286	377	4	0	5	429	1685-1040
KANSAS CITY	0	0	7.20	12	0	0	0	0	1	15.0	17	13	12	5	1	2	0	9	1.27	.288	59	1	0	1	63	221-147
MAJOR LEAGUE TOTALS (3 Seasons)	5	11	5.45	36	24	0	0	0	1	133.2	140	88	81	27	9	52	0	8.5	1.44	.271	517	10	0	14	587	2267-1388
Minor League Totals (5 Seasons)	19	18	4.43	100	76	1	1	1	3	402.2	386	221	198	60	18	139	0	4.08	1.30	.250	1542	25	0	21	1716	6647-4233

SEASON / CAREER HIGHS

SEASON	INNINGS PITCHED	CAREER
4/19/2023 vs. Gwinnett	7.0	7.0 (4x) Last: 4/19/2023 vs. Gwinnett
5/21/2023 vs. Toledo	11	5/21/2023 vs. Toledo
4/13/2023 @ Iowa	11	HITS ALLOWED 11 4/13/2023 @ Iowa
4/13/2023 @ Iowa	11	RUNS ALLOWED 11 4/13/2023 @ Iowa
Last: 7/26/2023 @ Cleveland	2 (4x)	EARNED RUNS ALLOWED 11 4/13/2023 @ Iowa
6/18/2023 vs. Columbus	5	HOME RUNS ALLOWED 3 (3x) Last: 5/6/2022 vs. Columbus
5/27/2023 @ St. Paul	8	WALKS ALLOWED 6 (2x) Last: 5/25/2022 @ ARIZONA
4/25/2023 @ Nashville	28	STRIKEOUTS 12 6/25/2019 vs. Columbia
4/25/2023 @ Nashville	104	BATTERS FACED 30 9/3/2022 @ DETROIT
4/7/2023 to 4/13/2023	5.1 IP	PITCHES THROWN 108 9/3/2022 @ DETROIT
		SCORELESS STREAK 14.0 IP 8/6/2021 to 8/19/2021

2023 RUN SUPPORT (OMAHA STARTS ONLY)

RUNS SCORED	0	1	2	3	4	5	6	7	8	9	10+
GAMES	2	4	3	1	3		1			1	
PLAYER W-L	0-1	0-1	0-2	0-1	0-0		0-0			1-0	
Team W-L	0-2	3-1	0-3	0-1	3-0		1-0			1-0	

2023 GAME-BY-GAME

DATE	OPPONENT	RES	LEFT GAME	DEC	IP	H	R	ER	HR	HB	BB	SO	BF	NP-S
4/2	@ Indianapolis	W, 8-3	Middle 5th, losing 3-1	-	4.0	5	3	3	1	0	3	4	19	79-46
4/7	vs. Toledo (Q)	W, 9-4	End 6th, winning 9-2	W	6.0	6	2	2	1	0	2	5	26	92-61
4/13	@ Iowa	L, 14-1	Bottom 3rd, losing 11-0	L	2.1	9	11	11	2	0	3	2	19	71-44
4/19	vs. Gwinnett (Q)	L, 6-2	End 7th, losing 3-2	L	7.0	7	3	3	1	0	0	7	26	95-60
4/25	@ Nashville	L, 8-3	Bottom 7th, losing 6-3	L	6.1	8	7	7	1	0	1	2	28	104-72
4/30	@ Nashville	W, 10-6	Bottom 6th, winning 6-4	-	5.1	6	5	5	1	1	1	5	24	94-64
5/5	OAKLAND *	L, 12-8	END 7TH, LOSING 9-8	-	2.2	4	2	2	0	0	0	1	12	38-25
5/11	@ Scranton/WB	W, 4-3 (11)	Middle 6th, tied 1-1	-	5.0	3	1	1	0	0	3	6	19	86-51
5/16	vs. Toledo	L, 9-2	End 4th, losing 6-2	L	4.0	7	6	6	2	0	1	3	20	72-44
5/21	vs. Toledo	W, 8-4	Top 5th, tied 4-4	-	4.1	11	4	4	2	1	1	2	24	86-58
5/27	@ St. Paul	L, 14-1	Middle 5th, losing 3-1	L	4.0	6	3	3	0	0	2	8	21	84-51
6/1	vs. Memphis	L, 12-6	End 5th, winning 2-1	-	5.0	2	1	1	1	0	4	5	21	97-54
6/7	@ Indianapolis	W, 9-7	Bottom 5th, losing 6-4	-	4.2	6	7	7	1	0	3	7	23	97-54
6/13	vs. Columbus (Q)	W, 6-5	END 6TH, LOSING 2-1	-	6.0	5	2	2	1	0	2	4	25	93-57
6/18	vs. Columbus *	W, 6-4	Top 7th, winning 6-4	W	4.1	3	4	4	0	0	5	5	20	78-46
6/24	@ Rochester *	L, 3-2	Middle 9th, tied 2-2	-	4.0	4	2	2	1	0	3	5	19	75-44
6/29	vs. Iowa *	W, 8-3	End 8th, winning 8-3	-	1.0	1	1	1	0	0	1	4	15-11	
7/2	vs. Iowa (G2) *	L, 6-2 (7)	End 6th, losing 5-1	-	1.0	1	0	0	0	0	1	4	19-12	
7/4	@ MINNESOTA *	L, 9-3	END 9TH, LOSE 9-3	-	1.0	0	0	0	0	0	0	2	3	11-9
7/7	@ CLEVELAND *	L, 3-0	END 9TH, LOSE 3-0	-	1.0	0	0	0	0	0	0	0	3	7-5
7/15	TAMPA BAY (G2) *	L, 4-2	END 7TH, TIED 2-2	-	1.0	2	1	1	0	0	0	1	5	13-10
7/18	DETROIT *	W, 11-10	END 6TH, WINNING 9-6	-	1.0	1	1	0	0	0	0	1	4	16-10
7/20	DETROIT *	L, 3-0	END 6TH, LOSING 3-0	-	1.0	0	0	0	0	0	0	0	3	7-6
7/21	@ NEW YORK (AL) *	L, 5-4	END 9TH, LOSE 5-4	-	1.0	0	0	0	0	0	0	1	3	17-11
7/25	@ CLEVELAND *	L, 5-1	MIDDLE 8TH, LOSING 5-1	-	1.0	1	0	0	0	0	0	0	4	11-7
7/26	@ CLEVELAND *	L, 8-3	MIDDLE 5TH, LOSING 7-1	-	1.1	2	3	3	2	0	2	2	8	34-23
8/3	NEW YORK (NL) *	W, 9-2	END 9TH, WIN 9-2	-	1.0	2	2	2	1	0	0	0	5	21-11
8/6	@ PHILADELPHIA *	L, 8-4	MIDDLE 7TH, LOSING 7-4	-	2.0	3	2	2	1	0	0	1	8	27-19
8/11	ST. LOUIS *	W, 12-8	END 9TH, WIN 12-8	-	1.0	2	2	2	1	0	0	0	5	19-11
8/15	@ Toledo *	W, 11-8	Bottom 7th, losing 7-6	-	1.2	2	1	1	0	0	0	1	7	32-22
8/19	@ Toledo	W, 5-3	Bottom 3rd, winning 4-2	-	2.1	4	2	2	1	0	1	2	11	49-27
8/23	vs. St. Paul *	L, 6-4	End 7th, losing 4-2	-	2.1	1	0	0	0	0	0	1	8	32-2



#31 JONATHAN BOWLAN

RIGHT-HANDED PITCHER (boh-lin)

BORN: December 1, 1996 in Arlington, Tennessee (Age 26)
HOMETOWN: Arlington, Tennessee
RESIDES: Arlington, Tennessee
HEIGHT/WEIGHT: 6'6" / 240 LBS
DRAFTED: 2018 MLB Draft – Round 2 (58th Overall)
COLLEGE: University of Memphis (Memphis, Tennessee)
HIGH SCHOOL: Bartlett High School (Bartlett, Tennessee)
40-MAN ROSTER: Added by Kansas City on November 19, 2021
SEASON WITH STORM CHASERS: 1st Season

SCOUTING REPORT (4SFB, SL, 2SFB, CH, CB)

PITCH	4-SEAM FB	SLIDER	2-SEAM FB	CHANGEUP	CURVEBALL
USAGE	39.3%	21.5%	17.6%	14.0%	7.5%
AVG. VELOCITY	94.3MPH	85.5MPH	93.8MPH	87.4MPH	79.0MPH
WHIFF %	12.3%	19.1%	5.8%	14.0%	4.6%
STRIKEOUTS	28	17	4	7	2
HOME RUNS	6	0	1	3	2
OPPONENT AVG.	.349 (29-for-83)	.200 (11-for-55)	.228 (13-for-57)	.241 (13-for-54)	.462 (6-for-13)

2023 SEASON AT A GLANCE

Bowlan made 12 starts and 14 appearances for the Storm Chasers and pitched in 26 games overall, between Kansas City, Omaha and NW Arkansas ... he was promoted from Double-A to Triple-A on June 20 and was called up to the big leagues on September 19. Combined to go 7-11 with a 5.91 ERA (67 ER in 102.0 IP) and 105 strikeouts (9.26 K/9) between NW Arkansas and Omaha. Omaha went 5-7 in games Bowlan started in 2023, 5-0 when he got multiple runs of support and 0-7 when he got less than 2. Earned a decision in his first 7 appearances with Omaha (3 W, 3 L, 1 SV) and 13 of his 14 outings with the Storm Chasers. 669 days after being added to Kansas City's 40-man roster (on 9/19/21), was called up by the Royals for the first time on 9/19/23 and made his Major League debut 8 days later on 9/27 @ Detroit as KC's opener, one of two MLB game he pitched in.

2023 HIGHLIGHTS

Opened the year in NW Arkansas (AA) and pitched in 10 games (9 starts) for the Naturals ... went 1-5 with a 7.20 ERA (28 ER in 35.0 IP). Left his start on April 20 after 2.0 innings, placed on the Injured List April 22, activated May 11, missed just under 3 weeks of action. Struck out 47 on just 13 walks (3.62 K/BB) with a 12.09 K/9 in NWA ... didn't pitch 5.0+ innings in his first 5 starts, but did in 4 of his last 5 starts. Made his Triple-A debut two days later on 6/22 @ ROC and earned the win, tied a career-high with 3 home runs allowed but only walked one over 5.0 innings. After his first AAA start, made two long relief appearances – earned a win with 4.1 innings behind opener Brad Keller on 7/2 vs. IOW [G1], 1 off a season-high with 7 strikeouts ... threw 4.0 scoreless innings behind starter Cole Ragans on 7/17 @ GWN, earned his 2nd MLB save. Started twice in series @ Columbus (7/25 @ COL & 7/30 @ COL) and went 1-1, combined for 9.2 IP with 9 H, 5 ER, 2 HR, 3 BB & 5 K. Pitched into the 6th for the first time in Triple-A on 8/11 vs. IOW and took a shutout into the 6th inning, earned his first no-decision in Omaha ... threw 1-2-3 innings in the 1st, 3rd and 5th ... in the 6th, walked a pair and induced a double play, but was taken out at a season-high 97 pitches, reliever Evan Sisk allowed runner he inherited from Bowlan to score and two more of his own. Started twice in series @ Iowa (9/5 @ IOW & 9/10 @ IOW) and went 1-1, combined for 10.1 IP with 12 H, 6 ER, 3 HR, 2 BB & 7 K. 3 of his final 4 Triple-A starts were quality starts – 8/30 vs. LOU (6.0 IP, 1 ER), 9/5 @ IOW (6.0 IP, 2 ER) & 9/16 vs. IND (6.0 IP, 2 ER). Pitched twice for the Royals over the final week of the season ... took the loss in his MLB debut 9/27 @ DET, as he struck out Parker Meadows to begin the game and allowed a solo home run to Miguel Cabrera in the 2nd inning, Miggy's final MLB homers ... threw a scoreless 9th inning in Kansas City's 12-5 win over the Yankees at Kauffman Stadium on 9/29.

CAREER NOTES

2022
 After undergoing Tommy John Surgery in 2021, made his return to the mound on June 17 in the Arizona Complex League and made seven starts with the ACL Royals (R), then one start with Quad Cities (A+) and he finished the year with NW Arkansas (AA) for his final nine starts.
 With the ACL Royals, made seven starts and threw a total of 13.1 innings, struck out a career-high 12 batters over 5.0 innings on July 11 @ ACL Dodgers for 12 of his 15 outs ... after rehabbing in Arizona, was activated from the Injured List and transferred to Quad Cities on July 17, started for the River Bandits on July 22 vs. South Bend (CHC), threw 4.0 scoreless and struck out six.
 Was named Texas League Pitcher of the Week for the week of August 22 to 28, after throwing 5.0 scoreless innings on August 28 vs. Springfield (STL) and allowing just two hits with two strikeouts to earn his first win of 2022 with the Naturals.
 After allowing two home runs in each of his first two starts, allowed three homers over his final seven starts ... 10 of 33 runs (30%) allowed with the Naturals came on home runs.
2021
 Began the season with NW Arkansas (AA) and started four games for the Naturals, going 2-0 with a 1.59 ERA (3 ER in 17.0 IP).
 Pitched at least 5.0 innings with at least six strikeouts each of his first three starts, with at the time a career-high 10 strikeouts in his Double-A debut on May 5 @ Arkansas (SEA) ... pitched a season-high 6.0 innings in his second start, on May 12 vs. Tulsa (IAD).
 Left his start on May 23 @ Springfield (STL) after striking out two and throwing just 10 pitches ... missed the rest of the season after undergoing Tommy John surgery on June 1 ... added to Kansas City's 40-man roster along with five other players, on November 19.
2020
 Was a late addition to the Royals' Alternate Training Site in Kansas City.
2019
 Split the year between Lexington (A) and Wilmington (A+), combining to go 11-5 with a 3.1 ERA (51 ER in 146.0 IP) with 150 strikeouts (9.24 K/9), compared to just 23 walks (1.42 BB/9) ... named a South Atlantic League Mid-Season All-Star.
 Among Royals farmhands, he ranked tied for 2nd in wins, 3rd in strikeouts, 5th in innings, 8th in starts (23) ... also among pitchers who worked at least 80.0 innings, ranked 1st in strikeouts/walk ratio (6.52), 2nd in WHIP (0.99) and 8th in ERA (3.14).
 Threw the second no-hitter in Wilmington (A+) history on July 15 vs. Carolina (MIL), with nine strikeouts and no walks on 98 pitches (63 strikes) ... the lone base runner reached on a throwing error in the 2nd inning ... earned Carolina League Pitcher of the Week honors July 21.
2018
 Made nine starts for Idaho Falls (Rookie Advanced) during his first professional season ... earned his first victory on July 7 @ Orem (LAA), allowing one run on two hits over 5.0 innings, with a season-high six strikeouts.
COLLEGE: UNIVERSITY OF MEMPHIS (2016-18)
 Pitched at Memphis for three seasons, posted a 3.71 ERA (35 ER in 85.0 IP) with 104 strikeouts in 2018 as a junior for the Tigers.
 Notched double-digit strikeouts in three starts in 2018, and posted at least five strikeouts in all but two starts ... fanned a school record and 2018 Division 1-best 18 hitters in a complete game win over South Florida (2 ER, 9.0 IP) on April 28.

MISCELLANEOUS

2015: Graduated from Bartlett High School (Tennessee) where he was named Male Athlete of the Year as a senior ... played the first three years of high school baseball at Arlington High School, helped them to a state championship in 2012 as a freshman.
 His father, Mark, threw the lone perfect game in the history of the University of Memphis program (1987 - 1989) and pitched two seasons (44 games) in the St. Louis Cardinals' organization (1989 & 1991).

CAREER PITCHING

SEASON TEAM	W	L	ERA	G	GS	CG	SHO	SV	SVO	IP	H	R	ER	HR	HB	BB	IBB	SO	WHIP	AVG	AB	WP	BK	GIDP	TBF	NP-S	
2018 Idaho Falls (R)	1	4	6.94	9	9	0	0	0	0	35.0	51	30	27	6	0	9	0	23	1.71	.329	155	0	0	5	165	572-380	
2019 Lexington (A)	6	2	3.36	13	11	0	0	1	1	69.2	55	30	26	4	8	10	0	74	0.93	.216	255	3	1	4	278	1033-684	
Wilmington (A+)	5	3	2.95	13	12	1	1	0	0	76.1	66	25	25	5	0	13	0	76	1.03	.237	278	2	0	5	294	1198-777	
2020	Did not pitch (No Minor League season)																										
2021 NW Arkansas (AA)	2	0	1.59	4	4	0	0	0	0	17.0	13	3	3	0	0	3	0	25	0.94	.206	63	0	0	0	66	266-177	
ACL Royals (R)	0	1	5.12	7	7	0	0	0	0	19.1	29	11	11	1	1	4	0	26	1.71	.354	82	2	0	1	89	160-139	
Quad Cities (A+)	0	0	0.00	1	1	0	0	0	0	4.0	6	0	0	0	0	1	0	6	1.75	.333	18	0	0	0	19	76-51	
NW Arkansas (AA)	1	3	6.92	9	9	0	0	0	0	39.0	51	33	30	7	4	17	0	30	1.74	.317	161	2	1	4	183	685-429	
2023 NW Arkansas (AA)	1	5	7.20	10	9	0	0	0	0	35.0	44	30	28	7	3	13	0	47	1.63	.301	146	4	1	1	164	669-431	
Omaha (AAA)	6	6	5.24	14	12	0	0	1	1	67.0	72	40	39	12	0	32	0	58	1.55	.275	262	2	0	7	296	1197-713	
KANSAS CITY	0	1	3.00	2	1	0	0	0	0	3.0	5	1	1	1	0	0	0	3	1.67	.357	14	0	0	0	14	56-37	
MAJOR LEAGUE TOTALS (1 Season)	0	1	3.00	2	1	0	0	0	0	3.0	5	1	1	1	0	0	0	3	1.67	.357	14	0	0	0	14	56-37	
Minor League Totals (5 Seasons)	7	11	5.91	24	21	0	0	1	1	102.0	116	70	67	19	3	45	0	105	1.58	.284	408	6	1	8	460	1866-1144	

SEASON / CAREER HIGHS

SEASON	CAREER
Last: 9/16/2023 vs. Indianapolis 6.0 (3x)	INNINGS PITCHED 9.0 7/15/2019 vs. Carolina
8/18/2023 @ Toledo 8	HITS ALLOWED 12 7/21/2018 @ Missoula
8/24/2023 vs. St. Paul 7	RUNS ALLOWED 7 (3x) Last: 8/24/2023 vs. St. Paul
8/24/2023 vs. St. Paul 7	EARNED RUNS ALLOWED 7 (3x) Last: 8/24/2023 vs. St. Paul
Last: 6/22/2023 @ Rochester 3 (2x)	HOME RUNS ALLOWED 3 (2x) Last: 6/22/2023 @ Rochester
Last: 8/18/2023 @ Toledo 4 (4x)	WALKS ALLOWED 4 (4x) Last: 8/18/2023 @ Toledo
Last: 8/11/2023 vs. Iowa 8 (2x)	STRIKEOUTS 12 7/11/2022 vs. ACL Dodgers
8/18/2023 @ Toledo 26	BATTERS FACED 28 7/15/2019 vs. Carolina
8/18/2023 @ Toledo 99	PITCHES THROWN 99 8/18/2023 @ Toledo
5/17/2023 to 5/28/2023 7.0 IP	SCORELESS STREAK 11.1 IP 7/15/2019 to 7/21/2019

2023 RUN SUPPORT (OMAHA STARTS ONLY)

RUNS SCORED	0	1	2	3	4	5	6	7	8	9	10+
GAMES	2	5			1	1	1	1			1
PLAYER W-L	0-2	0-4			1-0	1-0	1-0	1-0			1-0
Team W-L	0-2	0-5			1-0	1-0	1-0	1-0			1-0

2023 GAME-BY-GAME

NW ARKANSAS NATURALS, AA

DATE	OPPONENT	RES	LEFT GAME	DEC	IP	H	R	ER	HR	HB	BB	SO	BF	NP-S
4/7	vs. Midland	L, 8-5	Top 2nd, losing 2-0	-	1.2	5	2	2	0	0	2	10	51	-39
4/14	@ Wichita	L, 7-4	Bottom 5th, losing 5-2	L	4.2	7	5	5	3	0	7	21	79	-20
4/20	vs. Amarillo	L, 3-2 (10)	End 2nd, winning 1-0	-	2.0	1	0	0	0	0	1	3	8	39-25
5/11	@ Arkansas	L, 9-3	Bottom 2nd, losing 3-0	L	1.0	3	6	6	0	0	3	9	44	-25
5/17	vs. Springfield	L, 11-2	Top 4th, tied 2-2	-	3.1	2	2	1	0	0	1	5	12	62-39
5/23	@ Tulsa	L, 6-5 (11)	Middle 6th, tied 0-0	-	5.0	4	0	0	0	0	1	5	20	69-45
5/28	@ Tulsa	L, 4-1	Middle 6th, losing 3-0	L	5.0	5	3	3	2	1	0	7	21	77-48
6/3	vs. Corpus Christi	L, 12-4	Top 2nd, losing 5-1	L	1.2	4	5	5	2	0	4	2	13	61-33
6/9	@ Springfield	W, 6-2	Bottom 6th, winning 5-2	W	5.2	6	2	2	0	1	1	8	25	97-64
6/15	vs. Frisco *	L, 10-2	End 6th, losing 5-2	L	5.0	7	5	4	0	1	2	5	25	90-63

OMAHA STORM CHASERS, AAA

DATE	OPPONENT	RES	LEFT GAME	DEC	IP	H	R	ER	HR	HB	BB	SO	BF	NP-S
6/22	@ Rochester	W, 8-4	Middle 6th, winning 5-4	W	5.0	7	4	4	3	0	1	2	23	89-55
7/2	vs. Iowa [G1] *	W, 11-1 (7)	Top 7th, winning 11-1	W	4.1	3	1	0	0	4	7	20	94-52	
7/7	@ Gwinnett *	W, 7-1	End 9th, win 7-1	SV	4.0	3	0	0	0	0	2	4	17	66-42
7/19	vs. St. Paul	L, 9-4	Top 4th, losing 3-1	L	3.2	5	3	3	0	0	4	2	19	78-45
7/25	@ Columbus	L, 10-2	Bottom 5th, trailing 2-1	L	4.2	5	3	3	1	0	1	2	20	75-49
7/30	@ Columbus	W, 7-5	Middle 6th, winning 7-2	W	5.0	4	2	2	1	0	2	3	21	83-47
8/5	@ Louisville	L, 5-1	Bottom 5th, losing 2-1	L	4.0	6	5	5	1	0	3	5	21	83-48
8/11	vs. Iowa	L, 9-4	Top 6th, winning 1-0	-	5.2	3	1	1	0	0	3	8	22	97-56
8/18	@ Toledo	L, 5-0	Bottom 6th, losing 4-0	L	5.2	8	4	4	1	0	4	5	26	99-58
8/24	vs. St. Paul	L, 10-7	Top 3rd, losing 6-0	L	2.2	6	7	7	1	0	3	4	16	74-41
8/30	vs. Louisville (Q)	W, 4-2	Top 7th, winning 4-0	W	6.0	5	1	1	0	0	2	6	23	89-57
9/5	@ Iowa (Q)	W, 10-9	Middle 7th, winning 10-2	W	6.0	5	2	2	2	0	1	2	24	93-54
9/10	@ Iowa	L, 9-3	Bottom 5th, losing 5-1	L	4.1	7	5	4	1	0	1	5	21	95-57
9/16	vs. Indianapolis (Q)	W, 9-2	End 6th, winning 6-2	W	6.0	5	2	2	1	0	1	3	23	82-52

KANSAS CITY ROYALS

DATE	OPPONENT	RES	LEFT GAME	DEC	IP	H	R	ER	HR	HB	BB	SO	BF	NP-S
9/27	@ DETROIT	L, 8-0	MIDDLE 3RD, LOSING 1-0	L	2.0	3	1	1	1	0	0	2	9	29-19
9/29	NEW YORK (AL) *	W, 12-5	END 9TH, WON 12-5	-	1.0	2	0	0	0	0	0	1	5	27-18

(Q) Indicates Quality Start

* Indicates Relief Appearance

INDICATES GAME WITH KANSAS CITY

2023 BATTED BALL STATISTICS (AA & AAA)

BABIP	GB/FB	LD%	GB%	FB%	IFFB%	HR/FB	Pull%	Cent%	Oppo%	SwStr%
-------	-------	-----	-----	-----	-------	-------	-------	-------	-------	--------



#57 ANDREW HOFFMANN

RIGHT-HANDED PITCHER

BORN: February 2, 2000 in Joliet, Illinois (Age 23)
HOMETOWN: Plainfield, Illinois
RESIDES: Plainfield, Illinois
HEIGHT/WEIGHT: 6'5" / 205 LBS
DRAFTED: Round 12 - 2021 (Atlanta Braves)
ACQUIRED: 7/11/22 - traded by Atlanta with OF Drew Waters and 3B CJ Alexander to Kansas City for 2022 CBA Pick # 35.
COLLEGE: Oakland University (Rochester, Michigan)
COLLEGE: John A. Logan College (Carterville, Illinois)
COLLEGE: University of Illinois (Champaign, Illinois)
HIGH SCHOOL: Plainfield East High School (Plainfield, Illinois)
SEASON WITH STORM CHASERS: 1st Season

SCOUTING REPORT (SL, 4SFB, SNK, CH, CB, CUT)

PITCH	SLIDER	4-SEAM FB	SINKER	CHANGEUP
USAGE	42.5%	19.5%	18.1%	17.5%
AVG. VELOCITY	81.8MPH	92.2MPH	92.0MPH	85.4MPH
WHIFF %	21.07%	7.86%	5.56%	24.00%
STRIKEOUTS	30	2	6	7
HOME RUNS	1	2	4	1
OPPONENT AVG.	.215 (17-for-79)	.500 (8-for-16)	.314 (11-for-35)	.286 (6-for-21)

2023 SEASON AT A GLANCE

- Hoffmann made **8 starts** for the Storm Chasers and pitched in **28 games overall** in 2023 between Omaha and NW Arkansas, after being promoted from Double-A to Triple-A on August 12.
- Combined to go 7-9 with a 5.53 ERA (77 ER in 125.1 IP) and 133 strikeouts (9.55 K/9) between NW Arkansas and Omaha.
- Had at least 6 strikeouts in each of his first five starts in Triple-A and 6 of his 8 starts (only 2 on 9/13 vs. IND and 9/24 @ COL).
- This season, Hoffmann made the most starts (27) among Royals minor league pitchers, was 2nd in the system in strikeouts (133), 3rd in innings pitched (125.1) and tied 4th in wins (7) ... at the time of his promotion to Triple-A, he was the Naturals' leader in starts (19), strikeouts (87) and innings (87.1).

2023 HIGHLIGHTS

- Entering the season, was rated by *Baseball America* as the No. 15 prospect in the Royals system, but fell out of the rankings in their midseason update.
- Opened the season again with NW Arkansas (AA) and made 19 starts for the Naturals with 1 relief appearance (as the bulk pitcher) before getting promoted to Triple-A on August 12.
- Threw 3 quality starts in Double-A: **5/9 @ ARK** (6.0 IP, 3 ER), **6/1 vs. CC** (6.0 IP, 1 ER) and **8/5 @ SPR** (6.0 IP, 0 ER) ... NWA went 7-12 in games he started ... threw at least 5.0 innings in 9 of 19 starts, but also had two starts where he didn't make it out of the 2nd inning. Had two games where he did not walk a batter, one at each level (**4/15 @ WCH** and **9/1 vs. LOU**).
- Struck out at least five batters in 15 of 28 appearances, including a season-high 9 on **8/26 vs. STP**.
- Was supposed to make his Triple-A debut **8/13 vs. LOU**, but game was rained out ... instead pitched twice in series @ Toledo, including his Triple-A debut **8/15 @ TOL**, where he retired 6 of his first 7 with 3 strikeouts, before allowing a 5-run 3rd inning ... opened his start **8/20 @ TOL** again with two scoreless innings, but allowed an unearned run in the 3rd, then struck out the side in the 4th and tied a season-high at the time with 8 strikeouts, also set a career-high with 6 walks.
- Earned his first Triple-A win **8/26 vs. STP**, limited the Saints to 2 runs over 5.0 innings, while striking out a season-high 9 batters ... kept the Saints off the board over the first four innings and struck out the side in the 3rd inning, retired 10 straight batters between the 2nd and 5th innings ... allowed a two-run double in the 5th but got a strikeout to end the 5th inning and his start.
- On **9/1 vs. LOU**, surrendered career-highs in hits (10), runs (7) and home runs (4), but did not walk a batter over 4.1 innings.
- Did not pitch into the 6th inning with Omaha, but threw exactly 5.0 innings in 5 of his last 6 starts with the Chasers ... held the opponent to 5 hits or less and 3 runs or less in 6 of his last 7 starts with the Chasers ... allowed 0 or 1 homer in 7 of 8 Omaha starts.

CAREER NOTES

- Split season between the Rome Braves (A+) and NW Arkansas (A) traded from the Braves to the Royals on July 11 along with Drew Waters and CJ Alexander for a draft pick (Competitive Balance A, #35 overall)
- Opened the season with the Rome Braves (A+ and made 15 starts in the South Atlantic League going 7-2 with a 2.36 ERA (21 ER in 80.0 IP), with 90 strikeouts to just 21 walks (4.29 K/BB) ... promoted to the Double-A Mississippi Braves on 7/8 but did not appear in a game for the M-Braves, with the team three days before being traded.
- Threw at least 5.0 innings in 13 of his 15 starts with the Rome Braves, seven of them being at least six innings, with a pair of seven-inning starts (4/27 vs. GBO & 6/16 @ ASH) ... recorded three scoreless starts: 5/15 vs. WS (5.0 IP), 6/23 vs. HIC (6.0 IP) and 7/6 vs. ASH (6.0 IP), including 2 of last 3.
- Recorded a career-high 14.2-inning scoreless streak from 6/16 to 6/29, spanning parts of three starts ... did not allow a run across his last 9.0 innings with Rome before the trade, the last three innings 6/29 @ Greenville and 6.0 scoreless 7/6 vs. Asheville, where he allowed two walks and two hits and struck out eight.
- Made his Double-A debut with the Naturals on 7/13 @ CC, threw in 4.1 innings and allowed what was at the time career-high five runs on eight hits, but did not walk a batter against a Hooks team that ranked fourth in MiLB in walks ... earned his first Double-A win 8/7 vs. TUL, his first quality start with the Naturals (6.0 IP, 1 ER) and seventh overall in 2022, struck out six, allowing just one run ... transferred to the Development List on 9/12, where he ended the season.

- 2021**
- Drafted by the Atlanta Braves in the 12th Round of the 2021 MLB Draft out of the University of Illinois.
- Before being drafted, made five relief appearances with the Mahoning Valley Scrapper in the first year of Major League Baseball's Draft League, as one of 39 players to be drafted from the circuit when the Braves took him in the 12th round ... allowed 2 earned runs in 7.2 innings, striking out 13 while walking two.
- Made his professional debut in Low-A with the Augusta Green GreenJackets ... across seven starts, went 2-2 with a 2.73 ERA (9 ER in 29.2 IP) and 37 strikeouts to just 8 walks (4.63 K/BB).
- Ended his season with a pair of back-to-back scoreless starts, 9/19 vs. COL and 9/15 @ MB, total of 12.0 IP ... threw 5.0 hitless innings against the Columbia Fireflies in the second game of a doubleheader, faced two over the minimum, allowed one walk and struck out eight ... threw 7.0 innings against the Myrtle Beach Pelicans, allowed three hits without a walk with season-high eight strikeouts in his final start.

- COLLEGE (2019-2021)**
- Produced a 34-game undefeated streak to end his collegiate career that stretched back to his last start with Oakland his Freshman season on 5/17/19 ... including summer ball, went 16-0 in those starts and three runs or fewer in 31 of 34 starts.
- JUNIOR (2021), ILLINOIS:** Served as the team's Friday Night starter, making 11 starts and led the Fighting Illini with a 2.87 ERA and 62.2 IP ... named All-Big Ten third team in 2021, going 3-0 with a 2.87 ERA (20 ER in 62.2 IP) and 64 strikeouts to 15 walks ... only the sixth Illini pitcher since 1980 to not suffer a loss in a season (min. 10 starts) ... team record was 8-3 in games he started.
- SOPHOMORE (2020), JOHN A. LOGAN CC:** Across five starts (26.0 IP), went 5-0 with a 2.08 ERA, 7 walks and, 46 strikeouts.
- FRESHMAN (2019), OAKLAND UNIVERSITY:** Started 12 of 13 games (56.0 IP), went 2-6 with a 6.75 ERA33 walks and 46 strikeouts ... second on team in ERA and third in innings pitched ... Summer of 2019, played for the Traverse City Pit.
- Spitters of the Northwoods League and went 8-0 with a 1.08 ERA and 43 strikeouts, was named the 2019 Northwoods League Pitcher of the Year and 2019 Northwoods League All-Star, led the Northwoods League in ERA and wins.

- MISCELLANEOUS**
- Two-year letterwinner at Plainfield East, where he played for head coach Adam O'Reel and was named All-Southern Prairie Conference, has the Plainfield High School all-time strikeout record.
- Parents are Glen and Sue ... Sister is Ashley
- Only uses conditioner and coconut oil to maintain his curly hair, has been growing it out for the last 3 years.

CAREER PITCHING

SEASON TEAM	W	L	ERA	G	GS	CG	SHO	SV	SVO	IP	H	R	ER	HR	HB	BB	IBB	SO	WHIP	AVG	AB	WP	BK	GDP	TBF	NP-S
2021 Augusta (A)	2	2	2.73	7	7	0	0	0	0	29.2	21	10	9	2	0	8	0	37	0.98	.198	106	2	0	2	116	419-289
2022 Rome (A+)	7	2	2.36	15	15	0	0	0	0	80.0	63	23	21	9	1	21	0	90	1.05	.217	290	4	2	10	317	1210-796
NW Arkansas (AA)	2	4	6.64	9	9	0	0	0	0	39.1	50	32	29	5	3	20	0	30	1.78	.313	160	1	0	3	185	744-451
2023 NW Arkansas (AA)	4	6	5.56	20	19	0	0	0	0	87.1	95	55	54	12	5	43	0	87	1.58	.280	339	2	1	4	390	1582-970
Omaha (AAA)	3	3	5.45	8	8	0	0	0	0	38.0	42	25	23	8	1	16	1	46	1.53	.275	153	3	0	1	171	690-430
Minor League Totals (3 Seasons)	18	17	4.46	59	58	0	0	0	0	274.1	271	145	136	36	10	108	1	290	1.38	.259	1048	12	3	20	1179	4645-2936

SEASON / CAREER HIGHS

SEASON	CAREER
Last: 8/5/2023 @ Springfield 6.0 (3x)	INNINGS PITCHED 7.0 (3x) 6/16/2022 @ Asheville
9/1/2023 vs. Louisville 10	HITS ALLOWED 10 9/1/2023 vs. Louisville
9/1/2023 vs. Louisville 7	RUNS ALLOWED 7 9/1/2023 vs. Louisville
9/1/2023 vs. Louisville 7	EARNED RUNS ALLOWED 7 9/1/2023 vs. Louisville
9/1/2023 vs. Louisville 4	HOME RUNS ALLOWED 4 9/1/2023 vs. Louisville
8/20/2023 @ Toledo 6	WALKS ALLOWED 6 8/20/2023 @ Toledo
8/26/2023 vs. St. Paul 9	STRIKEOUTS 11 4/21/2022 @ Bowling Green
5/9/2023 @ Arkansas 24	BATTERS FACED 28 7/22/2022 vs. Springfield
8/5/2023 @ Springfield 100	PITCHES THROWN 100 (2x) Last: 8/5/2023 @ Springfield
4/15/2023 to 4/27/2023 8.0 IP	SCORELESS STREAK 14.2 IP 6/16/2022 to 6/29/2022

2023 RUN SUPPORT (OMAHA STARTS ONLY)

RUNS SCORED	0	1	2	3	4	5	6	7	8	9	10+
GAMES	1	2	1	1	1	1	2				
PLAYER W-L	0-1	0-1	0-1	1-0		1-0	1-0				
Team W-L	0-1	1-1	0-1	1-0		1-0	2-0				

2023 GAME-BY-GAME

NW ARKANSAS NATURALS, AA

DATE	OPPONENT	RES	LEFT GAME	DEC	IP	H	R	ER	HR	HB	BB	SO	BF	NP-S
4/8	vs. Midland	L, 4-0	End 4th, losing 1-0	L	4.0	3	1	1	0	0	3	4	17	76-39
4/15	@ Wichita	W, 12-3	Middle 6th, winning 11-3	W	5.0	4	3	3	2	0	0	7	18	82-57
4/21	vs. Amarillo	W, 5-0	End 5th, winning 5-0	W	5.0	4	0	0	0	0	1	5	19	82-54
4/27	@ San Antonio	L, 5-1	Bottom 4th, losing 5-1	L	3.1	8	5	5	2	1	1	3	20	68-50
5/3	vs. Wichita	L, 3-1	Top 5th, tied 1-1	-	4.1	5	1	1	0	0	3	4	21	92-52
5/9	@ Arkansas (Q)	L, 8-4	Middle 7th, winning 4-3	-	6.0	5	3	3	0	0	3	7	24	71-48
5/14	@ Arkansas	L, 4-3	Middle 6th, tied 3-3	-	5.0	6	3	3	0	1	3	2	22	90-52
5/20	vs. Springfield	L, 9-0	Top 6th, losing 1-0	L	5.0	5	3	3	0	1	1	2	21	84-52
5/26	@ Tulsa	L, 4-3	Bottom 6th, tied 3-3	-	5.0	6	3	3	0	0	1	8	22	86-52
6/1	vs. Corpus Christi (Q)	L, 3-1	End 6th, tied 1-1	-	6.0	4	1	1	0	0	2	6	23	85-61
6/7	@ Springfield	L, 6-4	Bottom 4th, losing 6-3	L	3.1	6	6	6	1	1	4	4	19	80-46
6/13	vs. Frisco	L, 11-6	Top 2nd, losing 5-4	-	1.2	6	5	5	2	0	1	2	12	53-35
6/18	vs. Frisco *	L, 5-4	End 7th, losing 5-3	L	4.0	8	5	5	1	0	2	2	22	77-44
6/25	@ Tulsa	W, 11-4	Middle 5th, tied 4-4	-	4.0	4	4	4	2	1	2	6	19	77-47
7/2	@ Wichita	W, 7-4	Bottom 2nd, losing 2-0	-	1.2	2	4	4	0	0	3	2	9	44-22
7/8	vs. Arkansas	W, 4-3	End 4th, winning 4-1	-	4.0	2	1	1	1	0	5	18	84-41	
7/19	vs. Tulsa	W, 4-3	Top 6th, losing 4-0	W	5.1	3	0	0	0	0	2	7	20	87-56
7/25	@ Arkansas	L, 4-3	Bottom 5th, tied 3-3	-	4.1	6	3	3	1	0	3	3	22	85-54
7/30	@ Arkansas	L, 15-0	Bottom 5th, losing 3-0	L	4.1	5	4	3	0	0	2	3	20	79-47
8/5	@ Springfield (Q)	W, 5-0	Middle 7th, winning 5-0	W	6.0	3	0	0	0	0	1	6	22	100-61

OMAHA STORM CHASERS, AAA

DATE	OPPONENT	RES	LEFT GAME	DEC	IP	H	R	ER	HR	HB	BB	SO	BF	NP-S
8/15	@ Toledo	W, 11-8	Bottom 5th, winning 6-5	-	4.0	8	6	5	1	0	2	6	22	79-47
8/20	@ Toledo	L, 3-0	Bottom 5th, losing 2-0	L	4.2	3	2	1	0	0	6	8	23	93-49
8/26	vs. St. Paul	W, 7-3	End 5th, winning 3-2	W	5.0	4	2	2	0	1	2	9	22	89-54
9/1	vs. Louisville	L, 12-7	Top 5th, losing 7-2	L	4.1	10	7	7	4	0	0	6	22	88-61
9/7	@ Iowa	W, 10-2	Middle 6th, winning 5-2	W	5.0	4	2	2	1	0	3	7	22	97-60
9/13	vs. Indianapolis	L, 5-4	End 5th, losing 3-1	L	5.0	5	3	3	0	0	1	2	21	87-56
9/19	@ Columbus	W, 7-3	Middle 6th, winning 6-1	W	5.0	5	1	1	0	1	6	21	88-58	
9/24	@ Columbus	W, 3-2	Middle 6th, losing 2-1	-	5.0	3	2	2	1	0	1	2	18	69-45

(Q) Indicates Quality Start

*Indicates Relief Appearance

2023 BATTED BALL STATISTICS (AA & AAA)

BABIP	GB/FB	LD%	GB%	FB%	IFFB%	HR/FB	Pull%	Cent%	Oppo%	SwStr%
.341	0.88	24.2%	35.6%	40.3%	26.2%	13.8%	45.3%	21.7%	33.0%	12.4%

PLAYER 2023 QUICK NOTES CAREER HIGHS

56 JUSTIN ANDERSON
 RHP • L/R • 6'3" • 230 lbs • 9/28/1992 (31)
 Signed 6/8/2023 as a Minor League Free Agent
 Drafted by Los Angeles (AL) – 2014, 14th Round (UTSA)
 Born/Resides: Houston, Texas

48 JOE BARLOW
 RHP • R/R • 6'2" • 200 lbs • 9/28/1995 (27)
 Claimed off Waivers from Texas – 8/4/2023
 Drafted by Texas – 2016, 11th Round (Salt Lake CC)
 Born: Riverton, Utah • Resides: Scottsdale, Arizona

32 CHRISTIAN CHAMBERLAIN
 LHP • L/L • 5'10" • 175 lbs • 7/20/1999 (24)
 2020 MLB Draft – Round 4 (Oregon State)
 Born: Grand Junction, Colorado • Resides: Reno, Nevada

47 DYLAN COLEMAN
 RHP • R/R • 6'5" • 235 lbs • 9/16/1996 (27)
 Traded from San Diego – 11/5/2020
 Drafted by San Diego – 2018, 4th Round (Missouri State)
 Born: Potosi, Missouri • Resides: Mineral Point, Missouri

48 AUSTIN COX
 LHP • L/L • 6'4" • 235 lbs • 8/19/1997 (26)
 2018 MLB Draft – Round 5 (Mercer)
 Born: Macon, Georgia • Resides: Kansas City, Missouri

46 STEVEN CRUZ
 RHP • R/R • 6'6" • 233 lbs • 6/15/1999 (24)
 Traded from Minnesota – 1/24/2023
 Originally signed 3/20/2017 with Minnesota (Intl. F.A.)
 Born/Resides: Salcedo, Dominican Republic

45 JOSE CUAS
 RHP • R/R • 6'3" • 200 lbs • 6/28/1994 (28)
 Signed 6/23/2021 as a Minor League Free Agent
 Drafted by Milwaukee – 2015, 11th Round (Maryland)
 Born: Santo Domingo, D.R. • Resides: Brooklyn, N.Y.

36 BRETT DE GEUS
 RHP • R/R • 6'2" • 190 lbs • 11/4/1997 (25)
 Signed 5/12/2023 as a Minor League Free Agent
 Drafted by Los Angeles (NL) – 2017, 33rd Round (Cabrillo College)
 Born/Resides: Pleasanton, California

55 JONAH DIPOTO
 RHP • R/R • 6'1" • 225 lbs • 9/3/1996 (27)
 2019 MLB Draft – Round 35 (UC San Diego)
 Born: Queens, New York • Resides: San Diego, California

24 JOSH DYE
 LHP • L/L • 6'5" • 180 lbs • 9/14/1996 (27)
 2018 MLB Draft – Round 23 (Florida Gulf Coast)
 Born: Deland, Florida • Resides: Fort Myers, Florida

54 AMIR (MLB REHAB) GARRETT
 LHP • R/L • 6'5" • 245 lbs • 5/3/1992 (31)
 Traded from Cincinnati – 3/16/2022
 Drafted by Cincinnati – 2011, 22nd Round (St. John's)
 Born: Apple Valley, Calif. • Resides: Las Vegas, Nev.

38 TAYLOR HEARN
 LHP • L/L • 6'6" • 230 lbs • 8/30/1994 (28)
 Traded from Atlanta – 7/30/2023
 Drafted by Washington – 2015, 5th Round (Oklahoma Baptist)
 Born: Roysse City, Texas • Resides: Rockwell, Texas

✦ Signed as a Minor League free agent with the Royals in June, pitched 10 games for the ACL Royals (R), transferred to NW Arkansas (AA), ended the year with Omaha (AAA).
 ✦ Assigned to the Nationals on August 9 and pitched in 12 games (1 start) in Double-A and went 3-0 with a 7.64 ERA (15 ER in 17.2 IP) and struck out 37 (18.84 K/9) ... across his last 6 games with NWA, only allowed 1 ER over his final 11.0 IP (0.81 ERA).
 ✦ Assigned to Omaha on September 19 and threw 2.0 scoreless innings with 2 strikeouts in his Storm Chasers debut on 9/21 @ COL, then added 1.1 scoreless innings on 9/23, to finish his season with 3.1 scoreless innings for the Chasers.

SLIDER: 84.2MPH | 66.1% 4-SEAM FB: 94.4MPH | 29.0% CHANGEUP: 91.5MPH | 4.8%

✦ Opened the season with Round Rock (AAA), pitched in 20 games across 3 stints with the Express, as well as 13 games over 2 stints with Texas in the big leagues (5/16-5/30 & 6/14-7/4) with a 4.66 ERA (6 ER in 9.2 IP) and 6 strikeouts to just 2 walks ... 13 of 20 appearances in Triple-A with Round Rock were scoreless.
 ✦ Claimed off waivers from Texas by the Royals on August 4 and optioned to Omaha, pitched 12 games (1 start) with the Storm Chasers through the end of the season.
 ✦ Served as the opener on 8/12 vs. IOW and allowed 3 ER in 2.0 IP and took a no-decision.
 ✦ Set a career-high with 7 hits allowed over 1.2 innings on 8/25 vs. STP, also allowed a career-high 7 runs, only 4 earned, 1 shy of a career-worst).
 ✦ Designated for assignment on September 1 and outrighted to Omaha on September 3 ... his next four appearances after being outrighted to Triple-A were scoreless.

SLIDER: 84.8MPH | 55.1% 4-SEAM FB: 91.8MPH | 32.8% CURVEBALL: 77.2MPH | 9.3% CUTTER: 85.6MPH | 2.3%

Ranked by Baseball America as the No. 30 Royals prospect
 ✦ Opened the season in NW Arkansas (AA) and made 20 appearances out of the bullpen for the Nationals ... went 1-2 with a 1.99 ERA (7 ER in 31.2 IP), and struck out 49 (13.9 K/9) ... 14 of his 20 Double-A appearances were scoreless.
 ✦ Promoted to Omaha on June 20 and made his Triple-A debut 6/20 @ ROC (1.0 IP, 2 R, 2 K), 1 of 10 appearances for Omaha with multiple strikeouts.
 ✦ 15 of his 26 Triple-A games were scoreless ... after allowing 15 ER in first 11 games/9.2 IP (13.97 ERA), allowed 2 ER in 10 games/9.2 IP (1.86 ERA), between 7/28 and 8/24.
 ✦ Among Royals Minor League pitchers with at least 40.0 IP, ranked 2nd with 13.50 K/9 and 2nd with 32.2% K% (84 K in 56.0 IP between AA & AAA), trailing John McMillon.

4-SEAM FB: 94.9MPH | 55.4% SLIDER: 85.0MPH | 35.6% SINKER: 95.0MPH | 6.0% CURVEBALL: 80.5MPH | 3.1%

✦ Made his second consecutive Opening Day Roster with the Royals & allowed 10 ER in 5.0 IP (18.00 ERA) in 5 games with 7 H, 7 BB & 5 K ... optioned to Omaha on 4/14 and did not appear in his first game with the Storm Chasers until 5/2 vs. LOU.
 ✦ 22 of his 32 Storm Chasers appearances were scoreless, including 6 of 7 between June 13 and July 3, before he was called back up to Kansas City on July 5.
 ✦ In his 2nd stint with the Royals, pitched 18 games (11 scoreless), with a 5.40 ERA (8 ER in 13.1 IP) with 12 BB & 16 K ... optioned back to Omaha August 22.
 ✦ 7 of his first 8 games in 2nd stint with Omaha were scoreless between August 25 and September 13, then took a loss in 3 of his last 4 Triple-A outings (4 ER in 2.2 IP).
 ✦ 48 of 92 outs he recorded with Omaha this year were strikeouts, 52% (30 on Sweeper, 15 on 4SFB, 3 on slider) ... his 14.09 K/9 (48 K in 30.2 IP) ranked 3rd among Royals minor leaguers with at least 30.0 innings pitched, his 32.7% K% ranked 5th among that same group of 79 pitchers.

4-SEAM FB: 96.1MPH | 48.3% SWEEPER: 81.1MPH | 33.1% SLIDER: 90.3MPH | 18.5%

✦ Opened the season with Omaha and pitched in 5 games (4 starts) before his contract was selected by Kansas City on May 3, threw 2.0 scoreless innings in MLB Debut on 5/4 vs. BAL optioned the next day on May 5 ... totaled 3 stints with each Omaha and Kansas City by the end of the season.
 ✦ Pitched 5 games (4 starts) in his 2nd stint with the Storm Chasers, recalled on June 7, optioned to Triple-A July 4 and pitched twice more for Omaha, before being recalled on July 19 ... finished the year on KC's 60-Day Injured List with an ACL tear ... over 24 games with the Royals (3 starts), went 0-1 with a 4.54 ERA (18 ER in 35.2 IP).
 ✦ 4 of 12 appearances with Omaha were scoreless, including 3 starts ... made 1 quality start for Omaha, his 4th start of the year on 4/27 @ NAS (6.0 IP, 0 R).
 ✦ Began his MLB career by retiring 35 of the first 39 batters he faced across 6 relief appearances into June 22, allowing only 4 walks, his 39 batters without allowing a hit marked the longest such streak in the Expansion Era.

4-SEAM FB: 91.1MPH | 48.2% CHANGEUP: 82.6MPH | 22.4% CURVEBALL: 76.3MPH | 20.3% CUTTER: 88.3MPH | 5.3% SLIDER: 83.0MPH | 3.8%

✦ On January 24, was traded from Minnesota with LHP Evan Sisk to Kansas City in exchange for OF Michael A. Taylor ... opened the year with NW Arkansas (AA) and pitched in 29 games with a 2.20 ERA (8 ER in 32.2 IP), 9 saves and 42 strikeouts ... at the time of his promotion to Triple-A, led the Texas league in saves (9), tied 3rd in games pitched (29).
 ✦ Did not allow an earned run over his last 14 appearances (16.2 IP) with NWA, a stretch between May 26 and July 8, where he held opponents to a .180 average (11-for-61).
 ✦ Assigned to Omaha on July 12 and threw a scoreless inning in Triple-A Omaha on 7/14 vs. IND.
 ✦ 10 of 14 games with Omaha were hitless and scoreless ... 11 of 13 ER allowed in Triple-A came between 2 games – 7/20 vs. STP (5 ER in 2.0 IP) & 8/10 vs. IOW (6 ER in 0.1 IP).
 ✦ Had his contract selected by Kansas City on August 29 and finished the season in the big leagues, pitching 10 games for the Royals (4 as opener, where he had a 1.59 ERA).
 ✦ In his MLB debut on 8/29 vs. PIT, allowed 4 ER on 3 H and 3 BB over 0.2 IP ... allowed just 3 ER in 12.0 IP (2.25 ERA) in September, with 14 strikeouts.

4-SEAM FB: 97.7MPH | 48.3% SLIDER: 91.5MPH | 36.7% SINKER: 97.1MPH | 15.0%

✦ Opened the season in Kansas City's bullpen, pitched in 14 games with a 1-0 record and 5.65 ERA (9 ER in 14.1 IP), optioned to Omaha on May 3 and pitched just one game for the Chasers, 5/6 vs. LOU (1.0 IP, 1 H, 1 R, SV), then recalled on May 8 and finished the season in the big leagues.
 ✦ 1 of 3 Omaha pitchers to only appear in 1 game in 2023, his 1.0 inning pitched is the fewest of the group (2.0 IP for Cody Poteet – 1.2 IP for Emilio Marquez).
 ✦ Traded by Kansas City to the Chicago Cubs on July 31 in exchange for OF Nelson Velázquez ... between the Royals and Cubs, combined to pitch in 72 games, tied 9th in MLB ... inherited 56 runners between the two teams, the 2nd-most in baseball (24 inherited runners scored, 43%).
 ✦ Appeared in 45 games for the Royals this season, posted a 4.54 ERA (21 ER in 41.2 IP) with 52 strikeouts (27.1 K%) ... with the Cubs, appeared in 27 game sand posted a 3.04 ERA (8 ER in 23.2 IP) with 19 strikeouts (19.0%) ... 21 of 27 games with Chicago were scoreless, including his first 8 and 14 of his first 15.

SINKER: 91.9MPH | 66.7% SLIDER: 82.3MPH | 33.3%

✦ Opened the year with the Frederick team in the independent Atlantic League, pitched 5 games with 3.00 ERA (2 ER in 6.0 IP) and was signed by Kansas City as a Minor League free agent on May 12, then assigned to NW Arkansas (AA) on May 30.
 ✦ Pitched 19 games (2 starts) for NWA and went 2-1 with a 2.97 ERA (11 ER in 33.1 IP) with 28 strikeouts to 8 walks (3.5 K/BB).
 ✦ Assigned to Omaha on August 10, allowed a run in 5 of his 9 outings with OMA, including 4 outings of multiple runs ... tied a season-high by allowing 6 runs over just 0.2 IP on 9/21 @ COL, allowed 6 straight hits with two outs.
 ✦ Threw a perfect 9th inning in 8/31 vs. LOU, his only outing without allowing a baserunner.

SINKER: 95.1MPH | 39.5% CUTTER: 89.0MPH | 36.1% CURVEBALL: 82.9MPH | 23.6%

✦ For the 2nd straight year, made his spring debut with a scoreless Cactus League inning against his dad's Seattle Mariners, on February 26.
 ✦ Opened the regular season with NW Arkansas (AA), pitched 10.1 scoreless innings with 1 ER and 13 K across 7 relief outings to open the year.
 ✦ Assigned to Omaha (AAA) on May 3 and did not allow an earned run in 24 of 36 outings with Omaha, including a season-high 3.0 scoreless with 5 K on 8/24 vs. STP.
 ✦ Fired a streak of 6 straight scoreless games from June 8 to June 30 and finished the month of June with 1 ER in 9.2 IP (0.93 ERA).
 ✦ Struck out 2+ in 13 games, including 9 of his first 13 outings, then just 4 of his final 23.
 ✦ Compiled a 2.84 ERA (6 ER in 19.0 IP) over 15 games the 1st half compared to a 5.48 ERA (13 ER in 21.1 IP) over 21 games in the 2nd half.
 ✦ Held his opponent scoreless over 9 of his final 10 outings and 10.1 innings, but only threw 4.2 innings over 7 outings in September.

SLIDER: 81.6MPH | 41.5% SINKER: 93.8MPH | 24.7% CURVEBALL: 80.2MPH | 19.2% CUTTER: 87.2MPH | 14.4%

✦ Opened the season on Omaha's Development List, then activated on April 12 and threw 1.2 perfect innings in his season debut 4/13 @ IOW.
 ✦ His first 3.2 innings of the year were scoreless before allowing a homer 4/21 vs. GWN.
 ✦ Only pitched 3 games for the Chasers before being released on May 2 ... signed with Texas as a free agent on May 11.
 ✦ Pitched 7 games for the Round Rock Express (AAA) in the Rangers organization and went 1-1 with a 7.50 ERA (10 ER in 12.0 IP) ... 3 scoreless outings, also 4 outings of 2+ runs.
 ✦ Placed on Round Rock's 7-day injured list June 6 and transferred to the 6-Day IL on June 28 and ended the season on the IL.

SINKER: 84.5MPH | 77.5% SLIDER: 78.6MPH | 22.5%

✦ Appeared in 23 games for the Royals to open the season, went 0-0 with a 3.00 ERA (7 IP in 21.0 IP) and 24 strikeouts, then placed on the 10-Day Injured List on June 2, retroactive to May 29 with left elbow valgus extension overload ... assigned to Omaha on Major League rehab on June 22.
 ✦ Made 3 appearances with Omaha while on rehab assignment ... walked 3 in 0.2 IP on 6/22 @ ROC, threw scoreless inning on 6/25 @ ROC, allowed 3 ER in 1.0 IP 6/28 vs. IOW.
 ✦ Pitched 4 more games with Kansas City after being activated from the Injured List, first three were scoreless, then allowed 4 R in 0.2 IP on 7/6 @ CLE, then DFA'd by KC on July 9.
 ✦ Released by the Royals on July 15 and signed with Cleveland as a Minor League free agent on July 24 ... pitched 5 games for the Columbus Clippers (AAA) with a 5.79 ER (3 ER in 4.2 IP) and 4 strikeouts, then released on August 24.

SLIDER: 85.7MPH | 59.7% 4-SEAM FB: 94.7MPH | 26.9% SINKER: 93.5MPH | 13.4%

✦ Made Texas' Opening Day roster, but optioned to Triple-A 4/13 and remained with the Round Rock Express (AAA) through mid-July, where he had a 3.66 ERA (16 ER in 39.1 IP) with 54 strikeouts (12.4 K/9) in 24 appearances (2 starts).
 ✦ Was designated for assignment by Texas July 19 and acquired by Atlanta on July 24 ... pitched 1 game for the Braves on 7/29 vs. MIL, before he was acquired by Kansas City on July 30 in exchange for Nicky Lopez, optioned to Omaha ... allowed 0 ER over 3.1 IP with Omaha, called up to Kansas City on August 8.
 ✦ Appeared in 8 games for the Royals with a 8.22 ERA (7 ER in 7.2 IP), optioned back to Omaha August 29 and finished the season with the Storm Chasers ... allowed 1 ER in 9.2 IP over his first 7 games since after optioned (0.92 ERA), then allowed 3 ER in 0.2 IP on 9/22 @ COL.
 ✦ Earned saves in 2 of his last 3 outings with Omaha, 9/20 @ COL (1.0 IP, 0 R, 1 K) and 9/24 @ COL (1.0 IP, 0 R, 3 K).

IP 8.0 9/6/15 vs. Wisconsin

K 9 5/30/15 vs. Quad Cities

BB 6 6/12/16 vs. High Desert

H 14 7/23/16 @ San Jose

ER 6 (5x) Last: 9/4/2016 @ Lancaster

NP 106 8/13/16 vs. Modesto

IP 4.2 7/28/17 @ Everett

K 6 (5x) Last: 7/15/18 @ Charleston

BB 4 (2x) Last: 6/22/18 vs. West Virginia

H 7 8/25/23 vs. St. Paul

ER 5 5/24/18 vs. Delmarva

NP 67 7/1/17 @ Boise

IP 2.2 (2x) Last: 5/14/22 vs. Wisconsin

K 6 5/3/22 @ Cedar Rapids

BB 4 4/8/22 @ South Bend

H 4 (3x) Last: 7/16/22 vs. Indianapolis

ER 6 6/17/22 vs. Arkansas

NP 48 4/8/22 @ South Bend

IP 3.0 8/31/19 vs. Lansing

K 4 (4x) Last: 9/12/21 @ St. Paul

BB 4 4/10/23 @ TEXAS

H 5 7/4/21 @ Springfield

ER 6 4/10/23 @ TEXAS

NP 38 8/22/18 @ Great Lakes

IP 8.0 6/14/19 @ Columbia

K 10 7/23/19 vs. Potomac

BB 5 (2x) Last: 5/7/22 vs. Columbus

H 10 6/29/22 @ St. Paul

ER 5 (7x) Last: 5/31/23 vs. Memphis

NP 119 6/14/19 @ Columbia

IP 4.0 (2x) Last: 6/23/18 @ GCL Red Sox

K 6 (3x) Last: 8/25/19 vs. Danville

BB 5 7/9/18 vs. GCL Rays

H 5 (3x) Last: 5/14/21 vs. Clearwater

ER 6 (2x) Last: 8/10/23 vs. Iowa

NP 54 5/8/21 @ Bradenton

IP 4.0 8/2/19 @ Peoria

K 6 (2x) Last: 8/20/21 @ Tulsa

BB 4 8/2/19 @ Peoria

H 7 6/24/18 @ Cedar Rapids

ER 7 6/24/18 @ Cedar Rapids

NP 56 6/24/18 @ Cedar Rapids

IP 6.0 (3x) Last: 8/24/18 @ Orem

K 7 6/28/18 @ Orem

BB 4 (2x) Last: 5/7/19 @ Kane County

H 9 (2x) Last: 8/29/18 vs. Idaho Falls

ER 6 (2x) Last: 9/21/23 @ Columbus

NP 94 8/24/18 @ Orem

IP 3.0 (5x) Last: 8/24/23 vs. St. Paul

K 6 5/16/21 vs. Cedar Rapids

BB 4 (2x) Last: 4/8/22 @ Springfield

H 6 8/24/23 vs. St. Paul

ER 4 (3x) Last: 8/11/23 vs. Iowa

NP 50 8/24/22 vs. Springfield

IP 5.0 (3x) Last: 9/2/18 vs. Potomac

K 8 4/26/19 vs. Greenville

BB 4 7/9/22 vs. Toledo

H 9 8/19/18 vs. Danville

ER 5 7/23/22 vs. Iowa

NP 72 (2x) Last: 9/2/18 vs. Potomac

IP 7.0 9/3/17 @ Columbus

K 12 4/19/17 vs. BALTIMORE

BB 6 7/30/16 @ Durham

H 11 7/4/17 vs. Toledo

ER 9 4/24/17 @ MILWAUKEE

NP 109 8/15/16 @ Indianapolis

IP 7.0 (4x) Last: 9/5/2021 @ LOS ANGELES (AL)

K 10 (2x) Last: 6/14/2018 @ Binghamton

BB 4 (12x) Last: 6/2/2022 vs. TAMPA BAY

H 10 6/18/2022 @ DETROIT

ER 8 6/18/2022 @ DETROIT

NP 106 6/7/2018 vs. Reading

PLAYER	2023 QUICK NOTES	CAREER HIGHS
51 BRAD KELLER (MLB REHAB) RHP • R/R • 6'5" • 250 lbs • 7/27/1995 (28) Traded from Cincinnati – 12/14/2017 Drafted by Arizona – 2013, 8th Round (Flowery Branch HS) Born: Snellville, Georgia • Resides: Apollo Beach, Florida	✨ Opened the season on the Royals and made 9 starts, going 4-4 with a 4.36 ERA (21 ER in 43.1 IP) and 31 strikeouts to 40 walks (0.78 K/BB) ... placed on the 15-day injured list on May 19, retroactive to May 16 with right shoulder impingement syndrome. ✨ Assigned to Omaha on May 28 and has pitched in 9 games (2 starts) with the Storm Chasers ... in 2 starts, pitched to a 2.25 ERA (1 ER in 4.0 IP) with 5 BB & 3 K ... over 7 games as a reliever. 25.20 ERA (14 ER in 5.0 IP) with 16 BB, 2 K ... returned from rehab assignment on July 28. ✨ Restarted his rehab assignment on August 14 with the ACL Royals (R) and pitched twice, then transferred to NW Arkansas (AA) to continue rehabbing on August 20 ... pitched 6 games with the Nationals, went 2-0 with a 4.15 ERA (4 ER in 8.2 IP) and 4 BB to 8 K. ✨ Transferred to the 60-Day IL by the Royals on August 16, while on rehab ... activated September 9 and pitched twice in relief, back to the IL September 19 to end the season. 4-SEAM FB: 93.3MPH 41.2% SLIDER: 84.0MPH 23.6% CHANGEUP: 91.3MPH 16.0% CURVEBALL: 83.3MPH 10.0% SINKER: 92.5MPH 8.8% Ranked by MLB Pipeline as the No. 25 Royals prospect ... Ranked by Baseball America as the No. 22 Royals prospect ✨ Opened the season with NW Arkansas (AA) and appeared in 21 games out of the bullpen with a 3.38 ERA (11 ER in 29.1 IP) and 44 strikeouts to 14 walks ... did not allow a run over his final 11.0 IP (6 games) with the Nationals and was promoted to Omaha on June 13. ✨ Made his Triple-A debut on 6/14 vs. COL with 2.0 scoreless IP and 5 K including striking out the side in the 8th inning to begin his Storm Chasers career. ✨ Represented the Royals in the All-Star Futures Game on 7/8 in Seattle, threw 0.1 IP with 2 BB and took the loss in a 5-0 defeat to the National League. ✨ Placed on Omaha's Injured List September 5, activated September 12 and pitched 5 games in September, with 3 of his final 4 outings scoreless. ✨ Allowed 3 ER in his first 15.2 IP (1.72 ERA) and 12 games with Omaha, then allowed 19 ER in his last 19.1 IP (8.84 ERA), including runs in 9 straight games from 7/28 to 8/23.	IP 9.0 9/13/2020 vs. PITTSBURGH K 10 (2X) Last: 4/12/2019 vs. CLEVELAND BB 8 5/15/2023 @ SAN DIEGO H 13 8/2/2022 @ CHICAGO (AL) ER 8 (5X) Last: 8/13/2022 vs. LOS ANGELES (NL) NP 119 4/12/2019 vs. CLEVELAND IP 3.0 (5X) Last: 8/12/21 vs. Beloit K 6 (5X) Last: 8/12/21 vs. Beloit BB 5 (2X) Last: 6/2/22 vs. Corpus Christi H 6 8/24/22 vs. Springfield ER 7 8/24/22 vs. Springfield NP 56 7/1/21 vs. Cedar Rapids IP 8.0 (2X) Last: 8/24/19 @ Frisco K 10 (2X) Last: 7/3/21 @ St. Paul BB 5 (3X) Last: 5/31/22 vs. Indianapolis H 11 (2X) Last: 6/14/22 @ Iowa ER 9 6/14/22 @ Iowa NP 107 6/8/19 vs. Fayetteville I 3.1 8/1/18 vs. Aberdeen K 6 8/8/18 vs. Lowell BB 5 9/12/21 vs. Rochester H 5 7/2/18 vs. Brooklyn ER 5 (2X) Last: 9/6/21 vs. TORONTO NP 53 8/8/18 vs. Lowell IP 8.0 7/25/2021 vs. DETROIT K 10 6/17/2022 @ OAKLAND BB 5 6/22/2022 @ LOS ANGELES (AL) H 10 (3X) Last: 9/9/2022 vs. DETROIT ER 8 (2X) Last: 7/8/2021 vs. Toledo NP 108 7/1/2023 vs. LOS ANGELES (NL) IP 5.0 (4X) Last: 8/25/21 vs. Wisconsin K 10 8/16/19 @ AZL Mariners BB 3 (2X) Last: 6/22/22 @ Wisconsin H 7 (2X) Last: 8/25/21 vs. Wisconsin ER 6 (2X) Last: 6/1/22 vs. Indianapolis NP 75 8/25/21 vs. Wisconsin IP 6.1 5/31/22 vs. Corpus Christi K 11 (2X) Last: 7/15/22 vs. TAMPA BAY BB 6 7/10/22 vs. Tulsa H 10 (3X) Last: 4/28/23 @ San Antonio ER 8 6/11/22 @ Tulsa NP 104 9/10/22 @ Wichita IP 7.1 7/7/22 vs. Toledo K 12 (2X) Last: 8/1/18 @ Pulaski BB 6 5/10/22 vs. Wichita H 10 7/13/21 @ Indianapolis ER 8 (3X) Last: 9/11/22 vs. Indianapolis NP 104 7/30/19 vs. Fayetteville IP 9.0 5/2/15 @ Arkansas K 10 (2X) Last: 6/3/17 vs. Omaha BB 4 (8X) Last: 5/17/23 @ SAN DIEGO H 11 5/5/15 @ Jupiter ER 9 7/24/16 vs. LOS ANGELES (NL) NP 102 (2X) Last: 6/3/17 vs. Omaha IP 10 8/28/19 vs. Lakeland K 10 8/13/21 vs. Akron BB 6 6/9/21 vs. Hartford H 8 (2X) Last: 4/27/22 @ New Hampshire ER 7 6/28/23 vs. CLEVELAND NP 98 6/15/22 vs. Portland IP 9.0 (2X) Last: 5/26/18 vs. ARIZONA K 9 (4X) Last: 5/1/22 vs. St. Paul BB 5 (4X) Last: 6/9/22 vs. Lehigh Valley H 12 6/13/15 @ Lake Elsinore ER 8 (3X) Last: 9/20/22 vs. Iowa NP 118 9/15/17 @ PHILADELPHIA IP 5.0 6/23/19 vs. Greenville K 6 7/16/19 @ Rome BB 3 (3X) Last: 7/29/23 vs. Rochester H 5 (5X) Last: 4/8/23 vs. Toledo ER 8 9/11/21 @ St. Paul NP 60 6/23/19 vs. Greenville
62 WILL KLEIN RHP • R/R • 6'5" • 230 lbs • 11/28/1999 (23) 2020 MLB Draft – Round 5 (Eastern Illinois) Born: Maryville, Tenn. • Resides: Bloomington, Ind.	✨ Opened the season with the Storm Chasers and made 4 starts, going 2-1 with a 6.88 ERA (26 ER in 34.0 IP) and 29 strikeouts ... made two quality starts (4/18 vs. GWN & 5/5 vs. LOU). ✨ Contract was selected by Royals on May 17, pitched in 6 games (2 starts) for Kansas City and went 1-2 with a 6.15 ERA (18 ER in 26.1 IP). ✨ Behind opener Josh Staumont , retired his first 18 hitters in relief on 5/28 @ STL, carried a combined perfect game into the 8th inning until Nolan Arenado singled. ✨ Was designated for assignment on June 18, outrighted to Omaha June 20 ... made 4 relief appearances, including 2.0-inning scoreless outings: 6/23 @ ROC & 6/29 vs. IOW. ✨ Traded from Kansas City to the Chicago White Sox for cash on July 13 and finished the year pitching for the Charlotte Knights (AAA), managed by Mike Jirschele 's son Justin Jirschele ... began in the Charlotte rotation with 4 starts, but 11 of his final 12 appearances came in relief ... pitched to a 5.29 ERA (20 ER in 34.0 IP) with the Knights. 4-SEAM FB: 91.2MPH 38.4% SLIDER: 82.3MPH 29.9% CHANGEUP: 85.7MPH 11.7% SINKER: 90.8MPH 11.1% CUTTER: 87.2MPH 6.5% ✨ Opened the season in the Phillies organization and made 5 appearances (4 starts) with Lehigh Valley (AAA) and went 0-2 with a 7.31 ERA (13 ER in 16.0 IP) with 15 strikeouts and 7 walks ... designated for assignment by Philadelphia on May 4 and traded to Kansas City on May 8 for OF Junior Marin and cash. ✨ Allowed runs in 4 of his first 6 outings with Omaha, for a 9.90 ERA in May (11 ER in 10.0 IP) ... his next 6 outings were scoreless, with a 0.00 ERA (0 ER in 10.1 IP) in June and his 15.0-inning scoreless streak between June 4 and July 6 (8 games) was the longest on the Storm Chasers this season. ✨ Recalled by KC on June 24 and made his MLB debut 6/28 vs. CLE, but allowed a career-high 7 R on 6 H & 1 BB in 1.0 IP and was optioned back to Omaha June 30. ✨ Had two stints with Omaha after his MLB debut (6/30-8/1 & 8/17-9/1), retired 61 of his last 174 batters (73%) ... since June 1, 14 of his last 17 OMA outings were scoreless. ✨ Recalled for a 3rd stint with Kansas City on September 1st and threw 16.1 scoreless innings to end the season ... over 12 innings, retired 48 of the last 53 batters he faced (91%) ... did not issue a walk after August 12, giving him the longest walkless streak by a Royal this season (18.1 IP), over Zack Greinke 's 18.0-inning streak (7/25-8/22). CURVEBALL: 81.4MPH 45.3% SINKER: 93.7MPH 34.1% SLIDER: 86.6MPH 14.7%	IP 3.0 (5X) Last: 8/12/21 vs. Beloit K 6 (5X) Last: 8/12/21 vs. Beloit BB 5 (2X) Last: 6/2/22 vs. Corpus Christi H 6 8/24/22 vs. Springfield ER 7 8/24/22 vs. Springfield NP 56 7/1/21 vs. Cedar Rapids IP 8.0 (2X) Last: 8/24/19 @ Frisco K 10 (2X) Last: 7/3/21 @ St. Paul BB 5 (3X) Last: 5/31/22 vs. Indianapolis H 11 (2X) Last: 6/14/22 @ Iowa ER 9 6/14/22 @ Iowa NP 107 6/8/19 vs. Fayetteville I 3.1 8/1/18 vs. Aberdeen K 6 8/8/18 vs. Lowell BB 5 9/12/21 vs. Rochester H 5 7/2/18 vs. Brooklyn ER 5 (2X) Last: 9/6/21 vs. TORONTO NP 53 8/8/18 vs. Lowell IP 8.0 7/25/2021 vs. DETROIT K 10 6/17/2022 @ OAKLAND BB 5 6/22/2022 @ LOS ANGELES (AL) H 10 (3X) Last: 9/9/2022 vs. DETROIT ER 8 (2X) Last: 7/8/2021 vs. Toledo NP 108 7/1/2023 vs. LOS ANGELES (NL) IP 5.0 (4X) Last: 8/25/21 vs. Wisconsin K 10 8/16/19 @ AZL Mariners BB 3 (2X) Last: 6/22/22 @ Wisconsin H 7 (2X) Last: 8/25/21 vs. Wisconsin ER 6 (2X) Last: 6/1/22 vs. Indianapolis NP 75 8/25/21 vs. Wisconsin IP 6.1 5/31/22 vs. Corpus Christi K 11 (2X) Last: 7/15/22 vs. TAMPA BAY BB 6 7/10/22 vs. Tulsa H 10 (3X) Last: 4/28/23 @ San Antonio ER 8 6/11/22 @ Tulsa NP 104 9/10/22 @ Wichita IP 7.1 7/7/22 vs. Toledo K 12 (2X) Last: 8/1/18 @ Pulaski BB 6 5/10/22 vs. Wichita H 10 7/13/21 @ Indianapolis ER 8 (3X) Last: 9/11/22 vs. Indianapolis NP 104 7/30/19 vs. Fayetteville IP 9.0 5/2/15 @ Arkansas K 10 (2X) Last: 6/3/17 vs. Omaha BB 4 (8X) Last: 5/17/23 @ SAN DIEGO H 11 5/5/15 @ Jupiter ER 9 7/24/16 vs. LOS ANGELES (NL) NP 102 (2X) Last: 6/3/17 vs. Omaha IP 10 8/28/19 vs. Lakeland K 10 8/13/21 vs. Akron BB 6 6/9/21 vs. Hartford H 8 (2X) Last: 4/27/22 @ New Hampshire ER 7 6/28/23 vs. CLEVELAND NP 98 6/15/22 vs. Portland IP 9.0 (2X) Last: 5/26/18 vs. ARIZONA K 9 (4X) Last: 5/1/22 vs. St. Paul BB 5 (4X) Last: 6/9/22 vs. Lehigh Valley H 12 6/13/15 @ Lake Elsinore ER 8 (3X) Last: 9/20/22 vs. Iowa NP 118 9/15/17 @ PHILADELPHIA IP 5.0 6/23/19 vs. Greenville K 6 7/16/19 @ Rome BB 3 (3X) Last: 7/29/23 vs. Rochester H 5 (5X) Last: 4/8/23 vs. Toledo ER 8 9/11/21 @ St. Paul NP 60 6/23/19 vs. Greenville
37 JACKSON KOWAR RHP • R/R • 6'5" • 215 lbs • 10/4/1996 (26) 2018 MLB Draft – Round 1/33rd Overall (Florida) Born: Weddington, N.C. • Resides: Charlotte, N.C.	✨ Opened the season with Omaha and has 4 stints both in Triple-A with the Storm Chasers and the big leagues with the Royals (5/16-5/20, 6/2-6/24, 8/1-8/ & 8/17-10/2). ✨ 14 of 30 appearances with the Storm Chasers were scoreless and allowed 2+ runs in 10 of 30. ✨ 29 of 30 appearances for Omaha came in relief, with 14 lasting more than 1.0 inning ... started 4/6 vs. TOL and allowed 4 ER on 1 H in 2.2 IP. ✨ Earned his first professional save with 1.2 scoreless innings on 5/5 vs. LOU, one of two for Omaha in 2023 (also 7/27 @ COL). ✨ Threw his first 1-2-3 inning with Omaha in 2023 in the 9th inning on 7/14 vs. IND, then did it 4 times over his final 12 appearances, after none in his first 18. ✨ In 4 stints with Kansas City, pitched 23 games in relief with a 4.63 ERA (20 ER in 28.0 IP) over 8 games with 29 strikeouts and 12 scoreless outings ... pitched at least 6 games for the Royals in June, August and September, with an ERA over 6.00 and WHIP over 1.90 in each of those months. 4-SEAM FB: 96.3MPH 34.7% CHANGEUP: 86.1MPH 32.7% SLIDER: 85.5MPH 32.4% ✨ Opened the season with Omaha and had two stints with the Storm Chasers, around one with Kansas City ... 16 of 27 appearances with the Chasers were scoreless. ✨ Among Royals Minor League pitchers with at least 20.0 IP, his 15.03 K/9 (49 K in 29.1 IP) ranked 2nd in the organization and 36.3% K% ranks 4th in the system. ✨ Over his first 18 games with Omaha (through May 27), pitched to a 8.24 ERA (19 ER in 19.2 IP) with a 1.88 WHIP ... did not allow a run over his next 7 outings (May 30 to June 15), firing 7.1 scoreless innings with just 2 hits and 3 walks (0.68 WHIP) and going 5-for-5 in save opportunities. ✨ Had his contract selected by the Royals on June 18 and appeared in 4 games with Kansas City, with a 4.05 ERA (3 ER in 6.2 IP) ... threw 2.1 scoreless innings 6/23 @ TB and 2.0 scoreless IP on 6/30 vs. LAD, but was optioned to Omaha 7/1. ✨ Pitched twice in July for Omaha, then was released to sign a contract in Japan with the Saitama Seibu Lions ... in 14 games for the Lions, produced a 1.93 ERA (3 ER in 14 IP). 4-SEAM FB: 94.4MPH 37.3% SPLITTER: 84.8MPH 34.6% SLIDER: 81.3MPH 28.1% ✨ Suffered a left rotator cuff strain on March 23 in a Cactus League game ... opened the season on Kansas City's 15-Day Injured List before being activated on May 28, missed the Royals' first 53 games of the season ... made 9 starts in the big leagues for the Royals before landing back on the 60-Day IL July 19, transferred to the 60-Day IL Sept. 21. ✨ Made 8 rehab starts in total (5 with Omaha) – 2 at Extended Spring Training in Surprise, Arizona and struck out 9 over 5.0 innings, then made 1 start for NW Arkansas (AA) on May 2 vs. Wichita and struck out 6 batters in 2.1 innings of work. ✨ Rehab was transferred to Omaha (AAA) on May 7 and made 4 starts, combined to go 2-0 with a 3.50 ERA (7 ER in 18.0 IP) with 18 strikeouts to just 3 walks ... ended that rehab assignment with 6.0 scoreless innings on 61 pitches 5/23 @ St. Paul, the highest strike % (77.05%) and fewest pitches/inning (10.17) of an Omaha starter this year. ✨ Having not pitched since 7/18 vs. DET, rejoined Omaha on a 2nd rehab assignment 9/21 @ COL, threw 2.0 scoreless innings with 1 H, 1 BB & 0 K on just 2 pitches. 4-SEAM FB: 92.7MPH 40.9% SLIDER: 86.4MPH 30.7% CHANGEUP: 83.7MPH 19.8% KNUCKLE CURVE: 81.1MPH 7.7%	IP 3.0 (5X) Last: 8/12/21 vs. Beloit K 6 (5X) Last: 8/12/21 vs. Beloit BB 5 (2X) Last: 6/2/22 vs. Corpus Christi H 6 8/24/22 vs. Springfield ER 7 8/24/22 vs. Springfield NP 56 7/1/21 vs. Cedar Rapids IP 8.0 (2X) Last: 8/24/19 @ Frisco K 10 (2X) Last: 7/3/21 @ St. Paul BB 5 (3X) Last: 5/31/22 vs. Indianapolis H 11 (2X) Last: 6/14/22 @ Iowa ER 9 6/14/22 @ Iowa NP 107 6/8/19 vs. Fayetteville I 3.1 8/1/18 vs. Aberdeen K 6 8/8/18 vs. Lowell BB 5 9/12/21 vs. Rochester H 5 7/2/18 vs. Brooklyn ER 5 (2X) Last: 9/6/21 vs. TORONTO NP 53 8/8/18 vs. Lowell IP 8.0 7/25/2021 vs. DETROIT K 10 6/17/2022 @ OAKLAND BB 5 6/22/2022 @ LOS ANGELES (AL) H 10 (3X) Last: 9/9/2022 vs. DETROIT ER 8 (2X) Last: 7/8/2021 vs. Toledo NP 108 7/1/2023 vs. LOS ANGELES (NL) IP 5.0 (4X) Last: 8/25/21 vs. Wisconsin K 10 8/16/19 @ AZL Mariners BB 3 (2X) Last: 6/22/22 @ Wisconsin H 7 (2X) Last: 8/25/21 vs. Wisconsin ER 6 (2X) Last: 6/1/22 vs. Indianapolis NP 75 8/25/21 vs. Wisconsin IP 6.1 5/31/22 vs. Corpus Christi K 11 (2X) Last: 7/15/22 vs. TAMPA BAY BB 6 7/10/22 vs. Tulsa H 10 (3X) Last: 4/28/23 @ San Antonio ER 8 6/11/22 @ Tulsa NP 104 9/10/22 @ Wichita IP 7.1 7/7/22 vs. Toledo K 12 (2X) Last: 8/1/18 @ Pulaski BB 6 5/10/22 vs. Wichita H 10 7/13/21 @ Indianapolis ER 8 (3X) Last: 9/11/22 vs. Indianapolis NP 104 7/30/19 vs. Fayetteville IP 9.0 5/2/15 @ Arkansas K 10 (2X) Last: 6/3/17 vs. Omaha BB 4 (8X) Last: 5/17/23 @ SAN DIEGO H 11 5/5/15 @ Jupiter ER 9 7/24/16 vs. LOS ANGELES (NL) NP 102 (2X) Last: 6/3/17 vs. Omaha IP 10 8/28/19 vs. Lakeland K 10 8/13/21 vs. Akron BB 6 6/9/21 vs. Hartford H 8 (2X) Last: 4/27/22 @ New Hampshire ER 7 6/28/23 vs. CLEVELAND NP 98 6/15/22 vs. Portland IP 9.0 (2X) Last: 5/26/18 vs. ARIZONA K 9 (4X) Last: 5/1/22 vs. St. Paul BB 5 (4X) Last: 6/9/22 vs. Lehigh Valley H 12 6/13/15 @ Lake Elsinore ER 8 (3X) Last: 9/20/22 vs. Iowa NP 118 9/15/17 @ PHILADELPHIA IP 5.0 6/23/19 vs. Greenville K 6 7/16/19 @ Rome BB 3 (3X) Last: 7/29/23 vs. Rochester H 5 (5X) Last: 4/8/23 vs. Toledo ER 8 9/11/21 @ St. Paul NP 60 6/23/19 vs. Greenville
58 BROOKS KRISKE RHP • R/R • 6'3" • 210 lbs • 2/3/1994 (29) Signed 12/14/2022 as a Minor League Free Agent Drafted by New York (AL) – 2016, 6th Round (Southern California) Born/Resides: Scottsdale, Arizona	✨ Opened the season in High-A and pitched 22 games between Quad Cities (A+), NW Arkansas (AA) and Omaha (AAA), going 2-0 with a 4.41 ERA (16 ER in 32.2 IP) with 41 strikeouts to just 12 walks (3.42 K/BB). ✨ Had 3 stints with Quad Cities and 2 with NW Arkansas, in addition to 1 with Omaha ... 11 of his 22 outings between the two levels were scoreless. ✨ For the 3rd straight season, pitched exactly 1 game with Omaha, assigned to Triple-A from High-A on July 16, pitched 1.2 IP with 2 H, 1 ER and 1 K on 7/16 vs. IND ... sent back to the River Bandits on July 18 and pitched three more games before being transferred to Double-A on August 13 and finished the year with the Nationals. ✨ Only pitched more than 4 games in a month once, as he made 5 appearances in May between QC and NWA ... threw a season-high 7.2 innings in July between QC & OMA. SLIDER: 77.3MPH 47.1% 4-SEAM FB: 91.5MPH 41.2% CHANGEUP: 78.8MPH 11.8% ✨ Opened the season in NW Arkansas (AA) for the third straight year, made 11 starts with the Nationals and went 3-3 with a 5.32 ERA and 56 K in 47.1 IP (10.6 K/9). ✨ Transferred from NWA to Omaha on June 13 and made 3 starts with the Storm Chasers, each lasting 5.0 innings with 19 strikeouts and just 4 ER allowed (2.40). ✨ Recalled by Kansas City from Triple-A on June 30 and finished the season with the Royals, pitching 17 games for the Royals (8 starts), while serving as the "bulk pitcher" 8 times as well ... had 8 outings of at least 5.0 innings with Kansas City, including a season-high 6.0-inning on 7/15 vs. TB, with his Major League-best 11 strikeouts. ✨ Ended the season 4th on the Royals' staff in innings pitched (74.1) and 5th in strikeouts (85) ... per the Royals PR department, his 85 strikeouts in 17 career appearances are the 2nd-most by a Royal through his 1st 17 career outings, behind only Brady Singer's 87 from 2020-21. ✨ After going 0-8 over his first 13 MLB appearances, earned his first MLB win 9/13 @ CWS, his first of three straight victories (also 9/19 vs. CLE & 9/24 @ HOU). 4-SEAM FB: 94.3MPH 48.3% SLIDER: 87.0MPH 20.8% CHANGEUP: 86.6MPH 18.5% CURVEBALL: 79.1MPH 12.1%	IP 3.0 (5X) Last: 8/12/21 vs. Beloit K 6 (5X) Last: 8/12/21 vs. Beloit BB 5 (2X) Last: 6/2/22 vs. Corpus Christi H 6 8/24/22 vs. Springfield ER 7 8/24/22 vs. Springfield NP 56 7/1/21 vs. Cedar Rapids IP 8.0 (2X) Last: 8/24/19 @ Frisco K 10 (2X) Last: 7/3/21 @ St. Paul BB 5 (3X) Last: 5/31/22 vs. Indianapolis H 11 (2X) Last: 6/14/22 @ Iowa ER 9 6/14/22 @ Iowa NP 107 6/8/19 vs. Fayetteville I 3.1 8/1/18 vs. Aberdeen K 6 8/8/18 vs. Lowell BB 5 9/12/21 vs. Rochester H 5 7/2/18 vs. Brooklyn ER 5 (2X) Last: 9/6/21 vs. TORONTO NP 53 8/8/18 vs. Lowell IP 8.0 7/25/2021 vs. DETROIT K 10 6/17/2022 @ OAKLAND BB 5 6/22/2022 @ LOS ANGELES (AL) H 10 (3X) Last: 9/9/2022 vs. DETROIT ER 8 (2X) Last: 7/8/2021 vs. Toledo NP 108 7/1/2023 vs. LOS ANGELES (NL) IP 5.0 (4X) Last: 8/25/21 vs. Wisconsin K 10 8/16/19 @ AZL Mariners BB 3 (2X) Last: 6/22/22 @ Wisconsin H 7 (2X) Last: 8/25/21 vs. Wisconsin ER 6 (2X) Last: 6/1/22 vs. Indianapolis NP 75 8/25/21 vs. Wisconsin IP 6.1 5/31/22 vs. Corpus Christi K 11 (2X) Last: 7/15/22 vs. TAMPA BAY BB 6 7/10/22 vs. Tulsa H 10 (3X) Last: 4/28/23 @ San Antonio ER 8 6/11/22 @ Tulsa NP 104 9/10/22 @ Wichita IP 7.1 7/7/22 vs. Toledo K 12 (2X) Last: 8/1/18 @ Pulaski BB 6 5/10/22 vs. Wichita H 10 7/13/21 @ Indianapolis ER 8 (3X) Last: 9/11/22 vs. Indianapolis NP 104 7/30/19 vs. Fayetteville IP 9.0 5/2/15 @ Arkansas K 10 (2X) Last: 6/3/17 vs. Omaha BB 4 (8X) Last: 5/17/23 @ SAN DIEGO H 11 5/5/15 @ Jupiter ER 9 7/24/16 vs. LOS ANGELES (NL) NP 102 (2X) Last: 6/3/17 vs. Omaha IP 10 8/28/19 vs. Lakeland K 10 8/13/21 vs. Akron BB 6 6/9/21 vs. Hartford H 8 (2X) Last: 4/27/22 @ New Hampshire ER 7 6/28/23 vs. CLEVELAND NP 98 6/15/22 vs. Portland IP 9.0 (2X) Last: 5/26/18 vs. ARIZONA K 9 (4X) Last: 5/1/22 vs. St. Paul BB 5 (4X) Last: 6/9/22 vs. Lehigh Valley H 12 6/13/15 @ Lake Elsinore ER 8 (3X) Last: 9/20/22 vs. Iowa NP 118 9/15/17 @ PHILADELPHIA IP 5.0 6/23/19 vs. Greenville K 6 7/16/19 @ Rome BB 3 (3X) Last: 7/29/23 vs. Rochester H 5 (5X) Last: 4/8/23 vs. Toledo ER 8 9/11/21 @ St. Paul NP 60 6/23/19 vs. Greenville
52 DANIEL LYNCH IV LHP • L/L • 6'6" • 205 lbs • 11/17/1996 (26) 2018 MLB Draft – Round 1/33rd Overall (Virginia) Born/Resides: Richmond, Virginia	✨ Opened the season with Omaha and pitched 9 games over 2 stints, on the Development List from May 4 to June 1 ... released on June 27. ✨ Made 5 relief appearances of 2.0+ innings in April, three of them scoreless outings ... topped out with 3.2 scoreless innings 4/29 @ NAS. ✨ Made a spot start 5/3 @ LOU, in place of the soon-to-be-called-up Austin Cox ... allowed 5 ER on 7 H over 5.0 IP and struck out 3, took his only loss of the season. ✨ Activated from the Injured List June 1 and totaled 3.1 IP over 3 outings ... pitched once in three straight series, then did not pitch in series @ Rochester and was released. ✨ After being released by the Royals, signed with Sultanes de Monterrey in the Mexican League, pitched 5 games (3 starts) and went 2-0 with a 3.06 ERA (6 ER in 17.2 IP). 4-SEAM FB: 87.5MPH 50.8% CHANGEUP: 78.2MPH 28.6% SLIDER: 78.1MPH 16.3% CURVEBALL: 73.4MPH 4.3% ✨ Opened the season as Omaha's Opening Day starter and made 8 starts for the Storm Chasers, going 2-1 with a 6.88 ERA (26 ER in 34.0 IP) and 29 strikeouts ... made two quality starts (4/18 vs. GWN & 5/5 vs. LOU). ✨ Contract was selected by Royals on May 17, pitched in 6 games (2 starts) for Kansas City and went 1-2 with a 6.15 ERA (18 ER in 26.1 IP). ✨ Behind opener Josh Staumont , retired his first 18 hitters in relief on 5/28 @ STL, carried a combined perfect game into the 8th inning until Nolan Arenado singled. ✨ Was	

PLAYER	2023 QUICK NOTES	CAREER HIGHS
40 WALTER PENNINGTON LHP • L/L • 6'2" • 205 lbs • 4/14/1998 (25) Signed 8/19/2020 as an Undrafted Free Agent (Cala. School of Mines) Born: Englewood, Colo. • Resides: Broomfield, Colo.	<ul style="list-style-type: none"> Opened the season with NW Arkansas (AA) and pitched 9.2 scoreless innings with 11 strikeouts across 8 relief outings, allowed 4 H and 4 BB for a 0.83 WHIP and .129 BAA. Assigned to Omaha (AAA) on 5/3 and made his Triple-A debut 5/5 vs. LOU, struck out his first 2 batters in a perfect 7th inning ... after allowing 4 ER on 5/9 @ SWB, produced a season-best 8.1 innings scoreless streak between May 13 and May 24. Ended the season as Omaha's team leader in wins (7), while 2nd in game pitched (41), tied 4th in strikeouts (64) and tied 6th in innings pitched (61.0 IP). Did not allow an earned run in 23 of 41 outings with the Storm Chasers, allowed more than 1 earned run only 5 times. Had six outings of exactly 3.0 innings (including an opener start on 8/25 vs. STP), also had 11 outings of less than 1.0 inning. Struck out 4 in the 8th inning on 8/22 vs. STP, just the 3rd Omaha pitcher since 2005 to record a 4-strikeout inning (one reached on a dropped 3rd strike/wild pitch). <p>SLIDER: 83.4MPH 46.8% SINKER: 92.9MPH 37.8% CHANGEUP: 86.7MPH 12.8% 4-SEAM FB: 93.0MPH 2.6%</p>	<p>IP 3.2 7/16/21 @ Myrtle Beach K 5 (3x) Last: 9/6/23 @ Iowa BB 4 (3x) Last: 8/17/22 vs. San Antonio H 5 (4x) Last: 8/13/22 @ Arkansas ER 6 8/17/22 vs. San Antonio NP 58 6/22/22 vs. Springfield IP 8.1 6/14/19 @ Birmingham K 12 8/23/18 vs. Birmingham BB 5 (2x) Last: 7/29/18 @ Mobile H 11 (2x) Last: 9/3/18 vs. Mississippi ER 10 6/21/18 @ Mississippi NP 114 8/23/18 vs. Birmingham IP 7.0 (2x) Last: 8/29/23 vs. PITTSBURGH K 11 (3x) Last: 8/23/23 @ OAKLAND BB 6 6/16/17 vs. Boise H 10 7/3/22 @ Las Vegas ER 7 (2x) Last: 9/13/22 vs. OAKLAND NP 108 8/29/23 vs. PITTSBURGH IP 3.0 (5x) Last: 6/18/21 @ Wichita K 5 (4x) Last: 8/20/21 @ Springfield BB 3 (6x) Last: 7/16/23 vs. Indianapolis H 5 (3x) Last: 8/12/21 @ Tulsa ER 4 (4x) Last: 8/9/23 vs. Iowa NP 55 8/20/21 @ Springfield IP 6.0 4/8/18 vs. Charleston K 5 (2x) Last: 6/30/21 @ Springfield BB 3 (5x) Last: 8/1/23 @ Louisville H 11 9/2/18 @ Greenville ER 7 5/14/21 @ Columbus NP 90 4/13/18 @ Augusta IP 7.0 (3x) Last: 8/23/17 vs. Springfield K 12 (4x) Last: 5/1/17 vs. Oklahoma City BB 9 7/11/16 vs. Myrtle Beach H 8 (4x) Last: 6/17/17 @ Iowa ER 8 (2x) Last: 6/17/17 @ Iowa NP 109 5/11/17 @ Las Vegas IP 9.0 (2x) Last: 7/5/16 vs. Pensacola K 13 (2x) Last: 6/10/16 vs. Lancaster BB 5 (2x) Last: 6/13/17 vs. Tennessee H 10 (3x) Last: 4/21/16 @ Rancho Cucamonga ER 7 (2x) Last: 4/21/16 @ Rancho Cucamonga NP 103 6/13/17 vs. Tennessee IP 6.0 (10x) Last: 5/18/21 vs. Midland K 8 (2x) Last: 5/18/21 vs. Midland BB 4 (2x) Last: 7/9/21 vs. Las Vegas H 11 9/1/19 @ Modesto ER 7 (2x) Last: 5/29/21 @ Corpus Christi NP 92 6/10/21 vs. Corpus Christi IP 3.0 (4x) 4/13/17 vs. NEW YORK (NL) K 5 4/20/13 vs. Charlotte BB 3 (2x) Last: 9/20/21 vs. KANSAS CITY H 5 4/20/14 vs. Pensacola ER 5 (2x) Last: 9/21/23 vs. Round Rock NP 48 (2x) Last: 5/16/17 vs. HOUSTON IP 9.0 6/3/21 @ NEW YORK (AL) K 13 6/21/17 vs. Lehigh Valley BB 5 5/2/17 @ Gwinnett H 10 (9x) Last: 6/18/22 vs. Louisville ER 7 (5x) Last: 9/13/21 @ Toronto NP 113 6/3/21 @ NEW YORK (AL) IP 7.0 6/30/22 @ Amarillo K 5 4/20/13 vs. Charlotte BB 3 (2x) Last: 9/20/21 vs. KANSAS CITY H 5 4/20/14 vs. Pensacola ER 5 (2x) Last: 9/21/23 vs. Round Rock NP 48 (2x) Last: 5/16/17 vs. HOUSTON</p>
46 CODY POTEET RHP • R/R • 6'1" • 190 lbs • 7/30/1994 (29) Signed 1/25/2023 as a Minor League Free Agent Drafted by Miami – 2015, 4th Round (UCLA) Born/Resides: San Diego, California	<ul style="list-style-type: none"> Signed a Minor League deal with Kansas City on January 25 and opened the season on Omaha's 60-Day Injured List, spent much of the year on the Injured List but was activated September 21, with 4 days left in the season. Served as Omaha's opener on 9/23 @ COL, his only appearance of the season ... threw 2.0 hitless and scoreless innings, faced the minimum and recorded one strikeout ... retired his first four batters, then a one-out walk erased on a double play ... 20 of 32 pitches were for strikes. With his start in the penultimate game of the season, became the 41st different pitcher used by Omaha this year and the 23rd unique pitcher to start a game for the Storm Chasers this season ... 1 of 9 pitchers who threw less than 10.0 innings as a starter this season. <p>4-SEAM FB: 94.0MPH 37.5% CHANGEUP: 88.1MPH 31.3% SLIDER: 84.6MPH 15.6% CURVEBALL: 78.9MPH 15.6%</p>	
25 COLE RAGANS RHP • L/L • 6'4" • 190 lbs • 12/12/1997 (25) Signed 1/25/2023 as a Minor League Free Agent Drafted by Texas – 2016, 1st Round/30th (North Florida Christian HS) Born: Crawfordville, Florida • Resides: Tallahassee, Florida	<ul style="list-style-type: none"> Opened the year in the Texas bullpen and earned his 1st Major League win on Opening Day, 3/30 vs. PHI ... pitched 17 games in relief for the Rangers with a 5.92 ERA (16 ER in 24.1 IP), optioned to Round Rock (AAA) June 13, where he made three starts before being traded to Kansas City on June 30, with OF Roni Cabrera for LHP Aroldis Chapman. Made 5 starts in July, 4 with Omaha and 1 with Kansas City ... struck out 22 over 18.1 IP with the Storm Chasers (10.8 K/9), including 7 K in 5.0 IP of 1-run ball 7/7 @ GWN ... made his Royals debut in game 2 of a doubleheader 7/15 vs. TB, allowed 1 R over 5 innings ... made 2 Omaha starts on either side of his KC debut. Recalled by Kansas City August 2nd and ended the season with the Royals, with 11 starts between August and September, with a 26.0 IP scoreless streak between 8/18 and 9/10. Named the American League Pitcher of the Month for August, as he went 3-1 over 6 starts with 3 scoreless starts and a Major League-best 1.72 ERA (7 ER in 36.2 IP) and 53 strikeouts ... his 36.6 K% and 13.0 K/9 led the American League and per the Royals PR department, marked Royals records for any month. <p>4-SEAM FB: 95.5MPH 350.3% CHANGEUP: 85.8MPH 23.8% CURVEBALL: 80.9MPH 10.1% CUTTER: 90.7MPH 8.0% SLIDER: 85.8MPH 7.2%</p>	
45 EVAN SISK LHP • L/L • 6'2" • 195 lbs • 4/23/1997 (26) Traded from Minnesota – 1/24/2023 Drafted by St. Louis – 2018, 16th Round (College of Charleston) Born: Pineville, N.C. • Resides: Chester, S.C.	<ul style="list-style-type: none"> Opened the season with Omaha and had two stints with each the Storm Chasers and Royals ... pitched 28 games in Triple-A before his first call-up of the season on July 1. In 1st stint with Kansas City, pitched 5 games (3 scoreless) with a 7.71 ERA (4 ER in 4.2 IP) and optioned back to Omaha July 16. Of 21 39 appearances with Omaha were scoreless, including a season-high 5 straight without an earned run between May 10 and 19 ... only allowed more than 1 run 6 times this year with the Chasers ... last three games in Triple-A were scoreless, including 2.0 hitless and scoreless on 8/19 @ TOL, to earn his 3rd Chasers save of the season. Pitched 15 games (1 start) for the Royals in his second stint (Recalled August 25) with a 4.02 ERA (7 ER in 15.2 IP), with 9 scoreless outings ... earned his 1st Major League save on 9/19 vs. CLE with a 1-2-3 9th inning. Allowed his first home run in the Major Leagues to a right-handed hitter on 9/16 vs. HOU ... snapped a stretch of 125 straight righties faced without a HR allowed. <p>SINKER: 91.4MPH 47.5% SLIDER: 79.5MPH 35.2% 4-SEAM FB: 89.7MPH 9.6% CHANGEUP: 84.2MPH 7.8%</p>	
43 COLLIN SNIDER RHP • R/R • 6'4" • 205 • 10/10/1995 (28) 2017 MLB Draft – Round 12 (Vanderbilt) Born/Resides: Murfreesboro, Tennessee	<ul style="list-style-type: none"> Opened the season with Omaha and pitched 4 scoreless outings, with 3 H, 1 BB and 7 K over 4.0 innings ... earned the save on Opening night, 3/31 vs. IND. At the time of his promotion to the Major Leagues on April 14, had thrown 17 of the 20 hardest Omaha pitches this season. Pitched 21 games for the Royals from mid-April into early June, with a 5.40 ERA (12 ER in 20.0 IP) and 24 strikeouts (10.8 K/9) and 13 walks ... his 1.84 K/BB marked an improvement over the 1.48 K/BB he sported in 2022 ... had 15 scoreless outings of his 21 appearances. Made his 1st MLB start on 5/29 @ STL and threw a 1-2-3 innings with 2 strikeouts, combined with RHP Mike Mayers to open the game with 7.0 perfect innings ... had thrown 15 K's the day before vs. Washington and per the Royals PR department, was the first pitcher in Royals history to start a game on zero days' rest. Placed on KC's 15-day injured list on June 7, retroactive to June 6, with a neck strain ... transferred to the Royals' 60-day injured list on July 14 and ended the season on the IL. <p>CURVEBALL: 81.3MPH 42.7% SINKER: 96.8MPH 40.0% 4-SEAM FB: 94.8MPH 17.3%</p>	
35 JOSH STAUMONT RHP • R/R • 6'3" • 215 lbs • 12/21/1993 (29) 2015 MLB Draft – Round 2 (Azusa Pacific) Born: La Habra, Calif. • Resides: La Habra Heights, Calif.	<ul style="list-style-type: none"> Opened the season with Omaha and pitched 12 games for the Storm Chasers with a 7.07 ERA (11 ER in 14.0 IP), with 14 walks and 15 strikeouts. Produced 5 scoreless outings of his 12 appearances with Omaha, including 3 of his last 4 ... after allowing 10 ER in 8.1 IP in April (10.80 ERA), allowed 1 ER in 5.2 IP (1.59 ERA) in May, beginning with 2.0 scoreless innings with a season-high 3 strikeouts on 5/2 vs. LOU. Released by Kansas City on May 20 ... signed with the High Point Rockers in the independent Atlantic League (MLB Partner League) and made 9 starts for the Rockers, including a pair of 7.0-inning starts, pitched into the 8th inning with 74 pitches in just 7.2 innings on June 23. At the end of July, his contract was purchased by the Fubon Guardians in the Chinese Professional Baseball League and produced a 4-1 record and 2.32 ERA (8 ER in 31.1 IP) over 5 starts, with 25 strikeouts in Taiwan. <p>SINKER: 92.1MPH 37.7% CURVEBALL: 81.8MPH 36.7% SLIDER: 86.2MPH 14.9% 4-SEAM FB: 91.8MPH 10.7%</p>	
48 JOSH TAYLOR LHP • L/L • 6'5" • 240 lbs • 3/2/1993 (30) Traded from Boston – 1/24/2023 Signed by Philadelphia 8/12/2014 as an Undrafted Free Agent Born: Phoenix, Arizona • Resides: Peoria, Arizona	<ul style="list-style-type: none"> Opened the season with Omaha and pitched 17 games for the Storm Chasers, 15 of which were scoreless and 7 perfect outings ... produced a 1.25 ERA (3 ER in 21.2 IP) with 19 strikeouts and 6 walks ... retired 62 of 79 batters he faced with the Chasers (78%). After allowing his first run of the year in the 3rd game of the season, produced a team-best nine-game scoreless streak over 11.2 innings from April 9 to May 7 ... in that span, he produced a 0.60 WHIP and .162 opponents' average. Contract was selected by the Royals on May 23, pitched 27 games for the Royals out of the bullpen ... pitched to a 4.97 ERA (16 ER in 29.0 IP) and offered 19 scoreless outings. Optioned to Omaha on August 16, but elected free agency ... ended his Royals tenure with 9 consecutive scoreless outings (9.2 IP) dating back to 7/20 vs. DET with 4 H & 1 BB. Signed a Minor League deal with Seattle on August 19 and finished the year with the Tacoma Rainiers ... had a 7.90 ERA (12 ER in 13.2 IP) over 12 games, 6 scoreless games. <p>SLIDER: 82.1MPH 34.7% 4-SEAM FB: 91.3MPH 29.2% CHANGEUP: 89.6MPH 20.6% CUTTER: 87.3MPH 15.1%</p>	
44 RYAN WEISS RHP • R/R • 6'4" • 220 • 12/10/1996 (26) Claimed off Waivers from Arizona – 7/1/2022 Drafted by Arizona – 2018, 4th Round (Wright State) Born: South Elgin, Ill. • Resides: Raleigh, N.C.	<ul style="list-style-type: none"> Opened the season with Omaha and pitched 17 games for the Storm Chasers, 15 of which were scoreless and 7 perfect outings ... produced a 1.25 ERA (3 ER in 21.2 IP) with 19 strikeouts and 6 walks ... retired 62 of 79 batters he faced with the Chasers (78%). After allowing his first run of the year in the 3rd game of the season, produced a team-best nine-game scoreless streak over 11.2 innings from April 9 to May 7 ... in that span, he produced a 0.60 WHIP and .162 opponents' average. Contract was selected by the Royals on May 23, pitched 27 games for the Royals out of the bullpen ... pitched to a 4.97 ERA (16 ER in 29.0 IP) and offered 19 scoreless outings. Optioned to Omaha on August 16, but elected free agency ... ended his Royals tenure with 9 consecutive scoreless outings (9.2 IP) dating back to 7/20 vs. DET with 4 H & 1 BB. Signed a Minor League deal with Seattle on August 19 and finished the year with the Tacoma Rainiers ... had a 7.90 ERA (12 ER in 13.2 IP) over 12 games, 6 scoreless games. <p>SLIDER: 82.1MPH 34.7% 4-SEAM FB: 91.3MPH 29.2% CHANGEUP: 89.6MPH 20.6% CUTTER: 87.3MPH 15.1%</p>	
62 NICK WITTGREN RHP • R/R • 6'2" • 210 • 5/29/1991 (32) Signed 12/23/2022 as a Minor League Free Agent Drafted by Miami – 2012, 9th Round (Purdue) Born: Torrance, California • Resides: Jupiter, Florida	<ul style="list-style-type: none"> Opened the season with Omaha and pitched 17 games for the Storm Chasers, 15 of which were scoreless and 7 perfect outings ... produced a 1.25 ERA (3 ER in 21.2 IP) with 19 strikeouts and 6 walks ... retired 62 of 79 batters he faced with the Chasers (78%). After allowing his first run of the year in the 3rd game of the season, produced a team-best nine-game scoreless streak over 11.2 innings from April 9 to May 7 ... in that span, he produced a 0.60 WHIP and .162 opponents' average. Contract was selected by the Royals on May 23, pitched 27 games for the Royals out of the bullpen ... pitched to a 4.97 ERA (16 ER in 29.0 IP) and offered 19 scoreless outings. Optioned to Omaha on August 16, but elected free agency ... ended his Royals tenure with 9 consecutive scoreless outings (9.2 IP) dating back to 7/20 vs. DET with 4 H & 1 BB. Signed a Minor League deal with Seattle on August 19 and finished the year with the Tacoma Rainiers ... had a 7.90 ERA (12 ER in 13.2 IP) over 12 games, 6 scoreless games. <p>SLIDER: 82.1MPH 34.7% 4-SEAM FB: 91.3MPH 29.2% CHANGEUP: 89.6MPH 20.6% CUTTER: 87.3MPH 15.1%</p>	
56 RYAN YARBROUGH LHP • R/L • 6'5" • 215 • 12/31/1991 (31) Signed 12/12/2022 as a Major League Free Agent Drafted by Seattle – 2014, 4th Round (Old Dominion) Born: Austin, TX • Resides: Tampa, Florida	<ul style="list-style-type: none"> Opened the season with Omaha and pitched 17 games for the Storm Chasers, 15 of which were scoreless and 7 perfect outings ... produced a 1.25 ERA (3 ER in 21.2 IP) with 19 strikeouts and 6 walks ... retired 62 of 79 batters he faced with the Chasers (78%). After allowing his first run of the year in the 3rd game of the season, produced a team-best nine-game scoreless streak over 11.2 innings from April 9 to May 7 ... in that span, he produced a 0.60 WHIP and .162 opponents' average. Contract was selected by the Royals on May 23, pitched 27 games for the Royals out of the bullpen ... pitched to a 4.97 ERA (16 ER in 29.0 IP) and offered 19 scoreless outings. Optioned to Omaha on August 16, but elected free agency ... ended his Royals tenure with 9 consecutive scoreless outings (9.2 IP) dating back to 7/20 vs. DET with 4 H & 1 BB. Signed a Minor League deal with Seattle on August 19 and finished the year with the Tacoma Rainiers ... had a 7.90 ERA (12 ER in 13.2 IP) over 12 games, 6 scoreless games. <p>SLIDER: 82.1MPH 34.7% 4-SEAM FB: 91.3MPH 29.2% CHANGEUP: 89.6MPH 20.6% CUTTER: 87.3MPH 15.1%</p>	
41 ANGEL ZERPA LHP • L/L • 6'0" • 240 • 9/27/1999 (24) Signed 7/26/2016 as an International Free Agent Born/Resides: Valle De La Pasqua, Venezuela	<ul style="list-style-type: none"> Placed on Kansas City's 60-Day Injured List on March 15 with left shoulder tendinopathy ... sent on a rehab assignment to NW Arkansas (AA) on June 15, made 3 starts with the Naturals, rehab transferred to Omaha on June 28, made 3 starts and activated July 14, optioned to Omaha and made 3 more starts ... recalled to Kansas City on August 1. Did not allow a run across his first two outings with NWA and retired 13 of his first 17 batters with just two strikeouts, but a pickoff too ... finished 5.0 innings just twice in his six starts but pitched into the 7th inning in his last Triple-A start on 7/26 @ COL, struck out 1 over 6.1 innings of one-run ball. Pitched 15 games for the Royals over the last two months of the season (3 starts) ... had six scoreless outings for Kansas City, including 3 of his last 55.1 innings on 9/20 vs. CLE, with 3 hits, 0 walks and 4 strikeouts. Pitched to a 7.04 ERA (18 ER in 23.0 IP) in August, but had a 2.29 ERA (5 ER in 19.2) in September ... opponents hit .234 (18-for-77) in Sept. compared to .304 (28-for-92) in Aug. <p>SLIDER: 82.1MPH 34.7% 4-SEAM FB: 91.3MPH 29.2% CHANGEUP: 83.4MPH 20.6% CUTTER: 87.3MPH 15.1%</p>	

RELIEVERS PITCHER	ENTRANCE SITUATION			INNING ENTERING THE GAME										INHERITED RUNNERS			1-2-3 INNINGS		
	LEAD	TRAIL	TIED	1	2	3	4	5	6	7	8	9	10+	BR INHER.	BR SCORE	% SCORE	TOTAL	POSSIBLE	% 1-2-3
Anderson, Justin	1	1	-	-	-	-	-	-	1	1	-	-	-	1	0	0.0%	1	2	50.0%
Barlow, Joe	2	8	1	1	-	1	-	1	5	2	1	-	-	5	1	20.0%	1	14	7.1%
Bowlan, Jonathan	2	-	-	-	-	1	-	-	1	-	-	-	-	-	-	-	2	8	25.0%
Castillo, Max	-	1	-	-	-	-	-	1	-	-	-	-	-	-	-	-	2	4	50.0%
Chamberlain, Christian	9	14	3	-	-	1	1	2	4	4	8	6	-	11	1	9.1%	4	19	21.1%
Coleman, Dylan	15	13	3	-	-	-	-	-	2	4	14	11	-	10	5	50.0%	9	26	34.6%
Cox, Austin	-	2	1	-	-	2	-	-	-	1	-	-	-	5	3	60.0%	0	6	0.0%
Cruz, Steven	3	10	1	-	-	-	-	1	4	2	6	1	-	6	3	50.0%	6	13	46.2%
Cuas, Jose	1	-	-	-	-	-	-	-	-	-	-	1	-	-	-	-	0	1	0.0%
de Geus Brett	2	6	1	-	-	3	-	2	-	2	-	2	-	3	2	66.7%	2	7	28.6%
Dipoto, Jonah	12	20	4	-	-	2	2	3	11	7	7	3	1	31	12	38.7%	9	27	33.3%
Dye, Josh	-	2	1	-	-	1	-	-	-	1	-	1	-	1	1	100.0%	1	3	33.3%
Garrett, Amir	2	1	-	-	-	-	-	-	1	2	-	-	-	-	-	-	0	2	0.0%
Hearn, Taylor	6	5	-	-	-	-	-	1	3	3	1	3	-	7	4	57.1%	1	8	12.5%
Heasley, Jonathan	10	6	1	-	-	1	-	2	4	1	5	4	-	7	2	28.6%	4	21	19.0%
Keller, Brad	-	5	2	-	-	-	-	2	3	2	-	-	-	-	-	-	1	4	25.0%
Klein, Will	15	8	4	-	-	-	-	1	5	4	8	9	-	8	2	25.0%	12	30	40.0%
Kowar, Jackson	12	15	2	-	-	1	2	7	4	7	5	3	-	23	13	56.5%	5	32	15.6%
Kriske, Brooks	16	9	2	-	-	-	-	2	3	6	5	11	-	16	3	18.8%	7	25	28.0%
Marquez, Emilio	-	1	-	-	-	-	-	1	-	-	-	-	-	1	0	-	0	1	0.0%
Martinez, Marcelo	4	4	-	-	-	2	1	-	-	2	1	2	-	4	4	100.0%	5	13	38.5%
Mayers, Mike	3	1	-	-	-	1	-	1	-	2	-	-	-	-	-	-	2	6	33.3%
McArthur, James	11	7	3	-	-	1	2	5	4	7	2	-	-	9	4	44.4%	12	28	42.9%
Mengden, Daniel	1	2	-	-	-	-	-	1	1	-	1	-	-	2	0	0.0%	1	2	50.0%
Núñez, Andrés	8	9	4	-	-	-	2	4	7	5	2	-	1	11	1	9.1%	4	19	21.1%
Parrish, Drew	2	1	-	-	1	1	1	-	-	-	-	-	-	-	-	-	3	11	27.3%
Pennington, Walter	17	17	6	-	-	-	6	4	13	8	5	4	-	26	9	34.6%	17	41	41.5%
Sisk, Evan	22	24	8	-	-	1	1	1	13	17	12	8	1	32	10	31.3%	9	35	25.7%
Snider, Collin	19	18	2	-	-	1	-	1	6	11	14	6	-	12	5	41.7%	7	31	22.6%
Stamont, Josh	2	2	-	-	-	-	-	-	-	-	-	4	-	-	-	-	1	4	25.0%
Taylor, Josh	3	2	-	-	-	-	-	-	1	2	1	1	-	2	2	100.0%	1	5	20.0%
Veneziano, Anthony	1	-	-	-	-	-	-	1	-	-	-	-	-	-	-	-	0	1	0.0%
Weiss, Ryan	4	8	-	-	-	-	-	-	-	4	4	4	-	-	-	-	1	11	9.1%
Wittgren, Nick	13	3	1	-	-	-	-	1	2	1	5	8	-	9	3	33.3%	8	19	42.1%
SEASON	217	224	50	1	1	20	18	45	97	107	107	92	3	241	90	37.3%	137	477	28.7%

OMAHA STARTING PITCHER SPLITS

PITCHER	GS	W-L	TEAM W-L	R SUPPORT	SUPPORT/GS
Castillo, Max	21	6-7	10-12	52	2.48
Parrish, Drew	18	4-5	11-7	73	4.06
Veneziano, Anthony	17	5-4	8-9	42	2.47
Heasley, Jonathan	15	1-5	8-7	40	2.67
Bowlan, Jonathan	12	5-6	5-7	37	3.08
Cox, Austin	9	2-1	5-4	27	3.00
Hoffmann, Andrew	8	3-3	5-3	24	3.00
Mayers, Mike	8	2-1	3-5	15	1.88
Zerpa, Angel	6	0-2	1-5	6	1.00
Lynch IV, Daniel	5	2-1	3-2	15	3.00
Ragans, Cole	4	2-1	3-1	15	3.75
Sisk, Evan	3	0-0	0-3	1	0.33
Yarbrough, Ryan	3	0-0	1-2	5	1.67
Marsh, Alec	3	2-0	2-1	14	4.67
Mengden, Daniel	3	0-0	3-0	7	2.33
Keller, Brad	2	0-0	1-1	5	2.50
McArthur, James	2	0-0	1-1	5	2.50
Poteet, Cody	1	0-0	0-1	3	3.00
Pennington, Walter	1	0-0	0-1	3	3.00
Klein, Will	1	0-0	0-1	0	0.00
Barlow, Joe	1	0-0	0-1	1	1.00
Martinez, Marcelo	1	0-1	0-1	1	1.00
Kowar, Jackson	1	0-1	0-1	1	1.00
TOTAL	145			392	2.70

1ST PITCH STRIKES

FPS	TBF	% FPS	TOTAL	POSSIBLE	% 1-2-3
202	476	42.4%	35	107	32.7%
197	357	55.2%	15	59	25.4%
225	375	60.0%	24	84	28.6%
188	318	59.1%	20	67	29.9%
126	259	48.6%	19	55	34.5%
90	161	55.9%	15	40	37.5%
97	171	56.7%	9	37	24.3%
99	160	61.9%	9	34	26.5%
75	117	64.1%	6	25	24.0%
46	82	56.1%	6	19	31.6%
42	81	51.9%	4	15	26.7%
20	29	69.0%	1	6	16.7%
37	53	69.8%	5	14	35.7%
46	66	69.7%	1	15	6.7%
19	49	38.8%	2	7	28.6%
12	19	63.2%	0	4	0.0%
12	19	63.2%	3	5	60.0%
2	6	33.3%	1	2	50.0%
6	9	66.7%	1	3	33.3%
3	5	60.0%	0	1	0.0%
6	11	54.5%	0	2	0.0%
13	22	59.1%	2	5	40.0%
9	14	64.3%	0	2	0.0%
TOTAL	1,572	55.0%	178	608	29.3%

PITCH TIMER VIOLATIONS CALLED ON OMAHA PITCHERS (20)

DATE	PITCHER (# IN '23)	INNING	UMPIRE	COUNT AT CALL	BATTER RESULT (COUNT)
1. April 4 vs. Toledo	Marcelo Martinez (1)	▲ 7	Dane Poncsak	0-0	Strikeout Swinging (1-2)
2. April 7 vs. Toledo	Ryan Weiss (1)	▲ 9	Matt Bates	1-0	Walk (3-0)
3. April 9 vs. Toledo	Max Castillo (1)	▲ 3	Cody Oakes	0-0	Strikeout Swinging (3-2)
4. April 18 vs. Gwinnett	Mike Mayers (1)	▲ 5	Takahito Matsuda	0-0	Flyout, F7 (1-0)
5. April 20 vs. Gwinnett	Max Castillo (2)	▲ 4	Ben Phillips	0-0	Walk (3-1)
6. April 22 vs. Gwinnett	Drew Parrish (1)	▲ 5	Jose Navas	0-0	Walk (3-1)
7. April 23 vs. Gwinnett	Evan Sisk (1)	▲ 7	Ben Phillips (2)	0-0	Lineout (1-1)
8. April 27 @ Nashville	Austin Cox (1)	▼ 3	Mark Bass	1-2	Strikeout Swinging (2-2)
9. April 30 @ Nashville	Andrés Núñez (1)	▲ 9	Mark Bass (2)	2-0	Walk (3-0)
10. May 4 vs. Louisville	Drew Parrish (2)	▲ 3	Randy Rosenber	1-1	Walk (3-2)
11. May 6 vs. Louisville	Daniel Mengden (1)	▲ 3	Louise Krupa	0-0	RBI Single (1-1)
12. May 10 @ Scranton/WB	Mike Mayers (2)	▼ 3	Raul Moreno	1-1	Strikeout Looking (3-2)
13. May 28 @ St. Paul	Max Castillo (3)	▼ 1	Mike Rains	1-2	Groundout, 3-1 (3-2)
14. June 8 @ Indianapolis	Andrés Núñez (2)	▼ 6	Matt Winter	0-1	2-RBI Double (3-2)
15. June 15 vs. Columbus	Max Castillo (4)	▲ 5	Jose Matamoros	1-2	Lineout, L4
16. July 9 @ Gwinnett	Angel Zerpa (1)	▼ 2	Cody Oakes (2)	0-2	Strikeout Swinging (1-2)
17. July 22 vs. St. Paul	Max Castillo (5)	▲ 2	David Arrieta	2-2	Flyout, F7 (3-2)
18. September 20 @ Columbus	Christian Chamberlain (1)	▼ 8	Jhonatan Biarreta	3-0	Walk (3-0)
19. September 21 @ Columbus	Brett de Geus (1)	▼ 3	Kelvis Velez	2-2	Walk (3-2)
20. September 21 @ Columbus	Justin Anderson (1)	▼ 7	Kelvis Velez (2)	0-0	Flyout, F9 (2-2)

STORM CHASERS PITCHER PICKOFF LOG (13)

DATE	INNING	PITCHER	RUNNER	BASE	OUT #
1. May 10 @ Scranton/WB	▼ 6	Jackson Kowar (1)	Michael Hermosillo	1st	2
2. May 19 vs. Toledo	▲ 7	Brooks Kriske (1)	Corey Joyce	2nd	3
3. May 20 vs. Toledo	▲ 3	Drew Parrish (1)	Corey Joyce	2nd	2
4. June 3 vs. Memphis	▲ 2	Max Castillo (1)	Kramer Robertson	1st	3
5. June 20 @ Rochester	▼ 5	Alec Marsh (1)	Drew Millas	1st	3
6. July 5 @ Gwinnett	▼ 4	Mike Mayers (1)	Eli White	1st	1
7. July 20 vs. St. Paul	▲ 1	Angel Zerpa (1)	Austin Martin	1st	1
8. July 22 vs. St. Paul	▲ 6	Walter Pennington (1)	Mark Contreras	2nd	1
9. July 26 @ Columbus	▼ 2	Angel Zerpa (2)	Micah Pries	1st	2
10. August 11 vs. Iowa	▲ 7	Jonah Dipoto (1)	Yonathan Perlaza	1st	1
11. August 16 @ Toledo	▼ 4	Drew Parrish (2)	Wenceel Perez	2nd	2
12. August 19 @ Toledo	▼ 2	Jonathan Heasley (1)	Eddy Leonard	1st	2
13. August 29 vs. Louisville	▲ 7	Will Klein (1)	Jacob Hurtubise	2nd	2

OMAHA STARTING PITCHER/CATCHER MATCHUPS

PITCHER	LOGAN PORTER							JOSÉ BRICEÑO							JAKSON REETZ							FREDDY FERMIN							TOTALS						
	GS	W-L	ERA	IP	ER	BB	SO	GS	W-L	ERA	IP	ER	BB	SO	GS	W-L	ERA	IP	ER	BB	SO	GS	W-L	ERA	IP	ER	BB	SO	GS	W-L	ERA	IP	ER	BB	SO
Castillo, Max	9	3-2	4.07	48.1	22	12	40	6	2-1	4.60	31.1	16	6	25	4	1-2	3.97	22.1	10	5	21	2	0-2	7.71	9.1	8	5	4	21	6-7	4.50	112.0	56	28	90
Parrish, Drew	9	2-4	10.38	34.1	40	27	22	4	1-1	7.50	18.0	15	10	10	3	1-0	1.46	11.2	2	12	10	2	0-0	3.86	7.0	3	3	11	18	4-5	7.50	72.0	60	52	53
Veneziano, Anthony	7	2-0	3.16	37.0	14	13	33	7	2-4	4.54	37.0	19	19	36	2	1-0	8.59	7.1	7	6	6	-	-	-	-	-	-	-	17	5-4	4.09	88.0	40	40	78
Heasley, Jonathan	7	0-4	7.83	33.0	29	11	35	1	0-0	0.00	3.0	0	0	1	3	0-0	4.12	15.0	7	7	11	4	1-1	10.20	17.2	21	9	16	15	1-5	7.40	69.1	57	27	63
Bowlan, Jonathan	9	4-4	4.93	45.0	25	21	35	2	0-2	14.14	6.2	11	4	9	-	-	-	-	-	-	-	-	-	-	-	-	-	-	12	5-6	5.83	58.2	38	26	47
Cox, Austin	7	1-1	3.72	29.0	12	13	25	-	-	-	-	-	-	-	2	1-0	0.82	11.0	1	6	9	-	-	-	-	-	-	-	9	2-1	2.93	40.0	13	19	34
Hoffmann, Andrew	4	2-1	7.85	18.1	17	7	28	4	1-2	3.20	19.2	7	9	18	-	-	-	-	-	-	-	-	-	-	-	-	-	-	8	3-3	5.45	38.0	23	16	46
Mayers, Mike	-	-	-	-	-	-	-	-	-	-	-	-	-	-	5	2-0	4.91	22.0	12	11	20	3	0-1	10.50	12	14	6	9	8	2-1	6.88	34.0	26	17	29
Zerpa, Angel	4	0-2	7.63	15.0	13	10	19	2	0-0	0.79	10.2	1	3	4	-	-	-	-	-	-	-	-	-	-	-	-	-	-	6	0-2	4.73	26.2	14	13	23
Lynch IV, Daniel	1	1-0	0.00	6.0	0	0	5	-	-	-	-	-	-	-	3	1-0	5.25	12.0	7	3	13	-	-	-	-	-	-	-	5	2-0	3.15	20.0	7	4	18
Ragans, Cole	4	2-1	4.82	18.2	10	10	22	-	-	-	-	-	-	-	-	-	-	-	-	-	-	-	-	-	-	-	-	-	4	2-1	4.82	18.2	10	10	22
Sisk, Evan	1	0-0	3.86	2.1	1	2	3	2	0-0	4.50	4.0	2	3	2	-	-	-	-	-	-	-	-	-	-	-	-	-	-	3	0-0	4.26	6.1	3	5	5
Yarbrough, Ryan	1	0-0	3.86	4.2	2	1	9	2	0-0	0.00	10.0	0	1	9	-	-	-	-	-	-	-	-	-	-	-	-	-	-	3	0-0	1.23	14.2	2	2	18
Marsh, Alec	3	2-0	2.40	14.2	4	7	19	-	-	-	-	-	-	-	-	-	-	-	-	-	-	-	-	-	-	-	-	-	3	2-0	2.40	15.0	4	7	19
Mengden, Daniel	2	0-0	5.87	7.2	5	4	5	-	-	-	-	-	-	-	1	0-0	3.00	3.0	1	1	4	-	-	-	-	-	-	-	3	0-0	5.06	10.2	6	5	9
Keller, Brad	1	0-0	4.50	2.0	1	2	3	1	0-0	0.00	2.0	0	3	0	-	-	-	-	-	-	-	-	-	-	-	-	-	-	2	0-0	2.25	4.0	1	5	3
McArthur, James	1	0-0	0.00	3.0	0	0	5	1	0-0	0.00	2.0	0	0	2	-	-	-	-	-	-	-	-	-	-	-	-	-	-	2	0-0	0.00	5.0	0	0	7
Poteet, Cody	-	-	-	-	-	-	-	-	-	-	-	-	-	-	-	-	-	-	-	-	-	-	-	-	-	-	-	-	1	0-0	0.00	2.0	0	1	1
Pennington, Walter	1	0-0	0.00	3.0	0	0	3	-	-	-	-	-	-	-	-	-	-	-	-	-	-	-	-	-	-	-	-	-	1	0-0	0.00	3.0	0	0	3
Klein, Will	1	0-0	9.00	1.0	1	1	2	-	-	-	-	-	-	-	-	-	-	-	-	-	-	-	-	-	-	-	-	-	1	0-0	9.00	1.0	1	1	2
Barlow, Joe	1	0-0	13.50	2.0	3	2	0	-	-	-	-	-	-	-	-	-	-	-	-	-	-	-	-	-	-	-	-	-	1	0-0	13.50	2.0	3	2	0
Martinez, Marcelo	1	0-1	9.00	5.0	5	1	3	-	-	-	-	-	-	-	-	-	-	-	-	-	-	-	-	-	-	-	-	-	1	0-1	9.00	5.0	5	1	3
Kowar, Jackson	-	-	-	-	-	-	-	-	-	-	-	-	-	-	-	-	-	-	-	-	-	1	0-1	13.50	2.2	4	4	3	1	0-1	13.50	2.2	4	4	3
Relievers	-	18-22	5.75	328.0	242	222	368	-	7-7	5.21	122.2	71	83	145	-	4-8	5.29	98.0	58	64	119	-	5-1	4.97	54.0	30	31	57	-	34-40	5.51	625.2	383	410	706
TOTALS	74	37-42	5.61	658.0	413	366	684	32	13-17	4.76	268.2	142	141	261	23	11-10	4.62	202.1	105	115	213	12	6-6	6.99	102.1	80	58	100	145	68-77	5.33	1274.1	755	695	1282
	CS/ATT	19/99	PCT	19.19%	CS/ATT	14/42	PCT	33.33%	CS/ATT	5/29	PCT	17.24%	CS/ATT	3/10	PCT	30.00%	CS/ATT	43/184	PCT	23.37%															

TOTALS factor in games caught by Tyler Cropley and Kale Emshoff, including 2 starts by Cropley and 1 by Emshoff

OMAHA CATCHER PITCHING STATS

CATCHERS	W	L	ERA	GS	SV	IP	H	R	ER	HR	HB	BB	IBB	SO	WHIP	AVG	WP	GDP	TBF	SB	CS	ATT	%CS	PB
Logan Porter	37	42	5.61	74	14	662.2	694	451	413	125	43	366	7	684	1.60	.269	38	65	3,015	80	19	99	19.19%	8
José Briceño	13	17	4.76	32	3	268.2	259	152	142	38	8	141	3	261	1.49	.253	16	23	1,180	28	14	42	33.33%	1
Jakson Reetz	11	10	4.62	23	8	204.1	203	117	105	24	13	115	0	213	1.56	.258	16	15	925	24	5	29	17.24%	0
Freddy Fermin	6	6	6.99	12	2	103.0	119	85	80	17	8	58	1	100	1.72	.288	9	8	488	7	3	10	30.00%	2
Kale Emshoff	0	2	6.62	2	0	17.2	18	13	13	3	1	9	0	16	1.53	.265	0	1	79	2	0	2	0.00%	0
Tyler Cropley	1	0	1.59	2	0	17.0	10	3	3	1	0	6	0	8	0.94	.175	0	3	63	0	2	2	100.00%	0

2023 STORM CHASERS STARTERS VS. RELIEVERS BY MONTH

STARTERS

MONTH	W	L	ERA	G	CG	SHO	HLD	SV	SVO	IP	H	R	ER	HR	HB	BB	IBB	SO	WHIP	WP	BK	GDP
MARCH	0	0	11.25	1	0	0	0	0	0	4.0	7	5	5	1	1	0	0	4	1.75	0	19	0
APRIL	3	9	5.96	24	0	0	0	0	0	108.2	118	78	72	18	3	51	0	88	1.56	5	724	13
MAY	6	7	5.84	26	0	0	0	0	0	115.2	135	76	75	28	4	52	0	94	1.62	2	764	10
JUNE	10	1	3.75	24	0	0	0	0	0	117.2	106	53	49	20	4	48	0	105	1.31	4	742	12
JULY	4	6	4.30	23	0	0	0	0	0	98.1	92	47	47	14	3	41	0	90	1.35	2	623	9
AUGUST	4	9	6.64	26	0	0	0	0	0	104.1	115	80	77	21	3	64	0	118	1.72	6	743	8
SEPTEMBER	7	5	4.32	21	0	0	0	0	0	100.0	102	50	48	22	1	29	1	77	1.31	7	607	8
TOTAL	34	37	5.18	145	0	0	0	0	0	648.2	675	389	373	124	19	285	1	576	1.48	26	4222	60

RELIEVERS

MONTH	W	L	ERA	G	CG	SHO	HLD	SV	SVO	IP	H	R	ER	HR	HB	BB	IBB	SO	WHIP	WP	BK	GDP
MARCH	1	0	1.80	1	0	0	0	1	1	5.0	4	1	1	0	0	2	0	3	1.20	0	30	1
APRIL	6	6	5.31	24	0	0	11	3	7	103.1	120	71	61	12	14	53	1	110	1.67	11	756	12
MAY	6	7	5.38	26	0	0	17	6	12	113.2	112	86	68	18	11	74	2	141	1.64	11	890	11
JUNE	7	6	5.07	24	0	0	17	6	11	97.2	81	56	55	6	3	79	1	114	1.64	9	726	7
JULY	7	6	6.50	23	0	0	5	5	8	99.2	90	79	72	18	9	71	2	113	1.62	9	764	5
AUGUST	3	10	5.65	26	0	0	9	3	8	121.0	142	87	76	18	11	73	2	124	1.78	9	927	10
SEPTEMBER	4	5	5.27	21	0	0	10	3	6	85.1	79	52	50	12	6	58	2	101	1.61	4	665	9
TOTAL	34	40	5.51	145	0	0	69	27	53	625.2	628	432	383	84	54	410	10	706	1.66	53	4758	55

OMAHA STARTERS VS. RELIEVERS

STARTERS	W-L	ERA	INNINGS	HITS (HR)	R (ER)	BB	K	WHIP	AVG
34-37	W-L	5.18	648.2	675 (124)	389 (363)	285	576	1.48	.269
34-40	RELIEVERS	5.51	625.2	628 (84)	432 (383)	410	706	1.66	.261

2023 OMAHA STARTERS

1ST HALF	W-L	ERA	INNINGS	HITS (HR)	R (ER)	BB	K	WHIP	AVG
19-17	W-L	5.27	331.0	357 (63)	205 (194)	144	275	1.51	.277
15-20	2ND HALF	5.07	317.2	318 (61					

PLAYER	2023 QUICK NOTES	CAREER HIGHS
19 CJ ALEXANDER INFILDER • L/L • 6'3" • 215 • 7/17/1996 (27) Traded from Atlanta – 7/11/2022 Drafted by Atlanta – 2018, 20th Round (State College of Florida) Born: Merrillville, Indiana • Resides: Surprise, Arizona	<ul style="list-style-type: none"> Hit .391 with a 1.245 OPS in 17 Cactus League games for KC with 4 XBH and 6 RBI ... opened the regular season with Omaha and went 3-for-5 in his Triple-A debut 3/31 @ IND. Played 44 of Omaha's first 60 games, including his first 4 professional starts in RF (between April 7 and 18) ... placed on the Injured List June 11, at the time led Omaha with 10 HR. Activated from the IL July 14 ... in 6 rehab games with the ACL Royals, hit .412 with 4 HR, 15 RBI and a 1.835 OPS ... on 7/6 @ ACL Cubs, went 3-for-3 with 2 HR, 7 RBI & 3 BB. Was hitting .239 (38-for-159) with a .796 OPS over 44 games in the first half, before landing on the injured list ... hit just .197 (.25-for-127) with a .588 OPS in 42 2nd half games. Produced a trio of 3-hit games, including 6/8 @ IND, a 3-for-5 effort with a 2B, HR, 4 RBI and 1 BB ... fell a triple shy of the cycle. Responsible for Omaha's hardest hit batted ball of the season, a 115.3mph double in the 1st inning on 4/7 vs. TOL ... has 3 of Omaha's 10 hardest-hit base hits this year ... among 19 Storm Chasers hitters who saw at least 100 plate appearances in 2023, his average exit velocity of 88.8mph ranked as the 3rd-hardest. 	H 3 (19x) Last: 7/6/23 @ ACL Cubs R 4 8/17/22 vs. San Antonio HR 2 (5x) Last: 8/11/22 @ Arkansas RBI 7 7/6/23 @ ACL Cubs BB 3 (3x) Last: 7/6/23 @ ACL Cubs SB 2 (2x) Last: 5/26/22 @ Pensacola
25 MATT BEATY INFILDER • L/R • 6'0" • 220 • 4/28/1993 (30) Signed 6/12/2023 as a Minor League Free Agent Drafted by Los Angeles (NL) – 2015, 12th Round Born: Snellville, Georgia • Resides: Litchfield Park, Arizona	<ul style="list-style-type: none"> Signed with Kansas City on a Minor League deal on January 11, then appeared in 13 Cactus League games with the Royals and hit .343 with a 1.007 OPS ... traded to San Francisco on March 30 in exchange for cash considerations and made the Giants' opening day roster. Appeared in 4 games with San Francisco, then optioned to the Sacramento River Cats (AAA) on April 18 ... hit .272 with 23 RBI and a .853 OPS over 30 games with Sacramento. Designated for assignment by the Giants May 30, elected free agency June 6 and signed back with KC June 12 ... played 3 games with Omaha in an eventual sweep over Columbus and went 4-for-10 with 4 RBI ... had his contract selected by Kansas City on June 18. Played 3 games with the Royals in June before landing on the 7-day concussion injured list June 23 after a collision with Samad Taylor in RF. Sent to Omaha for a rehab assignment from July 19-30, and hit .250 (5-for-20) over six games with the Chasers ... activated from the IL on August 1 and hit .216 (11-for-51) over 23 more games for the Royals ... optioned to Omaha September 7 and hit .286 (6-for-21) over 5 games, but DFA'd September 19, sent outright to Omaha September 21. 	H 5 8/29/15 @ South Bend R 4 5/25/22 vs. Sugar Land HR 2 5/7/16 @ High Desert RBI 7 5/2/21 @ MILWAUKEE BB 3 (2x) Last: 8/25/16 vs. Lake Elsinore SB 1 (20x) Last: 8/21/21 vs. NEW YORK (NL)
16 DAIRIN BLANCO OUTFILDER • R/R • 6'0" • 200 • 4/26/1993 (30) Traded from Oakland – 7/27/2019 Signed by Oakland 4/2/2018 as an International Free Agent Born: Florida, Cuba • Resides: Miami, Florida	<ul style="list-style-type: none"> Opened the season with Omaha and went 7-for-14 in the opening weekend series @ Indianapolis with 6 1B, 1 HR and 3 SB. After slashing .260/.349/.356 (19-for-73) in 21 games between March and April, slashed .410/.508.520 (41-for-100) across 25 games in May and June. Stole 22 bases across 20 games in May, then had 12 steals over 9 games in June before his call-up ... stole 10 bases in a 4-game stretch, June 7-10 @ Indianapolis ... in his 49th game of the season, 3 steals on 6/10 @ IND broke the Storm Chasers-era single-season steals record he set in 2022 with 45 steals (in 107 games). Had his contract elected by the Royals on June 12 and finished the year with Kansas City, playing 69 Major League games. Made 37 starts for Kansas City across all three outfield positions – 12 in LF, 8 in CF and 17 in RF ... did not make an error over 356.2 innings in the outfield with 2 assists. Reached base in 30 of 43 games where he took at least one plate appearance ... of 26 games where he didn't get to the plate, 13 were as a pinch-runner (with 5 runs & 5 steals). 24-for-29 in steals for the Royals, with 6 multi-steal games, including 3 steals on 8/4 @ PHI ... produced 4 multi-hit games, including 4-for-4 on 7/18 vs. DET, HR shy of the cycle. 	H 5 (2x) Last: 9/15/22 @ Columbus R 3 (13x) Last: 7/18/23 vs. DETROIT HR 2 5/23/19 @ Amarillo RBI 4 (4x) Last: 9/15/22 @ Columbus BB 3 (3x) Last: 5/19/23 vs. Toledo SB 4 5/25/23 @ St. Paul
3 TUCKER BRADLEY OUTFILDER • L/L • 6'0" • 195 • 5/6/1998 (25) Signed 6/23/2023 as an Undrafted Free Agent (Georgia) Born/Resides: Chickamauga, Georgia	<ul style="list-style-type: none"> Opened the season with Omaha and went 3-for-4 in his Triple-A debut on 3/31 @ IND, with a 2B, RBI and BB ... played 69 games for the Storm Chasers, transferred to NW Arkansas (AA) on August 15, where he finished the season. After collecting hits in just 10 of his first 24 games with Omaha (42%), had hits in 29 of his last 45 games (64%). Responsible for one of Omaha's 4 pinch-hits this season, a 2-run double in win on 4/14 @ IOW, with 3 RBI off the bench in comeback win. Offered his best offensive month in June, with a .367/.475/.531 slashline (18-for-49) over 17 games, with 13 runs batted in ... had 4 straight 2-hit games, July 17-23. Hit .301 (28-for-93) with a .828 OPS over 27 games in Double-A with NWA to end the year ... collected 9 XBH (3 HR) and drove in 19 runs. Produced the first 5-hit game of his career on 9/14 vs. ARK ... went 5-for-5 with 4 1B, 1 2B and 3 RBI in a 1-2-3, 20-hit win over the Travelers ... his first pro game with 3+ hits. 	H 5 9/14/23 vs. Arkansas R 3 (6x) Last: 4/8/23 vs. Toledo HR 2 8/10/21 vs. Beloit RBI 5 6/24/21 @ Beloit BB 3 (3x) Last: 9/3/22 @ Tulsa SB 3 7/9/22 vs. Tulsa
60 JOSÉ BRICEÑO CATCHER • R/R • 6'3" • 230 • 9/19/1993 (30) Signed 1/18/2023 as a Minor League Free Agent Signed by Colorado 4/29/2010 as an International Free Agent Born: Caracas, Venezuela • Resides: Mesa, Arizona	<ul style="list-style-type: none"> Opened the season in NW Arkansas (AA) and appeared in 15 games for the Naturals (11 starts at catcher) and hit .246 (16-for-65) with 3 2B and 7 RBI ... had stints on the injured list from April 30 to May 16 and again from May 24 to June 9. Transferred to Omaha on June 16 and played in 34 of Omaha's 82 games over the rest of the season (41%), including 9 of the last 12 after Logan Porter was called up to the big leagues ... was the only Storm Chaser catcher to start more than 4 consecutive games, as he was behind the dish for five straight, from September 9 to 14. Caught only 1 of his first 8 attempted basestealers (12.5%), from June 16 to July 4, then caught 10 of 15 (67%) between July 9 and August 24, but just 3 of his last 19 (16%). Opened his stint with Omaha by going 12-for-68 (.176) with a .542 OPS in 21 games, then went 12-for-44 (.273) at the plate with a 1.052 OPS across 12 games in September. Homered in his final 5 games of the season, between September 17 and 24 ... the first Omaha player to hit home runs in 5 straight games since DH Cory Aldridge did so from July 27 to August 8, 2009 ... prior to this 5-game stretch, Briceño had homered in more than back-to-back games once, when he homered in 3 straight (July 2 to 8, 2014). 	H 4 (7x) Last: 4/4/19 @ Albuquerque R 4 (2x) Last: 7/1/13 vs. Orem HR 3 6/28/13 vs. Orem RBI 7 6/28/13 vs. Orem BB 3 7/18/11 @ DSL Padres SB 3 6/21/10 vs. DSL Diamondbacks
12 JOHAN CAMARGO INFILDER • S/R • 6'0" • 205 • 12/13/1993 (30) Signed 1/25/2023 as a Minor League Free Agent Signed by Atlanta 7/2/2010 as an International Free Agent Born/Resides: Panama City, Panama	<ul style="list-style-type: none"> Opened the season Omaha's Injured List, activated on May 16 ... went 2-for-3 with a walk in his Chasers debut on 5/16 vs. TOL, didn't play in a game again until May 26. Reached base in his first 11 games with the Storm Chasers and 14 of 15 games he played with Omaha ... had a hit in 12 of his 15 games, with multiple hits 5 times ... reached base multiple times in each of his first 8 games of the season and 10 of 15 overall with the Storm Chasers ... released by Kansas City (contract opt-out) on June 15. Signed by Detroit to a minor league contract on June 22 and hit .238 (19-for-80) over 22 games for the Toledo Mud Hens (AAA), released on August 3. Signed by San Francisco to a minor league contract on August 11 and played two games with the Sacramento River Cats (AAA) before his contact was selected by the Giants on August 14 ... hit .222 (4-for-18) over 8 games in the big leagues, with 4 starts at SS and 1 at 3B. Designated for assignment by San Francisco on August 23 and sent outright to Triple-A on August 25 ... played 12 more games with Sacramento and hit .211 (8-for-38) 	H 4 (5x) Last: 8/18/17 vs. Asheville R 4 5/7/21 @ Charlotte HR 2 5/8/21 @ Charlotte RBI 5 6/19/18 @ TORONTO BB 3 (6x) Last: 9/2/21 vs. Memphis SB 2 (2x) Last: 5/10/14 vs. Asheville
17 ANGELO CASTELLANO INFILDER • R/R • 6'0" • 165 • 1/13/1995 (28) Signed 7/16/2011 as an International Free Agent Born/Resides: San Diego, Venezuela	<ul style="list-style-type: none"> 2023 marked Castellano's 13th year and 11th season in the Royals system, all in the Minors, with 912 games played (248 Triple-A). Set career-highs this season in home runs (15), runs batted in (55), doubles (21), total bases (156) & walks (52) ... his entire .283/.351/.384 slashline were career highs among his six professional seasons with at least 300 plate appearances ... his .874 OPS was over 100 points better than his previous career-high of .735, in 2016 with Idaho Falls (R). Among Royals Minor League hitters with at least 200 plate appearances, Castellano's .489 slugging percentage ranked 1st, his .874 OPS ranked 3rd and .281 average was 4th. Made starts at all 4 infield positions: 1B (14), 2B (7), 3B (11) and SS (69) ... 91 games started 9th in the batting order were the most of any Chaser at one spot in the lineup. Reached base in 80 of 104 games ... also reached base in 17 of his last 23 plate appearances of the season and ended the year on a season-best 7-game hitting streak in which he slashed .579/.680/1.263 (11-for-19) with 5 extra-base hits (4 home runs), 9 runs scored and 7 runs batted in ... best average for an Omaha 5+ game hit streak in 2023. Hit over .350 in both the months of July and September ... hit .370 with a 1.094 OPS in July, then hit .402 with a 1.327 OPS in September. 	H 3 6/12/22 vs. Augusta R 2 (10x) Last: 7/5/23 @ Arkansas HR 1 (9x) Last: 9/2/23 vs. Springfield RBI 3 (4x) Last: 9/16/23 vs. Indianapolis BB 2 (11x) Last: 7/5/23 vs. Arkansas SB 1 (3x) Last: 9/2/23 vs. Springfield
26 TYLER CROPLEY CATCHER • R/R • 5'8" • 185 • 12/10/1995 (27) Signed 10/8/2023 as a Minor League Free Agent Drafted by Washington – 2018, 8th Round Born/Resides: Sioux City, Iowa	<ul style="list-style-type: none"> Opened the season with NW Arkansas (AA) on the Development List, activated on April 30 ... in his 3rd season with NWA, hit .234 over 43 games with career-high 4 home runs and 17 runs batted in. Went 2-for-3 with two walks on 6/17 vs. FRI and contributed a walk-off single in a 5-4 win for the Naturals over the RoughRiders Cropley's contract was selected by Kansas City on September 9, he spent two days in Toronto in the big leagues but did not get in a game, at the time could be considered a "phantom ballplayer" ... he was optioned to Omaha and designated for assignment on September 11 and DFA'd, sent outright to Triple-A on September 13 Played two games with Omaha and recorded a two-run triple for his first Triple-A hit on 9/16 vs. IND ... tied career-high in that game with 3 RBI and caught two runners stealing. Again had his contract selected by the Royals on September 18 and made his MLB debut 9/19 vs. CLE, going 1-for-3 with an RBI ... played two games with the Royals in total, starting again on 9/23 @ HOU ... optioned to Omaha on September 24, the final day of the Triple-A season and did not get into another game. 	H 6 6/23/19 vs. Billings R 4 9/3/19 vs. Missoula HR 2 6/26/22 vs. Columbus RBI 4 (3x) Last: 6/28/22 @ St. Paul BB 3 (2x) Last: 6/20/23 @ Rochester SB 3 (2x) Last: 8/8/21 @ Arkansas
6 CLAY DUNGAN INFILDER • L/R • 6'1" • 195 • 6/2/1996 (27) 2019 MLB Draft – Round 9 (Indiana State) Born: Muncie, Indiana • Resides: Alexandria, Indiana	<ul style="list-style-type: none"> Opened the season on Omaha's injured list (right hamate fracture suffered in Spring Training), activated from the IL on May 4 and made his season debut May 5. His first hit of the season was a solo home run in the 3rd inning on 5/9 @ SWB ... did not homer for his next 190 plate appearances until 8/12 vs. IOW, a 46-game stretch that represented the longest homerless streak of the season for a Storm Chasers player. Made of Dungan's 3 home runs this year were leadoff homers, representing half of the four leadoff homers hit by Omaha in 2023. Was at least 20 starts at each 2B (27), SS (21) & 3B (23) this year ... the only Storm Chasers player that started at least once at all 9 spots in the batting order. Reached base in 70 of 83 games played with Omaha (84%), including 16 multi-hit games. After hitting just .194 (7-for-36) in May, hit .330 (34-for-103) between the months of June and July, with hits in 26 of 32 games in that span. Produced stark home/away splits, with a .315 average (40-for-127) and .866 OPS at Werner Park, compared to a .236 average (34-for-144) and .649 OPS on the road. 	H 4 (8x) Last: 9/3/22 @ DETROIT R 3 (21x) Last: 6/17/23 vs. Columbus HR 2 (3x) Last: 6/17/23 vs. Columbus RBI 4 (6x) Last: 6/22/22 vs. Columbus BB 4 7/29/18 @ Ogden SB 3 (2x) Last: 5/26/23 @ St. Paul
24 NATE EATON INFILDER/OUTFIELDER • R/R • 5'11" • 200 • 12/22/1996 (26) 2018 MLB Draft – Round 21 (VMI) Born/Resides: Chester, Virginia	<ul style="list-style-type: none"> Made his first Opening Day roster with Royals but hit .075 (4-for-53) in 28 games over 4 stints with Kansas City (3/30-4/24, 5/5-5/25, 6/9-6/16 & 6/23-6/26). Threw a scoreless inning 4/10 @ TEX, allowed 2 hits and recorded 1 strikeout, while his fastball sat 91-95. After opening 1-for-25 in April, recorded hits in first 2 plate appearances with Omaha, including a home run in his first at-bat of the year with the Storm Chasers 4/27 @ NAS. Also opened his 3rd stint in Omaha with a home run, on 6/17 vs. COL, as part of a 3-for-6 effort with 2 home runs, his 3rd career multi-homer game. Had hits in 56 of 85 games with Omaha, including with 24 multi-hit games ... collected multiple hits in 4 straight games from August 11 to 17 and 3 straight September 21 to 23. 7 of his 15 home runs came on the first pitch of his plate appearance, the most homers in a 0-0 count by a Storm Chaser since Frank Schwindel hit 8 in 2018. Made at least 8 starts at 5 different positions in the field: 2B (8), 3B (18), LF (14), CF (24) & RF (10) ... the only Storm Chaser in 2023 that started at more than 4 different positions ... one of 5 players in the International League this year that made at least 8 starts in 5 different positions. 	H 4 (2x) Last: 9/7/23 @ South Bend R 3 (2x) Last: 8/29/21 @ Myrtle Beach HR 2 9/7/23 @ South Bend RBI 6 8/10/21 vs. Fayetteville BB 2 (20x) Last: 8/25/23 @ Wisconsin SB 1 (4x) Last: 8/25/23 @ Wisconsin
41 KALE EMSHOFF CATCHER • R/R • 6'2" • 228 • 5/2/1998 (25) Signed 6/23/2023 as an Undrafted Free Agent (Arkansas-Little Rock) Born/Resides: Robstown, Texas	<ul style="list-style-type: none"> Opened the season with Quad Cities (A+) and played 89 games with the River Bandits, before being promoted to Omaha on September 10 ... made 44 starts at first base with Quad Cities, compared to 23 at catcher. Reached base in 30 of his last 32 games in High-A and hit safely in 18 of his last 20 games, with a .380 average between August 12 and September 8, including a 4-hit, 2-homer, 5 RBI game 9/7 @ SB. For his first Triple-A plate appearance, pinch-hit for Nate Eaton on 9/10 @ IOW and doubled, one of Omaha's four pinch-hits in 2023. Placed on Omaha's Development List from September 14 to 17, then appeared in 3 of Omaha's last 6 games, including a pair of starts at catcher ... went 2-for-8 at the plate in Triple-A overall, with both of his hits going for doubles, in addition to 3 walks. 	H 4 (4x) Last: 4/11/23 @ Iowa R 3 (9x) Last: 4/8/23 vs. Toledo HR 2 (5x) Last: 8/5/23 @ PHILADELPHIA RBI 6 (2x) Last: 4/8/23 vs. Toledo BB 3 (3x) Last: 4/30/23 @ Nashville SB 1 (7x) Last: 8/6/22 vs. St. Paul
4 FREDDY FERMIN CATCHER • R/R • 5'10" • 200 • 5/15/1995 (28) Signed 7/25/2015 as an International Free Agent Born/Resides: Puerto Ordaz, Venezuela	<ul style="list-style-type: none"> Optioned to Omaha on March 22 and opened the year 0-for-19 at the plate between March 31 and April 7, with 5 consecutive hitless games ... followed up the hitless stretch by slashing .520/.625/1.200 (13-for-26) over his next 8 games with 7 XBH (5 HR), 13 RBI and 7 BB, including a stretch of hits in 8 straight plate appearances between 4/8 and 4/13. Recalled by Kansas City on April 21 and went 1-for-7 over 3 games for Royals, record is first MLB hit 4/23 @ LAA and optioned April 28 ... hit a 3-run homer in first at-bat back with Omaha 4/29 @ NAS, homered again on 4/30 @ NAS, recalled on May 2 and ended the season in the big leagues. Appeared in 67 of Kansas City's 113 games (59%), including 52 starts at catcher, from the time his recall until he landed on the 10-day injured list on September 9 with a left middle finger fracture suffered on a catcher's interference on 9/8 @ TOR. Between the months of June and July, hit .341 (28-for-82) with a .896 OPS, including 2+ hits in 4 straight games from July 17 to 26. Produced a two-homer game 8/5 @ PHI, on of 17 multi-hit games and one of 6 multi-RBI games he had with the Royals. 	H 4 (4x) Last: 4/11/23 @ Iowa R 3 (9x) Last: 4/8/23 vs. Toledo HR 2 (5x) Last: 8/5/23 @ PHILADELPHIA RBI 6 (2x) Last: 4/8/23 vs. Toledo BB 3 (3x) Last: 4/30/23 @ Nashville SB 1 (7x) Last: 8/6/22 vs. St. Paul

PLAYER	2023 QUICK NOTES	CAREER HIGHS
11 MAIKEL GARCIA INFIELDER • R/R • 6'0" • 185 • 3/3/2000 (23) Signed 7/27/2016 as an International Free Agent Born/Resides: La Sabana, Venezuela	<ul style="list-style-type: none"> Optioned to Omaha on March 22 and opened the year with the Storm Chasers ... in the opening weekend @ Indianapolis, went 6-for-14 @ IND with 8 RBI in 3 games ... drove in runs in 7 of his first 8 games this year (12 RBI) but just 5 of his last 16 played (6 RBI) ... reached base in 19 of 24 games played with the Chasers. Started 12 of his first 13 games in Triple-A at shortstop, then 9 of his last 11 at third base before getting called up to Kansas City on May 2, to finish the season in the big leagues. Appeared in 123 of Kansas City's 133 games from his early May call-up through the end of the regular season, with 100 starts at 3B, 11 starts at SS and 3 starts at 2B. Among American League rookies, ranked 3rd in batting avg. (.2742), 4th in hits (126) and steals (23) and 8th in runs scored (59) and runs batted in (50). Completed a Royals-best 18-game hitting streak between July 26 and August 16, a stretch where he hit .338 (25-for-74) with 6 multi-hit games and 11 runs batted in. With Kansas City, was .313 hitter (75-for-240) with a .768 OPS and a .228 hitter (51-for-224) with a .588 OPS in road games. 	<ul style="list-style-type: none"> H 4 (6x) Last: 7/2/23 vs. LOS ANGELES (NL) R 4 (3x) Last: 9/15/22 @ Columbus HR 1 (16x) Last: 9/24/22 vs. Iowa RBI 4 (3x) Last: 7/18/23 vs. DETROIT BB 3 (6x) Last: 4/6/23 vs. Toledo SB 3 (2x) Last: 6/22/23 @ TAMPA BAY
28 TYLER GENTRY OUTFIELDER • R/R • 6'2" • 215 • 2/1/1999 (24) 2020 MLB Draft - Round 3 (Alabama) Born: Memphis, Tenn. • Resides: Arlington, Tenn.	<ul style="list-style-type: none"> Ranked by MLB Pipeline as the No. 8 Royals prospect ... Ranked by Baseball America as the No. 9 Royals prospect Opened the season with Omaha and led the team in virtually every offensive category in 2023, including home runs (16), runs batted in (71), hits (120), doubles (28), extra-base hits (46), total bases (200), runs scored (69) and walks (81), while he ranked 6th in steals (14). His 111 starts in right field are the most of any Omaha player at a single position in the Storm Chasers era (since 2011) ... is the most innings (978.1) by an individual player in right field since Jordan Parraz played 984.2 innings there for the 2010 Omaha Royals. Reached base in 109 of 129 games this season (85%), never went more than 2 straight games without reaching base with Omaha (which only happened 3 times). After hitting .227 (59-for-250) with a .697 OPS in the 1st half, turned things around in the 2nd half with a .284 average (61-for-215) and .901 OPS, with team-leading 32 runs, 60 hits and 46 walks, tied for the 2nd-half team lead with 105 total bases. Produced a 24-game on base streak between August 23 and September 23, a span where he hit .327 (37-for-83) with a .462 OPS, the 2nd-longest by a Storm Chaser in 2023. 	<ul style="list-style-type: none"> H 4 (4x) Last: 9/16/23 vs. Indianapolis R 4 (2x) Last: 7/17/22 @ Corpus Christi HR 2 (2x) Last: 6/29/22 @ Amarillo RBI 6 6/2/21 vs. Beloit BB 3 (8x) Last: 9/12/23 vs. Indianapolis SB 2 9/17/23 vs. Indianapolis
11 ADEINY HECHAVARRÍA INFIELDER • R/R • 6'0" • 195 • 4/15/1989 (34) Signed 6/16/2023 as a Minor League Free Agent Signed by Toronto 4/13/2010 as an International Free Agent Born: Santiago De Cuba, Cuba • Resides: Weston, Florida	<ul style="list-style-type: none"> Signed with Atlanta on January 30 and went 1-for-11 in Spring Training, released by the Braves on March 22 ... on April 11, signed with the Long Island Ducks in the independent Atlantic League, appeared in 38 games and hit .297 (43-for-145) with 7 HR and 34 RBI ... signed with Kansas City on June 16 and was assigned to Omaha. His first home run with Omaha was a 4th inning grand slam on 6/22 @ ROC ... 6 of his 14 extra-base hits with the Storm Chasers were home runs. Drove in 11 runs over his first 12 games with Omaha, between June 16 and July 3, then had 9 RBI over his final 10 games, between July 29 and August 12. Hit into a triple play on 7/9 @ GWN, the first time an Omaha player had hit into a triple play since Cheslor Cuthbert did so on April 17, 2015 vs. New Orleans. Hit safely in 8 straight games between July 29 and August 9, a stretch where he went 8-for-29 with 3 HR and 9 RBI. Over 36 games with the Storm Chasers, did not get his batting average above .290, only above .250 3 days ... was hitting .220 (28-for-127) when he was released on August 14. 	<ul style="list-style-type: none"> H 4 (11x) Last: 4/25/19 vs. Buffalo R 4 (2x) Last: 8/5/11 @ Bowie HR 2 (2x) Last: 9/29/19 @ NEW YORK (NL) RBI 7 5/5/13 @ PHILADELPHIA BB 3 (3x) Last: 8/3/12 @ Albuquerque SB 2 (3x) Last: 4/29/12 vs. Tacoma
18 BREWER HICKLEN OUTFIELDER • R/R • 6'2" • 220 • 2/9/1996 (27) 2017 MLB Draft - Round 3 (Alabama at Birmingham) Born/Resides: Huntsville, Alabama	<ul style="list-style-type: none"> Began the season on the 7-Day Injured list (right elbow strain) and activated on April 25, missed the first 19 games of the season and made his season debut 4/25 @ NAS. Played in 61 of Omaha's 90 games (68%) from the time he was activated from the IL to when he was placed on the Development List (August 13), prior to being traded to the Phillies for cash on August 22 ... finished the season with the Lehigh Valley IronPigs (AAA), where he played 11 games and hit .250 (9-for-36). Hit just .190 (19-for-100) with a .653 OPS and 9 BB over his first 31 games with Omaha, but over his final 30 games, hit .274 (29-for-106) with a .914 OPS and 17 BB. Reached base safely in 16 straight games, between June 8 and 30, and hit .317 (20-for-67) with a .397 OPS during that span ... in the middle of his on-base streak, produced an 8-game hitting streak between June 13 and 22, a stretch where he hit .375 (12-for-32), with 5 extra-base hits. Between Omaha and Lehigh Valley, hit 17 doubles, 10 home runs and stole 21 bases ... his 5th straight season in the minors with 10+ doubles, 10+ homers and 20+ steals. 	<ul style="list-style-type: none"> H 4 (4x) Last: 5/25/22 @ Louisville R 4 8/21/19 vs. Salem HR 3 8/22/19 vs. Salem RBI 5 (2x) Last: 8/24/21 vs. Springfield BB 3 (4x) Last: 9/6/23 @ Buffalo SB 3 (5x) Last: 4/22/22 @ Memphis
8 KYLE ISBEL (MLB REHAB) OUTFIELDER • L/R • 5'11" • 200 • 3/3/1997 (26) 2018 MLB Draft - Round 5 (UNLV) Born: Fontana, California • Resides: Surprise, Arizona	<ul style="list-style-type: none"> Opened the year on Kansas City's Opening Day roster for the 3rd straight season, played in 26 games (25 starts in CF), hit .206 (11-for-91) with a .602 OPS before he was placed on the 10-day injured list on May 5 with a <i>left hamstring strain</i>, sent to Omaha on rehab assignment June 13. Over 9 games with Omaha while on rehab, went 5-for-31 (.290) at the plate, with 4 extra-base hits (2 home runs), 6 runs batted in and 6 walks, had hits in 6 games and 3 two-hit games ... activated by the Royals from the IL on June 27 and finished the season in Kansas City. Over his first 36 games with the Royals, from March 31 to July 7, slashed .186/.226/.305 (22-for-118) with 11 extra-base hits, 9 RBI and 11 runs scored ... over his final 56 games (since July 8), he slashed .276/.319/.431 (48-for-174) with 18 extra-base hits (13 triples, 4 HR), 25 RBI and 34 runs scored. Had +13 Defensive Runs Saved in center field, which ranked 5th-best in Majors in the CF position. 	<ul style="list-style-type: none"> H 4 (5x) Last: 7/29/23 vs. Minnesota R 4 7/10/18 vs. Helena HR 2 7/16/18 vs. Missoula RBI 4 (4x) Last: 9/3/22 @ DETROIT BB 3 7/19/18 vs. West Virginia SB 3 7/8/18 @ Orem
9 NICKY LOPEZ (MLB REHAB) INFIELDER • L/R • 5'10" • 180 • 3/13/1995 (28) 2016 MLB Draft - Round 5 (Creighton) Born: Naperville, Illinois • Resides: Scottsdale, Arizona	<ul style="list-style-type: none"> Opened the year with Kansas City, his 4th MLB Opening Day Roster ... appeared in 24 games for the Royals to start and hit .200 (11-for-55) with 3 2B, 1 3B and 7 RBI and 8 BB. Underwent an emergency appendectomy in Minneapolis when the Royals played the Twins at the end of April, was placed on the 10-day injured list retroactive to April 30 with appendicitis ... assigned to Omaha for rehab assignment on May 16, went 3-for-10 over 3 games, including a 2-for-5 game on 5/18 vs. TOL, with a double and RBI. Activated from the IL by Kansas City on May 22 and appeared in 44 more games for the Royals, hitting .219 (23-for-105) with 4 XBH, 6 RBI and 11 walks ... in his second stint with KC, made starts at 1B (10.0 INN), 2B (166.0 INN), 3B (95.0 INN) and LF (15.0 INN). Traded from Kansas City to Atlanta on July 30 in exchange for LHP Taylor Hearn ... played 26 games for the Braves down the stretch, hitting .277 (18-for-65) with a .702 OPS ... in his first start for Atlanta on 8/12 @ NYM and went 4-for-6 at the plate with 2 singles, 1 double, 1 homer and career-best 5 RBI, while pitching a scoreless bottom of the 9th. 	<ul style="list-style-type: none"> H 5 (2x) Last: 7/27/18 @ Fresno R 4 (2x) Last: 6/21/18 @ Tulsa HR 2 4/16/19 @ Oklahoma City RBI 5 8/12/23 @ NEW YORK (NL) BB 3 (5x) Last: 4/30/19 @ Nashville SB 3 8/16/21 vs. HOUSTON
13 NICK LOFTIN INFIELDER • R/R • 6'1" • 200 • 9/25/1998 (25) 2020 MLB Draft - Round 1/32nd OVERALL (Baylor) Born: Corpus Christi, Texas • Resides: Surprise, Ariz.	<ul style="list-style-type: none"> Ranked by MLB Pipeline as the No. 5 Royals prospect ... Ranked by Baseball America as the No. 5 Royals prospect Opened the season with Omaha and played 44 games before being placed on the Injured List June 1 ... underwent a procedure on his right meniscus and missed 32 Storm Chasers games before he was activated on July 14 ... hit .471 with a 1.321 OPS over 6 rehab games with the ACL Royals. Hit safely in his last 12 games prior to landing on the injured list, the longest hitting streak by a Storm Chaser in 2023 ... slashed .417//.482/.688 (20-for-48) in that stretch ... also reached base in a season-best 16 straight before his IL stint. Drove in 27 runs in 23 games in the month of May ... also hit .341 (31-for-91) with a .991 OPS in May after hitting .220 (18-for-82) with a .646 OPS in April. Had his contract selected by the Royals on September 1 and finished the season with Kansas City, as he slashed .323/.368/.435 (20-for-62) over the final month. Collected hits in 13 of 19 games with the Royals and reached base in 15 of 19, including each of his first 7 to begin his MLB career. 	<ul style="list-style-type: none"> H 5 8/1/21 vs. South Bend R 4 (3x) Last: 7/6/23 @ ACL Cubs HR 1 (42x) Last: 8/26/23 vs. St. Paul RBI 5 4/22/22 @ Frisco BB 3 (6x) Last: 8/22/23 vs. St. Paul SB 2 (2x) Last: 6/10/22 @ Tulsa
38 GREYSON JENISTA INFIELD/OUTFIELDER • L/R • 6'2" • 210 • 12/7/1996 (26) Signed 5/13/2023 as a Minor League Free Agent Drafted by Atlanta - 2018, 2nd Round (Wichita State) Born: Lawrence, Kansas • Resides: Cypress, Texas	<ul style="list-style-type: none"> Appeared in 6 Grapefruit League games with Atlanta and went 2-for-6 (.333) with a solo HR, then released by the Braves on March 28 ... signed with Kansas City on May 13 and assigned to Omaha on May 23. Doubled in his first at-bat with the Chasers, in the 2nd inning in 5/23 @ STP ... went 2-for-13 over 4 games with Omaha in St. Paul, assigned to NW Arkansas (AA) on May 28. Hit .183 (15-for-82) over 23 Double-A games with NWA, with 8 extra-base hits (3 home runs), 6 RBI and 9 walks, but also 33 strikeouts (40.2 K%) ... produced a 3-for-4 game on 6/13 vs. FRI, with 2 doubles, 1 homer and 3 RBI ... made 11 starts in LF (96.0 INN) for the Naturals, with 1 start in RF and 1 at 1B, with 9 at DH. Assigned to Omaha briefly on June 11 but game that day (6/11 @ IND) was rained out, sent back to Double-A on June 13 and eventually released on July 4. 	<ul style="list-style-type: none"> H 4 7/26/18 vs. Columbia R 3 (4x) Last: 9/16/22 vs. Durham HR 3 9/2/21 @ Biloxi RBI 5 9/2/21 @ Biloxi BB 3 (3x) Last: 4/29/22 vs. Norfolk SB 1 (17x) Last: 6/2/23 vs. Corpus Christi
34 DEVIN MANN INFIELDER • R/R • 6'3" • 210 • 2/11/1997 (26) Trade from Los Angeles (NL) - 8/1/2023 Drafted by Los Angeles (NL) - 2018, 5th Round (Louisville) Born: Columbus, Indiana • Resides: Louisville, Kentucky	<ul style="list-style-type: none"> Ranked by MLB Pipeline as the No. 27 Royals prospect ... Ranked by Baseball America as the No. 21 Royals prospect Opened the year with Oklahoma City (AAA) and played 89 games for the OKC Dodgers, slashed .307/.402/.541 (101-for-329, .943 OPS) with 33 doubles, 14 homers and 50 walks ... made at least 7 starts at 5 positions: 1B (20), 2B (17), 3B (29), SS (7) and LF (9) ... traded to KC on August 1 as part of the package for LHP Ryan Yarbrough. Reached base in 30 straight games with OKC, between May 2 and June 13, a stretch where he slashed .318/.500/.695 (40-for-105) with 8 homers, 34 RBI and 24 BB. Assigned to Omaha on August 1 and made his Storm Chasers debut @ Louisville, where he played collegiately ... over 37 games with Omaha, hit .198 (26-for-131) with a .759 OPS, 6 home runs, 15 runs batted in and 29 walks, while making starts at 1B (7), 2B (11), 3B (16) and LF (3). Between OKC and OMA, ranked 1st among ALL Triple-A hitters with 42 doubles, tied 3rd with 63 XBH, tied 15th with 69 BB, tied 17th with 86 RBI & tied 17th with 231 TB. Reached base in 31 of 37 games with Omaha (81%), including 13 straight games from August 22 to September 7, a stretch where he slashed .275/.483/.650 (11-for-40). 	<ul style="list-style-type: none"> H 4 (3x) Last: 5/16/19 @ Lancaster R 4 9/11/22 vs. Tacoma HR 2 (6x) Last: 6/17/23 vs. Salt Lake RBI 5 (3x) Last: 6/17/23 vs. Salt Lake BB 3 (6x) Last: 8/27/23 vs. St. Paul SB 2 (2x) Last: 9/7/23 @ Iowa
16 MICHAEL MASSEY (MLB REHAB) INFIELDER • L/R • 6'1" • 210 • 3/22/1998 (25) 2019 MLB Draft - Round 4 (Illinois) Born: Hazelcrest, Illinois • Resides: Palos Park, Illinois	<ul style="list-style-type: none"> Opened the season on the Royals' Opening Day roster, as Kansas City's second baseman ... played in 60 games and hit .217 (40-for-184), with 4 HR and 20 RBI before being placed on the 10-day Injured List retroactive to June 15 with a left hand laceration ... excelled in May, as he hit .319 with a .940 OPS, 4 homers and 12 RBI Assigned to Omaha on rehab assignment on June 30 and appeared in 4 games with the Storm Chasers ... hit .182 (2-for-11) with 1 double and 1 walk. Activated from the Injured List July 4 and finished the season with Kansas City, totaling 129 games (missed 17 games on the IL) ... hit 15 home runs as a second baseman, the 3rd-most by a Royals in a season, per Royals PR department (Frank White: 22 HR in 1985-86 and 17 HR in 1984 and 1987 + Whit Merrifield: 18 HR in 2017). Produced his first 2-homer game in the big leagues on 7/21 @ NY, went 2-for-4 with 4 RBI ... had team-leading 3 HR against the Yankees ... 6 HR with 14 RBI vs. the White Sox. Recorded hits in 13 of his final 23 games (September 1 to October 1), with 7 multi-hit games and 12 RBI. 	<ul style="list-style-type: none"> H 5 6/26/21 @ Beloit R 4 (2x) Last: 7/9/21 @ Wisconsin HR 3 7/14/21 @ Beloit RBI 5 (4x) Last: 7/2/22 @ St. Paul BB 3 (2x) Last: 6/10/22 @ Tulsa SB 1 (32x) Last: 8/20/23 @ CHICAGO (NL)
3 MORGAN MCCULLOUGH INFIELDER • L/R • 5'10" • 190 • 12/19/1997 (25) Signed 2/24/2022 as a Minor League Free Agent Drafted by Los Angeles (AL) - 2019, 22nd Round (Alabama) Born/Resides: Seattle, Washington	<ul style="list-style-type: none"> Opened the season with NW Arkansas (AA) and slashed .241/.345/.393 (62-for-257) across 77 games with 17 doubles, 2 triples, 6 home runs & 25 RBI. Made starts at 2B (16), SS (22), 3B (28) and LF 1 with the Naturals ... also pitched twice, on 5/27 @ TUL and 8/12 vs. WCH, totaled 1.2 IP, 0 H, 0 R, 0 BB & 0 K. Hit his first 2-homer game of his career on 5/19 vs. SPR, going 2-for-4 with a solo and 2-run home run. Assigned to Omaha on September 1 and made his Triple-A debut 9/3 vs. LOU, went 1-for-2 with 2 RBI & 2 BB ... also had a three-hit game 9/17 vs. IND, 3-for-5 with a 2B and RBI. In total, collected 8 hits and 6 RBI in 8 games with Omaha, going 8-for-28 (.286) ... made starts at 2B (6) and 3B (2) with the Storm Chasers. Hit his first Triple-A home run in the top of the 3rd inning on 9/23 @ COL, a solo homer, and his final hit of the season. 	<ul style="list-style-type: none"> H 5 8/20/14 @ DSL Brewers R 4 (4x) Last: 10/1/21 @ Iowa HR 3 5/5/19 vs. Arkansas RBI 5 (4x) Last: 8/15/23 @ Toledo BB 3 (4x) Last: 6/12/22 vs. Lehigh Valley SB 3 6/30/15 @ GCL Tigers
4 EDWARD OLIVARES OUTFIELDER • R/R • 6'2" • 195 • 3/6/1996 (27) Traded from San Diego - 8/29/2020 Originally signed 7/2/2014 with Toronto (Intl. F.A.) Born/Resides: Caracas, Venezuela	<ul style="list-style-type: none"> Made his third Opening Day roster (2nd with Kansas City) and appeared in 85 games with the Royals, hitting .246 (70-for-284) with a .700 OPS ... made starts in LF (42), RF (3) and at DH (29) ... missed 6 games with a left mild oblique strain, on IL from July 8 to 18. Optioned to Omaha on August 13 and in his first game with the Storm Chasers on 8/15 @ TOL, 4-for-5 with 5 RBI, a triple shy of the cycle, in his first game with OMA. Collected hits in 12 of 13 games with Omaha, including each of his last 9 Triple-A games ... also had 12 RBI in his 13 games ... 3 of 8 XBH were home runs, all opposite-field. Recalled by Kansas City on September 1 and over his final 22 games of the season, hit .329 (23-for-70) with 11 extra-base hits (6 home runs) and 16 runs batted in, with a 1.047 OPS ... hit 4 home runs in his first 6 games back, including a 3-hit, 2-homer game on 9/4 vs. CWS. Hit his 2nd pinch-hit home run in the big leagues on 9/6 vs. CWS, a two-run homer in the 8th inning off LHP Aaron Bummer, hitting for MJ Melendez. 	<ul style="list-style-type: none"> H 5 8/20/14 @ DSL Brewers R 4 (4x) Last: 10/1/21 @ Iowa HR 3 5/5/19 vs. Arkansas RBI 5 (4x) Last: 8/15/23 @ Toledo BB 3 (4x) Last: 6/12/22 vs. Lehigh Valley SB 3 6/30/15 @ GCL Tigers

PLAYER | 2023 QUICK NOTES | CAREER HIGHS

22 JERMAINE PALACIOS
INFIELDER • R/R • 6'0" • 200 • 7/19/1996 (27)
 Signed 6/12/2023 as a Minor League Free Agent
 Signed by Minnesota 9/6/2013 as an International Free Agent
 Born/Resides: Barquisimeto, Venezuela

- Signed with Detroit as a Minor League free agent on December 14, 2022, and appeared in 36 games with the Toledo Mud Hens (AAA), hitting .176 (22-for-125) with 6 HR and 21 RBI ... in 6 games as a visitor at Werner Park, hit 3 HR with 6 RBI, including a 2-homer game with 4 RBI on 5/17 @ OMA.
- Released by the Tigers on June 8, signed by Kansas City on June 12 and assigned to Omaha ... slashed .200/.220/.418 over 16 games with the Storm Chasers ... 6 of his 11 hits went for extra-bases (3 doubles, 3 home runs).
- Only played in 3 games in a 17-game stretch for Omaha, between July 8 and August 1, released by the Royals on August 3.
- Between Toledo and Omaha, combined to slash .183/.228/.372 (33-for-180) across 52 Triple-A games ... had the lowest on-base percentage and 4th-lowest batting average among 470 Triple-A hitters with at least 160 plate appearances in 2023.

H	5	6/19/17 vs. Burlington
R	5	(2x) Last: 5/8/22 @ Omaha
HR	2	(5x) Last: 5/17/23 @ Omaha
RBI	5	4/30/23 vs. Syracuse
SB	3	5/7/22 vs. Columbus
BB	3	(2x) Last: 8/8/21 @ Arkansas
H	4	8/6/19 @ Johnson City
R	3	(6x) Last: 8/22/23 vs. St. Paul
HR	2	(3x) Last: 4/5/23 vs. Toledo
RBI	4	(2x) Last: 8/10/21 vs. Beloit
BB	3	(8x) Last: 6/14/23 vs. Columbus
SB	1	(2x) Last: 6/18/23 vs. Columbus

14 LOGAN PORTER
CATCHER • R/R • 6'0" • 200 • 7/12/1995 (28)
 Signed 6/21/2018 as an Undrafted Free Agent (Dixie State)
 Born: Phoenix, Arizona • Resides: Surprise, Arizona

- Opened the season with Omaha and reached base in 87 of 108 games played (80.6%), with hits in 66 of 108 games (61%).
- Reached base in 30 straight games, from May 24 to July 5, a span where he slashed .302/.433/.377 (32-for-106), a career-best streak and the longest for Omaha in 2023.
- Connected for 6 home runs over 17 games in the month of April, then hit just 1 over his next 47 games, from May 1 to July 4 ... hit 3 more in a 6-game span, from July 5 to 15.
- Drew just 15 walks in his first 41 games (0.9% BB%) between March 31 and June 2 ... drew 45 walks over his final 69 games (16.2% BB%), June 3 to September 10.
- From June 1 to September 10, played 70 of Omaha's 82 games (85%), tied for them most on the team ... made 62 starts at C (52) and 1B (10).
- Caught the 2nd-most innings of any International League backstop in 2023 (662.2 INN), also had the 2nd-most steal attempts on him (99).
- Had his contract selected by the Royals on September 11 and finished the season in the big leagues ... appeared in 11 of Kansas City's final 18 games of the season with 9 starts at catcher, including his MLB debut on 9/12 @ CWS, where he went 2-for-4 with 2 RBI ... hit his first MLB homer in his second game, on 9/16 vs. HOU.

H	4	(3x) Last: 8/30/22 @ CHICAGO (AL)
R	4	(3x) Last: 4/30/22 vs. Toledo
HR	3	5/21/21 @ Springfield
RBI	6	5/21/21 @ Springfield
BB	3	(12x) Last: 6/26/22 @ St. Paul
SB	2	(3x) Last: 7/1/22 @ St. Paul

25 NICK PRATTO (MLB REHAB)
INFIELD/OUTFIELD • L/L • 6'1" • 230 • 10/6/1998 (25)
 2017 MLB Draft - Round 17/14th Overall (HS)
 Born/Resides: Huntington Beach, Calif.

- Optioned to Triple-A on March 22 and opened the year with Omaha ... played 19 games over 2 stints in March/April, recalled for a day April 6, recalled again April 28.
- Both home runs with Omaha in April came in home series vs. Gwinnett (April 18-23), with 5 of his 8 RBI of the month coming in this series as well.
- After being recalled to Kansas City on April 28, played in 78 games before he was placed on the 10-day injured list on 7/28 with a left groin strain.
- Sent to Omaha on rehab on August 17 and played 12 games over two rehab stints ... hit .214 (9-for-42) with 2 HR and 5 RBI on 9/1 vs. LOU.
- Activated from the injured list on September 8 and finished the year with the Royals, started 13 of the final 21 games at first base ... hit just .200 (9-for-45) once activated from the injured list with 26 strikeouts and no walks (56% K%) but ended the season with a 2-hit game 10/1 vs. NYY.
- Slashed .300/.391/.462 (30-for-130) over his first 38 games (April 5 to June 9), but slashed .182/.242/.273 (32-for-176) over his final 57 games/
- Finished the season as Kansas City's team leader in games played at first base, with 78 games (64 starts) and 565.2 innings, the 7th-most of any Royal at a single position in 2023.

H	4	(4x) Last: 6/18/23 vs. Columbus
R	5	4/18/23 vs. Amarillo
HR	3	4/18/23 vs. Amarillo
RBI	6	4/18/23 vs. Amarillo
BB	3	(3x) Last: 9/10/22 @ Wichita
SB	3	8/22/21 @ South Bend

7 JOHN RAVE
OUTFIELDER • L/L • 6'0" • 200 • 12/30/1997 (25)
 2019 MLB Draft - Round 5 (Illinois State)
 Born: Canton, Illinois • Resides: Bloomington, Illinois

- Opened the year with NW Arkansas (AA) and played 54 games for the Naturals, with 5 homers, 24 RBI & at the time, a team-leading 34 walks, with 40 of his 53 starts in CF.
- Set three new career-highs on 4/18 vs. AMA with 3 home runs, 6 runs batted in and 5 runs scored, as part of a 3-for-5 day at the plate with 2 walks in a 16-6 NWA win.
- Transferred to Omaha on June 13 and opened his season with Omaha by going 10-for-22 in a 6-game series vs. Columbus, with 6 XBH and 8 RBI between June 13 and 18.
- Carried as on-base streak from Double-A into Triple-A and reached base in 31 straight games between May 31 and July 14, his final 10 games in NWA and first 21 with OMA ... in that stretch, went 36-for-114 (.316) with 13 XBH (9 1B, 3 HR) and 20 RBI, along with 20 walks.
- While all 5 home runs with the Naturals came against right-handed pitching, 4 of his 7 Storm Chasers home runs came against southpaws, each of his first 4 HR with Omaha.
- Checked in at No. 3 on SportsCenter's Top 10 plays for August 8, with a juggling catch at the center field fence to rob low 1B Matt Mervis of an extra-base hit to end the 3rd inning.
- After slashing .434/.516/.755 (23-for-53) with 16 RBI over his first 15 games with Omaha, slashed just .186/.274/.281 (39-for-210) with 22 RBI over his final 55 games.

H	3	(21x) Last: 7/16/23 vs. Oklahoma City
R	3	(8x) Last: 5/29/22 vs. Montgomery
HR	2	(9x) Last: 9/8/23 @ Las Vegas
RBI	5	(5x) Last: 7/30/23 @ Albuquerque
BB	3	(5x) Last: 9/8/23 @ Las Vegas
SB	1	(27x) Last: 8/23/23 @ El Paso

25 JAKSON REETZ
CATCHER • R/R • 6'0" • 215 • 1/3/1996 (27)
 Signed 12/12/2022 as a Minor League Free Agent
 Drafted by Washington - 2014, 3rd Round (Norris HS)
 Born: Hickman, Nebraska • Resides: Elkhorn, Nebraska

- Re-signed a Minor League contract with Kansas City on December 12, 2022, and opened the season with Omaha and appeared in 27 games for the Storm Chasers.
- 16 of his 26 hits with Omaha landed for extra-bases (10 singles, 12 doubles, 4 home runs) ... hit his first professional grand slam in the 5th inning on 4/1 @ IND.
- Despite playing in just 12 of Omaha's 60 games where the ABS Challenge system was in effect, his 35 ABS challenges (32 as catcher, 3 as hitter) were the most of any Storm Chaser player this season ... his 14 successful challenges (13 as catcher) were the 2nd-most of any player, behind Logan Porter's 16.
- Was released by the Royals on June 16 (out clause in his contract) and signed a Minor League deal with the Giants on June 27 and was assigned to the Sacramento River Cats, where he finished the season ... slashed .227/.338/.486 (42-for-185) for Sacramento, with 21 of his 42 hits going for extra-bases (21 singles, 7 doubles, 1 triple, 13 homers).
- While 23 of his 26 starts with the Storm Chasers were as the catcher, just 19 of his 49 starts with the River Cats were behind the plate, with 1 in RF, 18 in LF and 12 at DH.

H	5	(3x) Last: 9/1/20 @ KANSAS CITY
R	3	(19x) Last: 8/28/20 @ ST. LOUIS
HR	2	(21x) 7/28/21vs. ST. LOUIS
RBI	7	7/31/17 vs. Corpus Christi
BB	4	5/29/23 vs. Syracuse
SB	2	6/10/17 vs. Corpus Christi

15 FRANMIL REYES
OUTFIELDER • R/R • 6'5" • 280 • 7/7/1995 (28)
 Signed 2/15/2023 as a Minor League Free Agent
 Signed by San Diego 11/1/2011 as an International Free Agent
 Born: Loma de Cabrera, D.R. Resides: Kissimmee, Fla.

- Signed a Minor League deal with Kansas City on February 15 with an invite to Major League spring training, hit .340 (16-for-47) with 3 HR and 12 RBI over 18 Cactus League games, had his contract selected to the Major League roster for Opening Day on March 30.
- Was hitting just .189 (11-for-59) over his first 19 games with the Royals, reinstated from the Paternity List prior on 4/24 and went 0-for-17 after returning.
- Was optioned to Omaha May 2, went 2-for-5 in his Storm Chasers debut on 5/4 vs. LOU, homered on 5/7 vs. LOU ... DFA'd by the Royals May 8, elected free agency May 11.
- Signed a Minor League deal with Washington on May 18 and appeared in 34 games with the Rochester Red Wings (AAA), where he slashed .219/.322/.383 (28-for-128), with 5 home runs and 19 runs batted in ... released by the Nationals on August 11.
- In Omaha's series at Rochester, went 2-for-18 with 1 home run and 2 runs batted in 4 starts as the Red Wings' DH.
- Made 36 starts at DH between Omaha and Rochester, with 2 starts in the outfield 1 in LF for OMA and 1 in RF for ROC.

H	4	(4x) Last: 6/15/22 @ Lehigh Valley
R	4	6/8/21 @ Portland
HR	2	(4x) Last: 6/21/22 vs. St. Paul
RBI	5	(2x) Last: 6/21/22 vs. St. Paul
BB	4	(2x) Last: 7/26/23 @ Columbus
SB	4	(3x) Last: 7/6/23 @ Gwinnett

0 SAMAD TAYLOR
INFIELD/OUTFIELD • R/R • 5'10" • 160 • 7/11/1998 (25)
 Traded from Toronto - 8/2/2022
 Drafted by Cleveland - 2013, 10th Round (Corona HS)
 Born: Corona, California • Resides: Sioux Falls, South Dakota

- Ranked by Baseball America as the No. 26 Royals prospect
- Opened the season with Omaha and played 44 stints with the Storm Chasers, making starts at 2B (55), 3B (2), LF (10), CF (18) and DH (2) ... hit leadoff in a team-best 68 games.
- Finished the season 6th among qualified International League hitters in on-base percentage (.418), 8th in batting average (.301), also 6th in stolen bases (43).
- Led qualified Storm Chasers hitters with his .301/.418/.566 slashline and 4 triples ... ranked 2nd on the team in hits (101), doubles (23), runs (65), steals (43) and walks (66).
- Played in 62 of Omaha's first 63 games before he was recalled by the Royals on June 16 ... reached base in 14 of his last 18 plate appearances before getting called up.
- Appeared in 31 games for Kansas City across three stints and slashed .200/.279/.267 (12-for-60) with 4 RBI and 8 SB ... hit a walk-off single in his MLB debut on 6/17 vs. LAA.
- With Omaha, reached base in 77 of 88 games played (88%), with hits in 62 of 88 games (71%).
- Had 8 games of 2+ steals, including two 4-steal games, on 5/4 vs. LOU and 7/5 @ GWN ... 51 steals between Omaha and KC set a new single-season best, topping 44 in 2018.

H	4	(4x) Last: 5/27/22 @ Albuquerque
R	3	(15x) Last: 9/1/23 vs. Louisville
HR	2	(3x) Last: 5/27/22 @ Albuquerque
RBI	5	5/6/2021 vs. Midland
BB	3	7/9/2022 vs. Albuquerque
SB	3	(2x) Last: 5/7/2022 @ Reno

8 BUBBA THOMPSON
OUTFIELDER • R/R • 6'2" • 195 • 6/9/1998 (25)
 Claimed off Waivers from Texas - 8/13/2023
 Drafted by Texas - 2017, 1st Round/26th (McGill-Toolen Catholic HS)
 Born: Jacksonville, Florida • Resides: Mobile, Alabama

- Designated for assignment by Texas on August 11, claimed by Kansas City on August 13 and optioned to Omaha ... went 2-for-4, 3 R in first game with Chasers on 8/15 @ TOL.
- From his first game on August 13 through the end of the season (Omaha's final 36 games), led the Chasers with 36 hits 57 total bases, 21 runs scored and 11 stolen bases.
- Produced a 7-game hit streak with Omaha between August 31 and September 7, where he slashed .406/.457/.781 (13-for-32), with 7 extra-base hits and 7 runs batted in.
- Combined for 27 steals between Round Rock and Omaha, his 4th 25+ steal season in his last 5 Minor League seasons.

H	4	(4x) Last: 4/20/22 vs. Rocket City
R	4	7/21/23 vs. Indianapolis
HR	2	(9x) Last: 9/24/23 @ HOUSTON
RBI	5	(5x) Last: 7/22/22 @ PHILADELPHIA
BB	3	(2x) Last: 4/28/22 @ Chattanooga
SB	2	(6x) Last: 8/5/23 @ Louisville

21 NELSON VELÁZQUEZ
OUTFIELDER • R/R • 6'1" • 225 • 12/26/1998 (24)
 Trade from Chicago (NL) - 7/31/2023
 Drafted by Chicago (NL) - 2017, 5th Round (P.J. Education HS)
 Born/Resides: Carolina, Puerto Rico

- Represented Puerto Rico in the World Baseball Classic and went 1-for-5 (.200) with one run while playing with futures Royals teammate MJ Melendez.
- Opened the season with the Iowa Cubs (AAA) but appeared in 13 games across two stints with the Chicago Cubs between April and May ... slashed .241/.313/.621 with 5 of his 7 hits in the big leagues going for extra bases (3 home runs)
- In 74 games with the I-Cubs, hit .253 (74-for-292) with 15 2B, 16 HR, 7 SB and an .803 OPS ... hit the 2nd-longest home run at Werner Park in 2023 and the furthest by a visiting player while with Iowa, on 6/28 @ OMA, a 453-foot, two-run shot in the first inning off Angel Zerpa, one of two 450+ homers he hit with the I-Cubs in 2023.
- Traded to Kansas City on July 31 in exchange for RHP Jose Cuas and was optioned to Omaha ... went 1-for-22 over 6 games with the Storm Chasers, including 0-for-13 before he was called up to Kansas City on August 10, where he finished the season.
- Hit homers in 4 of his first 6 games with the Royals where he had a plate appearance ... hit 9 HR in September, tied for the most in the AL, named KC's Player of the Month.

H	3	(2x) Last: 7/7/23 @ Gwinnett
R	2	(3x) Last: 8/13/23 vs. Cedar Rapids
HR	1	(1x) Last: 8/25/21 @ Stockton
RBI	3	8/6/21 @ Visalia
BB	3	8/6/21 @ Visalia
SB	1	(1x) Last: 8/20/23 vs. Beloit

9 PAXTON WALLACE
INFIELDER • R/R • 6'1" • 215 • 1/6/1999 (24)
 Signed 12/19/2022 as a Minor League Free Agent
 Signed by Los Angeles (AL) 6/16/2012 as an MLB Free Agent
 Born: Little Rock, Arkansas • Resides: Greenbrier, Arkansas

- Opened the season with Quad Cities (A+) on their development list, was activated on April 13 and appeared in 18 games for the River Bandits between mid-April and mid-June ... transferred to Omaha on June 11 but did not appear in a game, sent back to QC on June 13 and again to the Storm Chasers on June 23.
- Appeared in 4 games with the Chasers over 2.5 weeks, with three starts at first base ... finished his stint with Omaha 6-for-12 at the plate, with 1 double, 1 RBI and 1 walk ... tied a career-high with a 3-hit game 7/7 @ GWN, in which he recorded his first Triple-A RBI.
- His .857 BABIP ranked 1st among 823 players who saw at least 10 plate appearances at the Triple-A level in 2023 ... over his 12 at-bats with Omaha, struck out five times and recorded a hit 6 out of 7 times he put the ball in play.
- Transferred back to High-A on July 12, where he finished the season ... ended the year 7-for-60 (.117) over his last 19 games, with 6 walks.
- 40 of his 43 starts between High-A and Triple-A came at first base ... did not make an error over his final 308.0 innings, from April 23 through the end of the year.

H	4	(12x) Last: 5/23/23 @ St. Paul
R	4	7/8/17 @ GCL Twins
HR	2	(3x) Last: 5/21/23 vs. Toledo
RBI	4	(3x) Last: 10/3/2022 @ CLEVELAND
BB	3	8/4/21 vs. Charlotte
SB	3	7/27/22 @ Syracuse

8 DREW WATERS (MLB REHAB)
OUTFIELDER • S/R • 6'2" • 200 • 12/30/1998 (24)
 Traded from Atlanta - 7/11/2022
 Drafted by Atlanta - 2016, 2nd Round
 Born: Atlanta, Georgia • Resides: Marietta, Georgia

- Didn't appear in a Spring Training game for Kansas City, suffered a left oblique strain, announced February 21 ... opened the season on Kansas City's 10-day injured list (retroactive to March 27) and sent to Omaha on rehab on May 9 ... went 0-for-4 in season debut on 5/9 @ SWB.
- Went 1-for-22 over his first 6 games, with double, walk and 7 strikeouts ... from May 17 to 23, over the final 7 games of his rehab assignment, slashed .533/.600/1.033 (16-for-30) with 9 extra-base hits (2 homers), 6 runs batted in and 7 walks, with 12 runs scored as well ... produced 4-hit games on 5/17 vs. TOL, 5/21 vs. TOL and 5/23 vs. STP, with the latter two being back-to-back games ... he came just a single shy of the cycle on May 21, producing 137 total bases in a 4-or-5 effort with a double, triple and two homers.
- Activated from the injured list on May 26 and finished the season with Kansas City ... slashed .228/.300/1.377 (69-for-302) over 98 games with the Royals, appeared in all three outfield positions and made starts in CF (44) and RF (39) ...
- Hit .290 (43-for-145) with a .853 OPS at Kauffman Stadium, compared to .172 (27-for-157) with a .513 OPS on the road.

SO NICE, THEY DID IT TWICE (OR MORE)	MULTI-HIT GAMES					MULTI-RUN GAMES					MULTI-RBI GAMES					MULTI-BB GAMES					MULTI-K GAMES					MULTI-SB GAMES				
	2	3	4	5+	T	2	3	4	5+	T	2	3	4	5+	T	2	3	4	5+	T	2	3	4	5+	T	2	3	4	5+	T
Alexander, CJ	9	3	-	-	12	8	1	-	-	9	4	2	1	-	7	4	-	-	-	4	24	3	2	-	29	-	-	-	-	
Beatty, Matt	4	1	-	-	5	2	-	-	-	2	3	-	-	-	3	1	-	-	-	1	2	-	-	-	2	-	-	-	-	
Blanco, Dairon	10	6	1	-	17	9	1	-	-	10	3	2	-	-	5	5	1	-	-	6	3	2	-	5	9	3	1	-	13	
Bradley, Tucker	14	2	-	-	16	6	1	-	-	7	4	4	-	-	8	8	-	-	-	8	7	-	1	-	8	4	-	-	4	
Briceno, José	6	-	-	-	6	2	-	-	-	2	5	-	-	-	5	1	-	-	-	1	5	2	-	-	7	-	-	-	-	
Camargo, Johan	5	-	-	-	5	-	-	-	-	-	1	-	-	-	1	3	-	-	-	3	1	-	-	-	1	-	-	-	-	
Castellano, Angelo	18	5	-	-	23	13	1	-	-	14	11	3	-	-	14	7	2	-	-	9	11	1	-	-	12	1	-	-	1	
Cropley, Tyler	-	-	-	-	-	-	-	-	-	-	-	1	-	-	1	-	-	-	-	-	-	-	-	-	-	-	-	-	-	
Dungan, Clay	12	4	-	-	16	5	2	-	-	7	3	2	-	-	5	10	1	-	-	11	9	3	-	-	12	2	-	-	2	
Eaton, Nate	20	4	-	-	24	6	2	-	-	8	7	3	-	-	10	1	-	-	-	1	20	3	-	-	23	2	1	-	3	
Emshoff, Kale	-	-	-	-	-	-	-	-	-	-	-	-	-	-	-	1	-	-	-	-	1	-	-	-	-	-	-	-	-	
Fermin, Freddy	1	1	1	-	3	3	1	-	-	4	1	1	-	-	3	2	1	-	-	3	2	-	-	-	2	-	-	-	-	
Garcia, Maikel	4	1	-	-	5	2	-	-	-	2	2	2	-	-	4	3	1	-	-	4	2	1	-	-	3	-	-	-	-	
Gentry, Tyler	22	3	3	-	28	6	4	-	-	10	7	4	2	1	14	15	3	-	-	18	22	11	-	-	33	1	-	-	1	
Hechavarria, Adeiny	3	1	-	-	4	1	-	-	-	1	1	2	1	-	4	1	-	-	-	1	4	1	-	-	5	-	-	-	-	
Hicklen, Brewer	9	2	-	-	11	10	1	-	-	11	4	2	-	-	6	4	-	-	-	4	14	2	-	-	16	-	-	-	-	
Isbel, Kyle	3	-	-	-	3	1	-	-	-	1	1	1	-	-	2	1	-	-	-	1	1	-	-	-	1	-	-	-	-	
Jenista, Greyson	-	-	-	-	-	-	-	-	-	-	-	-	-	-	-	-	-	-	-	-	-	2	-	-	2	-	-	-	-	
Loftin, Nick	14	4	2	-	20	6	1	-	-	7	8	8	1	-	17	3	1	-	-	4	8	-	-	-	8	-	-	-	-	
Lopez, Nicky	1	-	-	-	1	-	-	-	-	-	-	-	-	-	-	1	-	-	-	-	-	-	-	-	-	-	-	-	-	
Mann, Devin	4	1	-	-	5	3	-	-	-	3	4	-	-	-	4	8	1	-	-	9	13	3	1	-	17	1	-	-	1	
Massey, Michael	-	-	-	-	-	1	-	-	-	1	-	-	-	-	-	-	-	-	-	-	1	-	-	-	1	-	-	-	-	
McCullough, Morgan	1	1	-	-	2	1	-	-	-	1	2	-	-	-	2	1	-	-	-	1	2	1	-	-	3	-	-	-	-	
Olivares, Edward	2	1	1	-	4	4	-	-	-	4	1	-	-	-	2	-	-	-	-	-	3	-	-	-	3	-	-	-	-	
Palacios, Jermaine	3	-	-	-	3	-	-	-	-	-	3	-	-	-	3	-	-	-	-	-	3	1	1	-	5	-	-	-	-	
Porter, Logan	16	3	-	-	19	7	2	-	-	9	10	1	-	-	11	8	4	-	-	12	20	7	-	-	27	-	-	-	-	
Pratto, Nick	2	1	-	-	3	3	-	-	-	3	2	-	-	-	3	5	-	-	-	5	7	3	-	-	10	-	-	-	-	
Rave, John	10	2	1	-	13	5	-	-	-	5	5	3	-	-	8	5	-	-	-	5	18	4	2	-	24	-	-	-	-	
Reetz, Jakson	4	2	-	-	6	-	-	-	-	-	1	-	-	-	2	2	-	-	-	2	5	2	1	-	8	-	-	-	-	
Reyes, Franmil	1	-	-	-	1	1	-	-	-	1	1	-	-	-	1	-	-	-	-	-	1	1	-	-	2	-	-	-	-	
Taylor, Samad	21	9	-	-	30	12	3	-	-	15	13	3	-	-	16	12	3	1	-	16	19	2	1	-	22	4	2	2	8	
Thompson, Bubba	9	3	-	-	12	3	2	-	-	5	2	1	1	-	4	1	-	-	-	1	6	3	1	-	10	2	-	-	2	
Velázquez, Nelson	-	-	-	-	-	-	-	-	-	-	-	-	-	-	-	-	-	-	-	-	2	-	-	-	2	1	-	-	1	
Wallace, Paxton	1	1	-	-	2	-	-	-	-	-	-	-	-	-	-	-	-	-	-	-	1	-	-	-	1	-	-	-	-	
Waters, Drew	1	-	3	-	4	2	2	-	-	4	1	1	-	-	2	1	-	-	-	1	1	2	-	-	3	-	-	-	-	
TOTALS	230	61	12	0	303	122	24	0	0	146	110	46	6	5	167	114	18	1	0	133	239	60	10	0	309	27	6	3	0	36

CHASERS HITTERS PER GAME	GAMES WITH HITS		GAMES WITH RUNS		XBH		GAMES WITH RBI		GAMES WITH BB		GAMES REACHED	
	G	# of games % of Games	# of games % of Games	# of games % of Games	# of games % of Games	# of games % of Games	# of games % of Games	# of games % of Games	# of games % of Games	# of games % of Games	# of games % of Games	
Alexander, CJ	86	48 57.1%	34	40.5%	23	27.4%	24	28.6%	20	23.8%	58	69.0%
Beatty, Matt	14	9 64.3%	5	35.7%	4	28.6%	6	42.9%	4	28.6%	12	85.7%
Blanco, Dairon	49	35 71.4%	26	53.1%	9	18.4%	12	24.5%	15	30.6%	43	87.8%
Bradley, Tucker	69	38 56.7%	29	43.3%	21	31.3%	24	35.8%	25	37.3%	47	70.1%
Briceno, José	34	18 54.5%	13	39.4%	9	27.3%	12	36.4%	7	21.2%	22	66.7%
Camargo, Johan	15	12 80.0%	7	46.7%	6	40.0%	7	46.7%	8	53.3%	13	86.7%
Castellano, Angelo	107	64 61.5%	39	37.5%	34	32.7%	38	36.5%	42	40.4%	80	76.9%
Cropley, Tyler	2	1 50.0%	0	0.0%	1	50.0%	1	50.0%	1	50.0%	1	50.0%
Dungan, Clay	89	54 65.1%	41	49.4%	18	21.7%	23	27.7%	38	45.8%	70	84.3%
Eaton, Nate	85	56 65.9%	42	49.4%	29	34.1%	26	30.6%	28	32.9%	65	76.5%
Emshoff, Kale	5	2 40.0%	2	40.0%	2	40.0%	0	0.0%	2	40.0%	4	80.0%
Fermin, Freddy	14	8 57.1%	7	50.0%	5	35.7%	6	42.9%	7	50.0%	12	85.7%
Garcia, Maikel	24	17 70.8%	9	37.5%	8	33.3%	11	45.8%	11	45.8%	19	79.2%
Gentry, Tyler	129	83 64.3%	55	42.6%	41	31.8%	46	35.7%	60	46.5%	109	84.5%
Hechavarria, Adeiny	36	23 65.7%	17	48.6%	13	37.1%	16	45.7%	11	31.4%	24	68.6%
Hicklen, Brewer	61	35 60.3%	29	50.0%	23	39.7%	21	36.2%	22	37.9%	46	79.3%
Isbel, Kyle	9	6 66.7%	6	66.7%	3	33.3%	3	33.3%	5	55.6%	8	88.9%
Jenista, Greyson	4	2 50.0%	1	25.0%	1	25.0%	0	0.0%	1	25.0%	3	75.0%
Loftin, Nick	82	57 69.5%	33	40.2%	22	26.8%	29	35.4%	29	35.4%	66	80.5%
Lopez, Nicky	3	2 66.7%	1	33.3%	1	33.3%	1	33.3%	2	66.7%	3	100.0%
Mann, Devin	37	20 54.1%	15	40.5%	14	37.8%	11	29.7%	19	51.4%	30	81.1%
Massey, Michael	3	2 66.7%	1	33.3%	1	33.3%	0	0.0%	1	33.3%	2	66.7%
McCullough, Morgan	8	5 62.5%	4	50.0%	3	37.5%	4	50.0%	2	25.0%	6	75.0%
Olivares, Edward	13	12 92.3%	6	46.2%	5	38.5%	7	53.8%	3	23.1%	12	92.3%
Palacios, Jermaine	16	8 50.0%	6	37.5%	5	31.3%	5	31.3%	2	12.5%	8	50.0%
Porter, Logan	110	66 61.1%	41	38.0%	26	24.1%	36	33.3%	44	40.7%	87	80.6%
Pratto, Nick	31	16 53.3%	11	36.7%	8	26.7%	11	36.7%	11	36.7%	21	70.0%
Rave, John	70	45 64.3%	29	41.4%	20	28.6%	27	38.6%	31	44.3%	60	85.7%
Reetz, Jakson	27	18 66.7%	11	40.7%	13	48.1%	10	37.0%	7	25.9%	20	74.1%
Reyes, Franmil	4	2 50.0%	3	75.0%	2	50.0%	3	75.0%	1	25.0%	3	75.0%
Taylor, Samad	89	62 70.5%	47	53.4%	30	34.1%	36	40.9%	45	51.1%	77	87.5%
Thompson, Bubba	33	21 63.6%	14	42.4%	9	27.3%	10	30.3%	7	21.2%	24	72.7%
Velázquez, Nelson	6	1 16.7%	1	16.7%	0	0.0%	0	0.0%	1	16.7%	2	33.3%
Wallace, Paxton	4	3 75.0%	2	50.0%	1	25.0%	1	25.0%	1	25.0%	3	75.0%
Waters, Drew	13	7 58.3%	6	50.0%	5	41.7%	3	25.0%	5	41.7%	9	75.0%

of games column represents the number of times player recorded that stat ... % of games column represents the percent of games played that the player accomplished that stat (in games where they received at least 1 plate appearances)

PITCH TIMER VIOLATIONS CALLED ON OMAHA HITTERS (10)

DATE	INNING	UMPIRE	HITTER	COUNT AT CALL	BATTER RESULT (COUNT)
1. April 12 @ Iowa	▲ 9	Tom Hanahan	Samad Taylor (1)	0-1	Single (0-2)
2. June 3 vs. Memphis	▼ 8	Cody Clark	Johan Camargo (1)	0-0	Strikeout (0-2)
3. June 6 @ Indianapolis	▲ 1	Lew Williams	Dairon Blanco (1)	0-2	Strikeout (0-3)
4. June 20 @ Rochester	▲ 9	Steven Jaschinski	Tyler Gentry (1)	0-0	Strikeout (0-2)
5. June 24 @ Rochester	▲ 3	Chris Marco	José Briceno (1)	0-0	Strikeout (2-2)
6. June 24 @ Rochester	▲ 8	Chris Marco	Adeiny Hechavarria (1)	0-0	Walk (3-2)
7. July 15 vs. Indianapolis	▼ 1	Austin Jones	John Rave (1)	0-0	Strikeout (0-2)
8. August 4 @ Louisville	▲ 7	Brock Ballou	José Briceno (2)	1-1	Lineout (1-2)
9. August 11 vs. Iowa	▼ 6	Chris Marco	CJ Alexander (1)	0-0	Strikeout (0-2)
10. August 27 vs. St. Paul	▼ 7	Raul Moreno	Bubba Thompson (1)	0-0	Double (1-1)

2023 HITTING STREAKS

2023 ON-BASE STREAKS

	LONGEST		DATES/RESULTS							LONGEST	LONGEST		DATES/RESULTS						
	START	END	AVG	2B	3B	HR	RBI	OPS	START		END	AVG	2B	HR	BB	HBP	OBP		
Alexander, CJ	5	4/29	5/6	.278 (5-18)	1	0	0	3	.611	7 (2x)	8/25	9/8	.304 (7-23)	2	1	3	0	.370	
Beatty, Matt	5	7/28	9/13	.333 (7-21)	1	0	1	2	.888	8	7/28	9/17	.333 (11-33)	3	2	2	0	.371	
Blanco, Dairon	9	6/1	6/10	.439 (18-41)	1	0	0	9	.920	21	5/13	6/10	.423 (33-78)	2	1	11	5	.510	
Bradley, Tucker	6 (3x)	7/5	7/18	.348 (8-23)	3	1	1	2	1.096	9	5/21	6/10	.344 (11-32)	3	1	7	0	.450	
Briceno, José	5	9/17	9/24	.273 (6-22)	1	0	5	8	1.273	7	9/13	9/24	.286 (8-28)	1	6	1	0	.310	
Camargo, Johan	7	5/31	6/7	.370 (10-27)	1	0	2	6	1.099	11	5/16	6/7	.395 (15-38)	1	3	11	0	.531	
Castellano, Angelo	7	9/14	9/22	.579 (11-19)	1	0	4	7	1.943	11	7/4	7/29	.389 (14-36)	4	1	6	0	.476	
Cropley, Tyler	-	-	-	-	-	-	-	-	-	-	-	-	-	-	-	-	-	-	
Dungan, Clay	9	7/14	7/30	.344 (11-32)	3	1	0	3	.917	18	5/28	6/29	.316 (18-57)	1	0	14	1	.440	
Eaton, Nate	8	8/6	8/18	.387 (12-31)	1	0	2	2	1.070	9	8/6	8/19	.353 (12-34)	1	2	5	0	.436	
Emshoff, Kale	-	-	-	-	-	-	-	-	-	4	9/10	9/24	.250 (2-8)	2	0	3	0	.455	
Fermin, Freddy	6	4/7	4/18	.545 (12-22)	2	0	3	8	1.610	9	4/7	4/30	.483 (14-29)	2	5	7	0	.583	
Garcia, Maikel	5 (2x)	4/20	4/25	.313 (5-16)	1	0	0	2	.851	9	3/31	4/9	.353 (12-34)	3	1	10	0	.489	
Gentry, Tyler	9	8/23	9/3	.345 (10-29)	2	0	0	5	.888	24	8/23	9/23	.325 (27-83)	5	3	21	1	.462	
Hechavarria, Adeiny	8	7/29	8/9	.276 (8-29)	2	0	3	9	.999	8	7/29	8/9	.276 (8-29)	2	3	3	0	.344	
Hicklen, Brewer	8	6/13	6/22	.375 (12-32)	4	0	1	6	1.023	16	6/8	6/30	.317 (20-63)	6	2	7	2	.397	
Isbel, Kyle	5	6/16	6/23	.444 (8-18)	2	0	2	6	1.434	7	6/15	6/25	.310 (9-29)	2	2	6	0	.429	
Jenista, Greyson	-	-	-	-	-	-	-	-	-	2	5/25	5/27	.125 (1-8)	0	0	1	0	.222	
Loftin, Nick	12	5/16	5/30	.417 (20-48)	4	0	3	18	1.170	16	5/10	5/30	.349 (22-63)	5	3	10	0	.427	
Lopez, Nicky	2	5/18	5/20	.429 (3-7)	1	0	0	1	1.127	3	5/16	5/20	.300 (3-10)	1	0	3	0	.462	
Mann, Devin	4	9/3	9/7	.462 (6-13)	4	0	1	6	1.600	13	8/22	9/7	.275 (11-40)	6	3	17	0	.483	
Massey, Michael	2	6/30	7/2	.286 (2-7)	1	0	0	0	.804	2	6/30	7/2	.286 (2-7)	1	0	1	0	.375	
McCullough, Morgan	3	9/17	9/23	.417 (5-12)	1	0	1	2	1.167	3 (2x)	9/17	9/23	.417 (5-12)	1	1	0	0	.417	
Olivares, Edward	9	8/20	8/31	.353 (12-34)	3	0	2	6	1.043	9	8/20	8/31	.353 (12-34)	3	2	2	3	.425	
Palacios, Jermaine	3	7/7	7/20	.364 (4-11)	0	0	2	4	1.294	3	7/7	7/20	.364 (4-11)	0	2	1	0	.385	
Porter, Logan	9	6/20	7/2	.387 (12-31)	2	0	0	8	.965	30	5/24	7/5	.302 (32-106)	5	1	24	2	.433	
Pratto, Nick	5	4/19	4/23	.294 (5-17)	1	0	2	5	1.039	5 (2x)	8/18	8/30	.214 (3-14)	0	0	4	1	.421	
Rave, John	9	6/13	6/25	.406 (13-32)	4	1	2	10	1.255	20	6/13	7/9	.351 (26-74)	8	3	12	0	.437	
Reetz, Jakson	6	4/23	5/7	.350 (7-20)	4	0	2	4	1.285	6	4/23	5/7	.350 (7-20)	4	2	2	1	.435	
Reyes, Franmil	-	-	-	-	-	-	-	-	-	2	5/6	5/7	.167 (1-6)	0	1	1	1	.333	
Taylor, Samad	11	6/1	6/15	.405 (15-37)	4	0	2	6	1.214	16 (2x)	7/5	9/12	.404 (23-57)	7	1	19	1	.544	
Thompson, Bubba	7	8/31	9/7	.406 (13-32)	4	1	2	7	1.238	7	8/31	9/7	.406 (13-32)	4	2	3	0	.457	
Velázquez, Nelson	-	-	-	-	-	-	-	-	-	-	-	-	-	-	-	-	-	-	
Wallace, Paxton	2	7/2	7/7	.625 (5-8)	1	0	0	1	1.375	2	7/2	7/7	.625 (5-8)	1	0	0	0	.625	
Waters, Drew	3 (2x)	5/21	5/24	.692 (9-13)	3	1	2	3	2.271	9	5/13	5/24	.436 (17-39)	6	2	6	0	.511	

Gold Indicates Longest Personal Career in Professional Career

BOLD INDICATES LONGEST OMAHA STREAK IN 2023

PITCHES/PLATE APPEARANCE & PLATE APPEARANCE DEPTH

	AVG. P/PA	TOTAL PA	TOTAL P	LONGEST PA (#)	DATE	INN.	PITCHER	RESULT
Alexander, CJ	4.02	315	1,267	9 (3x)	8/11 vs. IOW	▼ 8	Bailey Horn	Strikeout Swinging
Beatty, Matt	3.67	58	213	8	6/15 vs. COL	▼ 6	Cade Smith	Groundout (4-3)
Blanco, Dairon	3.61	209	755	10 (2x)	5/13 @ SWB	▲ 2	Tanner Tully	Walk
Bradley, Tucker	3.91	249	974	12	7/23 vs. STP	▼ 6	Austin Schulfer	Strikeout Swinging
Briceno, José	3.51	123	432	9	8/31 vs. LOU	▼ 7	Casey Legumina	RBI Single
Camargo, Johan	4.24	68	288	9	6/1 vs. MEM	▼ 6	Kyle Leahy	Walk
Castellano, Angelo	3.96	389	1,540	12	7/28 @ COL	▲ 4	Randy Labaut	Walk
Cropley, Tyler	4.83	6	29	9	9/16 vs. IND	▼ 7	J.C. Flowers	Strikeout Swinging
Dungan, Clay	3.93	329	1,294	11	8/18 @ TOL	▲ 8	Sam Clay	Single
Eaton, Nate	3.74	368	1,377	10 (2x)	7/5 @ GWN	▲ 9	Roel Ramirez	Groundout (5-3)
Emshoff, Kale	4.00	11	44	8	9/23 @ COL	▲ 9	Chris Vallimont	Strikeout Swinging
Fermin, Freddy	3.84	58	223	8	4/20 vs. GWN	▼ 5	Grant Holmes	RBI Walk
Garcia, Maikel	4.39	112	492	10	4/12 @ IOW	▲ 3	Riley Thompson	Strikeout Swinging
Gentry, Tyler	4.28	571	2,442	12	6/7 @ IND	▲ 9	Cody Bolton	Walk
Hechavarria, Adeiny	3.61	140	506	10	7/15 vs. IND	▼ 4	John O'Reilly	Walk
Hicklen, Brewer	3.81	240	915	10	6/3 vs. MEM	▼ 5	Zack Thompson	Strikeout Swinging
Isbel, Kyle	4.21	38	160	9	6/15 vs. COL	▼ 2	Hunter Gaddis	Flyout (F9)
Jenista, Greyson	3.71	14	52	6 (3x)	5/25 @ STP	▲ 6	Aaron Sanchez	Lineout (L8)
Loftin, Nick	3.63	358	1,298	11	8/29 vs. LOU	▼ 5	Christian Roa	Single
Lopez, Nicky	3.85	13	50	6 (2x)	5/18 vs. TOL	▼ 7	Matt Wisler	Lineout (L8)
Mann, Devin	4.24	164	695	11	8/24 vs. STP	▼ 4	Brent Headrick	Walk
Massey, Michael	3.17	12	38	6	7/2 vs. IOW	▼ 1	Chris Clarke	Walk
McCullough, Morgan	4.09	33	135	7 (3x)	9/14 vs. IND	▼ 6	Nick Burdi	Groundout (4-3)
Olivares, Edward	3.25	59	192	8	8/27 vs. STP	▼ 7	Jovani Moran	Groundout (6-3)
Palacios, Jermaine	3.82	61	233	9	7/4 @ GWN	▲ 3	Nolan Kingham	Strikeout Swinging
Porter, Logan	4.04	449	1,812	9	6/15 vs. COL	▼ 6	Cade Smith	Strikeout Looking
Pratto, Nick	4.42	129	570	9	9/3 vs. LOU	▼ 5	Ryan Meisinger	Walk
Rave, John	4.20	304	1,277	9	8/30 vs. LOU	▼ 6	Evan Kravetz	Strikeout Looking
Reetz, Jakson	3.92	106	415	13	4/21 vs. GWN	▼ 2	Allan Winans	Strikeout Swinging
Reyes, Franmil	4.22	18	76	9	5/7 vs. LOU	▼ 2	Andrew Abbott	2-Run Homer
Taylor, Samad	4.20	418	1,755	10	7/25 @ COL	▲ 3	Jerad Eichhoff	Groundout (6-3)
Thompson, Bubba	3.45	152	525	9	8/24 vs. STP	▼ 7	Michael Boyle	Flyout (F7)
Velázquez, Nelson	3.87	23	89	7 (3x)	8/9 vs. IOW	▼ 7	Keegan Thompson	Strikeout Swinging
Wallace, Paxton	3.62	13	47	7	7/7 @ GWN	▲ 2	Jared Shuster	Groundout (4-3)
Waters, Drew	3.78	58	219	8 (4x)	5/23 @ STP	▼ 2	Simeon Woods Richardson	Single
TOTAL	3.96	5,668	22,429					

PINCH-HITTING LOG (27)

#	DATE	INNING	PINCH HITTER	HITTING FOR	RESULT
1.	4/5 vs. Toledo	▼ 9	CJ Alexander	Angelo Castellano	Fielder's Choice (4-6)
2.	4/14 @ Iowa	▲ 8	Tucker Bradley	Angelo Castellano	2-RBI Double
3.	4/18 vs. Gwinnett	▼ 9	Tucker Bradley	Angelo Castellano	Strikeout Looking
4.	4/29 @ Nashville	▲ 8	Logan Porter	CJ Alexander	Strikeout Swinging
5.	5/7 vs. Louisville	▼ 9	CJ Alexander	Angelo Castellano	Groundout (4-3)
6.	5/10 @ Scranton/WB	▲ 8	CJ Alexander	Angelo Castellano	Strikeout Swinging
7.	5/12 @ Scranton/WB	▲ 8	Brewer Hicklen	Tucker Bradley	Flyout (F9)
8.	5/20 vs. Toledo	▼ 9	Tucker Bradley	Angelo Castellano	Strikeout Swinging
9.	5/27 @ St. Paul	▲ 7	Clay Dungan	Samad Taylor	Groundout, 6-3
10.	6/28 vs. Iowa	▼ 9	Paxton Wallace	Adeiny Hechavarria	Strikeout Swinging
11.	7/3 vs. Iowa	▼ 9	Angelo Castellano	Jermaine Palacios	Strikeout Swinging
12.	7/4 @ Gwinnett	▲ 8	Samad Taylor	José Briceno	Strikeout Looking
13.	7/6 @ Gwinnett	▲ 9	Brewer Hicklen	Angelo Castellano	Flyout (F9)
14.	7/20 vs. St. Paul	▼ 9	John Rave	Jermaine Palacios	Strikeout Looking
15.	7/20 vs. St. Paul	▼ 9	CJ Alexander	Angelo Castellano	Flyout (F7)
16.	7/21 vs. St. Paul	▼ 8	Nick Loftin	Tucker Bradley	Strikeout Swinging
17.	7/22 vs. St. Paul	▼ 8	Clay Dungan	José Briceno	RBI Single
18.	7/26 @ Columbus	▲ 8	Logan Porter	José Briceno	Walk
19.	7/26 @ Columbus	▲ 8	Tucker Bradley	Jermaine Palacios	Strikeout Swinging
20.	7/28 @ Columbus	▲ 9	Tucker Bradley	Matt Beatty	Flyout (F8)
21.	8/6 @ Louisville	▲ 8	Logan Porter	José Briceno	Groundout (5-3)
22.	8/22 vs. St. Paul	▼ 7	CJ Alexander	Nick Pratto	Strikeout Swinging
23.	8/27 vs. St. Paul	▼ 8	Logan Porter	José Briceno	Flyout (F9)
24.	8/31 vs. Louisville	▼ 9	Logan Porter	José Briceno	RBI Groundout (5-3)
25.	9/10 @ Iowa	▲ 9	Kale Emshoff	Nate Eaton	Double
26.	9/12 vs. Indianapolis	▼ 8	John Rave	José Briceno	2-RBI Double
27.	9/15 vs. Indianapolis	▼ 8	Clay Dungan	Tyler Cropley	Walk

Omaha Pinch Hitters: 4-for-25, 3 2B, 6 RBI, 2 BB, 11 K
Most-Used Pinch Hitter:

CJ Alexander, Tucker vBradley & Logan Porter (5x)

Most Frequently Pinch-Hit For:

PITCHING

vs. Left-Handed Starter	15-24
vs. Right-Handed Starter	53-53
WITH Left-Handed Starter	31-36
WITH Right-Handed Starter	37-41
0-4 strikeouts	4-3
5-9 strikeouts	32-47
10+ strikeouts	32-27
0 runs of support	2-27
1-2 runs of support	16-35
3-4 runs of support	23-11
5-9 runs of support	24-4
10+ runs of support	3-0

SCORING

1-Run Games	12-20
2-Run Games	16-9
3-4-Run Games	20-17
5+ Run Games	20-31
Extra Innings	2-2
Shutouts	2-3
Doubleheaders	1-1 (1 SPLIT)
Scoring 0-2 Runs	2-30
3-5 Runs	18-35
6-9 Runs	30-11
10+ Runs	18-1
Opponent 0-2 Runs	14-7
3-5 Runs	26-25
6-9 Runs	16-37
10+ Runs	0-15
Scored in 1st Inning	29-14
Opponent scored in 1st	24-27
Scores first	41-30
Opponent scores first	27-47

HITTING

Omaha 0-5 hits	7-25
6-9 hits	20-33
10+ hits	41-19
Opponent 0-5 hits	14-7
6-9 hits	38-24
10+ hits	16-46
Out-hit opponent	48-16
Out-hit by opponent	14-55
Hits are tied	6-6
Hit 0 home runs	16-29
1 home run	24-30
2 home runs	12-11
3+ home runs	16-7
Opponent hit 0 home runs	21-11
1 home run	27-29
2 home runs	15-20
3+ home runs	5-17
Leave 0-5 runners on base	12-27
6-9 on base	40-34
10+ on base	16-16
Opponent leaves 0-5 runners on base	12-16
6-9 on base	37-49
10+ on base	19-12
Steals 0 bases	17-35
1 base	12-20
2 bases	17-12
3+ bases	22-10
Opponent steals 0 bases	35-28
1 base	21-23
2 bases	9-14
3+ bases	3-12

FIELDING

Turned 0 double plays	28-27
1 double play	24-32
2 double plays	11-14
3+ double plays	5-4
Opponent turned 0 double plays	30-28
1 double play	24-24
2 double plays	13-19
3+ double plays	1-6
Made 0 errors	45-26
1 error	16-35
2 errors	5-11
3+ errors	2-5
Opponent made 0 errors	32-41
1 error	21-24
2 errors	10-11
3+ errors	5-1

LONGEST WIN STREAK *

LONGEST LOSING STREAK *

LONGEST HOME WINNING STREAK

LONGEST HOME LOSING STREAK

LONGEST ROAD WINNING STREAK

LONGEST ROAD LOSING STREAK

LARGEST MARGIN OF VICTORY

LARGEST MARGIN OF DEFEAT

LONGEST GAME, INNINGS

LONGEST GAME, TIME

LONGEST 9-INNING GAME, TIME

SHORTEST 9-INNING GAME, TIME

SHORTEST GAME, TIME

LARGEST COMEBACK WIN

LARGEST MARGIN OF LEAD SURRENDERED (LOSS)

MOST ERRORS, TEAM

MOST ERRORS, PLAYER

LARGEST CROWD, HOME

LARGEST CROWD, ROAD

WARMEST FIRST PITCH

COLDEST FIRST PITCH

TEAM HIGHS

11 Games	June 6 - June 18
11 Games	August 1 - August 12
6 Games	June 13 - June 18
5 Games (2x)	Last: August 8 - August 12
5 Games (2x)	Last: June 6 - June 10
6 Games	August 1 - August 6
11 Runs	4/1 @ Indianapolis (12-1 Win)
13 Runs (2x)	Last: 5/27 @ St. Paul (14-1 Loss)
11 Innings	5/11 @ Scranton/Wilkes-Barre (4-3 Win)
3:23	6/2 vs. Memphis (10-9 Win, 10 Innings)
3:20	8/11 vs. Iowa (9-4 Loss)
2:00	7/18 vs. St. Paul (1-9 Win)
1:46	7/2 vs. Iowa, G2 (6-2 Loss)
6 Runs, After 4th	5/6 vs. Louisville (11-9 Win)
5 Runs, After 7th	6/4 vs. Memphis (6-5 Loss)
3 (7x)	Last: 8/3 @ Louisville (11-2 Loss)
3 Angelo Castellano	5/27 @ St. Paul (14-1 Win)
9,023 (2x)	Last: 8/12 vs. Iowa (7-4 Loss)
11,084	7/25 @ Columbus (10-2 Loss)
100 Degrees	8/24 vs. St. Paul (10-7 Loss)
35 Degrees	4/5 vs. Toledo (7-6 Loss)

OFFENSIVE HIGHS

MOST RUNS SCORED, GAME	16	5/17 vs. Toledo (16-8 Win)
MOST RUNS SCORED, INNING	10, 5th Inning	6/8 @ Indianapolis (15-7 Win)
MOST CONSECUTIVE INNINGS SCORED	5 (2x)	Last: 4th-8th Innings, 5/17 vs. Toledo (16-8 Win)
FEWEST HITS, GAME	1	8/20 @ Toledo (3-0 Loss)
MOST HITS, GAME	18	5/17 vs. Toledo (16-8 Win)
MOST DOUBLES, GAME	7 (3x)	Last: 9/12 vs. Indianapolis (10-6 Win)
MOST TRIPLES, GAME	2	7/6 @ Gwinnett (9-6 Loss)
MOST HOME RUNS, GAME	5	7/30 @ Columbus (7-5 Win)
MOST EXTRA-BASE HITS, GAME	10	5/17 vs. Toledo (16-8 Win)
MOST RBI, GAME	15 (2x)	Last: 6/8 @ Indianapolis (15-7 Win)
MOST RUNNERS LOB, GAME	15 (3x)	Last: 8/29 vs. Louisville (4-3 Win)
MOST TOTAL BASES, GAME	34	5/17 vs. Toledo (16-8 Win)
MOST WALKS, GAME	11 (2x)	Last: 6/8 @ Indianapolis (15-7 Win)
MOST STRIKEOUTS, GAME	17	8/18 @ Toledo (5-0 Loss)
FEWEST STRIKEOUTS, GAME	3 (3x)	Last: 7/30 @ Columbus (7-5 Win)
MOST STOLEN BASES, GAME	7	5/26 @ St. Paul (6-4 Win)
MOST HIT BY PITCHES	4	5/6 vs. Louisville (11-9 Win)
MOST DOUBLE PLAYS GROUNDED INTO, GAME	4 (3x)	Last: 5/28 @ St. Paul (10-6 Loss)

INDIVIDUAL OFFENSIVE HIGHS

MOST RUNS, GAME	3 (24x)	Last: Tyler Gentry, 9/16 vs. Indianapolis (9-2 Win)
MOST HITS, GAME	4 (12x)	Last: Tyler Gentry, 9/16 vs. Indianapolis (9-2 Win)
MOST DOUBLES, GAME	2 (24x)	Last: John Rave, 9/17 vs. Indianapolis (11-5 Win)
MOST TRIPLES, GAME	1 (24x)	Last: Tyler Cropley, 9/16 vs. Indianapolis (9-2 Win)
MOST HOME RUNS, GAME	2 (6x)	Last: Nick Pratto, 9/1 vs. Louisville (12-7 Loss)
MOST TOTAL BASES, GAME	13	Drew Waters, 5/21 vs. Toledo (8-4 Win)
MOST RBI, GAME	6	Freddy Fermin, 4/8 vs. Toledo (13-8 Win)
MOST WALKS, GAME	4	Samad Taylor, 7/26 @ Columbus (5-2 Win)
MOST STRIKEOUTS, GAME	4 (10x)	Last: CJ Alexander, 9/24 @ Columbus (3-2 Win)
MOST STOLEN BASES, GAME ^	4 (3x)	Last: Samad Taylor, 7/5 @ Gwinnett (8-7 Loss, 10 Innings)
MOST HIT BY PITCHES, GAME	2 (2x)	Last: Dairon Blanco, 5/25 @ St. Paul (8-6 Loss)
MOST SACRIFICE FLIES, GAME	2 (2x)	Last: Samad Taylor, 4/30 @ Nashville (10-6 Win)
MOST DOUBLE PLAYS GROUNDED INTO, GAME	2 (4x)	Last: Brewer Hicklen, 5/28 @ St. Paul (10-6 Loss)

PITCHING HIGHS

MOST RUNS ALLOWED, GAME	20	8/9 vs. Iowa (20-1 Loss)
MOST RUNS ALLOWED, INNING	9, 7th Inning	5/28 @ St. Paul (10-6 Loss)
FEWEST HITS ALLOWED, GAME	7	Last: 7/18 vs. St. Paul (9-1 Win)
MOST HITS ALLOWED, GAME	19	9/1 vs. Louisville (12-7 Loss)
MOST TOTAL BASES ALLOWED, GAME	40	8/9 vs. Iowa (20-1 Loss)
FEWEST STRIKEOUTS, GAME	3	4/18 vs. Gwinnett (4-1 Loss)
MOST STRIKEOUTS, GAME	15	5/11 @ Scranton/Wilkes-Barre (4-3 Win, 11 Innings)
FEWEST WALKS ALLOWED, GAME	0 (2x)	Last: 7/23 vs. St. Paul (3-1 Win)
MOST WALKS ALLOWED, GAME	12	6/28 vs. Iowa (9-2 Loss)
MOST HOME RUNS ALLOWED, GAME	12	8/9 vs. Iowa (20-1 Loss)
MOST WILD PITCHES	4 (2x)	Last: 7/19 vs. St. Paul (9-4 Loss)
MOST HIT BATTERS *	5	7/19 vs. St. Paul (9-4 Loss)

INDIVIDUAL PITCHING HIGHS

MOST RUNS ALLOWED, GAME	11, Jonathan Heasley	4/13 @ Iowa (14-1 Loss)
MOST EARNED RUNS ALLOWED, GAME ^	11 Jonathan Heasley	4/13 @ Iowa (14-1 Loss)
FEWEST HITS ALLOWED, GAME (STARTER)	1 (8x)	Last: Will Klein (1.0 IP), 8/16 @ Toledo (8-2 Loss)
MOST HITS ALLOWED, GAME	11, Jonathan Heasley	5/21 vs. Toledo (8-6 Win)
MOST HOME RUNS ALLOWED, GAME ^	5 (2x)	Last: Austin Cox, 5/31 vs. Memphis (9-4 Loss)
MOST STRIKEOUTS	10, Anthony Veneziano	8/10 vs. Iowa (10-3 Loss)
MOST CONSECUTIVE STRIKEOUTS	5, Ryan Yarbrough	6/29 vs. Iowa (8-3 Win)
MOST WALKS ALLOWED, GAME	6	Andrew Hoffmann, 8/20 @ Toledo (3-0 Loss)
MOST HIT BATTERS, GAME	3, Jonah Dipoto	7/19 vs. St. Paul (9-4 Loss)
MOST WILD PITCHES, GAME	3, Jackson Kowar	7/19 vs. St. Paul (9-4 Loss)
MOST INNINGS PITCHED, STARTER	7.0, Jonathan Heasley	4/19 vs. Gwinnett (6-2 Loss)
MOST PITCHES THROWN, STARTER	104 (2x)	Last: Anthony Veneziano, 8/10 vs. Iowa (10-3 Loss)
MOST INNINGS PITCHED, RELIEVER	4.2, Drew Parrish	9/23 @ Columbus (4-3 Loss)
MOST PITCHES THROWN, RELIEVER	94, Jonathan Bowlan	7/2 vs. Iowa, G1 (11-1 Win)

^ Indicates Storm Chasers Record Tied

* Indicates Storm Chasers Record Set

STATCAST LEADERS (TOP 10)

LONGEST MEASURED HOMER DISTANCE			HIGHEST BATTED BALL EXIT VELOCITY			HIGHEST PITCH VELOCITY			HIGHEST PITCH SPIN RATE		
Player	Distance (Pitcher)	Date	Player	Exit Velo (Batted Ball Type)	Date	Player	Pitch Velo (Pitch Result)	Date	Player	Spin Rate (Pitch Type)	Date
Tyler Gentry	471 (2-Run off Connor Thomas)	5/30 vs. MEM	CJ Alexander	115.3 (Double vs. Reese Olson)	4/7 vs. TOL	Will Klein	100.7 (Richie Martin, Foul Ball)	6/21 @ ROC	Jonah Dipoto	3,340 (94.6MPH Sinker vs. George Valera)	7/29 @ COL
Dairon Blanco	455 (Solo off Simeon Woods Richardson)	5/23 @ STP	Drew Waters	111.8 (Double vs. Sam Clay)	5/19 vs. TOL	Steven Cruz	100.3 (Zack Collins, Called Strike)	7/29 @ COL	Josh Dye	3,329 (81.2MPH Changeup vs. Nick Martin)	4/21 vs. GWN
Brewer Hicklen	443 (3-Run off Miguel Diaz)	5/18 vs. TOL	Brewer Hicklen	111.7 (Single vs. Kent Emanuel)	6/9 @ IND	Steven Cruz	100.3 (Oscar Gonzalez, Foul Ball)	7/25 @ COL	Jon Heasley	3,090 (93.8MPH 45-Fastball vs. Abraham Toro)	4/30 @ NAS
Bubba Thompson	435 (Solo off Michael Boyle)	8/27 vs. STP	Jose Briceño	111.5 (Groundout vs. Jared Jones)	7/16 vs. IND	Will Klein	100.3 (Jake Slaughter, Strikeout)	7/3 vs. IOW	Josh Staumont	3,058 (81.0MPH Curveball vs. Miguel Andujar)	3/31 @ IND
AdelyHedvaria	433 (2-Run off Peyton Battenfield)	7/30 @ COL	Edward Olivares	110.7 (Single vs. Brennan Hanifee)	8/17 @ TOL	Steven Cruz	100.2 (Bryan Roccochio Foul Ball)	7/29 @ COL	Jonah Dipoto	3,056 (81.1MPH Curveball vs. Luis Vazquez)	9/9 @ IOW
Nick Loftin	433 (3-Run off Brent Headrick)	5/24 @ STP	CJ Alexander	110.6 (Lineout vs. Cody Bolton)	6/10 @ IND	Will Klein	100.2 (Richie Martin, Foul Ball)	6/21 @ ROC	Jonah Dipoto	3,038 (80.6MPH Slider vs. Nick Martin)	8/2 @ LOU
Tyler Gentry	431 3-Run off Hunter Stratton)	6/10 @ IND	Edward Olivares	110.5 (Single vs. Chasen Shreve)	8/30 vs. LOU	Will Klein	100.2 (Zack Collins, Strikeout)	6/14 vs. COL	Jonah Dipoto	3,028 (82.2MPH Slider vs. Vaughn Grissom)	7/4 @ GWN
Brewer Hicklen	428 (2-Run off Juan Minaya)	7/14 vs. IND	Brewer Hicklen	110.4 (Double vs. Robert Gasser)	4/30 @ NAS	Steven Cruz	100.0 (Bryan Roccochio Foul Ball)	7/29 @ COL	Jonah Dipoto	3,027 (81.0MPH Slider vs. Alejo Lopez)	8/2 @ LOU
Freddy Fermin	428 (2-Run off Ashton Goudeau)	4/8 vs. TOL	Clay Dungan	110.1 (Groundout vs. Roansy Contreras)	9/17 vs. IND	Steven Cruz	99.9 (Kyle Garlick, Ball)	8/25 vs. STP	Jonah Dipoto	3,025 (81.4MPH Slider vs. Eddy Leonard)	8/19 @ TOL
Brewer Hicklen	426 (Solo off Ryan Loutsos)	6/1 vs. MEM	Jose Briceño	109.9 (Groundout vs. Jack O'Loughlin)	8/20 @ TOL	Will Klein	99.9 (Matt Mervis, Strikeout)	7/3 vs. IOW	James McArthur	3,021 (82.8MPH Curveball vs. Jhonkensy Noel)	7/27 @ COL

THE LAST TIME OMAHA...

THREW A PERFECT GAME.....	N/A
THREW A 9-INNING NO-HITTER.....	6/20/1988 vs. Columbus (Luis Aquino, 2-0 win)
THREW A 7-INNING NO-HITTER.....	7/13/1990 @ Iowa [G1] (Gene Walter, 3-0 win)
THREW A COMBINED NO-HITTER.....	4/17/1997 vs. Oklahoma City (Jim Converse and Allen McMill, 2-0 win)
THREW A COMBINED 1-HITTER (9 INNINGS).....	8/26/2019 vs. Nashville (5-0 Win) Pitchers: Arnaldo Hernandez (8.0 IP), Gabe Speier (1.0 IP)
THREW A COMBINED 1-HITTER (7 INNINGS).....	7/18/2023 vs. St. Paul (1-0 Win) Pitchers: Anthony Veneziano (5.0 IP), James McArthur (2.2 IP) & Walter Pennington (1.1 IP)
THREW A COMBINED 2-HITTER (9 INNINGS).....	6/25/2013 @ Oklahoma City (2-0 Win) Pitchers: Danny Duffy (5.0 IP), Buddy Baumann (1.0 IP), Donnie Joseph (1.0 IP)
THREW A COMBINED 2-HITTER (7 INNINGS).....	June 7, 2017 vs. Nashville (4-0 Loss) Pitchers: Chris Smith, Sean Doolittle, Tucker Healy and Simon Castro
GOT NO-HIT (9 INNINGS).....	6/29/2008 vs. Oklahoma [G1] (Dustin Nippert, 2-0 loss)
GOT NO-HIT (LESS THAN 9 INNINGS).....	8/20/2023 @ Toledo (3-0 Loss)
GOT 1-HIT.....	9/14/2023 vs. Indianapolis (4-1 Loss)
GOT 2-HIT.....	7/18/2023 vs. St. Paul (1-0 Win) Pitchers: Anthony Veneziano (5.0 IP), James McArthur (2.2 IP) & Walter Pennington (1.1 IP)
THREW A COMBINED 9-INNING SHUTOUT.....	8/7/2018 vs. Salt Lake and 8/10/2018 @ Round Rock (5-0, 9-0, 2-0)
THREW SHUTOUTS IN 3 STRAIGHT GAMES.....	8/9 and 8/10/2018 @ Round Rock (9-0 Win & 2-0 Win)
THREW BACK-TO-BACK SHUTOUTS.....	8/20/2023 @ Toledo (3-0 Loss)
GOT SHUT OUT (9 INNINGS).....	7/23 and 7/24/2022 vs. Iowa (10-0 Loss, 7-0 Loss)
GOT SHUT OUT IN BACK-TO-BACK GAMES.....	5/28, 2022 @ Louisville (G2) (3-0 Loss)
GOT SHUT OUT IN 3 STRAIGHT GAMES.....	June 6 to June 18, 2023
GOT SHUT OUT (LESS THAN 9 INNINGS).....	June 5 to June 16, 2012
HAD A 11-GAME WINNING STREAK.....	May 22 to June 1, 2021
HAD A 10-GAME WINNING STREAK.....	May 23 to May 30, 2010
HAD A 9-GAME WINNING STREAK.....	July 21 to July 26, 2015
HAD A 8-GAME WINNING STREAK.....	August 25 to August 31, 2021
HAD A 7-GAME WINNING STREAK.....	August 1 to August 12, 2023
HAD A 6-GAME WINNING STREAK.....	August 6 to August 16, 2006
HAD A 11-GAME LOSING STREAK.....	April 28 to May 5, 2003
HAD A 10-GAME LOSING STREAK.....	June 6 to June 14, 2010
HAD A 9-GAME LOSING STREAK.....	April 20 to April 28, 2019
HAD A 8-GAME LOSING STREAK.....	May 4 to May 9, 2018
HAD A 7-GAME LOSING STREAK.....	5/6/2021 vs. St. Paul (19)
HAD A 6-GAME LOSING STREAK.....	5/6/2021 vs. St. Paul (19)
STRUCK OUT 19+ OPPOSING HITTERS.....	5/11/2023 @ Scranton/Wilkes-Barre (15)
STRUCK OUT 17+ OPPOSING HITTERS.....	9/19/2023 @ Columbus (12)
STRUCK OUT 15+ OPPOSING HITTERS.....	7/4/2022 vs. Toledo (20)
STRUCK OUT 10+ OPPOSING HITTERS.....	6/8/2023 @ Indianapolis (15)
SCORED 20+ RUNS IN ONE GAME.....	9/17/2023 vs. Indianapolis (11)
SCORED 15+ RUNS IN ONE GAME.....	8/9/2023 vs. Iowa (20)
SCORED 10+ RUNS IN ONE GAME.....	8/9/2023 vs. Iowa (20)
ALLOWED 20+ RUNS IN ONE GAME.....	9/1/2023 vs. Louisville (12)
ALLOWED 15+ RUNS IN ONE GAME.....	7/4/2022 vs. Toledo (27)
ALLOWED 10+ RUNS IN ONE GAME.....	7/4/2022 vs. Toledo (27)
HAD 27+ HITS IN ONE GAME.....	7/4/2022 vs. Toledo (27)
HAD 25+ HITS IN ONE GAME.....	7/4/2022 vs. Toledo (27)
HAD 20+ HITS IN ONE GAME.....	7/4/2022 vs. Toledo (27)
HAD 15+ HITS IN ONE GAME.....	8/15/2023 @ Toledo (15)
HAD 10+ HITS IN ONE GAME.....	9/19/2023 @ Columbus (10)
ALLOWED 22+ HITS IN ONE GAME.....	8/2/2019 @ Reno (23)
ALLOWED 20+ HITS IN ONE GAME.....	8/2/2019 @ Reno (23)
ALLOWED 15+ HITS IN ONE GAME.....	9/1/2023 vs. Louisville (19)
ALLOWED 10+ HITS IN ONE GAME.....	9/21/2023 @ Columbus (10)
WALKED 14+ TIMES IN ONE GAME.....	4/14/2022 vs. Louisville (14)
WALKED 10+ TIMES IN ONE GAME.....	9/6/2023 @ Iowa (19)
WALKED 8+ TIMES IN ONE GAME.....	9/21/2023 @ Columbus (8)
ALLOWED 13+ WALKS IN ONE GAME.....	5/8/2007 vs. Sacramento (13)
ALLOWED 10+ WALKS IN ONE GAME.....	8/9/2023 vs. Iowa (11)
ALLOWED 8+ WALKS IN ONE GAME.....	8/9/2023 vs. Iowa (11)
HIT 9+ HOME RUNS IN A GAME.....	7/3/2022 vs. Toledo (9)
HIT 7+ HOME RUNS IN A GAME.....	9/6/2023 @ Iowa (19)
HIT 5+ HOME RUNS IN A GAME.....	7/30/2023 @ Columbus (5)
HIT 3+ HOME RUNS IN A GAME.....	9/23/2023 @ Columbus (3)
ALLOWED 7+ HOME RUNS IN A GAME.....	8/9/2023 vs. Iowa (7)
ALLOWED 5+ HOME RUNS IN A GAME.....	9/1/2023 vs. Louisville (5)
ALLOWED 3+ HOME RUNS IN A GAME.....	9/9/2023 @ Iowa (3)
HAD 2 PLAYERS HIT 2 HOME RUNS IN A GAME.....	Nate Eaton & Roman Quinn, 7/4/2022 vs. Toledo (20-6 win)
HIT BACK-TO-BACK HOME RUNS.....	9/5/2023 @ Iowa (3rd inning, 10-9 Win)
HIT 3 STRAIGHT HOME RUNS.....	Logan Porter (solo) & Angelo Castellano (solo) 5/21/2021 @ Iowa, 9th Inning (9-8 loss)
SCORED 10+ RUNS IN AN INNING.....	10 Runs, 5th Inning - 6/8/2023 @ Indianapolis (15-7 win)
SCORED 7+ RUNS IN AN INNING.....	7 Runs, 4th Inning - 6/17/2023 vs. Columbus (13-4 win)
SCORED 5+ RUNS IN AN INNING.....	5 Runs, 8th Inning - 9/12/2023 vs. Indianapolis (10-6 win)
SCORED 5+ RUNS IN AN EXTRA INNING.....	6 Runs, 11th Inning - 8/3/2021 @ Columbus (11-7 win)
ALLOWED 10+ RUNS IN AN INNING.....	10 Runs, 6th Inning - 7/16/2012 vs. Oklahoma City (16-6 loss)
ALLOWED 7+ RUNS IN AN INNING.....	7 Runs, 9th Inning - 9/5/2023 @ Iowa (10-9 win)
ALLOWED 5+ RUNS IN AN INNING.....	7 Runs, 9th Inning - 9/5/2023 @ Iowa (10-9 win)
ALLOWED 5+ RUNS IN AN EXTRA INNING.....	6 Runs, 12th Inning - 7/7/2017 vs. Colorado Springs (8-4 loss)
WON A GAME BY 15+ RUNS.....	14 Runs - 7/4/2023 vs. Toledo (20-6 win)
WON A GAME BY 10+ RUNS.....	10 Runs - 8/22/2023 vs. St. Paul (14-4 win)
LOST A GAME BY 15+ RUNS.....	19 Runs - 8/9/2023 vs. Iowa (20-1 loss)
LOST A GAME BY 10+ RUNS.....	19 Runs - 8/9/2023 vs. Iowa (20-1 loss)
SCORED 12+ RUNS IN CONSECUTIVE GAMES.....	9/25/2021 and 9/26/2021 vs. Indianapolis (12-3 Win & 17-12 loss)
SCORED 10+ RUNS IN CONSECUTIVE GAMES.....	9/6/2023 @ Iowa & 9/7/2023 @ Iowa (11-7 win, 10-9 win)
SCORED JUST ONE RUN WITHOUT AN RBI.....	5/4/2019 vs. Iowa (6-1 loss)
SCORED MULTIPLE RUNS WITHOUT AN RBI.....	4/30/2018 @ Iowa (10-3 loss)
SCORED MORE RUNS THAT RECORDED HITS.....	8/22/2023 vs. St. Paul (14-4 win, 14 runs on 13 hits)
TURNED 6 DOUBLE PLAYS IN ONE GAME.....	8/25/08 vs. New Orleans
TURNED 5 DOUBLE PLAYS IN ONE GAME.....	4/1/2023 @ Indianapolis
TURNED 4 DOUBLE PLAYS IN ONE GAME.....	5/9/2023 @ Scranton/Wilkes-Barre
TURNED 3+ DOUBLE PLAYS IN ONE GAME.....	5/13/2023 @ Scranton/WB, 5th Inning (8-6 loss)
TURNED A TRIPLE PLAY.....	6-4-3-5 (Fielders: Angelo Castellano to Samad Taylor to CJ Alexander to Nick Loftin Batter: Ben Rortvedt) 7/9/2023 @ Gwinnett, Adeiny Hechavarría, 7th Inning (8-1 loss)
HIT INTO A TRIPLE PLAY.....	5-4-3 (Fielders: Daniel Robertson to Vaughn Grissom to Joe Dunand)
COMMITTED 6 ERRORS.....	5/10/2012 @ Sacramento
COMMITTED 5 ERRORS.....	4/16/2006 @ Memphis
COMMITTED 4 ERRORS.....	6/29/2022 @ St. Paul
COMMITTED 3 ERRORS.....	8/3/2023 @ Louisville (3)
EVERY STORM CHASER IN THE STARTING LINEUP HAD A HIT.....	9/17/2023 vs. Indianapolis
EVERY STORM CHASER IN THE STARTING LINEUP SCORED A RUN.....	6/17/2023 vs. Columbus
EVERY STORM CHASER IN THE STARTING LINEUP HAD A HIT AND SCORED A RUN.....	3rd and 4th Innings - 6/17/2023 vs. Columbus
LINEUP BATTED AROUND TWICE IN ONE GAME.....	8/29/2023 vs. Louisville (4-3 Win, 9 innings)
WON ON THE LAST AT-BAT OF THE GAME (WALK-OFF WIN).....	9/23/2023 @ Columbus (4-3 Loss, 9 innings)
LOST ON THE LAST AT-BAT OF THE GAME (WALK-OFF LOSS).....	7/2 and 7/3/2019 @ Round Rock (7-6 Loss & 9-8 Loss, both 10 innings)
PLAYED BACK-TO-BACK EXTRA-INNING GAMES.....	8/22/2022 vs. Scranton/Wilkes-Barre (9-4 Win & 12-10 Win)
PITCHED SHUTOUTS IN BOTH GAMES OF A DOUBLEHEADER.....	N/A (Since 2005)
LOST BOTH GAMES OF A DOUBLEHEADER.....	8/29/2018 vs. Colorado Springs (3-2 Loss & 7-0 Loss)
SHUT OUT IN BOTH GAMES OF A DOUBLEHEADER.....	6/2/2013 vs. Memphis (7-0 Win)
OPPOSING HITTER HAD A 3-HOMER GAME.....	Christian Encarnacion-Strand, 5/4/2023 vs. Louisville
OPPOSING HITTER HIT FOR THE A CYCLE.....	Matt McClain, 5/4/2023 vs. Louisville

THE LAST TIME AN OMAHA HITTER...

HAD 6 HITS IN ONE GAME.....	Matt Diaz, 7/27/2005 @ Portland
HAD 5 HITS IN ONE GAME.....	Dairon Blanco, 9/15/2022 @ Columbus
HAD 4 HITS IN ONE GAME.....	Tyler Gentry, 9/16/2023 vs. Indianapolis
HAD 3 HITS IN ONE GAME.....	Morgan McCullough, 9/17/2023 vs. Indianapolis
HIT 3 HOME RUNS IN ONE GAME.....	Ryan Brock, 6/13/2021 @ St. Paul
HIT 2 HOME RUNS IN ONE GAME.....	Nick Pratto, 9/1/2023 vs. Louisville
HIT 2 TRIPLES IN ONE GAME.....	Angel Franco, 5/6/2016 @ Iowa
HIT 4 DOUBLES IN ONE GAME.....	Jordan Parraz, 5/18/2010 @ Las Vegas
HIT 3 DOUBLES IN ONE GAME.....	Dairon Blanco, 9/15/2022 @ Columbus
HIT 2 DOUBLES IN ONE GAME.....	John Rave, 9/17/2023 vs. Indianapolis
HIT 2 SACRIFIC FLIES IN ONE GAME.....	Samad Taylor, 4/30/2023 @ Nashville
HIT A GRAND SLAM.....	Adeiny Hechavarría, 6/22/2023 @ Rochester
HIT AN INSIDE-THE-PARK HOME RUN.....	John Rave, 6/18/2023 vs. Columbus
LED OFF A HOME GAME WITH A HOME RUN.....	Nate Eaton, 6/17/2023 vs. Columbus
LED OFF A ROAD GAME WITH A HOME RUN.....	Drew Waters, 8/16/2022 @ Louisville
HIT A PINCH-HIT HOME RUN.....	Elier Hernández, 5/22/2019 vs. Iowa
HIT A WALK-OFF HOME RUN.....	Nate Eaton, 5/31/2022 vs. Indianapolis
HIT A WALK-OFF GRAND SLAM.....	Jimmy Govern, 5/7/2022 vs. Columbus
HIT A WALK-OFF PINCH-HIT HOME RUN.....	Chad Santos, 8/23/2005 vs. New Orleans
HIT FOR THE CYCLE.....	Jimmy Paredes, 5/12/2014 vs. New Orleans
HAD 11 RBI IN ONE GAME.....	Mike Moustakas, 8/30/2010 vs. Round Rock
HAD 9 RBI IN ONE GAME.....	Brett Eibner, 4/9/2014 vs. Memphis
HAD 8 RBI IN ONE GAME.....	Jimmy Paredes, 5/12/2014 vs. New Orleans
HAD 7 RBI IN ONE GAME.....	Brett Hayes, 4/14/2013 vs. Nashville
HAD 6 RBI IN ONE GAME.....	Freddy Fermin, 4/8/2023 vs. Toledo
HAD 5 RBI IN ONE GAME.....	Edward Olivares, 8/15/2023 @ Toledo
HAD 4 RBI IN ONE GAME.....	Bubba Thompson, 8/22/2023 vs. St. Paul
SCORED 5 RUNS IN ONE GAME.....	Brett Eibner, 5/12/2014 vs. New Orleans
SCORED 4 RUNS IN ONE GAME.....	Maikel Garcia, 9/15/2022 @ Columbus
SCORED 3 RUNS IN ONE GAME.....	Tyler Gentry, 9/16/2023 vs. Indianapolis
WALKED 4 TIMES IN ONE GAME.....	Samad Taylor, 7/26/2023 @ Columbus
WALKED 3 TIMES IN ONE GAME.....	Tyler Gentry, 9/12/2023 vs. Indianapolis
STOLE 4 BASES IN ONE GAME.....	Samad Taylor, 7/5/2023 @ Gwinnett
STOLE 3 BASES IN ONE GAME.....	Dairon Blanco, 6/10/2023 @ Indianapolis
STOLE 2 BASES IN ONE GAME.....	Tyler Gentry, 9/17/2023 vs. Indianapolis
STRUCK OUT 5 TIMES IN ONE GAME.....	Drew Waters, 8/10/2022 @ Toledo
STRUCK OUT 4 TIMES IN ONE GAME.....	CJ Alexander, 9/24/2023 @ Columbus
STRUCK OUT 3 TIMES IN ONE GAME.....	Bubba Thompson, 9/24/2023 @ Columbus
REACHED BASE 6 TIMES IN ONE GAME.....	Nicky Lopez, 7/27/2018 @ Fresno
REACHED BASE 5 TIMES IN ONE GAME.....	Tyler Gentry, 9/6/2023 @ Iowa
REACHED BASE 4 TIMES IN ONE GAME.....	Angelo Castellano, 9/20/2023 @ Columbus
REACHED BASE IN EVERY TRIP TO THE PLATE (6 PA).....	Brett Eibner, 4/9/2014 vs. Memphis
REACHED BASE IN EVERY TRIP TO THE PLATE (5 PA).....	Tyler Gentry, 9/6/2023 @ Iowa
REACHED BASE IN EVERY TRIP TO THE PLATE (4 PA).....	John Rave, 7/28/2023 @ Columbus
REACHED BASE IN EVERY TRIP TO THE PLATE (3 PA).....	Angelo Castellano, 9/20/2023 @ Columbus
HAD 2 HOME RUNS IN THE SAME INNING.....	Brett Eibner: 5th Inning, 5/12/2015 vs. Memphis
HAD 2 DOUBLES IN THE SAME INNING.....	Clay Dunagan: 6th Inning, 6/26/2022 vs. Columbus
HAD 2 HITS IN THE SAME INNING.....	Angelo Castellano: 3rd Inning, 7/2/2023 vs. Iowa [G1]
HAD 2 WALKS IN THE SAME INNING.....	Samad Taylor: 5th Inning, 6/8/2023 @ Indianapolis
REACHED 2 TIMES IN THE SAME INNING.....	Angelo Castellano: 3rd Inning, 7/2/2023 vs. Iowa [G1]
SCORED 2 RUNS IN THE SAME INNING.....	Dairon Blanco & Samad Taylor: 5th Inning, 6/8/2023 @ Indianapolis
HIT HOME RUNS IN 5 STRAIGHT GAMES.....	Steve Sisco, June 13 to June 21, 1998
HIT HOME RUNS IN 4 STRAIGHT GAMES.....	José Briceño, September 17 to September 24, 2023
HIT HOME RUNS IN 3 STRAIGHT GAMES.....	Nick Pratto, August 19 to August 22, 2021
HIT HOME RUNS IN 2 STRAIGHT GAMES.....	Brent Rooker, September 23 to September 26, 2022
HIT HOME RUNS IN BACK-TO-BACK GAMES.....	Logan Porter, August 29 and 30, 2023
HIT HOME RUNS IN BOTH GAMES OF A DOUBLEHEADER.....	Nick Pratto, 4/7/2022 @ Indianapolis
HIT HOME RUNS FROM BOTH SIDES OF THE PLATE, GAME.....	Tim Raines Jr., 8/20/2009 @ Tacoma
HIT HOME RUN IN FIRST OMAHA AT-BAT.....	Jakson Reetz, 8/28/2022 vs. Scranton/WB [G1]
HAD 2+ HITS IN 7 STRAIGHT GAMES.....	Johnny Givotella, August 3 to August 14, 2014
HAD 2+ HITS IN 6 STRAIGHT GAMES.....	Dairon Blanco, September 10 to September 17, 2022
HAD 2+ HITS IN 5 STRAIGHT GAMES.....	MJ Melendez, September 25 to October 2, 2021
HAD A 20+ GAME HITTING STREAK.....	Frank Schwindel, 20 Games: July 22 to August 13, 2018
HAD A 18+ GAME HITTING STREAK.....	Frank Schwindel, 20 Games: July 22 to August 13, 2018
HAD A 16+ GAME HITTING STREAK.....	Frank Schwindel, 20 Games: July 22 to August 13, 2018
HAD A 14+ GAME HITTING STREAK.....	Dairon Blanco, 15 Games: May 15 to July 10, 2022
HAD A 12+ GAME HITTING STREAK.....	Nick Loftin, 12 Games: May 16 to May 30, 2023
HAD A 40+ GAME REACHED BASE STREAK.....	Shane Costa, 46 Games: April 14 to August 8, 2007
HAD A 35 TO 39 GAME REACHED BASE STREAK.....	Alex Gordon, 39 Games: May 9 to June 19, 2010
HAD A 30 TO 34 GAME REACHED BASE STREAK.....	Logan Porter, 30 Games: May 25 to July 5, 2023
HAD A 25 TO 29 GAME REACHED BASE STREAK.....	Kevin Gutiérrez, 25 Games: April 5 to June 16, 2019
HAD A 20 TO 24 GAME REACHED BASE STREAK.....	Tyler Gentry, 24 Games: August 23 to September 23, 2023
THREW A 1-HITTER (9 INNINGS).....	Luis Mendoza, 7/18/2011 @ Memphis
THREW A 1-HITTER (7 INNINGS).....	Jeff Suppan, 6/21/2011 @ Nashville
THREW A 2-HITTER (9 INNINGS).....	Arnaldo Hernandez, 7/21/2018 vs. Round Rock [G1]
THREW A 2-HITTER (7 INNINGS).....	Arnaldo Hernandez, 7/21/2018 vs. Round Rock [G1]
THREW A 9-INNING COMPLETE GAME SHUTOUT.....	Luis Mendoza, 7/18/2011 @ Memphis
THREW A 7-INNING COMPLETE GAME SHUTOUT.....	Jake Kalish, 7/2/2018 vs. Nashville [G1]
THREW A 5-INNING COMPLETE GAME SHUTOUT.....	Anthony Lerew, 8/31/2010 vs. Round Rock
THREW A 9-INNING COMPLETE GAME.....	Arnaldo Hernandez, 8/15/2018 vs. Oklahoma City
THREW AN 8-INNING COMPLETE GAME.....	John Lannan, 6/16/2016 @ Oklahoma City
THREW A 7-INNING COMPLETE GAME.....	Austin Cox, 8/28/2022 vs. Scranton/WB [G1]
THREW A 6-INNING COMPLETE GAME.....	Matt Wright, 8/8/2008 @ Nashville [G2]
THREW A 5-INNING COMPLETE GAME.....	Trevor Oaks, 8/6/2018 vs. Salt Lake
STRUCK OUT 12 IN A GAME.....	Jakob Junis, 5/26/2017 @ Nashville
STRUCK OUT 11 IN A GAME.....	John Lamb, 7/9/2014 vs. Iowa
STRUCK OUT 10 IN A GAME.....	Anthony Veneziano, 8/10/2023 vs. Iowa
WALKED 7 IN A GAME.....	Josh Staumont, 5/24/2017 @ Nashville
WALKED 6 IN A GAME.....	Andrew Hoffmann, 8/20/2023 @ Toledo
WALKED 5 IN A GAME.....	Drew Parrish, 8/3/2023 @ Louisville
ALLOWED 6 HOME RUNS IN A GAME.....	Matt Wright, 8/18/2007 vs. Albuquerque
ALLOWED 5 HOME RUNS IN A GAME.....	Austin Cox, 5/31/2023 vs. Memphis
ALLOWED 4 HOME RUNS IN A GAME.....	Andrew Hoffmann, 9/1/2023 vs. Louisville
ALLOWED 3 HOME RUNS IN A GAME.....	Max Castillo, 7/28/2023 @ Columbus
ALLOWED 2 HOME RUNS IN A GAME.....	Max Castillo, 9/20/2023 @ Columbus
THREW 120+ PITCHES IN A GAME.....	Brett Tomko, 5/8/2014 @ Round Rock (127)
THREW 115+ PITCHES IN A GAME.....	Luke Farrell, 6/8/2017 vs. Nashville (116)
THREW 110+ PITCHES IN A GAME.....	Christian Binford, 9/3/2017 vs. Iowa (110)
THREW 100+ PITCHES IN A GAME.....	Anthony Veneziano, 8/10/2023 vs. Iowa (114)
THREW 95+ PITCHES IN A GAME.....	Jonathan Bowlan, 9/10/2023 @ Iowa (95)
THREW 90+ PITCHES IN A GAME.....	Anthony Veneziano, 9/15/2023 vs. Indianapolis (94)
THREW A QUALITY START.....	Jonathan Bowlan, 9/16/2023 vs. Indianapolis
WON HIS OMAHA DEBUT.....	Jonathan Bowlan, 6/22/2023 @ Rochester
STRUCK OUT 4 IN AN INNING.....	Walter Pennington, 8th Inning - 8/22/2023 vs. St. Paul
THREW AN IMMACULATE INNING.....	Anthony Swarzak, 9th Inning - 6/3/2021 vs. Iowa

THE LAST TIME AN OMAHA PITCHER...

AFTER-INNING RECORDS

	LEADING	TRAILING	TIED
AFTER 1 INNING	24 - 10	15 - 24	29 - 43
AFTER 2 INNINGS	41 - 15	17 - 35	11 - 26
AFTER 3 INNINGS	45 - 18	11 - 41	12 - 18
AFTER 4 INNINGS	50 - 19	11 - 47	7 - 11
AFTER 5 INNINGS	49 - 18	11 - 53	8 - 7
AFTER 6 INNINGS	49 - 15	9 - 59	10 - 3
AFTER 7 INNINGS	51 - 9	9 - 61	7 - 6
AFTER 8 INNINGS	56 - 5	5 - 60	6 - 9

STORM CHASERS BIG INNINGS

DATE	INNING	RUNS
1. June 8 @ Indianapolis	Top 5th	10
2. June 17 vs. Columbus	Bottom 4th	7
May 17 vs. Toledo	Bottom 1st	7
April 2 @ Indianapolis	Top 8th	7
5. September 6 @ Iowa	Top 1st	6
July 2 vs. Iowa [G1]	Bottom 3rd	6
June 2 vs. Memphis	Bottom 5th	6
May 18 vs Toledo	Bottom 8th	6
April 8 vs. Toledo	Bottom 3rd	6

MULTI-RUN INNINGS

	2	3	4	5	6	7	8	9+	TOTAL
Chasers	107	48	23	8	5	3	-	1	195
Opponents	99	49	21	11	7	4	4	1	196

RECORD BY RUNS SCORED/ALLOWED

RUNS	0	1	2	3	4	5
SCORED	0-3	1-10	1-17	3-15	9-13	6-7
ALLOWED	2-0	10-0	14-0	13-5	8-11	5-9
RUNS	6	7	8	9	10	11+
SCORED	8-8	9-3	7-0	6-0	6-1	12-0
ALLOWED	6-10	3-5	4-11	3-11	0-5	0-10

RECORD BY MARGIN OF WIN/LOSS

1 Run	2 Runs	3 Runs	4 Runs	5 Runs
12 - 20	16 - 9	7 - 12	13 - 5	7 - 10
6 Runs	7 Runs	8 Runs	9 Runs	10+ Runs
3 - 8	1 - 6	4 - 2	2 - 1	3 - 4

SCORE BY INNINGS

	1	2	3	4	5	6	7	8	9	10	11+	TOTAL
Omaha	85	76	97	79	101	77	82	86	78	1	1	763
Opponents	87	83	94	78	106	125	94	76	76	2	0	821
Difference	-2	-7	3	1	-5	-48	-12	10	2	-1	1	-58

SCORE BY INNINGS VS. INTERNATIONAL LEAGUE TEAMS

SCORE BY INNINGS VS. COLUMBUS	1	2	3	4	5	6	7	8	9	10	11+	TOTAL
Omaha	10	11	14	14	12	8	6	6	10	0	0	91
Columbus	5	1	14	6	11	11	7	7	9	0	0	71
vs. Columbus Difference	5	10	0	8	1	-3	-1	-1	1	0	0	20

SCORE BY INNINGS VS. GWINNETT	1	2	3	4	5	6	7	8	9	10	11+	TOTAL
Omaha	6	6	4	4	5	8	2	2	1	0	0	38
Gwinnett	5	3	6	12	4	15	6	5	6	1	0	63
vs. Gwinnett Difference	1	3	-2	-8	1	-7	-4	-3	-5	-1	0	-25

SCORE BY INNINGS VS. INDY	1	2	3	4	5	6	7	8	9	10	11+	TOTAL
Omaha	6	13	8	10	24	14	12	22	15	0	0	124
Indianapolis	12	9	15	7	15	7	10	3	7	0	0	85
vs. Indy Difference	-6	4	-7	3	9	7	2	19	8	0	0	39

SCORE BY INNINGS VS. IOWA	1	2	3	4	5	6	7	8	9	10	11+	TOTAL
Omaha	13	6	20	11	12	13	14	9	19	0	0	117
Iowa	27	17	16	3	18	21	23	16	19	0	0	160
vs. Iowa Difference	-14	-11	4	8	-6	-8	-9	-7	0	0	0	-43

SCORE BY INNINGS VS. LOUISVILLE	1	2	3	4	5	6	7	8	9	10	11+	TOTAL
Omaha	8	7	5	5	14	7	17	8	11	0	0	82
Louisville	10	17	13	16	10	20	8	7	7	0	0	108
vs. Louisville Difference	-2	-10	-8	-11	4	-13	9	1	4	0	0	-26

SCORE BY INNINGS VS. MEMPHIS	1	2	3	4	5	6	7	8	9	10	11+	TOTAL
Omaha	4	3	5	6	9	1	1	4	0	1	0	34
Memphis	1	2	3	10	1	16	2	8	3	0	0	46
vs. Memphis Difference	3	1	2	-4	8	-15	-1	-4	-3	1	0	-12

SCORE BY INNINGS VS. NASHVILLE	1	2	3	4	5	6	7	8	9	10	11+	TOTAL
Omaha	5	3	2	3	5	1	0	4	0	0	0	23
Nashville	6	3	0	0	4	4	3	8	1	1	0	30
vs. Nashville Difference	-1	0	2	3	1	-3	-3	-4	-1	-1	0	-7

SCORE BY INNINGS VS. ROCHESTER	1	2	3	4	5	6	7	8	9	10	11+	TOTAL
Omaha	2	4	4	6	0	8	5	2	1	0	0	32
Rochester	3	0	1	4	3	2	3	1	3	0	0	20
vs. Rochester Difference	-1	4	3	2	-3	6	2	1	-2	0	0	12

SCORE BY INNINGS VS. SCRANTON/WB	1	2	3	4	5	6	7	8	9	10	11+	TOTAL
Omaha	5	3	4	1	1	1	1	0	7	0	1	24
Scranton/WB	3	2	5	4	6	1	4	1	8	0	0	34
vs. SWB Difference	2	1	-1	-3	-5	0	-3	-1	-1	0	1	-10

SCORE BY INNINGS VS. ST. PAUL	1	2	3	4	5	6	7	8	9	10	11+	TOTAL
Omaha	13	10	13	7	11	3	14	14	11	0	0	96
St. Paul	9	15	8	5	25	10	14	8	9	0	0	103
vs. St. Paul Difference	4	-5	5	2	-14	-7	0	6	2	0	0	-7

SCORE BY INNINGS VS. TOLEDO	1	2	3	4	5	6	7	8	9	10	11+	TOTAL
Omaha	13	10	18	12	8	13	10	15	3	0	0	102
Toledo	6	14	13	11	9	18	14	12	4	0	0	101
vs. Toledo Difference	7	-4	5	1	-1	-5	-4	3	-1	0	0	1

2023 WALK-OFF TRACKER (4 FOR, 12 AGAINST)

GAME #	DATE	OPPONENT	FINAL (INN.)	PLAYER	WINNING RUN	PITCHER (# IN '23)	HOW	OUTS	COUNT
23	April 28	@ Nashville	L, 4-3 (9)	Brian Navarreto	Skye Bolt	Josh Dye	Throwing error by 3B Maikel Garcia	2	1-0
24	April 29	@ Nashville	L, 6-5 (10)	Keston Hiura	Eddy Alvarez	Evan Sisk	Infield single to SS Angelo Castellano	1	2-1
33	May 10	@ Scranton/WB	L, 4-3 (9)	Michael Herмосillo	Michael Herмосillo	Dylan Coleman	Solo home run to LF	0	2-1
36	May 13	@ Scranton/WB	L, 8-6 (9)	Ben Rortvedt	Estevan Florial	Brooks Kriske	3-run home run to RCF	1	2-2
45	May 24	@ St. Paul	L, 6-5 (9)	Jose Miranda	Andrew Stevenson	Brooks Kriske (2)	RBI single to LF	0	1-1
53	June 2	vs. Memphis	W, 10-9 (10)	Dairon Blanco	Brewer Hicklen	Jake Walsh	Sacrifice fly to RF	1	2-2
71	June 24	@ Rochester	L, 3-2 (9)	Richie Martin	Richie Martin	Christian Chamberlain	Wild Pitch	1	1-0
80	July 5	@ Gwinnett	L, 8-7 (10)	Luke Williams	Braden Shewmake	Brooks Kriske (3)	RBI single to LF	0	2-1
87	July 18	vs. St. Paul	W, 1-0 (9)	CJ Alexander	Nick Loftin	Josh Winder	RBI single to LCF	2	1-1
90	July 21	vs. St. Paul	W, 5-4 (9)	Logan Porter	Samad Taylor	Josh Winder	2-RBI double to LCF	1	0-1
99	August 1	@ Louisville	L, 3-2 (9)	Alejo Lopez	Michael Siani	Will Klein	RBI double to CF	2	1-1
100	August 2	@ Louisville	L, 5-4 (9)	Nick Martini	Chuckie Robinson	Christian Chamberlain (2)	Bases loaded hit by pitch	2	2-1
104	August 6	@ Louisville	L, 5-4 (9)	Jhonny Pereda	Jose Barrero	Will Klein (2)	RBI single to RF	0	1-1
122	August 30	vs. Louisville	W, 4-3 (9)	Angelo Castellano	Tyler Gentry	Casey Legumina	RBI single to RF	2	0-2
143	September 22	@ Columbus	L, 4-3 (9)	Juan Brito	George Valera	Dylan Coleman (2)	RBI single to CF	2	1-0
144	September 23	@ Columbus	L, 4-3 (9)	Angel Martinez	Juan Brito	Dylan Coleman (3)	RBI single to RF	2	1-2

Bold Indicates Omaha Walk-Off Win

2023 STORM CHASERS EJECTIONS (5)

DATE	INNING	WHO (POSITION) / # IN 2023	WHY	UMPIRE (POSITION)
1. April 21 vs. Gwinnett	▼ 6	Mike Jirschele (Manager) / 1st	Balls/Strikes	Takahito Matsuda (Home Plate)
2. April 21 vs. Gwinnett	▲ 7	Dane Johnson (Pitching Coach) / 1st	Balk	Takahito Matsuda (Home Plate)
3. April 21 vs. Gwinnett	▼ 8	CJ Alexander (Designated Hitter) / 1st	Balls/Strikes	Takahito Matsuda (Home Plate)
4. May 11 @ Scranton/WB	▼ 9	Mike Jirschele (Manager) / 2nd	Hit By Pitch	Robert Nunez (Home Plate)
5. June 20 @ Rochester	▼ 6	Mike Jirschele (Manager) / 3rd	Fair/Foul on Home Run	Steven Jaschinski (Home Plate)

HOME RUN BREAKDOWN

PLAYER	2023 TOTAL	HOME ROAD		RHP LHP		OUTS			RUNNERS ON				TIED GO		DIRECTION					BESTS		LAST HOME RUN					
		0	1	2	0	1	2	3	GAME	AHEAD	LF	LCF	CF	RCF	RF	FT	MPH	DATE	OPPONENT	PITCHER	KIND	INN	PA SINCE				
Tyler Gentry	16	6	10	11	5	5	3	8	8	4	4	-	2	5	7	5	2	2	-	471	106.5	9/23	@ Columbus	J. Eickhoff	Solo	▲ 3	6
Angelo Castellano	15	10	5	12	3	4	2	9	8	6	1	-	2	3	401	102.8	9/21	@ Columbus	A. Scott	Solo	▲ 9	3					
Nate Eaton	15	9	6	9	6	6	4	5	10	4	1	-	-	5	422	107.5	9/19	@ Columbus	T. McKenzie	Solo	▲ 4	19					
Nick Loftin	14	6	8	10	4	7	3	4	7	4	3	-	2	3	433	107.3	8/26	vs. St. Paul	R. Dobnak	2-Run	▼ 6	14					
CJ Alexander	13	5	8	13	-	7	3	3	9	3	1	-	3	3	422	109.9	9/8	@ Iowa	M. Rucker	Solo	▲ 9	40					
Logan Porter	13	8	5	6	7	9	3	1	11	2	-	-	1	1	417	106.6	9/5	@ Iowa	S. Reyes	Solo	▲ 3	17					
José Briceño	9	3	6	8	1	2	2	5	6	3	-	-	1	4	421	104.8	9/24	@ Columbus	C. Smith	2-Run	▲ 9	0					
Samad Taylor	8	3	5	4	4	4	2	2	3	4	1	-	-	4	428	104.5	9/20	@ Columbus	Z. Plesac	2-Run	▲ 3	18					
Brewer Hicklen	8	5	3	6	2	3	2	3	4	3	1	-	-	2	443	109.5	7/30	@ Columbus	P. Battenfield	Solo	▲ 2	16					
John Rave	7	3	4	3	4	3	1	3	4	1	2	-	-	2	406	105.7	9/23	@ Columbus	J. Eickhoff	Solo	▲ 2	7					
Devin Mann	6	4	2	6	-	2	1	3	5	1	-	-	1	1	415	105.7	9/13	vs. Indianapolis	B. Sulser	Solo	▼ 5	27					
Adeiny Hechavarria	6	4	2	6	-	3	1	2	3	1	1	1	1	2	433	103.4	8/9	vs. Iowa	K. Thompson	Solo	▼ 8	8					
Freddy Fermin	5	2	3	3	2	1	2	2	1	2	1	1	-	-	428	105.9	4/30	@ Nashville	R. Gasser	Solo	▲ 5	2					
Bubba Thompson	4	3	1	3	1	2	-	2	1	2	1	-	-	1	435	102.6	9/5	@ Iowa	E. Uceta	3-Run	▲ 7	72					
Nick Pratto	4	4	-	3	1	1	2	1	1	2	1	-	2	1	399	103.5	9/1	vs. Louisville	L. Stoudt	3-Run	▼ 5	22					
Tucker Bradley	4	3	1	3	1	2	-	2	1	2	1	-	-	1	392	106.3	7/14	vs. Indianapolis	K. Emanuel	Solo	▼ 5	51					
Johan Camargo	4	2	2	4	-	2	1	1	3	1	-	-	-	3	426	107.6	6/14	vs. Columbus	G. Williams	Solo	▼ 4	2					
Jakson Reetz	4	3	1	1	3	1	2	1	2	1	-	1	-	2	426	104.4	5/21	vs. Toledo	B. Bristo	Solo	▼ 7	36					
Clay Dungan	3	2	1	3	-	3	-	-	3	-	-	-	1	1	399	107.5	9/3	vs. Louisville	C. Roa	Solo	▼ 1	72					
Edward Olivares	3	2	1	2	1	1	1	1	1	2	-	-	1	1	364	98.1	8/27	vs. St. Paul	A. Brice	Solo	▲ 9	15					
Jermaine Palacios	3	2	1	2	1	2	-	1	2	-	-	-	-	1	409	101.9	7/20	vs. St. Paul	R. Henriquez	Solo	▲ 4	5					
Dairon Blanco	3	-	3	3	-	1	1	1	3	-	-	-	-	1	455	105.2	5/23	@ St. Paul	S. Woods Richardson	Solo	▼ 8	75					
Matt Beatty	2	1	1	2	-	2	-	1	1	-	-	-	-	1	382	101.2	9/17	vs. Indianapolis	R. Contreras	2-Run	▼ 6	1					
Kyle Isbel	2	1	1	2	-	1	1	-	2	-	-	-	-	2	406	104.3	6/23	@ Rochester	J. Adon	Solo	▼ 6	11					
Drew Waters	2	2	-	2	-	1	1	-	1	1	-	-	-	1	408	108.7	5/21	vs. Toledo	A. Goudeau	2-Run	▼ 1	12					
Morgan McCullough	1	-	1	1	-	1	-	1	-	-	-	-	-	-	410	101.9	9/23	@ Columbus	J. Eickhoff	Solo	▲ 3	6					
Franmil Reyes	1	1	-	1	-	1	-	1	-	-	-	-	-	-	389	100.8	5/7	vs. Louisville	A. Abbott	2-Run	▼ 5	1					
Maikel García	1	1	-	1	-	1	-	1	-	-	-	-	-	1	349	94.3	4/4	vs. Toledo	A. Faedo	Solo	▼ 1	94					
	176	95	81	129	47	74	40	62	101	53	19	3	17	52	70	33	28	23	22								

INNING DISTRIBUTION

1st Inning	2nd Inning	3rd Inning	4th Inning	5th Inning	6th Inning	7th Inning	8th Inning	9th Inning	10th Inning	11th Inning
21	21	28	24	24	17	14	12	15	-	-

NOTABLE STORM CHASERS HOME RUNS

BACK-TO-BACK HOMERS (2)		2-HOMER GAMES (6)		3-HOMER GAMES (0)		GRAND SLAMS (3)	
PLAYERS	DATE/OPPONENT (INN.)	PLAYER (CAREER NO.)	DATE/OPPONENT	PLAYER (CAREER NO.)	DATE/OPPONENT	PLAYER (CAREER NO.)	DATE/OPPONENT (INN.)
Tyler Gentry & Logan Porter	4/5 vs. Toledo (6th)	Logan Porter (3rd)	4/5 vs. Toledo			Jakson Reetz (1st)	4/1 @ Indianapolis (5th)
Logan Porter & Angelo Castellano	9/5 @ Iowa (3rd)	Freddy Fermin (4th)	4/8 vs. Toledo			Freddy Fermin (3rd)	4/8 vs. Toledo (3rd)
		Drew Waters (3rd)	5/21 vs. Toledo			Adeiny Hechavarria (3rd)	6/22 @ Rochester (4th)
		Nate Eaton (3rd)	6/17 vs. Columbus				
		Brewer Hicklen (9th)	7/14 vs. Indianapolis				
		Nick Pratto (4th)	9/1 vs. Louisville				

LEADOFF HOMERS (4)		INSIDE-THE PARK HOMERS (1)		PINCH-HIT HOMERS (0)		WALK-OFF HOMERS (0)	
PLAYER (CAREER NO.)	DATE/OPPONENT	PLAYER (CAREER NO.)	DATE/OPPONENT (INN.)	PLAYER (CAREER NO.)	DATE/OPPONENT (INN.)	PLAYER	DATE/OPPONENT
Samad Taylor (1st)	6/14 vs. Columbus	John Rave (1)	6/18 vs. Columbus (3rd)				
Nate Eaton (1st)	6/17 vs. Columbus						
Clay Dungan (5th)	8/12 vs. Iowa						
Clay Dungan (6th)	9/3 vs. Louisville						

HOME RUN SITUATION	# OF	DATE OF LAST	BATTER (*23 HR #)	PITCHER	COUNT	RUNNERS ON	OUTS	INNING	SCORE @ HR	FINAL
GO-AHEAD HOME RUN	52	September 24 @ Columbus	José Briceño (9)	Cade Smith	0-2	1	2	▲ 9	3-2	W, 3-2
GAME-TYING HOME RUN	17	September 8 @ Iowa	CJ Alexander (13)	Michael Rucker	3-1	0	1	▲ 9	2-2	W, 4-2

NOTABLE OPPOSING HOME RUNS

BACK-TO-BACK HOMERS (6)		2-HOMER GAMES (11)		3-HOMER GAMES (1)		GRAND SLAMS (9)	
PLAYERS	DATE/OPPONENT (INN.)	PLAYER (CAREER NO.)	DATE/OPPONENT	PLAYER (CAREER NO.)	DATE/OPPONENT	PLAYER	DATE/OPPONENT (INN.)
Encarnacion-Strand & Benson	5/4 vs. Louisville (1st)	Kole Calhoun (12th)	5/9 @ Scranton/WB	Christian Encarnacion-Strand (1)	5/4 vs. Louisville	Andy Ibañez	4/6 vs. Toledo (3rd)
Jordan Walker & Moisés Gómez	5/31 vs. Memphis (6th)	Jermaine Palacios (5th)	5/17 vs. Toledo			Andrés Chaparro	5/9 @ Scranton/WB (7th)
Travis Blankenhorn & Matt Adams	6/22 @ Rochester (4th)	Moisés Gómez (7th)	5/31 vs. Memphis			José Aguilár	5/28 @ St. Paul (7th)
P.J. Higgins & Matt Mervis	8/9 vs. Iowa (1st)	Liover Peguero (5th)	7/14 vs. Indianapolis			Joshua Fuentes	7/5 @ Gwinnett (3rd)
Matt Mervis & David Bote	8/11 vs. Iowa (7th)	Chase Strumpf (1st)	8/9 vs. Iowa			Joshua Fuentes	7/6 @ Gwinnett (4th)
Andrew Stevenson & Austin Martin	8/22 vs. St. Paul (1st)	Luis Vazquez (2nd)	8/9 vs. Iowa			Endy Rodríguez	7/14 vs. Indianapolis (3rd)
		Tyler Nevin (1st)	8/16 @ Toledo			Chase Strumpf	8/9 vs. Iowa (8th)
		Hernán Pérez (3rd)	8/25 vs. Toledo			Pete Crow-Armstrong	9/5 @ Iowa (9th)
		Henry Ramos (7th)	9/1 vs. Louisville			Pete Crow-Armstrong	9/10 @ Iowa (6th)
		Jared Young (5th)	9/5 @ Iowa				
		Kyle Manzanedo (3rd)	9/19 @ Columbus				

LEADOFF HOMERS (7)		INSIDE-THE PARK HOMERS (0)		PINCH-HIT HOMERS (0)		WALK-OFF HOMERS (2)	
PLAYER	DATE/OPPONENT	PLAYER	DATE/OPPONENT (INN.)	PLAYER	DATE/OPPONENT (INN.)	PLAYER	DATE/OPPONENT
Christopher Morel	4/14 @ Iowa					Michael Hermsillo	5/10 @ Scranton/WB
Forrest Wall	4/19 vs. Gwinnett					Ben Rortvedt	5/13 @ Scranton/WB
Michael Siani	5/3 vs. Louisville						
Michael Siani	5/5 vs. Louisville						
Nick Gonzales	6/9 @ Indianapolis						
Andrew Stevenson	8/22 vs. St. Paul						
Jacob Hurtubise	9/1 vs. Louisville						

HR #	PLAYER (SEASON #)	GM # - DATE	OPPONENT	PITCHER	PITCH TYPE	DIRECTION	ON BASE	INNING	OUTS	COUNT	SCORE	FINAL	DISTANCE	EXIT VELO	LAUNCH ANGLE
1.	Logan Porter (1)	2 - April 1	@ Indianapolis	Caleb Smith (L)	4-seam FB	LF	0	▲4	1	2-2	3-0	W, 12-1	417 ft	106.6 mph	32°
2.	Jakson Reetz (1)	2 - April 1	@ Indianapolis	Caleb Smith (L)	Slider	LF	3	▲5	2	2-1	8-0	W, 12-1	408 ft	103.9 mph	25°
3.	Dairon Blanco (1)	3 - April 2	@ Indianapolis	Mike Burrows	4-seam FB	LCF	0	▲5	2	3-2	1-3	W, 8-3	411 ft	105.2 mph	23°
4.	Samad Taylor (1)	3 - April 2	@ Indianapolis	J.C. Flowers	4-seam FB	LF	0	▲8	0	2-1	2-3	W, 8-3	334 ft	104.5 mph	22°
5.	Nick Loftin (1)	3 - April 2	@ Indianapolis	Daniel Zamora (L)	4-seam FB	LF	2	▲8	1	1-2	5-3	W, 8-3	362 ft	97.2 mph	29°
6.	Maikel Garcia (1)	4 - April 4	vs. Toledo	Alex Faedo	4-seam FB	RF	0	▼1	1	2-1	1-0	L, 9-2	349 ft	94.3 mph	35°
7.	Tyler Gentry (1)	5 - April 5	vs. Toledo	Tyler Holton (L)	Cutter	CF	2	▼6	0	2-0	3-1	L, 7-6	417 ft	106.5 mph	27°
8.	Logan Porter (2)	5 - April 5	vs. Toledo	Tyler Holton (L)	Slider	LF	0	▼6	0	3-1	4-1	L, 7-6	346 ft	103.3 mph	37°
9.	Logan Porter (3)	5 - April 5	vs. Toledo	Matt Wisler	4-seam FB	RCF	0	▼8	0	2-2	5-6	L, 7-6	364 ft	94.7 mph	34°
10.	Nick Loftin (2)	6 - April 6	vs. Toledo	Brenan Hanifee	Slider	LCF	0	▼2	0	2-2	1-1	L, 8-5	401 ft	101.8 mph	32°
11.	CJ Alexander (1)	6 - April 6	vs. Toledo	Brenan Hanifee	Sinker	CF	0	▼4	1	2-2	3-6	L, 8-5	409 ft	101.1 mph	35°
12.	Logan Porter (4)	7 - April 7	vs. Toledo	Reese Olson	4-seam FB	LF	0	▼3	0	3-2	5-2	W, 9-4	395 ft	104.3 mph	45°
13.	Freddy Fermin (1)	8 - April 8	vs. Toledo	Will Vest	Slider	CF	3	▼3	2	0-0	6-1	W, 13-8	401 ft	102.1 mph	42°
14.	Angelo Castellano (1)	8 - April 8	vs. Toledo	Will Vest	4-seam FB	LCF	1	▼4	0	2-0	8-1	W, 13-8	401 ft	102.8 mph	33°
15.	Freddy Fermin (2)	8 - April 8	vs. Toledo	Ashton Goudeau	Changeup	CF	1	▼5	0	1-1	10-1	W, 13-8	428 ft	105.9 mph	28°
16.	CJ Alexander (2)	8 - April 8	vs. Toledo	Ashton Goudeau	Changeup	LF	0	▼7	0	1-0	11-8	W, 13-8	351 ft	92.4 mph	43°
17.	Angelo Castellano (2)	9 - April 9	vs. Toledo	Alex Faedo	4-seam FB	LF	0	▼3	1	0-0	1-0	L, 8-2	373 ft	98.0 mph	25°
18.	Samad Taylor (2)	10 - April 11	@ Iowa	Roenis Elias (L)	4-seam FB	CF	2	▲5	2	0-2	3-9	L, 9-6	405 ft	100.9 mph	25°
19.	Freddy Fermin (3)	10 - April 11	@ Iowa	Brandon Hughes (L)	4-seam FB	LF	1	▲6	2	0-1	6-9	L, 9-6	398 ft	100.3 mph	33°
20.	CJ Alexander (3)	11 - April 12	@ Iowa	Riley Thompson	Changeup	RF	0	▲2	0	1-0	2-1	W, 10-6	394 ft	104.3 mph	24°
21.	Tyler Gentry (2)	11 - April 12	@ Iowa	Riley Thompson	Slider	LF	0	▲3	2	1-2	3-1	W, 10-6	393 ft	103.3 mph	26°
22.	Tucker Bradley (1)	11 - April 12	@ Iowa	Rowan Wick	4-seam FB	RCF	1	▲6	2	1-1	7-3	W, 10-6	392 ft	98.2 mph	29°
23.	Nick Loftin (3)	11 - April 12	@ Iowa	Anthony Kay (L)	Slider	CF	0	▲8	0	2-1	8-6	W, 10-6	420 ft	104.3 mph	28°
24.	Nick Loftin (4)	12 - April 13	@ Iowa	Nick Neidert	4-seam FB	LF	0	▲4	2	3-2	1-11	L, 14-1	370 ft	100.4 mph	38°
25.	Nick Pratto (1)	15 - April 19	vs. Gwinnett	Beau Burrows	Slider	CF	0	▼2	0	1-2	1-1	L, 6-2	399 ft	100.2 mph	26°
26.	Logan Porter (5)	15 - April 19	vs. Gwinnett	Beau Burrows	Slider	LF	0	▼4	1	1-2	2-3	L, 6-2	350 ft	94.9 mph	50°
27.	CJ Alexander (4)	17 - April 21	vs. Gwinnett	Allan Winans	Changeup	RF	0	▼2	2	0-0	1-1	L, 7-3	395 ft	96.2 mph	37°
28.	Nick Pratto (2)	18 - April 22	vs. Gwinnett	Dylan Dodd (L)	Changeup	RF	1	▼1	2	3-1	2-0	L, 5-2	350 ft	88.4 mph	39°
29.	Nate Eaton (1)	22 - April 27	@ Nashville	Janson Junk	Sweeper	LF	0	▲2	2	2-2	1-0	W, 2-1	403 ft	103.0 mph	32°
30.	Freddy Fermin (4)	24 - April 29	@ Nashville	Robert Stock	4-seam FB	RCF	2	▲1	1	3-1	4-0	L, 6-5 (10)	381 ft	104.3 mph	23°
31.	Tyler Gentry (3)	25 - April 30	@ Nashville	Robert Gasser (L)	4-seam FB	LF	1	▲3	2	1-0	2-1	W, 10-6	391 ft	100.6 mph	33°
32.	Logan Porter (6)	25 - April 30	@ Nashville	Robert Gasser (L)	Slider	LF	0	▲4	0	2-1	3-1	W, 10-6	389 ft	102.3 mph	29°
33.	Freddy Fermin (5)	25 - April 30	@ Nashville	Robert Gasser (L)	Changeup	LF	0	▲5	1	2-0	5-1	W, 10-6	368 ft	94.8 mph	35°
34.	Nick Loftin (5)	28 - May 4	vs. Louisville	Silvino Bracho	Slider	LF	0	▼7	0	0-0	8-11	L, 12-10	365 ft	101.1 mph	19°
35.	Jakson Reetz (2)	29 - May 5	vs. Louisville	Brandon Williamson (L)	4-seam FB	LF	1	▼2	1	0-0	2-1	W, 6-2	346 ft	100.2 mph	27°
36.	Nick Loftin (6)	29 - May 5	vs. Louisville	Brandon Williamson (L)	Slider	CF	0	▼6	0	0-0	3-1	W, 6-2	395 ft	105.6 mph	24°
37.	Angelo Castellano (3)	30 - May 6	vs. Louisville	Ryan Nutof	Curveball	LF	1	▼7	2	2-2	8-8	W, 11-9	376 ft	95.2 mph	29°
38.	Jakson Reetz (3)	31 - May 7	vs. Louisville	Andrew Abbott (L)	Changeup	LF	0	▼4	1	2-0	1-0	L, 4-3	426 ft	104.4 mph	32°
39.	Franmil Reyes (1)	31 - May 7	vs. Louisville	Andrew Abbott (L)	Curveball	LCF	1	▼5	2	3-2	3-0	L, 4-3	389 ft	100.8 mph	29°
40.	Clay Dungan (1)	32 - May 9	@ Scranton/WB	Mitch Spence	4-seam FB	RCF	0	▲3	0	1-0	2-2	L, 14-2	388 ft	104.0 mph	28°
41.	Dairon Blanco (2)	33 - May 10	@ Scranton/WB	Luis Severino	Changeup	LF	0	▲3	0	0-1	1-1	L, 4-3	377 ft	99.6 mph	24°
42.	CJ Alexander (5)	34 - May 11	@ Scranton/WB	Colten Brewer	Slider	CF	0	▲9	0	1-1	3-1	W, 4-3 (11)	422 ft	106.4 mph	23°
43.	CJ Alexander (6)	36 - May 13	@ Scranton/WB	Greg Weissert	Sweeper	RF	0	▲6	1	0-0	4-3	L, 8-6	377 ft	102.7 mph	39°
44.	CJ Alexander (7)	37 - May 14	@ Scranton/WB	Mitch Spence	4-seam FB	RCF	0	▲2	0	3-2	1-1	W, 6-3	416 ft	109.9 mph	24°
45.	Brewer Hicklen (1)	37 - May 14	@ Scranton/WB	D.J. Snelten (L)	Changeup	LF	0	▲9	0	2-1	4-3	W, 6-3	344 ft	109.5 mph	25°
46.	Samad Taylor (3)	37 - May 14	@ Scranton/WB	D.J. Snelten (L)	4-seam FB	RCF	1	▲9	2	3-1	6-3	W, 6-3	346 ft	95.2 mph	29°
47.	Samad Taylor (4)	39 - May 17	vs. Toledo	Zach Logue (L)	4-seam FB	RCF	1	▼1	0	0-1	2-1	W, 16-8	372 ft	100.0 mph	30°
48.	Logan Porter (7)	39 - May 17	vs. Toledo	Zach Logue (L)	4-seam FB	LF	1	▼1	0	0-0	4-1	W, 16-8	401 ft	102.3 mph	38°
49.	Angelo Castellano (4)	39 - May 17	vs. Toledo	Miguel Del Pozo (L)	4-seam FB	LF	1	▼5	2	1-0	10-5	W, 16-8	385 ft	99.2 mph	26°
50.	Brewer Hicklen (2)	40 - May 18	vs. Toledo	Miguel Diaz	Sinker	LCF	2	▼8	0	2-0	9-0	W, 9-0	443 ft	108.4 mph	32°
51.	Drew Waters (1)	43 - May 21	vs. Toledo	Ashton Goudeau	4-seam FB	RCF	0	▼3	0	1-1	1-2	W, 8-4	408 ft	108.7 mph	29°
52.	Drew Waters (2)	43 - May 21	vs. Toledo	Ashton Goudeau	Changeup	LCF	1	▼4	1	2-0	4-3	W, 8-4	366 ft	99.5 mph	32°
53.	Tucker Bradley (2)	43 - May 21	vs. Toledo	Seth Elledge	Sinker	LCF	1	▼6	0	1-1	6-4	W, 8-4	388 ft	100.5 mph	28°
54.	Jakson Reetz (4)	43 - May 21	vs. Toledo	Braden Bristo	Sweeper	LF	0	▼7	0	2-1	8-4	W, 8-4	412 ft	104.1 mph	36°
55.	Dairon Blanco (3)	44 - May 23	@ St. Paul	Simeon Woods Richardson	4-seam FB	CF	0	▲4	1	1-1	4-0	W, 6-1	455 ft	104.5 mph	28°
56.	Nick Loftin (7)	45 - May 24	@ St. Paul	Brent Headrick (L)	Changeup	LF	2	▲3	1	2-2	3-5	L, 6-5	433 ft	103.7 mph	24°
57.	Nick Loftin (8)	46 - May 25	@ St. Paul	Cody Laweryson	Sweeper	LF	2	▲7	0	1-2	4-4	L, 8-6	357 ft	97.3 mph	22°
58.	Johan Camargo (1)	48 - May 27	@ St. Paul	Randy Dobnak	Changeup	CF	0	▲5	0	1-2	1-3	L, 14-1	426 ft	102.2 mph	26°
59.	Nick Loftin (9)	50 - May 30	vs. Memphis	Jake Woodford	Curveball	LF	1	▼1	2	0-0	2-1	W, 7-6	370 ft	91.0 mph	29°
60.	Tyler Gentry (4)	50 - May 30	vs. Memphis	Connor Thomas (L)	Slider	LCF	1	▼3	0	2-1	4-1	W, 7-6	471 ft	103.6 mph	27°
61.	Johan Camargo (2)	52 - June 1	vs. Memphis	Dakota Hudson	Slider	RCF	1	▼4	2	0-2	2-1	L, 12-6	393 ft	98.2 mph	31°
62.	Brewer Hicklen (3)	52 - June 1	vs. Memphis	Ryan Loutos	Sinker	CF	0	▼7	0	1-0	4-10	L, 12-6	425 ft	105.8 mph	33°
63.	CJ Alexander (8)	52 - June 1	vs. Memphis	Ryan Loutos	Cutter	RCF	1	▼8	0	2-2	5-12	L, 12-6	400 ft	102.8 mph	30°
64.	Nate Eaton (2)	53 - June 2	vs. Memphis	Tommy Parsons	4-seam FB	LF	0	▼1	1	0-0	1-0	W, 10-9 (10)	330 ft	103.3 mph	46°
65.	Johan Camargo (3)	56 - June 6	@ Indianapolis	Yerry De Los Santos	Sinker	RCF	0	▲9	0	3-1	3-2	W, 4-2	399 ft	107.6 mph	22°
66.	CJ Alexander (9)	57 - June 7	@ Indianapolis	Quinn Priester	Curveball	RCF	2	▲2	0	1-2	3-2	W, 9-7	404 ft	101.3 mph	34°
67.	CJ Alexander (10)	58 - June 8	@ Indianapolis	Eli Villalobos	4-seam FB	RCF	1	▲7	2	2-1	14-7	W, 15-7	408 ft	108.5 mph	35°
68.	Brewer Hicklen (4)	59 - June 9	@ Indianapolis	Kent Emanuel (L)	Sinker	RCF	1	▲4	1	1-1	5-1	W, 6-2	410 ft	106.9 mph	26°
69.	Tyler Gentry (5)	60 - June 10	@ Indianapolis	Hunter Stratton	Slider	LF	2	▲5	2	0-2	3-2	W, 9-5	431 ft	106.0 mph	28°
70.	Samad Taylor (5)	61 - June 13	vs. Columbus	Joey Cantillo (L)	4-seam FB	LCF	0	▼6	1	1-1	1-2	W, 6-5	395 ft	102.4 mph	27°
71.	Brewer Hicklen (5)	61 - June 13	vs. Columbus	Michael Kelly	Slider	LF	1	▼8	2	2-1	6-5	W, 6-5	422 ft	108.1 mph	28°
72.	Samad Taylor (6)	62 - June 14	vs. Columbus	Gavin Williams	4-seam FB	CF	0	▼1	0	2-1	1-0	W, 6-1	422 ft	104.5 mph	27°
73.	Johan Camargo (4)	62 - June 14	vs. Columbus	Gavin Williams	4-seam FB	LF	0	▼4	1	0-2	2-1	W, 6-1	324 ft	90.8 mph	34°
74.	Tyler Gentry (6)	62 - June 14	vs. Columbus	Caleb Simpson	4-seam FB	LCF	1	▼7	2	0-1	6-1	W, 6-1	388 ft	101.2 mph	24°
75.	Kyle Isbel (1)	64 - June 16	vs. Columbus	Thomas Ponticelli	Sweeper	CF	0	▼1	1	1-0	1-1	W, 4-1	406 ft	104.3 mph	23°
76.	Nate Eaton (3)	65 - June 17	vs. Columbus	Jhon Romero	4-seam FB	CF	0	▼1	0	0-0	1-0	W, 13-4	412 ft	103.0 mph	33°
77.	Nate Eaton (4)	65 - June 17	vs. Columbus	Caleb Baragar (L)	4-seam FB	LF									

HR #	PLAYER (SEASON #)	GM # - DATE	OPPONENT	PITCHER	PITCH TYPE	DIRECTION	ON BASE	INNING	OUTS	COUNT	SCORE	FINAL	DISTANCE	EXIT VELO	LAUNCH ANGLE
83.	Adeiny Hechavarria (2)	74 - June 29	vs. Iowa	Riley Thompson	4-seam FB	LCF	0	▼2	1	1-1	1-2	W, 8-3	387 ft	97.1 mph	36°
84.	Angelo Castellano (5)	74 - June 29	vs. Iowa	Riley Thompson	Sinker	LF	1	▼2	1	0-0	3-2	W, 8-3	396 ft	99.6 mph	30°
85.	John Rave (3)	74 - June 29	vs. Iowa	Brendon Little (L)	Sinker	RF	0	▼7	2	3-1	8-2	W, 8-3	366 ft	98.0 mph	32°
86.	Tucker Bradley (3)	76 - July 2 (G1)	vs. Iowa	Chris Clarke	Slider	LF	1	▼3	2	1-0	5-1	W, 11-1 (7)	355 ft	90.5 mph	36°
87.	Angelo Castellano (6)	76 - July 2 (G1)	vs. Iowa	Rowan Wick	4-seam FB	LF	0	▼5	2	1-2	8-1	W, 11-1 (7)	385 ft	102.5 mph	21°
88.	Nate Eaton (5)	77 - July 2 (G2)	vs. Iowa	Nick Neidert	Curveball	CF	0	▼4	2	0-0	2-1	L, 6-2 (7)	422 ft	103.0 mph	28°
89.	Tyler Gentry (7)	78 - July 3	vs. Iowa	Ben Brown	Slider	LF	0	▼4	1	2-2	2-4	L, 7-6	352 ft	98.7 mph	22°
90.	Logan Porter (8)	80 - July 5	@ Gwinnett	Justus Sheffield (L)	Sinker	LF	0	▲3	0	0-0	4-1	L, 8-7 (10)	383 ft	97.8 mph	40°
91.	Nate Eaton (6)	80 - July 5	@ Gwinnett	Nick Margevicius (L)	Changeup	CF	1	▲1	1	2-1	3-1	L, 9-6	417 ft	101.3 mph	32°
92.	Tyler Gentry (8)	80 - July 5	@ Gwinnett	Dereck Rodriguez	4-seam FB	LCF	2	▲6	2	2-0	6-7	L, 9-6	410 ft	104.3 mph	24°
93.	Logan Porter (9)	82 - July 7	@ Gwinnett	Jared Shuster (L)	Changeup	LCF	0	▲1	2	2-1	1-0	W, 7-1	400 ft	103.6 mph	26°
94.	Jermaine Palacios (2)	82 - July 7	@ Gwinnett	Matt Swarmer	Slider	LF	0	▲6	0	1-2	4-1	W, 7-1	357 ft	95.3 mph	28°
95.	Brewer Hicklen (5)	84 - July 14	vs. Indianapolis	Wil Crowe	-	LCF	0	▼2	1	0-0	2-10	L, 13-5	441 ft	-	-
96.	Tucker Bradley (4)	84 - July 14	vs. Indianapolis	Kent Emanuel (L)	Sinker	RF	0	▼5	0	2-0	3-11	L, 13-5	415 ft	106.3 mph	33°
97.	Brewer Hicklen (6)	84 - July 14	vs. Indianapolis	Juan Minaya	Slider	LF	0	▼9	2	0-0	5-13	L, 13-5	428 ft	108.5 mph	26°
98.	Tyler Gentry (9)	85 - July 15	vs. Indianapolis	Cam Alldred (L)	Slider	LF	2	▼2	1	0-2	3-0	W, 8-3	355 ft	97.1 mph	23°
99.	Logan Porter (10)	85 - July 15	vs. Indianapolis	Jose Hernandez (L)	4-seam FB	LCF	2	▼3	1	2-1	5-1	W, 8-3	382 ft	97.7 mph	29°
100.	CJ Alexander (11)	85 - July 15	vs. Indianapolis	Hunter Stratton	Cutter	RF	1	▼7	2	1-2	8-2	W, 8-3	382 ft	97.2 mph	37°
101.	Adeiny Hechavarria (3)	86 - July 16	vs. Indianapolis	Jared Jones	4-seam FB	RCF	2	▼4	2	3-1	3-3	L, 11-4	396 ft	99.3 mph	35°
102.	Nate Eaton (7)	86 - July 16	vs. Indianapolis	Kyle Nicolas	4-seam FB	CF	0	▼6	0	0-0	4-10	L, 11-4	413 ft	101.9 mph	29°
103.	Nate Eaton (8)	88 - July 19	vs. St. Paul	Aaron Sanchez	Changeup	LCF	1	▼9	1	2-0	4-9	L, 9-4	396 ft	104.1 mph	37°
104.	Jermaine Palacios (3)	89 - July 20	vs. St. Paul	Ronny Henriquez	4-seam FB	LF	0	▼5	0	2-0	2-0	L, 6-5	364 ft	96.0 mph	30°
105.	Nick Loftin (10)	95 - July 28	@ Columbus	Thomas Ponticelli	Slider	LCF	0	▲1	2	0-0	1-0	W, 7-6	407 ft	101.6 mph	26°
106.	Nate Eaton (9)	95 - July 28	@ Columbus	Thomas Ponticelli	Sweeper	LF	1	▲2	0	1-2	3-0	W, 7-6	398 ft	107.3 mph	24°
107.	John Rave (4)	95 - July 28	@ Columbus	Randy Labaut (L)	4-seam FB	RCF	0	▲6	0	0-0	4-2	W, 7-6	377 ft	99.0 mph	28°
108.	Angelo Castellano (7)	95 - July 28	@ Columbus	Jhon Romero	Slider	LF	1	▲6	2	2-2	6-2	W, 7-6	356 ft	99.4 mph	22°
109.	Tyler Gentry (10)	97 - July 29	@ Columbus	Joey Cantillo (L)	4-seam FB	CF	0	▲2	0	3-2	1-0	L, 6-3	399 ft	103.0 mph	24°
110.	Matt Beaty (1)	98 - July 30	@ Columbus	Peyton Battenfield	4-seam FB	RCF	0	▲1	1	1-0	1-0	W, 7-5	376 ft	101.2 mph	23°
111.	Brewer Hicklen (8)	98 - July 30	@ Columbus	Peyton Battenfield	4-seam FB	RCF	0	▲2	2	0-1	2-0	W, 7-5	373 ft	96.0 mph	25°
112.	Tyler Gentry (11)	98 - July 30	@ Columbus	Peyton Battenfield	Cutter	LF	0	▲5	0	0-1	3-1	W, 7-5	370 ft	97.5 mph	26°
113.	Adeiny Hechavarria (4)	98 - July 30	@ Columbus	Peyton Battenfield	4-seam FB	CF	1	▲5	0	0-0	5-1	W, 7-5	433 ft	102.3 mph	26°
114.	Nick Loftin (11)	98 - July 30	@ Columbus	Peyton Battenfield	Cutter	CF	1	▲5	2	1-1	7-1	W, 7-5	400 ft	100.9 mph	24°
115.	José Briceño (1)	102 - August 4	@ Louisville	Levi Stoudt	Slider	LF	0	▲3	1	2-2	1-1	L, 8-3	385 ft	95.8 mph	24°
116.	CJ Alexander (12)	102 - August 4	@ Louisville	Ryan Nutof	Cutter	RF	0	▲7	0	0-0	3-8	L, 8-3	349 ft	101.7 mph	25°
117.	Tyler Gentry (12)	104 - August 6	@ Louisville	Christian Roa	Slider	LF	0	▲3	2	0-2	1-1	L, 5-4	361 ft	99.5 mph	24°
118.	Adeiny Hechavarria (5)	105 - August 8	vs. Iowa	Nick Neidert	4-seam FB	CF	0	▼3	0	1-0	1-0	L, 8-2	413 ft	103.4 mph	22°
119.	Devin Mann (1)	105 - August 8	vs. Iowa	Nick Neidert	Curveball	LF	0	▼6	2	0-0	2-2	L, 8-2	386 ft	103.8 mph	25°
120.	Adeiny Hechavarria (6)	106 - August 9	vs. Iowa	Keegan Thompson	4-seam FB	RF	0	▼8	0	3-2	1-16	L, 20-1	346 ft	95.4 mph	30°
121.	Nate Eaton (10)	107 - August 10	vs. Iowa	Jordan Wicks (L)	Changeup	LCF	0	▼4	2	1-1	1-1	L, 10-3	367 ft	95.0 mph	31°
122.	José Briceño (2)	107 - August 10	vs. Iowa	Chris Clarke	Sinker	LF	0	▼7	2	2-1	2-8	L, 10-3	397 ft	98.0 mph	25°
123.	Nate Eaton (11)	108 - August 11	vs. Iowa	Bailey Horn (L)	Curveball	LCF	0	▼8	0	2-2	3-8	L, 9-4	403 ft	101.1 mph	29°
124.	Clay Dungan (2)	109 - August 12	vs. Iowa	Tyler Duffey	4-seam FB	RF	0	▼1	0	1-0	1-2	L, 7-4	399 ft	107.5 mph	26°
125.	Nick Loftin (12)	109 - August 12	vs. Iowa	Tyler Duffey	4-seam FB	LCF	1	▼3	1	3-2	3-4	L, 7-4	400 ft	98.6 mph	28°
126.	Tyler Gentry (13)	109 - August 12	vs. Iowa	Tyler Duffey	Slider	LCF	0	▼3	2	1-1	4-4	L, 7-4	425 ft	104.1 mph	26°
127.	Edward Olivares (1)	110 - August 15	@ Toledo	Spencer Turnbull	4-seam FB	RF	1	▲1	0	0-1	2-0	W, 11-8	364 ft	98.0 mph	30°
128.	Nick Loftin (13)	111 - August 16	@ Toledo	Keider Montero	Curveball	CF	0	▲3	0	0-0	1-2	L, 8-2	420 ft	104.7 mph	26°
129.	José Briceño (3)	112 - August 17	@ Toledo	Miguel Diaz	Sinker	LF	1	▲9	2	2-1	2-4	L, 4-2	401 ft	104.7 mph	26°
130.	Angelo Castellano (8)	114 - August 19	@ Toledo	Zach Logue (L)	Curveball	LF	0	▲3	2	1-0	1-1	W, 5-3	394 ft	100.2 mph	27°
131.	Devin Mann (2)	114 - August 19	@ Toledo	Rony Garcia	4-seam FB	LCF	0	▲5	0	2-0	5-2	W, 5-3	415 ft	105.7 mph	30°
132.	Bubba Thompson (1)	116 - August 22	vs. St. Paul	Louie Varland	4-seam FB	LF	1	▼2	2	1-1	5-2	W, 14-4	364 ft	92.0 mph	28°
133.	Devin Mann (3)	117 - August 23	vs. St. Paul	Patrick Murphy	4-seam FB	LCF	0	▼4	2	1-2	1-3	L, 6-2	405 ft	98.7 mph	37°
134.	Angelo Castellano (9)	117 - August 23	vs. St. Paul	Patrick Murphy	Curveball	LCF	0	▼5	2	1-2	2-4	L, 6-2	377 ft	97.2 mph	41°
135.	Edward Olivares (2)	117 - August 23	vs. St. Paul	Kody Funderburk (L)	Sinker	RF	1	▼8	2	1-0	4-4	L, 6-2	351 ft	98.1 mph	34°
136.	Nick Loftin (14)	120 - August 26	vs. St. Paul	Randy Dobnak	Slider	LCF	1	▼6	0	1-2	5-2	W, 7-3	380 ft	107.3 mph	19°
137.	Bubba Thompson (2)	121 - August 27	vs. St. Paul	Michael Boyle (L)	4-seam FB	CF	0	▼1	0	0-0	1-0	W, 5-3	435 ft	102.6 mph	29°
138.	Nate Eaton (12)	121 - August 27	vs. St. Paul	Michael Boyle (L)	Slider	LF	2	▼1	2	0-0	4-0	W, 5-3	387 ft	106.1 mph	26°
139.	Edward Olivares (3)	121 - August 27	vs. St. Paul	Austin Brice	Sinker	RF	0	▼5	1	0-0	5-3	W, 5-3	361 ft	97.9 mph	31°
140.	Logan Porter (11)	122 - August 29	vs. Louisville	Christian Roa	4-seam FB	LF	0	▼2	0	3-1	1-3	W, 4-3	414 ft	103.8 mph	29°
141.	Devin Mann (4)	123 - August 30	vs. Louisville	Michael Mariot	4-seam FB	LF	1	▼2	0	0-0	2-0	W, 4-2	370 ft	97.9 mph	27°
142.	Logan Porter (12)	123 - August 30	vs. Louisville	Michael Mariot	Sinker	LF	0	▼5	0	2-1	4-0	W, 4-2	364 ft	95.2 mph	28°
143.	Angelo Castellano (10)	124 - August 31	vs. Louisville	Alan Busenitz	Sweeper	LF	1	▼9	2	0-1	4-5	L, 5-4	372 ft	96.0 mph	26°
144.	Nick Pratto (3)	125 - September 1	vs. Louisville	Randy Wynne	Curveball	RF	1	▼1	1	0-0	2-2	L, 12-7	375 ft	99.0 mph	33°
145.	Nick Pratto (4)	125 - September 1	vs. Louisville	Levi Stoudt	4-seam FB	RF	2	▼5	2	1-2	5-7	L, 12-7	383 ft	103.5 mph	26°
146.	Bubba Thompson (3)	125 - September 1	vs. Louisville	Levi Stoudt	Slider	CF	1	▼9	0	2-2	7-12	L, 12-7	409 ft	99.8 mph	29°
147.	Clay Dungan (3)	127 - September 3	vs. Louisville	Christian Roa	4-seam FB	RCF	0	▼1	0	0-0	1-0	W, 7-1	387 ft	103.8 mph	24°
148.	Logan Porter (13)	128 - September 5	@ Iowa	Samuel Reyes	4-seam FB	RF	0	▲3	0	1-0	1-1	W, 10-9	347 ft	95.1 mph	34°
149.	Angelo Castellano (11)	128 - September 5	@ Iowa	Samuel Reyes	Slider	LF	0	▲3	0	1-2	2-1	W, 10-9	370 ft	96.5 mph	29°
150.	Devin Mann (5)	128 - September 5	@ Iowa	Chris Clarke	4-seam FB	CF	0	▲5	1	2-2	6-2	W, 10-9	415 ft	102.8 mph	26°
151.	Bubba Thompson (4)	128 - September 5	@ Iowa	Edwin Uceta	Sinker	CF	2	▲7	2	2-2	10-2	W, 10-9	400 ft	101.4 mph	25°
152.	Tyler Gentry (14)	129 - September 6	@ Iowa	Galeb Kilian	Sinker	LF	2	▲1	1	0-0	4-0	W, 11-7	406 ft	101.8 mph	35°
153.	Nate Eaton (13)	130 - September 7	@ Iowa	Nick Neidert	4-seam FB	LCF	0	▲4	0	1-1	3-2	W, 10-2	385 ft	104.5 mph	26°
154.	CJ Alexander (3)	131 - September 8	@ Iowa	Michael Rucker	4-seam FB	LCF	0	▲9	0	3-1	2-2	W, 4-2	377 ft	101.9 mph	29°
155.	Samad Taylor (7)	131 - September 8	@ Iowa	Michael Rucker	Curveball	CF	1	▲9	1	2-2	4-2	W, 4-2	411 ft	102.3 mph	29°
156.	Nate Eaton (14)	132 - September 9	@ Iowa	Brandon Hughes (L)	4-seam FB	LF	1	▲4	2	0-0	2-4	L, 8-3	403 ft	106.8 mph	27°
157.	Tyler Gentry (15)	132 - September 9	@ Iowa	Nick Burdi	4-seam FB	LCF	0	▲9	0	3-2	3-8	L, 8-3	409 ft	106.2 mph	23°
158.	John Rave (5)	133 - September 10	@ Iowa	Cam Sanders	Changeup	RF	1	▲9	0	1-1	3-9	L, 9-3	370 ft	96.8 mph	28°
159.	Devin Mann (6)	135 - September 13	vs. Indianapolis	Beau Sulser	4-seam FB	LF	0	▼7	2	0-0	3-5	L, 5-4	336 ft	94.3 mph	24°
160.	José Briceño (4)	135 - September 13	vs. Indianapolis	Kyle Nicolas	Slider	LF	0	▼8	1	1-1	4-5	L, 5-4	343 ft	89.6 mph	25°
161.	Angelo Castellano (12)	136 - September 14	vs. Indianapolis	Dauri Moreta	Slider	LF	0	▼8	2	1-1	1-2	L, 4-1	345 ft	92.1 mph	27°
162.	John Rave (6)	138 - September 16	vs. Indianapolis	Wil Crowe	4-seam FB	RF	2	▼5	1	3-2	6-2	W, 9-2	403 ft	105.7 mph	28°
163.	José Briceño (5)	139 - September 17	vs. Indianapolis	Roansy Contreras	Slider	LF	0	▼3	2	1-2	5-1	W, 11-5	369 ft	95.5 mph	24°
164.	Angelo Castellano (13)	139 - September 17	vs. Indianapolis	Roansy Contreras	4-seam FB	LF	0	▼6	0	0-0	6-2	W, 11-5	352 ft	96.4 mph	32°
165.	Matt Beaty (2)	139 - September 17	vs. Indianapolis	Roansy Contreras	Slider	RF	1	▼6	2	2-1	8-2	W, 11-5	382 ft	99.4 mph	39°
166.	José Briceño (6)	140 - September 19	@ Columbus	Triston McKenzie	Cutter	LF	1	▲2	2	0-0	2-1	W, 7-3	366 ft	99.1 mph	22°
167.	Nate Eaton (15)	140 - September 19	@ Columbus	Triston McKenzie	4-seam FB	LF	0	▲4	1	0-0	3-1	W, 7-3	410 ft	107.5 mph	24°
168.	Angelo Castellano (14)	140 - September 19	@ Columbus	Thomas Ponticelli	4-seam FB	LF	2	▲4	2	1-1	6-1	W, 7-3	367 ft	99.2 mph	24°
169.	Samad Taylor (8)	141 - September 20	@ Columbus</												

ABS CHALLENGES BY PLAYER

HITTERS – 51% (41-FOR-81)	TOTAL CHALLENGES	SUCCESSFUL CHALLENGES	SUCCESS RATE (%)
CJ Alexander	5	3	60%
Dairon Blanco	2	1	50%
Tucker Bradley	2	1	50%
José Briceño	1	0	0%
Angelo Castellano	6	4	67%
Clay Dungan	7	5	71%
Nate Eaton	4	2	50%
Maikel Garcia	1	0	0%
Tyler Gentry	5	3	60%
Adeiny Hechavarría	2	1	50%
Brewer Hicklen	4	2	50%
Nick Loftin	6	3	50%
Devin Mann	2	0	0%
Morgan McCullough	2	1	50%
Edward Olivares	1	0	0%
Jermaine Palacios	2	0	0%
Logan Porter	11	7	64%
Nick Pratto	3	1	33%
John Rave	3	2	67%
Jakson Reetz	3	1	33%
Samad Taylor	5	0	0%
Bubba Thompson	2	2	100%
Nelson Velázquez	1	1	100%
Drew Waters	1	1	100%

CATCHERS – 36% (31-FOR-86)	TOTAL CHALLENGES	SUCCESSFUL CHALLENGES	SUCCESS RATE (%)
José Briceño	31	9	29%
Kale Emshoff	2	0	0%
Logan Porter	21	9	43%
Jakson Reetz	32	13	41%

PITCHERS – 38% (9-FOR-24)	TOTAL CHALLENGES	SUCCESSFUL CHALLENGES	SUCCESS RATE (%)
Jonathan Bowlan	1	0	0%
Max Castillo	6	3	50%
Christian Chamberlain	6	4	67%
Jonah Dipoto	2	1	50%
Jonathan Heasley	1	0	0%
Andrew Hoffmann	1	0	0%
Will Klein	2	0	0%
Jackson Kowar	2	1	50%
James McArthur	1	0	0%
Daniel Mengden	1	0	0%
Nick Wittgren	1	0	0%

ABS CHALLENGES BY GAME

DATE	TOTAL	SUCCESSFUL	SUCCESS RATE (%)	DATE	TOTAL	SUCCESSFUL	SUCCESS RATE (%)
April 28	2	0	0%	July 21	6	3	50%
May 5	2	0	0%	July 22	3	2	67%
May 6	0	0	–	July 23	2	0	0%
May 7	4	1	25%	July 28	4	2	50%
May 12	4	2	50%	July 29	4	2	50%
May 13	2	0	0%	July 30	3	0	0%
May 14	4	1	25%	August 4	4	2	50%
May 19	1	0	0%	August 5	1	0	0%
May 20	6	3	50%	August 6	4	1	25%
May 21	9	7	78%	August 11	3	2	67%
May 26	5	2	40%	August 12	3	1	33%
May 27	3	1	33%	August 18	3	2	67%
May 28	4	1	25%	August 19	4	2	50%
June 2	2	0	0%	August 20	2	1	50%
June 3	3	0	0%	August 25	1	0	0%
June 4	3	1	33%	August 26	3	1	33%
June 9	4	3	75%	August 27	3	2	67%
June 10	4	1	25%	September 1	7	6	86%
June 16	1	0	0%	September 2	4	2	50%
June 17	4	2	50%	September 3	6	4	67%
June 18	3	1	33%	September 8	3	1	33%
June 23	3	2	67%	September 9	4	2	50%
June 24	4	1	25%	September 10	2	0	0%
June 25	1	1	100%	September 15	0	0	–
July 2 [G1]	5	2	40%	September 16	1	0	0%
July 2 [G2]	1	0	0%	September 17	3	1	33%
July 3	4	2	50%	September 22	2	0	0%
July 7	4	3	75%	September 23	4	1	25%
July 9	2	0	0%	September 24	1	0	0%
July 15	0	0	–				
July 16	7	4	57%				

ABS CHALLENGES BY COUNT

COUNT	TOTAL CHALLENGES	SUCCESSFUL CHALLENGES	SUCCESS RATE (%)
0-0 Count	44	15	34%
0-1 Count	25	11	44%
0-2 Count	6	4	67%
1-0 Count	24	12	50%
1-1 Count	22	11	50%
1-2 Count	12	5	42%
2-0 Count	6	3	50%
2-1 Count	9	3	33%
2-2 Count	17	8	47%
3-0 Count	3	2	67%
3-1 Count	6	3	50%
3-2 Count	17	4	24%

ABS CHALLENGES BY INNING

INNING	CHALLENGES	SUCCESSFUL CHALLENGES	SUCCESS RATE (%)
1st Inning	11	3	27%
2nd Inning	17	6	35%
3rd Inning	21	10	48%
4th Inning	20	9	45%
5th Inning	21	7	33%
6th Inning	25	14	56%
7th Inning	21	12	57%
8th Inning	28	12	43%
9th Inning	27	8	30%
Extras	0	-	-

ABS CHALLENGES BY UMPIRE

UMPIRE	CHALLENGES	OVERTURNED CALLS	OVERTURNED RATE (%)
David Arrieta	3	2	67%
John Bacon	1	0	0%
Brock Ballou	4	2	50%
Mark Bass	7	2	29%
Reed Basner	4	2	50%
Matthew Bates	5	3	60%
Jhonatan Biarreta	10	4	40%
Sam Burch	10	5	50%
Matthew Brown	6	3	50%
Cody Clark	4	0	0%
Paul Clemons	4	0	0%
Trevor Danneger	2	0	0%
Darius Ghani	3	1	33%
Luis Hernandez	8	4	50%
Steven Jaschinski	3	2	67%
James Jean	2	0	0%
Edwin Jimenez	3	2	67%
Tyler Jones	6	2	33%
Dexter Kelley	4	0	0%
Jude Koury	1	0	0%
Louie Krupa	1	0	0%
Chris Marco	7	3	43%
Jose Matamoros	3	1	33%
Raul Moreno	5	2	40%
Robert Nunez	5	1	20%
Cody Oakes	2	0	0%
Jennifer Pawol	7	4	57%
Anthony Perez	3	1	33%
Dane Ponsack	3	1	33%
Mike Rains	4	1	25%
Randy Rosenberg	9	3	33%
Derek Thomas	5	2	40%
Nate Tomlinson	4	2	50%
Kelvis Velez	17	10	59%
Tom West	4	2	50%
Lew Williams III	8	5	63%
Dillon Wilson	7	3	43%
Matt Winter	7	6	86%

ABS SUCCESSFUL CHALLENGE TRACKER (81-FOR-191 / 42.4%)

#	GM # - DATE	OPPONENT	PLAYER CHALLENGING	POSITION	INNING	CALL (COUNT)	OVERTURNED?	PLAY RESULT (COUNT)	OPPONENT	UMPIRE
6.	31 - May 7	vs. Louisville	Brewer Hicklen	Batter	▼ 3	Strike (3-2)	YES	Walk (3-2)	Andrew Abbott (P)	Randy Rosenberg
9.	35 - May 12	@ Scranton/WB	Jakson Reetz	Catcher	▼ 5	Ball (0-0)	YES	Lineout, L9 (0-2)	Carlos Narvaez (C)	Dillon Wilson
10.	35 - May 12	@ Scranton/WB	Jakson Reetz	Catcher	▼ 7	Ball (2-1)	YES	Strikeout Looking (2-2)	Jamie Westbrook (2B)	Dillon Wilson
17.	37 - May 14	@ Scranton/WB	Jakson Reetz	Catcher	▼ 7	Ball (2-2)	YES	Strikeout Looking (2-2)	Franchy Cordero (RF)	Robert Nunez
20.	42 - May 20	vs. Toledo	Jakson Reetz	Catcher	▲ 2	Ball (2-2)	YES	Strikeout Looking (2-2)	Donny Sands (C)	Jhonatan Biarreta
21.	42 - May 20	vs. Toledo	Jakson Reetz	Catcher	▲ 3	Ball (1-1)	YES	Groundout, 5-3 (1-2)	Justyn-Henry Malloy (3B)	Jhonatan Biarreta
24.	42 - May 20	vs. Toledo	Jakson Reetz	Catcher	▲ 6	Ball (3-0)	YES	RBI Walk (3-2)	Justyn-Henry Malloy (3B)	Jhonatan Biarreta
26.	43 - May 21	vs. Toledo	Jakson Reetz	Catcher	▲ 2	Ball (0-1)	YES	Walk (3-2)	Donny Sands (C)	Kelvis Velez
27.	43 - May 21	vs. Toledo	Angelo Castellano	Batter	▼ 4	Strike (0-1)	YES	Flyout, F8 (2-2)	Ashton Goudeau (P)	Kelvis Velez
29.	43 - May 21	vs. Toledo	Brewer Hicklen	Batter	▼ 5	Strike (1-0)	YES	Lineout, L7 (2-1)	Seth Elledge (P)	Kelvis Velez
31.	43 - May 21	vs. Toledo	Dairon Blanco	Batter	▼ 6	Strike (3-2)	YES	Walk (3-2)	Seth Elledge (P)	Kelvis Velez
32.	43 - May 21	vs. Toledo	Drew Waters	Batter	▼ 6	Strike (0-2)	YES	Double (1-2)	Seth Elledge (P)	Kelvis Velez
33.	43 - May 21	vs. Toledo	Logan Porter	Batter	▼ 6	Strike (1-1)	YES	Walk (3-2)	Braden Bristo (P)	Kelvis Velez
34.	43 - May 21	vs. Toledo	Jakson Reetz	Catcher	▲ 9	Ball (1-0)	YES	Double Play, 5-4-3 (2-2)	Donny Sands (C)	Kelvis Velez
36.	47 - May 26	@ St. Paul	Jakson Reetz	Catcher	▼ 6	Ball (3-1)	YES	Strikeout Swinging (3-2)	Chris Williams (DH)	Derek Thomas
37.	47 - May 26	@ St. Paul	Jakson Reetz	Catcher	▼ 6	Ball (0-0)	YES	Groundout, 1-3 (0-1)	Andrew Bechtold (3B)	Derek Thomas
41.	48 - May 27	@ St. Paul	Jonah Dipoto	Pitcher	▼ 5	Ball (1-0)	YES	Strikeout Swinging (2-2)	Andrew Bechtold (2B)	Darius Ghani
44.	49 - May 28	@ St. Paul	Jakson Reetz	Catcher	▼ 5	Ball (0-1)	YES	Strikeout Swinging (0-2)	Alex De Goti (2B)	Mike Rains
53.	55 - June 4	vs. Memphis	Logan Porter	Catcher	▲ 6	Ball (0-0)	YES	Groundout, 6-3 (2-2)	Juniel Querecuto (CF)	Mark Bass
55.	59 - June 9	@ Indianapolis	Logan Porter	Batter	▲ 3	Strike (0-0)	YES	Flyout, F9 (2-1)	Kent Emanuel (P)	Lew Williams III
56.	59 - June 9	@ Indianapolis	Jakson Reetz	Catcher	▲ 7	Ball (0-1)	YES	Strikeout Swinging (0-2)	Nick Gonzales (2B)	Lew Williams III
57.	59 - June 9	@ Indianapolis	Jakson Reetz	Catcher	▼ 9	Ball (0-0)	YES	Strikeout Swinging (0-2)	Ryan Vilade (CF)	Lew Williams III
61.	60 - June 10	@ Indianapolis	Jakson Reetz	Batter	▲ 7	Strike (0-2)	YES	Groundout, 6-3 (2-2)	Tyler Chatwood (P)	Sam Burch
64.	65 - June 17	vs. Columbus	Adeiny Hechavarria	Batter	▼ 4	Strike (3-1)	YES	Walk (3-1)	Luis Oviedo (P)	Luis Hernandez
67.	65 - June 17	vs. Columbus	Logan Porter	Catcher	▲ 7	Ball (1-1)	YES	Single (1-2)	George Valera (RF)	Luis Hernandez
70.	66 - June 18	vs. Columbus	José Briceño	Catcher	▲ 8	Ball (1-0)	YES	Groundout, 4-3 (2-2)	Jhonkensy Noel (1B)	Jose Matamoros
71.	70 - June 23	@ Rochester	Clay Dungan	Batter	▲ 6	Strike (1-2)	YES	Single (2-2)	Joan Adon (P)	Steven Jaschinski
72.	70 - June 23	@ Rochester	Logan Porter	Batter	▲ 8	Strike (1-0)	YES	Strikeout Looking (2-2)	Amos Willingham (P)	Steven Jaschinski
76.	71 - June 24	@ Rochester	José Briceño	Catcher	▼ 6	Ball (1-0)	YES	Walk (3-2)	Travis Blankenhorn (LF)	Chris Marco
78.	72 - June 25	@ Rochester	John Rave	Batter	▲ 3	Ball (1-2)	YES	Strikeout Swinging (2-2)	Sean Doolittle (L)	Tom West
81.	76 - July 2 [G1]	vs. Iowa	Clay Dungan	Batter	▼ 5	Strike (1-0)	YES	RBI Single (2-1)	Rowan Wick (P)	Randy Rosenberg
82.	76 - July 2 [G1]	vs. Iowa	Nate Eaton	Batter	▼ 6	Strike (1-0)	YES	Strikeout Swinging (2-2)	Rowan Wick (P)	Randy Rosenberg
85.	78 - July 3	vs. Iowa	Logan Porter	Catcher	▲ 4	Ball (0-1)	YES	Walk (3-2)	Dom Nuñez (C)	Tyler Jones
87.	78 - July 3	vs. Iowa	Clay Dungan	Batter	▼ 7	Strike (0-0)	YES	Strikeout Looking (2-2)	Bailey Horn (P)	Tyler Jones
89.	82 - July 7	@ Gwinnett	Logan Porter	Batter	▲ 3	Strike (2-1)	YES	Walk (3-1)	Jared Shuster (P)	Matthew Bates
90.	82 - July 7	@ Gwinnett	Logan Porter	Batter	▲ 3	Strike (3-1)	YES	Walk (3-1)	Jared Shuster (P)	Matthew Bates
92.	82 - July 7	@ Gwinnett	Logan Porter	Catcher	▼ 9	Ball (3-0)	YES	Walk (3-2)	Chadwick Tromp (C)	Matthew Bates
96.	86 - July 16	vs. Indianapolis	Christian Chamberlain	Pitcher	▲ 3	Ball (2-2)	YES	Strikeout Looking (2-2)	Canaan Smith-Njigba (RF)	Jennifer Pawol
97.	86 - July 16	vs. Indianapolis	Christian Chamberlain	Pitcher	▲ 4	Ball (1-1)	YES	RBI Double (1-2)	Vinny Capra (3B)	Jennifer Pawol
98.	86 - July 16	vs. Indianapolis	Christian Chamberlain	Pitcher	▲ 4	Ball (2-2)	YES	Strikeout Looking (2-2)	Josh Bissonette (2B)	Jennifer Pawol
100.	86 - July 16	vs. Indianapolis	Jackson Kowar	Pitcher	▲ 8	Ball (2-2)	YES	Strikeout Looking (2-2)	Aaron Shackleford (DH)	Jennifer Pawol
103.	90 - July 21	vs. St. Paul	Logan Porter	Catcher	▲ 7	Ball (1-0)	YES	Walk (3-2)	Kyle Garlick (1B)	Matthew Brown
104.	90 - July 21	vs. St. Paul	Logan Porter	Catcher	▲ 7	Ball (0-0)	YES	Fielder's Choice, 6-4 (1-2)	Chris Williams (C)	Matthew Brown
106.	90 - July 21	vs. St. Paul	Christian Chamberlain	Pitcher	▲ 8	Ball (0-1)	YES	Strikeout Swinging (0-2)	Ernie Yake (3B)	Matthew Brown
109.	91 - July 22	vs. St. Paul	Tyler Gentry	Batter	▼ 2	Strike (2-1)	YES	Walk (3-1)	Dallas Keuchel (P)	David Arrieta
110.	91 - July 22	vs. St. Paul	José Briceño	Catcher	▲ 8	Ball (0-1)	YES	Groundout, 6-3 (1-2)	Trevor Larnach (LF)	David Arrieta
114.	96 - July 28	@ Columbus	CJ Alexander	Batter	▲ 6	Strike (2-2)	YES	Walk (3-2)	Randy Labaut (P)	Luis Hernandez
115.	96 - July 28	@ Columbus	Nate Eaton	Batter	▼ 7	Strike (1-0)	YES	Fielder's Choice, 6-4 (1-1)	Jhon Romero (P)	Luis Hernandez
118.	97 - July 29	@ Columbus	José Briceño	Catcher	▼ 3	Ball (1-1)	YES	Strikeout Swinging (1-2)	Daniel Schneemann (3B)	Nate Tomlinson
119.	97 - July 29	@ Columbus	José Briceño	Catcher	▼ 5	Ball (1-1)	YES	Double Play, 4-6-3 (1-2)	Daniel Schneemann (3B)	Nate Tomlinson
125.	102 - August 4	@ Louisville	Clay Dungan	Batter	▲ 8	Strike (0-0)	YES	Single (2-1)	Tony Santillan (P)	Brock Ballou
126.	102 - August 4	@ Louisville	Nelson Velázquez	Batter	▲ 8	Strike (2-0)	YES	Flyout, F9 (3-0)	Tony Santillan (P)	Brock Ballou
130.	103 - August 6	@ Louisville	José Briceño	Catcher	▼ 2	Ball (1-2)	YES	Strikeout Looking (1-2)	Jason Vosler (3B)	Mark Bass
133.	108 - August 11	vs. Iowa	Tucker Bradley	Batter	▼ 7	Strike (2-2)	YES	Single (3-2)	Bailey Horn (P)	Chris Marco
135.	108 - August 11	vs. Iowa	Logan Porter	Batter	▼ 9	Strike (1-1)	YES	Walk (3-1)	Cam Sanders (P)	Chris Marco
136.	109 - August 12	vs. Iowa	Nick Loftin	Batter	▼ 1	Strike (0-0)	YES	Strikeout Swinging (2-2)	Tyler Duffey (P)	Tom West
139.	113 - August 18	@ Toledo	CJ Alexander	Batter	▼ 7	Strike (1-2)	YES	Strikeout Looking (2-2)	Blair Calvo (P)	Edwin Jimenez
140.	113 - August 18	@ Toledo	Nick Pratto	Batter	▲ 8	Strike (0-1)	YES	Strikeout Looking (1-2)	Sam Clay (P)	Edwin Jimenez
143.	114 - August 19	@ Toledo	Logan Porter	Catcher	▼ 5	Ball (0-0)	YES	Groundout, 3-6 (1-2)	Wenceel Perez (2B)	Kelvis Velez
144.	114 - August 19	@ Toledo	Nick Loftin	Batter	▲ 8	Strike (3-2)	YES	Walk (3-2)	Layne Henderson (P)	Kelvis Velez
147.	115 - August 20	@ Toledo	Nick Loftin	Batter	▲ 9	Strike (0-2)	YES	Strikeout Looking (2-2)	Miguel Diaz (P)	Jhonatan Biarreta
149.	120 - August 26	vs. St. Paul	Logan Porter	Catcher	▲ 1	Ball (1-1)	YES	Strikeout Swinging (1-2)	Anthony Prato (SS)	Dillon Wilson
152.	121 - August 27	vs. St. Paul	Max Castillo	Pitcher	▲ 1	Ball (3-2)	YES	Strikeout Looking (3-2)	Willi Castro (3B)	Raul Moreno
154.	121 - August 27	vs. St. Paul	Bubba Thompson	Batter	▼ 2	Strike (0-0)	YES	Groundout, 5-3 (2-1)	Ronny Henriquez (P)	Raul Moreno
155.	125 - September 1	vs. Louisville	Angelo Castellano	Batter	▼ 2	Strike (0-1)	YES	Flyout, F9 (2-1)	Randy Wynne (P)	Matt Winter
156.	125 - September 1	vs. Louisville	Angelo Castellano	Batter	▼ 2	Strike (1-1)	YES	Flyout, F9 (2-1)	Randy Wynne (P)	Matt Winter
158.	125 - September 1	vs. Louisville	Logan Porter	Catcher	▲ 8	Ball (1-2)	YES	Strikeout Looking (1-2)	Jhony Pereda (1B)	Matt Winter
159.	125 - September 1	vs. Louisville	Logan Porter	Batter	▼ 8	Strike (1-1)	YES	Groundout, 1-3 (2-2)	Levi Stoudt (P)	Matt Winter
160.	125 - September 1	vs. Louisville	Clay Dungan	Batter	▼ 9	Strike (2-0)	YES	Walk (3-0)	Levi Stoudt (P)	Matt Winter
161.	125 - September 1	vs. Louisville	John Rave	Batter	▼ 9	Strike (0-0)	YES	Strikeout Swinging (3-2)	Kevin Herget (P)	Matt Winter
163.	126 - September 2	vs. Louisville	Max Castillo	Pitcher	▲ 4	Ball (0-0)	YES	Strikeout Swinging (1-2)	Jhony Pereda (1B)	Lew Williams III
165.	126 - September 2	vs. Louisville	Tyler Gentry	Batter	▼ 6	Strike (0-2)	YES	Fielder's Choice, 6-4 (1-2)	Casey Legumina (P)	Lew Williams III
167.	127 - September 3	vs. Louisville	José Briceño	Catcher	▲ 3	Ball (0-0)	YES	Double Play, 1-6-3 (0-1)	Jacob Hurtubise (CF)	Sam Burch
168.	127 - September 3	vs. Louisville	José Briceño	Catcher	▲ 4	Ball (1-0)	YES	Single (3-2)	Henny Ramos (RF)	Sam Burch
170.	127 - September 3	vs. Louisville	José Briceño	Catcher	▲ 6	Ball (2-2)	YES	Strikeout Looking (2-2)	Jhony Pereda (1B)	Sam Burch
171.	127 - September 3	vs. Louisville	Morgan McCullough	Batter	▼ 6	Strike (1-1)	YES	Walk (3-1)	Eduardo Salazar (P)	Sam Burch
172.	131 - September 8	@ Iowa	Max Castillo	Pitcher	▼ 4	Ball (2-0)	YES	Walk (3-2)	Chase Strumpf (3B)	Anthony Perez
176.	132 - September 9	@ Iowa	Bubba Thompson	Batter	▲ 4	Strike (0-0)	YES	Single (2-1)	Brandon Hughes (P)	Reed Basner
178.	132 - September 9	@ Iowa	CJ Alexander	Batter	▲ 9	Strike (0-1)	YES	Strikeout Looking (1-2)	Nick Burdi (P)	Reed Basner
183.	139 - September 17	vs. Indianapolis	Angelo Castellano	Batter	▼ 7	Strike (1-0)	YES	Walk (3-0)	John O'Reilly (P)	Dane Poncsak
187.	144 - September 23	@ Columbus	Tyler Gentry	Batter	▲ 3	Strike (0-1)	YES	Solo Home Run (3-2)	Jerad Eickhoff (P)	Kelvis Velez

14 of 81 (17.3%) successfully challenged pitches for Omaha have immediately changed the outcome of a plate appearance in favor of the Storm Chasers (i.e. overturned call is Ball 4 on a hitter or Strike 3 for a Pitcher/Catcher, bolded in blue above).

GM #	MARCH	OPPONENT	SCORE	RECORD	STANDINGS, DIV	WIN	LOSS	SAVE	TEMP.	1ST PITCH	TIME	ATT.	HOME ATT.	STORM CHASERS				OPPONENT			
														R	H	E	LO	R	H	E	LO
1.	3/31	@ Indianapolis	W, 8-6	1-0	1st +0.5	C. Snider (1-0)	Y. De Los Santos (0-1)	J. Staumont (1)	66°	7:05 PM	2:54	8,095		8	12	0	14	6	11	2	7
GM #	APRIL	OPPONENT	SCORE	RECORD	STANDINGS, DIV	WIN	LOSS	SAVE	TEMP.	1ST PITCH	TIME	ATT.	HOME ATT.	STORM CHASERS				OPPONENT			
2.	4/1	@ Indianapolis	W, 12-1	2-0	1st +1.0	D. Parrish (1-0)	C. Smith (0-1)	-	42°	1:37 PM	2:26	4,012		12	16	0	11	1	5	2	3
3.	4/2	@ Indianapolis	W, 8-3	3-0	1st +1.0	J. Kowar (1-0)	D. Zamora (0-1)	-	49°	1:36 PM	2:53	4,240		8	12	0	9	3	11	2	10
4.	4/4	TOLEDO	L, 9-2	3-1	2nd -0.5	B. White (1-0)	M. Castillo (0-1)	-	55°	6:42 PM	2:27	3,200	3,200	2	6	0	6	9	12	0	5
5.	4/5	TOLEDO	L, 7-6	3-2	2nd -1.0	T. Holton (1-0)	R. Weiss (0-1)	M. Diaz (2)	35°	12:07 PM	2:40	1,405	4,605	6	8	2	6	7	12	1	9
6.	4/6	TOLEDO	L, 8-5	3-3	3rd -2.0	J. Fry (1-0)	J. Kowar (1-1)	M. Del Pozo (1)	45°	12:06 PM	2:48	1,607	6,212	5	7	1	4	8	10	2	9
7.	4/7	TOLEDO	W, 9-4	4-3	2nd -1.0	J. Heasley (1-0)	R. Olson (0-2)	-	70°	6:35 PM	2:35	1,968	8,180	9	12	0	6	4	9	0	11
8.	4/8	TOLEDO	W, 13-8	5-3	2nd -0.5	M. Martinez (1-0)	M. Lorenzen (0-1)	-	71°	2:05 PM	2:49	2,070	10,250	13	12	3	4	8	13	0	12
9.	4/9	TOLEDO	L, 8-2	5-4	2nd -1.5	T. Holton (2-0)	M. Castillo (0-2)	-	73°	2:11 PM	2:57	2,119	12,369	2	6	3	12	8	13	0	11
10.	4/11	@ Iowa	W, 9-6	5-5	5th -2.5	M. Mayers (0-1)	M. Mayers (0-1)	M. Rodriguez (1)	79°	6:38 PM	2:34	3,557		6	10	0	6	9	7	1	6
11.	4/12	@ Iowa	W, 10-6	6-5	5th -1.5	J. Kowar (2-0)	R. Thompson (0-1)	-	77°	12:09 PM	2:26	4,085		10	12	0	5	6	8	0	4
12.	4/13	@ Iowa	L, 14-1	6-6	6th -2.5	N. Neidert (1-1)	J. Heasley (1-1)	-	81°	6:38 PM	2:18	3,647		1	6	1	4	14	15	0	8
13.	4/14	@ Iowa	W, 11-8	7-6	6th -2.0	C. Snider (2-0)	M. Rodriguez (1-1)	N. Wittgren (1)	79°	3:08 PM	3:16	6,257		11	11	2	10	8	11	3	10
14.	4/15	@ Iowa	PPD/Rain (To be made up April 16)																		
14.	4/16 G1	@ Iowa	Cancelled/Snow																		
15.	4/16 G2	@ Iowa	Cancelled/Snow																		
14.	4/18	WINNETT	L, 4-1	7-7	5th -3.0	T. Tice (2-0)	J. Kowar (2-2)	Y. Rios (1)	70°	6:39 PM	2:24	1,703	14,072	1	7	1	8	4	6	0	8
15.	4/19	WINNETT	L, 6-2	7-8	5th -4.0	B. Burrows (1-0)	J. Heasley (1-2)	-	70°	12:05 PM	2:15	6,641	20,713	2	6	0	5	6	10	0	3
16.	4/20	WINNETT	L, 9-3	7-9	6th -4.5	R. Moran (1-0)	M. Castillo (0-3)	-	56°	6:37 PM	2:47	2,026	22,739	3	3	1	10	9	10	1	5
17.	4/21	WINNETT	L, 7-3	7-10	7th -6.0	A. Winans (1-2)	E. Sisk (0-1)	-	44°	6:36 PM	3:01	2,041	24,780	3	9	2	9	7	11	0	8
18.	4/22	WINNETT	L, 5-2	7-11	6th -7.0	D. Dodd (1-1)	A. Nunez (0-1)	Y. Rios (2)	42°	2:06 PM	2:27	3,025	27,805	2	4	1	2	5	10	0	10
19.	4/23	WINNETT	W, 5-3	8-11	6th -6.0	M. Mayers (1-0)	N. Kingham (0-3)	N. Wittgren (2)	49°	2:06 PM	2:23	2,046	29,851	5	12	3	6	3	8	0	9
20.	4/25	@ Nashville	L, 8-3	8-12	6th -7.0	R. Gasser (1-0)	J. Heasley (1-3)	-	67°	6:39 PM	2:14	4,127		3	5	1	3	8	11	0	6
21.	4/26	@ Nashville	L, 5-0	8-13	7th -8.0	C. Boushley (1-1)	M. Castillo (0-4)	-	68°	6:37 PM	2:27	5,455		0	4	0	5	5	11	1	8
22.	4/27	@ Nashville	W, 2-1	9-13	7th -7.0	A. Cox (1-0)	J. Junk (2-1)	N. Wittgren (3)	61°	7:19 PM	2:28 (44)	3,507		2	8	0	7	1	6	1	8
23.	4/28	@ Nashville	L, 4-3	9-14	7th -7.0	J. Bukauskas (1-0)	J. Dye (0-1)	-	69°	6:37 PM	2:26	6,707		3	5	1	3	4	7	1	4
24.	4/29	@ Nashville	L, 6-5 (10)	9-15	8th -8.0	L. Ercog (3-0)	E. Sisk (0-2)	-	70°	6:39 PM	2:58	9,833		5	8	0	6	6	13	1	15
25.	4/30	@ Nashville	W, 10-6	10-15	7th -7.0	A. Nunez (1-1)	J. Bukauskas (1-1)	-	61°	3:08 PM	3:00 (1:03)	9,469		10	11	1	9	6	9	3	9

APRIL Hitting Results: .250/.337/.441 (200-for-799), 49 2B, 2 3B, 33 HR, 124 R, 99 BB, 38 SB // APRIL Pitching Results: 9-15, 5.65 ERA (133 ER in 212.0 IP), 3/7 SV, 238 H, 30 HR, 104 BB, 198 K, 1.61 WHIP, .284 AVG

GM #	MAY	OPPONENT	SCORE	RECORD	STANDINGS, DIV	WIN	LOSS	SAVE	TEMP.	1ST PITCH	TIME	ATT.	HOME ATT.	STORM CHASERS				OPPONENT			
														R	H	E	LO	R	H	E	LO
26.	5/2	LOUISVILLE	L, 10-4	10-16	8th -8.0	A. Abbott (1-0)	M. Castillo (0-5)	-	57°	12:06 PM	2:57	2,024	31,875	4	6	0	10	10	14	2	8
27.	5/3	LOUISVILLE	L, 7-4	10-17	10th -9.0	B. Lively (4-0)	M. Martinez (1-1)	-	60°	11:07 AM	2:20	3,364	35,239	4	10	1	5	7	11	0	7
28.	5/4	LOUISVILLE	L, 12-10	10-18	10th -9.0	R. Wynne (1-1)	D. Parrish (1-1)	-	77°	6:36 PM	2:45	3,333	38,572	10	11	1	9	12	13	4	4
29.	5/5	LOUISVILLE	W, 6-2	11-18	10th -8.0	M. Mayers (2-1)	B. Williamson (1-4)	J. Kowar (1)	63°	6:36 PM	2:14	5,735	44,307	6	5	0	3	2	7	1	7
30.	5/6	LOUISVILLE	W, 11-9	12-18	8th -7.5	E. Sisk (1-2)	J. Kuhnel (0-1)	J. Cuas (1)	78°	6:37 PM	2:57	3,872	48,179	11	12	0	8	9	13	1	6
31.	5/7	LOUISVILLE	L, 4-3	12-19	9th -7.0	Z. Brown (1-1)	B. Kriske (0-1)	A. Busenitz (3)	82°	2:07 PM	2:46	2,469	50,648	3	8	0	7	4	6	0	8
32.	5/9	@ Scranton/WB	L, 14-2	12-20	9th -8.0	M. Spence (3-2)	D. Parrish (1-2)	-	68°	6:06 PM	2:20	3,053		2	4	1	2	14	18	1	7
33.	5/10	@ Scranton/WB	L, 4-3	12-21	10th -8.5	A. McGarity (3-0)	D. Coleman (0-1)	-	60°	11:05 AM	2:41	5,829		3	5	0	9	4	4	1	6
34.	5/11	@ Scranton/WB	W, 4-3 (11)	13-21	9th -8.5	A. Nunez (2-1)	D. Snelten (0-2)	-	76°	6:37 PM	3:02	3,691		4	4	0	6	3	8	2	10
35.	5/12	@ Scranton/WB	W, 3-2	14-21	9th -8.5	D. Lynch (1-0)	R. Vasquez (0-5)	N. Wittgren (4)	79°	6:35 PM	2:22	4,142		3	8	0	5	2	4	1	6
36.	5/13	@ Scranton/WB	L, 8-6	14-22	10th -9.0	A. McGarity (4-0)	B. Kriske (0-2)	-	76°	4:05 PM	2:32	5,027		6	14	0	6	8	10	0	5
37.	5/14	@ Scranton/WB	W, 6-3	15-22	9th -8.0	J. Dipoto (1-0)	D. Snelten (0-3)	N. Wittgren (5)	75°	1:06 PM	3:02	3,058		6	7	0	6	3	9	1	11
38.	5/16	TOLEDO	L, 9-2	15-23	10th -8.0	H. Hembree (4-1)	J. Heasley (1-4)	-	77°	6:36 PM	2:45	2,001	52,649	2	9	1	15	9	12	0	6
39.	5/17	TOLEDO	W, 16-8	16-23	10th -7.5	W. Pennington (1-0)	Z. Logue (1-3)	-	83°	6:37 PM	2:54	2,218	54,867	16	18	0	8	8	14	2	3
40.	5/18	TOLEDO	W, 9-0	17-23	10th -6.5	A. Cox (2-0)	B. Hanifee (0-3)	-	78°	6:37 PM	2:31	3,529	58,396	9	14	0	8	0	3	0	6
41.	5/19	TOLEDO	W, 9-1	18-23	10th -6.0	A. Nunez (3-1)	A. Bergner (1-1)	-	66°	6:36 PM	2:41	5,058	63,454	9	12	1	9	1	6	1	8
42.	5/20	TOLEDO	L, 4-1	18-24	10th -7.5	R. Olson (2-3)	J. McArthur (0-1)	M. Diaz (7)	75°	6:38 PM	2:47	6,882	70,336	1	2	0	8	4	5	1	8
43.	5/21	TOLEDO	W, 8-4	19-24	10th -6.5	N. Wittgren (1-0)	S. Elledge (0-1)	-	81°	5:07 PM	2:50	3,995	74,331	8	12	0	9	4	15	2	11
44.	5/23	@ St. Paul	W, 6-1	20-24	10th -6.5	D. Lynch (2-0)	S. Woods Richardson (0-5)	-	76°	11:09 AM	2:24	7,436		6	10	0	10	1	6	0	7
45.	5/24	@ St. Paul	L, 6-5	20-25	10th -6.5	O. Ortega (2-0)	B. Kriske (0-3)	-	68°	7:08 PM	3:00	4,222		5	11	1	12	6	9	2	9
46.	5/25	@ St. Paul	L, 8-6	20-26	10th -7.5	R. Henriquez (1-0)	A. Nunez (3-2)	P. Murphy (2)	74°	7:09 PM	2:50	7,218		6	10	3	12	8	10	2	6
47.	5/26	@ St. Paul	W, 6-4	21-26	9th -6.5	D. Parrish (2-0)	C. Sadzeck (1-3)	D. Coleman (1)	77°	7:08 PM	2:59	6,080		6	8	1	8	4	8	1	9
48.	5/27	@ St. Paul	L, 14-1	21-27	9th -7.5	R. Dobnak (2-1)	J. Heasley (1-5)	-	80°	7:10 PM	2:51	6,386		1	6	3	8	14	16	1	10
49.	5/28	@ St. Paul	L, 10-6	21-28	10th -8.5	J. Winder (3-1)	J. Kowar (2-3)	-	82°	5:12 PM	2:28	8,640		6	11	2	4	10	9	1	2
50.	5/30	MEMPHIS	W, 7-6	22-28	9th -8.0	A. Veneziano (1-0)	J. Woodford (0-1)	B. Kriske (1)	82°	7:06 PM	2:32	2,352	76,683	7	12	0	6	6	6	3	8
51.	5/31	MEMPHIS	L, 9-4	22-29	10th -8.5	M. McGreevy (4-0)	A. Cox (2-1)	-	84°	7:06 PM	2:37	5,049	81,732	4	9	2	8	9	11	2	8

MAY Hitting Results: .269/.366/.436 (238-for-885), 53 2B, 7 3B, 27 HR, 148 R, 120 BB, 58 SB // MAY Pitching Results: 12-14, 5.61 ERA (162 ER in 229.1 IP), 6/12 SV, 247 H, 46 HR, 126 BB, 235 K, 1.63 WHIP, .278 AVG

GM #	JUNE	OPPONENT	SCORE	RECORD	STANDINGS, DIV	WIN	LOSS	SAVE	TEMP.	1ST PITCH	TIME	ATT.	HOME ATT.	STORM CHASERS				OPPONENT			
														R							

GM #	JUNE	OPPONENT	SCORE	RECORD	STANDINGS, LG	WIN	LOSS	SAVE	TEMP.	1ST PITCH	TIME	ATT.	HOME ATT.	STORM CHASERS				OPPONENT			
														R	H	E	LO	R	H	E	LO
73.	6/28	IOWA	L, 9-2	0-1, 38-35	110th -1.0	C. Kilian (5-1)	B. Hanifee (0-3)	-	83°	12:07 PM	2:33	3,776	131,378	2	5	1	5	9	7	0	8
74.	6/29	IOWA	W, 8-3	1-1, 39-x-35	17th -1.0	M. Mayers (3-1)	R. Thompson (2-5)	-	89°	7:09 PM	2:44	5,951	137,329	8	12	0	11	3	3	1	4
75.	6/30	IOWA	L, 6-5	1-2, 39-36	111th -2.0	M. Rodriguez (2-3)	J. Kowar (2-4)	-	82°	7:08 PM	2:52	6,012	143,341	5	9	0	10	6	8	2	5

JUNE Hitting Results: .281/.380/.450 (226-for-804), 55 2B, 3 3B, 25 HR, 152 R, 125 BB, 45 SB // JUNE Pitching Results: 16-6, 4.35 ERA (104 ER in 215.1 IP), 6/11 SV, 187 H, 26 HR, 127 BB, 219 K, 1.46 WHIP, .232 AVG

GM #	JULY	OPPONENT	SCORE	RECORD	STANDINGS, LG	WIN	LOSS	SAVE	TEMP.	1ST PITCH	TIME	ATT.	HOME ATT.	STORM CHASERS				OPPONENT			
														R	H	E	LO	R	H	E	LO
76.	7/1	IOWA	PPD/Rain (Made up July 2, 6-2 loss)																		
76.	7/2 G1	IOWA	W, 11-1 (7)	2-2, 40-36	18th -1.5	J. Bowlan (2-0)	C. Clarke (0-3)	-	84°	2:07 PM	2:20	-	143,341	11	16	0	6	1	4	0	8
77.	7/2 G2	IOWA	L, 6-2 (7)	2-3, 40-37	113th -3.0	N. Neidert (4-3)	C. Ragans (0-1)	-	87°	5:06 PM	1:46	6,764	150,105	2	6	0	3	6	10	0	3
78.	7/3	IOWA	L, 7-6	2-4, 40-38	114th -4.0	B. Brown (4-5)	A. Zerpa (0-1)	M. Rodriguez (10)	88°	7:08 PM	2:41	9,023	159,128	6	5	1	5	7	9	1	5
79.	7/4	@ Gwinnett	L, 3-2	2-5, 40-39	115th -4.0	R. Muñoz (2-2)	J. Kowar (2-5)	G. Holmes (5)	88°	7:07 PM	2:14	10,067		1	3	1	0	3	4	0	6
80.	7/5	@ Gwinnett	L, 8-7 (10)	2-6, 40-40	115th -4.0	B. Burrows (3-2)	B. Kriske (0-4)	-	83°	7:07 PM	3:08	1,811		7	13	1	9	8	10	0	9
81.	7/6	@ Gwinnett	L, 9-6	2-7, 40-41	118th -5.0	N. Margevicius (3-2)	E. Sisk (2-3)	G. Holmes (6)	81°	7:08 PM	2:21	2,761		6	10	1	4	9	6	0	2
82.	7/7	@ Gwinnett	W, 7-1	3-7, 41-41	116th -4.5	C. Ragans (1-1)	J. Shuster (2-2)	J. Bowlan (1)	80°	8:13 PM	2:45 (1:08)	4,515		7	13	0	13	1	7	0	8
83.	7/8	@ Gwinnett	Cancelled/Wet Grounds																		
83.	7/9	@ Gwinnett	L, 8-1	3-8, 41-42	118th -5.5	A. Winans (7-3)	B. Keller (0-2)	-	83°	1:06 PM	2:23	5,129		1	3	1	3	8	8	0	7
84.	7/14	INDIANAPOLIS	L, 13-5	3-9, 41-43	118th -5.5	K. Emanuel (7-3)	A. Zerpa (0-2)	-	82°	7:08 PM	2:49	5,184	164,312	5	12	0	12	13	13	0	9
85.	7/15	INDIANAPOLIS	W, 8-3	4-9, 42-43	118th -5.5	W. Pennington (3-0)	C. Alldred (5-2)	-	85°	7:08 PM	2:35	5,768	170,080	8	8	0	5	3	9	0	9
86.	7/16	INDIANAPOLIS	L, 11-4	4-10, 42-44	118th -6.0	J. Jones (2-1)	B. Keller (0-3)	-	84°	5:06 PM	2:48	5,553	175,633	4	10	0	8	11	14	0	9
87.	7/18	ST. PAUL	W, 1-0	5-10, 43-44	118th -5.0	W. Pennington (4-0)	J. Winder (5-2)	-	65°	12:07 PM	2:00	2,525	178,158	1	5	0	5	0	2	1	4
88.	7/19	ST. PAUL	L, 9-4	5-11, 43-45	118th -6.0	L. Varland (4-0)	J. Bowlan (2-1)	A. Sanchez (1)	79°	7:07 PM	2:49	3,927	182,085	4	7	0	5	9	8	0	14
89.	7/20	ST. PAUL	L, 6-5	5-12, 43-46	118th -7.0	A. Brice (1-1)	S. Cruz (0-1)	P. Murphy (6)	79°	7:06 PM	2:44	5,555	187,640	5	10	0	9	6	10	0	9
90.	7/21	ST. PAUL	W, 5-4	6-12, 44-46	118th -6.5	C. Chamberlain (1-1)	J. Winder (5-2)	-	81°	7:07 PM	2:36	6,598	194,238	5	10	0	9	4	6	1	7
91.	7/22	ST. PAUL	W, 8-5	7-12, 45-46	7th -6.0	W. Klein (1-0)	B. Enlow (2-3)	-	83°	7:07 PM	2:27	5,528	199,766	8	9	0	6	5	9	2	4
92.	7/23	ST. PAUL	W, 3-1	8-12, 46-46	17th -5.0	J. McArthur (1-1)	P. Murphy (5-2)	W. Klein (1)	89°	5:07 PM	2:12	4,877	204,643	3	8	0	7	1	6	0	6
93.	7/25	@ Columbus	L, 10-2	8-13, 46-47	17th -5.5	J. Eichhoff (1-2)	M. Murphy (2-2)	-	85°	7:06 PM	2:52	11,084		2	5	0	9	10	11	2	8
94.	7/26	@ Columbus	W, 5-2	9-13, 47-47	17th -5.5	W. Pennington (5-0)	C. Smith (2-1)	W. Klein (2)	85°	12:06 PM	2:43	10,100		5	7	1	11	2	6	0	5
95.	7/27	@ Columbus	W, 5-2	10-13, 48-47	17th -4.5	C. Ragans (2-1)	H. Gaddis (1-7)	J. Kowar (2)	88°	7:05 PM	2:53	7,261		5	8	0	10	2	5	2	11
96.	7/28	@ Columbus	W, 7-6	11-13, 49-47	15th -4.0	M. Castillo (3-6)	T. Ponticelli (2-8)	W. Klein (3)	82°	7:05 PM	2:50	7,838		7	8	0	6	6	9	0	4
97.	7/29	@ Columbus	L, 6-3	11-14, 49-48	116th -5.0	P. Diehl (3-1)	A. Veneziano (4-1)	T. Herrin (2)	84°	7:06 PM	2:41	10,100		3	11	0	14	6	8	0	4
98.	7/30	@ Columbus	W, 7-5	12-14, 50-48	15th -5.0	J. Bowlan (3-2)	P. Battenhoff (0-3)	-	85°	4:07 PM	2:12	9,008		7	7	1	3	5	8	0	7

JULY Hitting Results: .256/.347/.443 (194-for-757), 42 2B, 6 3B, 29 HR, 113 R, 102 BB, 22 SB // JULY Pitching Results: 11-12, 5.41 ERA (119 ER in 198.0 IP), 5/8 SV, 182 H, 32 HR, 112 BB, 203 K, 1.48 WHIP, .245 AVG

GM #	AUGUST	OPPONENT	SCORE	RECORD	STANDINGS, LG	WIN	LOSS	SAVE	TEMP.	1ST PITCH	TIME	ATT.	HOME ATT.	STORM CHASERS				OPPONENT			
														R	H	E	LO	R	H	E	LO
99.	8/1	@ Louisville	L, 3-2	12-15, 50-49	116th -5.0	T. Santillan (1-1)	W. Klein (1-1)	-	86°	6:38 PM	2:37	4,970		2	4	1	7	3	4	2	8
100.	8/2	@ Louisville	L, 5-4	12-16, 50-50	17th -6.0	A. Busenitz (3-2)	C. Chamberlain (1-2)	-	79°	6:37 PM	2:25	4,023		4	4	3	4	5	6	0	7
101.	8/3	@ Louisville	L, 11-2	12-17, 50-51	17th -6.0	R. Meisinger (1-1)	D. Parrish (4-3)	-	83°	6:36 PM	2:44	4,339		2	5	3	7	11	14	0	12
102.	8/4	@ Louisville	L, 8-3	12-18, 50-52	17th -7.0	L. Stoudt (3-3)	A. Veneziano (4-2)	-	90°	7:17 PM	2:40	4,746		3	8	1	7	8	12	0	9
103.	8/5	@ Louisville	L, 5-1	12-19, 50-53	118th -7.5	V. Gutierrez (1-0)	J. Bowlan (3-3)	-	85°	7:19 PM	2:29	6,673		1	6	2	7	5	10	1	9
104.	8/6	@ Louisville	L, 5-4	12-20, 50-54	118th -8.0	S. Bracho (2-1)	W. Klein (1-2)	-	84°	1:08 PM	2:29	4,802		4	8	0	10	5	9	0	6
105.	8/8	IOWA	L, 8-2	12-21, 50-55	118th -8.0	A. Kay (1-0)	W. Pennington (5-1)	B. Horn (1)	84°	7:06 PM	2:29	3,216	207,859	2	5	2	6	8	7	0	8
106.	8/9	IOWA	L, 20-1	12-22, 50-56	118th -9.0	L. Little (1-0)	D. Parrish (4-4)	-	80°	7:07 PM	2:48	2,760	210,619	1	4	1	4	20	17	0	9
107.	8/10	IOWA	L, 10-3	12-23, 50-57	19th -10.0	C. Clarke (2-4)	W. Pennington (5-2)	-	84°	7:07 PM	2:44	4,994	215,613	3	6	0	8	10	11	1	7
108.	8/11	IOWA	L, 9-4	12-24, 50-58	19th -11.0	A. Kay (2-0)	E. Sisk (2-4)	-	87°	7:07 PM	3:20	7,379	222,992	4	10	1	12	9	13	0	10
109.	8/12	IOWA	L, 7-4	12-25, 50-59	19th -11.0	S. Reyes (1-0)	B. de Geus (0-1)	L. Little (1)	88°	5:35 PM	2:33	9,023	232,015	4	7	1	5	7	9	0	8
110.	8/15	@ Toledo	W, 11-8	13-25, 51-59	19th -10.5	C. Snider (5-1)	J. O'Loughlin (1-5)	-	69°	6:37 PM	2:42	4,837		11	15	1	6	8	15	1	7
111.	8/16	@ Toledo	L, 8-2	13-26, 51-60	19th -11.5	K. Montero (1-1)	D. Parrish (4-5)	-	81°	6:36 PM	2:30	4,594		2	13	0	15	8	10	1	8
112.	8/17	@ Toledo	L, 4-2	13-27, 51-61	19th -12.5	G. Hill (3-1)	A. Veneziano (4-3)	-	80°	6:36 PM	2:16 (1:17)	5,898		2	7	2	7	4	10	0	9
113.	8/18	@ Toledo	L, 5-0	13-28, 51-62	19th -13.5	S. Gipson-Long (1-2)	J. Bowlan (3-4)	-	73°	7:05 PM	2:45	7,034		0	8	0	11	5	10	0	8
114.	8/19	@ Toledo	W, 5-3	14-28, 52-62	19th -13.5	J. McArthur (2-1)	Z. Logue (3-8)	C. Snider (3)	78°	7:06 PM	2:43	8,491		5	7	1	6	3	5	0	7
115.	8/20	@ Toledo	L, 3-0	14-29, 52-63	19th -13.5	J. O'Loughlin (2-5)	A. Hoffmann (0-1)	-	88°	4:05 PM	2:18	7,804		0	1	1	6	3	4	2	8
116.	8/22	ST. PAUL	W, 14-4	15-29, 53-63	19th -12.5	M. Castillo (4-6)	L. Varland (7-1)	-	96°	6:38 PM	2:40	1,969	233,984	14	13	0	9	4	8	1	7
117.	8/23	ST. PAUL	L, 6-4	15-30, 53-64	19th -13.0	K. Funderburk (4-1)	W. Klein (1-3)	-	98°	6:37 PM	2:27	2,165	236,149	4	5	1	4	6	12	0	9
118.	8/24	ST. PAUL	L, 10-7	15-31, 53-65	19th -13.5	M. Boyle (3-0)	J. Bowlan (3-5)	J. Moran (1)	100°	6:37 PM	3:00	2,799	238,948	7	7	2	5	10	18	1	11
119.	8/25	ST. PAUL	L, 9-3	15-32, 53-66	19th -13.5	S. Woods Richardson (5-6)	J. Barlow (0-1)	-	86°	6:37 PM	2:37	4,015	242,963	3	7	2	7	9	12	1	4
120.	8/26	ST. PAUL	W, 7-3	16-32, 54-66	19th -13.5	A. Hoffmann (1-1)	R. Dobnak (4-7)	-	79°	6:37 PM	2:36	5,698	248,661	7	9	0	6	3	8	0	12
121.	8/27	ST. PAUL	W, 5-3	17-32, 55-66	19th -13.5	M. Castillo (5-6)	M. Boyle (3-1)	J. Heasley (1)	78°	2:07 PM	2:28	5,674	254,335	5	5	0	8	3	5	0	7
122.	8/29	LOUISVILLE																			

LF

Tucker Bradley, 46 (23-23)
John Rave, 17 (10-7)
Nate Eaton, 14 (7-7)
Brewer Hicklen, 14 (4-10)
Dairon Blanco, 11 (6-5)
Edward Olivares, 10 (6-4)
Samad Taylor, 10 (6-4)
Bubba Thompson, 5 (2-3)
Tyler Gentry, 4 (1-3)
Nelson Velázquez, 4 (0-4)
Nick Loftin, 3 (1-2)
Nick Pratto, 3 (1-2)
Devin Mann, 3 (0-3)
Franmil Reyes, 1 (1-0)

CF

John Rave, 27 (10-17)
Dairon Blanco, 26 (13-13)
Bubba Thompson, 24 (15-9)
Nate Eaton, 24 (10-14)
Samad Taylor, 18 (5-13)
Drew Waters, 12 (7-5)
Kyle Isbel, 8 (6-2)
Brewer Hicklen, 5 (2-3)
Nelson Velázquez, 1 (0-1)

RF

Tyler Gentry, 111 (52-59)
John Rave, 15 (5-10)
Nate Eaton, 10 (6-4)
Dairon Blanco, 4 (4-0)
CJ Alexander, 4 (1-3)
Brewer Hicklen, 1 (0-1)

SS

Angelo Castellano, 69 (30-39)
Adeiny Hechavarria, 35 (14-21)
Clay Dungan, 23 (12-11)
Maikel Garcia, 14 (8-6)
Jermaine Palacios, 2 (2-0)
Johan Camargo, 1 (1-0)
Nicky Lopez, 1 (1-0)

2B

Samad Taylor, 55 (31-24)
Clay Dungan, 27 (16-11)
Nick Loftin, 25 (6-19)
Devin Mann, 11 (2-9)
Nate Eaton, 8 (4-4)
Angelo Castellano, 7 (3-4)
Morgan McCullough, 5 (3-3)
Johan Camargo, 3 (2-1)
Michael Massey, 2 (1-1)
Nicky Lopez, 1 (0-1)

3B

Nick Loftin, 46 (24-22)
Clay Dungan, 22 (10-12)
Nate Eaton, 18 (5-13)
Devin Mann, 16 (11-5)
Angelo Castellano, 11 (5-6)
Jermaine Palacios, 10 (6-4)
Maikel Garcia, 10 (2-8)
Johan Camargo, 7 (4-3)
Morgan McCullough, 2 (1-1)
Samad Taylor, 2 (0-2)
Nicky Lopez, 1 (0-1)

SP

Max Castillo, 21 (9-12)
Drew Parrish, 18 (10-8)
Anthony Veneziano, 17 (8-9)
Jonathan Heasley, 15 (8-7)
Jonathan Bowlan, 12 (5-7)
Austin Cox, 9 (5-4)
Andrew Hoffmann, 8 (5-3)
Mike Mayers, 8 (3-5)
Angel Zerpa, 6 (1-5)
Daniel Lynch IV, 5 (3-2)
Cole Ragans, 4 (3-1)
Daniel Mengden, 3 (3-0)
Alec Marsh, 3 (2-1)
Ryan Yarbrough, 3 (1-2)
Evan Sisk, 3 (0-3)
Brad Keller, 2 (1-1)
James McArthur, 2 (1-1)
Joe Barlow, 1 (0-1)
Will Klein, 1 (0-1)
Jackson Kowar, 1 (0-1)
Marcelo Martinez, 1 (0-1)
Walter Pennington, 1 (0-1)
Cody Poteet, 1 (0-1)

1B

CJ Alexander, 56 (25-31)
Nick Pratto, 24 (11-13)
Logan Porter, 22 (12-10)
Angelo Castellano, 14 (6-8)
Matt Beaty, 8 (5-3)
Devin Mann, 7 (2-5)
Jermaine Palacios, 4 (1-3)
Paxton Wallace, 3 (2-1)
Greyson Jenista, 3 (1-2)
Nick Loftin, 2 (2-0)
Johan Camargo, 2 (1-1)

DH

Brewer Hicklen, 34 (22-12)
CJ Alexander, 14 (9-5)
Tucker Bradley, 14 (5-9)
Tyler Gentry, 13 (5-8)
Nate Eaton, 10 (4-6)
John Rave, 9 (7-2)
Dairon Blanco, 7 (4-3)
Matt Beaty, 6 (4-2)
Logan Porter, 5 (1-4)
Nick Loftin, 5 (0-5)
Clay Dungan, 4 (3-1)
Nick Pratto, 3 (1-2)
Jakson Reetz, 3 (1-2)
Franmil Reyes, 3 (1-2)
Edward Olivares, 3 (0-3)
Bubba Thompson, 3 (0-3)
Johan Camargo, 2 (0-2)
Freddy Fermin, 2 (0-2)
Samad Taylor, 2 (0-2)
Kyle Isbel, 1 (1-0)
Michael Massey, 1 (0-1)
Nelson Velázquez, 1 (0-1)

C

Logan Porter, 74 (35-39)
José Briceño, 32 (14-18)
Jakson Reetz, 23 (12-11)
Freddy Fermin, 12 (6-6)
Tyler Cropley, 2 (1-1)
Kale Emshoff, 2 (0-2)

1	2	3	4	5	6	7	8	9
Samad Taylor, 68 (30-38) Clay Dungan, 15 (6-9) Bubba Thompson, 13 (7-6) Drew Waters, 12 (7-5) Brewer Hicklen, 11 (7-4) Dairon Blanco, 9 (7-2) John Rave, 9 (1-8) Nate Eaton, 4 (2-2) Tucker Bradley, 4 (1-3)	Maikel Garcia, 24 (10-14) Nick Loftin, 20 (4-16) Bubba Thompson, 19 (10-9) John Rave, 16 (11-5) Samad Taylor, 16 (11-5) Nate Eaton, 11 (3-8) Kyle Isbel, 9 (7-2) Edward Olivares, 8 (3-5) Matt Beaty, 5 (2-3) Clay Dungan, 3 (2-1) Tucker Bradley, 3 (1-2) Nicky Lopez, 3 (1-2) Michael Massey, 2 (1-1) Nick Pratto, 2 (1-1) CJ Alexander, 1 (0-1) Adeiny Hechavarria, 1 (0-1) Logan Porter, 1 (0-1)	Tyler Gentry, 63 (31-32) Nick Loftin, 20 (12-8) Nick Pratto, 11 (7-4) Devin Mann, 10 (1-9) Logan Porter, 9 (4-5) John Rave, 8 (2-6) Matt Beaty, 7 (5-2) Edward Olivares, 5 (3-2) Clay Dungan, 4 (1-3) Samad Taylor, 3 (1-2) Nate Eaton, 2 (1-1) Nelson Velázquez, 2 (0-2) Michael Massey, 1 (0-1)	Logan Porter, 37 (18-19) Tyler Gentry, 19 (6-13) Devin Mann, 16 (8-8) Nick Pratto, 16 (5-11) Nate Eaton, 11 (4-7) CJ Alexander, 10 (6-4) John Rave, 10 (5-5) Nick Loftin, 9 (5-4) Johan Camargo, 8 (6-2) Franmil Reyes, 4 (2-2) Matt Beaty, 1 (1-0) Clay Dungan, 1 (1-0) Tyler Gentry, 1 (1-0) Brewer Hicklen, 1 (0-1) Nelson Velázquez, 1 (0-1)	Nick Loftin, 26 (10-16) Nate Eaton, 20 (8-12) Logan Porter, 19 (9-10) John Rave, 16 (7-9) CJ Alexander, 13 (10-3) Tyler Gentry, 13 (7-6) Tucker Bradley, 9 (2-7) Devin Mann, 7 (3-4) Clay Dungan, 5 (4-1) Brewer Hicklen, 5 (4-1) Johan Camargo, 4 (1-3) Jakson Reetz, 2 (2-0) Dairon Blanco, 1 (0-1) Freddy Fermin, 1 (0-1) Greyson Jenista, 1 (0-1) Nick Pratto, 1 (0-1) Nelson Velázquez, 1 (0-1)	Tyler Gentry, 24 (7-17) Nate Eaton, 22 (11-11) CJ Alexander, 20 (7-13) Logan Porter, 17 (7-10) Brewer Hicklen, 11 (6-5) Jakson Reetz, 8 (3-5) Clay Dungan, 6 (4-2) John Rave, 6 (4-2) Nick Loftin, 5 (2-3) Adeiny Hechavarria, 4 (3-1) Tucker Bradley, 4 (2-2) Dairon Blanco, 4 (2-2) Jermaine Palacios, 3 (3-0) Devin Mann, 3 (2-1) Freddy Fermin, 2 (2-0) Nelson Velázquez, 2 (0-2) Matt Beaty, 1 (1-0) José Briceño, 1 (0-1) Greyson Jenista, 1 (1-0) Johan Camargo, 1 (0-1)	CJ Alexander, 19 (9-10) Dairon Blanco, 17 (9-8) Logan Porter, 15 (8-7) Brewer Hicklen, 15 (7-8) Adeiny Hechavarria, 13 (5-8) Clay Dungan, 11 (6-5) Jakson Reetz, 11 (6-5) Nate Eaton, 11 (5-6) Freddy Fermin, 10 (3-7) Jermaine Palacios, 6 (2-4) Tyler Gentry, 5 (4-1) Tucker Bradley, 3 (2-1) Morgan McCullough, 3 (1-2) Angelo Castellano, 1 (1-0) José Briceño, 1 (0-1) Johan Camargo, 1 (0-1) Greyson Jenista, 1 (0-1) Nick Loftin, 1 (0-1) John Rave, 1 (0-1)	José Briceño, 29 (13-16) Clay Dungan, 22 (14-8) Dairon Blanco, 15 (7-8) Tucker Bradley, 12 (6-6) Adeiny Hechavarria, 11 (3-8) CJ Alexander, 10 (3-7) Brewer Hicklen, 10 (3-7) Angelo Castellano, 9 (4-5) Jakson Reetz, 5 (2-3) Tyler Gentry, 4 (3-1) Jermaine Palacios, 4 (3-1) Nate Eaton, 3 (2-1) Logan Porter, 3 (2-1) Kale Emshoff, 2 (1-1) Johan Camargo, 1 (1-0) John Rave, 1 (1-0) Tyler Cropley, 1 (0-1) Morgan McCullough, 1 (0-1)	Angelo Castellano, 91 (39-52) Tucker Bradley, 25 (14-11) Clay Dungan, 9 (3-6) Adeiny Hechavarria, 6 (3-3) Morgan McCullough, 4 (3-1) Jermaine Palacios, 3 (1-2) Dairon Blanco, 2 (2-0) Brewer Hicklen, 1 (1-0) Tyler Cropley, 1 (1-0) Paxton Wallace, 1 (1-0) CJ Alexander, 1 (0-1) José Briceño, 1 (0-1)

DEFENSIVE ERRORS, OUTFIELD ASSISTS AND INFIELD DOUBLE PLAYS BY POSITION

LEFT FIELD			CENTER FIELD			RIGHT FIELD			SHORTSTOP		
	<i>E</i>	<i>A</i>		<i>E</i>	<i>A</i>		<i>E</i>	<i>A</i>		<i>E</i>	<i>DP</i>
Tucker Bradley	–	2	John Rave	–	–	Tyler Gentry	1	6	Angelo Castellano	14	46
John Rave	–	2	Dairon Blanco	–	2	John Rave	–	2	Adeiny Hechavarría	4	18
Brewer Hicklen	–	2	Bubba Thompson	1	–	Nate Eaton	2	2	Clay Dungan	3	16
Nate Eaton	1	1	Nate Eaton	–	4	CJ Alexander	1	–	Maikel Garcia	2	15
Dairon Blanco	–	1	Samad Taylor	–	2	Dairon Blanco	–	1	Jermaine Palacios	–	1
Olivares, E	–	2	Drew Waters	–	1	Brewer Hicklen	–	–	Johan Camargo	–	–
Samad Taylor	2	–	Kyle Isbel	–	–				Nicky Lopez	–	1
Bubba Thompson	1	–	Brewer Hicklen	–	1						
Tyler Gentry	1	–	Nelson Velázquez	–	–						
Nelson Velázquez	–	–									
Nick Pratto	–	–									
Nick Loftin	–	1									
Devin Mann	–	–									
Franmil Reyes	–	1									

THIRD BASE			SECOND BASE			FIRST BASE			CATCHER		
	<i>E</i>	<i>DP</i>		<i>E</i>	<i>DP</i>		<i>E</i>	<i>DP</i>		<i>E</i>	<i>PB</i>
Nick Loftin	6	6	Samad Taylor	5	36	CJ Alexander	3	55	Logan Porter	6	8
Clay Dungan	3	3	Clay Dungan	1	23	Logan Porter	1	13	José Briceño	4	1
Nate Eaton	4	7	Nick Loftin	4	13	Nick Pratto	–	24	Jakson Reetz	3	–
Devin Mann	3	4	Devin Mann	2	6	Angelo Castellano	–	11	Freddy Fermin	3	2
Angelo Castellano	1	1	Nate Eaton	2	5	Matt Beaty	–	5	Kale Emshoff	–	1
Maikel Garcia	5	1	Angelo Castellano	1	5	Devin Mann	–	4	Tyler Cropley	–	–
Jermaine Palacios	1	3	Morgan McCullough	–	3	Jermaine Palacios	–	3			
Johan Camargo	1	1	Johan Camargo	–	2	Johan Camargo	–	1			
Morgan McCullough	–	–	Michael Massey	–	2	Greyson Jenista	1	1			
Samad Taylor	–	–	Nicky Lopez	–	–	Paxton Wallace	–	2			
Nicky Lopez	–	1				Nick Loftin	–	3			
CJ Alexander	–	–				Kale Emshoff	–	–			

Player sorted by most innings played at each position

OUTFIELD ASSIST LOG (33)

#	OUTFIELDER	POS.	ARM (MPH)	GAME	INNING	BASE	PITCHER	BATTER	RUNNER OUT	PLAY
1.	Tucker Bradley	LF	85.7	4/4 vs. Toledo	▲ 6	3rd	Brooks Kriske	Akil Baddoo	Akil Baddoo	Baddoo 3-RBI double, out at 3rd (7-6-5)
2.	Tyler Gentry	RF	62.2	4/14 @ Iowa	▼ 5	Home	Andrés Núñez	Matt Mervis	Christopher Morel	Mervis double, Morel out at home (9-4-2)
3.	Dairon Blanco	CF	–	4/19 vs. Gwinnett	▲ 3	2nd	Jonathan Heasley	Hendrik Clementina	Hendrik Clementina	Clementina RBI single, out at 2nd (8-4)
4.	Samad Taylor	CF	71.8	4/26 @ Nashville	▼ 5	2nd	Max Castillo	Andruw Monasterio	Andruw Monasterio	Monasterio single, out at 2nd (8-5-3-5)
5.	Nate Eaton	CF	95.4	4/27 @ Nashville	▼ 1	Home	Austin Cox	Keston Hiura	Andruw Monasterio	Hiura single, Monasterio out at home (8-2)
6.	Dairon Blanco	LF	43.3	4/28 @ Nashville	▼ 8	2nd	Jackson Kowar	Keston Hiura	Keston Hiura	Hiura 2-RBI single, out at 2nd (7-2-4)
7.	Brewer Hicklen	LF	67.7	5/2 vs. Louisville	▲ 5	2nd	Max Castillo	Matt McLain	Matt McLain	McLain 2-RBI single, out at 2nd (7-5-4-3-5)
8.	Dairon Blanco	CF	88.9	5/5 vs. Louisville	▲ 4	Home	Mike Mayers	Nick Martini	Will Benson	Martini flies out to CF, Benson out at home (8-2)
9.	Franmil Reyes	RF	68.2	5/6 vs. Louisville	▲ 6	2nd	Collin Snider	Matt McLain	Matt McLain	McLain RBI double, out at 2nd (7-6-4-5)
10.	Tyler Gentry	RF	69.6	5/11 @ Scranton/WB	▼ 9	Home	Nick Wittgren	Billy McKinney	Michael Herмосillo	McKinney RBI single, Herмосillo out at home (9-5-2)
11.	Drew Waters	CF	–	5/20 vs. Toledo	▲ 6	3rd	Walter Pennington	Parker Meadows	Jermaine Palacios	Meadows sacrifice fly DP, Palacios out at 3rd (8-6)
12.	Tucker Bradley	LF	–	5/25 @ St. Paul	▼ 5	2nd	Jackson Kowar	Chris Williams	Chris Williams	Williams RBI single, out at 2nd (7-5-3-4-3)
13.	Dairon Blanco	RF	83.8	5/26 @ St. Paul	▼ 3	2nd	Drew Parrish	Andrew Stevenson	Tony Wolters	Stevenson flies into a double play, Wolters out at 2nd (9-6)
14.	Tyler Gentry	RF	–	5/27 @ St. Paul	▼ 1	3rd	Jonathan Heasley	Jose Miranda	Andrew Stevenson	Miranda flies into a double play, Stevenson out at 3rd (9-1-5)
15.	Tyler Gentry	RF	92.1	5/28 @ St. Paul	▼ 3	Home	Max Castillo	Jose Miranda	Alex De Goti	Miranda lines into a double play, De Goti out at 3rd (9-2)
16.	Brewer Hicklen	LF	94.6	5/28 @ St. Paul	▼ 7	Home	Jackson Kowar	Jose Miranda	Andrew Stevenson	Miranda RBI single, Stevenson scores, Retz Error (7-2)
17.	Nate Eaton	RF	74.9	6/4 vs. Memphis	▲ 9	2nd	Jonah Dipoto	Juniel Querecuto	Juniel Querecuto	Querecuto RBI single, out at 2nd (9-6)
18.	Brewer Hicklen	CF	71.5	6/8 @ Indianapolis	▼ 5	2nd	Drew Parrish	Henry Davis	Henry Davis	Davis single, out at 2nd (8-4)
19.	John Rave	LF	89.4	6/20 @ Rochester	▼ 1	2nd	Alec Marsh	Nomar Mazara	Nomar Mazara	Mazara RBI single, out at 2nd (7-2-4)
20.	Nate Eaton	CF	99.9	7/2 vs. Iowa [G1]	▲ 2	2nd	Brad Keller	Edwin Rios	Edwin Rios	Rios Single, out at 2nd (8-4)
21.	Nate Eaton	LF	96.4	7/15 vs. Indianapolis	▲ 8	2nd	Brooks Kriske	Alika Williams	Aaron Shackelford	Williams single, Shackelford out at 2nd (7-5)
22.	Nate Eaton	CF	98.7	7/16 vs. Indianapolis	▲ 5	3rd	Emilio Marquez	Canaan Smith-Njigba	Chris Owings	Smith-Njigba single, Owings out at 3rd (8-5)
23.	Nate Eaton	RF	96.7	7/26 @ Columbus	▼ 9	2nd	Will Klein	Jhonkensy Noel	Zack Collins	Noel flies into a force out, Collins out at 2nd (9-6)
24.	Nate Eaton	CF	–	8/2 @ Louisville	▼ 9	Home	Christian Chamberlain	Michael Siani	Jose Barrero	Siani single, Barrero out at home (9-6-2)
25.	Nick Loftin	LF	80.6	8/4 @ Louisville	▼ 7	2nd	Jonah Dipoto	TJ Hopkins	TJ Hopkins	Hopkins single, out at 2nd (7-4)
26.	Edward Olivares	LF	49.7	8/18 @ Toledo	▼ 3	2nd	Jonathan Bowlan	Justyn-Henry Malloy	Justyn-Henry Malloy	Malloy single, out at 2nd (7-4)
27.	Edward Olivares	LF	85.5	8/26 vs. St. Paul	▲ 8	2nd	Evan Sisk	Andrew Stevenson	Andrew Stevenson	Stevenson single, out at 2nd (7-4)
28.	John Rave	RF	87.7	8/31 vs. Louisville	▲ 1	Home	Drew Parrish	Jose Barrero	Matt Reynolds	Barrero flies into a double play, Reynolds out at home (9-2)
29.	Tyler Gentry	RF	92.2	9/1 vs. Louisville	▲ 5	Home	Brett de Geus	Chuckie Robinson	Jhonny Pereda	Robinson flies into a double play, Pereda out at home (9-2)
30.	Tyler Gentry	RF	–	9/6 @ Iowa	▼ 6	Home	Walter Pennington	Brennen Davis	Luis Vazquez	Davis double, Vazquez out at home (9-4-2)
31.	John Rave	RF	88.6	9/14 vs. Indianapolis	▲ 2	Home	Max Castillo	Aaron Shackelford	Matt Gorski	Shackelford flies into a double play, Gorski out at home (9-2)
32.	Samad Taylor	CF	–	9/15 vs. Indianapolis	▲ 4	Home	Anthony Veneziano	Ryan Vilade	Canaan Smith-Njigba	Vilade doubles, Smith-Njigba out at home (8-4-2)
33.	John Rave	LF	83.4	9/24 @ Columbus	▼ 2	2nd	Andrew Hoffmann	Johnathan Rodriguez	Johnathan Rodriguez	Rodriguez singles, out at 2nd (7-4)

BY PLAYER

	LF	1
NATE EATON (7)	CF	4
	RF	2
TYLER GENTRY (6)	RF	6
	LF	1
DAIRON BLANCO (4)	CF	2
	RF	1
JOHN RAVE (4)	LF	2
	RF	2
BREWER HICKLEN (3)	LF	2
	CF	1
TUCKER BRADLEY (2)	LF	2
EDWARD OLIVARES (2)	LF	2
SAMAD TAYLOR (1)	CF	2
NICK LOFTIN (1)	LF	1
FRANMIL REYES (1)	LF	1
DREW WATERS (1)	CF	1

BY INNING

1ST INNING	4
2ND INNING	2
3RD INNING	4
4TH INNING	2
5TH INNING	7
6TH INNING	4
7TH INNING	2
8TH INNING	3
9TH INNING	4

BY BASE

2ND BASE	17
3RD BASE	4
HOME PLATE	12

10 HARDEST THROWS

#	OUTFIELDER	MPH	GAME
1.	Nate Eaton	99.9	7/2 vs. Iowa [G1]
2.	Nate Eaton	98.7	7/16 vs. Indianapolis
3.	Nate Eaton	96.7	7/26 @ Columbus
4.	Nate Eaton	96.4	7/15 vs. Indianapolis
5.	Nate Eaton	95.4	4/27 @ Nashville
6.	Brewer Hicklen	94.6	5/28 @ St. Paul
7.	Tyler Gentry	92.2	9/1 vs. Louisville
8.	Tyler Gentry	92.1	5/28 @ St. Paul
9.	John Rave	89.4	6/20 @ Rochester
10.	Dairon Blanco	88.9	5/5 vs. Louisville

DATE	OPPONENT	RESULT	SP	C	1B	2B	3B	SS	LF	CF	RF	DH
3/31	@ Indianapolis	W 8-6	Mike Mayers	Freddy Fermin	Nick Pratto	Samad Taylor	Nick Loftin	Maikel Garcia	Tucker Bradley	Dairon Blanco	Tyler Gentry	CJ Alexander
4/1	@ Indianapolis	W 12-1	Austin Cox	Logan Porter	Nick Pratto	Angelo Castellano	Maikel Garcia	Nick Loftin	Tucker Bradley	Samad Taylor	Tyler Gentry	Jackson Reetz
4/2	@ Indianapolis	W 8-3	Jonathan Heasley	Freddy Fermin	Nick Pratto	Samad Taylor	Nick Loftin	Maikel Garcia	Tucker Bradley	Dairon Blanco	Tyler Gentry	CJ Alexander
4/4	TOLEDO	L 9-2	Max Castillo	Freddy Fermin	Nick Pratto	Samad Taylor	Nick Loftin	Maikel Garcia	Tucker Bradley	Dairon Blanco	Tyler Gentry	CJ Alexander
4/5	TOLEDO	L 7-6	Mike Mayers	Jackson Reetz	Logan Porter	Angelo Castellano	Nick Loftin	Maikel Garcia	Dairon Blanco	Samad Taylor	Tyler Gentry	Freddy Fermin
4/7	TOLEDO	L 8-5	Jackson Kowman	Freddie Freeman	Logan Porter	Samad Taylor	Nick Loftin	Maikel Garcia	Tucker Bradley	Dairon Blanco	Tyler Gentry	CJ Alexander
4/8	TOLEDO	W 13-8	Jonathan Heasley	Freddy Fermin	Logan Porter	Samad Taylor	Angelo Castellano	Maikel Garcia	Tucker Bradley	Dairon Blanco	Tyler Gentry	CJ Alexander
4/9	TOLEDO	W 13-8	Drew Parrish	Freddy Fermin	Nick Pratto	Samad Taylor	Maikel Garcia	Angelo Castellano	Tucker Bradley	Dairon Blanco	Tyler Gentry	CJ Alexander
4/11	@ Iowa	L 8-2	Max Castillo	Logan Porter	Nick Pratto	Samad Taylor	Angelo Castellano	Maikel Garcia	Tyler Gentry	Dairon Blanco	CJ Alexander	Jackson Reetz
4/13	@ Iowa	L 9-6	Mike Mayers	Freddy Fermin	Nick Pratto	Samad Taylor	Nick Loftin	Maikel Garcia	Tucker Bradley	Dairon Blanco	Tyler Gentry	Logan Porter
4/16	@ Iowa	W 10-5	Austin Cox	Logan Porter	Nick Pratto	Samad Taylor	Nick Loftin	Maikel Garcia	Tucker Bradley	Dairon Blanco	Tyler Gentry	CJ Alexander
4/17	@ Iowa	W 14-1	Jonathan Heasley	Freddy Fermin	Nick Pratto	Angelo Castellano	Nick Loftin	Maikel Garcia	Tucker Bradley	Samad Taylor	CJ Alexander	Tyler Gentry
4/18	WINNETT	L 11-8	Drew Parrish	Freddy Fermin	CJ Alexander	Angelo Castellano	Nick Loftin	Maikel Garcia	Dairon Blanco	Samad Taylor	Tyler Gentry	Logan Porter
4/18	WINNETT	L 4-1	Mike Mayers	Freddy Fermin	Nick Loftin	Samad Taylor	Maikel Garcia	Angelo Castellano	Nick Pratto	Samad Taylor	CJ Alexander	Tyler Gentry
4/19	WINNETT	L 6-2	Jonathan Heasley	Logan Porter	Nick Pratto	Samad Taylor	Nick Loftin	Angelo Castellano	Tucker Bradley	Dairon Blanco	Tyler Gentry	Jackson Reetz
4/20	WINNETT	L 6-2	Max Castillo	Freddy Fermin	Nick Pratto	Samad Taylor	Nick Loftin	Maikel Garcia	Tucker Bradley	Dairon Blanco	Tyler Gentry	CJ Alexander
4/21	WINNETT	L 7-3	Austin Cox	Logan Reetz	Nick Pratto	Angelo Castellano	Nick Loftin	Maikel Garcia	Tucker Bradley	Samad Taylor	Tyler Gentry	CJ Alexander
4/22	WINNETT	L 5-2	Drew Parrish	Logan Porter	CJ Alexander	Samad Taylor	Maikel Garcia	Angelo Castellano	Nick Pratto	Dairon Blanco	Tyler Gentry	Nick Loftin
4/23	WINNETT	W 5-3	Mike Mayers	Jackson Reetz	Nick Pratto	Samad Taylor	Maikel Garcia	Angelo Castellano	Tucker Bradley	Dairon Blanco	Tyler Gentry	CJ Alexander
4/25	@ Nashville	L 8-3	Jonathan Heasley	Logan Porter	Nick Pratto	Nick Loftin	Maikel Garcia	Angelo Castellano	Tucker Bradley	Samad Taylor	Tyler Gentry	Dairon Blanco
4/26	@ Nashville	L 5-0	Max Castillo	Logan Porter	Nick Pratto	Samad Taylor	Maikel Garcia	Angelo Castellano	Brewer Hicklen	Samad Taylor	Tyler Gentry	CJ Alexander
4/27	@ Nashville	W 2-1	Austin Cox	Logan Reetz	CJ Alexander	Samad Taylor	Nick Loftin	Maikel Garcia	Nick Pratto	Nate Eaton	Dairon Blanco	Tyler Gentry
4/28	@ Nashville	L 4-3	Drew Parrish	Logan Porter	CJ Alexander	Samad Taylor	Maikel Garcia	Angelo Castellano	Dairon Blanco	Nate Eaton	Tyler Gentry	Brewer Hicklen
4/29	@ Nashville	L 6-5 (10)	Mike Mayers	Logan Reetz	CJ Alexander	Nick Loftin	Maikel Garcia	Angelo Castellano	Tucker Bradley	Samad Taylor	Nate Eaton	Freddy Fermin
4/30	@ Nashville	W 10-6	Jonathan Heasley	Freddy Fermin	Logan Porter	Samad Taylor	Nick Loftin	Maikel Garcia	Nate Eaton	Tyler Gentry	Brewer Hicklen	Freddy Fermin
5/2	LOUISVILLE	L 8-6	Max Castillo	Logan Porter	CJ Alexander	Samad Taylor	Nick Loftin	Angelo Castellano	Tucker Bradley	Dairon Blanco	Tyler Gentry	Nick Blanco
5/3	LOUISVILLE	L 7-4	Marcelo Martinez	Logan Porter	CJ Alexander	Samad Taylor	Nick Loftin	Angelo Castellano	Tucker Bradley	Nate Eaton	Tyler Gentry	Brewer Hicklen
5/4	LOUISVILLE	L 12-10	Drew Parrish	Logan Porter	CJ Alexander	Samad Taylor	Nick Loftin	Angelo Castellano	Tucker Bradley	Brewer Hicklen	Tyler Gentry	Frannil Reyes
5/5	LOUISVILLE	W 6-2	Mike Mayers	Logan Reetz	Logan Porter	Samad Taylor	Nick Loftin	Angelo Castellano	Brewer Hicklen	Dairon Blanco	Tyler Gentry	Frannil Reyes
5/6	LOUISVILLE	W 11-9	Daniel Mendgen	Logan Porter	CJ Alexander	Samad Taylor	Nick Loftin	Angelo Castellano	Frannil Reyes	Dairon Blanco	Tyler Gentry	Tucker Bradley
5/7	@ Scranton/WB	L 14-1	Daniel Lynch	Logan Porter	Jackson Reetz	Samad Taylor	Nick Loftin	Angelo Castellano	Tucker Bradley	Dairon Blanco	Tyler Gentry	Brewer Hicklen
5/10	@ Scranton/WB	L 4-3	Drew Parrish	Logan Porter	CJ Alexander	Samad Taylor	Nick Loftin	Angelo Castellano	Clay Dungan	Drew Waters	Tyler Gentry	Brewer Hicklen
5/11	@ Scranton/WB	W 4-3 (11)	Mike Mayers	Jackson Reetz	Logan Porter	Clay Dungan	Nick Loftin	Angelo Castellano	Brewer Hicklen	Dairon Blanco	Tyler Gentry	Samad Taylor
5/12	@ Scranton/WB	W 3-2	Jonathan Heasley	Logan Porter	CJ Alexander	Samad Taylor	Nick Loftin	Angelo Castellano	Tucker Bradley	Drew Waters	Tyler Gentry	Brewer Hicklen
5/13	@ Scranton/WB	W 6-3	Daniel Lynch	Jackson Reetz	CJ Alexander	Samad Taylor	Clay Dungan	Angelo Castellano	Dairon Blanco	Drew Waters	Tyler Gentry	Dairon Blanco
5/14	@ Scranton/WB	W 6-3	Austin Cox	Jackson Reetz	CJ Alexander	Samad Taylor	Nick Loftin	Angelo Castellano	Tucker Bradley	Dairon Blanco	Tyler Gentry	Brewer Hicklen
5/16	TOLEDO	L 9-2	Jonathan Heasley	Logan Porter	CJ Alexander	Samad Taylor	Nick Loftin	Angelo Castellano	Samad Taylor	Drew Waters	Tyler Gentry	Johan Camargo
5/17	TOLEDO	W 16-8	Daniel Lynch	Jackson Reetz	Logan Porter	Clay Dungan	Nick Loftin	Angelo Castellano	Samad Taylor	Drew Waters	Tyler Gentry	Dairon Blanco
5/18	TOLEDO	L 9-0	Austin Cox	Logan Porter	CJ Alexander	Samad Taylor	Nick Loftin	Angelo Castellano	Nicky Lopez	Drew Waters	Tyler Gentry	Brewer Hicklen
5/19	TOLEDO	W 5-1	Daniel Mendgen	Logan Porter	Clay Dungan	Samad Taylor	Nick Loftin	Angelo Castellano	Samad Taylor	Drew Waters	Tyler Gentry	Clay Dungan
5/20	TOLEDO	W 4-1	Drew Parrish	Logan Reetz	CJ Alexander	Clay Dungan	Nicky Lopez	Angelo Castellano	Samad Taylor	Drew Waters	Tyler Gentry	Nick Loftin
5/21	TOLEDO	W 8-4	Jonathan Heasley	Jackson Reetz	Logan Porter	Samad Taylor	Nick Loftin	Angelo Castellano	Tucker Bradley	Drew Waters	Tyler Gentry	Brewer Hicklen
5/22	@ St. Paul	W 6-1	Daniel Lynch	Logan Porter	Greyson Jenista	Clay Dungan	Nick Loftin	Angelo Castellano	Samad Taylor	Drew Waters	Tyler Gentry	Dairon Blanco
5/24	@ St. Paul	L 6-5	Anthony Veneziano	Jackson Reetz	Logan Porter	Nick Loftin	Samad Taylor	Angelo Castellano	Dairon Blanco	Drew Waters	Tyler Gentry	Brewer Hicklen
5/25	@ St. Paul	L 6-5	Anthony Veneziano	Jackson Reetz	Logan Porter	Greyson Jenista	Clay Dungan	Angelo Castellano	Dairon Blanco	Nate Eaton	Tyler Gentry	Brewer Hicklen
5/26	@ St. Paul	W 6-4	Drew Parrish	Logan Reetz	CJ Alexander	Samad Taylor	Nick Loftin	Angelo Castellano	Samad Taylor	Dairon Blanco	Tyler Gentry	Brewer Hicklen
5/27	@ St. Paul	L 14-1	Jonathan Heasley	Logan Porter	Greyson Jenista	Samad Taylor	Johan Camargo	Angelo Castellano	Dairon Blanco	Nate Eaton	Tyler Gentry	Tucker Bradley
5/30	MEMPHIS	L 10-6	Max Castillo	Jackson Reetz	CJ Alexander	Samad Taylor	Nick Loftin	Angelo Castellano	Dairon Blanco	Samad Taylor	Tyler Gentry	Nate Eaton
5/31	MEMPHIS	W 7-6	Anthony Veneziano	Logan Porter	CJ Alexander	Samad Taylor	Nick Loftin	Angelo Castellano	Dairon Blanco	Nate Eaton	Tyler Gentry	Brewer Hicklen
6/1	MEMPHIS	L 12-6	Jonathan Heasley	Logan Reetz	CJ Alexander	Nate Eaton	Johan Camargo	Angelo Castellano	Samad Taylor	Brewer Hicklen	Tyler Gentry	Dairon Blanco
6/2	MEMPHIS	W 10-9 (10)	Drew Parrish	Logan Porter	CJ Alexander	Nate Eaton	Johan Camargo	Angelo Castellano	Dairon Blanco	Brewer Hicklen	Tyler Gentry	Logan Porter
6/3	MEMPHIS	L 4-2	Max Castillo	Jackson Reetz	Logan Porter	Samad Taylor	Nate Eaton	Angelo Castellano	Brewer Hicklen	Dairon Blanco	Tyler Gentry	Johan Camargo
6/4	MEMPHIS	L 6-5	Anthony Veneziano	Logan Porter	CJ Alexander	Samad Taylor	Johan Camargo	Angelo Castellano	Dairon Blanco	Nate Eaton	Tyler Gentry	Tyler Gentry
6/5	@ Indianapolis	L 4-2	Daniel Mendgen	Logan Porter	CJ Alexander	Samad Taylor	Johan Camargo	Angelo Castellano	Dairon Blanco	Samad Taylor	Tyler Gentry	Tucker Bradley
6/7	@ Indianapolis	W 9-7	Jonathan Heasley	Logan Porter	CJ Alexander	Johan Camargo	Nate Eaton	Angelo Castellano	Samad Taylor	Dairon Blanco	Tyler Gentry	Tucker Bradley
6/8	@ Indianapolis	W 15-7	Drew Parrish	Logan Porter	CJ Alexander	Samad Taylor	Clay Dungan	Angelo Castellano	Tucker Bradley	Brewer Hicklen	Tyler Gentry	Dairon Blanco
6/9	@ Indianapolis	W 6-2	Max Castillo	Jackson Reetz	Logan Porter	Samad Taylor	Johan Camargo	Angelo Castellano	Brewer Hicklen	Dairon Blanco	Tyler Gentry	CJ Alexander
6/10	@ Indianapolis	W 9-5	Anthony Veneziano	Jackson Reetz	CJ Alexander	Samad Taylor	Johan Camargo	Angelo Castellano	Tucker Bradley	Dairon Blanco	Tyler Gentry	Brewer Hicklen
6/13	COLUMBUS	W 6-1	Jonathan Heasley	Logan Porter	CJ Alexander	Samad Taylor	Nick Loftin	Angelo Castellano	John Rave	Kyle Isbel	Tyler Gentry	Matt Beatty
6/15	COLUMBUS	W 4-2	Alec Marsh	Logan Porter	Johan Camargo	Samad Taylor	Clay Dungan	Angelo Castellano	Tucker Bradley	John Rave	Tyler Gentry	Brewer Hicklen
6/16	COLUMBUS	W 4-1	Max Castillo	Logan Porter	Matt Beatty	Samad Taylor	Angelo Castellano	Angelo Castellano	John Rave	Kyle Isbel	Tyler Gentry	Brewer Hicklen
6/17	COLUMBUS	W 17-7	Anthony Veneziano	Logan Porter	Jose Briceño	Clay Dungan	Angelo Castellano	Adeiny Hechavaria	John Rave	Kyle Isbel	Tyler Gentry	Brewer Hicklen
6/18	COLUMBUS	L 13-4	Drew Parrish	Logan Porter	Matt Beatty	Clay Dungan	Angelo Castellano	Adeiny Hechavaria	Tucker Bradley	John Rave	Nate Eaton	Brewer Hicklen
6/19	@ Rochester	W 5-4	James McCullough	Logan Porter	Matt Beatty	Clay Dungan	Angelo Castellano	Adeiny Hechavaria	John Rave	Kyle Isbel	Tyler Gentry	Brewer Hicklen
6/20	@ Rochester	L 5-4	Alec Marsh	Logan Porter	Angelo Castellano	Nate Eaton	Clay Dungan	Adeiny Hechavaria	John Rave	Kyle Isbel	Tyler Gentry	Brewer Hicklen
6/21	@ Rochester	W 7-3	Max Castillo	Logan Porter	Jose Briceño	Clay Dungan	Angelo Castellano	Adeiny Hechavaria	Tucker Bradley	Nate Eaton	Tyler Gentry	Brewer Hicklen
6/22	@ Rochester	W 9-4	Jonathan Bowlan	Logan Porter	Angelo Castellano	Clay Dungan	Angelo Castellano	Adeiny Hechavaria	Tucker Bradley	Kyle Isbel	Nate Eaton	Brewer Hicklen
6/23	@ Rochester	W 5-2	Anthony Veneziano	Logan Porter	Angelo Castellano	Clay Dungan	Angelo Castellano	Adeiny Hechavaria	Tucker Bradley	John Rave	Tyler Gentry	Brewer Hicklen
6/24	@ Rochester	L 3-2	Ryan Yarbrough	Logan Porter	Jose Briceño	Angelo Castellano	Clay Dungan	Adeiny Hechavaria	John Rave	Kyle Isbel	Tyler Gentry	Brewer Hicklen
6/25	@ Rochester	W 7-3	Alec Marsh	Logan Porter	Paxton Wallace	Clay Dungan	Angelo Castellano	Adeiny Hechavaria	Tucker Bradley	John Rave	Tyler Gentry	Kyle Isbel
6/28	IOWA	L 9-2	Angel Zerpa	Logan Porter	Angelo Castellano	Nate Eaton	Clay Dungan	Adeiny Hechavaria	Tucker Bradley	John Rave	Tyler Gentry	Brewer Hicklen
6/29	IOWA	W 8-3	Ryan Yarbrough	Logan Porter	Angelo Castellano	Nate Eaton	Clay Dungan	Adeiny Hechavaria	Tucker Bradley	John Rave	Tyler Gentry	Brewer Hicklen
6/30	IOWA	L 6-6	Max Castillo	Logan Porter	Jose Briceño	Angelo Castellano	Nate Eaton	Adeiny Hechavaria	Tucker Bradley	John Rave	Tyler Gentry	Brewer Hicklen
7/1	IOWA	W 11-7 (7)	Brad Keller	Logan Porter	Jose Briceño	Angelo Castellano	Nate Eaton	Adeiny Hechavaria	Tucker Bradley	Nate Eaton	Tyler Gentry	Brewer Hicklen
7/2 (G1)	IOWA	L 6-2 (7)	Cole Ragans	Logan Porter	Paxton Wallace	Clay Dungan	Angelo Castellano	Adeiny Hechavaria	John Rave	Nate Eaton	Tyler Gentry	Tucker Bradley
7/3	IOWA	L 7-6	Angel Zerpa	Logan Porter	Jermaine Palacios	Nate Eaton	Clay Dungan	Adeiny Hechavaria	Tucker Bradley	John Rave	Tyler Gentry	Michael Massey
7/4	@ Gwinnett	L 3-1	Ryan Yarbrough	Logan Porter	Jose Briceño	Angelo Castellano	Clay Dungan	Adeiny Hechavaria	Tucker Bradley	John Rave	Tyler Gentry	Brewer Hicklen
7/5	@ Gwinnett	L 4-2 (10)	Brad Keller	Logan Porter	Angelo Castellano	Clay Dungan	Angelo Castellano	Adeiny Hechavaria	Tucker Bradley	John Rave	Tyler Gentry	Brewer Hicklen
7/6	@ Gwinnett	L 9-6	James McArthur	Logan Porter	Angelo Castellano	Clay Dungan	Angelo Castellano	Adeiny Hechavaria	Nate Eaton	John Rave	Tyler Gentry	Tucker Bradley
7/7	@ Gwinnett	W 7-1	Cole Ragans	Logan Porter	Paxton Wallace	Samad Taylor	Jermaine Palacios	Adeiny Hechavaria	Nate Eaton	John Rave	Tyler Gentry	Brewer Hicklen
7/9	@ Gwinnett	L 8-1	Angel Zerpa	Logan Porter	Jose Briceño	Angelo Castellano	Nate Eaton	Adeiny Hechavaria	Tucker Bradley	John Rave	Tyler Gentry	Clay Dungan
7/14	INDIANAPOLIS	L 13-5	Angel Zerpa	Logan Porter	Jermaine Palacios	Clay Dungan	Nate Eaton	Angelo Castellano	Tucker Bradley	John Rave	Tyler Gentry	Brewer Hicklen
7/15	INDIANAPOLIS	L 10-4	Austin Cox	Logan Porter	CJ Alexander	Angelo Castellano	Nick Loftin	Adeiny Hechavaria	Tucker Bradley	Nate Eaton	Tyler Gentry	Brewer Hicklen
7/16	INDIANAPOLIS	W 11-4	Evan Sick	Logan Porter	Jose Briceño	Clay Dungan	Nick Loftin	Adeiny Hechavaria	Tucker Bradley	John Rave	Tyler Gentry	John Rave
7/18	ST. PAUL	W 1-0	Jonathan Heasley	Logan Porter	CJ Alexander	Nate Eaton	Nick Loftin	Angelo Castellano	Tucker Bradley	John Rave	Tyler Gentry	Clay Dungan
7/19	ST. PAUL	L 9-4	Anthony Veneziano	Logan Porter	CJ Alexander	Samad Taylor	Nick Loftin	Adeiny Hechavaria	Brewer Hicklen	Nate Eaton	Tyler Gentry	Matt Beatty
7/20	ST. PAUL	L 6-5	Jonathan Bowlan	Logan Porter	Matt Beatty	Samad Taylor	Jermaine Palacios	Adeiny Hechavaria	Brewer Hicklen	Nate Eaton	Tyler Gentry	Nick Loftin
7/21	ST. PAUL	L 6-5	Jonathan Bowlan	Logan Porter	CJ Alexander	Samad Taylor	Clay Dungan	Adeiny Hechavaria	Tucker Bradley	John Rave	Tyler Gentry	Brewer Hicklen
7/22	ST. PAUL	W 5-5	Jonathan Bowlan	Logan Porter	Max Castillo	Samad Taylor	Nick Loftin	Angelo Castellano	John Rave	Nate Eaton	Tyler Gentry	Brewer Hicklen
7/23	ST. PAUL	W 3-1	Jonathan Bowlan	Logan Porter	Anthony Veneziano	Samad Taylor	Nick Loftin	Angelo Castellano	Tucker Bradley	John Rave	Tyler Gentry	Clay Dungan
7/25	@ Columbus	L 10-2	Jonathan Bowlan	Logan Porter	CJ Alexander	Samad Taylor	Nick Loftin	Adeiny Hechavaria	John Rave	Nate Eaton	Tyler Gentry	Tucker Bradley
7/26	@ Columbus	W 5-2	Jonathan Bowlan	Logan Porter	Jose Briceño	Samad Taylor	Clay Dungan	Angelo Castellano	Brewer Hicklen	John Rave	Nate Eaton	CJ Alexander
7/27	@ Columbus	L 1-7	Cole Ragans	Logan Porter	CJ Alexander	Samad Taylor	Nick Loftin	Adeiny Hechavaria	Tucker Bradley	Nate Eaton	Tyler Gentry	John Rave
7/28	@ Columbus	W 7-6	Max Castillo	Logan Porter	CJ Alexander	Samad Taylor	Nick Loftin	Angelo Castellano	Tyler Gentry	Nate Eaton	John Rave	Matt Beatty
7/29	@ Columbus	L 6-3	Jonathan Bowlan	Logan Porter	Anthony Veneziano	Matt Beatty	Angelo Castellano	Adeiny Hechavaria	Nate Eaton	John R		

DATE	OPPONENT	RESULT	IP	H	R	ER	BB	SO	2B	3B	HR	TB	AVG	WHIP	WP	BK	HB	GDP	IBB	TBF	SV	SVO	ERA (SEASON)
3/31	@ Indianapolis	W, 8-6	9.0	11	6	6	2	7	4	0	1	18	(.297)	(1.44)	0	1	1	1	0	40	1	1	6.00
4/1	@ Indianapolis	W, 12-1	9.0	5	1	1	2	8	1	0	0	6	(.185)	(0.78)	0	0	2	5	0	31	0	0	3.50
4/2	@ Indianapolis	W, 8-3	9.0	11	3	3	5	10	1	1	1	17	(.314)	(1.78)	0	0	0	3	0	40	0	0	3.33
4/4	TOLEDO	L, 9-2	9.0	12	9	9	4	8	6	0	3	27	(.324)	(1.78)	0	0	0	1	0	41	0	0	4.75
4/5	TOLEDO	L, 7-6	9.0	12	7	6	5	10	3	0	1	18	(.316)	(1.89)	1	0	0	2	0	43	0	1	5.00
4/6	TOLEDO	L, 8-5	9.0	10	8	8	8	12	3	0	3	22	(.286)	(2.00)	0	0	0	1	0	44	0	0	5.50
4/7	TOLEDO	W, 9-4	9.0	9	4	4	5	8	0	2	1	16	(.250)	(1.56)	1	0	1	0	0	42	0	0	5.29
4/8	TOLEDO	W, 13-8	9.0	13	8	7	4	8	2	0	0	15	(.317)	(1.89)	0	1	2	1	0	47	0	0	5.50
4/9	TOLEDO	L, 8-2	9.0	13	8	6	4	10	2	0	3	24	(.317)	(1.89)	0	0	1	1	0	46	0	0	5.56
4/11	@ Iowa	L, 9-6	8.0	7	9	9	7	10	3	0	2	16	(.226)	(1.75)	0	0	1	0	0	39	0	0	5.97
4/12	@ Iowa	W, 10-6	9.0	8	6	6	2	10	2	1	2	18	(.235)	(1.11)	0	0	1	1	0	37	0	0	5.97
4/13	@ Iowa	L, 14-1	8.0	15	14	12	4	8	7	0	2	28	(.375)	(2.38)	0	0	2	0	0	46	0	0	6.54
4/14	@ Iowa	W, 11-8	9.0	11	8	7	4	14	2	0	2	19	(.297)	(1.67)	1	0	2	0	1	45	1	1	6.57
4/18	GWINNETT	L, 4-1	9.0	6	4	4	6	3	0	1	0	8	(.207)	(1.33)	2	0	0	0	0	39	0	0	6.39
4/19	GWINNETT	L, 6-2	9.0	10	6	6	1	9	3	0	2	19	(.286)	(1.22)	0	0	0	1	0	36	0	0	6.36
4/20	GWINNETT	L, 9-3	9.0	10	9	6	5	7	1	1	1	16	(.286)	(1.67)	2	0	0	1	0	41	0	0	6.34
4/21	GWINNETT	L, 7-3	9.0	11	7	4	4	8	4	0	1	18	(.297)	(1.67)	4	1	0	2	0	42	0	0	6.20
4/22	GWINNETT	L, 5-2	9.0	10	5	4	5	5	1	0	1	14	(.294)	(1.67)	0	0	2	1	0	42	0	0	6.08
4/23	GWINNETT	W, 5-3	9.0	8	3	3	3	7	2	0	0	10	(.229)	(1.22)	2	0	0	1	0	39	1	1	5.91
4/25	@ Nashville	L, 8-3	8.0	11	8	8	3	5	2	1	2	21	(.333)	(1.75)	0	0	0	0	0	38	0	0	6.05
4/26	@ Nashville	L, 5-0	8.0	11	5	5	3	5	3	0	1	17	(.333)	(1.75)	0	0	0	0	0	37	0	0	6.03
4/27	@ Nashville	W, 2-1	9.0	6	1	1	5	10	1	0	0	7	(.200)	(1.22)	0	0	1	1	0	36	1	1	5.80
4/28	@ Nashville	L, 4-3	8.2	7	4	3	4	7	1	0	0	8	(.233)	(1.27)	0	0	0	3	0	34	0	1	5.68
4/29	@ Nashville	L, 6-5 (10)	9.1	13	6	5	6	7	2	0	1	18	(.325)	(2.04)	0	0	1	0	0	48	0	1	5.65
4/30	@ Nashville	W, 10-6	9.0	9	6	6	5	9	1	0	1	13	(.257)	(1.56)	3	0	1	0	0	42	0	1	5.66
5/2	LOUISVILLE	L, 10-4	9.0	14	10	10	5	8	1	0	1	18	(.368)	(2.11)	3	0	0	0	0	45	0	0	5.83
5/3	LOUISVILLE	L, 7-4	9.0	11	7	6	4	10	0	0	3	20	(.306)	(1.67)	0	0	1	1	0	41	0	0	5.84
5/4	LOUISVILLE	L, 12-10	9.0	13	12	10	4	8	1	1	6	34	(.333)	(1.89)	0	0	0	1	0	43	0	0	5.99
5/5	LOUISVILLE	W, 6-2	9.0	7	2	2	3	8	1	0	1	11	(.219)	(1.11)	0	0	0	0	0	36	1	1	5.85
5/6	LOUISVILLE	W, 11-9	9.0	13	9	9	3	9	4	0	2	23	(.342)	(1.78)	0	0	1	0	0	42	1	1	5.95
5/7	LOUISVILLE	L, 4-3	9.0	6	4	4	7	10	2	0	1	11	(.188)	(1.44)	1	1	0	0	0	39	0	1	5.89
5/9	@ Scranton/WB	L, 14-2	8.0	18	14	13	5	6	4	0	4	34	(.486)	(2.88)	1	0	2	4	0	45	0	0	6.14
5/10	@ Scranton/WB	L, 4-3	8.0	4	4	4	8	9	1	0	1	8	(.160)	(1.50)	0	0	1	2	0	34	0	0	6.09
5/11	@ Scranton/WB	W, 4-3 (11)	11.0	8	3	3	6	15	3	0	0	11	(.216)	(1.27)	1	0	1	1	2	44	0	1	5.96
5/12	@ Scranton/WB	W, 3-2	9.0	4	2	2	5	8	0	0	1	7	(.133)	(1.00)	0	0	0	0	0	35	1	1	5.85
5/13	@ Scranton/WB	L, 8-6	8.1	10	8	8	7	7	1	0	2	17	(.333)	(2.04)	1	0	1	2	0	38	0	1	5.92
5/14	@ Scranton/WB	W, 6-3	9.0	9	3	3	5	13	1	0	2	16	(.250)	(1.56)	0	0	0	0	0	41	1	2	5.84
5/16	TOLEDO	L, 9-2	9.0	12	9	7	3	11	3	0	3	24	(.308)	(1.67)	2	0	0	1	0	42	0	0	5.87
5/17	TOLEDO	W, 16-8	9.0	14	8	8	2	14	2	0	3	25	(.341)	(1.78)	1	0	0	0	0	43	0	0	5.92
5/18	TOLEDO	W, 9-0	9.0	3	0	0	4	9	1	0	0	4	(.107)	(0.78)	1	0	1	2	0	33	0	0	5.70
5/19	TOLEDO	W, 9-1	9.0	6	1	0	4	7	2	0	0	8	(.188)	(1.11)	1	0	0	1	0	36	0	0	5.63
5/20	TOLEDO	L, 4-1	9.0	5	4	4	8	8	0	0	0	5	(.179)	(1.44)	0	0	2	1	0	39	0	0	5.59
5/21	TOLEDO	W, 8-4	9.0	15	4	4	1	6	6	0	2	27	(.385)	(1.78)	0	0	2	2	0	42	0	0	5.56
5/23	@ St. Paul	W, 6-1	9.0	6	1	1	2	7	1	0	0	7	(.182)	(0.89)	0	0	0	0	0	35	0	0	5.45
5/24	@ St. Paul	L, 6-5	8.0	9	6	6	6	13	2	0	0	11	(.273)	(1.88)	0	0	0	0	0	39	0	0	5.48
5/25	@ St. Paul	L, 8-6	8.0	10	8	5	5	5	3	1	1	18	(.313)	(1.88)	0	0	1	1	0	38	0	1	5.48
5/26	@ St. Paul	W, 6-4	9.0	8	4	4	7	7	1	0	1	12	(.250)	(1.67)	0	0	1	1	0	40	1	1	5.45
5/27	@ St. Paul	L, 14-1	8.0	16	14	11	6	12	2	1	2	26	(.381)	(2.75)	0	0	0	0	0	48	0	0	5.58
5/28	@ St. Paul	L, 10-6	8.0	9	10	6	3	7	1	0	2	16	(.290)	(1.50)	0	0	1	0	0	36	0	1	5.60
5/30	MEMPHIS	W, 7-6	9.0	6	6	6	9	8	1	0	2	13	(.194)	(1.67)	0	0	0	1	0	41	1	1	5.61
5/31	MEMPHIS	L, 9-4	9.0	11	9	7	4	10	1	0	6	30	(.282)	(1.67)	1	0	0	0	0	44	0	0	5.64
6/1	MEMPHIS	L, 12-6	9.0	11	12	12	11	8	2	0	3	22	(.297)	(2.44)	0	0	0	1	0	48	0	0	5.76
6/2	MEMPHIS	W, 10-9 (10)	10.0	12	9	7	7	10	2	0	1	17	(.300)	(1.90)	0	0	0	3	0	48	0	1	5.77
6/3	MEMPHIS	L, 4-2	9.0	6	4	3	1	9	1	0	1	10	(.176)	(0.78)	2	0	0	0	0	35	0	0	5.72
6/4	MEMPHIS	L, 6-5	9.0	9	6	6	7	11	2	1	0	13	(.257)	(1.78)	1	0	0	1	0	42	0	1	5.73
6/6	@ Indianapolis	W, 4-2	9.0	7	2	2	6	12	0	1	0	9	(.219)	(1.44)	0	0	1	1	0	40	1	1	5.66
6/7	@ Indianapolis	W, 9-7	9.0	10	7	7	4	13	3	1	1	18	(.286)	(1.56)	0	0	0	1	0	39	0	0	5.68
6/8	@ Indianapolis	W, 15-7	9.0	11	7	7	8	7	3	0	1	17	(.306)	(2.11)	0	0	0	1	0	44	0	0	5.70
6/9	@ Indianapolis	W, 6-2	9.0	8	2	2	1	12	1	0	1	12	(.216)	(1.00)	0	0	0	0	0	38	0	0	5.64
6/10	@ Indianapolis	W, 9-5	9.0	8	5	5	5	10	1	0	0	9	(.242)	(2.00)	1	0	0	1	0	44	1	1	5.63
6/13	COLUMBUS	W, 6-5	9.0	9	5	5	6	10	3	0	1	15	(.250)	(1.67)	1	0	1	0	0	43	1	2	5.62
6/14	COLUMBUS	W, 6-1	9.0	4	1	1	6	11	0	0	0	4	(.133)	(1.11)	0	0	1	0	0	38	0	0	5.54
6/15	COLUMBUS	W, 4-2	9.0	5	2	2	1	4	0	0	2	11	(.161)	(0.67)	0	0	1	1	0	33	1	1	5.49
6/16	COLUMBUS	W, 4-1	9.0	6	1	1	3	6	0	0	0	6	(.194)	(1.00)	0	0	0	3	0	34	0	0	5.42
6/17	COLUMBUS	W, 13-4	9.0	11	4	4	4	7	1	0	2	18	(.297)	(1.67)	1	0	0	1	0	41	0	0	5.39
6/18	COLUMBUS	W, 6-4	9.0	6	4	4	5	9	2	1	0	10	(.194)	(1.22)	2	0	0	0	0	37	1	1	5.37
6/20	@ Rochester	L, 5-4	8.0	7	5	5	5	13	1	0	1	11	(.233)	(1.50)	1	1	1	0	0	36	0	1	5.38
6/21	@ Rochester	W, 7-3	9.0	7	3	2	2	8	1	0	1	11	(.219)	(1.00)	1	0	0	0	0	36	0	0	5.33
6/22	@ Rochester	W, 8-4	9.0	8	4	4	5	7	1	0	3	18	(.229)	(1.44)	1	0	0	0	0	40	0	0	5.31
6/23	@ Rochester	W, 4-2	9.0	5	2	1	5	7	1	1	0	8	(.167)	(1.11)	0	0	2						

DATE	OPPONENT	RESULT	IP	H	R	ER	BB	SO	2B	3B	HR	TB	AVG	WHIP	WP	BK	HB	GDP	IBB	TBF	SV	SVO	ERA (SEASON)
6/28	IOWA	L, 9-2	9.0	7	9	9	12	9	0	1	2	15	(.226)	(2.11)	1	0	0	2	0	44	0	0	5.24
6/29	IOWA	W, 8-3	9.0	3	3	3	5	14	0	0	2	9	(.103)	(0.89)	0	0	0	0	0	34	0	0	5.21
6/30	IOWA	L, 6-5	9.0	8	6	6	4	5	1	0	2	15	(.235)	(1.33)	0	0	0	1	0	38	0	1	5.22
7/2 [G1]	IOWA	W, 11-1 (7)	7.0	4	1	1	7	9	1	0	0	5	(.174)	(1.57)	0	0	0	1	0	30	0	0	5.18
7/2 [G2]	IOWA	L, 6-2 (7)	7.0	10	6	6	0	7	1	0	2	17	(.333)	(1.43)	0	0	0	1	0	30	0	0	5.20
7/3	IOWA	L, 7-6	9.0	9	7	6	3	14	4	0	2	19	(.257)	(1.33)	0	0	0	0	0	39	0	0	5.21
7/4	@ Gwinnett	L, 3-1	8.0	4	3	3	5	7	0	0	1	7	(.154)	(1.13)	0	0	2	2	0	33	0	1	5.19
7/5	@ Gwinnett	L, 8-7 (10)	9.0	10	8	7	7	8	2	0	1	15	(.294)	(1.89)	0	0	0	0	1	43	0	1	5.22
7/6	@ Gwinnett	L, 9-6	8.0	6	9	9	5	10	1	0	3	16	(.200)	(1.38)	0	0	0	0	0	35	0	1	5.27
7/7	@ Gwinnett	W, 7-1	9.0	7	1	1	4	11	1	0	0	8	(.219)	(1.22)	0	0	0	1	0	36	1	1	5.22
7/9	@ Gwinnett	L, 8-1	8.0	8	8	4	6	5	3	0	0	11	(.250)	(1.75)	1	0	1	0	0	39	0	0	5.21
7/14	INDIANAPOLIS	L, 13-5	9.0	13	13	13	9	9	5	0	4	30	(.342)	(2.44)	0	0	1	1	0	49	0	0	5.31
7/15	INDIANAPOLIS	W, 8-3	9.0	9	3	3	4	12	2	0	1	14	(.257)	(1.44)	2	0	0	0	0	39	0	0	5.28
7/16	INDIANAPOLIS	L, 11-4	9.0	14	11	11	9	9	3	0	3	26	(.389)	(2.56)	0	0	0	2	1	46	0	0	5.35
7/18	ST. PAUL	W, 1-0	9.0	2	0	0	2	10	1	0	0	3	(.069)	(0.44)	0	0	0	0	0	31	0	0	5.28
7/19	ST. PAUL	L, 9-4	9.0	8	9	9	11	6	2	0	1	13	(.242)	(2.11)	4	1	5	1	0	50	0	0	5.33
7/20	ST. PAUL	L, 6-5	9.0	10	6	6	6	10	2	0	2	18	(.286)	(1.78)	0	0	1	0	0	42	0	0	5.33
7/21	ST. PAUL	W, 5-4	9.0	6	4	4	6	10	0	0	0	6	(.188)	(1.33)	0	0	0	0	0	38	0	0	5.32
7/22	ST. PAUL	W, 8-5	9.0	9	5	5	1	4	2	0	3	20	(.273)	(1.11)	1	0	1	1	0	36	0	0	5.31
7/23	ST. PAUL	W, 3-1	9.0	6	1	1	0	9	2	0	0	8	(.182)	(0.67)	0	0	1	0	0	34	1	1	5.27
7/25	@ Columbus	L, 10-2	8.0	11	10	10	8	4	1	0	1	15	(.324)	(2.38)	3	0	0	0	0	42	0	0	5.33
7/26	@ Columbus	W, 5-2	9.0	6	2	2	2	4	1	0	1	10	(.194)	(0.89)	0	0	0	1	0	34	1	1	5.29
7/27	@ Columbus	W, 5-2	9.0	5	2	2	9	12	1	0	0	6	(.167)	(1.56)	0	0	0	1	0	40	1	1	5.25
7/28	@ Columbus	W, 7-6	9.0	9	6	6	2	12	0	0	4	21	(.257)	(1.22)	0	0	0	1	0	37	1	1	5.26
7/29	@ Columbus	L, 6-3	8.0	8	6	6	3	11	2	0	2	16	(.258)	(1.38)	0	0	0	1	0	34	0	0	5.28
7/30	@ Columbus	W, 7-5	9.0	8	5	4	3	10	0	1	1	13	(.222)	(1.22)	0	0	0	0	0	39	0	0	5.26
8/1	@ Louisville	L, 3-2	8.2	4	3	3	6	10	2	0	0	6	(.133)	(1.15)	0	0	1	0	0	37	0	1	5.24
8/2	@ Louisville	L, 5-4	8.2	6	5	4	3	11	2	0	1	11	(.182)	(1.04)	0	0	2	0	2	38	0	0	5.23
8/3	@ Louisville	L, 11-2	8.0	14	11	10	9	5	3	0	0	17	(.400)	(2.88)	0	0	0	0	0	47	0	0	5.28
8/4	@ Louisville	L, 8-3	8.0	12	8	8	8	6	3	1	1	20	(.364)	(2.50)	1	0	0	1	0	41	0	0	5.32
8/5	@ Louisville	L, 5-1	8.0	10	5	5	4	12	1	0	1	14	(.303)	(1.75)	0	0	0	0	0	38	0	0	5.32
8/6	@ Louisville	L, 5-4	8.0	9	5	5	2	5	1	0	2	16	(.300)	(1.38)	0	0	3	1	0	35	0	1	5.32
8/8	IOWA	L, 8-2	9.0	7	8	4	8	10	1	0	3	17	(.206)	(1.67)	1	0	1	1	0	43	0	0	5.31
8/9	IOWA	L, 20-1	9.0	17	20	19	11	9	2	0	7	40	(.378)	(3.11)	0	0	0	1	0	56	0	0	5.44
8/10	IOWA	L, 10-3	9.0	11	10	10	7	13	3	0	1	17	(.297)	(2.00)	0	0	0	0	0	44	0	1	5.49
8/11	IOWA	L, 9-4	9.0	13	9	9	7	13	2	1	2	23	(.342)	(2.22)	1	0	1	1	0	46	0	1	5.52
8/12	IOWA	L, 7-4	9.0	9	7	7	5	6	3	0	2	18	(.257)	(1.56)	0	0	1	0	0	42	0	0	5.53
8/15	@ Toledo	W, 11-8	9.0	15	8	7	2	8	5	1	1	25	(.375)	(1.89)	2	0	0	2	0	42	0	0	5.55
8/16	@ Toledo	L, 8-2	8.0	10	8	8	7	9	3	0	3	22	(.313)	(2.13)	0	0	0	0	0	40	0	0	5.58
8/17	@ Toledo	L, 4-2	8.0	10	4	3	4	5	2	1	1	17	(.303)	(1.75)	0	0	0	1	0	37	0	0	5.56
8/18	@ Toledo	L, 5-0	8.0	10	5	5	6	5	3	0	1	16	(.333)	(2.00)	0	0	0	0	0	37	0	0	5.56
8/19	@ Toledo	W, 5-3	9.0	5	3	3	6	10	1	0	2	12	(.161)	(1.22)	2	0	0	0	0	37	1	1	5.54
8/20	@ Toledo	L, 3-0	8.0	4	3	2	7	12	2	0	1	9	(.143)	(1.38)	0	0	0	0	0	35	0	0	5.51
8/22	ST. PAUL	W, 14-4	9.0	8	4	4	3	11	1	0	2	15	(.229)	(1.22)	2	0	0	0	0	38	0	0	5.50
8/23	ST. PAUL	L, 6-4	9.0	12	6	6	4	4	3	0	0	15	(.324)	(1.78)	1	0	0	1	0	42	0	0	5.50
8/24	ST. PAUL	L, 10-7	9.0	18	10	9	7	13	0	0	1	21	(.450)	(2.78)	3	0	0	1	0	48	0	0	5.53
8/25	ST. PAUL	L, 9-3	9.0	12	9	6	1	14	3	0	2	21	(.316)	(1.44)	0	0	1	2	0	40	0	1	5.53
8/26	ST. PAUL	W, 7-3	9.0	8	3	3	6	14	1	0	1	12	(.235)	(1.56)	0	0	2	0	0	42	0	0	5.51
8/27	ST. PAUL	W, 5-3	9.0	5	3	3	4	13	1	0	1	9	(.156)	(1.00)	0	0	1	0	0	37	1	1	5.49
8/29	LOUISVILLE	W, 4-3	9.0	7	3	3	2	6	0	0	1	10	(.212)	(1.00)	2	0	1	2	0	37	0	0	5.47
8/30	LOUISVILLE	W, 4-2	9.0	10	2	2	3	10	0	0	1	13	(.286)	(1.44)	0	0	0	2	0	38	1	1	5.44
8/31	LOUISVILLE	L, 5-4	9.0	11	5	5	5	8	1	0	1	15	(.314)	(1.78)	0	0	0	2	0	40	0	0	5.44
9/1	LOUISVILLE	L, 12-7	9.0	19	12	12	2	9	3	1	5	39	(.442)	(2.33)	1	0	1	2	0	46	0	0	5.49
9/2	LOUISVILLE	L, 4-2	9.0	9	4	3	3	10	2	0	1	14	(.273)	(1.33)	1	0	2	2	0	40	0	1	5.47
9/3	LOUISVILLE	W, 7-1	9.0	4	1	0	3	10	1	0	0	5	(.129)	(0.78)	1	0	1	1	0	35	0	0	5.43
9/5	@ Iowa	W, 10-9	9.0	9	9	7	7	8	4	0	4	25	(.250)	(1.78)	1	0	1	0	0	45	0	0	5.44
9/6	@ Iowa	W, 11-7	9.0	9	7	7	4	11	1	0	2	16	(.265)	(1.44)	0	0	0	1	0	38	0	0	5.45
9/7	@ Iowa	W, 10-2	9.0	7	2	2	7	10	0	1	1	12	(.219)	(1.56)	1	0	0	2	1	39	0	0	5.43
9/8	@ Iowa	W, 4-2	9.0	11	2	2	3	10	1	0	1	15	(.297)	(1.56)	0	0	0	1	0	40	1	1	5.40
9/9	@ Iowa	L, 8-3	8.0	12	8	8	7	9	1	0	3	22	(.343)	(2.38)	2	0	0	1	0	42	0	0	5.42
9/10	@ Iowa	L, 9-3	8.0	11	9	8	5	10	2	0	2	19	(.324)	(2.00)	0	0	0	2	0	39	0	0	5.45
9/12	INDIANAPOLIS	W, 10-6	9.0	11	6	6	3	7	5	0	2	22	(.289)	(1.56)	0	0	0	0	0	41	0	0	5.45
9/13	INDIANAPOLIS	L, 5-4	9.0	8	5	5	6	8	5	0	0	13	(.229)	(1.56)	0	0	0	1	0	42	0	0	5.45
9/14	INDIANAPOLIS	L, 4-1	9.0	14	4	4	3	9	1	0	2	21	(.368)	(1.89)	1	0	0	1	0	41	0	0	5.44
9/15	INDIANAPOLIS	L, 3-1	9.0	5	3	3	6	6	1	0	1	9	(.172)	(1.22)	0	0	0	1	0	35	0	0	5.42
9/16	INDIANAPOLIS	W, 9-2	9.0	6	2	2	1	4	0	0	1	9	(.188)	(0.78)	0	0	0	2	0	33	0	0	5.39
9/17	INDIANAPOLIS	W, 11-5	9.0	8	5	5	3	6	2	0	1	13	(.216)	(1.22)	1	0	0	0	0	40	0	0	5.39
9/19	@ Columbus	W, 7-3	9.0	7	3	3	2	12	3	0	2	16	(.206)	(1.00)	0	0	0	0	0	36	0	0	5.37
9/20	@ Columbus	W, 4-2	9.0	6	2	2	3	8	2	0	2	14	(.182)	(1.00)	0	0	0	0	0	36	1	1	5.35
9/21	@ Columbus	L, 8-3	8.0	10	8	8	4	8	2	0	2	18	(.313)	(1.75)	0								

DATE	OPPONENT	RESULT	AB	R	H	TB	2B	3B	HR	XBH	RBI	BB	IBB	SO	SB	CS	HBP	SAC	SF	GDP	LOB	AVG (SEASON)
3/31	@ Indianapolis	W, 8-6	40	8	12	16	2	1	0	3	8	9	0	12	5	0	0	0	0	0	14	.300
4/1	@ Indianapolis	W, 12-1	42	12	16	24	2	0	2	4	12	6	0	10	3	0	0	0	2	0	11	.341
4/2	@ Indianapolis	W, 8-3	39	8	12	22	1	0	3	4	8	4	0	5	2	0	1	0	0	0	9	.331
4/4	TOLEDO	L, 9-2	29	2	6	12	1	1	1	3	2	6	0	7	2	0	0	0	0	4	6	.307
4/5	TOLEDO	L, 7-6	34	6	8	18	1	0	3	4	6	4	0	10	1	1	1	0	0	1	6	.293
4/6	TOLEDO	L, 8-5	32	5	7	15	0	1	2	3	3	3	0	12	2	1	0	0	1	1	4	.282
4/7	TOLEDO	W, 9-4	34	9	12	18	3	0	1	4	8	4	0	11	0	0	0	0	1	1	6	.292
4/8	TOLEDO	W, 13-8	36	13	12	26	2	0	4	6	13	5	0	9	0	0	0	0	0	0	4	.297
4/9	TOLEDO	L, 8-2	33	2	6	11	2	0	1	3	2	6	0	12	0	0	2	0	0	0	12	.285
4/11	@ Iowa	L, 9-6	38	6	10	20	4	0	2	6	6	1	0	6	0	0	0	0	0	0	6	.283
4/12	@ Iowa	W, 10-6	38	10	12	29	5	0	4	9	10	3	0	9	1	1	1	0	0	0	5	.286
4/13	@ Iowa	L, 14-1	31	1	6	12	3	0	1	4	1	1	0	4	0	0	0	0	0	1	4	.279
4/14	@ Iowa	W, 11-8	38	11	11	14	3	0	0	3	10	7	0	7	5	1	2	0	1	0	10	.280
4/18	GWINNETT	L, 4-1	31	1	7	10	3	0	0	3	1	3	0	10	0	1	1	0	1	1	8	.277
4/19	GWINNETT	L, 6-2	31	2	6	14	2	0	2	4	2	3	0	7	2	0	0	0	0	1	5	.272
4/20	GWINNETT	L, 9-3	27	3	3	4	1	0	0	1	3	11	0	10	2	0	0	0	2	1	10	.264
4/21	GWINNETT	L, 7-3	35	3	9	13	1	0	1	2	3	4	0	8	1	0	0	0	0	1	9	.264
4/22	GWINNETT	L, 5-2	27	2	4	8	1	0	1	2	2	4	0	8	0	1	0	0	0	3	2	.259
4/23	GWINNETT	W, 5-3	31	5	12	15	3	0	0	3	5	4	0	7	6	1	0	0	0	0	6	.265
4/25	@ Nashville	L, 8-3	29	3	5	6	1	0	0	1	3	3	0	12	0	0	1	0	0	2	3	.261
4/26	@ Nashville	L, 5-0	30	0	4	5	1	0	0	1	0	2	0	7	3	0	0	0	0	2	5	.255
4/27	@ Nashville	W, 2-1	33	2	8	13	2	0	1	3	2	2	0	11	2	0	1	0	0	1	7	.255
4/28	@ Nashville	L, 4-3	30	3	5	5	0	0	0	0	2	3	0	9	3	1	0	0	0	1	3	.251
4/29	@ Nashville	L, 6-5 (10)	37	5	8	15	4	0	1	5	4	3	0	6	0	0	0	0	0	2	6	.250
4/30	@ Nashville	W, 10-6	34	10	11	23	3	0	3	6	10	7	0	7	3	0	1	1	3	1	9	.253
5/2	LOUISVILLE	L, 10-4	33	4	6	9	1	1	0	2	4	7	0	10	0	1	1	0	0	1	10	.250
5/3	LOUISVILLE	L, 7-4	34	4	10	13	3	0	0	3	4	2	0	6	0	0	0	0	0	3	5	.252
5/4	LOUISVILLE	L, 12-10	40	10	11	17	3	0	1	4	8	4	0	6	6	0	1	0	1	0	9	.253
5/5	LOUISVILLE	W, 6-2	30	6	5	12	1	0	2	3	6	3	0	10	3	0	0	0	0	0	3	.250
5/6	LOUISVILLE	W, 11-9	31	11	12	16	1	0	1	2	10	6	0	6	2	1	4	1	1	0	8	.254
5/7	LOUISVILLE	L, 4-3	35	3	8	17	1	1	2	4	3	2	0	10	2	0	0	0	0	0	7	.253
5/9	@ Scranton/WB	L, 14-2	31	2	4	8	1	0	1	2	1	0	0	5	0	0	0	0	0	1	2	.250
5/10	@ Scranton/WB	L, 4-3	30	3	5	11	1	1	1	3	3	7	0	8	3	1	1	0	1	0	9	.248
5/11	@ Scranton/WB	W, 4-3 (11)	36	4	4	8	1	0	1	2	2	4	0	9	3	0	1	0	0	2	6	.243
5/12	@ Scranton/WB	W, 3-2	32	3	8	10	2	0	0	2	3	2	0	7	1	1	0	0	1	0	5	.243
5/13	@ Scranton/WB	L, 8-6	37	6	14	21	4	0	1	5	6	1	0	8	3	1	1	0	0	0	6	.248
5/14	@ Scranton/WB	W, 6-3	33	6	7	20	2	1	3	6	5	6	0	13	2	1	0	0	0	0	6	.247
5/16	TOLEDO	L, 9-2	36	2	9	10	1	0	0	1	2	8	0	12	2	0	0	0	0	0	15	.247
5/17	TOLEDO	W, 16-8	41	16	18	34	7	0	3	10	15	5	0	9	3	0	2	0	0	1	8	.253
5/18	TOLEDO	W, 9-0	36	9	14	20	3	0	1	4	9	4	0	6	0	0	1	0	0	2	8	.256
5/19	TOLEDO	W, 9-1	32	9	12	18	4	1	0	5	8	8	0	7	5	1	1	0	1	1	9	.259
5/20	TOLEDO	L, 4-1	29	1	2	2	0	0	0	0	1	7	0	16	2	0	0	0	0	0	8	.255
5/21	TOLEDO	W, 8-4	35	8	12	28	2	1	4	7	7	6	0	6	2	0	0	0	0	1	9	.257
5/23	@ St. Paul	W, 6-1	35	6	10	18	5	0	1	6	6	4	0	11	0	0	0	0	1	2	7	.258
5/24	@ St. Paul	L, 6-5	38	5	11	15	1	0	1	2	5	6	0	12	1	1	0	0	0	1	12	.259
5/25	@ St. Paul	L, 8-6	36	6	10	16	3	0	1	4	6	7	0	6	6	0	2	0	0	1	12	.259
5/26	@ St. Paul	W, 6-4	32	6	8	9	1	0	0	1	3	8	0	7	7	1	1	0	0	2	8	.259
5/27	@ St. Paul	L, 14-1	28	1	6	9	0	0	1	1	1	7	0	8	0	2	1	0	0	4	8	.258
5/28	@ St. Paul	L, 10-6	34	6	11	12	1	0	0	1	5	3	0	5	2	0	0	0	0	4	4	.260
5/30	MEMPHIS	W, 7-6	34	7	12	24	4	1	2	7	5	2	0	5	0	2	1	0	0	1	6	.261
5/31	MEMPHIS	L, 9-4	37	4	9	9	0	0	0	0	3	1	0	10	3	0	1	0	0	1	8	.261
6/1	MEMPHIS	L, 12-6	34	6	9	20	2	0	3	5	6	6	0	10	1	0	1	0	0	2	8	.261
6/2	MEMPHIS	W, 10-9 (10)	40	10	13	20	4	0	1	5	9	3	0	8	4	1	0	2	1	0	8	.263
6/3	MEMPHIS	L, 4-2	31	2	6	7	1	0	0	1	1	6	0	11	0	0	0	0	0	1	8	.261
6/4	MEMPHIS	L, 6-5	37	5	12	13	1	0	0	1	4	6	0	8	2	0	0	0	0	2	11	.263
6/6	@ Indianapolis	W, 4-2	32	4	8	13	2	0	1	3	4	2	0	5	5	1	0	1	1	0	5	.262
6/7	@ Indianapolis	W, 9-7	33	9	10	16	3	0	1	4	9	10	0	7	5	0	1	0	2	2	10	.263
6/8	@ Indianapolis	W, 15-7	36	15	12	18	3	0	1	4	15	11	0	11	4	0	0	0	3	0	8	.264
6/9	@ Indianapolis	W, 6-2	39	6	13	19	3	0	1	4	6	0	0	8	2	0	1	0	0	1	7	.266
6/10	@ Indianapolis	W, 9-5	37	9	12	18	3	0	1	4	8	10	1	8	5	0	1	0	1	0	13	.267
6/13	COLUMBUS	W, 6-5	29	6	7	14	1	0	2	3	6	4	0	10	2	0	1	0	0	1	4	.266
6/14	COLUMBUS	W, 6-1	26	6	5	16	2	0	3	5	6	6	0	7	2	0	1	1	1	0	5	.265
6/15	COLUMBUS	W, 4-2	29	4	6	8	0	1	0	1	4	3	0	8	2	0	1	0	1	0	6	.265
6/16	COLUMBUS	W, 4-1	30	4	10	18	5	0	1	6	4	3	0	7	0	1	0	0	0	1	5	.266
6/17	COLUMBUS	W, 13-4	37	13	15	23	2	0	2	4	13	9	0	10	0	0	0	0	1	1	10	.268
6/18	COLUMBUS	W, 6-4	34	6	13	23	4	0	2	6	6	1	0	7	1	0	2	0	0	1	7	.270
6/20	@ Rochester	L, 5-4	31	4	7	8	1	0	0	1	4	7	0	10	0	2	0	0	1	1	8	.269
6/21	@ Rochester	W, 7-3	35	7	10	13	3	0	0	3	6	6	0	8	0	0	0	0	0	2	7	.269
6/22	@ Rochester	W, 8-4	37	8	11	16	2	0	1	3	7	3	0	12	2	0	1	0	0	1	6	.270
6/23	@ Rochester	W, 4-2	33	4	7	12	2	0	1	3	3	2	0	8	0	0	1	1	0	0	6	.269
6/24	@ Rochester	L, 3-2	30	2	5	11	1	1	1	3	2	6	0	11	1	0	0	1	0	1	8	.268
6/25	@ Rochester	W, 7-3	33	7	9	10	1	0	0	1	6	7	0	10	3	1	0	0	2	1	8	.268

DATE	OPPONENT	RESULT	AB	R	H	TB	2B	3B	HR	XBH	RBI	BB	IBB	SO	SB	CS	HBP	SAC	SF	GDP	LOB	AVG (SEASON)
6/28	IOWA	L, 9-2	30	2	5	6	1	0	0	1	2	3	0	9	1	0	0	1	0	1	5	.267
6/29	IOWA	W, 8-3	34	8	12	28	5	1	3	9	8	7	1	11	2	1	1	0	1	0	11	.268
6/30	IOWA	L, 6-5	37	5	9	12	3	0	0	3	3	4	0	12	1	0	1	0	0	1	10	.267
7/2 [G1]	IOWA	W, 11-1 (7)	31	11	16	27	5	0	2	7	11	3	0	7	0	0	1	0	0	2	6	.270
7/2 [G2]	IOWA	L, 6-2 (7)	26	2	6	11	2	0	1	3	1	0	0	7	1	1	0	0	0	0	3	.270
7/3	IOWA	L, 7-6	32	6	5	9	1	0	1	2	5	6	0	11	0	0	0	0	0	0	5	.269
7/4	@ Gwinnett	L, 3-1	29	1	3	4	1	0	0	1	1	2	0	9	2	1	0	0	0	0	3	.267
7/5	@ Gwinnett	L, 8-7 (10)	40	7	13	21	5	0	1	6	7	4	0	11	5	1	0	0	1	1	9	.268
7/6	@ Gwinnett	L, 9-6	33	6	10	22	2	2	2	6	6	2	0	3	0	1	0	0	2	1	4	.268
7/7	@ Gwinnett	W, 7-1	39	7	13	20	1	0	2	3	6	8	0	11	2	0	0	0	0	1	13	.269
7/9	@ Gwinnett	L, 8-1	27	1	3	6	3	0	0	3	1	4	0	10	1	0	0	0	0	0	3	.268
7/14	INDIANAPOLIS	L, 13-5	39	5	12	21	0	0	3	3	5	4	0	8	0	0	1	0	0	0	12	.268
7/15	INDIANAPOLIS	W, 8-3	31	8	8	18	1	0	3	4	7	6	0	6	1	0	0	0	0	1	5	.268
7/16	INDIANAPOLIS	L, 11-4	37	4	10	17	1	0	2	3	4	2	0	10	0	0	1	0	0	0	9	.268
7/18	ST. PAUL	W, 1-0	29	1	5	7	2	0	0	2	1	3	1	8	1	0	0	0	0	1	5	.267
7/19	ST. PAUL	L, 9-4	33	4	7	13	1	1	1	3	4	2	0	3	0	0	0	0	1	0	5	.266
7/20	ST. PAUL	L, 6-5	34	5	10	17	2	1	1	4	5	5	0	5	0	0	1	0	1	0	9	.267
7/21	ST. PAUL	W, 5-4	36	5	10	13	3	0	0	3	5	3	1	8	4	0	0	0	0	0	9	.267
7/22	ST. PAUL	W, 8-5	32	8	9	13	2	1	0	3	7	5	0	5	2	0	1	0	0	1	6	.267
7/23	ST. PAUL	W, 3-1	29	3	8	12	2	1	0	3	3	5	0	10	0	1	0	0	0	1	7	.267
7/25	@ Columbus	L, 10-2	29	2	5	6	1	0	0	1	2	8	0	4	0	2	1	0	0	2	9	.266
7/26	@ Columbus	W, 5-2	32	5	7	9	2	0	0	2	4	10	0	7	1	1	0	0	1	0	11	.266
7/27	@ Columbus	W, 5-2	34	5	8	10	2	0	0	2	4	6	0	8	1	0	1	0	1	0	10	.265
7/28	@ Columbus	W, 7-6	33	7	8	21	1	0	4	5	7	6	0	11	0	1	0	0	1	0	6	.265
7/29	@ Columbus	L, 6-3	38	3	11	15	1	0	1	2	3	5	0	10	1	0	1	0	0	0	14	.265
7/30	@ Columbus	W, 7-5	34	7	7	23	1	0	5	6	7	3	0	3	0	0	0	0	0	0	3	.265
8/1	@ Louisville	L, 3-2	30	2	4	6	2	0	0	2	1	5	0	6	3	1	1	0	0	1	7	.264
8/2	@ Louisville	L, 5-4	28	4	4	4	0	0	0	0	4	6	0	10	1	0	0	0	1	1	4	.263
8/3	@ Louisville	L, 11-2	30	2	5	5	0	0	0	0	2	5	0	6	0	0	1	0	0	2	7	.262
8/4	@ Louisville	L, 8-3	35	3	8	15	1	0	2	3	3	2	0	7	0	0	0	0	0	0	7	.261
8/5	@ Louisville	L, 5-1	32	1	6	8	0	1	0	1	0	3	0	7	4	1	0	0	0	1	7	.261
8/6	@ Louisville	L, 5-4	35	4	8	12	1	0	1	2	4	6	0	10	0	0	0	0	0	0	10	.260
8/8	IOWA	L, 8-2	32	2	5	12	1	0	2	3	2	3	0	9	1	0	0	0	0	0	6	.259
8/9	IOWA	L, 20-1	29	1	4	7	0	0	1	1	1	2	0	14	0	0	1	0	0	2	4	.258
8/10	IOWA	L, 10-3	32	3	6	15	1	1	2	4	3	6	0	9	1	0	0	0	0	2	8	.258
8/11	IOWA	L, 9-4	35	4	10	13	0	0	1	1	4	8	0	16	0	1	0	0	0	1	12	.258
8/12	IOWA	L, 7-4	33	4	7	18	2	0	3	5	4	3	0	4	0	0	0	0	0	1	5	.258
8/15	@ Toledo	W, 11-8	39	11	15	23	5	0	1	6	9	4	0	9	2	2	1	0	0	1	6	.259
8/16	@ Toledo	L, 8-2	40	2	13	19	3	0	1	4	2	4	0	12	1	0	0	0	0	0	15	.260
8/17	@ Toledo	L, 4-2	33	2	7	10	0	0	1	1	2	3	0	15	2	0	0	0	0	1	7	.259
8/18	@ Toledo	L, 5-0	34	0	8	10	2	0	0	2	0	3	0	17	1	1	1	0	0	0	11	.259
8/19	@ Toledo	W, 5-3	31	5	7	14	1	0	2	3	5	5	0	12	0	1	1	1	0	0	6	.259
8/20	@ Toledo	L, 3-0	30	0	1	1	0	0	0	0	0	3	0	7	1	0	0	0	0	0	6	.257
8/22	ST. PAUL	W, 14-4	36	14	13	19	3	0	1	4	13	9	0	8	1	0	1	0	1	0	9	.258
8/23	ST. PAUL	L, 6-4	32	4	5	15	1	0	3	4	4	3	0	15	0	0	0	0	0	0	4	.257
8/24	ST. PAUL	L, 10-7	33	7	7	10	3	0	0	3	6	5	0	12	0	0	1	0	0	0	5	.257
8/25	ST. PAUL	L, 9-3	31	3	7	7	0	0	0	0	3	5	0	5	1	1	0	0	1	1	7	.257
8/26	ST. PAUL	W, 7-3	29	7	9	15	3	0	1	4	7	5	0	6	3	1	1	0	2	1	6	.257
8/27	ST. PAUL	W, 5-3	28	5	5	15	1	0	3	4	5	8	0	3	2	0	1	0	0	0	8	.256
8/29	LOUISVILLE	W, 4-3	34	4	10	14	1	0	1	2	4	8	0	13	4	1	2	1	0	0	15	.257
8/30	LOUISVILLE	W, 4-2	28	4	5	11	0	0	2	2	4	1	0	6	1	0	3	0	0	1	4	.256
8/31	LOUISVILLE	L, 5-4	37	4	11	15	1	0	1	2	4	2	0	10	0	0	0	0	0	0	8	.257
9/1	LOUISVILLE	L, 12-9	38	7	10	23	4	0	3	7	7	4	0	8	1	0	0	0	0	0	8	.257
9/2	LOUISVILLE	L, 4-2	31	2	5	5	0	0	0	0	2	5	0	8	1	0	0	0	0	1	7	.256
9/3	LOUISVILLE	W, 7-1	35	7	12	19	2	1	1	4	6	6	0	9	1	0	0	0	0	1	10	.257
9/5	@ Iowa	W, 10-9	38	10	13	28	3	0	4	7	10	7	1	7	0	0	0	0	0	1	8	.257
9/6	@ Iowa	W, 11-7	37	11	13	23	5	1	1	7	11	10	1	14	2	1	0	0	1	0	10	.258
9/7	@ Iowa	W, 10-2	36	10	14	24	7	0	1	8	9	6	0	10	5	1	0	2	3	0	10	.259
9/8	@ Iowa	W, 4-2	34	4	8	16	2	0	2	4	4	5	0	13	0	1	0	0	0	0	8	.259
9/9	@ Iowa	L, 8-3	30	3	5	11	0	0	2	2	3	4	0	8	0	0	1	0	0	2	5	.259
9/10	@ Iowa	L, 9-3	34	3	7	13	3	0	1	4	3	3	0	7	0	0	0	0	0	0	7	.258
9/12	INDIANAPOLIS	W, 10-6	32	10	10	17	7	0	0	7	10	6	0	8	6	1	1	0	1	1	6	.258
9/13	INDIANAPOLIS	L, 5-4	39	4	11	18	1	0	2	3	4	2	0	10	0	0	0	0	0	0	10	.258
9/14	INDIANAPOLIS	L, 4-1	27	1	2	5	0	0	1	1	1	5	0	10	0	1	0	0	0	1	4	.258
9/15	INDIANAPOLIS	L, 3-1	29	1	2	2	0	0	0	0	1	3	0	12	2	0	0	0	0	1	4	.256
9/16	INDIANAPOLIS	W, 9-2	38	9	14	22	3	1	1	5	7	5	0	5	0	0	0	0	0	1	10	.257
9/17	INDIANAPOLIS	W, 11-5	37	11	14	26	3	0	3	6	9	6	0	7	2	0	0	1	0	0	9	.258
9/19	@ Columbus	W, 7-3	38	7	10	19	0	0	3	3	7	5	0	9	1	0	1	0	0	0	10	.258
9/20	@ Columbus	W, 4-2	34	4	8	15	1	0	2	3	4	4	0	11	3	0	1	0	0	0	8	.258
9/21	@ Columbus	L, 8-3	32	3	7	10	0	0	1	1	2	8	0	9	0	0	0	0	0	2	10	.258
9/22	@ Columbus	L, 4-3	34	3	8	14	3	0	1	4	3	1	0	13	1	0	0	0	0	1	5	.258
9/23	@ Columbus	L, 4-3	35	3	9	19	1	0	3	4	3	0	0	8	0	1	0	0	0	0	5	.258
9/24	@ Columbus	W, 3-2	32	3	4	9	2	0	1	3	3	4	0	14	1	0	0	0	0	0	6	.257

DATE	OPPONENT	RESULT	PCT	TC	E	E-THR.	E-FLD.	A	PO	DP	TP	SB	CS	CS %
3/31	@ Indianapolis	W, 8-6	1.000	36	0	0	0	9	27	1	0	2	0	0%
4/1	@ Indianapolis	W, 12-1	1.000	39	0	0	0	12	27	5	0	0	0	—
4/2	@ Indianapolis	W, 8-3	1.000	39	0	0	0	12	27	3	0	0	0	—
4/4	TOLEDO	L, 9-2	1.000	34	0	0	0	7	27	1	0	0	0	—
4/5	TOLEDO	L, 7-6	.949	39	2	2	0	10	27	2	0	0	0	—
4/6	TOLEDO	L, 8-5	.974	39	1	0	1	11	27	1	0	1	1	50%
4/7	TOLEDO	W, 9-4	1.000	39	0	0	0	12	27	0	0	0	0	—
4/8	TOLEDO	W, 13-8	.919	37	3	0	3	7	27	1	0	1	0	0%
4/9	TOLEDO	L, 8-2	.927	41	3	0	3	11	27	1	0	0	1	100%
4/11	@ Iowa	L, 9-6	1.000	33	0	0	0	9	24	0	0	0	0	—
4/12	@ Iowa	W, 10-6	1.000	33	0	0	0	6	27	1	0	1	0	0%
4/13	@ Iowa	L, 14-1	.973	37	1	1	0	12	24	0	0	0	0	—
4/14	@ Iowa	W, 11-8	.941	34	2	1	1	5	27	0	0	1	0	0%
4/18	GWINNETT	L, 4-1	.973	37	1	0	1	9	27	0	0	0	1	—
4/19	GWINNETT	L, 6-2	1.000	36	0	0	0	9	27	1	0	2	0	0%
4/20	GWINNETT	L, 9-3	.973	37	1	0	1	9	27	1	0	1	1	50%
4/21	GWINNETT	L, 7-3	.947	38	2	1	1	9	27	2	0	1	0	0%
4/22	GWINNETT	L, 5-2	.973	37	1	1	0	9	27	1	0	2	1	33%
4/23	GWINNETT	W, 5-3	.930	43	3	2	1	13	27	1	0	2	0	0%
4/25	@ Nashville	L, 8-3	.967	30	1	1	0	5	24	0	0	4	0	0%
4/26	@ Nashville	L, 5-0	1.000	32	0	0	0	8	24	0	0	1	0	0%
4/27	@ Nashville	W, 2-1	1.000	35	0	0	0	8	27	1	0	3	0	0%
4/28	@ Nashville	L, 4-3	.974	38	1	1	0	11	26	3	0	3	0	0%
4/29	@ Nashville	L, 6-5 (10)	1.000	38	0	0	0	10	28	0	0	0	0	—
4/30	@ Nashville	W, 10-6	.971	34	1	1	0	6	27	0	0	1	0	0%
5/2	LOUISVILLE	L, 10-4	1.000	38	0	0	0	11	27	0	0	1	0	0%
5/3	LOUISVILLE	L, 7-4	.972	36	1	1	0	8	27	1	0	1	1	50%
5/4	LOUISVILLE	L, 12-10	.974	39	1	0	1	11	27	1	0	1	1	50%
5/5	LOUISVILLE	W, 6-2	1.000	32	0	0	0	5	27	1	0	1	0	0%
5/6	LOUISVILLE	W, 11-9	1.000	39	0	0	0	12	27	0	0	1	1	50%
5/7	LOUISVILLE	L, 4-3	1.000	35	0	0	0	8	27	1	0	0	0	—
5/9	@ Scranton/WB	L, 14-2	.974	38	1	1	0	13	24	4	0	1	1	50%
5/10	@ Scranton/WB	L, 4-3	1.000	31	0	0	0	7	24	2	0	2	0	0%
5/11	@ Scranton/WB	W, 4-3 (11)	1.000	46	0	0	0	13	33	2	0	1	1	50%
5/12	@ Scranton/WB	W, 3-2	1.000	34	0	0	0	7	27	1	0	1	0	0%
5/13	@ Scranton/WB	L, 8-6	1.000	38	0	0	0	13	25	2	1	0	1	100%
5/14	@ Scranton/WB	W, 6-3	1.000	34	0	0	0	7	27	0	0	2	0	0%
5/16	TOLEDO	L, 9-2	.974	39	1	1	0	11	27	1	0	0	0	—
5/17	TOLEDO	W, 16-8	1.000	34	0	0	0	7	27	0	0	0	0	—
5/18	TOLEDO	W, 9-0	1.000	36	0	0	0	9	27	2	0	1	0	0%
5/19	TOLEDO	W, 9-1	.975	40	1	1	0	12	27	1	0	0	0	—
5/20	TOLEDO	L, 4-1	1.000	38	0	0	0	11	27	2	0	0	1	100%
5/21	TOLEDO	W, 8-4	1.000	40	0	0	0	13	27	2	0	0	1	100%
5/23	@ St. Paul	W, 6-1	1.000	37	0	0	0	10	27	0	0	0	0	—
5/24	@ St. Paul	L, 6-5	.970	33	1	0	1	8	24	0	0	3	1	25%
5/25	@ St. Paul	L, 8-6	.927	41	3	2	1	14	24	2	0	1	0	0%
5/26	@ St. Paul	W, 6-4	.974	38	1	1	0	10	27	3	0	0	0	—
5/27	@ St. Paul	L, 14-1	.917	36	3	1	2	9	24	1	0	2	0	0%
5/28	@ St. Paul	L, 10-6	.943	35	2	1	1	9	24	1	0	1	0	0%
5/30	MEMPHIS	W, 7-6	1.000	30	0	0	0	3	27	1	0	0	0	—
5/31	MEMPHIS	L, 9-4	.938	32	2	0	2	3	27	0	0	1	0	0%
6/1	MEMPHIS	L, 12-6	.971	34	1	0	1	6	27	1	0	3	0	0%
6/2	MEMPHIS	W, 10-9 (10)	.955	44	2	1	1	12	30	3	0	2	0	0%
6/3	MEMPHIS	L, 4-2	.950	40	2	0	2	11	27	0	0	0	0	—
6/4	MEMPHIS	L, 6-5	.971	34	1	0	1	6	27	1	0	2	0	0%
6/6	@ Indianapolis	W, 4-2	.974	39	1	1	0	11	27	2	0	2	1	33%
6/7	@ Indianapolis	W, 9-7	1.000	33	0	0	0	6	27	2	0	1	0	0%
6/8	@ Indianapolis	W, 15-7	1.000	36	0	0	0	9	27	1	0	2	0	0%
6/9	@ Indianapolis	W, 6-2	.947	38	2	1	1	9	27	0	0	2	0	0%
6/10	@ Indianapolis	W, 9-5	.973	37	1	0	1	9	27	1	0	0	1	100%
6/13	COLUMBUS	W, 6-5	1.000	39	0	0	0	12	27	0	0	1	0	0%
6/14	COLUMBUS	W, 6-1	1.000	34	0	0	0	7	27	0	0	4	0	0%
6/15	COLUMBUS	W, 4-2	.974	39	1	0	1	11	27	1	0	1	1	50%
6/16	COLUMBUS	W, 4-1	.974	39	1	0	1	11	27	3	0	1	0	0%
6/17	COLUMBUS	W, 13-4	1.000	35	0	0	0	8	27	1	0	0	0	—
6/18	COLUMBUS	W, 6-4	1.000	36	0	0	0	9	27	1	0	0	1	100%
6/20	@ Rochester	L, 5-4	.970	33	1	0	1	8	24	0	0	2	0	0%
6/21	@ Rochester	W, 7-3	.971	34	1	1	0	6	27	0	0	1	0	—
6/22	@ Rochester	W, 8-4	1.000	40	0	0	0	13	27	0	0	0	0	—
6/23	@ Rochester	W, 4-2	.974	38	1	1	0	10	27	2	0	0	0	—
6/24	@ Rochester	L, 3-2	.970	33	1	1	0	7	25	0	0	0	0	—
6/25	@ Rochester	W, 7-3	1.000	34	0	0	0	7	27	0	0	1	0	0%

DATE	OPPONENT	RESULT	PCT	TC	E	E-THR.	E-FLD.	A	PO	DP	TP	SB	CS	CS %
6/28	IOWA	L, 9-2	.974	39	1	0	1	11	27	2	0	0	1	100%
6/29	IOWA	W, 8-3	1.000	35	0	0	0	8	27	0	0	0	1	100%
6/30	IOWA	L, 6-5	1.000	37	0	0	0	10	27	1	0	2	0	0%
7/2 [G1]	IOWA	W, 11-1 (7)	1.000	28	0	0	0	7	21	1	0	0	0	-
7/2 [G2]	IOWA	L, 6-2 (7)	1.000	28	0	0	0	7	21	1	0	0	0	-
7/3	IOWA	L, 7-6	.972	36	1	1	0	8	27	0	0	3	0	0%
7/4	@ Gwinnett	L, 3-1	.972	36	1	1	0	11	24	2	0	3	0	0%
7/5	@ Gwinnett	L, 8-7 (10)	.974	39	1	0	1	11	27	0	0	0	1	100%
7/6	@ Gwinnett	L, 9-6	.972	36	1	1	0	11	24	0	0	3	0	0%
7/7	@ Gwinnett	W, 7-1	1.000	36	0	0	0	9	27	1	0	2	1	33%
7/9	@ Gwinnett	L, 8-1	.970	33	1	0	1	8	24	0	0	1	1	50%
7/14	INDIANAPOLIS	L, 13-5	1.000	40	0	0	0	13	27	1	0	0	0	-
7/15	INDIANAPOLIS	W, 8-3	1.000	31	0	0	0	4	27	0	0	0	0	-
7/16	INDIANAPOLIS	L, 11-4	1.000	40	0	0	0	13	27	2	0	0	1	100%
7/18	ST. PAUL	W, 1-0	1.000	33	0	0	0	6	27	0	0	0	0	#DIV/0!
7/19	ST. PAUL	L, 9-4	1.000	34	0	0	0	7	27	1	0	3	0	0%
7/20	ST. PAUL	L, 6-5	1.000	34	0	0	0	7	27	0	0	0	1	100%
7/21	ST. PAUL	W, 5-4	1.000	36	0	0	0	9	27	0	0	0	1	100%
7/22	ST. PAUL	W, 8-5	1.000	38	0	0	0	11	27	1	0	1	1	50%
7/23	ST. PAUL	W, 3-1	1.000	39	0	0	0	12	27	0	0	0	0	#DIV/0!
7/25	@ Columbus	L, 10-2	1.000	30	0	0	0	6	24	0	0	1	0	0%
7/26	@ Columbus	W, 5-2	.975	40	1	1	0	12	27	1	0	0	0	#DIV/0!
7/27	@ Columbus	W, 5-2	1.000	34	0	0	0	7	27	1	0	1	0	0%
7/28	@ Columbus	W, 7-6	1.000	34	0	0	0	7	27	1	0	0	0	#DIV/0!
7/29	@ Columbus	L, 6-3	1.000	34	0	0	0	10	24	1	0	0	0	#DIV/0!
7/30	@ Columbus	W, 7-5	.975	40	1	1	0	12	27	0	0	1	0	0%
8/1	@ Louisville	L, 3-2	.971	35	1	0	1	8	26	0	0	2	1	33%
8/2	@ Louisville	L, 5-4	.909	33	3	2	1	4	26	0	0	1	0	0%
8/3	@ Louisville	L, 11-2	.921	38	3	2	1	11	24	0	0	1	0	0%
8/4	@ Louisville	L, 8-3	.973	37	1	1	0	12	24	1	0	2	1	33%
8/5	@ Louisville	L, 5-1	.933	30	2	2	0	4	24	0	0	1	0	0%
8/6	@ Louisville	L, 5-4	1.000	35	0	0	0	11	24	1	0	0	2	100%
8/8	IOWA	L, 8-2	.946	37	2	1	1	8	27	1	0	3	0	0%
8/9	IOWA	L, 20-1	.974	38	1	0	1	10	27	1	0	0	0	-
8/10	IOWA	L, 10-3	1.000	35	0	0	0	8	27	0	0	1	1	50%
8/11	IOWA	L, 9-4	.971	35	1	1	0	7	27	1	0	2	0	0%
8/12	IOWA	L, 7-4	.974	38	1	0	1	10	27	1	0	3	0	0%
8/15	@ Toledo	W, 11-8	.974	38	1	1	0	10	27	2	0	0	0	-
8/16	@ Toledo	L, 8-2	1.000	29	0	0	0	5	24	0	0	1	0	0%
8/17	@ Toledo	L, 4-2	.943	35	2	1	1	9	24	1	0	0	1	100%
8/18	@ Toledo	L, 5-0	1.000	35	0	0	0	11	24	0	0	1	2	67%
8/19	@ Toledo	W, 5-3	.974	38	1	0	1	10	27	0	0	0	0	-
8/20	@ Toledo	L, 3-0	.964	28	1	0	1	3	24	0	0	0	1	100%
8/22	ST. PAUL	W, 14-4	1.000	33	0	0	0	6	27	0	0	0	0	-
8/23	ST. PAUL	L, 6-4	.974	38	1	1	0	10	27	1	0	2	0	0%
8/24	ST. PAUL	L, 10-7	.946	37	2	2	0	8	27	2	0	0	1	100%
8/25	ST. PAUL	L, 9-3	.944	36	2	2	0	7	27	2	0	1	0	0%
8/26	ST. PAUL	W, 7-3	1.000	33	0	0	0	6	27	0	0	4	0	0%
8/27	ST. PAUL	W, 5-3	1.000	31	0	0	0	4	27	0	0	0	0	-
8/29	LOUISVILLE	W, 4-3	.955	44	2	0	2	15	27	2	0	0	1	100%
8/30	LOUISVILLE	W, 4-2	1.000	34	0	0	0	7	27	2	0	0	0	-
8/31	LOUISVILLE	L, 5-4	1.000	36	0	0	0	9	27	3	0	1	0	0%
9/1	LOUISVILLE	L, 12-9	.973	37	1	1	0	9	27	3	0	2	0	0%
9/2	LOUISVILLE	L, 4-2	.974	39	1	1	0	11	27	2	0	1	0	0%
9/3	LOUISVILLE	W, 7-1	.973	37	1	0	1	9	27	1	0	0	0	-
9/5	@ Iowa	W, 10-9	.972	36	1	1	0	8	27	0	0	1	0	0%
9/6	@ Iowa	W, 11-7	1.000	35	0	0	0	8	27	1	0	1	0	0%
9/7	@ Iowa	W, 10-2	1.000	35	0	0	0	8	27	2	0	1	0	0%
9/8	@ Iowa	W, 4-2	1.000	34	0	0	0	7	27	1	0	0	0	-
9/9	@ Iowa	L, 8-3	.944	36	2	1	1	10	24	1	0	3	0	0%
9/10	@ Iowa	L, 9-3	.968	31	1	0	1	6	24	2	0	2	0	-
9/12	INDIANAPOLIS	W, 10-6	1.000	36	0	0	0	9	27	0	0	0	0	#DIV/0!
9/13	INDIANAPOLIS	L, 5-4	.971	35	1	0	1	7	27	1	0	6	0	0%
9/14	INDIANAPOLIS	L, 4-1	1.000	36	0	0	0	9	27	2	0	1	1	50%
9/15	INDIANAPOLIS	L, 3-1	.976	41	1	0	1	13	27	1	0	0	2	100%
9/16	INDIANAPOLIS	W, 9-2	.975	40	1	0	1	12	27	2	0	0	0	-
9/17	INDIANAPOLIS	W, 11-5	.949	39	2	1	1	10	27	0	0	0	0	-
9/19	@ Columbus	W, 7-3	1.000	34	0	0	0	7	27	0	0	0	0	-
9/20	@ Columbus	W, 4-2	1.000	32	0	0	0	5	27	0	0	0	0	-
9/21	@ Columbus	L, 8-3	.971	34	1	0	1	9	24	1	0	2	0	0%
9/22	@ Columbus	L, 4-3	1.000	38	0	0	0	12	26	0	0	0	1	100%
9/23	@ Columbus	L, 4-3	1.000	34	0	0	0	8	26	1	0	0	0	-
9/24	@ Columbus	W, 3-2	1.000	36	0	0	0	9	27	1	0	2	1	33%

HITTING

SERIES	OPPONENT	DATES	AVG	G	AB	R	H	TB	2B	3B	HR	RBI	BB	IBB	SO	SB	CS	OBP	SLG	OPS	PA	SAC	SF	HBP	GDP
SERIES 1	@ Indianapolis	3/31 - 4/2	.331	3	121	28	40	62	5	1	5	28	19	0	27	10	0	.420	.512	.932	143	0	2	1	0
SERIES 2	TOLEDO	4/4 - 4/9	.258	6	198	37	51	100	9	2	12	34	28	0	61	5	2	.355	.505	.860	231	0	2	3	7
SERIES 3	@ Iowa	4/11 - 4/16	.269	4	145	28	39	75	15	0	7	27	12	0	26	6	2	.335	.517	.852	161	0	1	3	1
SERIES 4	GWINNETT	4/18 - 4/23	.225	6	182	16	41	64	11	0	4	16	29	0	50	11	3	.330	.352	.682	215	0	3	1	7
SERIES 5	@ Nashville	4/25 - 4/30	.212	6	193	23	41	67	11	0	5	21	20	0	52	11	1	.292	.347	.639	220	1	3	3	9
SERIES 6	LOUISVILLE	5/2 - 5/7	.256	6	203	38	52	84	10	2	6	35	24	0	48	13	2	.349	.414	.763	236	1	2	6	4
SERIES 7	@ Scranton/WB	5/9 - 5/14	.211	6	199	24	42	78	11	2	7	20	20	0	50	12	4	.290	.392	.682	224	0	2	3	3
SERIES 8	TOLEDO	5/16 - 5/21	.321	6	209	45	67	112	17	2	8	42	38	0	56	14	1	.433	.536	.969	252	0	1	4	5
SERIES 9	@ St. Paul	5/23 - 5/28	.276	6	203	30	56	79	11	0	4	26	35	0	49	16	4	.391	.389	.780	243	0	1	4	14
SERIES 10	MEMPHIS	5/30 - 6/4	.286	6	213	34	61	93	12	1	6	28	24	0	52	10	3	.365	.437	.802	243	2	1	3	7
SERIES 11	@ Indianapolis	6/6 - 6/11	.311	5	177	43	55	84	14	0	5	42	33	1	39	21	1	.414	.475	.889	221	1	7	3	3
SERIES 12	COLUMBUS	6/13 - 6/18	.303	6	185	39	56	102	14	1	10	39	26	0	49	7	1	.397	.551	.948	220	1	3	5	4
SERIES 13	@ Rochester	6/20 - 6/25	.246	6	199	32	49	70	10	1	3	28	31	0	59	6	3	.349	.352	.701	237	2	3	2	6
SERIES 14	IOWA	6/28 - 7/3	.279	6	190	34	53	93	17	1	7	30	23	1	57	5	2	.364	.489	.853	218	1	1	3	4
SERIES 15	@ Gwinnett	7/4 - 7/9	.250	5	168	22	42	73	12	2	5	21	20	0	44	10	3	.325	.435	.760	191	0	3	0	3
SERIES 16	INDIANAPOLIS	7/14 - 7/16	.280	3	107	17	30	56	2	0	8	16	12	0	24	1	0	.364	.523	.887	121	0	0	2	1
SERIES 17	ST. PAUL	7/18 - 7/23	.254	6	193	26	49	75	12		2	25	23	2	39	7	1	.336	.389	.725	220	0	2	2	3
SERIES 18	@ Columbus	7/25 - 7/30	.230	6	200	29	46	84	8	0	10	27	38	0	43	3	4	.357	.420	.777	244	0	3	3	2
SERIES 19	@ Louisville	8/1 - 8/6	.184	6	190	16	35	50	4	1	3	14	27	0	46	8	2	.291	.263	.554	220	0	1	2	5
SERIES 20	IOWA	8/8 - 8/13	.199	5	161	14	32	65	4	1	9	14	22	0	52	2	1	.299	.404	.703	184	0	0	1	6
SERIES 21	@ Toledo	8/15 - 8/20	.246	6	207	20	51	77	11	0	5	18	22	0	72	7	4	.328	.372	.700	233	1	0	3	2
SERIES 22	ST. PAUL	8/22 - 8/27	.243	6	189	40	46	81	11	0	8	38	35	0	49	7	2	.366	.429	.795	232	0	4	4	2
SERIES 23	LOUISVILLE	8/29 - 9/3	.261	6	203	28	53	87	8	1	8	27	26	0	54	8	1	.359	.429	.788	235	1	0	5	3
SERIES 24	@ Iowa	9/5 - 9/10	.287	6	209	41	60	115	20	1	11	40	35	2	59	7	3	.386	.550	.936	251	2	4	1	3
SERIES 25	INDIANAPOLIS	9/12 - 9/17	.262	6	202	36	53	90	14	1	7	32	27	0	52	10	2	.351	.446	.797	232	1	1	1	4
SERIES 26	@ Columbus	9/19 - 9/24	.224	6	205	23	46	86	7	0	11	22	22	0	64	6	1	.306	.420	.726	229	0	0	2	3

PITCHING

SERIES	OPPONENT	DATES	W	L	ERA	G	GS	CG	SHO	GF	HLD	SV	SVO	IP	H	R	ER	HR	HB	BB	IBB	SO	AVG	WP	BK	GDP
SERIES 1	@ Indianapolis	3/31 - 4/2	3	0	3.33	3	3	0	0	3	0	1	1	27.0	27	10	10	2	3	9	0	25	.273	0	1	9
SERIES 2	TOLEDO	4/4 - 4/9	2	4	6.67	6	6	0	0	6	0	0	1	54.0	69	44	40	11	4	30	0	56	.303	2	1	6
SERIES 3	@ Iowa	4/11 - 4/16	2	2	9.00	4	4	0	0	4	2	1	1	34.0	41	37	34	8	6	17	1	42	.289	1	0	1
SERIES 4	GWINNETT	4/18 - 4/23	1	5	4.50	6	6	0	0	6	3	1	1	54.0	55	34	27	5	2	24	0	39	.268	10	1	6
SERIES 5	@ Nashville	4/25 - 4/30	2	4	4.85	6	6	0	0	6	6	1	4	52.0	57	30	28	5	3	26	0	43	.284	3	0	4
SERIES 6	LOUISVILLE	5/2 - 5/7	2	4	6.83	6	6	0	0	6	3	2	3	54.0	64	44	41	14	2	26	0	53	.298	4	1	2
SERIES 7	@ Scranton/WB	5/9 - 5/14	3	3	5.57	6	6	0	0	6	7	2	5	53.1	53	34	33	10	5	36	2	58	.272	3	0	9
SERIES 8	TOLEDO	5/16 - 5/21	4	2	3.83	6	6	0	1	6	3	0	0	54.0	55	26	23	8	5	22	0	55	.266	5	0	7
SERIES 9	@ St. Paul	5/23 - 5/28	2	4	5.94	6	6	0	0	6	1	1	3	50.0	58	43	33	6	3	29	0	51	.286	0	0	2
SERIES 10	MEMPHIS	5/30 - 6/4	2	4	6.71	6	6	0	0	6	4	1	3	55.0	55	46	41	13	0	39	0	56	.255	4	0	6
SERIES 11	@ Indianapolis	6/6 - 6/11	5	0	4.60	5	5	0	0	5	2	2	2	45.0	44	23	23	3	1	29	0	55	.254	1	0	4
SERIES 12	COLUMBUS	6/13 - 6/18	6	0	2.83	6	6	0	0	6	6	3	4	54.0	41	17	17	5	3	25	0	47	.209	4	0	5
SERIES 13	@ Rochester	6/20 - 6/25	4	2	3.10	6	6	0	0	6	7	1	2	52.1	46	20	18	7	3	26	1	51	.234	4	1	2
SERIES 14	IOWA	6/28 - 7/3	2	4	5.58	6	6	0	0	6	1	0	1	50.0	41	32	31	10	0	31	0	58	.225	1	0	5
SERIES 15	@ Gwinnett	7/4 - 7/9	1	4	5.14	5	5	0	0	5	1	1	4	42.0	35	29	24	5	3	27	1	41	.227	1	0	3
SERIES 16	INDIANAPOLIS	7/14 - 7/16	1	2	9.00	3	3	0	0	3	0	0	0	27.0	36	27	27	8	1	22	1	30	.330	2	0	3
SERIES 17	ST. PAUL	7/18 - 7/23	4	2	4.17	6	6	0	1	6	0	1	1	54.0	41	25	25	6	8	26	0	49	.210	5	1	2
SERIES 18	@ Columbus	7/25 - 7/30	4	2	5.19	6	6	0	0	6	4	3	3	52.0	47	31	30	9	0	27	0	53	.239	3	0	4
SERIES 19	@ Louisville	8/1 - 8/6	0	6	6.39	6	6	0	0	6	2	0	2	49.1	55	37	35	5	6	32	2	49	.284	1	0	2
SERIES 20	IOWA	8/8 - 8/13	0	5	9.80	5	5	0	0	5	1	0	2	45.0	57	54	49	15	3	38	0	51	.302	2	0	3
SERIES 21	@ Toledo	8/15 - 8/20	2	4	5.04	6	6	0	0	4	1	1	1	50.0	54	31	28	9	0	32	0	49	.278	4	0	3
SERIES 22	ST. PAUL	8/22 - 8/27	3	3	5.17	6	6	0	0	6	4	1	2	54.0	63	35	31	7	4	25	0	69	.292	6	0	4
SERIES 23	LOUISVILLE	8/29 - 9/3	3	3	4.17	6	6	0	0	6	2	1	2	54.0	60	27	25	9	5	18	0	53	.286	5	0	11
SERIES 24	@ Iowa	9/5 - 9/10	4	2	5.88	6	6	0	0	6	2	1	1	52.0	59	37	34	13	1	33	1	58	.284	4	0	7
SERIES 25	INDIANAPOLIS	9/12 - 9/17	3	3	4.17	6	6	0	0	6	2	0	0	54.0	52	25	25	7	0	22	1	40	.249	2	0	4
SERIES 26	@ Columbus	9/19 - 9/24	3	3	3.96	6	6	0	0	6	5	2	4	52.1	38	23	23	8	2	24	1	51				

STARTING PITCHERS

SERIES	OPPONENT	DATES	W	L	ERA	G	CG	SHO	IP	H	R	ER	2B	3B	HR	TB	BB	IBB	SO	WHIP	AVG	HBP	WP	BK	GDP	K/BB	NP	NS	TBF
SERIES 1	@ Indianapolis	3/31 - 4/2	0	0	6.55	3	0	0	11.0	13	8	8	2	1	2	23	4	0	13	1.55	.295	2	0	0	2	3.25	187	118	50
SERIES 2	TOLEDO	4/4 - 4/9	1	3	4.97	6	0	0	25.1	31	16	14	7	1	4	52	12	0	22	1.70	.290	0	1	0	3	1.83	484	299	120
SERIES 3	@ Iowa	4/11 - 4/16	0	2	17.51	4	0	0	12.1	20	24	24	6	0	7	47	10	0	16	2.43	.357	1	0	0	1	1.60	280	170	68
SERIES 4	GWINNETT	4/18 - 4/23	1	2	3.55	6	0	0	33.0	29	17	13	6	2	2	45	14	0	21	1.30	.246	0	3	0	5	1.50	514	321	137
SERIES 5	@ Nashville	4/25 - 4/30	1	2	5.23	6	0	0	31.0	32	18	18	8	1	4	54	11	0	20	1.39	.274	1	1	0	2	1.82	534	348	132
SERIES 6	LOUISVILLE	5/2 - 5/7	1	3	8.13	6	0	0	27.2	37	25	25	5	1	10	74	9	0	21	1.66	.325	1	0	0	1	2.33	478	308	125
SERIES 7	@ Scranton/WB	5/9 - 5/14	1	1	5.92	6	0	0	24.1	28	16	16	8	0	5	51	15	0	24	1.77	.298	2	0	0	2	1.60	458	279	111
SERIES 8	TOLEDO	5/16 - 5/21	1	1	5.26	6	0	0	25.2	32	15	15	9	0	6	59	12	0	20	1.71	.311	1	2	0	4	1.67	456	271	116
SERIES 9	@ St. Paul	5/23 - 5/28	2	1	3.33	6	0	0	27.0	26	10	10	5	0	0	31	10	0	21	1.33	.255	0	0	0	2	2.10	432	278	112
SERIES 10	MEMPHIS	5/30 - 6/4	1	2	6.00	6	0	0	30.0	33	23	20	6	1	10	71	14	0	29	1.57	.277	0	2	0	3	2.07	555	336	135
SERIES 11	@ Indianapolis	6/6 - 6/11	3	0	5.25	5	0	0	24.0	24	14	14	5	2	3	42	13	0	27	1.54	.258	1	0	0	2	2.08	419	253	107
SERIES 12	COLUMBUS	6/13 - 6/18	4	0	2.35	6	0	0	30.2	23	8	8	2	0	5	40	13	0	16	1.17	.211	2	1	0	5	1.23	463	288	125
SERIES 13	@ Rochester	6/20 - 6/25	3	0	2.79	6	0	0	29.0	29	11	9	6	0	5	50	7	0	25	1.24	.261	1	1	1	2	3.57	491	324	123
SERIES 14	IOWA	6/28 - 7/3	0	2	5.54	6	0	0	26.0	24	16	16	5	1	6	49	12	0	28	1.38	.250	0	0	0	3	2.33	425	263	108
SERIES 15	@ Gwinnett	7/4 - 7/9	1	0	0.86	5	0	0	21.0	15	2	2	3	0	0	18	6	0	24	1.00	.203	0	0	0	2	4.00	323	204	81
SERIES 16	INDIANAPOLIS	7/14 - 7/16	0	1	11.05	3	0	0	7.1	11	9	9	4	0	3	24	7	0	4	2.45	.367	1	0	0	2	0.57	154	89	38
SERIES 17	ST. PAUL	7/18 - 7/23	0	1	3.95	6	0	0	27.1	26	12	12	7	0	2	39	11	0	26	1.35	.245	2	2	0	1	2.36	495	314	119
SERIES 18	@ Columbus	7/25 - 7/30	3	2	4.26	6	0	0	31.2	25	15	15	2	0	7	48	12	0	24	1.17	.214	0	0	0	2	2.00	512	325	130
SERIES 19	@ Louisville	8/1 - 8/6	0	3	9.31	6	0	0	19.1	21	21	20	3	1	4	38	14	0	22	1.81	.266	2	1	0	0	1.57	381	235	97
SERIES 20	IOWA	8/8 - 8/13	0	1	6.30	5	0	0	20.0	18	14	14	5	0	7	44	14	0	27	1.60	.240	0	0	0	1	1.93	382	228	90
SERIES 21	@ Toledo	8/15 - 8/20	0	3	6.17	6	0	0	23.1	31	18	16	10	2	4	57	17	0	27	2.06	.323	0	2	0	1	1.59	443	260	113
SERIES 22	ST. PAUL	8/22 - 8/27	3	1	7.11	6	0	0	25.1	29	20	20	4	0	4	45	13	0	31	1.66	.293	1	2	0	3	2.38	448	275	115
SERIES 23	LOUISVILLE	8/29 - 9/3	2	2	4.18	6	0	0	32.1	36	16	15	5	0	7	62	10	0	29	1.42	.281	1	3	0	6	2.90	514	341	140
SERIES 24	@ Iowa	9/5 - 9/10	2	2	6.52	6	0	0	29.0	34	22	21	7	1	9	70	13	1	28	1.62	.283	0	3	0	2	2.15	554	331	133
SERIES 25	INDIANAPOLIS	9/12 - 9/17	2	2	3.82	6	0	0	33.0	33	14	14	10	0	4	55	7	0	18	1.21	.256	0	2	0	2	2.57	526	344	137
SERIES 26	@ Columbus	9/19 - 9/24	2	0	2.05	6	0	0	22.0	15	5	5	4	1	4	33	5	0	13	0.91	.195	0	0	0	1	2.60	322	206	82

RELIEVERS

SERIES	OPPONENT	DATES	W	L	ERA	G	HLD	SV	SVO	IP	H	R	ER	2B	3B	HR	TB	BB	IBB	SO	WHIP	AVG	HBP	WP	BK	GDP	K/BB	NP	NS	TBF	IR	IRS
SERIES 1	@ Indianapolis	3/31 - 4/2	3	0	1.13	3	0	1	1	16.0	14	2	2	4	0	0	18	5	0	12	1.19	.255	1	0	1	7	2.40	218	132	61	1	1
SERIES 2	TOLEDO	4/4 - 4/9	1	1	8.16	6	0	0	1	28.2	38	28	26	9	1	7	70	18	0	34	1.95	.314	4	1	1	3	1.89	579	345	143	7	5
SERIES 3	@ Iowa	4/11 - 4/16	2	0	4.15	4	2	1	1	21.2	21	13	10	8	1	1	34	7	1	26	1.29	.244	5	1	0	0	3.71	374	229	99	4	4
SERIES 4	GWINNETT	4/18 - 4/23	0	3	6.00	6	3	1	1	21.0	26	17	14	5	0	3	40	10	0	18	1.71	.299	2	7	1	1	1.80	379	235	102	5	4
SERIES 5	@ Nashville	4/25 - 4/30	1	2	4.29	6	6	1	4	21.0	25	12	10	2	0	1	30	15	0	23	1.90	.298	2	2	0	2	1.53	414	237	103	14	3
SERIES 6	LOUISVILLE	5/2 - 5/7	1	1	5.47	6	3	2	3	26.1	27	19	16	4	0	4	43	17	0	32	1.67	.267	1	4	1	1	1.88	489	293	121	9	5
SERIES 7	@ Scranton/WB	5/9 - 5/14	2	2	5.28	6	7	2	5	29.0	25	18	17	2	0	5	42	21	2	34	1.59	.248	3	3	0	7	1.62	538	318	126	12	3
SERIES 8	TOLEDO	5/16 - 5/21	3	1	2.54	6	3	0	0	28.1	23	11	8	5	0	2	34	10	0	35	1.16	.221	4	3	0	3	3.50	503	303	119	10	3
SERIES 9	@ St. Paul	5/23 - 5/28	0	3	9.00	6	1	1	3	23.0	32	33	23	5	2	6	59	19	0	30	2.22	.317	3	0	0	0	1.58	498	285	124	8	5
SERIES 10	MEMPHIS	5/30 - 6/4	1	2	7.56	6	4	1	3	25.0	22	23	21	3	0	3	34	25	0	27	1.88	.227	0	2	0	3	1.08	528	308	123	18	9
SERIES 11	@ Indianapolis	6/6 - 6/11	2	0	3.86	5	2	2	2	21.0	20	9	9	3	0	0	23	16	0	28	1.71	.250	0	1	0	2	1.75	388	237	98	14	2
SERIES 12	COLUMBUS	6/13 - 6/18	2	0	3.47	6	6	3	4	23.1	18	9	9	4	1	0	24	12	0	31	1.29	.207	1	3	0	0	2.58	385	252	101	9	3
SERIES 13	@ Rochester	6/20 - 6/25	1	2	3.47	6	7	1	2	23.1	17	9	9	4	1	2	29	19	1	26	1.54	.198	2	3	0	0	1.37	429	255	108	5	0
SERIES 14	IOWA	6/28 - 7/3	2	2	5.63	6	1	0	1	24.0	17	16	15	2	0	4	31	19	0	30	1.50	.198	0	1	0	2	1.58	434	247	107	12	2
SERIES 15	@ Gwinnett	7/4 - 7/9	0	4	9.43	5	1	1	4	21.0	20	27	22	4	0	5	39	21	1	17	1.95	.250	3	1	0	1	0.81	410	227	105	12	7
SERIES 16	INDIANAPOLIS	7/14 - 7/16	1	1	8.24	3	0	0	0	19.2	25	18	18	6	0	5	46	15	1	26	2.03	.316	0	2	0	1	1.73	388	235	96	4	1
SERIES 17	ST. PAUL	7/18 - 7/23	4	1	4.39	6	0	1	1	26.2	15	13	13	2	0	4	29	15	0	23	1.13	.169	6	3	1	1	1.53	433	256	112	15	7
SERIES 18	@ Columbus	7/25 - 7/30	1	0	6.64	6	4	3	3	20.1	22	16	15	3	1	2	33															

2023 STORM CHASERS MONTH BY MONTH

HITTING

MONTH	AVG	G	AB	R	H	TB	2B	3B	HR	RBI	BB	IBB	SO	SB	CS	OBP	SLG	OPS	SAC	SF	HBP	GDP	LOB
MARCH	.300	1	40	8	12	16	2	1	0	8	9	0	12	5	0	.429	.400	.829	0	0	0	0	14
APRIL	.250	24	799	124	200	352	49	2	33	118	99	0	204	38	8	.337	.441	.778	1	11	11	24	156
MAY	.269	26	885	148	238	386	53	7	27	131	120	0	218	58	13	.366	.436	.802	1	6	19	28	198
JUNE	.281	24	804	152	226	362	55	3	25	142	125	2	216	45	7	.380	.450	.830	7	15	13	20	184
JULY	.256	23	757	113	194	335	42	6	29	106	102	2	175	22	9	.347	.443	.790	0	8	8	11	166
AUGUST	.225	26	846	102	190	313	32	2	29	96	117	0	248	29	10	.328	.370	.698	2	5	15	16	194
SEPTEMBER	.258	21	720	116	186	338	47	3	33	109	99	2	200	26	6	.349	.469	.818	3	5	4	12	160
TOTAL	.257	145	4,851	763	1,246	2,102	280	24	176	710	671	6	1,273	223	53	.352	.433	.785	14	50	70	111	1,072

PITCHING

MONTH	W	L	ERA	G	GS	CG	SHO	GF	HLD	SV	SVO	IP	H	R	ER	HR	HB	BB	SO	WP	BK	WHIP	AVG
MARCH	1	0	6.00	1	1	0	0	1	0	1	1	9.0	11	6	6	1	1	2	7	0	1	1.44	.297
APRIL	9	15	5.65	24	24	0	0	24	11	3	7	212.0	238	149	133	30	17	104	198	16	2	1.61	.284
MAY	12	14	5.61	26	26	0	1	26	17	6	12	229.1	247	162	143	46	15	126	235	13	1	1.63	.278
JUNE	17	7	4.35	24	24	0	0	24	17	6	11	215.1	187	109	104	26	7	127	219	13	1	1.46	.232
JULY	11	12	5.41	23	23	0	1	23	5	5	8	198.0	182	126	119	32	12	112	203	11	1	1.48	.245
AUGUST	7	19	6.11	26	26	0	0	24	9	3	8	225.1	257	167	153	39	14	137	242	15	0	1.75	.287
SEPTEMBER	11	10	4.71	21	21	0	0	21	10	3	6	185.1	181	102	97	34	7	87	178	11	0	1.45	.254
TOTAL	68	77	5.33	145	145	0	2	143	69	27	53	1274.1	1,303	821	755	208	73	695	1,282	79	6	1.57	.265

2022 NATURAL STATS BY OPPONENT

HITTING

OPPONENT	AVG	G	AB	R	H	TB	2B	3B	HR	RBI	BB	IBB	SO	SB	CS	OBP	SLG	OPS	PA	SAC	SF	HBP	GDP
vs. Columbus	.251	18	590	91	148	272	29	1	31	88	86	0	156	16	6	.353	.461	.814	693	1	6	10	9
vs. Gwinnett	.237	11	350	38	83	137	23	2	9	37	49	0	94	21	6	.328	.391	.719	406	0	6	1	10
vs. Indianapolis	.293	17	607	124	178	292	35	2	25	118	91	1	142	42	3	.386	.481	.867	717	2	10	7	8
vs. Iowa	.261	21	705	117	184	348	56	3	34	111	92	3	194	20	8	.350	.494	.844	814	3	6	8	14
vs. Louisville	.235	18	596	82	140	221	22	4	17	76	77	0	148	29	5	.334	.371	.705	691	2	3	13	12
vs. Nashville	.212	6	193	23	41	67	11	0	5	21	20	0	52	11	1	.292	.347	.639	220	1	3	3	9
vs. Rochester	.246	6	199	32	49	70	10	1	3	28	31	0	59	6	3	.349	.352	.701	237	2	3	2	6
vs. Scranton/WB	.211	6	199	24	42	78	11	2	7	20	20	0	50	12	4	.290	.392	.682	224	0	2	3	3
vs. St. Paul	.258	18	585	96	151	235	34	4	14	89	93	2	137	30	7	.365	.402	.767	695	0	7	10	19
vs. Toledo	.275	18	614	102	169	289	37	4	25	94	88	0	189	26	7	.373	.471	.844	716	1	3	10	14

PITCHING

OPPONENT	W	L	ERA	G	CG	SHO	HLD	SV	SVO	IP	H	R	ER	HR	HB	BB	IBB	SO	AVG	WP	BK	GDP	TBF
vs. Columbus	13	5	3.98	18	0	0	15	8	11	158.1	126	71	70	22	5	76	1	151	.216	9	0	10	668
vs. Gwinnett	2	9	4.78	11	0	0	4	2	5	96.0	90	63	51	10	5	51	1	80	.251	11	1	9	425
vs. Indianapolis	12	5	5.00	17	0	0	4	3	3	153.0	159	85	85	20	5	82	2	150	.269	5	1	20	682
vs. Iowa	8	13	7.36	21	0	0	6	2	5	181.0	198	160	148	46	10	119	2	209	.275	8	0	16	856
vs. Louisville	5	13	5.78	18	0	0	7	3	7	157.1	179	108	101	28	13	76	2	155	.289	10	1	15	718
vs. Nashville	2	4	4.85	6	0	0	6	1	4	52.0	57	30	28	5	3	26	0	43	.284	3	0	4	235
vs. Rochester	4	2	3.10	6	0	0	7	1	2	52.1	46	20	18	7	3	26	1	51	.234	4	1	2	231
vs. Scranton/WB	3	3	5.57	6	0	0	7	2	5	53.1	53	34	33	10	5	36	2	58	.272	3	0	9	237
vs. St. Paul	9	9	5.07	18	0	1	5	3	6	158.0	162	103	89	19	15	80	0	169	.264	11	1	8	714
vs. Toledo	8	10	5.18	18	0	1	4	1	2	158.0	178	101	91	28	9	84	0	160	.283	11	1	16	726

2023 STORM CHASER QUALITY STARTS (24)

STARTER (# IN 2023)	GAME	DEC	IP	H	R	ER	HR	HB	BB	IBB	SO	WP	BK	GDP	TBF	% K/BF	NP-S	S%	FPS	FPS%	P/IP	CATCHER	
1.	Jonathan Heasley (1)	4/7 vs. Toledo	W	6.0	6	2	2	1	0	2	0	5	0	0	0	26	19.2%	92-61	66.30%	19	73.08%	15.33	Fermin
2.	Mike Mayers (1)	4/18 vs. Gwinnett	-	6.0	3	1	1	0	0	2	0	2	0	0	0	23	8.7%	82-54	65.85%	13	56.52%	13.67	Fermin
3.	Jonathan Heasley (2)	4/19 vs. Gwinnett	L	7.0	7	3	3	1	0	0	0	7	0	0	1	26	26.9%	95-60	63.16%	15	57.69%	13.57	Porter
4.	Austin Cox (1)	4/27 @ Nashville	W	6.0	4	0	0	0	0	3	0	5	0	0	1	22	22.7%	101-62	61.39%	12	54.55%	16.83	Reetz
5.	Drew Parrish (1)	4/28 @ Nashville	-	6.0	1	0	0	0	0	2	0	5	0	0	1	20	25.0%	90-56	62.22%	6	30.00%	15.00	Porter
6.	Mike Mayers (2)	5/5 vs. Louisville	W	6.0	4	1	1	1	0	1	0	5	0	0	0	22	22.7%	79-55	69.62%	14	63.64%	13.17	Reetz
7.	Daniel Lynch (1)	5/23 @ St. Paul	W	6.0	3	0	0	0	0	0	0	5	0	0	0	21	23.8%	61-47	77.05%	14	66.67%	10.17	Porter
8.	Max Castillo (1)	5/28 @ St. Paul	-	6.0	4	1	1	0	0	0	0	4	0	0	0	21	19.0%	69-46	66.67%	12	57.14%	11.50	Reetz
9.	Max Castillo (2)	6/9 @ Indianapolis	W	6.0	4	1	1	1	0	1	0	8	0	0	0	25	32.0%	89-61	68.54%	16	64.00%	14.83	Reetz
10.	Jonathan Heasley (3)	6/13 vs. Columbus	-	6.0	5	2	2	1	0	2	0	4	1	0	0	25	16.0%	93-57	61.29%	15	60.00%	15.50	Reetz
11.	Max Castillo (3)	6/15 vs. Columbus	W	6.0	4	2	2	2	1	0	0	0	0	1	21	0.0%	75-51	68.00%	14	66.67%	12.50	Porter	
12.	Anthony Veneziano (1)	6/16 vs. Columbus	W	6.1	3	0	0	0	0	3	0	2	0	0	3	23	8.7%	87-56	64.37%	14	60.87%	13.74	Briceño
13.	Max Castillo (4)	6/30 vs. Iowa	-	6.0	3	3	3	2	0	3	0	2	0	0	1	23	8.7%	89-52	58.43%	14	60.87%	14.83	Briceño
14.	Ryan Yarbrough (1)	7/4 @ Gwinnett	-	6.0	3	0	0	0	0	1	0	6	0	0	1	21	28.6%	81-50	61.73%	14	66.67%	13.50	Briceño
15.	Anthony Veneziano (2)	7/23 vs. St. Paul	-	6.0	4	1	1	0	1	0	0	5	0	0	0	23	28.6%	81-56	69.14%	15	65.22%	13.50	Porter
16.	Angel Zerpa (1)	7/26 @ Columbus	-	6.1	3	1	1	0	0	2	0	1	0	0	1	23	28.6%	92-59	64.13%	17	73.91%	14.53	Briceño
17.	Anthony Veneziano (3)	8/10 vs. Iowa	-	6.0	3	0	0	0	0	2	0	10	0	0	0	22	45.5%	104-69	66.35%	15	68.18%	17.33	Briceño
18.	Jonathan Bowlan (1)	8/30 vs. Louisville	W	6.0	5	1	1	0	0	2	0	6	0	0	2	23	26.1%	89-57	64.04%	10	43.48%	14.83	Porter
19.	Anthony Veneziano (4)	9/3 vs. Louisville	W	6.0	4	1	0	0	0	3	0	6	1	0	1	25	24.0%	96-64	66.67%	18	72.00%	16.00	Briceño
20.	Jonathan Bowlan (2)	9/5 @ Iowa	W	6.0	5	2	2	2	0	1	0	2	1	0	0	24	8.3%	93-54	58.06%	11	45.83%	15.50	Porter
21.	Max Castillo (5)	9/8 @ Iowa	-	6.1	7	1	1	1	0	2	0	6	0	0	1	27	22.2%	89-54	60.67%	14	51.85%	14.59	Porter
22.	Max Castillo (6)	9/14 vs. Indianapolis	L	6.0	8	2	2	1	0	0	0	6	1	0	0	25	24.0%	91-63	69.23%	16	64.00%	15.17	Briceño
23.	Anthony Veneziano (5)	9/15 vs. Indianapolis	-	6.0	4	1	1	0	0	2	0	3	0	0	0	22	13.6%	94-60	63.83%	13	59.09%	15.67	Cropley
24.	Jonathan Bowlan (3)	9/16 vs. Indianapolis	W	6.0	5	2	2	1	0	1	0	3	0	0	2	23	13.0%	82-52	63.41%	14	60.87%	13.67	Cropley

2023 REHAB ASSIGNMENTS WITH OMAHA (13)

HITTING (7)

PLAYER	INJURY	DATES	AVG	G	AB	R	H	TB	2B	3B	HR	RBI	BB	IBB	SO	SB	CS	OBP	SLG	OPS	PA	SAC	SF	HBP	GDP
Drew Waters	Left oblique strain	May 9 - 24	.327	13	52	12	17	33	6	2	2	6	6	0	13	2	0	.397	.635	1.032	58	0	0	0	3
Nicky Lopez	Appendicitis	May 16 - 20	.300	3	10	1	3	4	1	0	0	1	3	0	1	1	0	.462	.400	.862	13	0	0	0	0
Kyle Isbel	Left hamstring strain	June 13 - 25	.290	9	31	7	9	17	2	0	2	6	6	0	6	0	0	.405	.548	.953	37	0	0	0	2
Michael Massey	Left hand laceration	June 30 - July 3	.182	3	11	2	2	3	1	0	0	0	1	0	3	0	0	.250	.273	.523	12	0	0	0	0
Matt Beaty	Concussion	July 19 - July 30	.250	6	20	1	5	8	0	0	1	1	2	0	0	0	0	.348	.400	.748	23	0	0	1	0
Nick Pratto	Left groin strain	August 17 - August 25	.200	5	15	3	3	3	0	0	0	1	4	0	9	0	0	.368	.200	.568	19	0	0	0	0
Nick Pratto	Left groin strain	August 30 - Sept. 6	.222	7	27	4	6	13	1	0	2	8	3	2	11	0	0	.323	.481	.804	31	0	0	1	0