



**SOD
POODLES
BASEBALL
CLUB**

NEWS & NOTES

HODGETOWN

715 S. BUCHANAN ST

AMARILLO, TEXAS 79101

806-803-7762

TWITTER: @SODPOODLES

Sod Poodles PR Department: Director, Cory Hilborne - CoryH@SodPoodles.com, 806-803-9614

Corpus Christi Hooks (50-48, 17-12)
RHP Rhett Kouba (7-4, 3.49 ERA)

VS.

Amarillo Sod Poodles (52-46, 18-11)
RHP Conor Grammes (3-2, 2.84 ERA)

Thursday, August 3, 2023 • 7:05 PM CT • HODGETOWN • Radio: KVWE-102.9 FM • Game 99 • Home Game 48

UPCOMING GAMES

DAY	DATE	OPPONENT	PROBABLE PITCHERS	TIME (CT)	RADIO
Fri	Aug 4	vs CC	RHP Ryan Gusto (2-1, 3.42 ERA) vs. LHP Yu-Min Lin (2-0, 3.00 ERA)	7:05 PM	KVWE-102.9 FM
Sat	Aug 5	vs CC	RHP Aaron Brown (4-1, 4.07 ERA) vs. TBA	7:05 PM	KVWE-102.9 FM
Sun	Aug 6	vs CC	RHP Diosmerky Taveras (1-2, 4.26 ERA) vs. RHP Luke Albright (7-4, 5.07 ERA)	7:05 PM	KVWE-102.9 FM

SEASON RESULTS

Date	Site	Result
4/11	vs CC	L, 5-4
4/12	vs CC	W, 13-10
4/13	vs CC	W, 5-2
4/14	vs CC	L, 13-10
4/15	vs CC	W, 5-3
4/16	vs CC	L, 11-5
5/2	@ CC	L, 3-1
5/3	@ CC	W, 3-0
5/4	@ CC	L, 6-1
5/5	@ CC	W, 12-8
5/6	@ CC	L, 12-7
5/7	@ CC	L, 5-4
6/20	@ CC	L, 12-6
6/21	@ CC	L, 5-4
6/22	@ CC	W, 7-5
6/23	@ CC	W, 10-9
6/24	@ CC	W, 5-3
6/25	@ CC	W, 6-3
8/1	vs CC	W, 7-5
8/2	vs CC	L, 13-11

CORPUS SERIES CAPSULE

2023 at Home: 4-4
2023 on Road: 5-7
All-Time at Home: 24-18
All-Time on Road: 26-30
All-Time Totals: 50-48

STREAKS

Last 5 Games: 3-2
Last 10 Games: 5-5
Longest 2023 Winning Streak: 7
Longest 2023 Losing Streak: 4 (2x)
All-Time W/L: 250-241

LEAGUE STANDINGS

TEXAS LEAGUE 2ND HALF

North (W-L-PCT-GB)		
SPRINGFIELD	16-13	.552 -
ARKANSAS	15-13	.536 0.5
NW ARKANSAS	14-14	.500 1.5
WICHITA	13-16	.448 3.0
TULSA	9-20	.310 7.0

South (W-L-PCT-GB)		
AMARILLO	18-11	.621 -
CORPUS CHRISTI	17-12	.586 1.0
FRISCO	16-13	.552 2.0
MIDLAND	14-15	.483 4.0
SAN ANTONIO	12-17	.414 6.0

OVERALL

North (W-L-PCT-GB)		
*ARKANSAS	60-37	.619 -
SPRINGFIELD	50-48	.510 10.5
TULSA	50-48	.510 10.5
NW ARKANSAS	43-54	.443 17.0
WICHITA	41-56	.423 19.0

South (W-L-PCT-GB)		
AMARILLO	52-46	.531 -
CORPUS CHRISTI	50-48	.510 2.0
*SAN ANTONIO	49-49	.500 3.0
FRISCO	47-50	.485 4.5
MIDLAND	46-52	.469 6.0

* Clinched 1st half

TEAM LEADERS

AVERAGE: 265 - Vukovich
HITS: 86 - Vukovich
2B: 19 - Lawlar
TRIPLES: 7 - Roberts
HOME RUNS: 19 - Vukovich
RBI: 73 - Vukovich
OPS: .893 - Roberts
STOLEN BASES: 28 - Lawlar
SO (P): 117 - Albright
SAVES: 7 - Backhus
ERA: 4.63 - Backhus
WINS: 7 - Albright

ATTENDANCE

Last: 4,507
Total: 242,381
Average: 5,509
No. of Sellouts: 19

GRAMMES BUMP DAY: RHP Conor Grammes will be making his third start this year for Amarillo. In his last outing, he set a season-high with 3.0 IP, limiting the Midland RockHounds to just four hits and one unearned run. He enters his start on Thursday without an earned run in his last five appearances and 8.1 IP. He has two previous relief appearances against the Hooks.

On the other side, Rhett Kouba will be making his first start since being named the Texas League Pitcher of the Month for July earlier today. In five starts, the right-hander went 3-1 with a 1.61 ERA and limited opponents to a .156 BAA. He enters his start on Thursday at 7-4 on the year with Amarillo being responsible for two of his four losses.

THE MAYOR OF SLAMARILLO: A.J. Vukovich became the first Amarillo player to hit multiple grand slams in the same season when he did so in the bottom of the fourth last night. The D-backs' no. 11-rated prospect is now up to 19 home runs on the year, tops on the club in 2023. He is also one of just two players to ever hit multiple Grand Slams wearing Amarillo threads, joining Eduardo Diaz who had one during the 2021 season and one during the 2022 season. He is also up to 73 RBI on the year, most in the D-backs' farm system this year.

DRAW ME LIKE ONE OF YOUR FRENCH GIRLS: D-backs' no. 7-rated prospect Ivan Melendez added to his home run total with a three-run blast that went 445 ft to left-center field in the top of the first. His 25 home runs lead the D-backs' farm system. He now has seven home runs in 14 games with Amarillo which is tied for the most in all of Double-A since his arrival on July 14. His 18 RBI are also tied for tops in Double-A during the stretch along with four others including A.J. Vukovich.

LAW POWER: Jordan Lawlar hit his 14th home run of the season in the bottom of the second inning on Wednesday night. Lawlar, MLB Pipeline's 5th-rated prospect, added to his home run total for the first time since July 16th against Frisco, ending a 12-game drought without a long ball. He is now two home runs shy of tying his single-season career-high which he set last season with 16. He began his night with a single in the first to extend his current on-base streak to 22 games dating back to June 29th. The streak is currently the second-longest in the Texas League behind Tulsa's Eddys Leonard who is riding a 26-game streak.

TWO-HIT D'ORAZIO: J.J. D'Orazio made it seven-straight games with a hit after his 2-for-3 night at the plate. He now has recorded a hit in 11 of his first 12 games since being promoted to Double-A. Over his first 12 games, D'Orazio is hitting .381 (16-for-42) with four doubles, a triple, five RBI, and seven runs scored. Wednesday marked his fourth multi-hit effort over his first 12 games at the Double-A level.

PLAKATA PARA DE LOS SANTOS: Deyvison De Los Santos recorded his 10th home run of the season and his first since July 19th against Wichita. The D-backs' no. 7-rated prospect became the eighth Amarillo player to reach double-digit home runs this year. By doing so, this year's club has tied the 2022 team for the most double-digit home run hitters in the same season in team history. Since returning to the active roster, De Los Santos has been as productive as any Amarillo player, hitting .339 (22-for-63) with four doubles, a triple, three home runs, and 12 RBI. His multi-hit effort on Wednesday was his seventh in his last 16 games since July 14th post-All-Star break.

TOP HEAVY HITTERS: The 1-5 hitters in Amarillo's order went a combined 9-for-21 (.429) with four of the five collecting multi-hit efforts and all four of the home runs. They combined for all 11 RBI and also drew four of the six walks issued by Hooks pitching.

THAT'S A LOT OF RUNS: The 24 combined runs scored on Wednesday night set a new season-high for combined runs in a game for Amarillo. Previously, there had been 23 runs scored four times this year prior to Wednesday's game. The 24 runs are the most in a game for Amarillo since a combined 26 runs were scored against Frisco on August 31, 2022. The all-time franchise high is 32 runs scored on September 11, 2021, against Tulsa.

Last night was just the second game this year Amarillo had scored 10+ runs and lost, also dropping the April 14th game at HODGETOWN against the Hooks 13-10. Wednesday night was the seventh game this year that both Amarillo and their opponent had 10+ runs in the same game. Amarillo is now 5-2 in such games in 2023.

SOD POODLES BREAKDOWN

At Home: 26-21
On the Road: 26-25
Day Games: 7-6
Night Games: 44-40
vs. RHP: 42-38
vs. LHP: 10-8
First Half: 34-35
Second Half: 18-11
April: 11-10
May: 10-16
June: 15-10
July: 15-9
August: 1-1
September: 0-0
Monday: 2-0
Tuesday: 6-9
Wednesday: 10-6
Thursday: 6-9
Friday: 4-11
Saturday: 14-4
Sunday: 10-7

Scoring First: 27-19
Opponent Scoring First: 25-27
Extra Innings: 2-3
Doubleheaders: 6-2
Commit An Error: 29-28
Commit No Errors: 23-18
Walk-Off Wins: 2
Walk-Off Losses: 3

vs. North 1st Half: 7-5
vs. South 1st Half: 27-30
vs. North 2nd Half: 12-6
vs. South 2nd Half: 6-5

Scoring 4+ Runs: 44-30
Opp. Scoring 4+ Runs: 22-44
Scoring 3 Or Fewer Runs: 8-16
Opp. Scoring 3 Or Fewer Runs: 30-2
Out-Hit Opponent/Tie: 43-15
Out-Hit By Opponent: 9-31
Lead After 6: 39-10
Trail After 6: 7-34
Tied After 6: 6-2
Lead After 7: 45-6
Trail After 7: 3-37
Tied After 7: 3-3
Lead After 8: 43-2
Trail After 8: 1-40
Tied After 8: 2-4

Series (W-L-T): 6-5-6

Game 1: 7-11
Game 2: 12-5
Game 3: 7-10
Game 4: 6-9
Game 5: 12-3
Game 6: 8-7
Series Sweeps: 1
Series Been Swept: 0

STARTING PITCHER



#38 CONOR GRAMMES - RHP

HEIGHT: 6'1"

WEIGHT: 200

B/T: R/R

AGE: 26 (7/13/1997 in McLean, VA)

17 G (1 GS)

3-2

31/17 K/BB

3.22 ERA

LAST WIN: 7/19/23 vs WCH

LAST SAVE: 5/21/23 @ EUG (A+)

LONGEST 2023 OUTING: 3.0 IP (7/29 @ MID)

LAST HOME RUN ALLOWED: 7/9/23 @ SPR (Nick Dunn, 6th inning, 2-Run)

CAREER VS. CC: 2 G, 0-0, 10.80 ERA, GF, 0/1 SVO, 1.2 IP, 2 H, HR, 3 R, 2 ER, 2 K, BB

- Selected by the Arizona Diamondbacks in the 5th round of the 2019 MLB Draft out of Xavier University (Cincinnati, OH).
- Logged nine games in his first season with six starts, going 0-1 with a 4.11 ERA over 15.1 IP with 11 hits allowed and 20 K and 8 BB.
- Played in just eight games in 2021 with seven starts before being placed on the 60-day IL on July 9, 2021.... Went 0-2 with a 7.46 ERA over 25.1 IP.
- Had 14 relief appearances during the 2022 season between three levels, going 1-2 with a 9.15 ERA after being activated from the 60-day IL.
- Earned his first professional win on Sept. 3, 2022 with Hillsboro against the Tri-City Dust Devils after 2.0 IP in relief.
- Made his Double-A debut on May 28 against San Antonio on the road...Picked up a win in each of his first two games with Amarillo.
- Matched his career-high with five strikeouts in 2.0 IP against WCH on July 23 in his first start this year....No earned runs in eight of his last nine.

CAREER STATS

YEAR	TEAM	W-L	ERA	G	GS	CG	SHO	IP	H	R	ER	HR	HB	BB	SO	WP	GIDP	BAA
2019	Hillsboro (SS-A)	0-1	4.11	9	6	0	0	15.1	11	7	7	0	2	8	20	2	2	.200
2021	Hillsboro (A+)	0-2	7.46	8	7	0	0	25.1	35	21	21	5	1	12	32	3	1	.327
2022	ACL D-backs R (Rk)	0-1	40.50	1	0	0	0	0.2	4	3	3	1	0	1	1	0	0	.667
	ACL D-backs B (Rk)	0-0	0.00	1	0	0	0	1.0	1	0	0	0	0	0	3	1	0	.250
	Hillsboro (A+)	1-1	8.50	12	0	0	0	18.0	14	20	17	2	8	13	33	8	1	.209
2023	Hillsboro (A+)	0-1	3.38	10	0	0	0	13.1	7	5	5	0	3	10	17	3	0	.159
	Amarillo (AA)	3-2	2.84	18	2	0	0	25.1	24	14	8	2	2	17	35	4	6	.261
MINOR LEAGUE TOTALS		4-8	5.55	59	15	0	0	99.0	96	70	61	10	16	61	141	21	10	.256

2023 HIGHS (AA)

INNINGS: 3.0 (7/29 @ MID)
 HITS: 4 (7/29 @ MID)
 RUNS: 3 (2x, Last: 7/15 vs FRI)
 EARNED RUNS: 2 (3x, Last: 7/9 @ SPR)
 STRIKEOUTS: 5 (7/23 vs WCH)
 WALKS: 4 (6/15 vs SA)
 HOME RUNS: 1 (2x, Last: 7/9 @ SPR)
 CONSECUTIVE WINS: 2 (5/28 - 6/1)
 CONSECUTIVE LOSSES: 1 (2x, Last: 6/30 vs TUL)
 SHORTEST START: 2.0 IP (7/23 vs WCH)
 PITCHES THROWN: 46 (7/29 @ MID)

CAREER HIGHS

INNINGS: 4.0 (2x, Last: 6/22/21 vs SPO (A+))
 HITS: 8 (6/1/21 @ EVE (A+))
 RUNS: 7 (6/1/21 @ EVE (A+))
 EARNED RUNS: 7 (6/1/21 @ EVE (A+))
 STRIKEOUTS: 5 (6x, Last: 7/23/23 vs WCH)
 WALKS: 4 (6/15/23 vs SA)
 HOME RUNS: 4 (6/1/21 @ EVE (A+))
 CONSECUTIVE WINS: 2 (5/28- 6/1/23)
 CONSECUTIVE LOSSES: 1 (8x, Last: 6/30/23 vs TUL)
 SHORTEST START: 0.0 (8/10/19 @ SK (SS-A))
 PITCHES THROWN: 72 (6/8/21 vs TRI (A+))

2023 SPLITS (AA)

VS. RIGHT: .163/.311/.204, 8 H, 2 2B, 4 RBI, 23 K, 9 BB
 VS. LEFT: .372/.471/.512, 16 H, 2 HR, 11 RBI, 12 K, 8 BB
 HOME: 9 G, 2-2, 2.92 ERA, 12.1 IP, 12 H, 8 R, 4 ER, 17 K, 12 BB
 ROAD: 9 G, 1-0, 2.77 ERA, 13.0 IP, 12 H, 6 R, 4 ER, 2 HR, 18 K, 5 BB
 W/ RISP: .171/.318/.171, 6 H, 10 RBI, 12 K, 7 BB
 DAY: 3 G, 1-0, 4.50 ERA, 4.0 IP, 2 H, 2 ER, HR, 8 K, 2 BB
 NIGHT: 15 G, 2-2, 2.53 ERA, 21.1 IP, 22 H, 6 ER, HR, 27 K, 15 BB
 TEAM W/L IN STARTS: 1-1

OPPOSING STARTER - RHP RHETT KOUBA (7-4, 3.49 ERA)

CAREER VS. AMA: 4 G, 0-2, 5.09 ERA, 17.2 IP, 19 H, 11 R, 10 ER, 2 HR, 18 K, 6 BB

BATTER-PITCHER MATCH-UPS (ACTIVE ROSTER, 2023)

SOD POODLES VS. RHETT KOUBA:									HOOKS VS. CONOR GRAMMES:								
PLAYER	H	AB	AVG	XBH	HR	RBI	BB	SO	PLAYER	H	AB	AVG	XBH	HR	RBI	BB	SO
Centeno, J	2	3	.667	1	0	0	0	0	Corona, K	1	1	1.000	0	0	0	0	0
Dalesandro, N	2	4	.500	0	0	1	0	0	Loperdifo, J	1	1	1.000	1	1	2	0	0
Tawa, T	2	5	.400	1	0	2	0	2	Brewer, J	0	1	.000	0	0	0	0	1
Roberts, C	2	6	.333	2	0	0	0	0	Dezenzo, Z	0	1	.000	0	0	0	0	1
Vukovich, A	2	7	.286	1	0	0	1	2	Aviles Jr., L	0	1	.000	0	0	1	0	0
Beer, S	1	4	.250	0	0	0	1	0	Stevens, C	0	1	.000	0	0	0	0	0
Castillo, N	1	4	.250	0	0	0	1	0									
Lawlar, J	1	9	.111	1	1	2	0	4									
De Los Santos, D	1	9	.111	0	0	1	0	3									



#5 NICK DALESANDRO - OF					2023 HIGHS: Hits - 3, Runs - 2, RBI - 3, HR - 1, 2B - 1, 3B - 1, BB - 2, K - 3, SB - 2														
HEIGHT: 5'11"		WEIGHT: 175		B/T: R/R AGE: 26 (10/3/1996 in Joliet, IL)										2023 SPLITS:					
G	AVG	OBP	SLG	AB	R	H	2B	3B	HR	RBI	BB	SB/ATT	SO	V. RHP	V. LHP	HOME	AWAY	RISP	
49	.228	.308	.302	149	22	34	4	2	1	12	17	14/17	39	.225	.241	.275	.188	.243	
LAST GAME: 0-for-4, 3 K						LAST HOME RUN: 7/4 @ SPR off Hence (Solo)							CURRENT HITTING: 0						
CC SERIES: 0-for-4, 3 K						LAST MULTI-HIT GAME: 7/8 (2) @ SPR (2-for-4)							SEASON LONG HITTING: 13						
MID SERIES: 0-for-6, BB						CURRENT ON-BASE: 0													
SEASON LONG ON-BASE: 13																			

- 🐾 Logged 42 combined games across three levels in 2019, hitting .256 (34-for-133), ending the year with a hit in 15 of his final 19 games played.
- 🐾 Played the entire 2021 season with High-A Hillsboro with 57 games behind the plate (53 GS), 15 games in RF (14 GS), and three games in LF (2 GS), hitting his first career HR on 6/9 vs TRI, an inside-the-park HR.
- 🐾 Posted his first 3-hit game in 2023 on June 15 vs SA....First 3-hit game since June 4, 2022 vs MID.
- 🐾 Hit his first home run of the 2023 season on July 4 @ SPR...Was just his fourth professional home run and third out of the park home run.
- 🐾 Logged the longest hit streak of his professional career with his 13-game stretch from May 28 - July 4....Previous career-long was nine games.

#13 DEYVISON DE LOS SANTOS - INF															2023 HIGHS: Hits - 3, Runs - 2, RBI - 3, HR - 1, 2B - 2, 3B - 1, BB - 2, K - 3, SB - 1														
HEIGHT: 6'1"					WEIGHT: 185					B/T: R/R					AGE: 20 (6/21/1993 in Santo Domingo, Dominican Republic)					2023 SPLITS:									
G	AVG	OBP	SLG	AB	R	H	2B	3B	HR	RBI	BB	SB/ATT	SO	V. RHP	V. LHP	HOME	AWAY	RISP											
79	.235	.293	.365	310	42	73	8	1	10	39	23	3/3	85	.236	.233	.292	.174	.276											
LAST GAME: 2-for-4, HR, 2 RBI, BB, R						LAST HOME RUN: 8/2 vs CC off Gaither (2-Run)						CURRENT HITTING: 1																	
CC SERIES: 2-for-8, HR, 2 RBI, BB, R, 3 K						LAST MULTI-HIT GAME: 8/2 vs CC (2-for-4)						SEASON LONG HITTING: 12																	
MID SERIES: 5-for-21, 2 2B, RBI, 2 BB, 2 R, 5 K												CURRENT ON-BASE: 1																	
												SEASON-LONG ON-BASE: 16																	

- 🐾 Is currently ranked as the D-backs' no.4-rated prospect
- 🐾 Back-to-back D-backs' Minor League Player of the Month in June and July, 2022.
- 🐾 Named the NWL Player of the Week (7/31/22), MiLB.com Organization All-Star (2022) and Single-A Postseason All-Star (Baseball America).
- 🐾 Won the batting title in the California League in 2022, hitting .329 in 78 games played for Visalia despite a promotion to Hillsboro on July 22, 2022.
- 🐾 Had a season-high 12-game hit streak (6/29 - 7/25) that included seven multi-hit games during the streak...Had a 14-game streak from 7/8-28/22
- 🐾 Since returning to the active roster on July 14th, he is hitting .349 (22-for-63) with four doubles, three home runs, a triple, 12 RBI.

#11 JORDAN LAWLAR - INF																		
2023 HIGHS: Hits - 3, Runs - 4, RBI - 4, HR - 1, 2B - 2, 3B - 1, BB - 2, K - 4, SB - 3																		
HEIGHT: 6'2"		WEIGHT: 190		B/T: R/R		AGE: 21 (7/17/2002 in Carrollton, TX)					2023 SPLITS:							
G	AVG	OBP	SLG	AB	R	H	2B	3B	HR	RBI	BB	SB/ATT	SO	V. RHP	V. LHP	HOME	AWAY	RISP
81	.253	.358	.465	316	68	80	19	3	14	43	44	28/32	85	.231	.375	.280	.226	.205
LAST GAME: 2-for-4, HR, 2 RBI, 3 R, BB, 2 K						LAST HOME RUN: 8/2 vs CC off Gordon (2-Run)						CURRENT HITTING: 3						
CC SERIES: 3-for-9, HR, 3 RBI, 4 R, BB, 3 K						LAST MULTI-HIT GAME: 8/2 vs CC (2-for-4)						SEASON LONG HITTING: 9						
MID SERIES: 3-for-18, 2B, RBI, 6 R, 6 BB, HBP, 6 K												CURRENT ON-BASE: 22						
												SEASON-LONG ON-BASE: 22						

- 🐾 Made his professional debut on 8/21/21 after being selected 6th overall in the 2021 MLB Draft out of Jesuit High School (Dallas).
- 🐾 Currently ranked as the D-backs' no. 1-rated prospect and the no. 5 overall prospect by MLB Pipeline.
- 🐾 Appeared in 100 games across four levels in 2022, hitting .303 (18 2B, 7 3B, 16 HR) with 62 RBI and 57 walks.
- 🐾 Hit .278 (10-for-36) with a double, triple, two home runs, and seven RBI in 11 games in the Arizona Fall League in 2022... Broken Scapula ended his AFL.
- 🐾 Was hitting .162 through his first 32 games in 2023...In 49 games since May 23, he is hitting .307 (15 2B, 2 3B, 9 HR) with 51 runs scored and 27 RBI.
- 🐾 Was named to the 2023 SiriusXM MLB All-Star Futures Game
- 🐾 Hit Amarillo's fifth ever inside the park home run, doing so in game one of the DH on July 3 vs TUL...First ITP HR since Luis Basabe (6/19/21 vs WCH)

#43 IVAN MELENDEZ - INF																		
2023 HIGHS: Hits - 3, Runs - 3, RBI - 4, HR - 2, 2B - 1, 3B - 1, BB - 1, K - 4, SB --																		
HEIGHT: 6'3"			WEIGHT: 225		B/T: R/R			AGE: 23 (1/24/2000 in El Paso, TX)			2023 SPLITS:							
G	AVG	OBP	SLG	AB	R	H	2B	3B	HR	RBI	BB	SB/ATT	SO	V. RHP	V. LHP	HOME	AWAY	RISP
14	.316	.355	.772	57	14	18	3	1	7	18	1	-/-	23	.245	.750	.314	.318	.313
LAST GAME: 2-for-5, HR, 3 RBI, 2 R, K					LAST HOME RUN: 8/2 vs CC off Gordon (3-Run)									CURRENT HITTING: 6				
CC SERIES: 3-for-9, HR, 3 RBI, 2 R, 3 K					LAST MULTI-HIT GAME: 8/2 vs CC (2-for-5)									SEASON LONG HITTING: 6				
MID SERIES: 7-for-22, 3B, 3 2B, 7 RBI, 3 R, 10 K														CURRENT ON-BASE: 6				
														SEASON LONG ON-BASE: 6				

- 🐾 Selected by the Arizona Diamondbacks in the 2nd round (#43 overall) of the 2022 MLB Draft out of the University of Texas.
- 🐾 Currently ranked as the D-backs' no. 7-rated prospect
- 🐾 Began 2023 with High-A Hillsboro where he hit .270 in 58 games while setting the Hops single-season franchise-record with 18 HR...Was named NWL Player of the Week on June 25 after becoming the first Hops player to hit for the Cycle at Ron Tonkin Field on June 23 vs Everett.
- 🐾 Currently leads the D-backs' system with 25 HR and hit a home run in each of his first three games (4 total) in Double-A.
- 🐾 Since arriving in Amarillo, is tied for the most HR (7) and RBI (18) in Double-A...Is 3rd in SLG (.772), T-4th in XBH (11), and 8th in OPS (1.127)
- 🐾 Became just the second Amarillo player with more than one multi-HR game this season (A.J. Vukovich) doing so in his first seven games with Amarillo.

#7 CALEB ROBERTS - OF																		
2023 HIGHS: Hits - 4, Runs - 3, RBI - 4, HR - 2, 2B - 2, 3B - 1, BB - 4, K - 4, SB - 1																		
HEIGHT: 6'1"		WEIGHT: 195		B/T: L/R		AGE: 23 (2/9/2000 in West Palm Beach, FL)					2023 SPLITS:							
G	AVG	OBP	SLG	AB	R	H	2B	3B	HR	RBI	BB	SB/ATT	SO	V. RHP	V. LHP	HOME	AWAY	RISP
66	.261	.371	.522	245	53	64	14	7	12	44	40	11/13	82	.268	.222	.328	.202	.294
LAST GAME: 1-for-4, BB, 2 K						LAST HOME RUN: 7/23 vs WCH, off Rozek (Solo)						CURRENT HITTING: 4						
CC SERIES: 5-for-9, 2B, 3B, 2 R, BB, 3 K						LAST MULTI-HIT GAME: 8/1 vs CC (4-for-5)						SEASON LONG HITTING: 8						
MID SERIES: 4-for-19, 3B, 2B, 2 RBI, 3 BB, 2 R, HBP, 6 K												CURRENT ON-BASE: 4						
												SEASON LONG ON-BASE: 19						

- 🐾 Had a season-high eight game hit streak in 2023 that includes six home runs, four doubles, a triple, and 12 RBI from June 24-July 3
- 🐾 Became the first Sod Poodle to ever homer in four straight games, doing so from June 30 - July 3...Has hit nine home runs since June 25 (27 G) including his first career grand slam on July 3...It was Amarillo's second in 2023, and the 13th overall in franchise-history.
- 🐾 Logged the second multi-HR game of his professional career on July 15 vs Frisco...Set his single-season career-high for HR during the performance.
- 🐾 Was named Texas League Player of the Week for June 26 - July 2 after hitting .438 (7-for-16) with 3 HR, 2 2B, 4 RBI, 3 BB, .550 OBP, 1.125 SLG vs Tulsa.
- 🐾 Set a career-high with a four-hit game on August 1 vs. CC where he fell a home run shy of the cycle...His seven triples currently leads the league.

TEAM BATTING

OVERALL

AVG	G	AB	R	H	TB	2B	3B	HR	RBI	BB	SO	SB	CS	OBP	SLG	OPS
.270	98	3306	597	892	1530	182	27	134	553	371	923	134	39	.351	.463	.814

MONTHLY

APRIL	.260	21	718	120	187	307	33	6	25	112	79	214	35	8	.336	.428	.764
MAY	.236	26	845	123	199	319	41	5	23	114	95	231	33	9	.318	.378	.696
JUNE	.296	25	883	170	261	443	52	8	38	158	95	232	32	10	.375	.502	.877
JULY	.283	24	788	166	223	419	53	7	43	152	94	222	31	11	.370	.532	.902
AUGUST	.306	2	72	18	22	42	3	1	5	17	8	24	3	1	.383	.583	.966
SEPTEMBER	-	-	-	-	-	-	-	-	-	-	-	-	-	-	-	-	-

HOME VS. ROAD

HOME	.302	47	1591	338	480	875	98	12	91	322	156	439	71	14	.372	.550	.922
ROAD	.240	51	1715	259	412	655	84	15	43	231	215	484	63	25	.332	.382	.714

SITUATIONAL SPLITS

	AVG	G	AB	H	TB	2B	3B	HR	RBI	BB	SO	OBP	SLG	OPS
VS RIGHT	.270	98	2740	741	1281	156	21	114	468	316	766	.354	.468	.822
VS LEFT	.267	51	566	151	249	26	6	20	85	55	157	.335	.440	.775
W/ RISP	.283	98	972	275	473	59	11	39	417	143	286	.376	.487	.863
TEAM IS AHEAD	.260	76	1326	345	569	88	11	38	210	153	373	.347	.429	.776
TEAM IS BEHIND	.284	75	1301	370	635	60	8	63	238	155	351	.367	.488	.855

HOME RUNS

MULTI-RBI GAMES

MULTI-HIT GAMES

PLAYER	SOLO	2R	3R	GS	TOTAL	2	3	4	5+	TOTAL	2	3	4	5+	TOTAL
Beer	4	2			6	8	1			9	9	1	2		12
Bliss	8	3	1		12	8	3			11	23	12			35
Carrion						1				1					
Castillo	6	2	3		11	3	3	1		7	8	4			12
Centeno	1				1	3				3	12	2			14
D'Orazio											3	1			4
Dalesandro	1				1		1			1	6	2			8
De Los Santos	3	6	1		10	5	3			8	18	4			22
Del Castillo	6	4	2		12	5	3	2		10	16	1			17
Duzenack	4		1	1	6	7	3	1		11	10	6			16
English	4	1	1		6	3	1	1		5	5				5
Enriquez						3				3	4	1	1		6
Guzman		1			1	1	1			2	1	1			2
Lawlar	5	7	2		14	6	2	1		9	16	4			20
Melendez	4	2	1		7	2	1	2		4	5	1			6
Roberts	6	4	1	1	12	8	3	1		12	14	3	1		18
Tawa	8	4	2	1	15	7	3		2	12	19	3			22
Vicuña			1		1		1			1					
Vukovich	11	3	3	2	19	3	7	4	2	16	16	6			22
Watkins						1				1					
TOTALS:	71	39	19	5	134	74	36	13	4	126	184	52	4	0	240

HOME RUN VARIANTS

WALK-OFF HR (0):

BACK-TO-BACK HR (6): English/Vukovich (4/16 vs. CC, 7th inning); Roberts/Vukovich (6/3 (1) vs. SPR, 6th inning); Del Castillo/De Los Santos (6/13 vs SA, 7th inning); Beer/Roberts (7/1 vs TUL, 6th inning); Lawlar/Vukovich (7/3 (1) vs TUL, 1st inning); Roberts/Melendez (7/23 vs WCH, 1st inning);

MUTLI-HR GAMES (5): Melendez (2x, 7/18 vs WCH, 7/23 vs WCH); Vukovich (6/10 @ MID); Tawa (6/29 vs TUL); Roberts (7/15 vs FRI)

THREE-HR GAMES (1): Vukovich (7/3 (1) vs TUL)

EXTRA-INNING HR (0):

GRAND SLAMS (5): Vukovich (2x, 6/4 vs. SPR, 5th inning; 8/2 vs CC, 4th inning); Roberts (7/3 (2) vs TUL, 5th inning); Tawa (7/9 @ SPR, 3rd inning); Duzenack (7/30 @ MID, 7th inning)

INSIDE-THE-PARK HR (1): Lawlar (7/3 (1) vs TUL, 1st inning)

PINCH-HIT HR (0):

HR IN CONSECUTIVE GAMES (18): Vukovich (4x: 5/5-6 @CC; 6/1-6/3 G1 vs SPR; 6/17-18 vs SA; 7/21-22 vs WCH); Del Castillo (3x: 5/30-31 vs. SPR; 6/8-10 @ MID; 7/8 @ SPR); Bliss (2x: 5/5-6 @ CC; 6/10 @MID - 6/13 vs SA); Tawa (2x: 5/28 @ SA - 5/30 vs. SPR; 6/3/4 vs. SPR); Roberts (2x: 6/25 @ CC, 6/28 vs TUL; 6/30-7/1 vs TUL) Lawlar (4/15 vs. CC - 4/18 @ NWA); English (4/23 @ NWA - 4/25 vs. FRI); Melendez (7/14-15 vs FRI); Castillo (7/15-16 vs FRI); De Los Santos (7/18-19 vs WCH)

HR IN THREE CONSECUTIVE GAMES: (2): Melendez (7/14-15 vs FRI, 7/18 vs WCH); Castillo (7/15-16 vs FRI, 7/18 vs WCH)

HR IN FOUR CONSECUTIVE GAMES (1): Roberts (6/30 - 7/3 vs TUL)

LEAD OFF HR (8): Bliss (6x: 4/27 vs. FRI; 5/10 vs. MID; 5/18 @ FRI; 6/10 @ MID; 6/13 vs SA; 6/22 @ CC); Tawa (6/4 vs. SPR); Duzenack (6/11 @ MID)

STARTS BY BATTING ORDER (TEAM RECORD)										STARTS BY POSITION (TEAM RECORD)								
PLAYER	1	2	3	4	5	6	7	8	9	C	1B	2B	3B	SS	LF	CF	RF	DH
Beer			3-1	28-16							26-16							5-1
Bliss	32-36											26-29		5-5				2-2
Carrion									1-0						1-0			
Castillo						1-0	6-5	14-20	11-6		2-3				4-4	5-7	19-10	2-7
Centeno		1-2	2-1	0-2		5-0	7-4	8-7	4-5	18-10								9-11
D'Orazio								3-2	4-3	6-3								1-2
Dalesandro							2-2	4-1	17-19	0-1					4-2	14-17	5-2	
De Los Santos				10-9	12-20	18-8	1-1				11-11		29-25					1-2
Del Castillo		1-0	0-2	4-4	16-8	4-10	6-8			17-24								14-8
Duzenack	12-5	3-1				0-2	2-4	4-4	5-0			6-5	3-6	7-3	6-1	2-1	2-0	
English			7-5	1-0	1-1		1-0	1-1			8-3				1-2			2-2
Enriquez	1-1	0-1	4-8	0-1	1-0	1-0	3-7	7-2	2-6							2-0	15-24	2-2
Guzman							2-3		2-2						3-4		1-1	
Lawlar	1-0	42-38												40-37				2-1
Melendez				3-3	5-3						2-2		6-4					
Roberts	5-1	3-1	8-13	1-1	2-4	3-5	12-5	0-1		11-8	2-5				12-11		2-4	7-3
Tawa	1-3	2-3		1-1	9-6	12-14	10-7	7-4				20-12	1-4		7-6	9-10	3-3	2-2
Vicuña								4-4	4-3				4-1	0-1	1-5		3-0	0-1
Vukovich			28-16	4-9	6-4	8-7					1-6		9-6		12-10	20-11	2-1	2-2
Watkins									2-2						1-1		0-1	1-0

8+ GAME HITTING STREAKS (CURRENT IN BOLD)		
PLAYER	LENGTH / DATES	STREAK STATS
Castillo	14 G, 6/4-28	.352 (19-for-54), 3 HR, 2 2B, 3B, 12 RBI, 12 R, 4 SB
Dalesandro	13 G, 5/28-7/4	.409 AVG (18-for-44), HR, 2 2B, 2 3B, 5 RBI, 4 BB, 6 SB, 10 R
De Los Santos	12 G, 6/29-7/25	.408 (20-for-49), 2 HR, 2 2B, 3B, 11 RBI, 10 R, BB
Duzenack	12 G, 6/15-7/4	.449 AVG (22-for-49) 5 2B, 3 HR, 14 RBI, 13 R, 4 BB
English	12 G, 4/19-5/2	.370 AVG (17-for-46), 6 2B, 4 HR, 16 RBI, 7 BB, 8 R
Vukovich	11 G, 4/29-5/16	.348 AVG (16-for-46), 3 2B, 3 HR, 3B, 9 RBI, BB, 9 R
Bliss	10 G, 4/6-4/19	.438 AVG (21-for-48), 3 2B, 2 3B, HR, 8 RBI, 8 R
Del Castillo	10 G, 5/19-5/31	.406 AVG (13-for-32), 2 2B, 2 HR, 8 RBI, 9 BB, 7 R
Tawa	10 G, 5/28-6/15	.395 AVG (15-for-38), 4 HR, 2 2B, 10 RBI, 3 BB, 6 R
Bliss	9 G, 6/8-18	.395 AVG (17-for-43), 3 HR, 4 2B, 3B, 13 RBI, 10 R
Bliss	9 G, 5/4-5/14	.459 (17-for-37), 4 2B, 4 HR, 8 RBI, 4 BB, 10 R, 3 SB
Bliss	9 G, 5/23-6/3	.357 AVG (15-for-42), 2B, 3B, 2 BB, 3 RBI, 6 SB, 8 R
Lawlar	9 G, 6/6-15	.410 AVG (16-for-39), 2 HR, 4 2B, 3B, 4 RBI, 4 BB, 14 R
Lawlar	9 G, 5/23-6/3	.389 AVG (14-for-36), 3 2B, 2 HR, 3 BB, 6 RBI, 3 SB, 6 R
Bliss	8 G, 6/28-7/6	.424 AVG (14-for-33), 6 2B, HR, 4 RBI, 7 BB, 9 SB, 11 R
Bliss	8 G, 4/21-5/2	.412 AVG (14-for-34), 5 2B, HR, 6 RBI, 2 BB, 10 R, 2 SB
Centeno	8 G, 6/9-30	.286 AVG (10-for-35) 2 2B, 3 R

MULTI-RUN INNINGS		
RUNS	NO. OF TIMES	LAST
2	68	8/2 vs CC, 2nd inning
3	30	8/2 vs CC, 1st inning
4	23	7/30 @ MID, 7th inning
5	9	8/1 vs CC, 5th inning
6	8	8/2 vs CC, 4th inning
7	5	6/29 vs TUL, 1st inning
8+	-	

SCORE BY INNING												
	1	2	3	4	5	6	7	8	9	10	11+	TOTAL
OPP	77	58	70	58	86	90	65	41	39	2	3	588
AMA	74	60	72	64	69	63	95	64	31	3	2	597

ERRORS BY POSITION		
POSITION	SOD POODLES	OPPONENT
C	12	9
1B	6	9
2B	13	7
3B	16	12
SS	10	14
LF	2	2
CF	3	3
RF	3	3
P	9	11
TOTAL	74	70

CATCHER'S BOX (W/L BASED ON STARTS)						
PLAYER	CS	SB	ATT	CS %	PB	W-L
Centeno	5	23	28	.179	3	18-10
D'Orazio	3	9	12	.250	0	6-3
Dalesandro	0	4	4	.000	0	0-1
Del Castillo	14	38	52	.269	7	17-24
Roberts	7	21	28	.250	4	11-8
TOTAL	29	95	124	.234	14	52-46
TEAM FIELDING						
%	G	PO	A	E	DP	PB
.978	98	2544	813	74	61	14

NOTABLE GAMES



AMARILLO HAVE 5 OR FEWER HITS		
DATE	HITS	OPPONENT
4/15	4	CC
4/20	4	@NWA
4/22	3	@NWA
4/27	5	FRI
5/2	5	@CC
5/4	2	@CC
5/12	5	MID
5/14 (G2)	4	MID
5/16	2	@FRI
5/18	2	@FRI
5/19	4	@FRI
5/21	4	@FRI
5/26	5	@SA
6/20	4	@CC
7/8 (1)	5	@ SPR
7/20	5	vs WCH
7/21	5	vs WCH
TOTAL: 17 (6 HOME, 11 ROAD)		

OPPONENTS HAVE 5 OR FEWER HITS		
DATE	HITS	OPPONENT
4/7	3	@FRI
4/19	2	@NWA
4/20	4	@NWA
4/27	5	FRI
5/2	3	@CC
5/3	5	@CC
5/4	5	@CC
5/14 (G1)	2	MID
5/21	3	@FRI
5/26	5	@SA
5/27	2	@SA
5/30	3	SPR
6/1	5	SPR
6/3 (G2)	4	SPR
6/7	3	@MID
6/11	3	@ MID
6/24	5	@ CC
6/25	5	@ CC
7/15	5	vs FRI
7/16	3	vs FRI
TOTAL: 20 (7 HOME, 13 ROAD)		

AMARILLO HAVE 10 OR MORE RUNS		
DATE	RUNS	OPPONENT
4/12	13	CC
4/14	10	CC
4/26	12	FRI
4/29	11	FRI
5/5	12	@CC
5/14 (G1)	10	MID
6/8	12	@MID
6/10	13	@ MID
6/13	15	vs SA
6/29	12	vs TUL
7/1	12	vs TUL
7/3 (1)	15	vs TUL
7/3 (2)	10	vs TUL
7/15	11	vs FRI
7/18	10	vs WCH
8/2	11	vs CC
TOTAL: 16 (13 HOME, 3 ROAD)		

OPPONENTS HAVE 10 OR MORE RUNS		
DATE	RUNS	OPPONENT
4/6	12	@FRI
4/12	10	CC
4/14	13	CC
4/16	11	CC
4/18	16	@NWA
4/26	11	FRI
4/28	12	FRI
4/30	12	FRI
5/6	12	@CC
5/9	11	MID
5/11	16	MID
5/14 (G2)	13	MID
5/17	10	@FRI
5/23	14	@SA
5/31	13	SPR
6/10	10	@MID
6/15	11	vs SA
6/16	12	vs SA
6/18	11	vs SA
6/20	12	@CC
7/1	10	vs TUL
7/23	12	vs WCH
7/28	10	@ MID
8/2	13	vs CC
TOTAL: 24 (16 HOME, 8 ROAD)		

EXTRA INNING GAMES (5) 2-3

DATE	OPP	RESULT	SCORE	W	L	S	TIME
4/20	@NWA	W (10)	3-2	Otanez, M (1-0)	Biasi, D (1-1)	Rice, J (1)	3:08
4/26	FRI	W (10)	12-11	Workman, B (1-0)	Church, M (0-1)	-	3:24
5/20	@FRI	L (10)	8-7	Kelly, A (2-0)	Stumpo (0-1)	-	3:26
6/3 (G1)	SPR	L (8)	5-4	Roycroft, C (1-0)	Backhus, K (0-1)	Granillo, A (2)	2:26
6/30	TUL	L (13)	7-6	Fisher, B (5-1)	Grammes, C (2-2)	-	3:42

PINCH HITTER TOTALS

PLAYER	DATE	SITUATION	RESULT
Watkins	5/9	Bot. 8, 2 outs	Triple
Tawa	6/30	Bot 8, 1 out	Sac Fly
Beer	6/30	Bot 11, 0 out	Sac Fly
Vicuña	7/20	Bot 9, 0 out	E 9

DOUBLEHEADERS (4) 6-2

DATE	OPP	RESULT	SCORE	W	L	S	TIME
5/14 (1)	MID	W	10-1	Albright, L (2-2)	Ginn, J (0-2)	-	1:40
5/14 (2)	MID	L	13-1	Tomioka, S (1-0)	Hill, J (0-3)	-	2:32
6/3 (1)	SPR	L (8)	5-4	Roycroft, C (1-0)	Backhus, K (0-1)	Granillo, A (2)	2:26
6/3 (2)	SPR	W	6-1	Olivero, D (2-4)	Hernandez, K (5-2)	-	1:39
7/3 (1)	TUL	W	15-7	Olivero, D (5-5)	Casparius, B (0-3)	-	1:54
7/3 (2)	TUL	W	10-9	Montes De Oca, C (1-1)	Sublette, R (1-3)	Green, J (4)	2:26
7/8 (1)	@ SPR	W	4-3	Hill, J (3-4)	Pereira, W (5-5)	Pope, A (1)	2:07
7/8 (2)	@ SPR	W	7-6	Backhus, K (4-3)	Pope, B (1-2)	Green, J (5)	2:16

WALK-OFF WINS

DATE	SCORE	GAME-WINNING PLAY
4/26	12-11 (10th)	Lawlar RBI-double
6/1	3-2 (7th)	Duzenack two RBI Single

SHUTOUTS (7) 5-2

DATE	OPP	RESULT	SCORE	W	L	S	TIME
4/19	@NWA	W	5-0	Jarvis, B (2-1)	Veneziano, A (1-1)	-	2:29
4/21	@NWA	L	5-0	Hoffmann, A (2-1)	Hill, J (0-1)	-	2:26
4/22	@NWA	L	5-0	Marsh, A (1-0)	Patrick, C (0-3)	-	2:14
5/3	@CC	W	3-0	Pope, A (1-0)	Kouba, R (1-1)	Backhus, K (4)	2:15
5/27	@SA	W	1-0	Patrick, C (2-5)	Snider, D (0-3)	-	2:30
6/7	@MID	W	4-0	Green, J (1-0)	Cusick, R (3-3)	-	2:35
7/16	vs FRI	W	8-0	Lin, Y (1-0)	Bremer, N (0-1)	-	2:24

#14 KYLE BACKHUS - LHP

2023 HIGHS: IP - 2.0, K - 4, BB - 2, H - 5, R - 5, ER - 5

HEIGHT: 6'4"

WEIGHT: 185

B/T: L/L

AGE: 25 (1/31/1998 in New Waverly, TX)

34 G

4-4

7/11 SV/SVO

52/20 K/BB

4.63 ERA

OVERALL: 34 G, 22 GF, 44.2 IP, 49 H, 23 ER, 6 HR, 52 K, 20 BB **AUGUST:** 1 G, 0-1, 13.50 ERA, GF, BS, 2.0 IP, 5 H, 3B, 3 R, 3 ER, 2 K

LAST 10 G: 3-2, 3.86 ERA, SV, 6 GF, 14.0 IP, 19 H, HR, 6 ER, 14 K, 7 BB **VS. CC:** 7 G, 1-1, 6.55 ERA, 6 GF, 2/4 SVO, 11.0 IP, 13 H, 8 ER, HR, 13 K, 3 BB

- Named as a D-backs Organization All-Star last season by MiLB.com
- Allowed no earned runs in 30 of his 40 appearances in 2022 and logged his season high 2.0 IP 11 separate times.
- From 5/14-8/26/2022 (34.2 IP), he held his opponent to 0 earned runs in 22 out of 26 straight appearances, allowing just seven (7) earned runs total (1.84 ERA)
- Ranks second in the D-backs' organization in saves (13) since the start of the 2022 season.**

2023 SPLITS

VS. RHB: .293/.351/.496, 36 H, 5 HR, 6 2B, 18 RBI, 36 K, 10 BB
HOME: 16 G, 2-3, 7.40 ERA, 3 SV, 20.2 IP, 25 H, 18 R, 17 ER, 6 HR, 26 K, 11 BB
W/ RISP: .211/.237/.351, 12 H, HR, 3 2B, 3B, 18 RBI, 19 K, BB

VS. LHB: .217/.338/.333, 13 H, 4 2B, HR, 7 RBI, 16 K, 10 BB
AWAY: 18 G, 2-1, 2.25 ERA, 13 GF, 4 SV, 24.0 IP, 24 H, 6 ER, 26 K, 9 BB

RECENT APPEARANCES

DATE	DEC	P-S	IP	H	R	ER	HR	BB	SO	IR/S
6/22	W (1) BS (2)	44-28	2.0	1	1	0	2	2	0/0	
6/25	ND	21-13	1.0	2	2	0	1	2	0/0	
6/28	W (2)	32-21	2.0	3	1	1	1	0	1	0/0
7/1	L (3) BS (3)	45-26	2.0	1	0	0	0	1	3	0/0
7/4	L (3) BS (3)	29-20	1.0	3	3	2	0	1	1	0/0
7/6 (2)	W (4)	18-10	1.0	0	0	0	0	2	1	0/0
7/16	ND	12-8	1.0	1	0	0	0	1	1	0/0
7/19	S (7)	28-15	1.1	1	0	0	0	1	1	0/0
7/23	ND	18-12	1.0	1	0	0	0	1	1	0/0
7/28	ND	34-26	1.2	3	0	0	0	0	3	2/2
7/30	ND	19-12	1.0	1	0	0	0	0	0	0/0
8/2	L (4) BS (4)	33-25	2.0	5	3	3	0	0	2	0/0

LAST WIN: 7/8/23 (2) @ SPR

LAST LOSS: 8/2/23 vs CC

LAST SAVE: 7/19/23 vs WCH

#38 CONOR GRAMMES - RHP

2023 HIGHS: IP - 3.0, K - 5, BB - 4, H - 4, R - 3, ER - 2

HEIGHT: 6'1"

WEIGHT: 200

B/T: R/R

AGE: 26 (7/13/1997 in McLean, VA)

18 G

3-2

0/2 SV/SVO

35/17 K/BB

2.84 ERA

OVERALL: 18 G, 2 HLD, 5 GF, 25.1 IP, 24 H, 8 ER, 2 HR, 35 K, 17 BB **JULY:** 7 G, 1-0, 1.69 ERA, 10.2 IP, 13 H, 6 R, 2 ER, HR, 18 K, 3 BB, HB

LAST 10 G: 1-1, 2.70 ERA, 2 GS 13.1 IP, 16 H, 4 ER, 2 HR, 23 K, 6 BB **VS. CC:** 2 G, 0-0, 10.80 ERA, GF, 0/1 SVO, 1.2 IP, 2 H, 3 R, 2 ER, HR, 2 K, BB

- Selected by the Arizona Diamondbacks 5th round of the 2019 MLB draft out of Xavier University (Cincinnati, OH).
- In games where he logged at least 2.0 innings on the bump (6 G) in 2022, he also posted his most single-game strikeouts, encompassing both of his five (8/4 & 8/13) and four K (8/9 & 8/30) performances.
- Across a 12 game stretch, he logged at least two strikeouts in all but one relief appearances from 7/15-9/3/22 (19.0 IP), logging 36 total punch outs (17.1 K/9) across the stretch.

2023 SPLITS

VS. RHB: .163/.311/.204, 8 H, 2 2B, 4 RBI, 23 K, 9 BB, 61 PA
HOME: 9 G, 2-2, 2.92 ERA, 12.1 IP, 12 H, 4 ER, 17 K, 12 BB
W/ RISP: .171/.318/.171, 6 H, 10 RBI, 12 K, 7 BB, 44 PA

VS. LHB: .372/.471/.512, 16 H, 2 HR, 11 RBI, 12 K, 8 BB, 51 PA
AWAY: 9 G, 1-0, 2.77 ERA, 2 HLD, 13.0 IP, 12 H, 2 HR, 4 ER, 18 K, 5 BB

RECENT APPEARANCES

DATE	DEC	P-S	IP	H	R	ER	HR	BB	SO	IR/S
6/18	ND	14-12	2.0	2	1	1	0	0	2	0/0
6/20	ND	6-4	1.0	0	0	0	0	0	0	0/0
6/22	BS (2)	27-14	0.2	2	3	2	1	1	2	0/0
6/28	ND	23-12	1.0	0	0	0	0	1	2	0/0
6/30	L (2)	15-9	1.0	1	1	0	0	1	1	0/0
7/5	ND	22-12	1.1	1	0	0	0	1	1	2/0
7/9	ND	19-13	1.0	2	2	2	1	0	3	0/0
7/15	ND	17-12	1.0	3	3	0	0	1	2	0/0
7/19	W (3)	31-18	1.1	1	0	0	0	1	2	3/2
7/23	ND	37-23	2.0	1	0	0	0	0	5	--
7/26	ND	12-8	1.0	1	0	0	0	0	1	0/0
7/29	ND	46-32	3.0	4	1	0	0	0	4	--

LAST WIN: 7/19/23 vs. WCH

LAST LOSS: 6/30/23 vs. TUL

LAST SAVE: 5/21/23 @ EUG (A+)

#35 DILLON LARSEN - LHP

2023 HIGHS: IP - 2.1, K - 2, BB - 2, H - 1, R - 0, ER - 0

HEIGHT: 6'5"

WEIGHT: 230

B/T: R/L

AGE: 24 (7/9/1998 in Ellensburg, WA)

2 G

0-0

- SV/SVO

2/3 K/BB

0.00 ERA

OVERALL: 2 G, 2.2 IP, H, 3 BB, 2 K **AUGUST:** --

Last 10 G: -- **VS. CC:** --

- Entering his second professional season, signed by the Arizona Diamondbacks as a minor league free agent on May 13, 2022 out of Central Washington University.
- From 7/12-9/3/2022, he allowed just four (4) earned runs across 12 relief appearances (18.2 IP), good for a 1.99 ERA over the stretch with his 26 punch outs being good for a K/9 of 12.9

2023 SPLITS

VS. RHB: .200/.200/.400, H, 2B
HOME: 2 G, 0-0, 2.2 IP, H, 3 BB, 2 K
W/ RISP: .000/.250/.000, 2 BB, K

VS. LHB: .000/.429/.000, 3 BB, 2 K
AWAY: --

RECENT APPEARANCES

DATE	DEC	P-S	IP	H	R	ER	HR	BB	SO	IR/S
4/26	ND	10-5	0.1	0	0	0	0	1	0	3/1
4/28	ND	37-20	2.1	1	0	0	0	2	2	2/1

LAST WIN: 7/28/22 @ EUG (A+)

LAST LOSS: 9/6/22 @ EVE (A+)

LAST SAVE: 8/28/22 @ VAN (A+)

#24 LHP WILL MABREV

2023 HIGHS: IP - 2.0, K - 2, BB - 2, H - 3, R - 2, ER - 2

HEIGHT: 6'0"

WEIGHT: 185

B/T: L/L

AGE: 22 (9/23/00 in Cookeville, TN)

6 G

1-0

2/2 SV/SVO

8/3 K/BB

4.32 ERA

OVERALL: 6 G, 2 GF, 2 HLD, 8.1 IP, 6 H, 4 R, 4 ER, 2 HR, 8 K, 3 BB **AUGUST:** 1 G, 0-0, 9.00 ERA, GF, SV, 1.0 IP, H, ER, K

LAST 10 G: 1-0, 4.62 ERA, 2 GF, 2 HLD, 8.1 IP, 6 H, 4 R, 4 ER, 2 HR, 8 K, 3 BB **VS. CC:** 1 G, 0-0, 9.00 ERA, GF, SV, 1.0 IP, H, ER, K

- Selected by the Arizona Diamondbacks in the 6th round of the 2022 MLB Draft out of the University of Tennessee
- Following the draft, was placed on the 60-day IL
- Made his professional debut on April 6, 2023 with Low-A Visalia...In 9 games, went 2-0 with a 3.95 ERA over 13.2 IP
- Appeared in 18 games with High-A Hillsboro going 1-1 with a 2.33 ERA over 27.0 IP and had 31 K to just five walks.

2023 SPLITS

VS. RHB: .158/.304/.474, 3 H, 2 HR, 2 RBI, 3 K, 3 BB, 24 PA
HOME: 4 G, 0-0, 5.06 ERA, 2/2 SVO, HLD, 5.1 IP, 5 H, 3 ER, 2 HR, 5 K, 3 BB
W/ RISP: .111/.200/.111, H, RBI, 2 K, BB, 11 PA

VS. LHB: .273/.273/.364, 3 H, 2B, RBI, 5 K, 11 PA
AWAY: 2 G, 1-0, 3.00 ERA, 3.0 IP, H, ER, 3 K

RECENT APPEARANCES

DATE	DEC	P-S	IP	H	R	ER	HR	BB	SO	IR/S
7/14	ND	20-9	1.0	0	0	0	0	1	1	0/0
7/18	S (1)	19-15	2.0	1	0	0	0	0	2	2/0
7/21	H (1)	31-17	1.1	3	2	2	1	2	1	0/0
7/25	ND	20-13	1.0	1	1	1	0	0	1	0/0
7/29	W (1)	20-13	2.0	0	0	0	0	0	2	0/0
8/1	S (2)	14-9	1.0	1	1	1	1	0	1	0/0

LAST WIN: 7/29/23 @ MID

LAST LOSS: 6/3/23 @ EVE (A+)

LAST SAVE: 8/1/23 vs CC

#40 CHRISTIAN MONTES DE OCA - RHP

2023 HIGHS: IP - 2.1, K - 3, BB - 2, H - 5, R - 4, ER - 3

HEIGHT: 6'4"

WEIGHT: 230

B/T: R/R

AGE: 23 (8/30/1999 in Santo Domingo, Dominican Republic)

29 G

1-2

2/4 SV/SVO

33/19 K/BB

5.12 ERA

OVERALL: 29 G, 7 HLD, 12 GF, 38.2 IP, 37 H, 22 ER, 6 HR, 33 K, 19 BB **AUGUST:** 1 G, 0-0, 6.75 ERA, 1.1 IP, 3 H, 2 HR, 3 R, ER, K, BB

LAST 10 G: 1-1, 4.11 ERA, 3 GF, HLD, 15.1 IP, 17 H, 5 HR, 7 ER, 13 K, 5 BB **VS. CC:** 5 G, 0-0, 3.38 ERA, 3 GF, SV, 5.1 IP, 4 H, 2 HR, 4 R, 2 ER, 5 K, 2 BB

- Allowed runs in just two of his 10 games with Low-A Visalia to begin his professional career in 2022.
- Made his professional debut on 4/21/2022 vs. San Jose tossing two scoreless innings where he struck out five batters.
- Was a perfect 13-for-13 in save opportunities, tied for the most in the Diamondbacks farm system in 2022.
- By April's end, he earned a 1.02 WHIP and a .139 BAA (5-for-36) in seven relief appearances (10.2 IP).

2023 SPLITS

VS. RHB: .188/.235/.344, 18 H, 4 HR, 2B, 3B, 11 RBI, 26 K, 5 BB
HOME: 14 G, 1-0, 5.85 ERA, 20.0 IP, 23 H, 3 HR, 13 ER, 18 K, 10 BB
W/ RISP: .306/.364/.429, 19 H, 3 2B, HR, 18 RBI, 16 K, 4 BB

VS. LHB: .358/.485/.566, 19 H, 5 2B, 2 HR, 15 RBI, 7 K, 14 BB
AWAY: 15 G, 0-2, 4.34 ERA, 6 HLD, 18.2 IP, 14 H, 9 ER, 3 HR, 15 K, 9 BB

RECENT APPEARANCES

DATE	DEC	P-S	IP	H	R	ER	HR	BB	SO	IR/S	
6/8	ND	24-12	2.0	0	0	0	0	1	0	0/0	
6/11	H (6)	18-11	1.0	0	0	0	0	1	1	0/0	
6/30	ND	20-14	2.0	0	0	0	0	0	1	0/0	
7/3 (2)	W (1)	38-24	2.0	2	1	1	1	1	3	0/0	
7/6	L (2) BS (2)	27-17	1.0	3	4	3	1	2	0	0/0	
7/9	H (7)	33-21	2.0	2	0	0	0	0	1	1	0/0
7/15	ND	18-14	2.0	0	0	0	0	0	1	0/0	
7/20	ND	19-14	1.0	1	0	0	0	0	1	0/0	
7/23	ND	33-26	2.0	4	2	1	0	0	2	1/1	
7/27	ND	9-6	1.0	0	0	0	0	0	1	0/0	
7/30	ND	24-15	1.0	2	2	1	1	0	2	0/0	
8/2	ND	24-14	1.1	3	3	1	2	1	1	1/1	

LAST WIN: 7/3/23 (2) vs TUL

LAST LOSS: 7/5/23 @ SPR

LAST SAVE: 5/21/23 @ FRI

#41 MICHEL OTANEZ - RHP

2023 HIGHS: IP - 2.0, K - 3, BB - 3, H - 3, R - 5, ER - 5












HEIGHT: 6'4"

WEIGHT: 218

B/T: R/R

AGE: 26 (7/3/1997 in Villa La Mata, Dominican Republic)

17

#31 JAKE RICE - LHP				2023 HIGHS: IP - 1.1, K - 3, BB - 3, H - 3, R - 5, ER - 5				RECENT APPEARANCES			
HEIGHT: 6'1"		WEIGHT: 220		B/T: L/L		AGE: 26 (7/19/1997 in Birmingham, AL)					
26 G	2-0	2/2 SV/SVO	28/26 K/BB	10.72 ERA							
OVERALL: 26 G, HLD, 7 GF, 22.2 IP, 17 H, 27 ER, 2 HR, 28 K, 26 BB, 7 HB				JULY: 4 G, 0-0, 5.40 ERA, 3.1 IP, 2 H, 2 ER, 4 K, 5 BB							
LAST 10 G: 0-0, 6.00 ERA, HLD, GF, 9.0 IP, 6 H, 6 ER, HB, 10 K, 13 BB				VS. CC: 5 G, 0-0, 24.92 ERA, GF, 4.1 IP, 5 H, 12 ER, HR, 7 K, 10 BB							
<p> Made his professional and Low-A debut on 8/18/2021 and tossed 3.2 innings of relief, allowing just one (1) hit and punching out six (6).</p> <p> In his Double-A and Soddie debut (5/26/2022 @ARK), he tossed 2.0 IP of relief and held the Travelers scoreless while scattering just two (2) hits and one (1) walk.</p> <p> During his time in Hillsboro in 2022 (4/9-5/22), tied 1st in wins (3) and 2nd in game appearances (11) among qualified club mates.</p> <p> From 8/12-9/16/2022 (AMA), he held his opponent scoreless in eight (8) out of 10 straight relief appearances (9.2 IP), allowing just four (4) earned runs and punching out 10 in the process (3.91 ERA).</p>											
2023 SPLITS		VS. RHB: .216/.438/.392, 11 H, 3 2B, 2 HR, 16 RBI, 19 K, 16 BB, 5 HB HOME: 14 G, 1-0, 6.57 ERA, 12.1 IP, 9 H, 9 R, 9 ER, HR, 14 K, 13 BB W/ RISP: .345/.545/.517, 10 H, 2 2B, HR, 20 RBI, 9 K, 13 BB, HB				VS. LHB: .194/.419/.226, 6 H, 2B, 6 RBI, 9 K, 10 BB, 2 HB AWAY: 12 G, 1-0, 15.68 ERA, 10.1 IP, 8 H, 18 ER, HR, 14 K, 13 BB, 6 HB				LAST WIN: 4/25/23 vs. FRI LAST LOSS: 8/24/21 vs. RC (A-) LAST SAVE: 5/19/23 @ FRI	
#25 MITCHELL STUMPO - RHP				2023 HIGHS: IP - 2.1, K - 4, BB -4, H - 4, R - 3, ER - 3				RECENT APPEARANCES			
HEIGHT: 6'2"		WEIGHT: 205		B/T: R/R		AGE: 26 (6/17/1996 in Raleigh, NC)					
22 G	1-2	-/- SV/SVO	39/27 K/BB	7.23 ERA							
OVERALL: 22 G, 2 HLD, 7 GF, 23.2 IP, 23 H, 22 R, 19 ER, 3 HR, 39 K, 27 BB				JULY: 8 G, 0-0, 6.43 ERA, 7.0 IP, 4 H, 5 ER, 15 K, 10 BB, HB							
LAST 10 G: 0-1, 7.59 ERA, 2 GF, 10.2 IP, 8 H, 10 R, 9 ER, 3 HR, 19 K, 13 BB				VS. CC: 4 G, 0-1, 10.13 ERA, 2 GF, HLD, 5.1 IP, 8 H, 7 R, 6 ER, 2 HR, 7 K, 4 BB							
<p> Signed by the Arizona Diamondbacks as a minor league free agent on 7/2/2019 out of Guilford College (Guilford, NC).</p> <p> In his debut season from 8/8-8/30, appeared in seven straight games (9.0 IP) without allowing a run, conceding just two hits, a plunk and three walks while fanning 12 for a 12.0 K/9 and a 4.0 strikeout to walk ratio.</p> <p> Last season with Triple-A Reno, he finished the season with a 1.34 WHIP and a 10.6 K/9 (51 K, 43.1 IP)</p>											
2023 SPLITS		VS. RHB: .222/.368/.315, 12 H, HR, 2 2B, 12 RBI, 21 K, 11 BB HOME: 10 G, 1-0, 5.56 ERA, 11.1 IP, 8 H, 7 ER, HR, 19 K, 15 BB W/ RISP: .265/.500/.294, 9 H, 2B, 18 RBI, 16 K, 16 BB				VS. LHB: .289/.491/.500, 11 H, 3B, 2 HR, 10 RBI, 18 K, 16 BB AWAY: 12 G, 0-2, 8.76 ERA, 12.1 IP, 15 H, 15 R, 12 ER, 2 HR, 20 K, 12 BB				LAST WIN: 5/31/23 vs. SPR LAST LOSS: 6/23/23 @ CC LAST SAVE: 4/12/23 vs SAC (AAA)	
#29 RAFFI VIZCAINO - RHP				2023 HIGHS: IP - 2.0, K - 6, BB - 3, H - 2, R - 3, ER - 3				RECENT APPEARANCES			
HEIGHT: 6'0"		WEIGHT: 237		B/T: R/R		AGE: 27 (12/2/1995 in Sabana Grande, Dominican Republic)					
14 G	0-1	2/3 SV/SVO	24/12 K/BB	5.51 ERA							
OVERALL: 14 G, 7 GF, 2 HLD, 16.1 IP, 13 H, 12 R, 10 ER, 4 HR, 24 K, 12 BB				AUGUST: 1 G, 0-0, 0.00 ERA, HLD, 2.0 IP, 2 K, BB							
LAST 10 G: 0-1, 5.56 ERA, 4 GF, 2 HLD, 11.1 IP, 9 H, 9 R, 7 ER, 3 HR, 12 K, 8 BB				VS. CC: 3 G, 0-0, 5.40 ERA, GF, HLD, 5.0 IP, 3 H, 3 ER, HR, 10 K, 5 BB							
<p> Entering his ninth professional season after taking a one year hiatus for the 2022 campaign, professionally debuting back in 2013.</p> <p> During his debut 2013 season, he posted a 3.80 ERA across 11 game starts (47.1 IP) while punching out 41 batters.</p> <p> This season will be his first in the yellow city and the third season that he spends time at the Double-A level.</p> <p> In his most recent season (2021), he logged a 5.40 ERA (24 ER, 40.0 IP) in 32 relief appearances (2 GS).</p>											
2023 SPLITS		VS. RHB: .244/.333/.489, 11 H, 3 HR, 2 2B, 7 RBI, 19 K, 6 BB HOME: 8 G, 0-0, 7.20 ERA, 3 GF, HLD, 10.0 IP, 10 H, 10 R, 8 ER, 3 HR, 16 K, 9 BB W/ RISP: .300/.417/.600, 3 H, HR, 4 RBI, 4 K, 2 BB				VS. LHB: .125/.364/.313, 2 H, HR, RBI, 5 K, 6 BB AWAY: 6 G, 0-1, 2.84 ERA, 4 GF, 2/3 SVO, 6.1 IP, 3 H, 2 R, 2 ER, HR, 8 K, 3 BB				LAST WIN: 4/28/23 vs SUG (AAA) LAST LOSS: 7/5/23 @ SPR LAST SAVE: 7/9 @ SPR	

PITCHER STARTS: Albright (20), Hill (19), Patrick (19), Olivero (17), Bain (7), Tineo (4), Jarvis (3), Lin (3), Solomon (3), Grammes (2), Davies (1)

TEAM PITCHING

MONTHLY

HOME VS. ROAD TEAM PITCHING

PITCHING STREAKS (NO EARNED RUNS)

CONSECUTIVE SCORELESS INNINGS			CONSECUTIVE SCORELESS APPEARANCES		
PLAYER	LENGTH(IP) - DATES	STREAK STATS	PLAYER	LENGTH - DATES	STREAK STATS
Patrick	16.2 - 7/19-30	3 GS, 14 K, 10 H, 2 BB	Green	12 G, 6/3-7/8	8 H, 13 K, 4 BB, 58 BF
Green	15.1 - 6/3-7/8	12 G, 8 H, 13 K, 4 BB	Backhus	9 G - 5/18-6/11	10 H, 14 K, 4 BB, HB
Hill	14.1 - 7/15-27	3 GS, 6 H, 13 K, 4 BB	Saalfrank	8 G - 5/7-5/30	3 H, 17 K, 5 BB, HB
Saalfrank	12.1 - 5/4-5/30	9 G, 3 H, 18 K, 5 BB, HB	Backhus	6 G, 7/8-30	7 H, 7 K, 5 BB
Patrick	11.1 - 5/21-6/3	3 GS, 3 H, 12 K, 4 BB	Pope	6 G - 5/26 - 6/16	4 H, 11 K, 35 BF
Backhus	10.2 - 5/18-6/11	9 G, 10 H, 14 K, 4 BB, HB	Backhus	6 G - 4/15-5/3	2 H, 2 BB, 9 K
Pope	10.1 - 5/26-6/20	7 G, 4 H, 13 K, 2 BB, HB	Grammes	5 G, 7/15-29	10 H, 14 K, 2 BB, HBP
Backhus	9.1 - 4/12-5/6	8 G, 4 H, 12 K, 2 BB	Rice	4 G, 6/3-15	H, 3 K, 2 BB, HB
Grammes	8.1 - 7/15-29	5 G (2 GS), 10 H, 14 K, 2 BB, HBP	Grammes	3 G, 6/28-7/5	2 H, 4 K, 3 BB
Backhus	7.2 - 7/8-8/2	7 G, 8 H, 7 K, 5 BB	Montes De Oca	3 G, 7/9-20	3 H, 3 K, BB
Lin	7.2 - 7/22-28	2 GS, 4 H, 9 K, BB, HBP	Montes De Oca	3 G, 6/8-30	2 K, 2 BB
Hill	7.1 - 4/8-4/15	2 GS, 6 H, 9 K, 4 BB, HBP	Otanez	3 G, 6/21-29	7 K, 3 BB
Lin	6.2 - 7/16-22	2 GS, 2 H, 8 K, 2 BB	Pope	3 G, 5/10-19	6 H, 6 K, BB
Goddard	6.0 - 4/26-5/9	4 G, 8 K, H	Rice	3 G, 7/16-23	H, K, 4 BB

EJECTIONS

PLAYER/COACH	DATE/LOCATION	UMPIRE	REASON
Shawn Roof	4/30, HODGETOWN vs. FRI	HP Jarrod Moehlmann	Arguing call
Shawn Roof	5/20, Riders Field @ FRI	3B Steven Rios Jr.	Arguing call
Shawn Roof	6/9, Momentum Bank Ballpark @ MID	3B Sean Sparling	Checked swing
Jamison Hill	6/18, HODGETOWN vs SA	1B Steven Rios Jr.	Words
Shawn Roof	6/18, HODGETOWN, vs SA	HP Malcom Smith	Arguing call
Juan Centeno	6/30, HODGETOWN, vs TUL	HP Jarrod Moehlmann	Arguing call
Tom Gorzelanny	7/28, Momentum Bank Ballpark @ MID	HP Chris Murphy	Balls/Strikes

AWARDS

PLAYER/COACH	AWARD	DATES	STATS
Bryce Jarvis	TEX Pitcher of the Week	4/17-4/23/2023	W, 5.0 IP, 0 H, 8 K, 4 BB
Ryan Bliss	Texas League Player of the Month	April	.410 AVG (34-for-83), 2 HR, 14 RBI, 17 R, 18 G
Chad Patrick	TEX Pitcher of the Week	5/22-5/28/2023	W, 7.0 IP, 2 H, 6 K, 2 BB
Ryan Bliss	Texas League Player of the Month	May	.361 AVG (35-for-97), 5 HR, 13 RBI, 21 R, 23 G
Andrew Saalfrank	Amarillo Player of the Month	May	9 C, 1-0, 1.42 ERA, 12.2 IP
Ryan Bliss	Amarillo Player of the Month	May	.361 AVG (35-for-97), 5 HR, 13 RBI, 21 R, 23 G
Caleb Roberts	TEX Player of the Week	6/28-7/2	.438 (7-for-16) 3 HR, 2 2B, 4 RBI, 3 BB, 1.675 OPS

2023 MILESTONES ON THE HORIZON

NAME	MILESTONE	TO MEET
------	-----------	---------

2023 MILESTONES REACHED

NAME	MILESTONE	DATE
Luke Albright	150 Career IP	4/7 @ FRI
Ryan Bliss	150 Career Hits	4/14 vs. CC
A.J. Vukovich	150 Career RBI	4/16 vs. CC
Tim Tawa	150 Career Hits	4/16 vs. CC
A.J. Vukovich	150 Career RBI	4/16 vs. CC
Andrew Saalfrank	100 Career Strikeouts	4/20 @ NWA
Jamison Hill	150 Career Strikeouts	4/21 @ NWA
Austin Pope	200 Career Strikeouts	4/21 @ NWA
Austin Pope	200 Career IP	6/24 @ CC
Devison De Los Santos	150 Career RBI	4/26 vs. FRI
Jackson Goddard	150 Career Strikeouts	4/28 vs. FRI
Deyni Olivero	400 Career IP	4/29 vs. FRI
Tristin English	250 Career Hits	4/29 vs. FRI
Adrian Del Castillo	100 Career Hits	4/30 vs. FRI
A.J. Vukovich	250 Career Hits	5/4 @ CC
Michel Otanez	250 Career Strikeouts	5/17 @ FRI
Ryan Bliss	200 Career Hits	5/28 @ SA
Ryan Bliss	100 Career RBI	6/17 vs SA
Kyle Backhus	100 Career IP	6/1 vs. SPR
Deyni Olivero	300 Career Strikeouts	6/3 (2) vs. SPR
Jordan Lawlar	150 Career Hits	6/3 (1) vs. SPR
Josh Green	250 Career Strikeouts	6/14 vs SA
Jeff Bain	500 Career Strikeouts	7/3 (2) vs TUL
Tim Tawa	Most Single-Season HR	14, 7/15 vs FRI
Caleb Roberts	Most Single-Season HR	10, 7/15 vs FRI
Jordan Lawlar	100 Career RBI	7/16 vs FRI
A.J. Vukovich	Most Single-Season HR	18, 7/22 vs WCH
Seth Beer	450 Career MiLB Hits	7/22 vs WCH
Kyle Backhus	150 Career Strikeouts	7/28 @ MID
Austin Pope	250 Career Strikeouts	7/29 @ MID
Chad Patrick	150 Career Strikeouts	7/30 @ MID

SOD POODLES vs. LEAGUE IN 2023 (REGULAR SEASON)

NORTH DIVISION	OVERALL	HOME	AWAY	SOUTH DIVISION	OVERALL	HOME	AWAY
Arkansas	0-0	0-0	0-0	Corpus Christi	9-11	4-4	5-7
NW Arkansas	3-3	0-0	3-3	Frisco	9-9	5-4	4-5
Springfield	7-5	4-2	3-3	Midland	11-7	2-4	9-3
Tulsa	5-1	5-1	0-0	San Antonio	4-8	2-4	2-4
Wichita	4-2	4-2	0-0	---			

SOD POODLES vs. LEAGUE ALL-TIME (REGULAR SEASON)

NORTH DIVISION	OVERALL	HOME	AWAY	SOUTH DIVISION	OVERALL	HOME	AWAY
Arkansas	11-14	6-6	5-8	Corpus Christi	50-48	24-18	26-30
NW Arkansas	18-14	8-5	10-9	Frisco	46-49	27-26	19-23
Springfield	20-17	10-8	10-9	Midland	56-43	26-23	30-20
Tulsa	22-22	13-12	9-10	San Antonio	27-29	12-12	15-17
Wichita	14-10	7-5	7-5	---			

SOD POODLES OFFENSE

Most Runs, Game: 15 (7/3 (2) vs TUL)
Most Runs, Inning: 7 (5x: Last: 6/29 vs. TUL, 1st inning)
Most Hits, Game (Team): 18 (3x: Last: 6/8 @ MID)
Most Hits, Game (Indiv.): 4 (4x: Last: Roberts, 8/1 vs CC)
Fewest Hits, Game: 2 (3x: Last: 5/18 @ FRI)
Most Hits, Inning: 8 (5/5 @ CC, 3rd inning)
Most HRs, Game (Team): 5 (3x, Last: 7/15 vs FRI)
Most HRs, Game (Indiv.): 3 (Vukovich, 7/3 (1) vs TUL)
Most HR, Inning (Team): 3 (2x, Last: 7/1 vs TUL, 6th inning)
Most SBs, Game (Team): 9 (7/1 vs. TUL)
Most SBs, Game (Indiv.): 3 (3x, Last: Bliss, 7/3 (1) vs TUL)
Grand Slams: 5 (Last: Vukovich, 8/2 vs CC)
Most Runners LOB, Team: 14 (2x, Last: 7/4 @ SPR)
Most Runs Combined (Two Teams): 24 (8/2 vs CC)
Most Hits Combined (Two Teams): 33 (4/12 vs. CC)
Most Home Runs During Series (Two Teams): 31 (6/28-7/3 vs. TUL)
Most Runs To Overcome Deficit: 10 (4/26 vs. FRI)

SOD POODLES DEFENSE

Most Errors, Team: 4 (2x, Last: 5/23 @ SA)
Most Errors, Individual: 2 (2x, Last: Duezenack, 7/28 @ MID)
Most Double Plays: 3 (2x, Last: 7/18 vs. WCH)

SOD POODLES PITCHING

Most Ks, Team (9 innings): 14 (2x, Last: 8/1 vs CC)
Most Ks, Team (extra innings): 16 (6/30 vs TUL (13)
Most Walks, Team: 11 (2x: Last: 5/26 @ SA)
Shutouts: 5 (Last: 7/16 vs FRI)
Complete Games (9 IP): --
Complete Games (7 IP): --
Complete Game Shutout, Individual: --
Complete Game Shutout (9.0 IP) Individual: --
Longest Start: 7.0 IP (4x, Last: Lin, 7/22 vs WCH)
Longest Relief Appearance: 3.1 IP (2x: Last: Workman, 4/26 vs. FRI)
Most Ks, Individual: 10 (Albright, 8/1 vs CC)
Most Walks, Individual: 6 (2x: Last: Olivero, 5/23 @ SA)

OPPONENTS OFFENSE

Most Runs, Game: 16 (2x: Last: 5/11 vs. MID)
Most Runs, Inning: 8 (2x: Last: 5/17 @ FRI, 5th inning)
Most Hits, Game (Team): 19 (5/11 vs. MID)
Most Hits, Game (Indiv.): 5 (2x: Last: Calabuig, 5/11 vs. MID)
Fewest Hits, Game: 2 (3x: Last: 5/27 @ SA)
Most Hits, Inning: 7 (2x, Last: 6/20 @ CC)
Most HRs, Game (Team): 5 (2x, Last: 7/3 (2) vs. TUL)
Most HRs, Game (Indiv.): 3 (Rave, 4/18 @ NWA)
Most SBs, Game (Indiv.): 3 (Acuña, 4/30 vs. FRI)
Grand Slams Against: 5 (Last: Hicks, 5/20 @ FRI)
Most Runners LOB, Team: 14 (5/26 @ SA)
Most Runs To Overcome Deficit: 7 (7/28 @ MID)

OPPONENTS PITCHING

Most Ks Team (9 innings): 17 (6/14 vs SA)
Most Ks, Team (extra innings): 15 (6/30 vs TUL)
Most Walks, Team: 12 (6/20 @ CC)
Most Ks, Individual: 10 (Leiter, 5/17 @ FRI)
Most Walks, Individual: 5 (3x, Last: Martinez, J, 7/9 @ SPR)

OPPONENTS DEFENSE

Most Errors, Team: 3 (5x, Last: 7/4 @ SPR)
Most Errors, Individual: 3 (Whitcomb, 4/12 vs. CC)
Most Double Plays: 3 (2x, Last: 7/28 @ MID)

MISCELLANEOUS

Longest Home Game Time (9 innings): 3:36 (6/15 vs. SA)
Shortest Home Game Time (9 innings): 2:08 (7/21 vs. WCH)
Longest Road Game Time (9 innings): 3:13 (5/5 @ CC)
Shortest Road Game Time (9 innings): 2:05 (5/2 @ CC)
Longest Game Time (7 innings): 2:32 (5/14 (2) vs. MID)
Shortest Game Time (7 innings): 1:39 (6/3 (2) vs. SPR)
Longest Extra-Inning Game: 3:42 (6/30 vs TUL)
Longest Game (Innings): 13 (6/30 vs TUL)
Longest Game Delay (Home): 0:40, 5/31 vs. SPR (rain)
Longest Game Delay (Road): 1:53, 5/19 @ FRI (rain)
Highest Attendance (Home): 7,588 (7/3 vs. TUL)
Highest Attendance (Road): 10,019 (5/16 @ FRI)
Lowest Attendance (Home): 3,231 (4/25 vs. FRI)
Lowest Attendance (Road): 2,041 (7/30 @ MID)

LAST TIME IT HAPPENED - 2023

SOD POODLES (INDIVIDUAL)

Perfect Game:
No-Hitter (Individual):
No-Hitter (Combined):
No-Hitter (7-Inning):
1-Hitter (Individual):
1-Hitter (Combined):
2-Hitter (Individual):
2-Hitter (Combined): 3x: Last: 5/27 @ SA, Patrick/Saalfrank
3-Hitter (Combined): 7x: Last: 7/16 vs FRI, Lin/Pope/Rice/Backhus
3-Hitter (Individual):
Complete Game Shutout (9 Inning):
Complete Game Shutout (7 Inning):
10 or more strikeouts (P): Albright (10, 8/1 vs CC)
Four (4) Hits: 4x, Last: Roberts (8/1 vs CC)
Five (5) Hits:
Six (6) Hits:
Three (3) Doubles:
Four (4) Doubles:
Two (2) Triples:
Two HR Game: 5x, Last: Melendez (7/23 vs WCH)
Three HR Game: Vukovich (7/3 (1) vs TUL)
Grand Slam (Home): 3x, Last: Vukovich (8/2 vs. CC)
Grand Slam (Road): 2x, Last: Duzenack (7/30 @ MID)
Inside-The-Park HR: Lawlar (7/3 (1) vs TUL)
Back-To-Back HRs: 6x: Last: Roberts/Melendez (7/23 vs. WCH)
Back-To-Back-To-Back HRs:
HR, Both Sides of the Plate:
Hitting for the Cycle:

HR in 2 straight games: 18x: Last: Vukovich (7/21-22 vs WCH)
HR in 3 straight games: 2x, Last: Castillo (7/15-16 vs FRI, 7/18 vs WCH)
HR in 4 straight games: Roberts (6/30-7/3 vs TUL)
Triple in 2 straight games:
Five (5) RBI: 3x, Last: Vukovich (7/22 vs WCH)
Seven (7) RBI: Vukovich (7/3 (1) vs TUL)
Three Runs: 18x: Last: Lawlar (8/2 vs CC)
Four Runs: 4x, Last: Vukovich (7/3 (1) vs TUL)
Five Runs:
Two Stolen Bases: 10x: Last: Lawlar (7/3 (1) vs TUL)
Three Stolen Bases: 3x, Last: Bliss (7/3 (1) vs TUL)
Four Stolen Bases:
Steal of home (straight):
Steal of home (double steal): 2x, Last: Bliss/Lawlar, 6/22 @ CC
Four (4) Walks: Roberts (5/31 vs. SPR)
Five (5) Walks:
10 Total Bases in a game: Vukovich (12, 7/3 (1) vs TUL)

SOD POODLES TEAM

20 Runs, Game:
20 Hits, Game:
10+ Runs, Inning:
Back-to-back 15-hit games:
Everyone in order gets a hit: 7x: Last: 7/3 (1) vs TUL
Everyone in order scores a run: 5/5 @ CC
Only player in order to get a hit:
15+ Strikeouts, Game (Batting): 2x, Last: 6/30 vs TUL (15)
Triple Play:
Winning Streak: 7 (6/6-6/13)
Losing Streak: 4 (2x: Last: 5/23-5/26)



HIGHS & LOWS - ALL TIME



SOD POODLES OFFENSE

Most Runs, Game: 20 (9/11/21 vs. TUL)
Most Runs, Inning: 11 (6/11/22 vs. FRI, 8th inning)
Most Hits, Game: 24 (9/11/21 vs. TUL)
Most Hits, Game (Indiv.): 5 (3x: Last: Barrosa, 7/22 @ MID)
Fewest Hits, Game: 0 (5/26/22 @ ARK)
Most HRs, Game (Team): 7, (6/5/21 @ FRI)
Most HRs, Game (Indiv.): 3, 2x, Last: Vukovich (7/3/23 (1) vs TUL)
Grand Slams: 16 (Last: Vukovich, 8/2 vs CC, 4th inning)
Most SBs, Game (Team.): 9 (7/1/23 vs. TUL)
Most SBs, Game (Indiv.): 3 (8x: Last: Bliss, 7/3/23 (1) vs. TUL)
Most Runners LOB, Team: 14 (5x: Last: 7/4/23 @ SPR)
Most Runs Combined (Two Teams): 32 (9/11/21 vs. TUL)
Most Hits Combined (Two Teams): 37 (2x: Last: 4/23/22 vs SA)
Most Home Runs During Series (Two Teams): 34 (9/7-12/21 vs. TUL)
Most Runs To Overcome Deficit: 10 (4/26/23 vs. FRI)

SOD POODLES DEFENSE

Most Errors, Team: 5 (6/19/21 vs. MID)
Most Errors, Individual: 2 (27x: Last: Duzenack, 7/28/23 @ MID)
Most Ground Into Double Plays: 4 (2x: Last: 9/17/21 vs. FRI)

SOD POODLES PITCHING

Most Ks, Team (9 innings): 17 (2x: Last: 5/9/21 @ TUL)
Most Ks, Team (extra innings): 19 (5/11/19 @ CC)
Most Walks, Team: 12 (8/27/22 @ CC)
Shutout: 25x: Last: 7/16/23 vs FRI
Last Complete Game (9 IP): --
Last Complete Game (7 IP): Nelson (G1, 9/1/21 @ SA)
Last Complete Game (5 IP): Walston (7/29/22 vs. CC)
Last Complete Game Shutout: Frias (8/1/21 vs. SA (7))
Longest Start: 8.0 IP (Cecconi, 6/8/22 vs FRI)
Longest Relief Appearance: 3.1 IP (4x, last: Workman, 4/26 vs FRI)
Most Ks, Individual: 12 (4x: Last: Pfaadt: 6/23/22 @ CC)
Most Walks, Individual: 7 (Nelson, 7/6/21 @ SA)



LAST TIME IT HAPPENED - ALL TIME

SOD POODLES (INDIVIDUAL)

Perfect Game:
No-Hitter (Individual):
No-Hitter (Combined):
No-Hitter (7-Inning): 2x: Tabor, 7/11/21 @ SA; Frias, 8/1/21 vs. SA
1-Hitter (Individual): 7/29/22 (Walston, 5-inning game)
1-Hitter (Combined): 2x: Last: 4/16/22 (Jarvis, Weiss - 7 inning game)
2-Hitter (Individual):
2-Hitter (Combined): 5x: Last: 5/27/23 @ SA, Albright/Saalfrank
3-Hitter (Combined): 22x: Last: 7/16/23 vs FRI, Lin/Pope/Rice/Backhus
3-Hitter (Individual):
Complete Game Shutout (9 Inning):
Complete Game Shutout (7 Inning): 2x: Tabor, 7/11/21 @ SA; Frias, 8/1/21 vs. SA
10 or more strikeouts: 15x, Last: Albright (8/1/23 vs. CC)
Four (4) Hits: 32x: Last: Roberts (8/1/23 vs CC)
Five (5) Hits: 3x: Last: Cedenio (8/18/22 @ MID)
Six (6) Hits:
Three (3) Doubles: 3x: Last: Carroll, (4/23/22 vs SA)
Four (4) Doubles:
Two (2) Triples:
Two HR Game: 34x: Last: Melendez (7/23/23 vs. WCH)
Three HR Game: 2x, Last: Roberts, 7/3/23 (2) vs TUL)
Grand Slam (Home): 12x: Last: Vukovich, 8/2/23 vs. CC)
Grand Slam (Road): 4x: Last: Duzenack, 7/30/23 @ MID
Inside-The-Park HR: 5x: Last: Lawlar (7/3/23 (1) vs TUL)
Back-To-Back HRs: 22x: Last: Roberts/Melendez (7/23/23 vs. WCH)
Back-To-Back-To-Back HRs:
B-2-B-2-B-2-B HRs: 9/11/21 vs. TUL - Garrett/Kennedy/Fletcher/Canzone (3rd inning)
HR, Both Sides of the Plate: 3x: Last: Stankiewicz (7/15/22 vs SA)
Hitting for the Cycle:

OPPONENTS OFFENSE

Most Runs, Game: 21 (2x: Last: 9/2/22 vs. FRI)
Most Runs, Inning: 11 (9/2/22 vs. FRI, 5th inning)
Most Hits, Game (Team): 23 (9/2/22 vs. FRI)
Most Hits, Game (Indiv.): 6 (Guldborg, 4/10/22 vs MID)
Fewest Hits, Game: 0 (2x: Last: 8/1/21 vs. SA - Frias no-hitter)
Most HRs, Game (Team): 9 (Last: 5/17/22 vs. TUL)
Most HRs, Game (Indiv.): 4 (Chandler Redmond, 8/10/22 vs SPR)
Most SBs, Game (Indiv.): 3 (Acuña, 4/30/23 vs. FRI)
Grand Slams: 23 (Last: Hicks, 5/20/23 @ FRI, off Hill, 5th inning)
Most Runners LOB, Team: 16 (4/10/22 vs. MID)
Most Runs To Overcome Deficit: 10 (7/18/21 @ MID)

OPPONENTS PITCHING

Most Ks Team (9 innings): 17 (3x: Last: 6/14/23 vs SA)
Most Ks, Team (extra innings): 19 (5/11/19 @ CC, 10)
Most Walks, Team: 12 (6/20 @ CC)
Shutout: 21x: Last: 4/22/23 @ NWA
Last Complete Game: Jones (5/26/22 (2) @ ARK)
Last Complete Game Shutout (7 IP): Jones (5/26/22 (2) @ ARK)
Most Ks, Individual: 14 (Dustin May, 6/22/19 @ TUL)
Most Walks, Individual: 7 (Robaina, 7/31/22 vs. CC)

OPPONENTS DEFENSE

Most Errors, Team: 4 (5x: Last: 7/22/22 @ MID)
Most Errors, Individual: 3 (3x: Last: Whitcomb, 4/12/23 vs. CC)
Most Ground Into Double Plays: 4 (2x: Last: 9/14/22 @ SA)

MISCELLANEOUS

Longest Home Game Time (9 innings): 4:08 (9/11/21 vs. TUL)
Shortest Home Game Time (9 innings): 2:01 (6/8/22 vs FRI)
Longest Road Game Time (9 innings): 3:34 (7/29/19 @ NWA)
Shortest Road Game Time (9 innings): 1:50 (8/21/22 @ MID)
Longest Game Time (7 innings): 2:36 (9/1/21 @ SA)
Shortest Game Time (7 innings): 1:29 (5/26/22 (2) @ ARK)
Longest Extra-Inning Game: 4:08 (4/22/22 vs. SA, 11)
Longest Game (Innings): 13 (6/30/23 vs TUL)
Longest Game Delay (Home): 3:15 (5/18/21 vs. MID)
Longest Game Delay (Road): 1:53 (5/19/23 @ FRI)
Highest Attendance (Home): 7,588 (7/3/23 vs. TUL)
Highest Attendance (Road): 10,366 (5/18/19 @ FRI)
Lowest Attendance (Home): 3,851 (6/1/22 vs. MID)
Lowest Attendance (Road): 1,906 (8/17/22 @ MID)
Largest Margin of Victory: 15 (19-4, 6/9/21 vs. CC)
Largest Margin of Defeat: 19 (21-2, 9/2/22 vs. FRI)

SOD POODLES TEAM

HR in 2 straight games: 61x: Last: Vukovich (7/21-22 vs. WCH)
HR in 3 straight games: 9x: Last: Castillo (7/15-16 vs FRI, 7/18 vs WCH)
HR in 4 straight games: Roberts (6/30-7/3/23 vs TUL)
Triple in 2 Straight games: 5x: Last: Carroll (5/17-18 vs. TUL)
Triple in 3 straight games: Carroll, 6/12-15 vs. FRI, @ SA)
Five (5) RBI: 14x: Last: Vukovich (7/22/23 vs WCH)
Six (6) RBI: 4x: Last: Forbes, (7/28/22 vs. CC)
Seven (7) RBI: 2x, Last: Vukovich (7/3/23 (1) vs TUL)
Four Runs: 10x: Last: Vukovich (7/3/23 (1) vs TUL)
Five Runs: Perdomo (9/11/21 vs. TUL)
Two Stolen Bases: 44x: Last: Lawlar (7/3/23 (1) vs TUL)
Three Stolen Bases: 8x: Last: Bliss (7/3/23 (1) vs TUL)
Four Stolen Bases:
Steal of home (straight): 2x: Last: Barrosa (9/4/22 vs FRI)
Steal of home (double steal): 3x: Last: Bliss/Lawlar (6/22/23 @ CC)
Four (4) Walks: 3x: Last: Roberts (5/31/23 vs. SPR)
10 Total Bases in a Game: 7x: Last: Vukovich, (7/3/23 (1) vs. TUL)
Most Total Bases in a game: 12 (3x: Last: Vukovich (7/3/23 (1) vs. TUL)

20 Runs, Game: 20, 9/11/21 vs. TUL
20 Hits, Game: 5x: Last: 20, 8/18/22 @ MID
10+ Runs, Inning: 2x: Last: 6/11/22 vs. FRI (11, 8th inning)
Back-to-back 15-hit games: 2x: Last: 4/22-4/23/22 vs. SA
Everyone in order gets a hit: 33x: Last: 7/3/23 (1) vs. TUL
Everyone in order gets multiple-hits: 5/8/22 vs. MID
Everyone in order scores a run: 7x: Last: 5/5/23 @ CC
Only player in order to get a hit: 4x: Last: Diaz, G1, 9/1/21 @ SA
15+ Strikeouts, Game (Batting): 18x: Last: 6/30/23 vs TUL (15)
Triple Play:
Winning Streak: 7 (6/6-13/23)
Losing Streak: 7 (7/30-8/6/22)



DATE	NO	TRANSACTION
4/7	1	INF Camden Duzenack reinstated from the Dev. List, transferred to AMA.
4/11	2	RHP Josh Green reinstated from the Dev. List, assigned to AMA.
4/11	3	RHP Jackson Goddard placed on the Dev. List.
4/12	4	LHP Joe Mantiply assigned to AMA on MLB Rehab Assignment.
4/14	5	INF Camden Duzenack transferred to RNO.
4/18	6	LHP Joe Mantiply recalled from MLB Rehab Assignment to ARI.
4/18	7	RHP Jackson Goddard reinstated from Dev. List, assigned to AMA.
4/20	8	OF Caleb Roberts placed on AMA IL.
4/21	9	RHP Raffi Vizcaino transferred from AMA to RNO.
4/21	10	INF Jonathan Guzman transferred to AMA from HIL.
4/21	11	LHP Hugh Fisher transferred to AMA from HIL.
4/22	12	RHP Michel Otanez placed on AMA IL.
4/25	13	RHP Byrce Jarvis transferred from AMA to RNO.
4/25	14	LHP Dillon Larsen transferred to AMA from HIL.
4/25	15	RHP Marcos Tineo transferred to AMA from HIL.
5/2	16	RHP Mitchell Stump transferred to AMA from RNO.
5/2	17	LHP Dillon Larsen transferred from AMA to HIL.
5/5	18	INF Tristin English transferred from AMA to RNO.
5/5	19	INF Kevin Vicuña signed by ARI, assigned to AMA.
5/7	20	INF Jonathan Guzman placed on AMA IL.
5/8	21	INF Jarrod Watkins transferred to AMA from HIL.
5/10	22	RHP Josh Green placed on AMA IL.
5/13	23	RHP Michel Otanez reinstated from AMA IL.
5/14	24	INF Neyfy Castillo placed on AMA IL.
5/16	25	OF Caleb Roberts reinstated from AMA IL.
5/16	26	RHP Endrys Briceno transferred to AMA from RNO.
5/16	27	RHP Marcos Tineo released.
5/19	28	INF Camden Duzenack reinstated from RNO IL, transferred to AMA.
5/19	29	LHP Hugh Fisher placed on Dev. List.
5/20	30	RHP Zach Davies assigned to AMA on MLB Rehab.
5/23	31	INF Neyfy Castillo reinstated from IL.
5/23	32	INF Seth Beer reinstated from Dev. List, transferred to AMA.
5/23	33	INF Kevin Vicuña placed on Dev. List.
5/23	34	INF Jarrod Watkins released.
5/25	35	RHP Endrys Briceno transferred from AMA to RNO.
5/25	36	RHP Conor Grammes transferred to AMA from HIL.
5/26	37	RHP Michel Otanez transferred from AMA to RNO.
5/26	38	LHP Hugh Fisher reinstated from Dev. List.
6/1	39	RHP Josh Green reinstated from IL.
6/1	40	LHP Hugh Fisher placed on Dev. List.
6/13	41	RHP Christian Montes De Oca placed on IL.
6/20	42	RHP Blake Workman released.
6/20	43	LHP Andrew Saalfank transferred from AMA to RNO.
6/20	44	RHP Michel Otanez transferred to AMA from RNO.
6/20	45	RHP Peter Solomon transferred to AMA from RNO.
6/21	46	INF Kevin Vicuña transferred from AMA to HIL.
6/24	47	RHP Jackson Goddard placed on AMA IL.
6/26	48	RHP Gerald Ogando transferred to AMA from HIL.
6/29	49	RHP Raffi Vizcaino reinstated from RNO IL, transferred to AMA.
6/29	50	RHP Christian Montes De Oca reinstated from IL.
6/29	51	LHP Jake Rice placed on Dev. List.
7/1	52	INF Kevin Vicuña transferred to AMA from HIL.
7/1	53	INF Deyvison De Los Santos placed on the Dev. List.
7/7	54	INF Julio Carrion transferred to AMA from VIS.
7/7	55	INF Ryan Bliss placed on Temp. Inactive List.
7/7	56	INF Jordan Lawlar placed on Temp. Inactive List.
7/9	57	RHP Deyni Olivero placed on Dev. List.
7/13	58	INF Jordan Lawlar reinstated from Temp. Inactive List.
7/13	59	C J.J. D'Orazio transferred to AMA from HIL.
7/13	60	LHP Yu-Min Lin transferred to AMA from HIL.
7/13	61	LHP Will Mabrey transferred to AMA from HIL.
7/13	62	INF Ivan Melendez transferred to AMA from HIL.

[illegible][illegible]

Game	Date	Opponent	W/L	Winning Pitcher	Losing Pitcher	Save	Record	Standing	Attendance	TOG
1	4/6	@ FRI	L, 12-4	Anderson, G (1-0)	Jarvis, B (0-1)	-	0-1	T-2nd (-1.0)	8,320	2:28
2	4/7	@ FRI	W, 3-1	Albright, L (1-0)	Krauth, N (0-1)	Backhus, K (1)	1-1	T-1st (+0.5)	8,655	2:16
3	4/8	@ FRI	W, 5-3	Rice, J (1-0)	Starr, N (0-1)	Vizcaino, R (1)	2-1	T-1st (+1.0)	9,030	2:57
4/9-10		OFF								
4	4/11	CC	L, 5-4	Melendez, J (1-0)	Patrick, C (0-1)	Macuare, A (1)	2-2	T-2nd (-1.0)	5,452	2:26
5	4/12	CC	W, 13-10	Mantiply, J (1-0)	Robaina, J (0-1)	-	3-2	T-1st (+1.0)	4,093	3:16
6	4/13	CC	W, 5-2	Jarvis, B (1-1)	Cobos, F (0-1)	Montes De Oca, C (1)	4-2	1st (+1.0)	4,547	2:39
7	4/14	CC	L, 13-10	Sprinkle, J (1-0)	Albright, L (1-1)	-	4-3	T-1st (+1.0)	6,417	2:54
8	4/15	CC	W, 5-3	Mantiply, J (2-0)	Gordon, C (0-2)	Backhus, K (2)	5-3	1st (+1.0)	6,146	2:28
9	4/16	CC	L, 11-5	Melendez, J (2-0)	Patrick, C (0-2)	-	5-4	T-1st (+1.0)	5,187	2:54
4/17		OFF								
10	4/18	@ NWA	L, 16-6	Del Rosario, Y (1-0)	Olivero, D (0-1)	-	5-5	T-1st (+1.0)	2,399	2:40
11	4/19	@ NWA	W, 5-0	Jarvis, B (2-1)	Veneziano, A (1-1)	-	6-5	T-1st (+1.0)	2,792	2:29
12	4/20	@ NWA	W, 3-2 (10)	Otanez, M (1-0)	Biasi, D (1-1)	Rice, J (1)	7-5	1st (+0.5)	3,751	3:08
13	4/21	@ NWA	L, 5-0	Hoffmann, A (2-1)	Hill, J (0-1)	-	7-6	T-1st (+1.0)	4,690	2:26
14	4/22	@ NWA	L, 5-0	Marsh, A (1-0)	Patrick, C (0-3)	-	7-7	T-1st (+3.0)	4,856	2:14
15	4/23	@ NWA	W, 6-2	Saalfrank, A (1-0)	Way, B (0-2)	-	8-7	T-1st (+0.5)	4,640	2:48
4/24		OFF								
16	4/25	FRI	W, 9-7	Rice, J (2-0)	Starr, N (1-2)	Backhus, K (3)	9-7	T-1st (+1.0)	3,231	2:34
17	4/26	FRI	W, 12-11 (10)	Workman, B (1-0)	Church, M (0-1)	-	10-7	1st (+1.0)	3,275	3:24
18	4/27	FRI	L, 5-1	Roby, T (1-2)	Bain, J (0-1)	-	10-8	1st (+0.5)	6,239	2:38
19	4/28	FRI	L, 12-6	Speas, A (1-0)	Patrick, C (0-4)	-	10-9	2nd (-0.5)	4,393	2:55
20	4/29	FRI	W, 11-4	Olivero, D (1-1)	Leiter, J (0-2)	-	11-9	1st (+0.5)	5,928	2:38
21	4/30	FRI	L, 12-7	Church, M (1-1)	Tineo, M (0-1)	-	11-10	T-1st (+0.5)	5,125	2:53
5/1		OFF								
22	5/2	@ CC	L, 3-1	Robaina, J (1-2)	Fisher, H (0-1)	-	11-11	T-2nd (-1.0)	2,774	2:05
23	5/3	@ CC	W, 3-0	Pope, A (1-0)	Kouba, R (1-1)	Backhus, K (4)	12-11	T-1st (+1.5)	2,401	2:15
24	5/4	@ CC	L, 6-1	Gordon, C (2-2)	Patrcik, C (0-5)	-	12-12	T-2nd (-1.0)	3,678	2:11
25	5/5	@ CC	W, 12-8	Goddard, J (1-0)	Plumlee, P (0-1)	-	13-12	T-1st (+2.5)	4,651	3:13
26	5/6	@ CC	L, 12-7	VanWey, L (1-0)	Tineo, M (0-2)	-	13-13	T-2nd (-1.0)	4,327	2:49
27	5/7	@ CC	L, 5-4	Arrighetti, S (2-2)	Albright, L (1-2)	McDonald, C (1)	13-14	T-2nd (-2.0)	4,726	2:28
5/8		OFF								
28	5/9	MID	L, 11-9	Supak, T (2-0)	Hill, J (0-2)	-	13-15	2nd (-3.0)	6,284	2:47
29	5/10	MID	W, 6-3	Saalfrank, A (2-0)	Salinas, R (1-2)	-	14-15	2nd (-2.0)	4,495	2:20
30	5/11	MID	L, 16-6	Pérez, F (1-0)	Olivero, D (1-2)	-	14-16	2nd (-3.0)	5,363	2:56
31	5/12	MID	L, 6-1	Cushing J (1-0)	Tineo, M (0-3)	-	14-17	3rd (-4.0)	7,165	2:27
	5/13	MID	PPD							
32	5/14(1)	MID	W, 10-1	Albright, L (2-2)	Ginn, J (0-2)	-	15-17	-	0	1:40
33	5/14(2)	MID	L, 13-1	Tomioka, S (1-0)	Hill, J (0-3)	-	15-18	3rd (-4.0)	4,621	2:32
5/15		OFF								
34	5/16	@ FRI	L, 3-2	Church, M (2-2)	Goddard, J (1-1)	Starr, N (1)	15-19	3rd (-4.0)	10,019	2:30
35	5/17	@ FRI	L, 10-4	Leiter, J (2-2)	Olivero, D (1-3)	-	15-20	T-4th (-4.0)	2,890	2:27
36	5/18	@ FRI	L, 7-1	Garcia, R (1-3)	Bain, J (0-2)	-	15-21	5th (-4.0)	3,480	2:13
37	5/19	@ FRI	W, 2-1	Albright, L (3-2)	White, O (1-1)	Rice, J (2)	16-21	T-4th (-4.0)	5,943	2:24 (1:53)
38	5/20	@ FRI	L, 8-7 (10)	Kelly, A (2-0)	Stumpo, M (0-1)	-	16-22	T-4th (-5.0)	7,070	3:26
39	5/21	@ FRI	W, 3-1	Patrick, C (1-5)	Church, M (2-3)	Montes De Oca, C (2)	17-22	T-4th (-5.0)	6,306	2:32
5/22		OFF								
40	5/23	@ SA	L, 14-4	Bachar, L (2-0)	Olivero, D (1-4)	-	17-23	5th (-5.0)	5,054	2:48
41	5/24	@ SA	L, 4-3	Hernandez, N (3-1)	Montes De Oca, C (0-1)	-	17-24	5th (-5.0)	4,990	2:35
42	5/25	@ SA	L, 5-4	Kopps, K (3-0)	Otanez, M (1-1)	Jacob, A (1)	17-25	5th (-6.0)	3,549	2:35
43	5/26	@ SA	L, 8-2	Wolf, J (3-5)	Hill, J (0-4)	-	17-26	5th (-7.0)	4,124	2:57
44	5/27	@ SA	W, 1-0	Patrick, C (2-5)	Snider, D (0-3)	Saalfrank, A (1)	18-26	5th (-6.0)	4,828	2:30
45	5/28	@ SA	W, 9-3	Grammes, C (1-0)	Henry, H (1-2)	-	19-26	5th (-5.0)	3,530	2:46
5/29		OFF								
46	5/30	SPR	W, 7-1	Bain, J (1-2)	Gragg, L (0-3)	-	20-26	5th (-4.0)	4,179	2:11
47	5/31	SPR	W, 13-8	Stumpo, M (1-1)	Sawyer, L (1-2)	-	21-26	4th (-4.0)	4,177	3:03
48	6/1	SPR	W, 3-2	Grammes, C (2-0)	Pereira, W (3-3)	-	22-26	4th (-4.0)	4,690	1:54
49	6/2	SPR	PPD							
49	6/3(1)	SPR	L, 5-4 (8)	Roycroft, C (1-0)	Backhus, K (0-1)	Granillo, A (2)	22-27	4th (-3.5)	-	2:26
50	6/3(2)	SPR	W, 6-1 (7)	Olivero, D (2-4)	Hernandez, K (5-2)	-	23-27	4th (-4.0)	6,502	1:39
51	6/4	SPR	L, 6-5	Sawyer, L (2-2)	Grammes, C (2-1)	-	23-28	4th (-4.0)	5,636	2:44

Game	Date	Opponent	W/L	Winning Pitcher	Losing Pitcher	Save	Record	Standing	Attendance	TOG
52	6/6	@ MID	W, 8-4	Albright, L (4-2)	Estes, J (3-4)	--	24-28	4th (-4.0)	3,738	2:33
53	6/7	@ MID	W, 4-0	Green, J (1-0)	Cusick, R (3-3)	--	25-28	3rd (-4.0)	3,042	2:35
54	6/8	@ MID	W, 12-3	Patrick, C (3-5)	Leal, D (2-2)	--	26-28	T-2nd (-3.0)	3,711	2:29
55	6/9	@ MID	W, 7-5	Olivero, D (3-4)	Howard, B (2-3)	Backhus, K (5)	27-28	T-2nd (-3.0)	6,290	2:19
56	6/10	@ MID	W, 13-10	Saalfrank, A (3-0)	Kubo, T (0-1)	Green, J (1)	28-28	2nd (-3.0)	5,032	2:46
57	6/11	@ MID	W, 4-1	Albright, L (5-2)	Estes, J (3-5)	Backhus, K (6)	29-28	2nd (-2.0)	2,190	2:23
	6/12	OFF								
58	6/13	SA	W, 10-2	Hill, J (1-4)	Wolf, J (5-6)	--	30-28	2nd (-1.0)	5,109	2:50
59	6/14	SA	L, 5-2	Quezada, J (1-1)	Patrick, C (3-6)	--	30-29	2nd (-2.0)	4,996	2:34
60	6/15	SA	L, 11-9	Blanchard, J (1-0)	Backhus, K (0-2)	Jacob, A (4)	30-30	2nd (-3.0)	5,703	3:36
61	6/16	SA	L, 12-9	Leasher, A (1-0)	Bain, J (1-3)	Malacki, B (1)	30-31	T-2nd (-4.0)	6,838	2:40
62	6/17	SA	W, 9-7	Saalfrank, A (4-0)	Gonzalez, B (0-1)	Green, J (2)	31-31	2nd (-3.0)	7,258	2:42
63	6/18	SA	L, 11-4	Wolf, J (6-6)	Goddard, J (1-2)	--	31-32	2nd (-4.0)	6,352	2:38
	6/19	OFF								
64	6/20	@ CC	L, 12-6	Brown, T (1-1)	Olivero, D (3-5)	--	31-33	T-2nd (-4.0)	3,351	3:03
65	6/21	@ CC	L, 5-4	Robaina, J (6-4)	Patrick, C (3-7)	McDonald, C (4)	31-34	3rd (-5.0)	3,587	2:28
66	6/22	@ CC	W, 7-5	Backhus, K (1-2)	Gaither, R (0-1)	--	32-34	T-2nd (-4.0)	4,084	2:55
67	6/23	@ CC	L, 10-9	Brown, T (2-1)	Stumpo, M (1-2)	--	32-35	3rd (-5.0)	4,612	2:57
68	6/24	@ CC	W, 5-3	Hill, J (2-4)	Chaidez, A (1-4)	--	33-35	T-2nd (-4.0)	6,008	2:35
69	6/25	@ CC	W, 6-3	Olivero, D (4-5)	Kouba, R (4-3)	--	34-35	2nd (-3.0)	5,991	2:18
END OF 1ST HALF										
70	6/28	TUL	W, 6-4	Backhus, K (2-2)	Dodson, T (4-5)	--	35-35, 1-0	T-1st (+1.0)	4,723	2:25
71	6/29	TUL	W, 12-7	Pope, A (2-0)	Frasso, N (1-3)	Green, J (3)	36-35, 2-0	T-1st (+1.0)	5,419	2:57
72	6/30	TUL	L, 7-6 (13)	Fisher, B (5-1)	Grammes, C (2-2)	--	36-36, 2-1	T-2nd (-1.0)	6,731	3:42
73	7/1	TUL	W, 12-10	Backhus, K (3-2)	Acosa, A (0-3)	--	37-36, 3-1	T-2nd (-1.0)	6,860	3:28
74	7/2	TUL	PSTP							
74	7/3 (1)	TUL	W, 15-7	Olivero, D (5-5)	Casparius, B (0-3)	--	38-36, 4-1			1:54
75	7/3 (2)	TUL	W, 10-9	Montes De Oca, C (1-1)	Sublette, R (1-3)	Green, J (4)	39-36, 5-1	T-1st (+2.0)	7,588	2:26
76	7/4	@ SPR	L, 9-8	Martinez, J (2-1)	Backhus, K (3-3)	Sawyer, L (6)	39-37, 5-2	T-1st (+1.0)	6,423	3:05
77	7/5	@ SPR	L, 5-4	Sawyer, L (3-2)	Vizcaino (0-1)	--	39,38, 5-3	2nd (-1.0)	2,203	2:33
78	7/6	@ SPR	L, 5-3	Pope, B (1-1)	Montes De Oca, C (1-2)	Granillo, A (8)	39-39, 5-4	2nd (-1.5)	3,358	2:26
79	7/7	@ SPR	PSTP							
79	7/8 (1)	@ SPR	W, 4-3	Hill, J (3-4)	Pereira, W (5-5)	Pope, A (1)	40-39, 6-4		--	2:07
80	7/8 (2)	@ SPR	W, 7-6	Backhus, K (4-3)	Pope, B (1-2)	Green, J (5)	41-39, 7-4	2nd (-1.0)	4,200	2:16
81	7/9	@ SPR	W, 9-6	Ogando, G (1-0)	Komar, B (1-5)	Vizcaino, R (2)	42-39, 8-4	T-1st (+2.0)	2,517	2:56
	7/10-13	OFF								
ALL-STAR BREAK										
82	7/14	FRI	L, 8-3	Wolfram, G (5-0)	Albright, L (5-3)	--	42-40, 8-5	2nd (-1.0)	7,015	2:37
83	7/15	FRI	W, 11-4	Hill, J (4-4)	Krauth, N (2-6)	--	43-40, 9-5	T-1st (+2.0)	6,871	2:33
84	7/16	FRI	W, 8-0	Lin, Y (1-0)	Bremer, N (0-1)	--	44-40, 10-5	T-1st (+3.0)	6,036	2:24
	7/17	OFF								
85	7/18	WCH	W, 10-7	Otanez, M (2-1)	Luna, C (1-6)	Mabrey, W (1)	45-40, 11-5	1st (+1.0)	4,394	2:23
86	7/19	WCH	W, 7-5	Grammes, C (3-2)	Floyd, T (2-2)	Backhus, K (7)	46-40, 12-5	1st (+2.0)	3,885	2:50
87	7/20	WCH	L, 4-1	Bentley, D (2-1)	Albright, L (5-4)	--	46-41, 12-6	1st (+2.0)	5,584	2:47
88	7/21	WCH	W, 3-2	Hill, J (5-4)	Raya, M (0-1)	Ogando, G (1)	47-41, 13-6	1st (+3.0)	7,120	2:08
89	7/22	WCH	W, 8-2	Lin, Y (2-0)	Adams, T (2-7)	--	48-41, 14-6	1st (+3.0)	6,538	2:24
90	7/23	WCH	L, 12-6	Mattson, I (1-1)	Ogando, G (1-1)	--	48-42, 14-7	1st (+2.0)	5,174	2:49
	7/24	OFF								
91	7/25	@ MID	L, 7-5	Feltman, D (5-1)	Otanez, M (2-2)	Juan, J (1)	48-43, 14-8	1st (+1.0)	2,455	2:47
92	7/26	@ MID	W, 9-1	Albright, L (6-4)	Beers, B (2-6)	--	49-43, 15-8	1st (+2.0)	2,655	2:40
93	7/27	@ MID	L, 4-1	Cushing, J (5-4)	Hill, J (5-5)	Tomioka, S (2)	49-44, 15-9	1st (+1.0)	3,293	2:18
94	7/28	@ MID	L, 10-9	De La Cruz, J (1-0)	Ogando, G (1-2)	Baum, T (1)	49-45, 15-10	T-1st (+1.0)	3,712	2:51
95	7/29	@ MID	W, 7-3	Mabrey, W (1-0)	Leal, D (3-5)	--	50-45, 16-10	T-1st (+2.0)	4,350	2:26
96	7/30	@ MID	W, 6-2	Patrick, C (4-7)	Holman, G (0-2)	--	51-45, 17-10	1st (+1.0)	2,041	2:25
	7/31	OFF								
97	8/1	CC	W, 7-5	Albright, L (7-4)	Gomez, C (1-3)	Mabrey, W (2)	52-45, 18-10	1st (+2.0)	4,536	2:35
98	8/2	CC	L, 13-11	Henley, B (2-4)	Backhus, K (4-4)	--	52-46, 18-11	1st (+1.0)	4,507	2:51
99	8/3	CC								
100	8/4	CC								
101	8/5	CC								
102	8/6	CC								
	8/7	OFF								