

OMAHA STORM CHASERS GAME NOTES

AT LOUISVILLE BATS

LHP Anthony Veneziano (4-1, 3.78 ERA) @ RHP Levi Stoudt (2-3, 5.29 ERA)

Friday, August 4, 2023 | Game #102 | Road Game #50

6:15pm CT/7:15pm ET First Pitch | Louisville Slugger Field | Louisville, Kentucky

Radio: stormchasers.mixlr.com | TV: Bally Live, MiLB.TV

12-17 / 50-51

16-14 / 56-47

Omaha Storm Chasers | 12356 Ballpark Way, Papillion, Nebraska 68046 | (402) 738-5100 | OmahaStormChasers.com | @OMASstormChasers

UPCOMING SCHEDULE & PROBABLE PITCHERS

UPCOMING GAMES

OPPONENT

TIME (CT)

PROBABLE PITCHERS

Saturday, August 5

@ Louisville

6:15 p.m.

RHP Jonathan Bowlan (3-2, 4.39 ERA) @ TBD

Sunday, August 6

@ Louisville

12:05 p.m.

TBD @ RHP Christian Roa (0-3, 9.14 ERA)

Monday, August 7

OFF

Tuesday, August 8

IOWA

7:05 p.m.

THE MATCHUP

(UNDERLINE = MiLB LEADER) (BOLD = TRIPLE-A LEADER) (ITALICS = TRIPLE-A WORST)

| | | | | | |
|-------------|-------|-------------|--------------|-------|-------------|
| .262 (10TH) | AVG > | .286 (1ST) | 5.28 (11TH) | ERA | 5.82 (19TH) |
| 553 (15TH) | R > | 675 (1ST) | 1.55 (9TH) | WHIP | 1.61 (16TH) |
| 883 (16TH) | H > | 1,018 (1ST) | .261 (11TH) | AVG | .264 (12TH) |
| 114 (15TH) | HR > | 158 (3RD) | 889.0 (13TH) | IP | 897.2 (8TH) |
| 471 (13TH) | BB > | 539 (2ND) | 889 (6TH) | H | 906 (10TH) |
| 847 (4TH) | < K | 949 (17TH) | 571 (9TH) | < R | 633 (19TH) |
| 172 (1ST) | < SB | 107 (9TH) | 136 (11TH) | < HR | 146 (17TH) |
| 357 (12TH) | OBP > | .385 (1ST) | 489 (11TH) | < BB | 537 (18TH) |
| 435 (13TH) | SLG > | .496 (1ST) | 888 (12TH) | < K | 772 (20TH) |
| .792 (14TH) | OPS > | .881 (1ST) | 2 (12TH) | < SHO | 1 (17TH) |

ALL-TIME vs. Louisville 147-148 (.498)
ALL-TIME at Omaha (Since 2021) 10-8 (.556)
ALL-TIME at Louisville (Since 2021) 6-9 (.400)

2023 vs. Bats 2-7 (.222)
2023 at Werner Park 2-4 (.333)
2023 at Louisville Slugger Field 0-3 (.000)

| DATE H/R | SCORE | WIN | LOSS | SAVE |
|----------|----------|--------------|----------------|-------------|
| 5/2 H | L, 10-4 | A. Abbott | M. Castillo | - |
| 5/3 H | L, 7-4 | B. Lively | M. Martinez | - |
| 5/4 H | L, 12-10 | R. Wynne | D. Parrish | - |
| 5/5 H | W, 6-2 | M. Mayers | B. Williamson | J. Kowar |
| 5/6 H | W, 11-9 | E. Sisk | J. Kuhnel | J. Cuas |
| 5/7 H | L, 4-3 | Z. Brown | B. Kiske | A. Busenitz |
| 8/1 R | L, 3-2 | T. Santillan | W. Klein | - |
| 8/2 R | L, 5-4 | A. Busenitz | C. Chamberlain | - |
| 8/3 R | L, 11-2 | R. Meisinger | D. Parrish | - |
| 8/4 R | | | | |
| 8/5 R | | | | |
| 8/6 R | | | | |
| 8/29 H | | | | |
| 8/30 H | | | | |
| 8/31 H | | | | |
| 9/1 H | | | | |
| 9/2 H | | | | |
| 9/3 H | | | | |

STORM CHASERS ON THE RISE

8 Omaha players that appear on a Top-30 Royals prospects ranking

| PLAYER (POSITION) | MLB PIPELINE | BASEBALL AMERICA |
|-----------------------------|---------------|------------------|
| Nick Loftin (INF) | Royals No. 3 | Royals No. 4 |
| Tyler Gentry (OF) | Royals No. 6 | Royals No. 7 |
| Jonathan Bowlan (RHP) | Royals No. 10 | Royals No. 14 |
| Will Klein (RHP) | Royals No. 23 | Royals No. 18 |
| Devin Mann (INF) | Royals No. 26 | - |
| Tucker Bradley (OF) | Royals No. 28 | - |
| Anthony Veneziano (LHP) | - | Royals No. 9 |
| Christian Chamberlain (LHP) | - | Royals No. 21 |

STORM CHASERS PRESS BOX

Game Notes compiled by Nicholas Badders

Credential Requests: nicholasb@omahastormchasers.com

Omaha Storm Chasers gameday information, as well as the 2023 Storm Chasers Media Guide can be found at milb.com/omaha/ballpark/media.

YESTERDAY'S GAME

| | 1 | 2 | 3 | 4 | 5 | 6 | 7 | 8 | 9 | R | H | E | LO |
|------------|---|---|---|---|---|---|---|---|---|----|----|---|----|
| Omaha | 0 | 0 | 0 | 0 | 0 | 2 | 0 | 0 | 0 | 2 | 5 | 3 | 7 |
| Louisville | 0 | 5 | 1 | 4 | 0 | 1 | 0 | 0 | x | 11 | 14 | 0 | 12 |

WIN: Ryan Meisinger (1-1) | LOSS: Drew Parrish (4-3) | SAVE: None

LOUISVILLE, KEN. – The Omaha Storm Chasers dropped a third straight game to the Louisville Bats, falling 11-2 Thursday nights as the pitching staff combined to allow 9 walks and 14 hits.

➤ **Drew Parrish** returned to the mound for Omaha after making six starts with Double-A Northwest Arkansas and walked a pair in the 1st inning but otherwise worked out of the frame without allowing a run.

➤ Omaha hitters drew a pair of walks over the first two innings but couldn't get a run across, then Louisville jumped ahead off Parrish in the bottom of the 2nd inning as the Bats tagged the left-hander for five runs on three hits and three more walks.

➤ Parrish needed 40 pitches to get through the 2nd inning alone and didn't come out for the third, as **Evan Sisk** and **Jackson Kowar** combined to allow five more runs between the 3rd and 4th innings to double the Louisville lead to 10-0.

➤ Kowar threw a scoreless 5th inning but the Bats tacked on an unearned run in the 6th against left-hander **Taylor Hearn**, as a two-out walk came across to score, the sixth of nine walks issued by Chasers pitching that scored in the game.

➤ Behind Hearn, **Collin Snider** allowed a pair of hits but worked 1.2 scoreless frames and quieted the Louisville offense through the end of the game.

➤ The Chasers managed just five hits in the game, all singles, including a two-run knock in the top of the 6th inning from **Logan Porter**, Omaha's only runs of the game.

➤ Left fielder **Luis Velázquez** recorded his first hit with Omaha in the 6th inning and scored on Porter's single, while first baseman **Devin Mann** reached in three of four plate appearances with a single in his Storm Chasers debut.

NOTES AND NUGGETS

THAT'S WHAT SPEED DO

The Chasers have 172 steals in 101 games (average 1.70 SB/game) and have been caught 38 times for a success rate of 81.90%.

➤ Omaha's 172 steals are the most of any Triple-A team and 9th in all of Minor League Baseball ... the Clearwater Threshers (Philadelphia Single-A) lead the minors (213) ... *Omaha is 21 steals away from breaking the franchise's single-season record of 192, set in 1986 and need to average 0.47 steals/game the last 45 games of the year.*

➤ The Chasers have stolen at least one base in 67 of 101 games (66%), with multiple steals in 45 games and 11 occasions of 5+ steals.

➤ With team stolen base leaders **Dairon Blanco** (47) and **Samad Taylor** (38) both called up to Kansas City in mid-June, the Chasers have 37 steals in 38 games since Taylor was first recalled on June 16, which ranks 10th in the league in that time ... the Chasers have stolen a base in 21 of 38 games since June 16 (55%), including a 5-steal game 7/5 @ GWN and 4 steals on 7/21 vs. STP, both games where Taylor was briefly with the club.

HELLO, MY NAME IS

To date, 65 different players have appeared in a game for the Chasers, including 3 Omaha debuts this week: LHP **Taylor Hearn**, OF **Nelson Velázquez** and INF **Devin Mann**.

➤ On Sunday, the Royals acquired Hearn from the Braves in exchange for INF **Nicky Lopez** ... he threw a scoreless 7th inning Tuesday and hrew, 1.1 innings of relief yesterday.

➤ On Monday, the Royals acquired Velázquez from the Cubs in exchange for RHP **Jose Cuas** ... he debuted Wednesday in left field for the Storm Chasers and had a single yesterday for his first hit with Omaha.

➤ On Tuesday, the Royals acquired Mann from the Dodgers as part of the package for LHP **Ryan Yarbrough** ... Mann was originally drafted by the Dodgers in 2018 out of the University of Louisville and reached base in 3 of 4 plate appearances in his Chasers debut yesterday.

CHALLENGING THE SYSTEM

With the ABS Challenge System in effect on Friday to Sunday games, the Storm Chasers as a club are 50-for-123 on ABS challenges this year, a 40.7% success rate.

➤ Hitters have made 45 challenges, catchers have made 63 and pitchers have made 15.

➤ Over 38 games where the ABS Challenge System has been in effect, the team has 15 games where they've had multiple calls overturned, including 5 of their last 7 ABS challenge games ... they also have 8 games where they've made multiple challenges without a successful one.

➤ A 0-0 count has been the most likely count for Omaha challenges this year, with 23 coming on the first pitch of a plate appearance (6 successful challenges, 26% overturned) ... 22 have come in the 6th inning with 12 over those overturned (55%).

➤ 9 of 50 (18.0%) successfully challenged pitches for Omaha have immediately changed the outcome of a plate appearance in favor of the Storm Chasers ... 4 batters have successfully challenged a strike that was overturned to Ball 4, while on 5 occasions, the catcher or pitcher has challenged a ball that was overturned to Strike 3.

POWER OUTAGE

In the first three games of this week's series in Louisville, Omaha has been held to 15 hits, 13 of them singles.

➤ This is the first time in 2023 where Omaha has been held to less than 10 total bases over three consecutive games ... there had been four occasions previously this season where the team was limited to single-digit total bases in back-to-back games.

➤ The Storm Chasers have hit a home run in just 3 of their last 12 games – they had 10 over a three-game stretch from July 28 to 30, snapping a 6-game stretch without a home run ... prior to this stretch, the team had only gone more than two games without a home run once.

AT A GLANCE

RECENT (L3)

Last 5 Games 2-3
Last 10 Games 5-5
Last 20 Games 10-10

SPLIT SEASON

1st Half 38-34
2nd Half 12-17

HOME/AWAY

Home Games 24-28
Away Games 26-23

TIME OF DAY

Night Games 33-39
Day Games 17-12

MONTH

March 1-0
April 9-15
May 12-14
June 17-7
July 11-12
August 0-3
September -

OPPONENT

vs. Columbus 10-2
vs. Gwinnett 2-9
vs. Indianapolis 9-2
vs. Iowa 4-6
vs. Louisville 2-7
vs. Memphis 2-4
vs. Nashville 2-4
vs. Rochester 4-2
vs. Scranton/WB 3-3
vs. St. Paul 6-6
vs. Toledo 6-6

DAY OF THE WEEK

on Monday 0-1
on Tuesday 5-11
on Wednesday 6-11
on Thursday 8-9
on Friday 14-4
on Saturday 7-8
on Sunday 10-5

THIS SERIES

Record 0-3
Batting Average (.148)
Runs/Per Game 8/2.7
Home Runs 0
ERA 6.04 (17 ER / 25.1 IP)
Strikeouts (K/9) 26 (9.2)
Saves/Opportunities 0/1

QUICK FACTS

| | |
|-------------------------------|--|
| Founded..... | 2011 (1969-2010: Omaha Royals) |
| Colors..... | Royal Blue, Twister Gold, Blackout Black |
| League..... | International League (Since 2021) |
| Ownership..... | Alliance Baseball Omaha LLC |
| General Manager..... | Laurie Schlender (4th Year) |
| Home Ballpark (Capacity)..... | Werner Park (9,023, 6,254 fixed seats) |
| Dimensions..... | LF- 310 CF- 402 RF- 315 |

ACTIVE ROSTER BREAKDOWN

| | | | |
|------------------|------------------|---|----|
| Age 22..... | 0 | Native of Cuba..... | 1 |
| Age 23..... | 1 | Native of Dominican Republic..... | 1 |
| Age 24..... | 6 | Native of Puerto Rico..... | 1 |
| Age 25..... | 7 | Native of United States..... | 22 |
| Age 26..... | 7 | Native of Venezuela..... | 3 |
| Age 27..... | 4 | Acquired by Royals via Free Agency..... | 6 |
| Age 28..... | 3 | (International).....1 (Minor League).....2 (Undrafted).....3 | |
| Age 29..... | 1 | Acquired by Royals via Trade..... | 8 |
| Age 30..... | 0 | Acquired by Royals via First Year Player Draft..... | 14 |
| Age 31..... | 0 | (High School).....0 (Rounds 1-5).....7 (2017 Draft).....2 | |
| Age 34..... | 1 | (2nd Year/College).....0 (Rounds 6-10).....4 (2018 Draft).....3 | |
| Average Age..... | 26 Years 13 Days | (3rd Year/College).....12 (Rounds 11-20).....1 (2019 Draft).....5 | |
| Median Age..... | 26 | (4th+ Year/College).....2 (Rounds 21-40).....2 (2020 Draft).....4 | |

PRO-NUN-SEE-AY-SHUNS

PLAYERS

| | |
|----------------------------|------------------------------|
| 2 RYAN GOINS..... | (GO-ins) |
| 6 CLAY DUNGAN..... | (duhn-ginn) |
| 11 ADEINY HECHAVARRÍA..... | (ah-DAY-nee etch-ah-vah-RIA) |
| 17 ANGELO CASTELLANO..... | (kass-tay-AH-noh) |
| 31 JONATHAN BOWLAN..... | (boh-lin) |
| 37 JACKSON KOWAR..... | (coh-wahr) |
| 50 MAX CASTILLO..... | (ca-STEE-yo) |
| 55 JONAH DIPOTO..... | (dih-POH-to) |
| 56 ANTHONY VENEZIANO..... | (va-nee-z-ee-ah-no) |
| 60 JOSÉ BRICEÑO..... | (bree-SEN-yo) |















COACHES

| | |
|--------------------------|----------------------------|
| 23 MIKE JIRSCHKE..... | (jursh-LEE) |
| 33 DAVID NOWORYTA..... | (Nova-REE-tah) |
| 52 BIJAN RADEMACHER..... | (bee-ZHON RAH-de-moch-err) |

UNIFORM RECORDS

STANDARD UNIFORMS

| | | | |
|--|---|--|--|
|  Blue Vortex (7-12) Home: 7-12 Road: 0-0 |  Blue O-Bolt (31-25) Home: 5-2 Road: 26-23 |  Powder SC (7-6) Home: 7-6 Road: 0-0 |  Powder O (3-0) Home: 3-0 Road: 0-0 |
|  Home White (6-11) Home: 6-11 Road: 0-0 |  Road Grey (12-9) Home: 0-0 Road: 12-9 |  Blue O-Bolt (19-16) Home: 5-2 Road: 14-14 |  Powder Blue (7-6) Home: 7-6 Road: 0-0 |

| | | | | | | |
|--|--|--|---|--|--|---|
|  Black O-Bolt (0-4) Home: 0-4 Road: 0-0 |  Patriotic (0-2) Home: 0-1 Road: 0-1 |  Runzas (0-0) Home: 0-1 Road: 0-0 |  Cattlemen (0-1) Home: 0-1 Road: 0-0 |  Rockets (0-0) Home: 1-0 Road: 0-0 |  Marvel (0-0) Home: 1-0 Road: 0-0 |  Throwback (0-0) Home: 0-0 Road: 0-0 |
|  Community (0-4) Home: 0-4 Road: 0-0 |  Star Wars (1-0) Home: 1-0 Road: 0-0 |  Patriotic (0-2) Home: 0-2 Road: 0-0 |  Runzas (0-1) Home: 0-1 Road: 0-0 |  Cattlemen (0-1) Home: 0-1 Road: 0-0 |  Rockets (1-0) Home: 1-0 Road: 0-0 |  Marvel (1-0) Home: 1-0 Road: 0-0 |

RECENT TRANSACTIONS

2023 BREAKING ROSTER

Pitchers (15): RHP Max Castillo, LHP Austin Cox, RHP Jonathan Heasley, RHP Jackson Kowar, RHP Brooks Kriske, LHP Marcelo Martinez, RHP Mike Mayers, RHP Andrés Núñez, LHP Drew Parrish, LHP Evan Sisk, RHP Collin Snider, RHP Josh Staumont, LHP Josh Taylor, RHP Ryan Weiss, RHP Nick Wittgren

Catchers (3): Freddy Fermin, Logan Porter, Jakson Reetz

Infielders (6): CJ Alexander, Angelo Castellano, Maikel Garcia, Nick Loftin, Nick Pratto, Samad Taylor

Outfielders (3): Dairon Blanco, Tucker Bradley, Brewer Hicklen

65 DIFFERENT PLAYERS HAVE APPEARED IN A GAME FOR OMAHA IN 2023 (30 HITTERS, 35 PITCHERS)

| | | | |
|-----------|---|-----------|--|
| 94. 6/28 | LHP Angel Zerpa 's rehab assignment transferred to Omaha | 118. 7/16 | LHP Cole Ragans optioned to Omaha |
| 95. | RHP Brad Keller sent on a rehab assignment to Omaha | 119. | RHP Max Castillo recalled by KANSAS CITY from Omaha |
| 96. | LHP Marcelo Martinez released | 120. | LHP Emilio Marquez transferred to Omaha from Quad Cities (A+) |
| 97. 6/30 | RHP Alec Marsh recalled by KANSAS CITY from Omaha | 121. | RHP Brooks Kriske placed on the temporarily inactive list. |
| 98. | RHP James McArthur optioned to Omaha | 122. | RHP Collin Snider optioned to Omaha |
| 99. | INF Michael Massey sent on a rehab assignment to Omaha | 123. 7/18 | LHP Emilio Marquez transferred to Quad Cities (A+) from Omaha |
| 100. | LHP Amir Garrett returned to KANSAS CITY from rehab assignment | 124. | INF Samad Taylor optioned to Omaha |
| 101. 7/1 | LHP Cole Ragans acquired in a trade with TEXAS and optioned to Omaha | 125. 7/19 | INF Matt Beaty sent on a rehab assignment to Omaha |
| 102. | RHP Brooks Kriske optioned to Omaha | 126. | LHP Austin Cox recalled by KANSAS CITY from Omaha |
| 103. | RHP Collin Snider recalled by KANSAS CITY from Omaha | 127. 7/20 | RHP Max Castillo optioned to Omaha |
| 104. 7/4 | INF Michael Massey returned to KANSAS CITY from rehab assignment | 128. 7/27 | RHP Brad Keller returned to KANSAS CITY from rehab assignment |
| 105. | RHP Jonathan Heasley recalled by KANSAS CITY from Omaha | 129. 7/28 | INF Samad Taylor recalled by KANSAS CITY from Omaha |
| 106. | LHP Austin Cox optioned to Omaha | 131. 7/30 | LHP Taylor Hearn acquired in a trade with TEXAS and optioned to Omaha |
| 107. | INF Samad Taylor optioned to Omaha | 131. 7/31 | OF Nelson Velázquez acquired in a trade with CHICAGO (NL) and optioned to Omaha |
| 108. 7/5 | RHP Dylan Coleman recalled by KANSAS CITY from Omaha | 132. 8/1 | INF Matt Beaty returned to KANSAS CITY from rehab assignment |
| 109. 7/9 | INF Samad Taylor recalled by KANSAS CITY from Omaha | 133. | LHP Angel Zerpa recalled by KANSAS CITY from Omaha |
| 110. | LHP Ryan Yarbrough returned to KANSAS CITY from rehab assignment | 134. | RHP James McArthur recalled by KANSAS CITY from Omaha |
| 111. 7/12 | RHP Mike Mayers traded to Chicago White Sox | 135. | RHP Jackson Kowar recalled by KANSAS CITY from Omaha |
| 112. | RHP Steven Cruz transferred to Omaha from NW Arkansas (AA) | 136. | INF Jermaine Palacios released |
| 113. | INF Paxton Wallace transferred to Quad Cities (A+) from Omaha | 137. | LHP Drew Parrish transferred to Omaha from NW Arkansas (AA) |
| 114. 7/14 | INF Nick Loftin activated from the 7-Day Injured List | 138. 8/2 | LHP Cole Ragans recalled by KANSAS CITY from Omaha |
| 115. | INF CJ Alexander activated from the 7-Day Injured List | 139. | RHP James McArthur optioned to Omaha |
| 116. | LHP Angel Zerpa returned from rehab assignment and optioned to Omaha | 140. | RHP Jackson Kowar optioned to Omaha |
| 117. 7/15 | LHP Cole Ragans recalled by KANSAS CITY from Omaha | 141. | INF Devin Mann acquired in a trade with LOS ANGELES (NL) and assigned to Omaha |



MANAGER: MIKE JIRSCHLE • #23

- Mike Jirschele returns for his 15th season as Omaha's manager, his 18th season managing in Minor League Baseball and 32nd season overall with the Royals organization, named to the position of Storm Chasers manager on January 13, 2023, after previously managing Triple-A Omaha from 1995-97 and 2003-13.
- Jirschele served on the Kansas City Royals coaching staff as the Third Base Coach from 2014-19 and won the World Series in 2015. Jirschele most recently served as the bench coach under manager Chris Witheridge during the 2022 season with the Double-A Northwest Arkansas Naturals. He spent the 2021 season as Witheridge's bench coach for the High-A Central champion Quad Cities River Bandits and served as Special Assistant to the General Manager in 2020.
- In his second stint as Omaha's manager, over 11 years from 2003 to 2013, he led the team to four division titles, three consecutive trips to the Pacific Coast League Championship Series (2011-2013), two PCL titles (2011, 2013) and the team's first of two Triple-A National Championships in 2013.
- He earned the 2011 Mike Coolbaugh Award for *outstanding baseball work ethic, knowledge of the game and skill in mentoring young players on the field* and he is a four-time recipient of the Dick Howser Award (1992, 1994, 2005, 2011), recognizing outstanding work in player development within the Royals organization.
- Prior to his time with Omaha and Kansas City, he served as the Royals Minor League Infield Coordinator for four years, from 1998-2002, and he held managerial positions with Wilmington (1994), Rockford (1993) and the Gulf Coast Royals (1992).
- He appeared 999 games in the Minor Leagues across 13 years, between 1977 and 1990, including 22 games with the Omaha Royals between 1988 and 1989.



PITCHING COACH: DANE JOHNSON • #59

- Dane Johnson enters his fourth year in the Royals organization and as the Storm Chasers pitching coach, after joining Kansas City ahead of the 2020 season. 2023 marks his 24th season coaching overall.
- He previously spent one season in the Miami Marlins organization (2019) as a Pitching Consultant and 19 seasons with the Toronto Blue Jays as a Minor League Pitching Coach from 2000-03, Pitching Coordinator from 2004-14 and Major League Bullpen Coach from 2015-18.
- Prior to entering coaching, spent 15 years as a player, including over 280 games in the Minor Leagues and parts of three seasons in the Majors with the Chicago White Sox (1994), Blue Jays (1996) and Oakland Athletics (1997), also playing two seasons (1990-1991) in the Chinese Professional Baseball League.
- Johnson and his wife, Gina, reside in Palm Harbor, Florida. They have two children: a daughter, Madison (31), and son, Cobi (27).



HITTING COACH: BIJAN RADEMACHER • #52

- Bijan Rademacher (*bi-ZHON RAH-de-moch-err*) joins the Royals as the Omaha Storm Chasers Hitting Coach this year after spending the last two years with the Arizona Diamondbacks as their Minor League Hitting Coordinator (2021) and ACL Hitting Coach (2022).
- Prior to coaching, he spent eight years playing professionally (2012-2019), spanning seven seasons in the Chicago Cubs organization (2012-18) and slashed .280/.361/.402 over 702 career MiLB games, reaching as high as Triple-A. He also played one season in independent baseball (2019) with the New Britain Bees in the Atlantic League, in addition to an offseason in the Mexican Pacific Winter League.
- Over 243 career Triple-A games with the Iowa Cubs, he played 11 games at Werner Park and was a .378 hitter (14-for-37) with one homer and 5 runs batted in while playing in Omaha.
- Rademacher lives in Tempe, Arizona with his wife Melissa.



BENCH COACH: DAVID NOWORYTA • #33 (3RD BASE COACH)

- David Noworyta (*Nova-REE-tah*) enters his second year in the Royals organization and first as Omaha's Bench Coach, after making his coaching debut in 2022 as the Assistant Hitting Coach for the River Bandits Kansas City's High-A affiliate.
- Prior to coaching, he spent four years playing professionally (2018-21), including three minor league seasons in the Detroit Tigers organization (2018-20), and one with the Independent Pioneer League's Billings Mustangs in 2021. Before signing with Detroit in 2018, Noworyta graduated from the University of Hawaii with a bachelor's degree in communications and journalism, and played in parts of three seasons for their baseball team.
- Noworyta attended Holy Cross Academy (N.J.), where he played baseball and basketball, and was selected by the Royals in the 37th round of the 2014 MLB Draft. He resides in Hainesport, N.J. in the offseason.



CERTIFIED ATHLETIC TRAINER: JAMES STONE

- James Stone is entering his fifth season as the Certified Athletic Trainer for the Storm Chasers after serving the previous seven seasons with the Wilmington Blue Rocks (Royals High-A), including the 2015 season, in which he was named Carolina League Athletic Trainer of the Year.
- He joined the Kansas City organization in 2010 as the athletic trainer for the Class-A Burlington Bees. He came to the Royals after spending one season with the Central Valley Coyotes (Fresno, California) in Arena Football 2.
- Stone worked three seasons in the Florida Marlins organization, with stops in Jupiter (2008), Greensboro (2007) and Jamestown (2006), winning New York-Penn League Trainer of the Year honors in 2006.
- He was the Strength and Conditioning Coach for the Baltimore Orioles Class-A affiliate, the Delmarva Shorebirds, in 2005.
- Stone graduated with a bachelor's of science in kinesiology from Cal State-Northridge. He resides in Simi Valley, California with his dog, Ozzie.



STRENGTH & CONDITIONING COACH: YANNICK PLANTE

- Yannick Plante is entering his third season as the Strength & Conditioning Coach for the Storm Chasers, after being slated to serve in that role with Northwest Arkansas in 2020.
- He began with the Kansas City Organization in 2019 as the athletic trainer for the Burlington Royals (Advanced Rookie, Appalachian League). He was then a staff member of the Surprise Saguaros of the Arizona Fall League in the fall of 2019.
- Plante has a master's degree in kinesiology from the University of Calgary and a bachelor's degree in human kinetics with specialization in biophysics from the University of Ottawa. He currently lives in Ottawa, Ontario.



TONY MEDINA
MINOR LEAGUE/LATIN AMERICA
MEDICAL COORDINATOR



BEN NICHOLAS
PLAYER DEVELOPMENT TRAINEE



JEREMY OWENS
PLAYER DEVELOPMENT TRAINEE

Anthony Veneziano - Pitching - Stat Splits - 2023 - Regular Season (Triple-A Only)

| Split | Team | W | L | ERA | G | GS | CG | SHO | SV | IP | H | R | ER | HR | HB | BB | IBB | SO | WHIP | AVG | AB | WP | BK | GIDP | TBF | NP-S |
|---------------------------|------|---|---|-------|----|----|----|-----|----|------|----|----|----|----|----|----|-----|----|------|------|-----|----|----|------|-----|-----------|
| Home Games | OMA | 2 | 0 | 1.91 | 5 | 5 | 0 | 0 | 0 | 28.1 | 19 | 6 | 6 | 2 | 1 | 9 | 0 | 26 | 0.99 | .192 | 99 | 0 | 0 | 5 | 110 | 430 - 275 |
| Away Games | OMA | 2 | 1 | 6.52 | 5 | 4 | 0 | 0 | 0 | 19.1 | 20 | 15 | 14 | 2 | 1 | 14 | 0 | 16 | 1.76 | .282 | 71 | 0 | 0 | 4 | 88 | 345 - 215 |
| Day Games | OMA | 0 | 0 | 0.00 | 1 | 1 | 0 | 0 | 0 | 5.0 | 2 | 0 | 0 | 0 | 0 | 2 | 0 | 7 | 0.80 | .118 | 17 | 0 | 0 | 0 | 19 | 77 - 50 |
| Night Games | OMA | 4 | 1 | 4.22 | 9 | 8 | 0 | 0 | 0 | 42.2 | 37 | 21 | 20 | 4 | 2 | 21 | 0 | 35 | 1.36 | .242 | 153 | 0 | 0 | 9 | 179 | 698 - 440 |
| On Grass | OMA | 4 | 1 | 3.78 | 10 | 9 | 0 | 0 | 0 | 47.2 | 39 | 21 | 20 | 4 | 2 | 23 | 0 | 42 | 1.30 | .229 | 170 | 0 | 0 | 9 | 198 | 775 - 490 |
| May | OMA | 1 | 0 | 10.13 | 2 | 2 | 0 | 0 | 0 | 8.0 | 10 | 9 | 9 | 2 | 0 | 5 | 0 | 6 | 1.88 | .313 | 32 | 0 | 0 | 1 | 38 | 160 - 101 |
| June | OMA | 3 | 0 | 1.25 | 4 | 4 | 0 | 0 | 0 | 21.2 | 15 | 4 | 3 | 0 | 1 | 11 | 0 | 17 | 1.20 | .205 | 73 | 0 | 0 | 7 | 86 | 329 - 211 |
| July | OMA | 0 | 1 | 4.00 | 4 | 3 | 0 | 0 | 0 | 18.0 | 14 | 8 | 8 | 2 | 1 | 7 | 0 | 19 | 1.17 | .215 | 65 | 0 | 0 | 1 | 74 | 286 - 178 |
| On Tuesdays | OMA | 1 | 0 | 3.27 | 2 | 2 | 0 | 0 | 0 | 11.0 | 7 | 4 | 4 | 2 | 0 | 5 | 0 | 12 | 1.09 | .184 | 38 | 0 | 0 | 1 | 44 | 178 - 110 |
| On Wednesdays | OMA | 0 | 0 | 17.18 | 2 | 1 | 0 | 0 | 0 | 3.2 | 7 | 7 | 7 | 0 | 0 | 5 | 0 | 2 | 3.27 | .438 | 16 | 0 | 0 | 0 | 22 | 98 - 57 |
| On Fridays | OMA | 2 | 0 | 0.00 | 2 | 2 | 0 | 0 | 0 | 11.1 | 5 | 1 | 0 | 0 | 1 | 6 | 0 | 5 | 0.97 | .143 | 35 | 0 | 0 | 5 | 43 | 156 - 100 |
| On Saturdays | OMA | 1 | 1 | 5.91 | 2 | 2 | 0 | 0 | 0 | 10.2 | 11 | 7 | 7 | 2 | 0 | 6 | 0 | 11 | 1.59 | .275 | 40 | 0 | 0 | 2 | 46 | 178 - 114 |
| On Sundays | OMA | 0 | 0 | 1.64 | 2 | 2 | 0 | 0 | 0 | 11.0 | 9 | 2 | 2 | 0 | 1 | 1 | 0 | 12 | 0.91 | .220 | 41 | 0 | 0 | 1 | 43 | 165 - 109 |
| In games following a win | OMA | 3 | 1 | 3.90 | 6 | 6 | 0 | 0 | 0 | 30.0 | 25 | 14 | 13 | 2 | 2 | 14 | 0 | 22 | 1.30 | .231 | 108 | 0 | 0 | 7 | 125 | 474 - 311 |
| In games following a loss | OMA | 1 | 0 | 3.57 | 4 | 3 | 0 | 0 | 0 | 17.2 | 14 | 7 | 7 | 2 | 0 | 9 | 0 | 20 | 1.30 | .226 | 62 | 0 | 0 | 2 | 73 | 301 - 179 |
| Starter | OMA | 4 | 1 | 3.52 | 9 | 9 | 0 | 0 | 0 | 46.0 | 37 | 19 | 18 | 4 | 2 | 20 | 0 | 41 | 1.24 | .224 | 165 | 0 | 0 | 9 | 189 | 736 - 474 |
| Reliever | OMA | 0 | 0 | 10.80 | 1 | 0 | 0 | 0 | 0 | 1.2 | 2 | 2 | 2 | 0 | 0 | 3 | 0 | 1 | 3.00 | .400 | 5 | 0 | 0 | 0 | 9 | 39 - 16 |

Anthony Veneziano - Opposing Hitting - Stat Splits - 2023 - Regular Season (Triple-A Only)

| Split | Team | AVG | G | AB | R | H | 2B | 3B | HR | RBI | BB | IBB | SO | SB | CS | OBP | SLG | OPS | HBP | SAC | SF | GIDP |
|----------------------|------|------|----|-----|---|----|----|----|----|-----|----|-----|----|----|----|-------|-------|-------|-----|-----|----|------|
| vs Left | OMA | .176 | 10 | 51 | | 9 | 1 | 1 | 0 | 1 | 7 | 0 | 10 | | | .288 | .235 | .523 | 1 | 0 | 0 | 4 |
| vs Right | OMA | .252 | 10 | 119 | | 30 | 10 | 0 | 4 | 19 | 16 | 0 | 32 | | | .338 | .437 | .775 | 1 | 0 | 3 | 5 |
| Team is ahead | OMA | .236 | 8 | 89 | | 21 | 6 | 1 | 3 | 10 | 12 | 0 | 18 | | | .327 | .427 | .754 | 1 | 0 | 2 | 5 |
| Team is behind | OMA | .333 | 4 | 27 | | 9 | 2 | 0 | 1 | 7 | 4 | 0 | 8 | | | .419 | .519 | .938 | 0 | 0 | 0 | 2 |
| Score is tied | OMA | .167 | 9 | 54 | | 9 | 3 | 0 | 0 | 3 | 7 | 0 | 16 | | | .270 | .222 | .492 | 1 | 0 | 1 | 2 |
| Batting First | OMA | .125 | 10 | 24 | | 3 | 0 | 0 | 0 | 2 | 1 | 0 | 6 | | | .148 | .125 | .273 | 0 | 0 | 2 | 1 |
| Batting Second | OMA | .174 | 10 | 23 | | 4 | 1 | 1 | 0 | 2 | 1 | 0 | 7 | | | .269 | .304 | .573 | 2 | 0 | 0 | 1 |
| Batting Third | OMA | .250 | 10 | 20 | | 5 | 1 | 0 | 0 | 2 | 4 | 0 | 8 | | | .375 | .300 | .675 | 0 | 0 | 0 | 0 |
| Batting Fourth | OMA | .263 | 10 | 19 | | 5 | 1 | 0 | 1 | 4 | 4 | 0 | 2 | | | .375 | .474 | .849 | 0 | 0 | 1 | 3 |
| Batting Fifth | OMA | .211 | 10 | 19 | | 4 | 1 | 0 | 1 | 2 | 4 | 0 | 4 | | | .348 | .421 | .769 | 0 | 0 | 0 | 2 |
| Batting Sixth | OMA | .176 | 10 | 17 | | 3 | 1 | 0 | 1 | 1 | 2 | 0 | 4 | | | .263 | .412 | .675 | 0 | 0 | 0 | 0 |
| Batting Seventh | OMA | .389 | 10 | 18 | | 7 | 4 | 0 | 0 | 2 | 1 | 0 | 4 | | | .421 | .611 | 1.032 | 0 | 0 | 0 | 1 |
| Batting Eighth | OMA | .400 | 10 | 15 | | 6 | 2 | 0 | 0 | 2 | 3 | 0 | 4 | | | .500 | .533 | 1.033 | 0 | 0 | 0 | 0 |
| Batting Ninth | OMA | .133 | 10 | 15 | | 2 | 0 | 0 | 1 | 3 | 3 | 0 | 3 | | | .278 | .333 | .611 | 0 | 0 | 0 | 1 |
| Leading Off | OMA | .186 | 10 | 43 | | 8 | 2 | 0 | 0 | 0 | 7 | 0 | 12 | | | .300 | .233 | .533 | 0 | 0 | 0 | 0 |
| First Inning | OMA | .167 | 9 | 30 | 1 | 5 | 1 | 0 | 0 | 1 | 2 | 0 | 10 | 0 | 0 | .235 | .200 | .435 | 1 | 0 | 1 | 1 |
| Second Inning | OMA | .286 | 9 | 35 | 7 | 10 | 5 | 0 | 0 | 7 | 5 | 0 | 7 | 0 | 0 | .375 | .429 | .804 | 0 | 0 | 0 | 2 |
| Third Inning | OMA | .185 | 8 | 27 | 3 | 5 | 1 | 0 | 1 | 3 | 2 | 0 | 6 | 0 | 0 | .241 | .333 | .574 | 0 | 0 | 0 | 2 |
| Fourth Inning | OMA | .226 | 8 | 31 | 3 | 7 | 1 | 1 | 1 | 3 | 5 | 0 | 6 | 0 | 1 | .333 | .419 | .752 | 0 | 0 | 0 | 0 |
| Fifth Inning | OMA | .226 | 9 | 31 | 1 | 7 | 2 | 0 | 0 | 1 | 2 | 0 | 11 | 0 | 1 | .265 | .290 | .555 | 0 | 0 | 1 | 2 |
| Sixth Inning | OMA | .333 | 6 | 15 | 6 | 5 | 1 | 0 | 2 | 5 | 7 | 0 | 2 | 0 | 0 | .542 | .800 | 1.342 | 1 | 0 | 1 | 2 |
| Seventh Inning | OMA | .000 | 1 | 1 | 0 | 0 | 0 | 0 | 0 | 0 | 0 | 0 | 0 | 0 | 0 | .000 | .000 | .000 | 0 | 0 | 0 | 0 |
| Bases Empty | OMA | .200 | 10 | 95 | | 19 | 4 | 1 | 1 | 1 | 15 | 0 | 29 | | | .315 | .295 | .610 | 1 | 0 | 0 | 0 |
| Runner at 1st | OMA | .275 | 10 | 40 | | 11 | 5 | 0 | 2 | 6 | 5 | 0 | 6 | | | .370 | .550 | .920 | 1 | 0 | 0 | 5 |
| Runner at 2nd | OMA | .364 | 6 | 11 | | 4 | 0 | 0 | 0 | 2 | 0 | 0 | 3 | | | .364 | .364 | .728 | 0 | 0 | 0 | 0 |
| Runner at 3rd | OMA | .333 | 3 | 3 | | 1 | 0 | 0 | 0 | 1 | 0 | 0 | 0 | | | .333 | .333 | .666 | 0 | 0 | 0 | 0 |
| Runners at 1st & 2nd | OMA | .154 | 7 | 13 | | 2 | 1 | 0 | 0 | 2 | 1 | 0 | 1 | | | .214 | .231 | .445 | 0 | 0 | 0 | 3 |
| Runners at 1st & 3rd | OMA | .500 | 3 | 4 | | 2 | 1 | 0 | 1 | 5 | 0 | 0 | 1 | | | .500 | 1.500 | 2.000 | 0 | 0 | 0 | 1 |
| Runners at 2nd & 3rd | OMA | .000 | 5 | 3 | | 0 | 0 | 0 | 0 | 1 | 2 | 0 | 2 | | | .333 | .000 | .333 | 0 | 0 | 1 | 0 |
| Bases Loaded | OMA | .000 | 3 | 1 | | 0 | 0 | 0 | 0 | 2 | 0 | 0 | 0 | | | .000 | .000 | .000 | 0 | 0 | 2 | 0 |
| Runners On | OMA | .267 | 10 | 75 | | 20 | 7 | 0 | 3 | 19 | 8 | 0 | 13 | | | .333 | .480 | .813 | 1 | 0 | 3 | 9 |
| Scoring Position | OMA | .257 | 10 | 35 | | 9 | 2 | 0 | 1 | 13 | 3 | 0 | 7 | | | .293 | .400 | .693 | 0 | 0 | 3 | 4 |
| No Outs | OMA | .206 | 10 | 63 | | 13 | 2 | 0 | 2 | 6 | 10 | 0 | 17 | | | .320 | .333 | .653 | 1 | 0 | 1 | 4 |
| One Out | OMA | .293 | 10 | 58 | | 17 | 6 | 1 | 1 | 9 | 9 | 0 | 12 | | | .386 | .483 | .869 | 1 | 0 | 2 | 5 |
| Two Outs | OMA | .184 | 10 | 49 | | 9 | 3 | 0 | 1 | 5 | 4 | 0 | 13 | | | .245 | .306 | .551 | 0 | 0 | 0 | 0 |
| Ahead in Count | OMA | .169 | 10 | 71 | | 12 | 2 | 1 | 0 | 3 | 0 | 0 | 24 | | | .181 | .225 | .406 | 1 | 0 | 0 | 4 |
| Behind in Count | OMA | .357 | 10 | 42 | | 15 | 4 | 0 | 2 | 9 | 23 | 0 | 4 | | | .576 | .595 | 1.171 | 0 | 0 | 1 | 1 |
| 0-0 Count | OMA | .222 | 10 | 18 | | 4 | 0 | 0 | 2 | 4 | 0 | 0 | 0 | | | .250 | .556 | .806 | 1 | 0 | 1 | 1 |
| 0-1 Count | OMA | .158 | 10 | 19 | | 3 | 0 | 0 | 0 | 0 | 0 | 0 | 0 | | | .200 | .158 | .358 | 1 | 0 | 0 | 2 |
| 0-2 Count | OMA | .143 | 10 | 28 | | 4 | 1 | 1 | 0 | 0 | 0 | 0 | 14 | | | .143 | .250 | .393 | 0 | 0 | 0 | 0 |
| 1-0 Count | OMA | .500 | 10 | 10 | | 5 | 0 | 0 | 2 | 5 | 0 | 0 | 0 | | | .500 | 1.100 | 1.600 | 0 | 0 | 0 | 0 |
| 1-1 Count | OMA | .385 | 10 | 13 | | 5 | 4 | 0 | 0 | 4 | 0 | 0 | 0 | | | .357 | .692 | 1.049 | 0 | 0 | 1 | 1 |
| 1-2 Count | OMA | .208 | 10 | 24 | | 5 | 1 | 0 | 0 | 3 | 0 | 0 | 10 | | | .208 | .250 | .458 | 0 | 0 | 0 | 2 |
| 2-0 Count | OMA | .400 | 10 | 5 | | 2 | 1 | 0 | 0 | 1 | 0 | 0 | 0 | | | .400 | .600 | 1.000 | 0 | 0 | 0 | 0 |
| 2-1 Count | OMA | .000 | 10 | 5 | | 0 | 0 | 0 | 0 | 0 | 0 | 0 | 0 | | | .000 | .000 | .000 | 0 | 0 | 0 | 0 |
| 2-2 Count | OMA | .115 | 10 | 26 | | 3 | 1 | 0 | 0 | 0 | 0 | 0 | 14 | | | .115 | .154 | .269 | 0 | 0 | 0 | 2 |
| 3-0 Count | OMA | .000 | 7 | 0 | | 0 | 0 | 0 | 0 | 0 | 4 | 0 | 0 | | | 1.000 | .000 | 1.000 | 0 | 0 | 0 | 0 |
| 3-1 Count | OMA | .333 | 8 | 6 | | 2 | 0 | 0 | 0 | 0 | 10 | 0 | 0 | | | .750 | .333 | 1.083 | 0 | 0 | 0 | 0 |
| 3-2 Count | OMA | .375 | 9 | 16 | | 6 | 3 | 0 | 0 | 3 | 9 | 0 | 4 | | | .577 | .563 | 1.140 | 0 | 0 | 1 | 1 |
| Pitcher | OMA | .229 | 10 | 170 | | 39 | 11 | 1 | 4 | 20 | 23 | 0 | 42 | | | .323 | .376 | .699 | 2 | 0 | 3 | 9 |

PLAYER

QUICK NOTES

CAREER HIGHS

32 CHRISTIAN CHAMBERLAIN

LHP • L/L • 5'10" • 175 lbs • 7/20/1999 (24)
2020 MLB Draft – Round 4 (Oregon State)
Born: Grand Junction, Colorado • Resides: Reno, Nevada

Ranked by *Baseball America* as the No. 21 Royals prospect

- 2023: Opened the year in NW Arkansas (AA) and made 20 appearances out of the bullpen for the Naturals and went 1-2 with a 1.99 ERA (7 ER in 31.2 IP), and struck out 49 (13.93 K/9) ... 14 of 20 Double-A appearances were scoreless ... promoted to Omaha on 6/20, made Triple-A debut 6/20 @ ROC (1.0 IP, 2 R, 2 K) ... only 6 of 14 Triple-A appearances have been scoreless ... among Royals MiLB pitchers (min. 30.0 IP), 2nd with 13.92 K/9 and 2nd with 34.4% K%.
- 2022: After beginning the season with Quad Cities (A+), was assigned to NW Arkansas (AA) on May 31 and finished the season in Double-A ... pitched 33 games between the two levels, among Royals Minor League pitchers with at least 40.0 innings pitched, his 13.22 K/9 and 29.6% K% both ranked 3rd-best ... his 19.3% BB% was 2nd-worst.
- 2021: Assigned to Quad Cities (A+) on 5/23 to begin his career in professional baseball and pitched two games out of the bullpen for the River Bandits, going 1-0 with a 4.91 ERA (2 ER in 3.2 IP) with just one walk and six strikeouts, before being placed on the 7-Day Injured List on 6/14, where he remained for the rest of the season.

4SFB (93-96), SL (84.5), CB (80.5), SNK (94.2)

CONSECUTIVE BATTERS RETIRED: 0

SCORELESS STREAK: 0.0 IP

- 2023: Traded from Minnesota with Evan Sisk to KC in exchange for Michael A. Taylor on Jan. 24 ... opened the year with NW Arkansas (AA), appeared in 29 games, with a 2.20 ERA (8 ER in 32.2 IP), 9 saves and 42 strikeouts, at the time of his promotion to Triple-A, led the Texas league in saves (9), tied 3rd in games pitched (29) ... did not allow an earned run over his last 14 appearances (16.2 IP) with NWA ... assigned to Omaha on 7/12, threw scoreless inning in debut 7/14 ... 4 of 7 Triple-A appearances have been scoreless ... fastball averages 97.1 mph, has hit 100mph 4 times this year.
- 2022: Spent the season with Wichita (AA), appeared in 46 games out of the bullpen with a 1-4 record, four saves and a 5.14 ERA (32 ER in 56.0 IP), with 72 strikeouts (11.6 K/9) ... led the Wind Surge staff in games pitched, 2nd in the Texas League ... among Twins MiLB pitchers, 2-2nd in games pitched, behind Evan Sisk (50), who he was traded with to Kansas City.
- 2021: In his first year of full-season ball, spent most of the year with Fort Myers (A) before ending the year with Cedar Rapids (A+) ... pitched in 28 games (two starts) between the two levels and went 4-2 with a 4.32 ERA (24 ER in 50.0 IP) with a career-high 80 strikeouts (14.4 K/9) with a .189 opponents' batting average (35-for-185).

4SFB (95-98), SL (89.9)

CONSECUTIVE BATTERS RETIRED: 3 (8/2)

SCORELESS STREAK: 4.0 IP (7/25 to 8/2)

- 2023: For the 2nd straight year, made his spring debut with a scoreless Cactus League inning against his dad's Seattle Mariners, on 2/26 ... opened the regular season with NW Arkansas (AA), pitched 10.1 scoreless innings with 1 ER and 13 K across 7 relief outings ... assigned to Omaha (AAA) on 5/3, has not allowed an earned run in 14 of 23 outings with Omaha, a streak of 6 straight scoreless games from 6/8 to 6/30 with 1 ER in 9.2 IP (8 ER in 11.2 IP).
- 2022: Pitched a scoreless Cactus League inning with a strikeout on 3/29 against his dad's Seattle Mariners ... spent the entire season with NW Arkansas (AA) and led the Naturals with 42 games pitched ... 11.87 K/9 ranked second among Royals minor leaguers (min. 60.0 IP), .212 opponents' batting average and 28.1% K% ranked 3rd.
- MISC: Full name is *Jonah Seaver Dipoto*, after Tom Seaver ... father Jerry Dipoto is currently the President of Baseball Operations for the Seattle Mariners, formerly their GM.

SNK (93-95), SL (81.8), CB (80.3)

CONSECUTIVE BATTERS RETIRED: 5 (8/2)

SCORELESS STREAK: 3.0 IP (7/29 to 8/2)

- 2023: Made Texas' Opening Day roster, but optioned to Triple-A 4/13 and has spent most of the season at Round Rock (AAA), where he had a 3.66 ERA (16 ER in 39.1 IP) with 54 strikeouts (12.4 K/9) in 24 appearances (2 starts) ... DFA'd by Texas 7/19 and acquired by Atlanta on Monday 7/24, and has pitched in 5 MLB games this season, 4 with the Rangers and 1 with the Braves ... acquired by Kansas City 7/30 in exchange for Nicky Lopez, optioned to Omaha.
- 2022: Spent most of the season with Texas, appearing in 31 games (13 starts) over 3 stints ... set MLB career highs in strikeouts (97), starts (13), and wins (6-tied) ... opened the year as part of the Rangers rotation and went 4-5, 6.25 ERA (41 ER in 59.0 IP) over 13 starts, pitched in relief over his final 18 outings of the season, going 2-3 with one save and a 3.51 ERA (16 ER in 41.0 IP) in that span ... had 5 relief outings of 3.0+ SHO IP ... in 3 games 2 starts) with Round Rock (AAA), went 1-0 with a 6.00 ERA (8 ER in 12.0 IP) and 20 K.
- 2021: Spent the entire year in the big leagues the Rangers and split time in the bullpen and rotation, going 6-6 with a 4.66 ERA (54 ER in 104.1 IP) in 42 games (11 starts), finished among staff leaders in relief strikeouts (2nd, 55), W (13rd, 42), and G (13rd, 42) ... was one of 2 MLB players to make 30+ relief appearances and 10+ starts in 2021 ... selected as winner of the Richard Durrett Hardest Working Man Award by the DFW chapter of the Baseball Writers' Association of America.

4SFB (94.8), SL (84.9), SNK (93.8), CH (87.6)

CONSECUTIVE BATTERS RETIRED: 1 (8/3)

SCORELESS STREAK: 0.2 IP (8/3)

Ranked by MLB Pipeline as the No. 18 Royals prospect ... Ranked by *Baseball America* as the No. 23 Royals prospect

- 2023: Has successfully earned the save in 3 consecutive appearances ... opened the season back with NW Arkansas (AA) and appeared in 21 games out of the bullpen, with a 3.58 ERA (11 ER in 29.1 IP) and 44 strikeouts to 14 walks ... did not allow a run over his final 11.0 IP (6 games) with NWA ... promoted to Omaha on 6/13, made his Triple-A debut on 6/14 vs. COL with 2.0 scoreless IP, 5 K including his first 3 ... fastball averages 97.3, max of 100.7 mph ... threw 0.1 IP in Futures Game on 7/8 in Seattle, 2 BB and took the L.
- 2022: Opened the season on Injured List with shin splints, assigned to NW Arkansas (AA) on May 14, where he spent the entire season ... over 30 outings (3 starts), had a 10.51 ERA (51 ER in 43.2 IP) and 55 strikeouts to 51 walks (1.08 K/BB) ... among Royals Minor League pitchers (min. 40.0 IP), his 11.34 K/9 ranked 6th-best, and 22.0% BB% was last.
- 2021: Began his professional career in Quad Cities (A+), pitching in 36 games out of the bullpen for the River Bandits ... went 7-1 with four saves and a 3.58 ERA (25 ER in 70.1 IP) and 121 strikeouts ... named an MLB.com Organization All-Star and recognized as the Royals' Pitching Prospect of the Year by MLB Pipeline.

4SFB (96-99), CB (82.4), CUL (89.1)

CONSECUTIVE BATTERS RETIRED: 0

SCORELESS STREAK: 0.0 IP

- 2023: Has 3 stints with Omaha (3/31-5/16, 5/20-6/2 & 6/24-present) ... 12 of 26 appearances with the Chasers have been scoreless, has allowed 2+ runs in 10 of 26 ... earned his first professional save with 1.2 scoreless innings on 5/5 vs. LOU ... in two stints with Kansas City, has a 6.17 ERA (8 ER in 11.2 IP) over 8 games with 14 strikeouts, with 3 scoreless outings ... threw first 1-2-3 inning of 2023 with OMA in 9th inning 7/14 vs. IND, has 3 in his last 6 games.
- 2022: Made his first Opening Day roster with Kansas City, but only pitched in 7 games over three stints with the Major League club, also making 20 starts with Omaha (AAA) across three stints ... allowed less than two earned runs in 8 of his 20 starts with Omaha, including three scoreless outings.
- 2021: Kansas City's Paul Spillitoff Minor League Pitcher of the Year, given to the top pitcher in the organization, also Omaha's Pitcher of the Year, the Triple-A East Pitcher of the Year and a Triple-A East postseason All-Star ... made 17 appearances (16 starts) and went 9-4 with a 3.46 ERA (31 ER in 80.2 IP) and a Triple-A best 115 strikeouts (12.8 K/9).

4SFB (95-98), SL (86.2), CH (86.2)

CONSECUTIVE BATTERS RETIRED: 2 (8/3)

SCORELESS STREAK: 1.1 IP (8/3)

- 2023: Since being optioned to Omaha on 6/30, has retired 40 of 52 batters faced (77%), 11 of his last 13 Triple-A outings have been scoreless ... traded by PHI to KC on 5/8 for OF Junior Marin and cash ... made 5 appearances (4 starts) with Lehigh Valley (AAA) and went 0-2 with a 7.31 ERA (13 ER in 16.0 IP) with 15 strikeouts and 7 walks ... 12 of 19 OMA outings have been scoreless, including 2 short starts ... 10 of 19 have been 2.0 IP+ ... recalled by KC on 6/24 and made his MLB debut 6/28 vs. CLE, allowed 7 R on 6 H & 1 BB in 1.0 IP and was optioned back to Omaha 6/30.
- 2022: Limited to 13 starts for Reading (AA) and went 2-6 with a 5.05 ERA ... s placed on the IL on 6/22 with a right posterior elbow impingement, reinstated on 6/29, recalled by the Phillies and placed on the 60-day IL for the remainder of the season with a right elbow stress reaction.
- 2021: Selected to Philadelphia's 40-man roster in November, recored a 4.25 ERA (37 ER in 78.1 IP) with 83 K in 20 games (15 starts) between Jersey Shore (A+) and Reading (AA).

SNK (93-95), CB (81.4), SL (86.7), CH (87.7)

CONSECUTIVE BATTERS RETIRED: 0

SCORELESS STREAK: 0.0 IP

- 2023: Opened the season with NW Arkansas (AA) and pitched 9.2 scoreless innings with 11 strikeouts across 8 relief outings, allowed 4 H and 4 BB for a 0.83 WHIP and .129 BAA ... assigned to Omaha (AAA) on 5/3 and made his Triple-A debut 5/5 vs. LOU, struck out his first 2 batters in a 1-2-3 7th inning ... four straight scoreless between 5/13 and 5/24 ... has not allowed an earned run in 16 of 25 OMA appearances this year, has two 3.0 IP outings.
- 2022: Opened the season with Quad Cities (A+) and pitched 5.2 scoreless innings with nine strikeouts, across three relief outings ... assigned to NW Arkansas (AA) on 4/21, where he ended the season ... earned decisions in 5 of first 6 outings with Naturals (3 W, 1 L, 1 SV) ... 13 of 33 NWA outings were scoreless, allowed 1 ER or less in 20 of 33 ... made first pro start 6/22 vs. SPR ... was on the Injured List from 8/18 to 9/1, threw scoreless 8th inning in first outing back 9/3.
- MISC: Graduated from the Colorado School of Mines with a mechanical engineering degree, threw 224.2 innings, but also hit .288 with a 1.142 OPS as an outfielder.

SNK (92-94), SL (83.0), CH (86.3)

CONSECUTIVE BATTERS RETIRED: 7 (7/29 to 8/1)

SCORELESS STREAK: 2.1 IP (7/29 to 8/1)

- 2023: Has not allowed an earned run in 28 of his team-best 41 appearances, tied 5th in the league in games pitched ... has allowed 2+ ER in 10 outings ... threw 2.0 perfect innings 5/6 vs. LOU, season-high 2.1 shutout innings 6/7 @ IND ... 8 of his last 12 outings have been scoreless ... has 11 outings of 1.0 IP+ this season, including opener starts 7/16 vs. IND & 8/1 @ LOU ... has 9 scoreless outings that have lasted less than 1.0 inning.
- 2022: Split his first full season in the Twins organization between Wichita (AA) and St. Paul (AAA), earned Minnesota MiLB.com Organization All-Star honors as a relief pitcher ... posted a 1.57 ERA (11 ER in 63.0 IP) with 76 strikeouts against 29 walks (10.86 K/9 and 2.62 K/BB) across 50 games between the two levels, the best ERA in 2022 among all MiLB relievers that made 50+ appearances and threw a minimum of 60.0 IP.
- 2021: Began the season in the Cardinals organization, acquired by Minnesota via trade on July 30 ... split the year between Peoria (A+), Springfield (AA) and Wichita (AA), combining to pitch in 39 games with a 3-1 record and 3.91 ERA (23 ER in 53.0 IP), striking out 69 with 35 walks.

SNK (90-92), SL (79.1), 4SFB (89.8), CH (84.1)

CONSECUTIVE BATTERS RETIRED: 1 (8/1)

SCORELESS STREAK: 0.2 IP (8/1)

- 2023: Opened the season with Omaha and pitched in 28 games before his first call-up of the season on 7/1 ... pitched in 5 games with KC (first 3 were scoreless) with a 7.71 ERA (4 ER in 4.2 IP) and optioned back to Omaha 7/16 ... 17 of 33 appearances with Omaha have been scoreless, including 5 straight between May 10 and 19 ... has allowed more than 1 run five times this year with the Chasers.
- 2022: Made the Opening Day Roster and his MLB debut with Kansas City ... in his first season in the big leagues, started and ended the season with Kansas City ... pitched in 42 games across five stints with the Royals, going 4-2 with a 6.55 ERA (25 ER in 34.1 IP) ... began his career with 5.1 scoreless innings over 6 games, and pitched in 27 of KC's first 56 games during his first stint from Opening Day through 6/9 ... also appeared in 20 games with Omaha (AAA) with a 5.40 ERA (13 ER in 21.2 IP) and 12 scoreless outings.
- 2021: Split the season between NW Arkansas (AA) and Omaha, making a career-high 48 appearances with a career-high 64 strikeouts and 26 walks ... joined the Storm Chasers a week into the season, returned to NWA on June 6, transferred back to Triple-A on August 24 ... posted a 3.15 ERA in 25 Double-A outings before returning to Omaha.

SNK (94-96), SL (83.8), CH (90.5)

CONSECUTIVE BATTERS RETIRED: 0

SCORELESS STREAK: 0.0 IP

46 STEVEN CRUZ

RHP • R/R • 6'6" • 233 lbs • 6/15/1999 (24)
Traded from Minnesota – 1/24/2023
Originally signed 3/20/2017 with Minnesota (Intl. F.A.)
Born/Resides: Salcedo, Dominican Republic

- 2023: Traded from Minnesota with Evan Sisk to KC in exchange for Michael A. Taylor on Jan. 24 ... opened the year with NW Arkansas (AA), appeared in 29 games, with a 2.20 ERA (8 ER in 32.2 IP), 9 saves and 42 strikeouts, at the time of his promotion to Triple-A, led the Texas league in saves (9), tied 3rd in games pitched (29) ... did not allow an earned run over his last 14 appearances (16.2 IP) with NWA ... assigned to Omaha on 7/12, threw scoreless inning in debut 7/14 ... 4 of 7 Triple-A appearances have been scoreless ... fastball averages 97.1 mph, has hit 100mph 4 times this year.
- 2022: Spent the season with Wichita (AA), appeared in 46 games out of the bullpen with a 1-4 record, four saves and a 5.14 ERA (32 ER in 56.0 IP), with 72 strikeouts (11.6 K/9) ... led the Wind Surge staff in games pitched, 2nd in the Texas League ... among Twins MiLB pitchers, 2-2nd in games pitched, behind Evan Sisk (50), who he was traded with to Kansas City.
- 2021: In his first year of full-season ball, spent most of the year with Fort Myers (A) before ending the year with Cedar Rapids (A+) ... pitched in 28 games (two starts) between the two levels and went 4-2 with a 4.32 ERA (24 ER in 50.0 IP) with a career-high 80 strikeouts (14.4 K/9) with a .189 opponents' batting average (35-for-185).

4SFB (95-98), SL (89.9)

CONSECUTIVE BATTERS RETIRED: 3 (8/2)

SCORELESS STREAK: 4.0 IP (7/25 to 8/2)

- 2023: For the 2nd straight year, made his spring debut with a scoreless Cactus League inning against his dad's Seattle Mariners, on 2/26 ... opened the regular season with NW Arkansas (AA), pitched 10.1 scoreless innings with 1 ER and 13 K across 7 relief outings ... assigned to Omaha (AAA) on 5/3, has not allowed an earned run in 14 of 23 outings with Omaha, a streak of 6 straight scoreless games from 6/8 to 6/30 with 1 ER in 9.2 IP (8 ER in 11.2 IP).
- 2022: Pitched a scoreless Cactus League inning with a strikeout on 3/29 against his dad's Seattle Mariners ... spent the entire season with NW Arkansas (AA) and led the Naturals with 42 games pitched ... 11.87 K/9 ranked second among Royals minor leaguers (min. 60.0 IP), .212 opponents' batting average and 28.1% K% ranked 3rd.
- MISC: Full name is *Jonah Seaver Dipoto*, after Tom Seaver ... father Jerry Dipoto is currently the President of Baseball Operations for the Seattle Mariners, formerly their GM.

SNK (93-95), SL (81.8), CB (80.3)

CONSECUTIVE BATTERS RETIRED: 5 (8/2)

SCORELESS STREAK: 3.0 IP (7/29 to 8/2)

- 2023: Made Texas' Opening Day roster, but optioned to Triple-A 4/13 and has spent most of the season at Round Rock (AAA), where he had a 3.66 ERA (16 ER in 39.1 IP) with 54 strikeouts (12.4 K/9) in 24 appearances (2 starts) ... DFA'd by Texas 7/19 and acquired by Atlanta on Monday 7/24, and has pitched in 5 MLB games this season, 4 with the Rangers and 1 with the Braves ... acquired by Kansas City 7/30 in exchange for Nicky Lopez, optioned to Omaha.
- 2022: Spent most of the season with Texas, appearing in 31 games (13 starts) over 3 stints ... set MLB career highs in strikeouts (97), starts (13), and wins (6-tied) ... opened the year as part of the Rangers rotation and went 4-5, 6.25 ERA (41 ER in 59.0 IP) over 13 starts, pitched in relief over his final 18 outings of the season, going 2-3 with one save and a 3.51 ERA (16 ER in 41.0 IP) in that span ... had 5 relief outings of 3.0+ SHO IP ... in 3 games 2 starts) with Round Rock (AAA), went 1-0 with a 6.00 ERA (8 ER in 12.0 IP) and 20 K.
- 2021: Spent the entire year in the big leagues the Rangers and split time in the bullpen and rotation, going 6-6 with a 4.66 ERA (54 ER in 104.1 IP) in 42 games (11 starts), finished among staff leaders in relief strikeouts (2nd, 55), W (13rd, 42), and G (13rd, 42) ... was one of 2 MLB players to make 30+ relief appearances and 10+ starts in 2021 ... selected as winner of the Richard Durrett Hardest Working Man Award by the DFW chapter of the Baseball Writers' Association of America.

4SFB (94.8), SL (84.9), SNK (93.8), CH (87.6)

CONSECUTIVE BATTERS RETIRED: 1 (8/3)

SCORELESS STREAK: 0.2 IP (8/3)

- 2023: Has successfully earned the save in 3 consecutive appearances ... opened the season back with NW Arkansas (AA) and appeared in 21 games out of the bullpen, with a 3.58 ERA (11 ER in 29.1 IP) and 44 strikeouts to 14 walks ... did not allow a run over his final 11.0 IP (6 games) with NWA ... promoted to Omaha on 6/13, made his Triple-A debut on 6/14 vs. COL with 2.0 scoreless IP, 5 K including his first 3 ... fastball averages 97.3, max of 100.7 mph ... threw 0.1 IP in Futures Game on 7/8 in Seattle, 2 BB and took the L.
- 2022: Opened the season on Injured List with shin splints, assigned to NW Arkansas (AA) on May 14, where he spent the entire season ... over 30 outings (3 starts), had a 10.51 ERA (51 ER in 43.2 IP) and 55 strikeouts to 51 walks (1.08 K/BB) ... among Royals Minor League pitchers (min. 40.0 IP), his 11.34 K/9 ranked 6th-best, and 22.0% BB% was last.
- 2021: Began his professional career in Quad Cities (A+), pitching in 36 games out of the bullpen for the River Bandits ... went 7-1 with four saves and a 3.58 ERA (25 ER in 70.1 IP) and 121 strikeouts ... named an MLB.com Organization All-Star and recognized as the Royals' Pitching Prospect of the Year by MLB Pipeline.

4SFB (96-99), CB (82.4), CUL (89.1)

CONSECUTIVE BATTERS RETIRED: 0

SCORELESS STREAK: 0.0 IP

- 2023: Has 3 stints with Omaha (3/31-5/16, 5/20-6/2 & 6/24-present) ... 12 of 26 appearances with the Chasers have been scoreless, has allowed 2+ runs in 10 of 26 ... earned his first professional save with 1.2 scoreless innings on 5/5 vs. LOU ... in two stints with Kansas City, has a 6.17 ERA (8 ER in 11.2 IP) over 8 games with 14 strikeouts, with 3 scoreless outings ... threw first 1-2-3 inning of 2023 with OMA in 9th inning 7/14 vs. IND, has 3 in his last 6 games.
- 2022: Made his first Opening Day roster with Kansas City, but only pitched in 7 games over three stints with the Major League club, also making 20 starts with Omaha (AAA) across three stints ... allowed less than two earned runs in 8 of his 20 starts with Omaha, including three scoreless outings.
- 2021: Kansas City's Paul Spillitoff Minor League Pitcher of the Year, given to the top pitcher in the organization, also Omaha's Pitcher of the Year, the Triple-A East Pitcher of the Year and a Triple-A East postseason All-Star ... made 17 appearances (16 starts) and went 9-4 with a 3.46 ERA (31 ER in 80.2 IP) and a Triple-A best 115 strikeouts (12.8 K/9).

4SFB (95-98), SL (86.2), CH (86.2)

CONSECUTIVE BATTERS RETIRED: 2 (8/3)

SCORELESS STREAK: 1.1 IP (8/3)

- 2023: Since being optioned to Omaha on 6/30, has retired 40 of 52 batters faced (77%), 11 of his last 13 Triple-A outings have been scoreless ... traded by PHI to KC on 5/8 for OF Junior Marin and cash ... made 5 appearances (4 starts) with Lehigh Valley (AAA) and went 0-2 with a 7.31 ERA (13 ER in 16.0 IP) with 15 strikeouts and 7 walks ... 12 of 19 OMA outings have been scoreless, including 2 short starts ... 10 of 19 have been 2.0 IP+ ... recalled by KC on 6/24 and made his MLB debut 6/28 vs. CLE, allowed 7 R on 6 H & 1 BB in 1.0 IP and was optioned back to Omaha 6/30.
- 2022: Limited to 13 starts for Reading (AA) and went 2-6 with a 5.05 ERA ... s placed on the IL on 6/22 with a right posterior elbow impingement, reinstated on 6/29, recalled by the Phillies and placed on the 60-day IL for the remainder of the season with a right elbow stress reaction.
- 2021: Selected to Philadelphia's 40-man roster in November, recored a 4.25 ERA (37 ER in 78.1 IP) with 83 K in 20 games (15 starts) between Jersey Shore (A+) and Reading (AA).

SNK (93-95), CB (81.4), SL (86.7), CH (87.7)

CONSECUTIVE BATTERS RETIRED: 0

SCORELESS STREAK: 0.0 IP

- 2023: Opened the season with NW Arkansas (AA) and pitched 9.2 scoreless innings with 11 strikeouts across 8 relief outings, allowed 4 H and 4 BB for a 0.83 WHIP and .129 BAA ... assigned to Omaha (AAA) on 5/3 and made his Triple-A debut 5/5 vs. LOU, struck out his first 2 batters in a 1-2-3 7th inning ... four straight scoreless between 5/13 and 5/24 ... has not allowed an earned run in 16 of 25 OMA appearances this year, has two 3.0 IP outings.
- 2022: Opened the season with Quad Cities (A+) and pitched 5.2 scoreless innings with nine strikeouts, across three relief outings ... assigned to NW Arkansas (AA) on 4/21, where he ended the season ... earned decisions in 5 of first 6 outings with Naturals (3 W, 1 L, 1 SV) ... 13 of 33 NWA outings were scoreless, allowed 1 ER or less in 20 of 33 ... made first pro start 6/22 vs. SPR ... was on the Injured List from 8/18 to 9/1, threw scoreless 8th inning in first outing back 9/3.
- MISC: Graduated from the Colorado School of Mines with a mechanical engineering degree, threw 224.2 innings, but also hit .288 with a 1.142 OPS as an outfielder.

SNK (92-94), SL (83.0), CH (86.3)

CONSECUTIVE BATTERS RETIRED: 7 (7/29 to 8/1)

SCORELESS STREAK: 2.1 IP (7/29 to 8/1)

- 2023: Has not allowed an earned run in 28 of his team-best 41 appearances, tied 5th in the league in games pitched ... has allowed 2+ ER in 10 outings ... threw 2.0 perfect innings 5/6 vs. LOU, season-high 2.1 shutout innings 6/7 @ IND ... 8 of his last 12 outings have been scoreless ... has 11 outings of 1.0 IP+ this season, including opener starts 7/16 vs. IND & 8/1 @ LOU ... has 9 scoreless outings that have lasted less than 1.0 inning.
- 2022: Split his first full season in the Twins organization between Wichita (AA) and St. Paul (AAA), earned Minnesota MiLB.com Organization All-Star honors as a relief pitcher ... posted a 1.57 ERA (11 ER in 63.0 IP) with 76 strikeouts against 29 walks (10.86 K/9 and 2.62 K/BB) across 50 games between the two levels, the best ERA in 2022 among all MiLB relievers that made 50+ appearances and threw a minimum of 60.0 IP.
- 2021: Began the season in the Cardinals organization, acquired by Minnesota via trade on July 30 ... split the year between Peoria (A+), Springfield (AA) and Wichita (AA), combining to pitch in 39 games with a 3-1 record and 3.91 ERA (23 ER in 53.0 IP), striking out 69 with 35 walks.

SNK (90-92), SL (79.1), 4SFB (89.8), CH (84.1)

CONSECUTIVE BATTERS RETIRED: 1 (8/1)

SCORELESS STREAK: 0.2 IP (8/1)

- 2023: Opened the season with Omaha and pitched in 28 games before his first call-up of the season on 7/1 ... pitched in 5 games with KC (first 3 were scoreless) with a 7.71 ERA (4 ER in 4.2 IP) and optioned back to Omaha 7/16 ... 17 of 33 appearances with Omaha have been scoreless, including 5 straight between May 10 and 19 ... has allowed more than 1 run five times this year with the Chasers.
- 2022: Made the Opening Day Roster and his MLB debut with Kansas City ... in his first season in the big leagues, started and ended the season with Kansas City ... pitched in 42 games across five stints with the Royals, going 4-2 with a 6.55 ERA (25 ER in 34.1 IP) ... began his career with 5.1 scoreless innings over 6 games, and pitched in 27 of KC's first 56 games during his first stint from Opening Day through 6/9 ... also appeared in 20 games with Omaha (AAA) with a 5.40 ERA (13 ER in 21.2 IP) and 12 scoreless outings.
- 2021: Split the season between NW Arkansas (AA) and Omaha, making a career-high 48 appearances with a career-high 64 strikeouts and 26 walks ... joined the Storm Chasers a week into the season, returned to NWA on June 6, transferred back to Triple-A on August 24 ... posted a 3.15 ERA in 25 Double-A outings before returning to Omaha.

SNK (94-96), SL (83.8), CH (90.5)

CONSECUTIVE BATTERS RETIRED: 0

SCORELESS STREAK: 0.0 IP

55 JONAH DIPOTO

RHP • R/R • 6'1" • 225 lbs • 9/3/1996 (26)
2019 MLB Draft – Round 35 (UC San Diego)
Born: Queens, New York • Resides: San Diego, California

- 2023: For the 2nd straight year, made his spring debut with a scoreless Cactus League inning against his dad's Seattle Mariners, on 2/26 ... opened the regular season with NW Arkansas (AA), pitched 10.1 scoreless innings with 1 ER and 13 K across 7 relief outings ... assigned to Omaha (AAA) on 5/3, has not allowed an earned run in 14 of 23 outings with Omaha, a streak of 6 straight scoreless games from 6/8 to 6/30 with 1 ER in 9.2 IP (8 ER in 11.2 IP).
- 2022: Pitched a scoreless Cactus League inning with a strikeout on 3/29 against his dad's Seattle Mariners ... spent the entire season with NW Arkansas (AA) and led the Naturals with 42 games pitched ... 11.87 K/9 ranked second among Royals minor leaguers (min. 60.0 IP), .212 opponents' batting average and 28.1% K% ranked 3rd.
- MISC: Full name is *Jonah Seaver Dipoto*, after Tom Seaver ... father Jerry Dipoto is currently the President of Baseball Operations for the Seattle Mariners, formerly their GM.

SNK (93-95), SL (81.8), CB (80.3)

CONSECUTIVE BATTERS RETIRED: 5 (8/2)

SCORELESS STREAK: 3.0 IP (7/29 to 8/2)

| RELIEVERS | | ENTRANCE SITUATION | | | INNING ENTERING THE GAME | | | | | | | | | | INHERITED RUNNERS | | | 1-2-3 INNINGS | | |
|-----------------------------|--|--------------------|-------|------|--------------------------|---|----|----|----|----|----|----|----|-----|-------------------|----------|---------|---------------|----------|---------|
| PITCHER | | LEAD | TRAIL | TIED | 1 | 2 | 3 | 4 | 5 | 6 | 7 | 8 | 9 | 10+ | BR INHER. | BR SCORE | % SCORE | TOTAL | POSSIBLE | % 1-2-3 |
| 31 Bowlan, Jonathan | | 2 | - | - | - | - | 1 | - | - | 1 | - | - | - | - | - | - | - | 2 | 8 | 25.0% |
| 50 Castillo, Max | | - | 1 | - | - | - | - | - | 1 | - | - | - | - | - | - | - | - | 2 | 4 | 50.0% |
| 32 Chamberlain, Christian | | 6 | 5 | 3 | - | - | 1 | 1 | 2 | 2 | 2 | 4 | 2 | - | - | 1 | 25.0% | 3 | 10 | 30.0% |
| 46 Cruz, Steven | | 2 | 4 | 1 | - | - | - | - | 1 | 1 | - | 5 | - | - | 3 | 0 | 0.0% | 2 | 6 | 33.3% |
| 55 Dipoto, Jonah | | 7 | 13 | 3 | - | - | 1 | 2 | 2 | 7 | 3 | 5 | 2 | 1 | 19 | 10 | 52.6% | 7 | 21 | 33.3% |
| 38 Hearn, Taylor | | 1 | 1 | - | - | - | - | - | - | 1 | 1 | - | - | - | - | - | - | 0 | 2 | 0.0% |
| 62 Klein, Will | | 12 | 2 | 1 | - | - | - | - | - | 1 | 2 | 3 | 9 | - | 4 | 1 | 25.0% | 6 | 17 | 35.3% |
| 37 Kowar, Jackson | | 11 | 13 | 1 | - | - | - | 1 | 6 | 4 | 7 | 5 | 2 | - | 23 | 13 | 56.5% | 3 | 24 | 12.5% |
| 54 McArthur, James | | 7 | 7 | 3 | - | - | 1 | 1 | 4 | 4 | 6 | 1 | - | - | 8 | 4 | 50.0% | 10 | 22 | 45.5% |
| 35 Parrish, Drew | | 1 | - | - | - | - | - | 1 | - | - | - | - | - | - | - | - | - | 2 | 3 | 66.7% |
| 40 Pennington, Walter | | 11 | 11 | 4 | - | - | - | 4 | 2 | 10 | 5 | 2 | 3 | - | 9 | 6 | 66.7% | 11 | 25 | 44.0% |
| 47 Sisk, Evan | | 15 | 18 | 6 | - | - | 1 | 1 | 1 | 8 | 11 | 10 | 6 | 1 | 24 | 9 | 37.5% | 6 | 26 | 23.1% |
| 43 Snider, Collin | | 18 | 13 | 2 | - | - | 1 | - | 1 | 6 | 8 | 12 | 5 | - | 10 | 5 | 50.0% | 6 | 24 | 25.0% |
| 56 Veneziano, Anthony | | 1 | - | - | - | - | - | - | 1 | - | - | - | - | - | - | - | - | 0 | 1 | 0.0% |
| SEASON (INCLUDING INACTIVE) | | 165 | 149 | 35 | 0 | 0 | 13 | 14 | 34 | 66 | 77 | 78 | 64 | 3 | 164 | 70 | 42.7% | 98 | 340 | 28.8% |

STORM CHASERS BULLPEN USAGE (PITCH COUNT, LAST TWO WEEKS)

| DAY OF WEEK | | TUE | WED | THU | FRI | SAT | SUN | MON | LAST OMAHA RELIEF APPEARANCE | | | | | | | | | | | | | |
|-------------------------------|------|------|------|------|------|----------|------|------------|------------------------------|-----|-----|-----|-----|-------------------------|-----|---|---|----|----|----|----|----|
| DATE | 7/25 | 7/26 | 7/27 | 7/28 | 7/29 | 7/30 | 7/31 | 8/1 | 8/2 | 8/3 | 8/4 | 8/5 | 8/6 | GAME | IP | H | R | ER | BB | SO | HR | BF |
| 32 Chamberlain, Christian (L) | 26 | | | 13 | | 12 | | | 19 | | | | | WED 8/2 @ Louisville, L | 0.2 | 2 | 1 | 1 | 2 | 0 | 0 | 6 |
| 46 Cruz, Steven | 26 | | | | | 20 | | 17 | 10 | | | | | WED 8/2 @ Louisville | 1.0 | 0 | 0 | 0 | 0 | 1 | 0 | 3 |
| 55 Dipoto, Jonah | 17 | | | | | 17 | | | 34 | | | | | WED 8/2 @ Louisville | 2.0 | 1 | 0 | 0 | 0 | 2 | 0 | 7 |
| 38 Hearn, Taylor | | | | | | 24 (ATT) | | 17 | | 32 | | | | THU 8/3 @ Louisville | 1.1 | 2 | 1 | 0 | 1 | 2 | 0 | 7 |
| 62 Klein, Will | | 15 | | | 22 | | 26 | 17 | | | | | | TUE 8/1 @ Louisville, L | 0.2 | 2 | 2 | 2 | 0 | 1 | 0 | 5 |
| 37 Kowar, Jackson | | 18 | 4 | | | | 18 | | | 39 | | | | THU 8/3 @ Louisville | 1.2 | 3 | 2 | 2 | 2 | 0 | 0 | 10 |
| 54 McArthur, James | | | 37 | | | | | | | | | | | THU 7/27 @ Columbus | 1.2 | 2 | 2 | 2 | 2 | 3 | 0 | 9 |
| 40 Pennington, Walter (L) | | 12 | 18 | | | 18 | | 30 | | | | | | TUE 8/1 @ Louisville | 2.0 | 0 | 0 | 0 | 0 | 2 | 0 | 6 |
| 47 Sisk, Evan (L) | | | 20 | | | | 10 | 38 (START) | | 30 | | | | THU 8/3 @ Louisville | 1.1 | 4 | 3 | 3 | 1 | 2 | 0 | 9 |
| 43 Snider, Collin | 17 | | | 27 | | | | 35 | | 23 | | | | THU 8/3 @ Louisville | 1.2 | 2 | 0 | 0 | 0 | 0 | 0 | 7 |

OMAHA STARTING PITCHER SPLITS

| PITCHER | GS | W-L | TEAM W-L | R | SUPPORT | SUPPORT/GS |
|-----------------------|-----|-----|----------|-----|---------|------------|
| 50 Castillo, Max | 14 | 3-6 | 5-9 | 32 | 2.29 | |
| 35 Parrish, Drew | 13 | 3-3 | 8-5 | 59 | 4.54 | |
| Heasley, Jonathan | 13 | 1-5 | 7-6 | 36 | 2.77 | |
| 56 Veneziano, Anthony | 9 | 4-1 | 6-3 | 28 | 3.11 | |
| Cox, Austin | 9 | 2-1 | 5-18 | 27 | 3.00 | |
| Mayers, Mike | 8 | 2-1 | 3-5 | 15 | 1.88 | |
| Zerpa, Angel | 6 | 0-2 | 1-5 | 6 | 1.00 | |
| 31 Bowlan, Jonathan | 4 | 2-2 | 2-2 | 14 | 3.50 | |
| Ragans, Cole | 4 | 2-1 | 3-1 | 15 | 3.75 | |
| Lynch, Daniel | 4 | 2-0 | 3-1 | 15 | 3.75 | |
| Yarbrough, Ryan | 3 | 0-0 | 1-2 | 5 | 1.67 | |
| Marsh, Alec | 3 | 2-0 | 2-1 | 14 | 4.67 | |
| Mengden, Daniel | 3 | 0-0 | 3-0 | 7 | 2.33 | |
| 47 Sisk, Evan | 2 | 0-0 | 0-2 | 0 | 0.00 | |
| Keller, Brad | 2 | 0-0 | 1-1 | 5 | 2.50 | |
| 54 McArthur, James | 2 | 0-0 | 1-1 | 5 | 2.50 | |
| Martinez, Marcelo | 1 | 0-1 | 0-1 | 1 | 1.00 | |
| 37 Kowar, Jackson | 1 | 0-1 | 0-1 | 1 | 1.00 | |
| TOTALS | 101 | | | 285 | 2.82 | |

1st PITCH STRIKES

| FPS | TBF | % FPS |
|-------|-------|-------|
| 199 | 312 | 63.8% |
| 131 | 261 | 50.2% |
| 174 | 296 | 58.8% |
| 112 | 190 | 58.9% |
| 90 | 161 | 55.9% |
| 99 | 160 | 61.9% |
| 75 | 117 | 64.1% |
| 38 | 83 | 45.8% |
| 42 | 81 | 51.9% |
| 43 | 75 | 57.3% |
| 37 | 53 | 69.8% |
| 46 | 66 | 69.7% |
| 19 | 49 | 38.8% |
| 13 | 20 | 65.0% |
| 12 | 19 | 63.2% |
| 12 | 19 | 63.2% |
| 13 | 22 | 59.1% |
| 9 | 14 | 64.3% |
| 1,164 | 1,998 | 58.3% |

1-2-3 INNINGS

| TOTAL | POSSIBLE | % 1-2-3 |
|-------|----------|---------|
| 24 | 70 | 34.3% |
| 12 | 51 | 23.5% |
| 18 | 62 | 29.0% |
| 14 | 45 | 31.1% |
| 14 | 40 | 35.0% |
| 9 | 34 | 26.5% |
| 6 | 25 | 24.0% |
| 4 | 17 | 23.5% |
| 4 | 15 | 26.7% |
| 6 | 17 | 35.3% |
| 5 | 14 | 35.7% |
| 1 | 15 | 6.7% |
| 2 | 7 | 28.6% |
| 1 | 4 | 25.0% |
| 0 | 4 | 0.0% |
| 3 | 5 | 60.0% |
| 2 | 5 | 40.0% |
| 0 | 2 | 0.0% |
| 125 | 432 | 28.9% |

OMAHA STARTERS VS. RELIEVERS

| STARTERS | RELIEVERS |
|-----------|-----------|
| 23-24 | W-L |
| 5.10 | ERA |
| 453.2 | INNINGS |
| 465 (82) | HITS (HR) |
| 269 (257) | R (ER) |
| 200 | BB |
| 393 | K |
| 1.47 | WHIP |
| .266 | AVG |
| | .255 |

OMAHA STARTING PITCHER/CATCHER MATCHUPS

| | LOGAN PORTER | | | | | | | JAKSON REETZ | | | | | | | FREDDY FERMIN | | | | | | | JOSÉ BRICEÑO | | | | | | | TOTALS | | | | | | |
|-----------------------|--------------|-------|-------|-------|-----|--------|-----|--------------|------|------|-------|-----|--------|-----|---------------|-----|-------|-------|-----|--------|-----|--------------|-----|------|-------|-----|-------|----|--------|-------|--------|-------|-----|-------|-----|
| PITCHER | GS | W-L | ERA | IP | ER | BB | SO | GS | W-L | ERA | IP | ER | BB | SO | GS | W-L | ERA | IP | ER | BB | SO | GS | W-L | ERA | IP | ER | BB | SO | GS | W-L | ERA | IP | ER | BB | SO |
| 50 Castillo, Max | 5 | 2-2 | 4.85 | 26.0 | 14 | 3 | 16 | 4 | 1-2 | 3.97 | 22.2 | 10 | 5 | 21 | 2 | 0-2 | 7.71 | 9.1 | 8 | 5 | 4 | 3 | 0-0 | 5.28 | 15.1 | 9 | 3 | 8 | 14 | 3-6 | 5.03 | 73.1 | 41 | 16 | 49 |
| 35 Parrish, Drew | 8 | 2-3 | 8.47 | 34.0 | 32 | 24 | 21 | 3 | 1-0 | 1.46 | 12.1 | 2 | 12 | 10 | 2 | 0-0 | 3.86 | 7.0 | 3 | 3 | 11 | - | - | - | - | - | - | 13 | 3-3 | 6.24 | 53.1 | 37 | 39 | 42 | |
| Heasley, Jonathan | 6 | 0-4 | 7.84 | 31.0 | 27 | 10 | 33 | 3 | 0-0 | 4.12 | 15.1 | 7 | 7 | 11 | 4 | 1-1 | 10.20 | 17.2 | 21 | 9 | 16 | 13 | 1-5 | 7.73 | 64.0 | 55 | 26 | 60 | 9 | 4-1 | 3.52 | 46.0 | 18 | 20 | 41 |
| 56 Veneziano, Anthony | 5 | 2-0 | 2.00 | 27.0 | 7 | 9 | 27 | 2 | 1-0 | 8.59 | 7.1 | 7 | 6 | 6 | 2 | 1-1 | 3.86 | 11.2 | 5 | 5 | 8 | 2 | 1-1 | 3.86 | 11.2 | 5 | 5 | 8 | 9 | 4-1 | 3.52 | 46.0 | 18 | 20 | 41 |
| Cox, Austin | 7 | 1-1 | 3.72 | 29.0 | 12 | 13 | 25 | 2 | 1-0 | 0.82 | 11.0 | 1 | 6 | 9 | - | - | - | - | - | - | - | - | - | - | - | - | - | 8 | 2-1 | 2.93 | 40.0 | 13 | 19 | 34 | |
| Mayers, Mike | - | - | - | - | - | - | - | 5 | 2-0 | 4.91 | 22.0 | 12 | 11 | 20 | 3 | 0-1 | 10.50 | 12 | 14 | 6 | 9 | - | - | - | - | - | - | 9 | 2-1 | 6.88 | 34.0 | 26 | 17 | 29 | |
| Zerpa, Angel | 4 | 0-2 | 7.63 | 15.1 | 13 | 10 | 19 | - | - | - | - | - | - | - | 2 | 0-0 | 0.79 | 11.1 | 1 | 3 | 4 | 6 | 0-2 | 4.73 | 26.2 | 14 | 13 | 23 | 4 | 2-2 | 5.89 | 18.1 | 12 | 8 | 9 |
| 31 Bowlan, Jonathan | 4 | 2-2 | 5.89 | 18.1 | 12 | 8 | 9 | - | - | - | - | - | - | - | - | - | - | - | - | - | - | - | - | - | - | - | - | 4 | 2-2 | 5.89 | 18.1 | 12 | 8 | 9 | |
| Ragans, Cole | 4 | 2-1 | 4.82 | 18.2 | 10 | 10 | 22 | - | - | - | - | - | - | - | - | - | - | - | - | - | - | - | - | - | - | - | - | 4 | 2-1 | 4.82 | 18.2 | 10 | 10 | 22 | |
| Lynch, Daniel | 1 | 1-0 | 0.00 | 6.0 | 0 | 0 | 5 | 3 | 1-0 | 5.25 | 12.0 | 7 | 3 | 13 | - | - | - | - | - | - | - | - | - | - | - | - | - | 4 | 2-0 | 3.50 | 18.0 | 7 | 3 | 18 | |
| Yarbrough, Ryan | 1 | 0-0 | 3.86 | 4.2 | 2 | 1 | 9 | - | - | - | - | - | - | - | 2 | 0-0 | 0.00 | 10.0 | 0 | 1 | 9 | 3 | 0-0 | 1.23 | 14.2 | 2 | 2 | 18 | - | - | - | - | - | - | |
| Marsh, Alec | 3 | 2-0 | 2.40 | 15.0 | 4 | 7 | 19 | - | - | - | - | - | - | - | 3 | 2-0 | 2.40 | 15.0 | 4 | 7 | 19 | 3 | 2-0 | 2.40 | 15.0 | 4 | 7 | 19 | - | - | - | - | - | - | |
| Mengden, Daniel | 2 | 0-0 | 5.87 | 7.2 | 5 | 4 | 5 | 1 | 0-0 | 3.00 | 3.0 | 1 | 1 | 4 | - | - | - | - | - | - | - | - | - | - | - | - | - | 3 | 0-0 | 5.06 | 10.2 | 6 | 5 | 9 | |
| 47 Sisk, Evan | 1 | 0-0 | 3.86 | 2.1 | 1 | 2 | 3 | - | - | - | - | - | - | - | 1 | 0-0 | 2.0 | 1 | 3 | 1 | - | 2 | 0-0 | 4.15 | 4.1 | 2 | 5 | 4 | - | - | - | - | - | - | |
| Keller, Brad | 1 | 0-0 | 4.50 | 2.0 | 1 | 2 | 3 | - | - | - | - | - | - | - | 1 | 0-0 | 0.00 | 2.0 | 0 | 3 | 0 | 2 | 0-0 | 2.25 | 4.0 | 1 | 5 | 3 | - | - | - | - | - | - | |
| 54 McArthur, James | 1 | 0-0 | 0.00 | 3.0 | 0 | 0 | 5 | - | - | - | - | - | - | - | 1 | 0-0 | 0.00 | 2.0 | 0 | 0 | 2 | - | 2 | 0-0 | 0.00 | 5.0 | 0 | 0 | 7 | - | - | - | - | - | - |
| Martinez, Marcelo | 1 | 0-1 | 9.00 | 5.0 | 5 | 1 | 3 | - | - | - | - | - | - | - | 1 | 0-1 | 9.00 | 5.0 | 5 | 1 | 3 | - | 1 | 0-1 | 9.00 | 5.0 | 5 | 1 | 3 | - | - | - | - | - | - |
| 37 Kowar, Jackson | - | - | - | - | - | - | - | - | - | - | - | - | - | - | 1 | 0-1 | 13.50 | 2.2 | 4 | 4 | 3 | - | 1 | 0-1 | 13.50 | 2.2 | 4 | 4 | 3 | - | - | - | - | - | - |
| Relievers | - | 14-14 | 5.62 | 238.2 | 170 | 163 | 270 | - | 4-8 | 5.29 | 98.2 | 58 | 64 | 119 | - | 5-1 | 4.97 | 54.1 | 30 | 31 | 57 | - | 4-4 | 5.77 | 43.2 | 28 | 31 | 49 | - | 27-27 | 5.48 | 435.1 | 265 | 289 | 495 |
| TOTALS | 54 | 28-30 | 5.45 | 483.2 | 293 | 267 | 494 | 23 | 11-6 | 4.62 | 204.1 | 105 | 115 | 213 | 12 | 6-6 | 6.99 | 103.0 | 80 | 58 | 100 | 12 | 5-5 | 4.04 | 98.0 | 44 | 49 | 81 | 101 | 50-51 | 5.28 | 889.0 | 522 | 489 | 888 |
| | CS/ATT | | 16/73 | | PCT | 21.92% | | CS/ATT | | 5/29 | | PCT | 17.24% | | CS/ATT | | 3/10 | | PCT | 30.00% | | CS/ATT | | 4/13 | | PCT | 30.8% | | CS/ATT | | 28/125 | | PCT | 22.4% | |

PLAYER

19 CJ ALEXANDER

INFIELDER • L/L • 6'3" • 215 • 7/17/1996 (27)
Traded from Atlanta – 7/1/2022
Drafted by Atlanta – 2018, 20th Round
Born: Merrillville, Indiana • Resides: Surprise, Arizona

3 TUCKER BRADLEY

OUTFIELDER • L/L • 6'0" • 195 • 5/6/1998 (25)
Signed 6/23/2020 as an Undrafted Free Agent (Georgia)
Born/Resides: Chickamauga, Georgia

60 JOSÉ BRICEÑO

CATCHER • R/R • 6'3" • 230 • 9/19/1993 (29)
Signed 7/18/2023 as a Minor League Free Agent
Originally signed 4/29/2017 with Colorado (Int'l. F.A.)
Born: Caracas, Venezuela • Resides: Mesa, Arizona

17 ANGELO CASTELLANO

INFIELDER • R/R • 6'0" • 165 • 1/13/1995 (28)
Signed 7/16/2021 as an International Free Agent
Born/Resides: San Diego, Venezuela

6 CLAY DUNGAN

INFIELDER • L/R • 6'1" • 195 • 6/2/1996 (27)
2019 MLB Draft – Round 9 (Indiana State)
Born: Muncie, Indiana • Resides: Alexandria, Indiana

24 NATE EATON

INFIELDER/OUTFIELDER • R/R • 5'11" • 200 • 12/22/1996 (26)
2018 MLB Draft – Round 2 (VMI)
Born/Resides: Chester, Virginia

28 TYLER GENTRY

OUTFIELDER • R/R • 6'2" • 215 • 2/1/1999 (24)
2020 MLB Draft – Round 3 (Alabama)
Born: Memphis, Tenn. • Resides: Arlington, Tenn.

11 ADEINY HECHAVARRÍA

INFIELDER • R/R • 6'0" • 195 • 4/15/1989 (34)
Signed 6/16/2020 as a Minor League Free Agent
Originally signed 4/3/2010 with Toronto (Int'l. F.A.)
Born: Santiago De Cuba, Cuba • Resides: Weston, Florida

18 BREWER HICKLEN

OUTFIELDER • R/R • 6'2" • 220 • 2/9/1996 (27)
2017 MLB Draft – Round 7 (Alabama at Birmingham)
Born/Resides: Huntsville, Alabama

13 NICK LOFTIN

INFIELDER • R/R • 6'1" • 200 • 9/25/1998 (24)
2020 MLB Draft – Round 13/2nd Overall (Baylor)
Born: Corpus Christi, Texas • Resides: Surprise, Ariz.

34 DEVIN MANN

INFIELDER • R/R • 6'3" • 210 • 2/1/1997 (26)
Traded from Los Angeles (NL) – 8/1/2023
Drafted by Los Angeles (NL) – 2018, 35th Round (Louisville)
Born/Resides: Columbus, Indiana

14 LOGAN PORTER

CATCHER/INFIELDER • R/R • 6'0" • 200 • 7/12/1995 (28)
Signed 6/21/2018 as an Undrafted Free Agent (Dixie State)
Born: Phoenix, Arizona • Resides: Surprise, Arizona

7 JOHN RAVE

OUTFIELDER • L/L • 6'0" • 200 • 12/30/1997 (25)
2019 MLB Draft – Round 5 (Illinois State)
Born: Canton, Illinois • Resides: Bloomington, Illinois

21 NELSON VELÁZQUEZ

OUTFIELDER • R/R • 6'3" • 225 • 12/26/1998 (24)
Traded from Chicago (NL) – 7/31/2023
Drafted by Chicago (NL) – 2017, 5th Round (P.J. Education HS)
Born/Resides: Carolina, Puerto Rico

QUICK NOTES

- 2023: Hit .391 with a 1.245 OPS in 17 Cactus League games for KC, opened the regular season with OMA, played 44 games but placed on the Injured List 6/11, activated 7/14 ... hit .412 on rehab in 6 games with the ACL Royals, 4 HR, 15 RBI and 1.835 OPS ... leads Omaha with 11 HR despite missing a month.
- 2022: Began year with Mississippi Braves (AA) in the Southern League, traded with 2 players to KC from Atlanta on 7/11, assigned to NW Arkansas ... in 114 total games, tied 6th in Double-A in RBI (87), tied 10th in HR (25) ... set career highs in games played, 2B (18), HR, RBI and SB (19). Double-A leader in Avg. in RBI (29), tied 1st in league in HR (8).
- 2018-21: Played 182 games in the Braves' system, between R, A+, A and AA ... slashed .229/.310/.374 (144-for-628) with 14 HR and 66 RBI ... began and ended 2019 in Double-A with Mississippi, spent July in High-A with the Florida Fire Frogs ... played 87 games in Double-A with league-champion Mississippi in 2021.
- MISC: Brother Blaze is prospect in the Diamondbacks system, a 2022 Texas League Postseason All-Star with Amarillo, added to the D-backs' 40-man roster in November 2022.

HIT STREAK:

ON-BASE BASE STREAK:

- Ranked by MLB Pipeline as the No. 28 Royals prospect
- 2023: Has hits in 41 of 41 games (66%), after collecting hits in just 10 of his first 24 (42%) ... hit pinch-hit 2-run double in win on 4/14 and had 3 RBI off the bench in comeback win, Omaha's 1st of 2 pinch hits this year ... 3-for-3, 2 RBI on his birthday, 5/6 vs. LOU ... hit .367 with a 1.006 OPS over 17 games in June.
- 2022: Spent the entire season with NW Arkansas (AA) and reached base in 90 of 109 games (82.57%), reached base multiple times in team-best 56 games ... 1st on team with 33 multi-hit games ... hit two grand slams, on 4/23 @ FRI & 5/12 vs. WCH ... reached base at least twice in seven straight games from 7/26 to 8/2.
- 2021: Began his professional career splitting the year between Columbia (A) and Quad Cities (A+), .380 OBP ranked fourth among qualified Royals Minor Leaguers.

HIT STREAK:

ON-BASE BASE STREAK:

- 2023: Opened the season in NW Arkansas (AA) and appeared in 15 games for the Naturals (11 starts at catcher) and hit .246 (16-for-65) with 3 2B and 7 RBI ... on the injured list from 4/30 to 5/16 and again from 5/24 to 6/9 ... assigned to Triple-A on 6/16, has played in 13 of Omaha's 37 games since.
- 2022: Began the season with the Lexington Legends in the independent Atlantic League and appeared in 26 games before signing with Kansas City on May 23 and reporting to Omaha (AAA), where he finished the season, slashing .252/.298/.405 (33-for-133) over 37 games the Storm Chasers (34 starts at catcher).
- 2016 to 2020: Played 5 seasons in the Angels system, beginning in High-A in 2016 before making his MLB debut in 2018 ... played 46 Major League games with the Angels in 2018 and hit .239 (28-for-117), made his debut on May 26 at Yankee Stadium, went 2-for-4 with 1 homer and 2 RBI ... played 2 games with the Angels in 2020.
- 2010 to 2015: Played 5 seasons in the Rockies system and reached Low-A ... traded to Atlanta in Jan. 2015 and spent the year in High-A, traded to the Angels in Nov. 2015.

HIT STREAK:

ON-BASE BASE STREAK:

- 2023: Has hits in 42 of 73 games ... has at least 7 starts at all 4 infield positions: 1B (10), 2B (7), 3B (8) and SS (44) ... this season in his 13th in the Royals system, all in the minors, with 877 games played (213 in Triple-A) ... hit team-best .370 in July with 1.094 OPS, 5 multi-hit games in first 9 of the month.
- 2022: In his 11th year as a member of the Royals' organization, began the year with Omaha, but assigned to NW Arkansas (AA) on 8/9 and finished the season with the Naturals ... over 59 games with the Storm Chasers, slashed .218/.318/.316 (38-for-174) while playing six different positions (1B, 2B, 3B, SS, LF & RF) ... made at least 10 starts at each SS (150.2 innings), 3B (121.0 innings) and 1B (115.0 innings) ... snapped 0-for-27 stretch with Naturals on 8/21 vs. San Antonio ... 15-for-67 over last 20 games after hitless streak ended ... played 800th MLB game (all in Royals system) on 9/15 vs. Frisco, entered as defensive replacement.
- 2011-2023: Played 803 games in the Royals' minor league system, slashing .232/.311/.312 (606-for-2610), with 29 HR and 271 RBI ... 2013 Dominican Royals Player of the Year ... 143 games with Omaha between 2021 and 2023, hitting .226 over 80 games in 2021 after an early-season promotion from Double-A.

HIT STREAK:

ON-BASE BASE STREAK:

- 2023: Opened the season on the injured list (right hamate fracture he suffered in Spring Training), activated from the IL on 5/4 and made his season debut 5/5 ... first hit of the season was a HR in the 3rd inning on 5/9 @ SWB, hasn't hit one since (178 PA) ... has made starts at 2B (17), SS (9) & 3B (15) this year.
- 2022: Spent the entire season with Omaha and tied for 1st on the team in triples (4), while ranking 2nd in games played (127), plate appearances (515) and runs (64), 3rd in doubles (22), total bases (151), stolen bases (17) and walks (47), 4th in hits (94) and 5th in RBI (52) ... made starts at a career-high six positions for the Chasers, including 2B, 6B (2), 3B (40), SS (6) and his first professional appearances in the outfield: in LF (13 G), CF (1 G) and RF (2 G).
- 2021: Spent the entire season with NW Arkansas (AA), playing in 108 of the team's 119 regular season games, including 104 starts as the leadoff hitter ... led the Naturals in games played, at-bats (444), runs scored (74) and hits (128) ... led off the game with a hit 32 times, including 10 of his last 19 regular season games.

HIT STREAK:

ON-BASE BASE STREAK:

- 2023: Made his first Opening Day roster with Royals, but has hit .075 (4-for-53) in 28 games over 4 stints with KC ... on his 4th stint with Omaha (4/24-5/5, 5/25-6/9, 6/16-6/23 & 6/26-pres.) ... threw a scoreless inning 4/10 @ TEX, 2 hits and 1 strikeout, fastball sat 91-95 ... after opening 0-for-25 with KC, hits in first 2 AB's with OMA, HR in first AB 4/27 @ NAS ... homered in first AB back 6/17 vs. COL ... has hits in 29 of 49 games with Omaha, with 14 multi-hit games.
- 2022: Split time in the Minor Leagues between NW Arkansas (AA) and Omaha (AAA) but also appeared in 44 games with Kansas City over three separate stints with the Royals: 7/14-7/17, 8/4-22 and 9/1 through the end of the regular season ... opened the year in Double-A and made his MLB debut July 14 ... led the majors with a 98.1 mph arm strength for the 2nd straight year, saw time at five positions in the minors (SS, 3B, LF, CF and RF), played in the OF for 27 of his first 29 games, then played 3B for 12 of his last 15 games.
- 2021: Began the season with Quad Cities (A+) and played 70 games for the River Bandits, led the team in stolen bases (23) and played in the Arizona Fall League.

HIT STREAK:

ON-BASE BASE STREAK:

- Ranked by MLB Pipeline as the No. 6 Royals prospect ... Ranked by Baseball America as the No. 7 Royals prospect
- 2023: Has reached base in 74 of 90 games this season ... 1st on team with 55 RBI, 22 doubles, 34 extra base hit & 138 total bases ... 2nd with 81 hits, 54 walks & 48 runs ... 82 starts in RF are the most of any Storm Chaser at a single defensive position ... hit .281 (27-for-97) with a .769 OPS in 24 May games after hitting 198 (17-for-86) with a .667 OPS in April, then just .207 (18-for-87) with a .675 OPS in June.
- 2022: Named Kansas City's George Brett Award inner (top position player in the organization) and NW Arkansas (AA) ... began season in Quad Cities (A+), assigned to NW Arkansas 6/14 ... ranked 8th in MLB in batting average (.326) ... Royals' top leader in AVG (.326), SLG (.542) and OPS (.964), 2nd in OBP (.422) ... drove in at least one run in 36 of 73 games since joining the Nationals, reached base in 64 of 73 games (87.6%) ... reached in 28 straight games: 7/30 to 9/3, with 485 OBP.
- 2021: Spent his first pro season in Quad Cities (A+), played everyday for the first two months of the season ... placed on the 7-day injured list on 7/14 and then the 60-day IL 8/2.

HIT STREAK:

ON-BASE BASE STREAK:

- 2023: Signed with Atlanta on 1/30, went 1-for-11 in Spring Training and was released 3/22 ... on 4/11, signed with the Long Island Ducks in the independent Atlantic League, appeared in 38 games and hit .297 (43-for-145) with 7 HR and 34 RBI, signed with Kansas City on June 16 and assigned to Omaha ... first OMA HR was 4th inning grand slam on 6/22 @ ROC ... has 19 RBI in 31 games with Omaha ... hit into a triple play, 7/9 @ GWN.
- 2021-2022: Signed with the Chiba Lotte Marines of Nippon Professional Baseball in December 2020 and played 155 NPB games over the 2021 and 2022 seasons, with a .213 average (.96-for-450) ... hit 24 doubles and 6 homers with 44 RBI over his two seasons (79 games in 2021, 76 in 2022) ... also played 32 games in the Eastern League (minor league).
- MLB Experience: Between 2012 and 2020, has appeared in 922 Major League games over parts of 9 seasons Toronto (2012), Miami (2013-17), Tampa Bay (2017-18), Pittsburgh (2018), New York, AL (2018), New York, NL (2019) and Atlanta (2019-20) ... is a career .253 hitter with a .641 OPS ... has started 75 games at SS (677.2 innings).

HIT STREAK: 5 Games (7/29 to 8/3), 253 (6-for-19), 1 2B, 1 HR

ON-BASE BASE STREAK: 4 Games (7/29 to 8/2), 600 (6-for-10), 6 BB, 1 HR

- 2023: Began the season on the 7-day Injured list (right elbow strain) and activated 4/25, missed the first 19 games of the season ... has hits in 19 of his last 24 games with 13 XBH ... has played in 57 of Omaha's 81 games since he activated (70%), with team-leading 34 starts at DH ... has hit 1st in the lineup 9 times after doing so 7 times in the last 3 seasons ... did not play in the field between 6/10 and 7/18, exclusively DH'd.
- 2022: Played in 130 games for Omaha (AAA) and was named the Royals Triple-A Player of the Year but also appeared in six games with Kansas City over two separate stints with the Royals: May 26-30 and July 14-17 ... contract was selected by KC May 26 and made his major league debut that night in Minnesota, starting in CF ... reached base in 34 straight games between 7/26 and 9/2 ... set career highs in 2B (30), HR (28), RBI (85) and R (85) ... finished just two homers shy of a 30/30/30 season (HR/SB/2B).
- 2021: Spent the entire year with NW Arkansas (AA), led all Double-A hitters with 40 steals, tied 13th in all of the minors ... homered twice in the AA-Central Championship Series.

HIT STREAK: 2 Games (7/26 to 7/0), 286 (2-for-7), 1 2B, 1 HR

ON-BASE BASE STREAK: 8 Games (7/7 to 7/30), 286 (8-for-28), 2 BB, 1 HBP

- Ranked by MLB Pipeline as the No. 3 Royals prospect ... Ranked by Baseball America as the No. 4 Royals prospect
- 2023: Opened the season with Omaha and played 44 games before being placed on the Injured List 6/1, activated 7/14 ... hit .471 with a 1.321 OPS over 6 rehab games with the ACL Royals ... hit safely in his last 12 games, reached in 16 straight before going on the IL, with 27 RBI over 23 games in May ... hit .341 with a .991 OPS in May after hitting .220 with a .646 OPS in April.
- 2022: Began the season in NW Arkansas (AA) and reached in 76 of 88 games ... played at least 3 games at 5 positions with the Naturals (2B, 3B, SS, LF, CF) ... called up to Omaha on 8/9 and played 38 games for the Storm Chasers, slashed .216/.280/.359 (33-for-153) with 5 HR and 19 RBI.
- 2021: Spent his first pro season with Quad Cities (A+), won the High-A East Central batting title with a .289 average hit for the cycle on 8/1, going 5-for-6 with a walk-off HR.

HIT STREAK:

ON-BASE BASE STREAK:

- Ranked by MLB Pipeline as the No. 26 Royals prospect
- 2023: Opened the season with Oklahoma City (AAA) and played 89 games for the OKC Dodgers, slashing .307/.402/.541 (101-for-329, .943 OPS) with 33 doubles, 14 home runs and 50 walks ... made at least 7 starts at 5 positions: 1B (20), 2B (17), 3B (29), SS (7) & LF (9) ... traded to KC on 8/1 as part of the package for LHP Ryan Yarbrough, assigned to Omaha ... leads Triple-A hitters with 33 doubles, tied 1st with 48 XBH, tied 8th with 71 RBI.
- 2022: Split his year between Tulsa (AA) and Oklahoma City (AAA), earned his first promotion to Triple-A on 8/2 ... slashed .267/.384/.469/.853 in 74 games with Tulsa, with 11 HR and 35 RBI ... with OKC, slashed .258/.372/.455/.827 over 44 games with 5 HR ... played at least 5 games at each infield position, including SS for the first time in his pro career.
- 2021: Played the entire season with Tulsa (AA) and slashed .244/.350/.436/.786 over 110 games, with 14 HR ... hit two homers in 3 straight games @ Amarillo, 9/9, 9/10 & 9/11.

HIT STREAK:

ON-BASE BASE STREAK:

- 2023: Reached base in 30 straight games between 5/24 and 7/5, hit .302 with .433 OBP ... 6 HR in 17 games in April, then 1 in the next 47 games and 3 in 6 games from 7/5 to 7/15 ... has reached base in 69 of 83 games played with hits in 53 of 83 games ... has 31 walks in his last 43 games after drawing 15 walks in his first 41 games ... hit the 3rd two-HR game of his career on 4/5 vs. Toledo ... has played 45 of Omaha's 50 games since June 1, with 41 starts at C (32) & 1B (9).
- 2022: Began the season in NW Arkansas (AA) and reached in 66 of 77 games, reached multiple times in 49 games ... assigned to Omaha (AAA) on 8/9 and finished season
- MLB in ON-BASE PERCENTAGE (.442) ... combining his AA & AAA numbers, was the Royals system leader in OBP (.442), 2nd in OPS (.918), 3rd in batting average (.301)
- 2021: Spent the season with Quad Cities (A+) and slashed .247/.368/.451 (62-for-257) in 77 games with Omaha ... named a High-A Central post-season All-Star at catcher.
- MISC: Grew up down the street from Surprise Stadium, was a dabbler for the AZL Royals the summer of 2011 while in high school, also caught bullpens for the team.

HIT STREAK:

ON-BASE BASE STREAK:

- 2023: Reached base in 31 straight games between 5/31 and 7/14 between AAA & AAA ... opened the year with NWA, played 54 games for the Naturals, with 5 HR, 24 RBI & team-leading 34 BB ... made 40 of 53 starts in CF ... hit 3 HR on 4/18 vs. Amarillo with 6 RBI ... transferred to Omaha on 6/13, has hits in 25 of 37 games with the Chasers, with 37 H (13 XBH), 22 RBI & 23 BB since he joined the team ... hit safely in first 9 games ... drove in 8 runs in series vs. COL (6-for-6/18).
- 2022: Spent most of the season with NW Arkansas (AA), played 111 games with the Naturals, also appeared in 11 games with Omaha across two stints (5/25-6/4 & 7/12-7/19) ... slashed .195/.233/.390 (8-for-41) over 11 games for the Chasers, including 2 HR, 4 RBI game on 7/17 @ Rochester ... played 18 games for Surprise in the Arizona Fall League.
- 2021: Spent the season with Quad Cities (A+) and appeared in 77 games for the High-A Central Champion River Bandits ... named an All-American Organization All-Star in the outfield for Kansas City and slashed .252/.352/.453 (70-for-278) ... hit 14 homers and stole 13 bases, making him one of five 13-13 players in the system in 2021.

HIT STREAK:

ON-BASE BASE STREAK:

- 2023: Represented Puerto Rico in the World Baseball Classic, went 1-for-5 (.200) with one run ... opened the season with Iowa (AAA) but appeared in 13 games for the Chicago Cubs, slashing .241/.313/.621 with 5 of his 7 hits going for extra bases (3 HR) ... in 74 games with the L-Cubs, hit .253 (74-for-292) with 15 2B, 16 HR, 75B and an .803 OPS ... traded to KC 7/31 in exchange for RHP Jose Cuas, optioned to Omaha.
- 2022: Opened the year with Tennessee (AA) and hit .288 with 9 HR in 22 games, assigned to Iowa (AAA) May 9 and recalled to Chicago May 30 and made his MLB debut that day in a double-header, optioned back to Iowa the next day ... recalled to Chicago June 20 where he remained ... hit .205 with 16 XBH & 26 HR in 77 games with the Cubs.
- 2021: Split the year between South Bend (A+) and Tennessee (AA), led Cubs minor leaguers with 73 RBI, 45 XBH & 191 TB, while 20 HR and 104 H ranked 2nd ... named the 2021 Arizona Fall League MVP with the Mesa Solar Sox, helping the club to the AFL title with a league-best 9 HR, 1.191 OPS and 74 TBD in 26 games for the Solar Sox.

HIT STREAK:

ON-BASE BASE STREAK:

CAREER HIGHS

| | | |
|-----|----|-------------------------------------|
| H | 3 | (18x) Last: 7/6/23 @ ACL Cubs |
| R | 4 | 8/17/22 vs. San Antonio |
| HR | 2 | (5x) Last: 8/11/22 @ Arkansas |
| RBI | 7 | 7/6/23 @ ACL Cubs |
| BB | 3 | (3x) Last: 7/6/23 @ ACL Cubs |
| SB | 2x | (2x) Last: 5/26/22 @ Pensacola |
| H | 3 | (18x) Last: 5/6/23 vs. Louisville |
| R | 3 | (6x) Last: 4/8/23 vs. Toledo |
| HR | 2 | 8/10/21 vs. Beloit |
| RBI | 5 | 6/24/21 @ Beloit |
| BB | 3 | (3x) Last: 9/3/22 @ Tulsa |
| SB | 3 | 7/9/22 vs. Tulsa |
| H | 4 | (7x) Last: 4/4/19 @ Albuquerque |
| R | 4 | (2x) Last: 7/1/13 vs. Orem |
| HR | 3 | 6/28/13 vs. Orem |
| RBI | 7 | 6/28/13 vs. Orem |
| BB | 3 | 7/18/11 @ DSL Padres |
| SB | 3 | 6/21/10 vs. DSL Diamondbacks |
| H | 4 | (5x) Last: 8/18/17 vs. Asheville |
| R | 4 | 6/26/16 @ Grand Junction |
| HR | 2 | 7/19/19 @ Amarillo |
| RBI | 5 | 7/17/22 @ Rochester |
| BB | 3 | (6x) Last: 6/17/23 vs. Columbus |
| SB | 2 | (2x) Last: 6/6/23 @ Indianapolis |
| H | 6 | 6/23/19 vs. Billings |
| R | 4 | 9/3/19 vs. Missoula |
| HR | 2 | 6/26/22 vs. Columbus |
| RBI | 4 | (3x) Last: 6/28/22 @ St. Paul |
| BB | 3 | (2x) Last: 6/20/23 @ Rochester |
| SB | 3 | (2x) Last: 8/8/21 @ Arkansas |
| H | 4 | (8x) Last: 9/3/22 @ DETROIT |
| R | 3 | (21x) Last: 6/17/23 vs. Columbus |
| HR | 2 | (3x) Last: 6/17/23 vs. Columbus |
| RBI | 4 | (6x) Last: 6/22/22 vs. Columbus |
| BB | 4 | 7/29/18 @ Ogden |
| SB | 3 | (2x) Last: 5/26/23 @ St. Paul |
| H | 4 | (3x) Last: 7/29/30 @ Columbus |
| R | 4 | (2x) Last: 7/17/22 @ Corpus Christi |
| HR | 2 | (2x) Last: 6/29/22 @ Amarillo |
| RBI | 6 | 6/2/21 vs. Beloit |
| BB | 3 | (7x) Last: 7/22/23 vs. St. Paul |
| SB | 1 | (19x) Last: 6/28/23 vs. Iowa |
| H | 4 | (11x) Last: 4/25/19 vs. Buffalo |
| R | 4 | (2x) Last: 8/5/11 @ Bowie |
| HR | 2 | (2x) Last: 9/29/19 @ NEW YORK (NL) |
| RBI | 7 | 5/5/13 @ PHILADELPHIA |
| BB | 3 | (3x) Last: 8/3/12 @ Albuquerque |
| SB | 2 | (3x) Last: 4/29/12 vs. Tacoma |
| H | 4 | (4x) Last: 5/25/22 @ Louisville |
| R | 4 | 8/21/19 vs. Salem |
| HR | 3 | 8/22/19 vs. Salem |
| RBI | 5 | (2x) Last: 8/24/21 vs. Springfield |
| BB | 3 | (3x) Last: 6/20/19 vs. Frederick |
| SB | 3 | (5x) Last: 4/22/22 @ Memphis |
| H | 5 | 8/1/21 vs. South Bend |
| R | 4 | (3x) Last: 7/6/23 @ ACL Cubs |
| HR | 1 | (39x) Last: 7/30/23 @ Columbus |
| RBI | 5 | 4/22/22 @ Frisco |
| BB | 3 | (4x) Last: 8/5/22 vs. Tulsa |
| SB | 2 | (2x) Last: 6/10/22 @ Tulsa |
| H | 4 | (3x) Last: 5/16/19 @ Lancaster |
| R | 4 | 9/11/22 vs. Tacoma |
| HR | 2 | (6x) Last: 6/17/23 vs. Salt Lake |
| RBI | 5 | (3x) Last: 6/17/23 vs. Salt Lake |
| BB | 3 | (5x) Last: 7/19/23 vs. El Paso |
| SB | 2 | 9/10/21 @ Amarillo |
| H | 4 | 8/6/19 @ Johnson City |
| R | 3 | (5x) Last: 7/15/23 vs. Indianapolis |
| HR | 2 | (3x) Last: 4/5/23 vs. Toledo |
| RBI | 4 | (2x) Last: 8/10/21 vs. Beloit |
| BB | 3 | (8x) Last: 6/14/23 vs. Columbus |
| SB | 1 | (2x) Last: 6/18/23 vs. Columbus |
| H | 4 | (4x) Last: 6/18/23 vs. Columbus |
| R | 5 | 4/18/23 vs. Amarillo |
| HR | 3 | 4/18/23 vs. Amarillo |
| RBI | 6 | 4/18/23 vs. Amarillo |
| BB | 3 | (3x) Last: 9/10/22 @ Wichita |
| SB | 3 | 8/22/21 @ South Bend |
| H | 4 | (4x) Last: 4/20/22 vs. Rocket City |
| R | 4 | 7/21/23 vs. Indianapolis |
| HR | 2 | (8x) Last: 7/21/23 vs. Indianapolis |
| RBI | 5 | (5x) Last: 7/22/22 @ PHILADELPHIA |
| BB | 3 | (2x) Last: 4/28/22 @ Chattanooga |
| SB | 2 | (6x) Last: 5/14/23 vs. Toledo |

| SO NICE, THEY DID IT TWICE (OR MORE) | MULTI-HIT GAMES | | | | | MULTI-RUN GAMES | | | | | MULTI-RBI GAMES | | | | | MULTI-BB GAMES | | | | | MULTI-K GAMES | | | | | MULTI-SB GAMES | | | | |
|---|-----------------|----|----|----|-----|-----------------|----|---|----|-----|-----------------|----|---|----|-----|----------------|----|---|----|----|---------------|----|---|----|-----|----------------|---|---|----|----|
| | 2 | 3 | 4 | 5+ | T | 2 | 3 | 4 | 5+ | T | 2 | 3 | 4 | 5+ | T | 2 | 3 | 4 | 5+ | T | 2 | 3 | 4 | 5+ | T | 2 | 3 | 4 | 5+ | T |
| 19 Alexander, CJ | 6 | 3 | - | - | 9 | 7 | 1 | - | - | 8 | 4 | 1 | 1 | - | 6 | 2 | - | - | - | 2 | 17 | 2 | - | - | 19 | - | - | - | - | - |
| 3 Bradley, Tucker | 13 | 2 | - | - | 15 | 6 | 1 | - | - | 7 | 4 | 4 | - | - | 8 | 7 | - | - | - | 7 | 6 | - | 1 | - | 7 | 4 | - | - | - | 4 |
| 60 Briceño, José | 1 | - | - | - | 1 | - | - | - | - | - | - | - | - | - | - | - | - | - | - | - | 1 | 1 | - | - | 2 | - | - | - | - | - |
| 17 Castellano, Angelo | 9 | 3 | - | - | 12 | 7 | - | - | - | 7 | 7 | 2 | - | - | 9 | 5 | 2 | - | - | 7 | 8 | 1 | - | - | 9 | 1 | - | - | - | 1 |
| 6 Dungan, Clay | 5 | 2 | - | - | 7 | 2 | 1 | - | - | 3 | 2 | 1 | - | - | 3 | 4 | 1 | - | - | 5 | 5 | - | - | - | 5 | 1 | - | - | - | 1 |
| 24 Eaton, Nate | 12 | 3 | - | - | 15 | 3 | 2 | - | - | 5 | 6 | - | - | - | 6 | 1 | - | - | - | 1 | 10 | 2 | - | - | 12 | 1 | 1 | - | - | 2 |
| 28 Gentry, Tyler | 18 | 1 | 2 | - | 21 | 3 | 3 | - | - | 6 | 6 | 4 | 1 | 1 | 12 | 9 | 2 | - | - | 11 | 13 | 8 | - | - | 21 | - | - | - | - | - |
| 11 Hechavarria, Adeiny | 3 | 1 | - | - | 4 | 1 | - | - | - | 1 | 1 | 1 | 1 | - | 3 | 1 | - | - | - | 1 | 3 | 1 | - | - | 4 | - | - | - | - | - |
| 18 Hicklen, Brewer | 8 | 2 | - | - | 10 | 10 | 1 | - | - | 11 | 4 | 2 | - | - | 6 | 4 | - | - | - | 4 | 13 | 2 | - | - | 15 | - | - | - | - | - |
| 13 Loftin, Nick | 13 | 3 | 2 | - | 18 | 4 | - | - | - | 4 | 6 | 7 | 1 | - | 14 | - | - | - | - | - | 5 | - | - | - | 5 | - | - | - | - | - |
| 34 Mann, Devin | - | - | - | - | - | - | - | - | - | - | - | - | - | - | - | - | - | - | - | - | - | - | - | - | - | - | - | - | - | - |
| 14 Porter, Logan | 15 | 3 | - | - | 18 | 6 | 1 | - | - | 7 | 10 | 1 | - | - | 11 | 7 | 4 | - | - | 11 | 15 | 7 | - | - | 22 | - | - | - | - | - |
| 7 Rave, John | 5 | 2 | 1 | - | 8 | 4 | - | - | - | 4 | 2 | 2 | - | - | 4 | 3 | 1 | - | - | 4 | 4 | 2 | 1 | - | 7 | - | - | - | - | - |
| 21 Velázquez, Nelson | - | - | - | - | - | - | - | - | - | - | - | - | - | - | - | - | - | - | - | - | 1 | - | - | - | 1 | - | - | - | - | - |
| Beatty, Matt | 4 | - | - | - | 4 | 1 | - | - | - | 1 | 2 | - | - | - | 2 | 1 | - | - | - | 1 | 1 | - | - | - | 1 | - | - | - | - | - |
| Blanco, Dairon | 10 | 6 | 1 | - | 17 | 9 | 1 | - | - | 10 | 3 | 2 | - | - | 5 | 5 | 1 | - | - | 6 | 3 | 2 | - | - | 5 | 9 | 3 | 1 | - | 13 |
| Camargo, Johan | 5 | - | - | - | 5 | - | - | - | - | - | 1 | - | - | - | - | 3 | - | - | - | 3 | 1 | - | - | - | 1 | - | - | - | - | - |
| Fermin, Freddy | 1 | 1 | 1 | - | 3 | 3 | 1 | - | - | 4 | 1 | 1 | - | 1 | 3 | 2 | 1 | - | - | 3 | 2 | - | - | - | 2 | - | - | - | - | - |
| Garcia, Maikel | 4 | 1 | - | - | 5 | 2 | - | - | - | 2 | 2 | 2 | - | - | 4 | 3 | 1 | - | - | 4 | 2 | 1 | - | - | 3 | - | - | - | - | - |
| Isbel, Kyle | 3 | - | - | - | 3 | 1 | - | - | - | 1 | 1 | 1 | - | - | 2 | 1 | - | - | - | 1 | 1 | - | - | - | 1 | - | - | - | - | - |
| Jenista, Greyson | - | - | - | - | - | - | - | - | - | - | - | - | - | - | - | - | - | - | - | - | 2 | - | - | - | 2 | - | - | - | - | - |
| Lopez, Nicky | 1 | - | - | - | 1 | - | - | - | - | - | - | - | - | - | - | 1 | - | - | - | 1 | - | - | - | - | - | - | - | - | - | - |
| Massey, Michael | - | - | - | - | - | 1 | - | - | - | 1 | - | - | - | - | - | - | - | - | - | - | 1 | - | - | - | 1 | - | - | - | - | - |
| Palacios, Jermaine | 3 | - | - | - | 3 | - | - | - | - | - | 3 | - | - | - | 3 | - | - | - | - | - | 3 | 1 | 1 | - | 5 | - | - | - | - | - |
| Pratto, Nick | - | 1 | - | - | 1 | 1 | - | - | - | 1 | 2 | - | - | - | 2 | 3 | - | - | - | 3 | 2 | 1 | - | - | 3 | - | - | - | - | - |
| Reetz, Jakson | 4 | 2 | - | - | 6 | - | - | - | - | - | 1 | - | - | 1 | 2 | 2 | - | - | - | 2 | 5 | 2 | 1 | - | 8 | - | - | - | - | - |
| Reyes, Frammil | - | - | - | - | 1 | 1 | - | - | - | 1 | - | - | - | - | 1 | - | - | - | - | - | 1 | 1 | - | - | 2 | - | - | - | - | - |
| Taylor, Samad | 20 | 6 | - | - | 26 | 11 | 3 | - | - | 14 | 11 | 2 | - | - | 13 | 10 | 3 | 1 | - | 14 | 14 | 1 | 1 | - | 16 | 4 | 2 | 2 | - | 8 |
| Wallace, Paxton | 1 | 1 | - | - | 2 | - | - | - | - | - | - | - | - | - | - | - | - | - | - | - | 1 | - | - | - | 1 | - | - | - | - | - |
| Waters, Drew | 1 | - | 3 | - | 4 | 2 | 2 | - | - | 4 | 1 | 1 | - | - | 2 | 1 | - | - | - | 1 | 1 | 2 | - | - | 3 | - | - | - | - | - |
| | 166 | 43 | 10 | 0 | 219 | 85 | 17 | 0 | 0 | 102 | 81 | 34 | 4 | 3 | 122 | 75 | 16 | 1 | 0 | 92 | 139 | 39 | 5 | 0 | 183 | 20 | 6 | 3 | 0 | 29 |

HITTING STREAKS

| PLAYER | CURRENT | LONGEST | DATES/RESULTS | | | | | | | |
|------------------------|---------|---------|---------------|------|--------------|----|----|----|-----|-------|
| | | | START | END | AVG | 2B | 3B | HR | RBI | OPS |
| 19 Alexander, CJ | - | 5 | 4/29 | 5/6 | .278 (5-18) | 1 | 0 | 0 | 3 | .611 |
| 3 Bradley, Tucker | - | 6 (3x) | 7/5 | 7/18 | .348 (8-23) | 3 | 1 | 1 | 2 | 1.096 |
| 60 Briceño, José | - | 2 (2x) | 6/30 | 7/2 | .286 (2-7) | 0 | 0 | 0 | 1 | .661 |
| 17 Castellano, Angelo | - | 3 (4x) | 7/4 | 7/6 | .545 (6-11) | 2 | 1 | 0 | 2 | 1.454 |
| 6 Dungan, Clay | - | 9 | 7/14 | 7/30 | .344 (11-32) | 3 | 1 | 0 | 3 | .917 |
| 24 Eaton, Nate | - | 7 | 5/28 | 6/4 | .345 (10-29) | 1 | 1 | 1 | 2 | .939 |
| 28 Gentry, Tyler | - | 5 | 4/5 | 4/9 | .350 (7-20) | 1 | 0 | 1 | 6 | .967 |
| 11 Hechavarria, Adeiny | 5 | 5 | 7/29 | 8/3 | .263 (5-19) | 1 | 0 | 1 | 4 | .807 |
| 18 Hicklen, Brewer | 2 | 8 | 6/13 | 6/22 | .375 (12-32) | 4 | 0 | 1 | 6 | 1.023 |
| 13 Loftin, Nick | - | 12 | 5/16 | 5/30 | .417 (20-48) | 4 | 0 | 3 | 18 | 1.170 |
| 34 Mann, Devin | - | - | - | - | - | - | - | - | - | - |
| 14 Porter, Logan | - | 9 | 6/20 | 7/2 | .387 (12-31) | 2 | 0 | 0 | 8 | .965 |
| 7 Rave, John | - | 9 | 6/13 | 6/25 | .406 (13-32) | 4 | 1 | 2 | 10 | 1.255 |
| 21 Velázquez, Nelson | - | - | - | - | - | - | - | - | - | - |

BOLD indicates longest streak in 2023 among active players

Italics indicates longest personal streak is active

ON-BASE STREAKS

| CURRENT | LONGEST | DATES/RESULTS | | | | | | | |
|---------|---------|---------------|------|---------------|----|----|----|-----|------|
| | | START | END | AVG | 2B | HR | BB | HBP | OBP |
| - | 7 | 5/11 | 5/19 | .250 (7-28) | 2 | 3 | 3 | 0 | .313 |
| - | 9 | 5/21 | 6/10 | .344 (11-32) | 3 | 1 | 7 | 0 | .450 |
| - | 5 | 6/18 | 7/2 | .235 (4-17) | 0 | 0 | 2 | 1 | .350 |
| - | 11 | 7/4 | 7/29 | .389 (14-36) | 4 | 1 | 6 | 0 | .476 |
| 11 | 18 | 5/28 | 6/29 | .316 (18-57) | 1 | 0 | 14 | 1 | .440 |
| - | 7 (2x) | 7/5 | 7/16 | .259 (7-27) | 1 | 2 | 3 | 0 | .323 |
| 4 | 11 | 6/7 | 6/21 | .233 (10-43) | 4 | 2 | 7 | 1 | .346 |
| 5 | 5 | 7/29 | 8/3 | .263 (5-19) | 1 | 1 | 2 | 0 | .333 |
| 8 | 16 | 6/8 | 6/30 | .317 (20-63) | 6 | 2 | 7 | 2 | .397 |
| 2 | 16 | 5/10 | 5/30 | .349 (22-63) | 5 | 3 | 10 | 0 | .427 |
| - | - | - | - | - | - | - | - | - | - |
| - | 30 | 5/24 | 7/5 | .302 (32-106) | 5 | 1 | 24 | 2 | .433 |
| 3 | 20 | 6/13 | 7/9 | .351 (26-74) | 8 | 3 | 12 | 0 | .437 |
| - | - | - | - | - | - | - | - | - | - |

Gold indicates career-best streak

PITCHES/PLATE APPEARANCE & PLATE APPEARANCE DEPTH

| PLAYER | AVG. P/PA | TOTAL PA | TOTAL P | LONGEST PA (#) | DATE | INN. | PITCHER | RESULT |
|------------------------|-----------|----------|---------|----------------|--------------|------|-------------------------|--------------------|
| 19 Alexander, CJ | 4.03 | 223 | 899 | 9 | 7/21 vs. STP | ▼ 3 | Simeon Woods Richardson | Groundout (4-3) |
| 3 Bradley, Tucker | 3.90 | 234 | 913 | 10 | 4/29 @ NAS | ▲ 3 | Robert Stock | Groundout (4-3) |
| 60 Briceño, José | 3.40 | 45 | 153 | 7 | 6/21 @ ROC | ▲ 2 | Paolo Espino | Strikeout Swinging |
| 17 Castellano, Angelo | 4.06 | 265 | 1,076 | 12 | 7/28 @ COL | ▲ 4 | Randy Labaut | Walk |
| 6 Dungan, Clay | 4.02 | 182 | 732 | 10 (2x) | 6/2 vs. MEM | ▼ 10 | Jake Walsh | Walk |
| 24 Eaton, Nate | 3.89 | 218 | 847 | 10 (2x) | 7/5 @ GWN | ▲ 9 | Roel Ramirez | Groundout (5-3) |
| 28 Gentry, Tyler | 4.20 | 413 | 1,736 | 12 | 6/7 @ IND | ▲ 9 | Cody Bolton | Walk |
| 11 Hechavarria, Adeiny | 3.65 | 121 | 442 | 10 | 7/15 vs. IND | ▼ 4 | John O'Reilly | Walk |
| 18 Hicklen, Brewer | 3.83 | 227 | 869 | 10 | 6/3 vs. MEM | ▼ 5 | Zack Thompson | Strikeout Swinging |
| 13 Loftin, Nick | 3.41 | 262 | 893 | 9 | 7/15 vs. IND | ▼ 7 | Manuel Rodriguez | Popout, P3 |
| 34 Mann, Devin | 4.00 | 4 | 16 | 7 | 8/3 @ LOU | ▲ 8 | Casey Legumina | Walk |
| 14 Porter, Logan | 4.07 | 351 | 1,429 | 9 | 6/15 vs. COL | ▼ 6 | Cade Smith | Strikeout Looking |
| 7 Rave, John | 4.25 | 161 | 685 | 8 (2x) | 7/25 @ COL | ▲ 8 | Luis Oviedo | Walk |
| 21 Velázquez, Nelson | 4.00 | 8 | 32 | 7 | 8/3 @ LOU | ▲ 6 | Randy Wynne | Single |
| | 3.95 | 2,714 | 10,722 | | | | | |

PINCH-HITTING LOG (20)

| # | DATE | INNING | PINCH HITTER | HITTING FOR | RESULT |
|-----|--------------------|--------|-------------------|--------------------|------------------------|
| 1. | 4/5 vs. Toledo | ▼ 9 | CJ Alexander | Angelo Castellano | Fielder's Choice (4-6) |
| 2. | 4/14 @ Iowa | ▲ 8 | Tucker Bradley | Angelo Castellano | 2-RBI Double |
| 3. | 4/18 vs. Gwinnett | ▼ 9 | Tucker Bradley | Angelo Castellano | Strikeout Looking |
| 4. | 4/29 @ Nashville | ▲ 8 | Logan Porter | CJ Alexander | Strikeout Swinging |
| 5. | 5/7 vs. Louisville | ▼ 9 | CJ Alexander | Angelo Castellano | Groundout (4-3) |
| 6. | 5/10 @ Scranton/WB | ▲ 8 | CJ Alexander | Angelo Castellano | Strikeout Swinging |
| 7. | 5/12 @ Scranton/WB | ▲ 8 | Brewer Hicklen | Tucker Bradley | Flyout (F9) |
| 8. | 5/20 vs. Toledo | ▼ 9 | Tucker Bradley | Angelo Castellano | Strikeout Swinging |
| 9. | 5/27 @ St. Paul | ▲ 7 | Clay Dungan | Samad Taylor | Groundout, 6-3 |
| 10. | 6/28 vs. Iowa | ▼ 9 | Paxton Wallace | Adeiny Hechavarria | Strikeout Swinging |
| 11. | 7/3 vs. Iowa | ▼ 9 | Angelo Castellano | Jermaine Palacios | Strikeout Swinging |
| 12. | 7/4 @ Gwinnett | ▲ 8 | Samad Taylor | José Briceño | Strikeout Looking |
| 13. | 7/6 @ Gwinnett | ▲ 9 | Brewer Hicklen | Angelo Castellano | Flyout (F9) |
| 14. | 7/20 vs. St. Paul | ▼ 9 | John Rave | Jermaine Palacios | Strikeout Looking |
| 15. | 7/20 vs. St. Paul | ▼ 9 | CJ Alexander | Angelo Castellano | Flyout (F7) |
| 16. | 7/21 vs. St. Paul | ▼ 8 | Nick Loftin | Tucker Bradley | Strikeout Swinging |
| 17. | 7/22 vs. St. Paul | ▼ 8 | Clay Dungan | José Briceño | RBI Single |
| 18. | 7/26 @ Columbus | ▲ 8 | Logan Porter | José Briceño | Walk |
| 19. | 7/26 @ Columbus | ▲ 8 | Tucker Bradley | Jermaine Palacios | Strikeout Swinging |
| 20. | 7/28 @ Columbus | ▲ 9 | Tucker Bradley | Matt Beatty | Flyout (F8) |

Omaha Pinch Hitters: 2-for-19, 2B, 3 RBI, 1 BB, 10 K

Most-Used Pinch Hitter:

Tucker Bradley (5x)

Most Frequently Pinch-Hit For:

Angelo Castellano (8x)

PITCH TIMER VIOLATIONS CALLED ON OMAHA HITTERS (7)

| DATE | INNING | UMPIRE | HITTER | COUNT AT CALL | BATTER RESULT (COUNT) |
|-----------------------------|--------|-------------------|------------------------|---------------|-----------------------|
| 1. April 12 @ Iowa | ▲ 9 | Tom Hanahan | Samad Taylor (1) | 0-1 | Single (0-2) |
| 2. June 3 vs. Memphis | ▼ 8 | Cody Clark | Johan Camargo (1) | 0-0 | Strikeout (0-2) |
| 3. June 6 @ Indianapolis | ▲ 1 | Lew Williams | Dairon Blanco (1) | 0-2 | Strikeout (0-3) |
| 4. June 20 @ Rochester | ▲ 9 | Steven Jaschinski | Tyler Gentry (1) | 0-0 | Strikeout (0-2) |
| 5. June 24 @ Rochester | ▲ 3 | Chris Marco | José Briceño (1) | 0-0 | Strikeout (2-2) |
| 6. June 24 @ Rochester | ▲ 8 | Chris Marco | Adeiny Hechavarria (1) | 0-0 | Walk (3-2) |
| 7. July 15 vs. Indianapolis | ▼ 1 | Austin Jones | John Rave (1) | 0-0 | Strikeout (0-2) |

PITCHING

| | |
|---------------------------|-------|
| vs. Left-Handed Starter | 13-17 |
| vs. Right-Handed Starter | 37-34 |
| WITH Left-Handed Starter | 26-25 |
| WITH Right-Handed Starter | 24-26 |
| 0-4 strikeouts | 3-2 |
| 5-9 strikeouts | 25-31 |
| 10+ strikeouts | 22-18 |
| 0 runs of support | 2-16 |
| 1-2 runs of support | 14-22 |
| 3-4 runs of support | 16-9 |
| 5-9 runs of support | 15-4 |
| 10+ runs of support | 2-0 |

SCORING

| | |
|------------------------|---------------|
| 1-Run Games | 9-15 |
| 2-Run Games | 11-5 |
| 3-4-Run Games | 15-12 |
| 5+ Run Games | 15-19 |
| Extra Innings | 2-2 |
| Shutouts | 2-1 |
| Doubleheaders | 1-1 (1 SPLIT) |
| Scoring 0-2 Runs | 2-20 |
| 3-5 Runs | 11-21 |
| 6-9 Runs | 26-9 |
| 10+ Runs | 11-1 |
| Opponent 0-2 Runs | 19-0 |
| 3-5 Runs | 19-13 |
| 6-9 Runs | 12-27 |
| 10+ Runs | 0-11 |
| Scored in 1st Inning | 23-11 |
| Opponent scored in 1st | 20-18 |
| Scores first | 31-21 |
| Opponent scores first | 19-30 |

HITTING

| | |
|-------------------------------------|-------|
| Omaha 0-5 hits | 4-17 |
| 6-9 hits | 16-20 |
| 10+ hits | 30-14 |
| Opponent 0-5 hits | 10-4 |
| 6-9 hits | 28-18 |
| 10+ hits | 12-29 |
| Out-hit opponent | 35-12 |
| Out-hit by opponent | 11-34 |
| Hits are tied | 4-5 |
| Hit 0 home runs | 15-22 |
| 1 home run | 15-20 |
| 2 home runs | 8-6 |
| 3+ home runs | 12-3 |
| Opponent hit 0 home runs | 20-8 |
| 1 home run | 17-18 |
| 2 home runs | 9-13 |
| 3+ home runs | 4-12 |
| Leave 0-5 runners on base | 11-19 |
| 6-9 on base | 29-22 |
| 10+ on base | 10-10 |
| Opponent leaves 0-5 runners on base | 9-13 |
| 6-9 on base | 25-31 |
| 10+ on base | 16-7 |
| Steals 0 bases | 13-21 |
| 1 base | 7-11 |
| 2 bases | 13-10 |
| 3+ bases | 17-9 |
| Opponent steals 0 bases | 22-20 |
| 1 base | 18-15 |
| 2 bases | 8-8 |
| 3+ bases | 2-8 |

FIELDING

| | |
|------------------------|-------|
| Turned 0 double plays | 19-20 |
| 1 double play | 20-20 |
| 2 double plays | 6-9 |
| 3+ double plays | 5-2 |
| Made 0 errors | 34-18 |
| 1 error | 11-23 |
| 2 errors | 3-5 |
| 3+ errors | 2-5 |
| Opponent made 0 errors | 23-27 |
| 1 error | 15-14 |
| 2 errors | 8-9 |
| 3+ errors | 4-1 |

TEAM HIGHS

| | | |
|--|---------------------|--|
| LONGEST WIN STREAK * | 11 Games | June 6 - June 18 |
| LONGEST LOSING STREAK | 5 Games (2x) | Last: July 2 - July 6 |
| LONGEST HOME WINNING STREAK | 6 Games | June 13 - June 18 |
| LONGEST HOME LOSING STREAK | 3 Games (3x) | Last: June 13 - June 15 |
| LONGEST ROAD WINNING STREAK | 5 Games (2x) | Last: June 6 - June 10 |
| LONGEST ROAD LOSING STREAK | 3 Games (2x) | Last: August 1 - August 3 |
| LARGEST MARGIN OF VICTORY | 11 Runs | 4/1 @ Indianapolis (12-1 Win) |
| LARGEST MARGIN OF DEFEAT | 13 Runs (2x) | Last: 5/27 @ St. Paul (14-1 Loss) |
| LONGEST GAME, INNINGS | 11 Innings | 5/11 @ Scranton/Wilkes-Barre (4-3 Win) |
| LONGEST GAME, TIME | 3:23 | 6/2 vs. Memphis (10-9 Win, 10 Innings) |
| LONGEST 9-INNING GAME, TIME | 3:17 | 6/8 @ Indianapolis (15-7 Win) |
| SHORTEST 9-INNING GAME, TIME | 2:00 | 7/18 vs. St. Paul (1-9 Win) |
| SHORTEST GAME, TIME | 1:46 | 7/2 vs. Iowa, G2 (6-2 Loss) |
| LARGEST COMEBACK WIN | 6 Runs, After 4th | 5/6 vs. Louisville (11-9 Win) |
| LARGEST MARGIN OF LEAD SURRENDERED (LOSS) | 5 Runs, After 7th | 6/4 vs. Memphis (6-5 Loss) |
| MOST ERRORS, TEAM | 3 (7x) | Last: 8/3 @ Louisville (11-2 Loss) |
| MOST ERRORS, PLAYER | 3 Angelo Castellano | 5/27 @ St. Paul (14-1 Loss) |
| LARGEST CROWD, HOME | 9,023 | 7/3 vs. Iowa (7-6 Loss) |
| LARGEST CROWD, ROAD | 11,084 | 7/25 @ Columbus (10-2 Loss) |
| WARMEST FIRST PITCH | 89 Degrees (2x) | Last: 7/23 vs. St. Paul (3-1 Win) |
| COLDEST FIRST PITCH | 35 Degrees | 4/5 vs. Toledo (7-6 Loss) |

OFFENSIVE HIGHS

| | | |
|--|----------------|---|
| MOST RUNS SCORED, GAME | 16 | 5/17 vs. Toledo (16-8 Win) |
| MOST RUNS SCORED, INNING | 10, 5th Inning | 6/8 @ Indianapolis (15-7 Win) |
| MOST CONSECUTIVE INNINGS SCORED | 5 (2x) | Last: 4th-8th Innings, 5/17 vs. Toledo (16-8 Win) |
| FEWEST HITS, GAME | 2 | 5/20 vs. Toledo (4-1 Loss) |
| MOST HITS, GAME | 18 | 5/17 vs. Toledo (16-8 Win) |
| MOST DOUBLES, GAME | 7 | 5/17 vs. Toledo (16-8 Win) |
| MOST TRIPLES, GAME | 2 (5x) | 7/6 @ Gwinnett (9-6 Loss) |
| MOST HOME RUNS, GAME | 5 | 7/30 @ Columbus (7-5 Win) |
| MOST EXTRA-BASE HITS, GAME | 10 | 5/17 vs. Toledo (16-8 Win) |
| MOST RBI, GAME | 15 (2x) | Last: 6/8 @ Indianapolis (15-7 Win) |
| MOST RUNNERS LOB, GAME | 15 | 5/16 vs. Toledo (9-2 Loss) |
| MOST TOTAL BASES, GAME | 34 | 5/17 vs. Toledo (16-8 Win) |
| MOST WALKS, GAME | 11 (2x) | Last: 6/8 @ Indianapolis (15-7 Win) |
| MOST STRIKEOUTS, GAME | 16 | 5/20 vs. Toledo (4-1 Loss) |
| FEWEST STRIKEOUTS, GAME | 3 (3x) | Last: 7/30 @ Columbus (7-5 Win) |
| MOST STOLEN BASES, GAME | 7 | 5/26 @ St. Paul (6-4 Win) |
| MOST HIT BY PITCHES | 4 | 5/6 vs. Louisville (11-9 Win) |
| MOST DOUBLE PLAYS GROUND INTO, GAME | 4 (3x) | Last: 5/28 @ St. Paul (10-6 Loss) |

INDIVIDUAL OFFENSIVE HIGHS

| | | |
|--|-------------|---|
| MOST RUNS, GAME | 3 (17x) | Last: Tyler Gentry, 7/29 @ Columbus (6-3 Loss) |
| MOST HITS, GAME | 4 (10x) | Last: Tyler Gentry, 7/29 @ Columbus (6-3 Loss) |
| MOST DOUBLES, GAME | 2 (16x) | Last: Nick Loftin, 7/27 @ Columbus (5-2 Win) |
| MOST TRIPLES, GAME | 1 (17x) | Last: Clay Dungan, 7/23 vs. St. Paul (3-1 Win) |
| MOST HOME RUNS, GAME | 2 (5x) | Last: Brewer Hicklen, 7/14 vs. Indianapolis (13-5 Loss) |
| MOST TOTAL BASES, GAME | 13 | Drew Waters, 5/21 vs. Toledo (8-4 Win) |
| MOST RBI, GAME | 6 | Freddy Fermin, 4/8 vs. Toledo (13-8 Win) |
| MOST WALKS, GAME | 4 | Samad Taylor, 7/26 @ Columbus (5-2 Win) |
| MOST STRIKEOUTS, GAME | 4 (5x) | Last: John Rave, 7/29 @ Columbus (6-3 Loss) |
| MOST STOLEN BASES, GAME ^ | 4 (3x) | Last: Samad Taylor, 7/5 @ Gwinnett (8-7 Loss, 10 Innings) |
| MOST HIT BY PITCHES, GAME | 2 (2x) | Last: Dairon Blanco, 5/25 @ St. Paul (8-6 Loss) |
| MOST SACRIFICE FLIES, GAME | 2 (2x) | Last: Samad Taylor, 4/30 @ Nashville (10-6 Win) |
| MOST DOUBLE PLAYS GROUND INTO, GAME | 2 (4x) | Last: Brewer Hicklen, 5/28 @ St. Paul (10-6 Loss) |

PITCHING HIGHS

| | | |
|---------------------------------------|---------------|---|
| MOST RUNS ALLOWED, GAME | 14 (3x) | Last: 5/27 @ St. Paul (14-1 Loss) |
| MOST RUNS ALLOWED, INNING | 9, 7th Inning | 5/28 @ St. Paul (10-6 Loss) |
| FEWEST HITS ALLOWED, GAME | 2 | 7/18 vs. St. Paul (1-9 Win) |
| MOST HITS ALLOWED, GAME | 18 | 5/9 @ Scranton/Wilkes-Barre (14-2 Loss) |
| MOST TOTAL BASES ALLOWED, GAME | 34 (2x) | Last: 5/9 @ Scranton/Wilkes-Barre (14-2 Loss) |
| FEWEST STRIKEOUTS, GAME | 3 | 4/18 vs. Gwinnett (4-1 Loss) |
| MOST STRIKEOUTS, GAME | 15 | 5/11 @ Scranton/Wilkes-Barre (11 Innings) |
| FEWEST WALKS ALLOWED, GAME | 0 (2x) | Last: 7/23 vs. St. Paul (3-1 Win) |
| MOST WALKS ALLOWED, GAME | 12 | 6/28 vs. Iowa (9-2 Loss) |
| MOST HOME RUNS ALLOWED, GAME | 6 (2x) | Last: 5/31 vs. Memphis (9-4 Loss) |
| MOST WILD PITCHES | 4 (2x) | Last: 7/19 vs. St. Paul (9-4 Loss) |
| MOST HIT BATTERS * | 5 | 7/19 vs. St. Paul (9-4 Loss) |

INDIVIDUAL PITCHING HIGHS

| | | |
|--|-----------------------|---|
| MOST RUNS ALLOWED, GAME | 11, Jonathan Heasley | 4/13 @ Iowa (14-1 Loss) |
| MOST EARNED RUNS ALLOWED, GAME ^ | 11, Jonathan Heasley | 4/13 @ Iowa (14-1 Loss) |
| FEWEST HITS ALLOWED, GAME (STARTER) | 1 (7x) | Last: Evan Sisk (2.1 IP), 8/1 @ Louisville (3-2 Loss) |
| MOST HITS ALLOWED, GAME | 11, Jonathan Heasley | 5/21 vs. Toledo (8-6 Win) |
| MOST HOME RUNS ALLOWED, GAME ^ | 5 (2x) | Last: Austin Cox, 5/31 vs. Memphis (9-4 Loss) |
| MOST STRIKEOUTS | 9, Ryan Yarbrough | 6/29 vs. Iowa (8-3 Win) |
| MOST CONSECUTIVE STRIKEOUTS | 5, Ryan Yarbrough | 6/29 vs. Iowa (8-3 Win) |
| MOST WALKS ALLOWED, GAME | 5 (4x) | Last: Drew Parrish, 8/3 @ Louisville (11-2 Loss) |
| MOST HIT BATTERS, GAME | 3, Jonah Dipoto | 7/19 vs. St. Paul (9-4 Loss) |
| MOST WILD PITCHES, GAME | 3, Jackson Kowar | 7/19 vs. St. Paul (9-4 Loss) |
| MOST INNINGS PITCHED, STARTER | 7.0, Jonathan Heasley | 4/19 vs. Gwinnett (6-2 Loss) |
| MOST PITCHES THROWN, STARTER | 104, Jonathan Heasley | 4/25 @ Nashville (8-3 Loss) |
| MOST INNINGS PITCHED, RELIEVER | 4.1 (2x) | Last: Jonathan Bowlan, 7/2 vs. Iowa, G1 (11-1 Win) |
| MOST PITCHES THROWN, RELIEVER | 94, Jonathan Bowlan | 7/2 vs. Iowa, G1 (11-1 Win) |

^ Indicates Storm Chasers Record Tied

* Indicates Storm Chasers Record Set

STATCAST LEADERS (TOP 10)

| LONGEST MEASURED HOMER DISTANCE | | | HIGHEST BATTED BALL EXIT VELOCITY | | | HIGHEST PITCH VELOCITY | | | HIGHEST PITCH SPIN RATE | | |
|---------------------------------|--|--------------|-----------------------------------|---------------------------------------|--------------|------------------------|-------------------------------------|--------------|-------------------------|--|--------------|
| Player | Distance (Pitcher) | Date | Player | Exit Velo (Batted Ball Type) | Date | Player | Pitch Velo (Pitch Result) | Date | Player | Spin Rate (Pitch Type) | Date |
| Tyler Gentry | 471 (2-Run off Connor Thomas) | 5/30 vs. MEM | CJ Alexander | 115.3 (Double vs. Reese Olson) | 4/7 vs. TOL | Will Klein | 100.7 (Richie Martin, Foul Ball) | 6/21 @ ROC | Jonah Dipoto | 3,340 (94.6MPH Sinker vs. George Valera) | 7/29 @ COL |
| Dairon Blanco | 455 (Solo off Simeon Woods Richardson) | 5/23 @ STP | Drew Waters | 111.8 (Double vs. Sam Clay) | 5/19 vs. TOL | Steven Cruz | 100.3 (Zack Collins, Called Strike) | 7/29 @ COL | Josh Dye | 3,329 (81.2MPH Changeup vs. Joe Hudson) | 4/21 vs. GWN |
| Brewer Hicklen | 443 (3-Run off Miguel Diaz) | 5/18 vs. TOL | Brewer Hicklen | 111.7 (Single vs. Kent Emanuel) | 6/9 @ IND | Steven Cruz | 100.3 (Oscar Gonzalez, Foul Ball) | 7/25 @ COL | Jon Heasley | 3,090 (93.8MPH 45-Fastball vs. Abraham Toro) | 4/30 @ NAS |
| Adair Hefner | 433 (2-Run off Peyton Battenfield) | 7/30 @ COL | Jose Briceño | 111.5 (Groundout vs. Jared Jones) | 7/16 vs. IND | Will Klein | 100.3 (Jake Slaughter, Strikeout) | 7/3 vs. IOW | Josh Staumont | 3,058 (81.0MPH Curveball vs. Miguel Andujar) | 3/31 @ IND |
| Nick Loftin | 433 (3-Run off Brent Headrick) | 5/24 @ STP | CJ Alexander | 110.6 (Lineout vs. Cody Bolton) | 6/10 @ IND | Steven Cruz | 100.2 (Brayan Rocio Foul Ball) | 7/29 @ COL | Jonah Dipoto | 3,038 (80.6MPH Slider vs. Nick Martin) | 8/2 @ LOU |
| Tyler Gentry | 431 (3-Run off Hunter Stratton) | 6/10 @ IND | Brewer Hicklen | 110.4 (Double vs. Robert Gasser) | 4/30 @ NAS | Will Klein | 100.2 (Richie Martin, Foul Ball) | 6/21 @ ROC | Jonah Dipoto | 3,028 (82.2MPH Slider vs. Vaughn Grissom) | 7/4 @ GWN |
| Brewer Hicklen | 428 (2-Run off Juan Minaya) | 7/14 vs. IND | CJ Alexander | 109.9 (Home vs. Mitch Spence) | 5/14 @ SWB | Will Klein | 100.2 (Zack Collins, Strikeout) | 6/14 vs. COL | Jonah Dipoto | 3,027 (81.0MPH Slider vs. Alejo Lopez) | 8/2 @ LOU |
| Freddy Fermin | 428 (2-Run off Ashton Goudeau) | 4/8 vs. TOL | Dairon Blanco | 109.6 (Double Play vs. Kervin Castro) | 4/7 vs. TOL | Steven Cruz | 100.0 (Brayan Rocio Foul Ball) | 7/29 @ COL | James McArthur | 3,021 (82.8MPH Curveball vs. Jhonkensy Noel) | 7/27 @ COL |
| Brewer Hicklen | 426 (Solo off Ryan Loutos) | 6/1 vs. MEM | Brewer Hicklen | 109.5 (Home vs. D.J. Snelten) | 5/14 @ SWB | Will Klein | 99.9 (Matt Mervis, Strikeout) | 7/3 vs. IOW | Jonah Dipoto | 3,010 (80.5MPH Curveball vs. Kramer Robertson) | 5/31 vs. MEM |
| Johan Camargo | 426 (Solo off Randy Dobnak) | 5/27 @ STP | Brewer Hicklen | 109.4 Groundout vs. Tyler Chatwood) | 6/10 @ IND | Steven Cruz | 99.7 (Daniel Schneemann Foul Ball) | 7/29 @ COL | Jonah Dipoto | 3,008 (80.8MPH Slider vs. Masyn Winn) | 5/31 vs. MEM |

THE LAST TIME OMAHA...

| | |
|---|--|
| THREW A PERFECT GAME..... | 6/20/1988 vs. Columbus (Luis Aquino, 2-0 win) |
| THREW A 9-INNING NO-HITTER..... | 7/13/1990 @ Iowa [G1] (Gene Walter, 3-0 win) |
| THREW A 7-INNING NO-HITTER..... | 4/17/1997 vs. Oklahoma City (Jim Converse and Allen McMill, 2-0 win) |
| THREW A COMBINED NO-HITTER..... | 8/26/2019 vs. Nashville (5-0 Win) |
| THREW A COMBINED 1-HITTER (9 Innings)..... | Pitchers: Arnaldo Hernandez (8.0 IP), Gabe Speier (1.0 IP) |
| THREW A COMBINED 1-HITTER (7 Innings)..... | 7/18/2023 vs. St. Paul (1-0 Win) |
| THREW A COMBINED 2-HITTER (9 Innings)..... | Pitchers: Anthony Veneziano (5.0 IP), James McArthur (2.2 IP) & Walter Pennington (1.1 IP) |
| THREW A COMBINED 2-HITTER (7 Innings)..... | June 7, 2017 vs. Nashville (4-0 Loss) |
| GOT NO-HIT (9 INNINGS)..... | Pitchers: Chris Smith, Sean Doolittle, Tucker Healy and Simon Castro, 6/29/2008 vs. Oklahoma [G1] (Dustin Nippert, 2-0 loss) |
| GOT NO-HIT (LESS THAN 9 INNINGS)..... | 8/15/2021 vs. Iowa (10-0 Loss) |
| GOT 1-HIT..... | 5/20/2023 vs. Toledo (4-1 Loss) |
| GOT 2-HIT..... | 7/18/2023 vs. St. Paul (1-0 Win) |
| THREW A COMBINED 9-INNING SHUTOUT..... | Pitchers: Anthony Veneziano (5.0 IP), James McArthur (2.2 IP) & Walter Pennington (1.1 IP) |
| THREW SHUTOUTS IN 3 STRAIGHT GAMES..... | 8/7/2018 vs. Salt Lake and 8/9 and 8/10/2018 @ Round Rock (5-0, 9-0, 2-0) |
| THREW BACK-TO-BACK SHUTOUTS..... | 8/9 and 8/10/2018 @ Round Rock (9-0 Win & 2-0 Win) |
| GOT SHUT OUT (9 INNINGS)..... | 4/26/2023 @ Nashville (5-0 Loss) |
| GOT SHUT OUT IN BACK-TO-BACK GAMES..... | 7/23 and 7/24/2022 vs. Iowa (10-0 Loss, 7-0 Loss) |
| GOT SHUT OUT IN 3 STRAIGHT GAMES..... | N/A (Since 2005) |
| GOT SHUT OUT (LESS THAN 9 INNINGS)..... | 5/28, 2022 @ Louisville [G2] (3-0 Loss) |
| HAD A 11-GAME WINNING STREAK..... | June 6 to June 18, 2023 |
| HAD A 10-GAME WINNING STREAK..... | June 5 to June 16, 2012 |
| HAD A 9-GAME WINNING STREAK..... | May 22 to June 1, 2021 |
| HAD A 8-GAME WINNING STREAK..... | May 23 to May 30, 2010 |
| HAD A 7-GAME WINNING STREAK..... | July 21 to July 26, 2015 |
| HAD A 6-GAME WINNING STREAK..... | August 25 to August 31, 2021 |
| LOST 10 GAMES IN A ROW..... | August 6 to August 16, 2006 |
| LOST 8 GAMES IN A ROW..... | June 6 to June 14, 2016 |
| LOST 7 GAMES IN A ROW..... | April 20 to April 28, 2019 |
| LOST 6 GAMES IN A ROW..... | May 4 to May 9, 2018 |
| STRUCK OUT 19+ OPPOSING HITTERS..... | 5/6/2021 vs. St. Paul (19) |
| STRUCK OUT 17+ OPPOSING HITTERS..... | 5/6/2021 vs. St. Paul (19) |
| STRUCK OUT 15+ OPPOSING HITTERS..... | 5/11/2023 @ Scranton/Wilkes-Barre (15) |
| STRUCK OUT 10+ OPPOSING HITTERS..... | 8/2/2023 @ Louisville (11) |
| SCORED 20+ RUNS IN ONE GAME..... | 7/4/2022 vs. Toledo (20) |
| SCORED 15+ RUNS IN ONE GAME..... | 6/8/2023 @ Indianapolis (15) |
| SCORED 10+ RUNS IN ONE GAME..... | 7/3/2023 vs. Iowa, G1 (11) |
| ALLOWED 20+ RUNS IN ONE GAME..... | 9/11/2021 @ St. Paul (21) |
| ALLOWED 15+ RUNS IN ONE GAME..... | 9/11/2022 vs. Indianapolis (19) |
| ALLOWED 10+ RUNS IN ONE GAME..... | 8/3/2023 @ Louisville (11) |
| HAD 27+ HITS IN ONE GAME..... | 7/4/2022 vs. Toledo (27) |
| HAD 25+ HITS IN ONE GAME..... | 7/4/2022 vs. Toledo (27) |
| HAD 20+ HITS IN ONE GAME..... | 7/4/2022 vs. Toledo (27) |
| HAD 15+ HITS IN ONE GAME..... | 7/3/2023 vs. Iowa, G1 (16) |
| HAD 10+ HITS IN ONE GAME..... | 7/29/2023 @ Columbus (11) |
| ALLOWED 22+ HITS IN ONE GAME..... | 8/2/2019 @ Reno (23) |
| ALLOWED 20+ HITS IN ONE GAME..... | 8/2/2019 @ Reno (23) |
| ALLOWED 15+ HITS IN ONE GAME..... | 5/27/2023 @ St. Paul (16) |
| ALLOWED 10+ HITS IN ONE GAME..... | 8/3/2023 @ Louisville (14) |
| WALKED 14+ TIMES IN ONE GAME..... | 4/14/2022 vs. Louisville (14) |
| WALKED 10+ TIMES IN ONE GAME..... | 7/26/2023 @ Columbus (10) |
| WALKED 8+ TIMES IN ONE GAME..... | 7/26/2023 @ Columbus (10) |
| ALLOWED 13+ WALKS IN ONE GAME..... | 5/8/2007 vs. Sacramento (13) |
| ALLOWED 10+ WALKS IN ONE GAME..... | 7/19/2023 vs. St. Paul (11) |
| ALLOWED 8+ WALKS IN ONE GAME..... | 8/3/2023 @ Louisville (9) |
| HIT 9+ HOME RUNS IN A GAME..... | 7/3/2022 vs. Toledo (9) |
| HIT 7+ HOME RUNS IN A GAME..... | 7/3/2022 vs. Toledo (9) |
| HIT 5+ HOME RUNS IN A GAME..... | 7/30/2023 @ Columbus (5) |
| HIT 3+ HOME RUNS IN A GAME..... | 7/30/2023 @ Columbus (5) |
| ALLOWED 7+ HOME RUNS IN A GAME..... | 9/5/2021 vs. Toledo (7) |
| ALLOWED 5+ HOME RUNS IN A GAME..... | 5/31/2023 vs. Memphis (6) |
| ALLOWED 3+ HOME RUNS IN A GAME..... | 7/28/2023 @ Columbus (4) |
| HAD 2 PLAYERS HIT 2 HOME RUNS IN A GAME..... | Nate Eaton & Roman Quinn, 7/4/2022 vs. Toledo (20-6 win) |
| HIT BACK-TO-BACK HOME RUNS..... | 4/5/2023 vs. Toledo, 6th inning (7-6 loss) |
| HIT 3 STRAIGHT HOME RUNS..... | Tyler Gentry (3-run) & Logan Porter (solo), 5/21/2021 @ Iowa, 9th Inning (9-8 loss) |
| ANDERSON MILLER (2-run), Sebastian Rivero (solo), Gabriel Cancel (solo) | |
| SCORED 10+ RUNS IN AN INNING..... | 10 Runs, 5th Inning - 6/8/2023 @ Indianapolis (15-7 win) |
| SCORED 7+ RUNS IN AN INNING..... | 7 Runs, 4th Inning - 9/17/2023 vs. Columbus (13-4 win) |
| SCORED 5+ RUNS IN AN INNING..... | 5 Runs, 5th Inning - 7/30/2023 @ Columbus (7-5 win) |
| SCORED 5+ RUNS IN AN EXTRA INNING..... | 6 Runs, 11th Inning - 8/3/2021 @ Columbus (11-7 win) |
| ALLOWED 10+ RUNS IN AN INNING..... | 10 Runs, 6th Inning - 7/16/2012 vs. Oklahoma City (16-6 loss) |
| ALLOWED 7+ RUNS IN AN INNING..... | 7 Runs, 5th Inning - 7/25/2023 @ Columbus (10-2 loss) |
| ALLOWED 5+ RUNS IN AN INNING..... | 5 Runs, 2nd Inning - 8/3/2023 @ Louisville (11-2 loss) |
| ALLOWED 5+ RUNS IN AN EXTRA INNING..... | 6 Runs, 12th Inning - 7/7/2017 vs. Colorado Springs (8-4 loss) |
| WON A GAME BY 15+ RUNS..... | 14 Runs - 7/4/2023 vs. Toledo (20-6 win) |
| WON A GAME BY 10+ RUNS..... | 10 Runs - 7/3/2023 vs. Iowa, G1 (11-1 win) |
| LOST A GAME BY 15+ RUNS..... | 16 Runs - 9/11/2022 vs. Indianapolis, (19-3 loss) |
| LOST A GAME BY 10+ RUNS..... | 13 Runs - 5/27/2023 @ St. Paul (14-1 loss) |
| SCORED 12+ RUNS IN CONSECUTIVE GAMES..... | 9/25/2021 and 9/26/2021 vs. Indianapolis (12-3 Win & 17-12 loss) |
| SCORED 10+ RUNS IN CONSECUTIVE GAMES..... | 6/26/2022 vs. Columbus & 6/28/2022 @ St. Paul (17-4 Win, 11-2 win) |
| SCORED JUST ONE RUN WITHOUT AN RBI..... | 5/4/2019 vs. Iowa (6-1 loss) |
| SCORED MULTIPLE RUNS WITHOUT AN RBI..... | 4/30/2018 @ Iowa (10-3 loss) |
| SCORED MORE RUNS THAT RECORDED HITS..... | 6/14/2023 vs. Columbus (6-1 win, 6 runs on 5 hits) |
| TURNED 6 DOUBLE PLAYS IN ONE GAME..... | 8/25/08 vs. New Orleans |
| TURNED 5 DOUBLE PLAYS IN ONE GAME..... | 4/1/2023 @ Indianapolis |
| TURNED 4 DOUBLE PLAYS IN ONE GAME..... | 5/9/2023 @ Scranton/Wilkes-Barre |
| TURNED 3+ DOUBLE PLAYS IN ONE GAME..... | 6/16/2023 vs. Columbus (3) |
| TURNED A TRIPLE PLAY..... | 5/13/2023 @ Scranton/WB, 5th Inning (8-6 loss) |
| 6-4-3-5 (Fielders: Angelo Castellano to Samad Taylor to CJ Alexander to Nick Loftin) Batter: Ben Rortvedt | |
| HIT INTO A TRIPLE PLAY..... | 7/9/2023 @ Gwinnett, Adeiny Hechavarria, 7th Inning (8-1 loss) |
| 5-4-3 (Fielders: Daniel Robertson to Vaughn Grissom to Joe Dunand) | |
| COMMITTED 6 ERRORS..... | 5/10/2012 @ Sacramento |
| COMMITTED 5 ERRORS..... | 4/16/2006 @ Memphis |
| COMMITTED 4 ERRORS..... | 6/29/2022 @ St. Paul |
| COMMITTED 3+ ERRORS..... | 8/3/2023 @ Louisville (3) |
| EVERY STORM CHASER IN THE STARTING LINEUP HAD A HIT..... | 6/29/2023 vs. Iowa |
| EVERY STORM CHASER IN THE STARTING LINEUP SCORED A RUN..... | 6/17/2023 vs. Columbus |
| EVERY STORM CHASER IN THE STARTING LINEUP HAD A HIT AND SCORED A RUN..... | 3rd and 4th Innings - 6/17/2023 vs. Columbus |
| LINEUP BATTED AROUND TWICE IN ONE GAME..... | |
| WON ON THE LAST AT-BAT OF THE GAME (WALK-OFF WIN)..... | 7/21/2023 vs. St. Paul (5-4 Win, 9 innings) |
| LOST ON THE LAST AT-BAT OF THE GAME (WALK-OFF LOSS)..... | 8/2/2023 @ Louisville (5-4 Loss, 9 innings) |
| PLAYED BACK-TO-BACK EXTRA-INNING GAMES..... | 7/2 and 7/3/2019 @ Round Rock (7-6 Loss & 9-8 Loss, both 10 innings) |
| WON BOTH GAMES OF A DOUBLEHEADER..... | 8/22/2022 vs. Scranton/Wilkes-Barre (9-4 Win & 12-10 Win) |
| PITCHED SHUTOUTS IN BOTH GAMES OF A DOUBLEHEADER..... | N/A (Since 2005) |
| LOST BOTH GAMES OF A DOUBLEHEADER..... | 8/29/2018 vs. Colorado Springs (3-2 Loss & 7-0 Loss) |
| SHUT OUT IN BOTH GAMES OF A DOUBLEHEADER..... | 6/2/2013 vs. Memphis (7-0 Loss, 5-0 Loss) |
| OPPOSING HITTER HAD A 3-HOMER GAME..... | Christian Encarnacion-Strand, 5/4/2023 vs. Louisville |
| OPPOSING HITTER HIT FOR THE A CYCLE..... | Matt McClain, 5/4/2023 vs. Louisville |

THE LAST TIME AN OMAHA HITTER...

| | |
|---|---|
| HAD 6 HITS IN ONE GAME..... | Matt Diaz, 7/27/2005 @ Portland |
| HAD 5 HITS IN ONE GAME..... | Dairon Blanco, 9/15/2022 @ Columbus |
| HAD 4 HITS IN ONE GAME..... | Tyler Gentry, 7/29/2023 @ Columbus |
| HAD 3 HITS IN ONE GAME..... | John Rave, 7/26/2023 @ Columbus |
| HIT 2 HOME RUNS IN ONE GAME..... | Ryan McBroom, 6/13/2021 @ St. Paul |
| HIT 3 HOME RUNS IN ONE GAME..... | Brewer Hicklen, 9/15/2023 vs. Indianapolis |
| HIT 2 TRIPLES IN ONE GAME..... | Angel Franco, 5/6/2016 @ Iowa |
| HAD 4 DOUBLES IN ONE GAME..... | Jordan Parraz, 5/18/2010 @ Las Vegas |
| HIT 3 DOUBLES IN ONE GAME..... | Dairon Blanco, 9/15/2022 @ Columbus |
| HIT 2 DOUBLES IN ONE GAME..... | Nick Loftin, 7/27/2023 @ Columbus |
| HIT 2 SACRIFICE FLIES IN ONE GAME..... | Samad Taylor, 4/30/2023 @ Nashville |
| HIT A GRAND SLAM..... | Adeiny Hechavarria, 6/22/2023 @ Rochester |
| HIT AN INSIDE-THE PARK HOME RUN..... | John Rave, 6/18/2023 vs. Columbus |
| LED OFF A HOME GAME WITH A HOME RUN..... | Nate Eaton, 6/17/2023 vs. Columbus |
| LED OFF A ROAD GAME WITH A HOME RUN..... | Drew Waters, 8/16/2022 @ Louisville |
| HIT A PINCH-HIT HOME RUN..... | Elier Hernández, 5/22/2019 vs. Iowa |
| HIT A WALK-OFF HOME RUN..... | Nate Eaton, 5/31/2022 vs. Indianapolis |
| HIT A WALK-OFF GRAND SLAM..... | Jimmy Goveen, 5/27/2022 vs. Columbus |
| HIT A WALK-OFF PINCH-HIT HOME RUN..... | Chad Santos, 8/23/2005 vs. New Orleans |
| HIT FOR THE CYCLE..... | Jimmy Paredes, 5/12/2014 vs. New Orleans |
| HAD 11 RBI IN ONE GAME..... | Mike Moustakas, 8/30/2010 vs. Round Rock |
| HAD 9 RBI IN ONE GAME..... | Brett Eibner, 4/9/2014 vs. Memphis |
| HAD 8 RBI IN ONE GAME..... | Jimmy Paredes, 5/12/2014 vs. New Orleans |
| HAD 7 RBI IN ONE GAME..... | Brett Hayes, 4/14/2013 vs. Nashville |
| HAD 6 RBI IN ONE GAME..... | Freddy Fermin, 4/8/2023 vs. Toledo |
| HAD 5 RBI IN ONE GAME..... | Tyler Gentry, 6/8/2023 @ Indianapolis |
| HAD 4 RBI IN ONE GAME..... | Adeiny Hechavarria, 6/22/2023 @ Rochester |
| SCORED 5 RUNS IN ONE GAME..... | Brett Eibner, 5/12/2014 vs. New Orleans |
| SCORED 4 RUNS IN ONE GAME..... | Maikel Garcia, 9/15/2022 @ Columbus |
| SCORED 3 RUNS IN ONE GAME..... | Tyler Gentry, 7/29/2023 @ Columbus |
| WALKED 4 TIMES IN ONE GAME..... | Samad Taylor, 7/26/2023 @ Columbus |
| WALKED 3 TIMES IN ONE GAME..... | Samad Taylor, 7/7/2023 @ Gwinnett |
| STOLE 4 BASES IN ONE GAME..... | Samad Taylor, 7/5/2023 @ Gwinnett |
| STOLE 3 BASES IN ONE GAME..... | Dairon Blanco, 6/10/2023 @ Indianapolis |
| STOLE 2 BASES IN ONE GAME..... | Samad Taylor, 7/21/2023 vs. St. Paul |
| STRUCK OUT 5 TIMES IN ONE GAME..... | Drew Waters, 8/10/2022 @ Toledo |
| STRUCK OUT 4 TIMES IN ONE GAME..... | John Rave, 7/29/2023 @ Columbus |
| STRUCK OUT 3 TIMES IN ONE GAME..... | Logan Porter, 8/2/2023 @ Louisville |
| REACHED BASE 6 TIMES IN ONE GAME..... | Nicky Lopez, 7/27/2018 @ Fresno |
| REACHED BASE 5 TIMES IN ONE GAME..... | Tyler Gentry, 7/29/2023 @ Columbus |
| REACHED BASE 4 TIMES IN ONE GAME..... | John Rave, 7/28/2023 @ Columbus |
| REACHED BASE IN EVERY TRIP TO THE PLATE (6 PA)..... | Brett Eibner, 4/9/2014 vs. Memphis |
| REACHED BASE IN EVERY TRIP TO THE PLATE (5 PA)..... | Tyler Gentry, 7/29/2023 @ Columbus |
| REACHED BASE IN EVERY TRIP TO THE PLATE (4 PA)..... | John Rave, 7/28/2023 @ Columbus |
| REACHED BASE IN EVERY TRIP TO THE PLATE (3 PA)..... | Angelo Castellano, 8/2/2023 @ Louisville |
| HAD 2 HOME RUNS IN THE SAME INNING..... | Brett Eibner: 5th Inning, 5/12/2015 vs. Memphis |
| HAD 2 DOUBLES IN THE SAME INNING..... | Clay Duncan: 6th Inning, 6/26/2022 vs. Columbus |
| HAD 2 HITS IN THE SAME INNING..... | Angelo Castellano: 3rd Inning, 7/2/2023 vs. Iowa [G1] |
| HAD 2 WALKS IN THE SAME INNING..... | Samad Taylor: 5th Inning, 6/8/2023 @ Indianapolis |
| REACHED 2 TIMES IN THE SAME INNING..... | Angelo Castellano: 3rd Inning, 7/2/2023 vs. Iowa [G1] |
| SCORED 2 RUNS IN THE SAME INNING..... | Dairon Blanco & Samad Taylor: 5th Inning, 6/8/2023 @ Indianapolis |
| HIT HOME RUNS IN 6 STRAIGHT GAMES..... | Steve Sisco, June 13 to June 21, 1998 |
| HIT HOME RUNS IN 5 STRAIGHT GAMES..... | Cory Aldridge, July 27 to August 8, 2009 |
| HIT HOME RUNS IN 4 STRAIGHT GAMES..... | Nick Pratto, August 19 to August 22, 2021 |
| HIT HOME RUNS IN 3 STRAIGHT GAMES..... | Brent Rooker, September 23 to September 26, 2022 |
| HIT HOME RUNS IN BACK-TO-BACK GAMES..... | CJ Alexander, June 7 and 8, 2023 |
| HIT HOME RUNS IN BOTH GAMES OF A DOUBLEHEADER..... | Nick Pratto, 4/7/2022 @ Indianapolis |
| HIT HOME RUNS FROM BOTH SIDES OF THE PLATE, GAME..... | Tim Raines Jr., 8/20/2009 @ Tacoma |
| HIT HOME RUN IN FIRST OMAHA AT-BAT..... | Jakson Reetz, 8/28/2022 vs. Scranton/WB [G1] |
| HAD 2+ HITS IN 7 STRAIGHT GAMES..... | Johnny Giavotella, August 3 to August 14, 2014 |
| HAD 2+ HITS IN 6 STRAIGHT GAMES..... | Dairon Blanco, September 10 to September 17, 2022 |
| HAD 2+ HITS IN 5 STRAIGHT GAMES..... | MJ Melendez, September 25 to October 2, 2021 |
| HAD A 20+ GAME HITTING STREAK..... | Frank Schwindel, 20 Games: July 22 to August 13, 2018 |
| HAD A 18+ GAME HITTING STREAK..... | Frank Schwindel, 20 Games: July 22 to August 13, 2018 |
| HAD A 16+ GAME HITTING STREAK..... | Frank Schwindel, 20 Games: July 22 to August 13, 2018 |
| HAD A 14+ GAME HITTING STREAK..... | Dairon Blanco, 15 Games: May 15 to July 10, 2022 |
| HAD A 12+ GAME HITTING STREAK..... | Nick Loftin, 12 Games: May 16 to May 30, 2023 |
| HAD A 40+ GAME REACHED BASE STREAK..... | Shane Costa, 46 Games: April 14 to August 8, 2007 |
| HAD A 35 to 39 GAME REACHED BASE STREAK..... | Alex Gordon, 39 Games: May 9 to June 19, 2010 |
| HAD A 30 to 34 GAME REACHED BASE STREAK..... | Logan Porter, 30 Games: May 25 to July 5, 2023 |
| HAD A 25 to 29 GAME REACHED BASE STREAK..... | Kelvin Gutierrez, 25 Games: April 5 to June 16, 2019 |
| HAD A 20 to 24 GAME REACHED BASE STREAK..... | John Rave, 20 Games: June 13 to July 9, 2023 |

THE LAST TIME AN OMAHA PITCHER...

| | |
|---|--|
| THREW A 1-HITTER (9 Innings)..... | Luis Mendoza, 7/18/2011 @ Memphis |
| THREW A 1-HITTER (7 Innings)..... | Jeff Suppan, 6/21/2011 @ Nashville |
| THREW A 2-HITTER (9 Innings)..... | Arnaldo Hernandez, 7/21/2018 vs. Round Rock [G1] |
| THREW A 2-HITTER (7 Innings)..... | |
| THREW A 9-INNING COMPLETE GAME SHUTOUT..... | Luis Mendoza, 7/18/2011 @ Memphis |
| THREW A 7-INNING COMPLETE GAME SHUTOUT..... | Jake Kalish, 7/2/2018 vs. Nashville [G1] |
| THREW A 5-INNING COMPLETE GAME SHUTOUT..... | Anthony Lerew, 8/31/2010 vs. Round Rock |
| THREW A 9-INNING COMPLETE GAME..... | Arnaldo Hernandez, 8/15/2018 vs. Oklahoma City |
| THREW AN 8-INNING COMPLETE GAME..... | John Lannan, 6/16/2016 @ Oklahoma City |
| THREW A 7-INNING COMPLETE GAME..... | Austin Cox, 8/28/2022 vs. Scranton/WB [G1] |
| THREW A 6-INNING COMPLETE GAME..... | Matt Wright, 8/8/2008 @ Nashville [G2] |
| THREW A 5-INNING COMPLETE GAME..... | Trevor Oaks, 8/6/2018 vs. Salt Lake |
| STRUCK OUT 12 IN A GAME..... | Jakob Junis, 5/26/2017 @ Nashville |
| STRUCK OUT 11 IN A GAME..... | John Lamb, 7/9/2014 vs. Iowa |
| STRUCK OUT 10 IN A GAME..... | Jackson Kowar, 7/3/2021 @ St. Paul |
| WALKED 7 IN A GAME..... | Josh Staumont, 5/24/2017 @ Nashville |
| WALKED 6 IN A GAME..... | Drew Parrish, 6/22/2022 vs. Columbus |
| WALKED 5 IN A GAME..... | Drew Parrish, 8/3/2023 @ Louisville |
| ALLOWED 6 HOME RUNS IN A GAME..... | Matt Wright, 8/18/2007 vs. Albuquerque |
| ALLOWED 5 HOME RUNS IN A GAME..... | Austin Cox, 5/31/2023 vs. Memphis |
| ALLOWED 4 HOME RUNS IN A GAME..... | Jake Kalish, 9/24/2021 vs. Indianapolis |
| ALLOWED 3 HOME RUNS IN A GAME..... | Max Castillo, 7/28/2023 @ Columbus |
| ALLOWED 2 HOME RUNS IN A GAME..... | Anthony Veneziano, 7/29/2023 @ Columbus |
| THREW 120+ PITCHES IN A GAME..... | Brett Tomko, 5/8/2014 @ Round Rock (127) |
| THREW 115+ PITCHES IN A GAME..... | Luke Farrell, 6/8/2017 vs. Nashville (116) |
| THREW 110+ PITCHES IN A GAME..... | Christian Binford, 9/3/2017 vs. Iowa (110) |
| THREW 100+ PITCHES IN A GAME..... | Max Castillo, 6/3/2023 vs. Memphis (100) |
| THREW 95+ PITCHES IN A GAME..... | Cole Ragans, 7/21/2023 vs. St. Paul (96) |
| THREW 90+ PITCHES IN A GAME..... | Angel Zerpa, 7/26/2023 @ Columbus (92) |
| THREW A QUALITY START..... | Angel Zerpa, 7/26/2023 @ Columbus |
| WON HIS OMAHA DEBUT..... | Jonathan Bowlan, 6/22/2023 @ Rochester |
| THREW A AN IMMACULATE INNING..... | Anthony Swarzak, 6/3/2021 vs. Iowa |

AFTER-INNING RECORDS

| | LEADING | TRAILING | TIED |
|-----------------|---------|----------|---------|
| AFTER 1 INNING | 19 - 9 | 11 - 15 | 20 - 27 |
| AFTER 2 INNINGS | 31 - 12 | 12 - 23 | 8 - 15 |
| AFTER 3 INNINGS | 31 - 12 | 8 - 29 | 11 - 10 |
| AFTER 4 INNINGS | 36 - 13 | 8 - 31 | 6 - 7 |
| AFTER 5 INNINGS | 36 - 13 | 9 - 34 | 5 - 5 |
| AFTER 6 INNINGS | 36 - 11 | 8 - 38 | 6 - 2 |
| AFTER 7 INNINGS | 38 - 8 | 6 - 37 | 5 - 5 |
| AFTER 8 INNINGS | 41 - 3 | 3 - 39 | 5 - 6 |

STORM CHASERS BIG INNINGS

| DATE | INNING | RUNS |
|--------------------------|------------|------|
| 1. June 8 @ Indianapolis | Top 5th | 10 |
| 2. June 17 vs. Columbus | Bottom 4th | 7 |
| May 17 vs. Toledo | Bottom 1st | 7 |
| April 2 @ Indianapolis | Top 8th | 7 |
| 5. July 2 vs. Iowa [G1] | Bottom 3rd | 6 |
| June 2 vs. Memphis | Bottom 5th | 6 |
| May 18 vs Toledo | Bottom 8th | 6 |
| April 8 vs. Toledo | Bottom 3rd | 6 |

SCORE BY INNINGS

| | 1 | 2 | 3 | 4 | 5 | 6 | 7 | 8 | 9 | 10 | 11+ | TOTAL |
|-------------------|----------|-----------|----------|----------|----------|------------|----------|-----------|-----------|-----------|----------|------------|
| Omaha | 63 | 55 | 65 | 58 | 79 | 61 | 58 | 55 | 57 | 1 | 1 | 553 |
| Opponents | 56 | 64 | 62 | 52 | 74 | 96 | 57 | 61 | 47 | 2 | 0 | 571 |
| Difference | 7 | -9 | 3 | 6 | 5 | -35 | 1 | -6 | 10 | -1 | 1 | -18 |

SCORE BY INNINGS V. LOUISVILLE

| | 1 | 2 | 3 | 4 | 5 | 6 | 7 | 8 | 9 | 10 | 11+ | TOTAL |
|----------------------------------|-----------|-----------|------------|-----------|----------|-----------|-----------|----------|----------|----------|----------|------------|
| Omaha | 5 | 3 | 2 | 2 | 7 | 5 | 14 | 3 | 5 | 0 | 0 | 46 |
| Louisville | 6 | 11 | 13 | 7 | 3 | 12 | 3 | 3 | 5 | 0 | 0 | 63 |
| vs. Louisville Difference | -1 | -8 | -11 | -5 | 4 | -7 | 11 | 0 | 0 | 0 | 0 | -17 |

MULTI-RUN INNINGS

| | 2 | 3 | 4 | 5 | 6 | 7 | 8 | 9 | 10+ | TOTAL |
|---------------|----|----|----|---|---|---|---|---|-----|-------|
| Storm Chasers | 73 | 36 | 18 | 4 | 4 | 3 | - | - | 1 | 139 |
| Opponents | 70 | 32 | 15 | 7 | 6 | 3 | 2 | 1 | - | 136 |

RECORD BY RUNS SCORED/ALLOWED

| RUNS | 0 | 1 | 2 | 3 | 4 | 5 | 6 | 7 | 8 | 9 | 10 | 11 | 12 | 13+ |
|---------|-------|-------|--------|-------|-------|-------|-------|-------|-------|-------|-------|-------|-------|-------|
| SCORED | 0 - 1 | 1 - 6 | 1 - 13 | 2 - 7 | 5 - 7 | 4 - 7 | 8 - 8 | 6 - 1 | 7 - 0 | 5 - 0 | 3 - 1 | 3 - 0 | 1 - 0 | 4 - 0 |
| ALLOWED | 2 - 0 | 9 - 0 | 8 - 0 | 8 - 3 | 7 - 6 | 4 - 4 | 5 - 8 | 2 - 4 | 3 - 7 | 2 - 8 | 0 - 3 | 0 - 2 | 0 - 2 | 0 - 4 |

RECORD BY MARGIN OF VICTORY/DEFEAT

| 1 Run | 2 Runs | 3 Runs | 4 Runs | 5 Runs | 6 Runs | 7 Runs | 8 Runs | 9 Runs | 10+ Runs |
|--------|--------|--------|--------|--------|--------|--------|--------|--------|----------|
| 9 - 15 | 11 - 5 | 6 - 8 | 9 - 4 | 7 - 4 | 1 - 4 | 0 - 5 | 3 - 2 | 2 - 1 | 2 - 3 |

2023 STORM CHASERS MONTH BY MONTH

HITTING

| MONTH | AVG | G | AB | R | H | TB | 2B | 3B | HR | RBI | BB | IBB | SO | SB | CS | OBP | SLG | OPS | SAC | SF | HBP | GIDP | LOB |
|--------------|-------------|------------|-------------|------------|------------|-------------|------------|-----------|------------|------------|------------|----------|------------|------------|-----------|-------------|-------------|-------------|----------|-----------|-----------|-----------|------------|
| MARCH | .300 | 1 | 40 | 8 | 12 | 16 | 2 | 1 | 0 | 8 | 9 | 0 | 12 | 5 | 0 | .429 | .400 | .829 | 0 | 0 | 0 | 0 | 14 |
| APRIL | .250 | 24 | 799 | 124 | 200 | 352 | 49 | 2 | 33 | 118 | 99 | 0 | 204 | 38 | 8 | .337 | .441 | .778 | 1 | 11 | 11 | 24 | 156 |
| MAY | .269 | 26 | 885 | 148 | 238 | 386 | 53 | 7 | 27 | 131 | 120 | 0 | 218 | 58 | 13 | .366 | .436 | .802 | 1 | 6 | 19 | 28 | 198 |
| JUNE | .281 | 24 | 804 | 152 | 226 | 362 | 55 | 3 | 25 | 142 | 125 | 2 | 216 | 45 | 7 | .380 | .450 | .830 | 7 | 15 | 13 | 20 | 184 |
| JULY | .256 | 23 | 757 | 113 | 194 | 335 | 42 | 6 | 29 | 106 | 102 | 2 | 175 | 22 | 9 | .347 | .443 | .790 | 0 | 8 | 8 | 11 | 166 |
| AUGUST | .148 | 3 | 88 | 8 | 13 | 15 | 2 | 0 | 0 | 7 | 16 | 0 | 22 | 4 | 1 | .290 | .170 | .460 | 0 | 1 | 2 | 4 | 18 |
| SEPTEMBER | | | | | | | | | | | | | | | | | | | | | | | |
| TOTAL | .262 | 101 | 3373 | 553 | 883 | 1466 | 203 | 19 | 114 | 512 | 471 | 4 | 847 | 172 | 38 | .357 | .435 | .792 | 9 | 41 | 53 | 87 | 736 |

PITCHING

| MONTH | W | L | ERA | G | GS | CG | SHO | GF | HLD | SV | SVO | IP | H | R | ER | HR | HB | BB | SO | WP | BK | WHIP | AVG |
|--------------|-----------|-----------|-------------|------------|------------|----------|----------|------------|-----------|-----------|-----------|--------------|------------|------------|------------|------------|-----------|------------|------------|-----------|----------|-------------|-------------|
| MARCH | 1 | 0 | 6.00 | 1 | 1 | 0 | 0 | 1 | 0 | 1 | 1 | 9.0 | 11 | 6 | 6 | 1 | 1 | 2 | 7 | 0 | 1 | 1.44 | .297 |
| APRIL | 9 | 15 | 5.65 | 24 | 24 | 0 | 0 | 24 | 11 | 3 | 7 | 212.0 | 238 | 149 | 133 | 30 | 17 | 104 | 198 | 16 | 2 | 1.61 | .284 |
| MAY | 12 | 14 | 5.61 | 26 | 26 | 0 | 1 | 26 | 17 | 6 | 12 | 229.1 | 247 | 162 | 143 | 46 | 15 | 126 | 235 | 13 | 1 | 1.63 | .278 |
| JUNE | 17 | 7 | 4.35 | 24 | 24 | 0 | 0 | 24 | 17 | 6 | 11 | 215.1 | 187 | 109 | 104 | 26 | 7 | 127 | 219 | 13 | 1 | 1.46 | .232 |
| JULY | 11 | 12 | 5.41 | 23 | 23 | 0 | 1 | 23 | 5 | 5 | 8 | 198.0 | 182 | 126 | 119 | 32 | 12 | 112 | 203 | 11 | 1 | 1.48 | .245 |
| AUGUST | 0 | 3 | 6.04 | 3 | 3 | 0 | 0 | 3 | 2 | 0 | 1 | 25.1 | 24 | 19 | 17 | 1 | 3 | 18 | 26 | 0 | 0 | 1.66 | .245 |
| SEPTEMBER | | | | | | | | | | | | | | | | | | | | | | | |
| TOTAL | 50 | 51 | 5.28 | 101 | 101 | 0 | 2 | 101 | 52 | 21 | 40 | 889.0 | 889 | 571 | 522 | 136 | 55 | 489 | 888 | 53 | 6 | 1.55 | .261 |

2023 WALK-OFF TRACKER (3 FOR, 9 AGAINST)

| GAME # | DATE | OPPONENT | FINAL (INN.) | PLAYER | WINNING RUN | PITCHER | HOW | OUTS | COUNT |
|--------|----------|---------------|--------------|----------------------|-----------------------|-----------------------|--|----------|------------|
| 23 | April 28 | @ Nashville | L, 4-3 (9) | Brian Navarreto | Skye Bolt | Josh Dye | Throwing error by 3B Maikel Garcia | 2 | 1-0 |
| 24 | April 29 | @ Nashville | L, 6-5 (10) | Keston Hiura | Eddy Alvarez | Evan Sisk | Infield single to SS Angelo Castellano | 1 | 2-1 |
| 33 | May 10 | @ Scranton/WB | L, 4-3 (9) | Michael Hermosillo | Michael Hermosillo | Dylan Coleman | Solo home run to LF | 0 | 2-1 |
| 36 | May 13 | @ Scranton/WB | L, 8-6 (9) | Ben Rortvedt | Estevan Florial | Brooks Kriske | 3-run home run to RCF | 1 | 2-2 |
| 45 | May 24 | @ St. Paul | L, 6-5 (9) | Jose Miranda | Andrew Stevenson | Brooks Kriske | RBI single to LF | 0 | 1-1 |
| 53 | June 2 | vs. Memphis | W, 10-9 (10) | Dairon Blanco | Brewer Hicklen | Jake Walsh | Sacrifice fly to RF | 1 | 2-2 |
| 71 | June 24 | @ Rochester | L, 3-2 (9) | Richie Martin | Richie Martin | Christian Chamberlain | Wild Pitch | 1 | 1-0 |
| 80 | July 5 | @ Gwinnett | L, 8-7 (10) | Luke Williams | Braden Shewmake | Brooks Kriske | RBI single to LF | 0 | 2-1 |
| 87 | July 18 | vs. St. Paul | W, 1-0 (9) | CJ Alexander | Nick Loftin | Josh Winder | RBI single to LCF | 2 | 1-1 |
| 90 | July 21 | vs. St. Paul | W, 5-4 (9) | Logan Porter | Samad Taylor | Josh Winder | 2-RBI double to LCF | 1 | 0-1 |
| 99 | August 1 | @ Louisville | L, 3-2 (9) | Alejo Lopez | Michael Siani | Will Klein | RBI double to CF | 2 | 1-1 |
| 100 | August 2 | @ Louisville | L, 5-4 (9) | Nick Martini | Chuckie Robinson | Christian Chamberlain | Bases loaded hit by pitch | 2 | 2-1 |

Bold Indicates Omaha Walk-Off Win

2023 STORM CHASERS EJECTIONS (5)

| DATE | INNING | WHO (POSITION) / # IN 2023 | WHY | UMPIRE (POSITION) |
|--------------------------|--------|--|-----------------------|--------------------------------|
| 1. April 21 vs. Gwinnett | ▼ 6 | Mike Jirschele (Manager) / 1st | Balls/Strikes | Takahito Matsuda (Home Plate) |
| 2. April 21 vs. Gwinnett | ▲ 7 | Dane Johnson (Pitching Coach) / 1st | Balk | Takahito Matsuda (Home Plate) |
| 3. April 21 vs. Gwinnett | ▼ 8 | CJ Alexander (Designated Hitter) / 1st | Balls/Strikes | Takahito Matsuda (Home Plate) |
| 4. May 11 @ Scranton/WB | ▼ 9 | Mike Jirschele (Manager) / 2nd | Hit By Pitch | Robert Nunez (Home Plate) |
| 5. June 20 @ Rochester | ▼ 6 | Mike Jirschele (Manager) / 3rd | Fair/Foul on Home Run | Steven Jaschinski (Home Plate) |

HOME RUN BREAKDOWN

| | | | | | | OUTS | | | RUNNERS ON | | | | TIED GO | | DIRECTION | | | | | BESTS | | LAST HOME RUN | | | | | | |
|-----------------------|------------|------|------|-----|-----|------|----|----|------------|----|----|---|---------|-------|-----------|-----|----|-----|----|-------|-------|---------------|------------------|--------------------|-------|-----|-----|-------|
| PLAYER | 2023 TOTAL | HOME | ROAD | RHP | LHP | 0 | 1 | 2 | 0 | 1 | 2 | 3 | GAME | AHEAD | LF | LCF | CF | RCF | RF | FT | MPH | DATE | OPPONENT | PITCHER | KIND | INN | PA | SINCE |
| 13 Nick Loftin | 11 | 4 | 7 | 7 | 4 | 5 | 2 | 4 | 6 | 2 | 3 | - | 2 | 3 | 6 | 2 | 3 | - | - | 433 | 105.6 | 7/30 | @ Columbus | P. Battenfield | Solo | ▲ 5 | 13 | |
| 28 Tyler Gentry | 11 | 5 | 6 | 6 | 5 | 4 | 2 | 5 | 4 | 3 | 4 | - | - | 5 | 5 | 3 | 2 | 1 | - | 471 | 106.5 | 7/30 | @ Columbus | P. Battenfield | Solo | ▲ 5 | 10 | |
| 19 CJ Alexander | 11 | 5 | 6 | 11 | - | 6 | 2 | 3 | 7 | 3 | 1 | - | 2 | 3 | 1 | - | 2 | 4 | 4 | 422 | 109.9 | 7/15 | vs. Indianapolis | H. Stratton | 2-Run | ▼ 7 | 43 | |
| 14 Logan Porter | 10 | 6 | 4 | 3 | 7 | 6 | 3 | 1 | 8 | 2 | - | - | - | 1 | 7 | 2 | - | 1 | - | 417 | 106.6 | 7/15 | vs. Indianapolis | J. Hernandez | 2-Run | ▼ 3 | 58 | |
| 24 Nate Eaton | 9 | 6 | 3 | 7 | 2 | 4 | 3 | 2 | 6 | 3 | - | - | - | 3 | 4 | 1 | 4 | - | - | 422 | 107.3 | 7/28 | @ Columbus | T. Ponticelli | 2-Run | ▲ 2 | 24 | |
| 18 Brewer Hicklen | 8 | 5 | 3 | 6 | 2 | 3 | 2 | 3 | 4 | 3 | 1 | - | - | 2 | 3 | 3 | 1 | 1 | - | 443 | 109.5 | 7/30 | @ Columbus | P. Battenfield | Solo | ▲ 2 | 3 | |
| 17 Angelo Castellano | 7 | 6 | 1 | 6 | 1 | 1 | 2 | 4 | 2 | 5 | - | - | 1 | 2 | 6 | 1 | - | - | - | 401 | 102.8 | 7/28 | @ Columbus | T. Ponticelli | 2-Run | ▲ 6 | 16 | |
| Samad Taylor | 6 | 3 | 3 | 2 | 4 | 3 | 1 | 2 | 3 | 2 | 1 | - | - | 2 | 1 | 1 | 2 | 2 | - | 422 | 104.5 | 6/14 | vs. Columbus | G. Williams | Solo | ▼ 7 | 62 | |
| Freddy Fermin | 5 | 2 | 3 | 3 | 2 | 1 | 2 | 2 | 1 | 2 | 1 | 1 | - | - | 2 | - | 2 | 1 | - | 428 | 105.9 | 4/30 | @ Nashville | R. Gasser | Solo | ▲ 5 | 2 | |
| 11 Adeiny Hechavarria | 4 | 2 | 2 | 4 | - | 1 | 1 | 2 | 1 | 1 | 1 | 1 | 1 | 1 | - | 2 | 1 | 1 | - | 433 | 102.3 | 7/30 | @ Columbus | P. Battenfield | 2-Run | ▲ 5 | 14 | |
| 7 John Rave | 4 | 2 | 2 | - | 4 | 1 | - | 3 | 3 | - | 1 | - | - | 1 | 1 | 1 | - | 2 | - | 406 | 101.9 | 7/28 | @ Columbus | R. Labaut | Solo | ▲ 6 | 18 | |
| 3 Tucker Bradley | 4 | 3 | 1 | 3 | 1 | 2 | - | 2 | 1 | 3 | - | - | - | 1 | - | 1 | - | 1 | 2 | 392 | 106.3 | 7/14 | vs. Indianapolis | K. Emanuel | Solo | ▼ 5 | 36 | |
| Johan Camargo | 4 | 2 | 2 | 4 | - | 2 | 1 | 1 | 3 | 1 | - | - | - | 3 | 1 | - | 1 | 2 | - | 426 | 107.6 | 6/14 | vs. Columbus | G. Williams | Solo | ▼ 4 | 2 | |
| Jakson Reetz | 4 | 3 | 1 | 1 | 3 | 1 | 2 | 1 | 2 | 1 | - | 1 | - | 2 | 4 | - | - | - | - | 426 | 104.4 | 5/21 | vs. Toledo | B. Bristo | Solo | ▼ 7 | 36 | |
| Jermaine Palacios | 3 | 2 | 1 | 2 | 1 | 2 | - | 1 | 1 | 2 | - | - | - | 1 | 2 | 1 | - | - | - | 409 | 101.9 | 7/20 | vs. St. Paul | R. Henriquez | Solo | ▼ 5 | 5 | |
| Dairon Blanco | 3 | - | 3 | 3 | - | 1 | 1 | 1 | 3 | - | - | - | - | 1 | 1 | 1 | 1 | - | - | 455 | 105.2 | 5/23 | @ St. Paul | S.Woods Richardson | Solo | ▲ 4 | 75 | |
| Kyle Isbel | 2 | 1 | 1 | 2 | - | 1 | 1 | - | 2 | - | - | - | - | 2 | - | - | 1 | - | 1 | 406 | 104.3 | 6/23 | @ Rochester | J. Adon | Solo | ▲ 4 | 11 | |
| Drew Waters | 2 | 2 | - | 2 | - | 1 | 1 | - | 1 | 1 | - | - | - | 1 | - | 1 | - | 1 | - | 408 | 108.7 | 5/21 | vs. Toledo | A. Goudeau | 2-Run | ▼ 6 | 12 | |
| Nick Pratto | 2 | 2 | - | 1 | 1 | 1 | - | 1 | 1 | 1 | - | - | 1 | 1 | - | - | 1 | - | 1 | 399 | 100.2 | 4/22 | @ Scranton/WB | D. Dodd | 2-Run | ▼ 1 | 19 | |
| Matt Beaty | 1 | - | 1 | 1 | - | - | 1 | - | 1 | - | - | - | - | 1 | - | - | - | 1 | - | 376 | 101.2 | 7/30 | @ Columbus | P. Battenfield | Solo | ▲ 1 | 3 | |
| 6 Clay Dungan | 1 | - | 1 | 1 | - | 1 | - | - | 1 | - | - | - | 1 | - | - | - | - | 1 | - | 388 | 104.0 | 5/9 | @ Scranton/WB | M. Spence | Solo | ▲ 3 | 178 | |
| Franmil Reyes | 1 | 1 | - | - | 1 | - | - | 1 | - | 1 | - | - | - | - | - | 1 | - | - | - | 389 | 100.8 | 5/7 | vs. Louisville | A. Abbott | 2-Run | ▼ 5 | 1 | |
| Maikel Garcia | 1 | 1 | - | 1 | - | - | 1 | - | 1 | - | - | - | - | 1 | - | - | - | - | 1 | 349 | 94.3 | 4/4 | vs. Toledo | A. Faedo | Solo | ▼ 1 | 94 | |
| | 114 | 63 | 51 | 76 | 38 | 47 | 28 | 39 | 62 | 36 | 13 | 3 | 8 | 37 | 44 | 21 | 21 | 19 | 9 | | | | | | | | | |

INNING DISTRIBUTION

| 1st Inning | 2nd Inning | 3rd Inning | 4th Inning | 5th Inning | 6th Inning | 7th Inning | 8th Inning | 9th Inning | 10th Inning | 11th Inning |
|------------|------------|------------|------------|------------|------------|------------|------------|------------|-------------|-------------|
| 14 | 16 | 15 | 18 | 15 | 13 | 10 | 7 | 6 | - | - |

NOTABLE STORM CHASERS HOME RUNS

| BACK-TO-BACK HOMERS (1) | | 2-HOMER GAMES (5) | | 3-HOMER GAMES (0) | | GRAND SLAMS (3) | |
|-----------------------------|----------------------|----------------------|-----------------------|---------------------|---------------|--------------------------|--------------------------|
| PLAYERS | DATE/OPPONENT (INN.) | PLAYER (CAREER NO.) | DATE/OPPONENT | PLAYER (CAREER NO.) | DATE/OPPONENT | PLAYER (CAREER NO.) | DATE/OPPONENT (INN.) |
| Tyler Gentry & Logan Porter | 4/5 vs. Toledo (6th) | Logan Porter (3rd) | 4/5 vs. Toledo | | | Jakson Reetz (1st) | 4/1 @ Indianapolis (5th) |
| | | Freddy Fermin (4th) | 4/8 vs. Toledo | | | Freddy Fermin (3rd) | 4/8 vs. Toledo (3rd) |
| | | Drew Waters (3rd) | 5/21 vs. Toledo | | | Adeiny Hechavarria (3rd) | 6/22 @ Rochester (4th) |
| | | Nate Eaton (3rd) | 6/17 vs. Columbus | | | | |
| | | Brewer Hicklen (9th) | 7/14 vs. Indianapolis | | | | |

| LEADOFF HOMERS (2) | | INSIDE-THE PARK HOMERS (1) | | PINCH-HIT HOMERS (0) | | WALK-OFF HOMERS (0) | |
|---------------------|-------------------|----------------------------|-------------------------|----------------------|----------------------|---------------------|---------------|
| PLAYER (CAREER NO.) | DATE/OPPONENT | PLAYER (CAREER NO.) | DATE/OPPONENT (INN.) | PLAYER (CAREER NO.) | DATE/OPPONENT (INN.) | PLAYER | DATE/OPPONENT |
| Samad Taylor (1st) | 6/14 vs. Columbus | John Rave (1) | 6/18 vs. Columbus (3rd) | | | | |
| Nate Eaton (1st) | 6/17 vs. Columbus | | | | | | |

| HOME RUN SITUATION | # OF | DATE OF LAST | BATTER ('23 HR #) | PITCHER | COUNT | RUNNERS ON | OUTS | INNING | SCORE @ HR | FINAL |
|---------------------|------|--------------------------|------------------------|--------------------|-------|------------|------|--------|------------|---------|
| GO-AHEAD HOME RUN | 37 | July 30 @ Columbus | Matt Beaty (1) | Peyton Battenfield | 1-0 | 0 | 1 | ▲ 1 | 1-0 | W, 7-5 |
| GAME-TYING HOME RUN | 8 | July 17 vs. Indianapolis | Adeiny Hechavarria (3) | Jared Jones | 3-1 | 2 | 2 | ▼ 4 | 3-3 | L, 11-4 |

NOTABLE OPPOSING HOME RUNS

| BACK-TO-BACK HOMERS (3) | | 2-HOMER GAMES (3) | | 3-HOMER GAMES (1) | | GRAND SLAMS (6) | |
|---------------------------------|--------------------------|-------------------------|-----------------------|----------------------------------|--------------------|-----------------|-----------------------------|
| PLAYERS | DATE/OPPONENT (INN.) | PLAYER (CAREER NO.) | DATE/OPPONENT | PLAYER (CAREER NO.) | DATE/OPPONENT | PLAYER | DATE/OPPONENT (INN.) |
| Encarnacion-Strand & Benson | 5/4 vs. Louisville (1st) | Jermaine Palacios (5th) | 5/17 vs. Toledo | Christian Encarnacion-Strand (1) | 5/4 vs. Louisville | Andy Ibañez | April 6 vs. Toledo (3rd) |
| Jordan Walker & Moisés Gómez | 5/31 vs. Memphis (6th) | Moisés Gómez (7th) | 5/31 vs. Memphis | | | Andrés Chaparro | May 9 @ Scranton/WB (7th) |
| Travis Blankenhorn & Matt Adams | 6/22 @ Rochester (4th) | Liover Peguero (5th) | 7/14 vs. Indianapolis | | | Jair Camargo | May 28 @ St. Paul (7th) |
| | | | | | | Jesús Aguilar | July 5 @ Gwinnett (3rd) |
| | | | | | | Joshua Fuentes | July 6 @ Gwinnett (4th) |
| | | | | | | Endy Rodríguez | 7/14 vs. Indianapolis (3rd) |

| LEADOFF HOMERS (5) | | INSIDE-THE PARK HOMERS (0) | | PINCH-HIT HOMERS (0) | | WALK-OFF HOMERS (2) | |
|--------------------|--------------------|----------------------------|----------------------|----------------------|----------------------|---------------------|--------------------|
| PLAYER | DATE/OPPONENT | PLAYER | DATE/OPPONENT (INN.) | PLAYER | DATE/OPPONENT (INN.) | PLAYER | DATE/OPPONENT |
| Christopher Morel | 4/14 @ Iowa | | | | | Michael Hermosillo | 5/10 @ Scranton/WB |
| Forrest Wall | 4/19 vs. Gwinnett | | | | | Ben Rortvedt | 5/13 @ Scranton/WB |
| Michael Siani | 5/3 vs. Louisville | | | | | | |
| Michael Siani | 5/5 vs. Louisville | | | | | | |
| Nick Gonzales | 6/9 @ Indianapolis | | | | | | |

| HR # | PLAYER (SEASON #) | GM # - DATE | OPPONENT | PITCHER | PITCH TYPE | DIRECTION | ON BASE | INNING | OUTS | COUNT | SCORE | FINAL | DISTANCE | EXIT VELO | LAUNCH ANGLE |
|------|------------------------|---------------|----------------|-------------------------|------------|-----------|---------|--------|------|-------|-------|--------------|----------|-----------|--------------|
| 1. | Logan Porter (1) | 2 - April 1 | @ Indianapolis | Caleb Smith (L) | 4-seam FB | LF | 0 | ▲4 | 1 | 2-2 | 3-0 | W, 12-1 | 417 ft | 106.6 mph | 32° |
| 2. | Jakson Reetz (1) | 2 - April 1 | @ Indianapolis | Caleb Smith (L) | Slider | LF | 3 | ▲5 | 2 | 2-1 | 8-0 | W, 12-1 | 408 ft | 103.9 mph | 25° |
| 3. | Dairon Blanco (1) | 3 - April 2 | @ Indianapolis | Mike Burrows | 4-seam FB | LCF | 0 | ▲5 | 2 | 3-2 | 1-3 | W, 8-3 | 411 ft | 105.2 mph | 23° |
| 4. | Samad Taylor (1) | 3 - April 2 | @ Indianapolis | J.C. Flowers | 4-seam FB | LF | 0 | ▲8 | 0 | 2-1 | 2-3 | W, 8-3 | 334 ft | 104.5 mph | 22° |
| 5. | Nick Loftin (1) | 3 - April 2 | @ Indianapolis | Daniel Zamora (L) | 4-seam FB | LF | 2 | ▲8 | 1 | 1-2 | 5-3 | W, 8-3 | 362 ft | 97.2 mph | 29° |
| 6. | Maikel Garcia (1) | 4 - April 4 | vs. Toledo | Alex Faedo | 4-seam FB | RF | 0 | ▼1 | 1 | 2-1 | 1-0 | L, 9-2 | 349 ft | 94.3 mph | 35° |
| 7. | Tyler Gentry (1) | 5 - April 5 | vs. Toledo | Tyler Holton (L) | Cutter | CF | 2 | ▼6 | 0 | 2-0 | 3-1 | L, 7-6 | 417 ft | 106.5 mph | 27° |
| 8. | Logan Porter (2) | 5 - April 5 | vs. Toledo | Tyler Holton (L) | Slider | LF | 0 | ▼6 | 0 | 3-1 | 4-1 | L, 7-6 | 346 ft | 103.3 mph | 37° |
| 9. | Logan Porter (3) | 5 - April 5 | vs. Toledo | Matt Wisler | 4-seam FB | RCF | 0 | ▼8 | 0 | 2-2 | 5-6 | L, 7-6 | 364 ft | 94.7 mph | 34° |
| 10. | Nick Loftin (2) | 6 - April 6 | vs. Toledo | Brenan Haniffee | Slider | LCF | 0 | ▼2 | 0 | 2-2 | 1-1 | L, 8-5 | 401 ft | 101.8 mph | 32° |
| 11. | CJ Alexander (1) | 6 - April 6 | vs. Toledo | Brenan Haniffee | Sinker | CF | 0 | ▼4 | 1 | 2-2 | 3-6 | L, 8-5 | 409 ft | 101.1 mph | 35° |
| 12. | Logan Porter (4) | 7 - April 7 | vs. Toledo | Reese Olson | 4-seam FB | LF | 0 | ▼3 | 0 | 3-2 | 5-2 | W, 9-4 | 395 ft | 104.3 mph | 45° |
| 13. | Freddy Fermin (1) | 8 - April 8 | vs. Toledo | Will Vest | Slider | CF | 3 | ▼3 | 2 | 0-0 | 6-1 | W, 13-8 | 401 ft | 102.1 mph | 42° |
| 14. | Angelo Castellano (1) | 8 - April 8 | vs. Toledo | Will Vest | 4-seam FB | LCF | 1 | ▼4 | 0 | 2-0 | 8-1 | W, 13-8 | 401 ft | 102.8 mph | 33° |
| 15. | Freddy Fermin (2) | 8 - April 8 | vs. Toledo | Ashton Goudeau | Changeup | CF | 1 | ▼5 | 0 | 1-1 | 10-1 | W, 13-8 | 428 ft | 105.9 mph | 28° |
| 16. | CJ Alexander (2) | 8 - April 8 | vs. Toledo | Ashton Goudeau | Changeup | LF | 0 | ▼7 | 0 | 1-0 | 11-8 | W, 13-8 | 351 ft | 92.4 mph | 43° |
| 17. | Angelo Castellano (2) | 9 - April 9 | vs. Toledo | Alex Faedo | 4-seam FB | LF | 0 | ▼3 | 1 | 0-0 | 1-0 | L, 8-2 | 373 ft | 98.0 mph | 25° |
| 18. | Samad Taylor (2) | 10 - April 11 | @ Iowa | Roenis Elias (L) | 4-seam FB | CF | 2 | ▲5 | 2 | 0-2 | 3-9 | L, 9-6 | 405 ft | 100.9 mph | 25° |
| 19. | Freddy Fermin (3) | 10 - April 11 | @ Iowa | Brandon Hughes (L) | 4-seam FB | LF | 1 | ▲6 | 2 | 0-1 | 6-9 | L, 9-6 | 398 ft | 100.3 mph | 33° |
| 20. | CJ Alexander (3) | 11 - April 12 | @ Iowa | Riley Thompson | Changeup | RF | 0 | ▲2 | 0 | 1-0 | 2-1 | W, 10-6 | 394 ft | 104.3 mph | 24° |
| 21. | Tyler Gentry (2) | 11 - April 12 | @ Iowa | Riley Thompson | Slider | LF | 0 | ▲3 | 2 | 1-2 | 3-1 | W, 10-6 | 393 ft | 103.3 mph | 26° |
| 22. | Tucker Bradley (1) | 11 - April 12 | @ Iowa | Rowan Wick | 4-seam FB | RCF | 1 | ▲6 | 2 | 1-1 | 7-3 | W, 10-6 | 392 ft | 98.2 mph | 29° |
| 23. | Nick Loftin (3) | 11 - April 12 | @ Iowa | Anthony Kay (L) | Slider | CF | 0 | ▲8 | 0 | 2-1 | 8-6 | W, 10-6 | 420 ft | 104.3 mph | 28° |
| 24. | Nick Loftin (4) | 12 - April 13 | @ Iowa | Nick Neidert | 4-seam FB | LF | 0 | ▲4 | 2 | 3-2 | 1-11 | L, 14-1 | 370 ft | 100.4 mph | 38° |
| 25. | Nick Pratto (1) | 15 - April 19 | vs. Gwinnett | Beau Burrows | Slider | CF | 0 | ▼2 | 0 | 1-2 | 1-1 | L, 6-2 | 399 ft | 100.2 mph | 26° |
| 26. | Logan Porter (5) | 15 - April 19 | vs. Gwinnett | Beau Burrows | Slider | LF | 0 | ▼4 | 1 | 1-2 | 2-3 | L, 6-2 | 350 ft | 94.9 mph | 50° |
| 27. | CJ Alexander (4) | 17 - April 21 | vs. Gwinnett | Allan Winans | Changeup | RF | 0 | ▼2 | 2 | 0-0 | 1-1 | L, 7-3 | 395 ft | 96.2 mph | 37° |
| 28. | Nick Pratto (2) | 18 - April 22 | vs. Gwinnett | Dylan Dodd (L) | Changeup | RF | 1 | ▼1 | 2 | 3-1 | 2-0 | L, 5-2 | 350 ft | 88.4 mph | 39° |
| 29. | Nate Eaton (1) | 22 - April 27 | @ Nashville | Janson Junk | Sweeper | LF | 0 | ▲2 | 2 | 2-2 | 1-0 | W, 2-1 | 403 ft | 103.0 mph | 32° |
| 30. | Freddy Fermin (4) | 24 - April 29 | @ Nashville | Robert Stock | 4-seam FB | RCF | 2 | ▲1 | 1 | 3-1 | 4-0 | L, 6-5 (10) | 381 ft | 104.3 mph | 23° |
| 31. | Tyler Gentry (3) | 25 - April 30 | @ Nashville | Robert Gasser (L) | 4-seam FB | LF | 1 | ▲3 | 2 | 1-0 | 2-1 | W, 10-6 | 391 ft | 100.6 mph | 33° |
| 32. | Logan Porter (6) | 25 - April 30 | @ Nashville | Robert Gasser (L) | Slider | LF | 0 | ▲4 | 0 | 2-1 | 3-1 | W, 10-6 | 389 ft | 102.3 mph | 29° |
| 33. | Freddy Fermin (5) | 25 - April 30 | @ Nashville | Robert Gasser (L) | Changeup | LF | 0 | ▲5 | 1 | 2-0 | 5-1 | W, 10-6 | 368 ft | 94.8 mph | 35° |
| 34. | Nick Loftin (5) | 28 - May 4 | vs. Louisville | Silvino Bracho | Slider | LF | 0 | ▼7 | 0 | 0-0 | 8-11 | L, 12-10 | 365 ft | 101.1 mph | 19° |
| 35. | Jakson Reetz (2) | 29 - May 5 | vs. Louisville | Brandon Williamson (L) | 4-seam FB | LF | 1 | ▼2 | 1 | 0-0 | 2-1 | W, 6-2 | 346 ft | 100.2 mph | 27° |
| 36. | Nick Loftin (6) | 29 - May 5 | vs. Louisville | Brandon Williamson (L) | Slider | CF | 0 | ▼6 | 0 | 0-0 | 3-1 | W, 6-2 | 395 ft | 105.6 mph | 24° |
| 37. | Angelo Castellano (3) | 30 - May 6 | vs. Louisville | Ryan Nutof | Curveball | LF | 1 | ▼7 | 2 | 2-2 | 8-8 | W, 11-9 | 376 ft | 95.2 mph | 29° |
| 38. | Jakson Reetz (3) | 31 - May 7 | vs. Louisville | Andrew Abbott (L) | Changeup | LF | 0 | ▼4 | 1 | 2-0 | 1-0 | L, 4-3 | 426 ft | 104.4 mph | 32° |
| 39. | Franmil Reyes (1) | 31 - May 7 | vs. Louisville | Andrew Abbott (L) | Curveball | LCF | 1 | ▼5 | 2 | 3-2 | 3-0 | L, 4-3 | 389 ft | 100.8 mph | 29° |
| 40. | Clay Dungan (1) | 32 - May 9 | @ Scranton/WB | Mitch Spence | 4-seam FB | RCF | 0 | ▲3 | 0 | 1-0 | 2-2 | L, 14-2 | 388 ft | 104.0 mph | 28° |
| 41. | Dairon Blanco (2) | 33 - May 10 | @ Scranton/WB | Luis Severino | Changeup | LF | 0 | ▲3 | 0 | 0-1 | 1-1 | L, 4-3 | 377 ft | 99.6 mph | 24° |
| 42. | CJ Alexander (5) | 34 - May 11 | @ Scranton/WB | Colten Brewer | Slider | CF | 0 | ▲9 | 0 | 1-1 | 3-1 | W, 4-3 (11) | 422 ft | 106.4 mph | 23° |
| 43. | CJ Alexander (6) | 36 - May 13 | @ Scranton/WB | Greg Weissert | Sweeper | RF | 0 | ▲6 | 1 | 0-0 | 4-3 | L, 8-6 | 377 ft | 102.7 mph | 39° |
| 44. | CJ Alexander (7) | 37 - May 14 | @ Scranton/WB | Mitch Spence | 4-seam FB | RCF | 0 | ▲2 | 0 | 3-2 | 1-1 | W, 6-3 | 416 ft | 109.9 mph | 24° |
| 45. | Brewer Hicklen (1) | 37 - May 14 | @ Scranton/WB | D.J. Snelten (L) | Changeup | LF | 0 | ▲9 | 0 | 2-1 | 4-3 | W, 6-3 | 344 ft | 109.5 mph | 25° |
| 46. | Samad Taylor (3) | 37 - May 14 | @ Scranton/WB | D.J. Snelten (L) | 4-seam FB | RCF | 1 | ▲9 | 2 | 3-1 | 6-3 | W, 6-3 | 346 ft | 95.2 mph | 29° |
| 47. | Samad Taylor (4) | 39 - May 17 | vs. Toledo | Zach Logue (L) | 4-seam FB | RCF | 1 | ▼1 | 0 | 0-1 | 2-1 | W, 16-8 | 372 ft | 100.0 mph | 30° |
| 48. | Logan Porter (7) | 39 - May 17 | vs. Toledo | Zach Logue (L) | 4-seam FB | LF | 1 | ▼1 | 0 | 0-0 | 4-1 | W, 16-8 | 401 ft | 102.3 mph | 38° |
| 49. | Angelo Castellano (4) | 39 - May 17 | vs. Toledo | Miguel Del Pozo (L) | 4-seam FB | LF | 1 | ▼5 | 2 | 1-0 | 10-5 | W, 16-8 | 385 ft | 99.2 mph | 26° |
| 50. | Brewer Hicklen (2) | 40 - May 18 | vs. Toledo | Miguel Diaz | Sinker | LCF | 2 | ▼8 | 0 | 2-0 | 9-0 | W, 9-0 | 443 ft | 108.4 mph | 32° |
| 51. | Drew Waters (1) | 43 - May 21 | vs. Toledo | Ashton Goudeau | 4-seam FB | RCF | 0 | ▼3 | 0 | 1-1 | 1-2 | W, 8-4 | 408 ft | 108.7 mph | 29° |
| 52. | Drew Waters (2) | 43 - May 21 | vs. Toledo | Ashton Goudeau | Changeup | LCF | 1 | ▼4 | 1 | 2-0 | 4-3 | W, 8-4 | 366 ft | 99.5 mph | 32° |
| 53. | Tucker Bradley (2) | 43 - May 21 | vs. Toledo | Seth Elledge | Sinker | LCF | 1 | ▼6 | 0 | 1-1 | 6-4 | W, 8-4 | 388 ft | 100.5 mph | 28° |
| 54. | Jakson Reetz (4) | 43 - May 21 | vs. Toledo | Braden Bristo | Sweeper | LF | 0 | ▼7 | 0 | 2-1 | 8-4 | W, 8-4 | 412 ft | 104.1 mph | 36° |
| 55. | Dairon Blanco (3) | 44 - May 23 | @ St. Paul | Simeon Woods Richardson | 4-seam FB | CF | 0 | ▲4 | 1 | 1-1 | 4-0 | W, 6-1 | 455 ft | 104.5 mph | 28° |
| 56. | Nick Loftin (7) | 45 - May 24 | @ St. Paul | Brent Headrick (L) | Changeup | LF | 2 | ▲3 | 1 | 2-2 | 3-5 | L, 6-5 | 433 ft | 103.7 mph | 24° |
| 57. | Nick Loftin (8) | 46 - May 25 | @ St. Paul | Cody Lawersyson | Sweeper | LF | 2 | ▲7 | 0 | 1-2 | 4-4 | L, 8-6 | 357 ft | 97.3 mph | 22° |
| 58. | Johan Camargo (1) | 48 - May 27 | @ St. Paul | Randy Dobnak | Changeup | CF | 0 | ▲5 | 0 | 1-2 | 1-3 | L, 14-1 | 426 ft | 102.2 mph | 26° |
| 59. | Nick Loftin (9) | 50 - May 30 | vs. Memphis | Jake Woodford | Curveball | LF | 1 | ▼1 | 2 | 0-0 | 2-1 | W, 7-6 | 370 ft | 91.0 mph | 29° |
| 60. | Tyler Gentry (4) | 50 - May 30 | vs. Memphis | Connor Thomas (L) | Slider | LCF | 1 | ▼3 | 0 | 2-1 | 4-1 | W, 7-6 | 471 ft | 103.6 mph | 27° |
| 61. | Johan Camargo (2) | 52 - June 1 | vs. Memphis | Dakota Hudson | Slider | RCF | 1 | ▼4 | 2 | 0-2 | 2-1 | L, 12-6 | 393 ft | 98.2 mph | 31° |
| 62. | Brewer Hicklen (3) | 52 - June 1 | vs. Memphis | Ryan Loutos | Sinker | CF | 0 | ▼7 | 0 | 1-0 | 4-10 | L, 12-6 | 425 ft | 105.8 mph | 33° |
| 63. | CJ Alexander (8) | 52 - June 1 | vs. Memphis | Ryan Loutos | Cutter | RCF | 1 | ▼8 | 0 | 2-2 | 5-12 | L, 12-6 | 400 ft | 102.8 mph | 30° |
| 64. | Nate Eaton (2) | 53 - June 2 | vs. Memphis | Tommy Parsons | 4-seam FB | LF | 0 | ▼1 | 1 | 0-0 | 1-0 | W, 10-9 (10) | 330 ft | 103.3 mph | 46° |
| 65. | Johan Camargo (3) | 56 - June 6 | @ Indianapolis | Yerry De Los Santos | Sinker | RCF | 0 | ▲9 | 0 | 3-1 | 3-2 | W, 4-2 | 399 ft | 107.6 mph | 22° |
| 66. | CJ Alexander (9) | 57 - June 7 | @ Indianapolis | Quinn Priester | Curveball | RCF | 2 | ▲2 | 0 | 1-2 | 3-2 | W, 9-7 | 404 ft | 101.3 mph | 34° |
| 67. | CJ Alexander (10) | 58 - June 8 | @ Indianapolis | Eli Villalobos | 4-seam FB | RCF | 1 | ▲7 | 2 | 2-1 | 14-7 | W, 15-7 | 408 ft | 108.5 mph | 35° |
| 68. | Brewer Hicklen (4) | 59 - June 9 | @ Indianapolis | Kent Emanuel (L) | Sinker | RCF | 1 | ▲4 | 1 | 1-1 | 5-1 | W, 6-2 | 410 ft | 106.9 mph | 26° |
| 69. | Tyler Gentry (5) | 60 - June 10 | @ Indianapolis | Hunter Stratton | Slider | LF | 2 | ▲5 | 2 | 0-2 | 3-2 | W, 9-5 | 431 ft | 106.0 mph | 28° |
| 70. | Samad Taylor (5) | 61 - June 13 | vs. Columbus | Joey Cantillo (L) | 4-seam FB | LCF | 0 | ▼6 | 1 | 1-1 | 1-2 | W, 6-5 | 395 ft | 102.4 mph | 27° |
| 71. | Brewer Hicklen (5) | 61 - June 13 | vs. Columbus | Michael Kelly | Slider | LF | 1 | ▼8 | 2 | 2-1 | 6-5 | W, 6-5 | 422 ft | 108.1 mph | 28° |
| 72. | Samad Taylor (6) | 62 - June 14 | vs. Columbus | Gavin Williams | 4-seam FB | CF | 0 | ▼1 | 0 | 2-1 | 1-0 | W, 6-1 | 422 ft | 104.5 mph | 27° |
| 73. | Johan Camargo (4) | 62 - June 14 | vs. Columbus | Gavin Williams | 4-seam FB | LF | 0 | ▼4 | 1 | 0-2 | 2-1 | W, 6-1 | 324 ft | 90.8 mph | 34° |
| 74. | Tyler Gentry (6) | 62 - June 14 | vs. Columbus | Caleb Simpson | 4-seam FB | LCF | 1 | ▼7 | 2 | 0-1 | 6-1 | W, 6-1 | 388 ft | 101.2 mph | 24° |
| 75. | Kyle Isbel (1) | 64 - June 16 | vs. Columbus | Thomas Ponticelli | Sweeper | CF | 0 | ▼1 | 1 | 1-0 | 1-1 | W, 4-1 | 406 ft | 104.3 mph | 23° |
| 76. | Nate Eaton (3) | 65 - June 17 | vs. Columbus | Jhon Romero | 4-seam FB | CF | 0 | ▼1 | 0 | 0-0 | 1-0 | W, 13-4 | 412 ft | 103.0 mph | 33° |
| 77. | Nate Eaton (4) | 65 - June 17 | vs. Columbus | Caleb Baragar (L) | 4-seam FB | LF | 0 | ▼3 | 0 | 2-2 | 2-0 | W, 13-4 | 410 ft | 103.8 mph | 37° |
| 78. | Jermaine Palacios (1) | 66 - June 18 | vs. Columbus | Joey Cantillo (L) | Changeup | LCF | 1 | ▼2 | 2 | 1-1 | 2-0 | W, 6-4 | 409 ft | 101.9 mph | 29° |
| 79. | John Rave (1) | 66 - June 18 | vs. Columbus | Joey Cantillo (L) | 4-seam FB | LCF | 2 | ▼3 | 2 | 1-2 | 6-1 | W, 6-4 | ITP | 96.5 mph | 26° |
| 80. | Adeiny Hechavarria (1) | 69 - June 22 | @ Rochester | Tommy Romero | 4-seam FB | LCF | 3 | ▲4 | 2 | 3-0 | 4-2 | W, 8-4 | 411 ft | 100.5 mph | 29° |
| 81. | Kyle Isbel (2) | 70 - June 23 | @ Rochester | Joan Adon | 4-seam FB | RF | 0 | ▲4 | 0 | 3-2 | 1-0 | W, 4-2 | 375 ft | 102.8 mph | 32° |
| 82. | John Rave (2) | 71 - June 24 | @ Rochester | Anthony Banda (L) | Slider | RCF | 0 | ▲4 | 2 | 1-1 | 1-0 | L, 3-2 | 406 ft | 101.9 mph | 24° |

| HR # | PLAYER (SEASON #) | GM # - DATE | OPPONENT | PITCHER | PITCH TYPE | DIRECTION | ON BASE | INNING | OUTS | COUNT | SCORE | FINAL | DISTANCE | EXIT VELO | LAUNCH ANGLE |
|------|------------------------|------------------|------------------|----------------------|------------|-----------|---------|--------|------|-------|-------|-------------|----------|-----------|--------------|
| 83. | Adeiny Hechavarria (2) | 74 - June 29 | vs. Iowa | Riley Thompson | 4-seam FB | LCF | 0 | ▼ 2 | 1 | 1-1 | 1-2 | W, 8-3 | 387 ft | 97.1 mph | 36° |
| 84. | Angelo Castellano (5) | 74 - June 29 | vs. Iowa | Riley Thompson | Sinker | LF | 1 | ▼ 2 | 1 | 0-0 | 3-2 | W, 8-3 | 396 ft | 99.6 mph | 30° |
| 85. | John Rave (3) | 74 - June 29 | vs. Iowa | Brendon Little (L) | Sinker | LF | 0 | ▼ 7 | 2 | 3-1 | 8-2 | W, 8-3 | 366 ft | 98.0 mph | 32° |
| 86. | Tucker Bradley (3) | 76 - July 2 (G1) | vs. Iowa | Chris Clarke | Slider | RF | 1 | ▼ 3 | 2 | 1-0 | 5-1 | W, 11-1 (7) | 355 ft | 90.5 mph | 36° |
| 87. | Angelo Castellano (6) | 76 - July 2 (G1) | vs. Iowa | Rowan Wick | 4-seam FB | LF | 0 | ▼ 5 | 2 | 1-2 | 8-1 | W, 11-1 (7) | 385 ft | 102.5 mph | 21° |
| 88. | Nate Eaton (5) | 77 - July 2 (G2) | vs. Iowa | Nick Neidert | Curveball | CF | 0 | ▼ 4 | 2 | 0-0 | 2-1 | L, 6-2 (7) | 422 ft | 103.0 mph | 28° |
| 89. | Tyler Gentry (7) | 78 - July 3 | vs. Iowa | Ben Brown | Slider | LF | 0 | ▼ 4 | 1 | 2-2 | 2-4 | L, 7-6 | 352 ft | 98.7 mph | 22° |
| 90. | Logan Porter (8) | 80 - July 5 | @ Gwinnett | Justus Sheffield (L) | Sinker | LF | 0 | ▲ 3 | 0 | 0-0 | 4-1 | L, 8-7 (10) | 383 ft | 97.8 mph | 40° |
| 91. | Nate Eaton (6) | 80 - July 5 | @ Gwinnett | Nick Margevicius (L) | Changeup | CF | 1 | ▲ 1 | 1 | 2-1 | 3-1 | L, 9-6 | 417 ft | 101.3 mph | 32° |
| 92. | Tyler Gentry (8) | 80 - July 5 | @ Gwinnett | Dereck Rodriguez | 4-seam FB | LCF | 2 | ▲ 6 | 2 | 2-0 | 6-7 | L, 9-6 | 410 ft | 104.3 mph | 24° |
| 93. | Logan Porter (9) | 82 - July 7 | @ Gwinnett | Jared Shuster (L) | Changeup | LCF | 0 | ▲ 1 | 2 | 2-1 | 1-0 | W, 7-1 | 400 ft | 103.6 mph | 26° |
| 94. | Jermaine Palacios (2) | 82 - July 7 | @ Gwinnett | Matt Swarmer | Slider | LF | 1 | ▲ 6 | 0 | 1-2 | 4-1 | W, 7-1 | 357 ft | 95.3 mph | 28° |
| 95. | Brewer Hicklen (5) | 84 - July 14 | vs. Indianapolis | Wil Crowe | - | LCF | 0 | ▼ 2 | 1 | 0-0 | 2-10 | L, 13-5 | 441 ft | - | - |
| 96. | Tucker Bradley (4) | 84 - July 14 | vs. Indianapolis | Kent Emanuel (L) | Sinker | RF | 0 | ▼ 5 | 0 | 2-0 | 3-11 | L, 13-5 | 415 ft | 106.3 mph | 33° |
| 97. | Brewer Hicklen (6) | 84 - July 14 | vs. Indianapolis | Juan Minaya | Slider | LCF | 1 | ▼ 9 | 2 | 0-0 | 5-13 | L, 13-5 | 428 ft | 108.5 mph | 26° |
| 98. | Tyler Gentry (9) | 85 - July 15 | vs. Indianapolis | Cam Alldred (L) | Slider | LF | 2 | ▼ 2 | 1 | 0-2 | 3-0 | W, 8-3 | 355 ft | 97.1 mph | 23° |
| 99. | Logan Porter (10) | 85 - July 15 | vs. Indianapolis | Jose Hernandez (L) | 4-seam FB | LCF | 1 | ▼ 3 | 1 | 2-1 | 5-1 | W, 8-3 | 382 ft | 97.7 mph | 29° |
| 100. | CJ Alexander (11) | 85 - July 15 | vs. Indianapolis | Hunter Stratton | Cutter | RF | 1 | ▼ 7 | 2 | 1-2 | 8-2 | W, 8-3 | 382 ft | 97.2 mph | 37° |
| 101. | Adeiny Hechavarria (3) | 86 - July 16 | vs. Indianapolis | Jared Jones | 4-seam FB | RCF | 2 | ▼ 4 | 2 | 3-1 | 3-3 | L, 11-4 | 396 ft | 99.3 mph | 35° |
| 102. | Nate Eaton (7) | 86 - July 16 | vs. Indianapolis | Kyle Nicolas | 4-seam FB | CF | 0 | ▼ 6 | 0 | 0-0 | 4-10 | L, 11-4 | 413 ft | 101.9 mph | 29° |
| 103. | Nate Eaton (8) | 88 - July 19 | vs. St. Paul | Aaron Sanchez | Changeup | LCF | 1 | ▼ 9 | 1 | 2-0 | 4-9 | L, 9-4 | 396 ft | 104.1 mph | 37° |
| 104. | Jermaine Palacios (3) | 89 - July 20 | vs. St. Paul | Ronny Henriquez | 4-seam FB | LF | 0 | ▼ 5 | 0 | 2-0 | 2-0 | L, 6-5 | 364 ft | 96.0 mph | 30° |
| 105. | Nick Loftin (10) | 95 - July 28 | @ Columbus | Thomas Ponticelli | Slider | LCF | 0 | ▲ 1 | 2 | 0-0 | 1-0 | W, 7-6 | 407 ft | 101.6 mph | 26° |
| 106. | Nate Eaton (9) | 95 - July 28 | @ Columbus | Thomas Ponticelli | Sweeper | LF | 1 | ▲ 2 | 0 | 1-2 | 3-0 | W, 7-6 | 398 ft | 107.3 mph | 24° |
| 107. | John Rave (4) | 95 - July 28 | @ Columbus | Randy Labaut (L) | 4-seam FB | RCF | 0 | ▲ 6 | 0 | 0-0 | 4-2 | W, 7-6 | 377 ft | 99.0 mph | 28° |
| 108. | Angelo Castellano (7) | 95 - July 28 | @ Columbus | Jhon Romero | Slider | LF | 1 | ▲ 6 | 2 | 2-2 | 6-2 | W, 7-6 | 356 ft | 99.4 mph | 22° |
| 109. | Tyler Gentry (10) | 97 - July 29 | @ Columbus | Joey Cantillo (L) | 4-seam FB | CF | 0 | ▲ 2 | 0 | 3-2 | 1-0 | L, 6-3 | 399 ft | 103.0 mph | 24° |
| 110. | Matt Beaty (1) | 98 - July 30 | @ Columbus | Peyton Battenfield | 4-seam FB | RCF | 0 | ▲ 1 | 1 | 1-0 | 1-0 | W, 7-5 | 376 ft | 101.2 mph | 23° |
| 111. | Brewer Hicklen (8) | 98 - July 30 | @ Columbus | Peyton Battenfield | 4-seam FB | LF | 0 | ▲ 2 | 2 | 0-1 | 2-0 | W, 7-5 | 373 ft | 96.0 mph | 25° |
| 112. | Tyler Gentry (11) | 98 - July 30 | @ Columbus | Peyton Battenfield | Cutter | RCF | 0 | ▲ 5 | 0 | 0-1 | 3-1 | W, 7-5 | 370 ft | 97.5 mph | 26° |
| 113. | Adeiny Hechavarria (4) | 98 - July 30 | @ Columbus | Peyton Battenfield | 4-seam FB | CF | 1 | ▲ 5 | 0 | 0-0 | 5-1 | W, 7-5 | 433 ft | 102.3 mph | 26° |
| 114. | Nick Loftin (11) | 98 - July 30 | @ Columbus | Peyton Battenfield | Cutter | CF | 1 | ▲ 5 | 2 | 1-1 | 7-1 | W, 7-5 | 400 ft | 100.9 mph | 24° |

ABS CHALLENGES BY PLAYER

| HITTERS – 44% (20-FOR-45) | TOTAL CHALLENGES | SUCCESSFUL CHALLENGES | SUCCESS RATE (%) |
|---------------------------|------------------|-----------------------|------------------|
| CJ Alexander | 2 | 1 | 50% |
| Dairon Blanco | 2 | 1 | 50% |
| Tucker Bradley | 1 | 0 | 0% |
| José Briceño | 1 | 0 | 0% |
| Angelo Castellano | 2 | 1 | 50% |
| Clay Dungan | 4 | 3 | 75% |
| Nate Eaton | 4 | 2 | 50% |
| Maikel Garcia | 1 | 0 | 0% |
| Tyler Gentry | 2 | 1 | 50% |
| Adeiny Hechavarria | 2 | 1 | 50% |
| Brewer Hicklen | 4 | 2 | 50% |
| Nick Loftin | 1 | 0 | 0% |
| Jermaine Palacios | 2 | 0 | 0% |
| Logan Porter | 9 | 5 | 56% |
| John Rave | 1 | 1 | 100% |
| Jakson Reetz | 3 | 1 | 33% |
| Samad Taylor | 3 | 0 | 0% |
| Drew Waters | 1 | 1 | 100% |

| CATCHERS – 38% (24-FOR-63) | TOTAL CHALLENGES | SUCCESSFUL CHALLENGES | SUCCESS RATE (%) |
|----------------------------|------------------|-----------------------|------------------|
| José Briceño | 17 | 5 | 29% |
| Logan Porter | 14 | 6 | 43% |
| Jakson Reetz | 32 | 13 | 41% |

| PITCHERS – 40% (6-FOR-15) | TOTAL CHALLENGES | SUCCESSFUL CHALLENGES | SUCCESS RATE (%) |
|---------------------------|------------------|-----------------------|------------------|
| Max Castillo | 1 | 0 | 0% |
| Christian Chamberlain | 5 | 4 | 80% |
| Jonah Dipoto | 2 | 1 | 50% |
| Jonathan Heasley | 1 | 0 | 0% |
| Will Klein | 1 | 0 | 0% |
| Jackson Kowar | 2 | 1 | 50% |
| James McArthur | 1 | 0 | 0% |
| Daniel Mengden | 1 | 0 | 0% |
| Nick Wittgren | 1 | 0 | 0% |

ABS CHALLENGES BY GAME

| DATE | TOTAL | SUCCESSFUL | SUCCESS RATE (%) | DATE | TOTAL | SUCCESSFUL | SUCCESS RATE (%) |
|-------------|-------|------------|------------------|--------------|-------|------------|------------------|
| April 28 | 2 | 0 | 0% | July 21 | 6 | 3 | 50% |
| May 5 | 2 | 0 | 0% | July 22 | 3 | 2 | 67% |
| May 6 | 0 | 0 | – | July 23 | 2 | 0 | 0% |
| May 7 | 4 | 1 | 25% | July 28 | 4 | 2 | 50% |
| May 12 | 4 | 2 | 50% | July 29 | 4 | 2 | 50% |
| May 13 | 2 | 0 | 0% | July 30 | 3 | 0 | 0% |
| May 14 | 4 | 1 | 25% | August 4 | | | |
| May 19 | 1 | 0 | 0% | August 5 | | | |
| May 20 | 6 | 3 | 50% | August 6 | | | |
| May 21 | 9 | 7 | 78% | August 11 | | | |
| May 26 | 5 | 2 | 40% | August 12 | | | |
| May 27 | 3 | 1 | 33% | August 13 | | | |
| May 28 | 4 | 1 | 25% | August 18 | | | |
| June 2 | 2 | 0 | 0% | August 19 | | | |
| June 3 | 3 | 0 | 0% | August 20 | | | |
| June 4 | 3 | 1 | 33% | August 25 | | | |
| June 9 | 4 | 3 | 75% | August 26 | | | |
| June 10 | 4 | 1 | 25% | August 27 | | | |
| June 16 | 1 | 0 | 0% | September 1 | | | |
| June 17 | 4 | 2 | 50% | September 2 | | | |
| June 18 | 3 | 1 | 33% | September 3 | | | |
| June 23 | 3 | 2 | 67% | September 8 | | | |
| June 24 | 4 | 1 | 25% | September 9 | | | |
| June 25 | 1 | 1 | 25% | September 10 | | | |
| July 2 [G1] | 5 | 2 | 40% | September 15 | | | |
| July 2 [G2] | 1 | 0 | 0% | September 16 | | | |
| July 3 | 4 | 2 | 50% | September 17 | | | |
| July 7 | 4 | 3 | 75% | September 22 | | | |
| July 9 | 2 | 0 | 0% | September 23 | | | |
| July 15 | 0 | 0 | – | September 24 | | | |
| July 16 | 7 | 4 | 57% | | | | |

ABS CHALLENGES BY COUNT

| COUNT | TOTAL CHALLENGES | SUCCESSFUL CHALLENGES | SUCCESS RATE (%) |
|-----------|------------------|-----------------------|------------------|
| 0-0 Count | 23 | 6 | 26% |
| 0-1 Count | 18 | 7 | 39% |
| 0-2 Count | 3 | 2 | 67% |
| 1-0 Count | 17 | 10 | 59% |
| 1-1 Count | 15 | 7 | 47% |
| 1-2 Count | 8 | 2 | 25% |
| 2-0 Count | 2 | 0 | 0% |
| 2-1 Count | 6 | 3 | 50% |
| 2-2 Count | 13 | 6 | 46% |
| 3-0 Count | 3 | 2 | 67% |
| 3-1 Count | 3 | 3 | 100% |
| 3-2 Count | 12 | 2 | 17% |

ABS CHALLENGES BY INNING

| INNING | CHALLENGES | SUCCESSFUL CHALLENGES | SUCCESS RATE (%) |
|------------|------------|-----------------------|------------------|
| 1st Inning | 6 | 0 | 0% |
| 2nd Inning | 9 | 3 | 33% |
| 3rd Inning | 13 | 7 | 54% |
| 4th Inning | 11 | 5 | 45% |
| 5th Inning | 14 | 6 | 43% |
| 6th Inning | 22 | 12 | 55% |
| 7th Inning | 16 | 9 | 56% |
| 8th Inning | 17 | 5 | 29% |
| 9th Inning | 15 | 3 | 20% |
| Extras | 0 | – | – |

ABS CHALLENGES BY UMPIRE

| UMPIRE | CHALLENGES | OVERTURNED CALLS | OVERTURNED RATE (%) |
|-------------------|------------|------------------|---------------------|
| David Arrieta | 3 | 2 | 67% |
| John Bacon | 1 | 0 | 0% |
| Mark Bass | 3 | 1 | 33% |
| Matthew Bates | 4 | 3 | 75% |
| Jhonatan Biarreta | 6 | 3 | 50% |
| Sam Burch | 4 | 1 | 25% |
| Matthew Brown | 6 | 3 | 50% |
| Cody Clark | 3 | 0 | 0% |
| Paul Clemons | 4 | 0 | 0% |
| Trevor Danneger | 2 | 0 | 0% |
| Darius Ghani | 3 | 1 | 33% |
| Luis Hernandez | 8 | 4 | 50% |
| Steven Jaschinski | 3 | 2 | 67% |
| Tyler Jones | 6 | 2 | 33% |
| Dexter Kelley | 4 | 0 | 0% |
| Louie Krupa | 1 | 0 | 0% |
| Chris Marco | 4 | 1 | 25% |
| Jose Matamoros | 3 | 1 | 33% |
| Raul Moreno | 2 | 0 | 0% |
| Robert Nunez | 4 | 1 | 25% |
| Cody Oakes | 2 | 0 | 0% |
| Jennifer Pawol | 7 | 4 | 57% |
| Mike Rains | 4 | 1 | 25% |
| Randy Rosenberg | 9 | 3 | 33% |
| Derek Thomas | 5 | 2 | 40% |
| Nate Tomlinson | 4 | 2 | 50% |
| Kelvis Velez | 9 | 7 | 78% |
| Tom West | 1 | 1 | 100% |
| Lew Williams III | 4 | 3 | 75% |
| Dillon Wilson | 4 | 2 | 50% |

THIS WEEK'S CREW IN BOLD

9 of 50 (18.0%) successfully challenged pitches for Omaha have immediately changed the outcome of a plate appearance in favor of the Storm Chasers (i.e. overturned call is Ball 4 on a hitter or Strike 3 for a Pitcher/Catcher).

ABS CHALLENGE TRACKER (50-FOR-123 / 40.7%)

| # | GM # - DATE | OPPONENT | PLAYER CHALLENGING | POSITION | INNING | CALL (COUNT) | OVERTURNED? | PLAY RESULT (COUNT) | OPPONENT | UMPIRE |
|-----|------------------|------------------|-----------------------|----------|--------|--------------|-------------|-----------------------------|--------------------------|-------------------|
| 1. | 23 - April 28 | @ Nashville | Logan Porter | Catcher | ▼ 6 | Ball (0-0) | No | Lineout, L9 (1-1) | Thomas Pannone (P) | Paul Clemens |
| 2. | 23 - April 28 | @ Nashville | Maikel Garcia | Batter | ▲ 8 | Strike (1-0) | No | Groundout, 5-4 (0-1) | Thomas Pannone (P) | Paul Clemens |
| 3. | 29 - May 5 | vs. Louisville | Jakson Reetz | Catcher | ▲ 8 | Ball (0-0) | No | Walk (3-0) | Chuckie Robinson (C) | Tyler Jones |
| 4. | 29 - May 5 | vs. Louisville | Jakson Reetz | Catcher | ▼ 9 | Ball (0-0) | No | Strikeout Looking (2-2) | T.J. Hopkins (LF) | Tyler Jones |
| 5. | 31 - May 7 | vs. Louisville | Dairon Blanco | Batter | ▼ 9 | Strike (3-2) | No | Strikeout Looking (3-2) | Andrew Abbott (P) | Randy Rosenberg |
| 6. | 31 - May 7 | vs. Louisville | Brewer Hicklen | Batter | ▼ 3 | Strike (3-2) | YES | Walk (3-2) | Andrew Abbott (P) | Randy Rosenberg |
| 7. | 31 - May 7 | vs. Louisville | Jakson Reetz | Catcher | ▲ 4 | Ball (3-2) | No | Walk (3-2) | Nick Martini (RF) | Randy Rosenberg |
| 8. | 31 - May 7 | vs. Louisville | Logan Porter | Batter | ▼ 5 | Strike (3-2) | No | Strikeout Looking (3-2) | Andrew Abbott (P) | Randy Rosenberg |
| 9. | 35 - May 12 | @ Scranton/WB | Jakson Reetz | Catcher | ▼ 5 | Ball (0-0) | YES | Lineout, L9 (0-2) | Carlos Narvaez (C) | Dillon Wilson |
| 10. | 35 - May 12 | @ Scranton/WB | Jakson Reetz | Catcher | ▼ 7 | Ball (2-1) | YES | Strikeout Looking (2-2) | Jamie Westbrook (2B) | Dillon Wilson |
| 11. | 35 - May 12 | @ Scranton/WB | Jakson Reetz | Batter | ▲ 8 | Strike (1-1) | No | Strikeout Looking (1-2) | Matt Bowman (P) | Dillon Wilson |
| 12. | 35 - May 12 | @ Scranton/WB | Nick Wittgren | Pitcher | ▼ 9 | Ball (2-1) | No | Walk (3-2) | Jesus Bastidas (SS) | Dillon Wilson |
| 13. | 36 - May 13 | @ Scranton/WB | Jackson Kowar | Pitcher | ▼ 9 | Ball (3-2) | No | Walk (3-2) | Billy McKinney (CF) | Raul Moreno |
| 14. | 36 - May 13 | @ Scranton/WB | Logan Porter | Catcher | ▼ 9 | Ball (0-0) | No | Home Run (2-2) | Ben Rortvedt (C) | Raul Moreno |
| 15. | 37 - May 14 | @ Scranton/WB | Jakson Reetz | Catcher | ▼ 3 | Ball (3-2) | No | Walk (3-2) | Andres Chaparro (3B) | Robert Nunez |
| 16. | 37 - May 14 | @ Scranton/WB | Jakson Reetz | Catcher | ▼ 7 | Ball (3-2) | No | Walk (3-2) | Elijah Dunham (LF) | Robert Nunez |
| 17. | 37 - May 14 | @ Scranton/WB | Jakson Reetz | Catcher | ▼ 7 | Ball (2-2) | YES | Strikeout Looking (2-2) | Franchy Cordaro (RF) | Robert Nunez |
| 18. | 37 - May 14 | @ Scranton/WB | Jakson Reetz | Catcher | ▼ 8 | Ball (1-1) | No | Single (2-1) | Estevan Florial (CF) | Robert Nunez |
| 19. | 41 - May 19 | vs. Toledo | Daniel Mengden | Pitcher | ▲ 5 | Ball (1-0) | No | Flyout, F8 (2-0) | Cory Joyce (SS) | John Bacon |
| 20. | 42 - May 20 | vs. Toledo | Jakson Reetz | Catcher | ▲ 2 | Ball (2-2) | YES | Strikeout Looking (2-2) | Donny Sands (C) | Jhonatan Biarreta |
| 21. | 42 - May 20 | vs. Toledo | Jakson Reetz | Catcher | ▲ 3 | Strike (2-2) | YES | Groundout, 5-3 (1-2) | Justin-Henry Malloy (3B) | Jhonatan Biarreta |
| 22. | 42 - May 20 | vs. Toledo | Jakson Reetz | Batter | ▼ 3 | Strike (3-2) | No | Strikeout Looking (2-2) | Reese Olson (P) | Jhonatan Biarreta |
| 23. | 42 - May 20 | vs. Toledo | Jakson Reetz | Catcher | ▲ 6 | Ball (2-0) | No | RBI Walk (3-2) | Justin-Henry Malloy (3B) | Jhonatan Biarreta |
| 24. | 42 - May 20 | vs. Toledo | Jakson Reetz | Catcher | ▲ 6 | Ball (3-0) | YES | RBI Walk (3-2) | Justin-Henry Malloy (3B) | Jhonatan Biarreta |
| 25. | 42 - May 20 | vs. Toledo | Jakson Reetz | Catcher | ▲ 7 | Ball (0-0) | No | Single (3-1) | Andre Lipcius (LF) | Jhonatan Biarreta |
| 26. | 43 - May 21 | vs. Toledo | Jakson Reetz | Catcher | ▲ 2 | Ball (0-1) | YES | Walk (3-2) | Donny Sands (C) | Kelvis Velez |
| 27. | 43 - May 21 | vs. Toledo | Angelo Castellano | Batter | ▼ 4 | Strike (0-1) | YES | Flyout, F8 (2-2) | Ashton Goudeau (P) | Kelvis Velez |
| 28. | 43 - May 21 | vs. Toledo | Jakson Reetz | Catcher | ▲ 5 | Ball (0-1) | No | Hit By Pitch (2-2) | Donny Sands (C) | Kelvis Velez |
| 29. | 43 - May 21 | vs. Toledo | Brewer Hicklen | Batter | ▼ 5 | Strike (1-0) | YES | Lineout, L7 (2-1) | Seth Elledge (P) | Kelvis Velez |
| 30. | 43 - May 21 | vs. Toledo | Jakson Reetz | Catcher | ▲ 6 | Ball (1-1) | No | Lineout, L6 (2-2) | Justin-Henry Malloy (DH) | Kelvis Velez |
| 31. | 43 - May 21 | vs. Toledo | Dairon Blanco | Batter | ▼ 6 | Strike (3-2) | YES | Walk (3-2) | Seth Elledge (P) | Kelvis Velez |
| 32. | 43 - May 21 | vs. Toledo | Drew Waters | Batter | ▼ 6 | Strike (0-2) | YES | Double (1-2) | Seth Elledge (P) | Kelvis Velez |
| 33. | 43 - May 21 | vs. Toledo | Logan Porter | Batter | ▼ 6 | Strike (1-1) | YES | Walk (3-2) | Braden Bristo (P) | Kelvis Velez |
| 34. | 43 - May 21 | @ St. Paul | Jakson Reetz | Catcher | ▼ 9 | Ball (1-0) | YES | Double Play, 5-4-3 (2-2) | Donny Sands (C) | Kelvis Velez |
| 35. | 47 - May 26 | @ St. Paul | Jakson Reetz | Catcher | ▼ 4 | Ball (0-1) | YES | Lineout, L5 (1-1) | Chris Williams (DH) | Derek Thomas |
| 36. | 47 - May 26 | @ St. Paul | Jakson Reetz | Catcher | ▼ 6 | Ball (3-1) | YES | Strikeout Swinging (3-2) | Chris Williams (DH) | Derek Thomas |
| 37. | 47 - May 26 | @ St. Paul | Jakson Reetz | Catcher | ▼ 8 | Ball (0-0) | YES | Groundout, 1-3 (0-1) | Andrew Bechtold (3B) | Derek Thomas |
| 38. | 47 - May 26 | @ St. Paul | Jakson Reetz | Catcher | ▼ 8 | Ball (2-2) | No | Walk (3-2) | Hernan Perez (LF) | Derek Thomas |
| 39. | 47 - May 26 | @ St. Paul | Jakson Reetz | Catcher | ▼ 9 | Ball (0-0) | No | Double (2-0) | Andrew Stevenson (CF) | Derek Thomas |
| 40. | 48 - May 27 | @ St. Paul | Logan Porter | Catcher | ▼ 4 | Ball (1-2) | No | Flyout, F6 (2-2) | Andrew Stevenson (CF) | Darius Ghan |
| 41. | 48 - May 27 | @ St. Paul | Jonah Dipoto | Pitcher | ▼ 5 | Ball (1-0) | YES | Strikeout Swinging (2-2) | Andrew Bechtold (2B) | Darius Ghan |
| 42. | 48 - May 27 | @ St. Paul | Logan Porter | Catcher | ▼ 8 | Ball (0-0) | No | Fielder's Choice, 6-4 (1-1) | Andrew Stevenson (CF) | Darius Ghan |
| 43. | 49 - May 28 | @ St. Paul | Jakson Reetz | Catcher | ▼ 8 | Ball (0-0) | No | Single (2-0) | Jair Camargo (DH) | Mike Bains |
| 44. | 49 - May 28 | @ St. Paul | Jakson Reetz | Catcher | ▼ 5 | Ball (0-1) | YES | Strikeout Swinging (0-2) | Alex De Goti (2B) | Mike Bains |
| 45. | 49 - May 28 | @ St. Paul | Tyler Gentry | Batter | ▼ 7 | Strike (1-2) | No | Strikeout Looking (1-2) | Josh Winder (P) | Mike Bains |
| 46. | 49 - May 28 | @ St. Paul | Jakson Reetz | Catcher | ▼ 7 | Ball (1-1) | No | Walk (3-2) | Ryan LaMarre (RF) | Mike Bains |
| 47. | 53 - June 2 | vs. Memphis | Tucker Bradley | Batter | ▼ 5 | Strike (1-2) | No | Walk (3-2) | Andrew Suarez (P) | Paul Clemens |
| 48. | 53 - June 2 | vs. Memphis | Brewer Hicklen | Batter | ▼ 9 | Strike (1-1) | No | Strikeout Swinging (1-2) | Jake Walsh (P) | Paul Clemens |
| 49. | 54 - June 3 | vs. Memphis | Jakson Reetz | Catcher | ▼ 2 | Ball (1-0) | No | Single (2-0) | Taylor Motter (1B) | Cody Clark |
| 50. | 54 - June 3 | vs. Memphis | Samad Taylor | Batter | ▼ 2 | Strike (0-1) | No | Strikeout Swinging (0-2) | Zack Thompson (P) | Cody Clark |
| 51. | 54 - June 3 | vs. Memphis | Jakson Reetz | Catcher | ▼ 7 | Ball (2-2) | No | Strikeout Looking (3-2) | Aaron Antonini (DH) | Cody Clark |
| 52. | 55 - June 4 | vs. Memphis | CJ Alexander | Batter | ▼ 9 | Strike (0-0) | No | Double Play, 6-4-3 (2-2) | Grant Black (P) | Mark Bass |
| 53. | 55 - June 4 | vs. Memphis | Logan Porter | Catcher | ▲ 6 | Ball (0-0) | YES | Groundout, 6-3 (2-2) | Juniel Queerecuto (CF) | Mark Bass |
| 54. | 55 - June 4 | vs. Memphis | Jonah Dipoto | Pitcher | ▼ 9 | Ball (2-2) | No | RBI Walk (3-2) | Enrol Robinson (3B) | Mark Bass |
| 55. | 59 - June 9 | @ Indianapolis | Logan Porter | Batter | ▲ 3 | Strike (0-0) | YES | Flyout, F9 (2-1) | Kent Emanuel (P) | Lew Williams III |
| 56. | 59 - June 9 | @ Indianapolis | Jakson Reetz | Catcher | ▼ 3 | Ball (0-1) | YES | Strikeout Swinging (0-2) | Nick Gonzalez (2B) | Lew Williams III |
| 57. | 59 - June 9 | @ Indianapolis | Jakson Reetz | Catcher | ▼ 9 | Ball (0-0) | YES | Strikeout Swinging (0-2) | Ryan Villade (CF) | Lew Williams III |
| 58. | 59 - June 9 | @ Indianapolis | Jakson Reetz | Catcher | ▼ 9 | Ball (0-0) | No | Fielder's Choice, 5-4 (1-0) | Henry Davis (RF) | Lew Williams III |
| 59. | 60 - June 10 | @ Indianapolis | Samad Taylor | Batter | ▼ 3 | Strike (2-1) | No | Walk (3-2) | Ryan Burch (P) | Sam Burch |
| 60. | 60 - June 10 | @ Indianapolis | Brewer Hicklen | Batter | ▼ 4 | Strike (1-1) | No | Strikeout Swinging (1-2) | Ryan Burch (P) | Sam Burch |
| 61. | 60 - June 10 | @ Indianapolis | Jakson Reetz | Batter | ▼ 7 | Strike (0-2) | YES | Groundout, 6-3 (2-2) | Tyler Chatwood (P) | Sam Burch |
| 62. | 60 - June 10 | @ Indianapolis | Jakson Reetz | Catcher | ▼ 7 | Ball (3-2) | No | Walk (3-2) | Chris Owens (SS) | Sam Burch |
| 63. | 64 - June 16 | vs. Columbus | Jose Briceño | Pitcher | ▼ 6 | Ball (2-2) | No | Double Play, 4-6-3 (3-2) | Zack Collins (C) | Dexter Kelley |
| 64. | 65 - June 17 | vs. Columbus | Adeiny Hechavarria | Batter | ▼ 4 | Strike (3-1) | YES | Walk (3-1) | Luis Oviedo (P) | Luis Hernandez |
| 65. | 65 - June 17 | vs. Columbus | Logan Porter | Catcher | ▼ 6 | Ball (1-0) | No | Home Run (2-1) | Oscar Gonzalez (LF) | Luis Hernandez |
| 66. | 65 - June 17 | vs. Columbus | Jose Briceño | Batter | ▼ 6 | Strike (1-2) | No | Strikeout Looking (1-2) | Michael Kelly (P) | Luis Hernandez |
| 67. | 65 - June 17 | vs. Columbus | Logan Porter | Catcher | ▼ 7 | Ball (1-1) | YES | Single (1-2) | George Valera (RF) | Luis Hernandez |
| 68. | 66 - June 18 | vs. Columbus | James McArthur | Pitcher | ▼ 1 | Ball (0-0) | No | Single (2-1) | Oscar Gonzalez (LF) | Jose Matamoros |
| 69. | 66 - June 18 | vs. Columbus | Jose Briceño | Catcher | ▼ 4 | Ball (1-0) | No | Walk (3-0) | George Valera (RF) | Jose Matamoros |
| 70. | 66 - June 18 | vs. Columbus | Jose Briceño | Catcher | ▲ 8 | Ball (1-0) | YES | Groundout, 4-3 (2-2) | Jhonkensy Noel (1B) | Jose Matamoros |
| 71. | 70 - June 23 | @ Rochester | Clay Dungan | Batter | ▼ 3 | Strike (1-2) | YES | Single (2-2) | Joan Adon (P) | Steven Jaschinski |
| 72. | 70 - June 23 | @ Rochester | Logan Porter | Batter | ▲ 8 | Strike (1-0) | YES | Strikeout Looking (2-2) | Amos Willingham (P) | Steven Jaschinski |
| 73. | 70 - June 23 | @ Rochester | Logan Porter | Batter | ▲ 8 | Strike (1-1) | No | Strikeout Looking (2-2) | Amos Willingham (P) | Steven Jaschinski |
| 74. | 71 - June 24 | @ Rochester | Jermaine Palacios | Batter | ▼ 2 | Strike (1-2) | No | Strikeout Looking (2-2) | Anthony Banda (P) | Chris Marco |
| 75. | 71 - June 24 | @ Rochester | Jose Briceño | Catcher | ▼ 2 | Ball (0-0) | No | Groundout, 6-3 (2-2) | Luis Marcens (C) | Chris Marco |
| 76. | 71 - June 24 | @ Rochester | Jose Briceño | Catcher | ▼ 6 | Ball (1-0) | YES | Walk (3-2) | Travis Blankenhorn (LF) | Chris Marco |
| 77. | 71 - June 24 | @ Rochester | Jonathan Heasley | Pitcher | ▼ 6 | Ball (3-2) | No | Walk (3-2) | Travis Blankenhorn (LF) | Chris Marco |
| 78. | 72 - June 25 | @ Rochester | John Rave | Batter | ▼ 3 | Ball (1-2) | YES | Strikeout Swinging (2-2) | Sean Doolittle (P) | Tom West |
| 79. | 76 - July 2 [G1] | vs. Iowa | Jose Briceño | Catcher | ▲ 1 | Ball (1-0) | No | Walk (3-1) | Patrick Wisdom (1B) | Randy Rosenberg |
| 80. | 76 - July 2 [G1] | vs. Iowa | Jose Briceño | Catcher | ▲ 1 | Ball (1-0) | No | Walk (3-0) | Dom Nunez (C) | Randy Rosenberg |
| 81. | 76 - July 2 [G1] | vs. Iowa | Clay Dungan | Batter | ▼ 5 | Strike (1-0) | YES | RBI Single (2-1) | Rowan Wick (P) | Randy Rosenberg |
| 82. | 76 - July 2 [G1] | vs. Iowa | Nate Eaton | Batter | ▼ 6 | Strike (1-0) | YES | Strikeout Swinging (2-2) | Rowan Wick (P) | Randy Rosenberg |
| 83. | 76 - July 2 [G1] | vs. Iowa | Jose Briceño | Catcher | ▼ 7 | Ball (2-2) | No | Single (3-2) | Sergio Alcantara (SS) | Randy Rosenberg |
| 84. | 77 - July 2 [G2] | vs. Iowa | Angelo Castellano | Batter | ▼ 3 | Strike (0-0) | No | Fielder's Choice, 6-4 (0-1) | Nick Neider (P) | Louie Krupa |
| 85. | 78 - July 3 | vs. Iowa | Logan Porter | Catcher | ▲ 4 | Ball (0-1) | YES | Walk (3-2) | Dom Nunez (C) | Tyler Jones |
| 86. | 78 - July 3 | vs. Iowa | Logan Porter | Catcher | ▼ 6 | Ball (0-1) | No | Strikeout Swinging (2-2) | Miles Mastroianni (2B) | Tyler Jones |
| 87. | 78 - July 3 | vs. Iowa | Clay Dungan | Batter | ▼ 7 | Strike (0-0) | YES | Strikeout (P) | Barley Jones (P) | Tyler Jones |
| 88. | 78 - July 3 | vs. Iowa | Nate Eaton | Batter | ▼ 8 | Strike (0-2) | No | Strikeout Looking (0-2) | Cam Sanders (P) | Tyler Jones |
| 89. | 82 - July 7 | @ Gwinnett | Logan Porter | Batter | ▲ 3 | Strike (2-1) | YES | Walk (3-1) | Jared Shuster (P) | Matthew Bates |
| 90. | 82 - July 7 | @ Gwinnett | Logan Porter | Batter | ▲ 3 | Strike (3-1) | YES | Walk (3-1) | Jared Shuster (P) | Matthew Bates |
| 91. | 82 - July 7 | @ Gwinnett | Jermaine Palacios | Batter | ▼ 9 | Strike (0-1) | No | Strikeout Swinging (2-2) | Beau Burrows (P) | Matthew Bates |
| 92. | 82 - July 7 | @ Gwinnett | Logan Porter | Catcher | ▼ 9 | Ball (3-0) | YES | Walk (3-2) | Chadwick Tromp (C) | Matthew Bates |
| 93. | 83 - July 9 | @ Gwinnett | Jose Briceño | Catcher | ▼ 1 | Ball (2-0) | No | Flyout, F9 (3-2) | Jesus Aguilar (DH) | Cody Oakes |
| 94. | 83 - July 9 | @ Gwinnett | Jose Briceño | Catcher | ▼ 6 | Ball (1-2) | No | Walk (3-2) | Vaughn Grissom (2B) | Cody Oakes |
| 95. | 86 - July 16 | vs. Indianapolis | Jose Briceño | Catcher | ▼ 2 | Ball (0-1) | No | Walk (3-2) | Alika Williams (SS) | Jennifer Pawol |
| 96. | 86 - July 16 | vs. Indianapolis | Christian Chamberlain | Pitcher | ▲ 3 | Ball (2-2) | YES | Strikeout Looking (2-2) | Canan Smith-Nigbha (RF) | Jennifer Pawol |
| 97. | 86 - July 16 | vs. Indianapolis | Christian Chamberlain | Pitcher | ▲ 4 | Ball (1-1) | YES | RBI Double (1-2) | Vinny Capra (3B) | Jennifer Pawol |
| 98. | 86 - July 16 | vs. Indianapolis | Christian Chamberlain | Pitcher | ▲ 5 | Ball (2-2) | YES | Strikeout Looking (2-2) | Josh Bissonette (2B) | Jennifer Pawol |
| 99. | 86 - July 16 | vs. Indianapolis | Jose Briceño | Catcher | ▲ 4 | Ball (3-2) | YES | Walk (3-2) | Aaron Shadelford (DH) | Jennifer Paw |

| | | | | | | | | | | | | | | STORM CHASERS | | | | OPPONENT | | | |
|---|-------|----------------|-----------------------------------|--------|----------------|---------------------|---------------------------|------------------|-------|-----------|-------------|-------|-----------|---------------|------|---|----|----------|----|---|----|
| GM # | MARCH | OPPONENT | SCORE | RECORD | STANDINGS, DIV | WIN | LOSS | SAVE | TEMP. | 1ST PITCH | TIME | ATT. | HOME ATT. | R | H | E | LO | R | H | E | LO |
| 1. | 3/31 | @ Indianapolis | W, 8-6 | 1-0 | 1st +0.5 | C. Snider (1-0) | Y. De Los Santos (0-1) | J. Staumont (1) | 66° | 7:05 PM | 2:54 | 8,095 | | 8 | 12 | 0 | 14 | 6 | 11 | 2 | 7 |
| | | | | | | | | | | | | | | STORM CHASERS | | | | OPPONENT | | | |
| GM # | APRIL | OPPONENT | SCORE | RECORD | STANDINGS, DIV | WIN | LOSS | SAVE | TEMP. | 1ST PITCH | TIME | ATT. | HOME ATT. | R | H | E | LO | R | H | E | LO |
| 2. | 4/1 | @ Indianapolis | W, 12-1 | 2-0 | 1st +1.0 | D. Parrish (1-0) | C. Smith (0-1) | - | 42° | 1:37 PM | 2:26 | 4,012 | | 12 | 16 | 0 | 11 | 1 | 5 | 2 | 3 |
| 3. | 4/2 | @ Indianapolis | W, 8-3 | 3-0 | 1st +1.0 | J. Kowar (1-0) | D. Zamora (0-1) | - | 49° | 1:36 PM | 2:53 | 4,240 | | 8 | 12 | 0 | 9 | 3 | 11 | 2 | 10 |
| 4. | 4/4 | TOLEDO | L, 9-2 | 3-1 | 2nd -0.5 | B. White (1-0) | M. Castillo (0-1) | - | 55° | 6:42 PM | 2:27 | 3,200 | 3,200 | 2 | 6 | 0 | 6 | 9 | 12 | 0 | 5 |
| 5. | 4/5 | TOLEDO | L, 7-6 | 3-2 | 2nd -1.0 | T. Holton (1-0) | R. Weiss (0-1) | M. Díaz (2) | 35° | 12:07 PM | 2:40 | 1,405 | 4,605 | 6 | 8 | 2 | 6 | 7 | 12 | 1 | 9 |
| 6. | 4/6 | TOLEDO | L, 8-5 | 3-3 | 3rd -2.0 | J. Fry (1-0) | J. Kowar (1-1) | M. Del Pozo (1) | 45° | 12:06 PM | 2:48 | 1,607 | 6,212 | 5 | 7 | 1 | 4 | 8 | 10 | 2 | 9 |
| 7. | 4/7 | TOLEDO | W, 9-4 | 4-3 | 2nd -1.0 | J. Heasley (1-0) | R. Olson (0-2) | - | 70° | 6:35 PM | 2:35 | 1,968 | 8,180 | 9 | 12 | 0 | 6 | 4 | 9 | 0 | 11 |
| 8. | 4/8 | TOLEDO | W, 13-8 | 5-3 | 2nd -0.5 | M. Martínez (1-0) | M. Lorenzen (0-1) | - | 71° | 2:05 PM | 2:49 | 2,070 | 10,250 | 13 | 12 | 3 | 4 | 8 | 13 | 0 | 12 |
| 9. | 4/9 | TOLEDO | L, 8-2 | 5-4 | 2nd -1.5 | T. Holton (2-0) | M. Castillo (0-2) | - | 73° | 2:11 PM | 2:57 | 2,119 | 12,369 | 2 | 6 | 3 | 12 | 8 | 13 | 0 | 11 |
| 10. | 4/11 | @ Iowa | L, 9-6 | 5-5 | 15th -2.5 | R. Elías (1-0) | M. Mayers (0-1) | M. Rodríguez (1) | 79° | 6:38 PM | 2:34 | 3,557 | | 6 | 10 | 0 | 6 | 9 | 7 | 1 | 6 |
| 11. | 4/12 | @ Iowa | W, 10-6 | 6-5 | 15th -1.5 | J. Kowar (2-0) | R. Thompson (0-1) | - | 77° | 12:09 PM | 2:26 | 4,085 | | 10 | 12 | 0 | 5 | 6 | 8 | 0 | 4 |
| 12. | 4/13 | @ Iowa | L, 14-1 | 6-6 | 16th -2.5 | N. Neidert (1-1) | J. Heasley (1-1) | - | 81° | 6:38 PM | 2:18 | 3,647 | | 1 | 6 | 1 | 4 | 14 | 15 | 0 | 8 |
| 13. | 4/14 | @ Iowa | W, 11-8 | 7-6 | 16th -2.0 | C. Snider (2-0) | M. Rodríguez (1-1) | N. Wittgren (1) | 79° | 7:09 PM | 3:16 | 6,257 | | 11 | 11 | 2 | 10 | 8 | 11 | 3 | 10 |
| 14. | 4/15 | @ Iowa | PPD/Rain (To be made up April 16) | | | | | | | | | | | | | | | | | | |
| 14. | 4/16 | @ Iowa | Cancelled/Snow | | | | | | | | | | | | | | | | | | |
| 15. | 4/16 | @ Iowa | Cancelled/Snow | | | | | | | | | | | | | | | | | | |
| 14. | 4/18 | GWINNETT | L, 4-1 | 7-7 | 15th -3.0 | T. Tice (2-0) | J. Kowar (2-2) | Y. Rios (1) | 70° | 6:39 PM | 2:24 | 1,703 | 14,072 | 1 | 7 | 1 | 8 | 4 | 6 | 0 | 8 |
| 15. | 4/19 | GWINNETT | L, 6-2 | 7-8 | 15th -4.0 | B. Burrows (1-0) | J. Heasley (1-2) | - | 70° | 12:05 PM | 2:15 | 6,641 | 20,713 | 2 | 6 | 0 | 5 | 6 | 10 | 0 | 3 |
| 16. | 4/20 | GWINNETT | L, 9-3 | 7-9 | 16th -4.5 | B. Moran (1-0) | M. Castillo (0-3) | - | 56° | 6:37 PM | 2:47 | 2,026 | 22,739 | 3 | 3 | 1 | 10 | 9 | 10 | 1 | 5 |
| 17. | 4/21 | GWINNETT | L, 7-3 | 7-10 | 7th -6.0 | A. Winans (1-2) | E. Sisk (0-1) | - | 44° | 6:36 PM | 3:01 | 2,041 | 24,780 | 3 | 9 | 2 | 9 | 7 | 11 | 0 | 8 |
| 18. | 4/22 | GWINNETT | L, 5-2 | 7-11 | 16th -7.0 | D. Dodd (1-0) | A. Núñez (0-1) | Y. Rios (2) | 42° | 2:06 PM | 2:27 | 3,025 | 27,805 | 2 | 4 | 1 | 2 | 5 | 10 | 0 | 10 |
| 19. | 4/23 | GWINNETT | W, 5-3 | 8-11 | 16th -6.0 | M. Mayers (1-1) | N. Kingham (0-3) | N. Wittgren (2) | 49° | 2:06 PM | 2:23 | 2,046 | 29,851 | 5 | 12 | 3 | 6 | 3 | 8 | 0 | 9 |
| 20. | 4/25 | @ Nashville | L, 8-3 | 8-12 | 16th -7.0 | R. Gasser (1-0) | J. Heasley (1-3) | - | 67° | 6:39 PM | 2:14 | 4,127 | | 3 | 5 | 1 | 3 | 8 | 11 | 0 | 6 |
| 21. | 4/26 | @ Nashville | L, 5-0 | 8-13 | 17th -8.0 | C. Boushley (1-1) | M. Castillo (0-4) | - | 68° | 6:37 PM | 2:27 | 5,455 | | 0 | 4 | 0 | 5 | 5 | 11 | 1 | 8 |
| 22. | 4/27 | @ Nashville | W, 2-1 | 9-13 | 7th -7.0 | A. Cox (1-0) | J. Junk (2-1) | N. Wittgren (3) | 61° | 7:19 PM | 2:28 (:44) | 3,507 | | 2 | 8 | 0 | 7 | 1 | 6 | 1 | 8 |
| 23. | 4/28 | @ Nashville | L, 4-3 | 9-14 | 7th -7.0 | J. Bukauskas (1-0) | J. Dye (0-1) | - | 69° | 6:37 PM | 2:26 | 6,707 | | 3 | 5 | 1 | 3 | 4 | 7 | 1 | 4 |
| 24. | 4/29 | @ Nashville | L, 6-5 (10) | 9-15 | 18th -8.0 | L. Erceg (3-0) | E. Sisk (0-2) | - | 70° | 6:39 PM | 2:58 | 9,833 | | 5 | 8 | 0 | 6 | 6 | 13 | 1 | 15 |
| 25. | 4/30 | @ Nashville | W, 10-6 | 10-15 | 7th -7.0 | A. Núñez (1-1) | J. Bukauskas (1-1) | - | 61° | 3:08 PM | 3:00 (7:03) | 9,469 | | 10 | 11 | 1 | 9 | 6 | 9 | 3 | 9 |
| APRIL Hitting Results: .250/.337/.441 (200-for-799), 49 2B, 2 3B, 33 HR, 124 R, 99 BB, 38 SB // APRIL Pitching Results: 9-15, 5.65 ERA (133 ER in 212.0 IP), 3/7 SV, 238 H, 30 HR, 104 BB, 198 K, 1.61 WHIP, .284 AVG | | | | | | | | | | | | | | | | | | | | | |
| | | | | | | | | | | | | | | STORM CHASERS | | | | OPPONENT | | | |
| GM # | MAY | OPPONENT | SCORE | RECORD | STANDINGS, DIV | WIN | LOSS | SAVE | TEMP. | 1ST PITCH | TIME | ATT. | HOME ATT. | R | H | E | LO | R | H | E | LO |
| 26. | 5/2 | LOUISVILLE | L, 10-4 | 10-16 | 18th -8.0 | A. Abbott (1-0) | M. Castillo (0-5) | - | 57° | 12:06 PM | 2:57 | 2,024 | 31,875 | 4 | 6 | 0 | 10 | 10 | 14 | 2 | 8 |
| 27. | 5/3 | LOUISVILLE | L, 7-4 | 10-17 | 10th -9.0 | B. Lively (4-0) | M. Martinez (1-1) | - | 60° | 11:07 AM | 2:20 | 3,364 | 35,239 | 4 | 10 | 1 | 5 | 7 | 11 | 0 | 7 |
| 28. | 5/4 | LOUISVILLE | L, 12-10 | 10-18 | 10th -9.0 | R. Wynne (1-1) | D. Parrish (1-1) | - | 77° | 6:36 PM | 2:45 | 3,333 | 38,572 | 10 | 11 | 1 | 9 | 12 | 13 | 4 | 4 |
| 29. | 5/5 | LOUISVILLE | W, 6-2 | 11-18 | 10th -8.0 | M. Mayers (2-1) | B. Williamson (1-4) | J. Kowar (1) | 63° | 6:36 PM | 2:14 | 5,735 | 44,307 | 6 | 5 | 0 | 3 | 2 | 7 | 1 | 7 |
| 30. | 5/6 | LOUISVILLE | W, 11-9 | 12-18 | 8th -7.5 | E. Sisk (1-2) | J. Kuhnel (0-1) | J. Cuas (1) | 78° | 6:37 PM | 2:57 | 3,872 | 48,179 | 11 | 12 | 0 | 8 | 9 | 13 | 1 | 6 |
| 31. | 5/7 | LOUISVILLE | L, 4-3 | 12-19 | 9th -7.0 | Z. Brown (1-1) | B. Kriske (0-1) | A. Busenitz (3) | 82° | 2:07 PM | 2:46 | 2,469 | 50,648 | 3 | 8 | 0 | 7 | 4 | 6 | 0 | 8 |
| 32. | 5/9 | @ Scranton/WB | L, 14-2 | 12-20 | 9th -8.0 | M. Spence (3-2) | D. Parrish (1-2) | - | 68° | 6:06 PM | 2:20 | 3,053 | | 2 | 4 | 1 | 2 | 14 | 18 | 1 | 7 |
| 33. | 5/10 | @ Scranton/WB | L, 4-3 | 12-21 | 10th -8.5 | A. McGarity (3-0) | D. Coleman (0-1) | - | 60° | 11:05 AM | 2:41 | 5,829 | | 3 | 5 | 0 | 9 | 4 | 4 | 1 | 6 |
| 34. | 5/11 | @ Scranton/WB | W, 4-3 (11) | 13-21 | 9th -8.5 | A. Núñez (2-1) | D. Snelten (0-2) | - | 76° | 6:37 PM | 3:02 | 3,691 | | 4 | 4 | 0 | 6 | 3 | 8 | 2 | 10 |
| 35. | 5/12 | @ Scranton/WB | W, 3-2 | 14-21 | 9th -8.5 | D. Lynch (1-0) | R. Vásquez (0-5) | N. Wittgren (4) | 79° | 6:35 PM | 2:22 | 4,142 | | 3 | 8 | 0 | 5 | 2 | 4 | 1 | 6 |
| 36. | 5/13 | @ Scranton/WB | L, 8-6 | 14-22 | 10th -9.0 | A. McGarity (4-0) | B. Kriske (0-2) | - | 76° | 4:05 PM | 2:32 | 5,027 | | 6 | 14 | 0 | 6 | 8 | 10 | 0 | 5 |
| 37. | 5/14 | @ Scranton/WB | W, 6-3 | 15-22 | 9th -8.0 | J. Dipoto (1-0) | D. Snelten (0-3) | N. Wittgren (5) | 75° | 1:06 PM | 3:02 | 3,058 | | 6 | 7 | 0 | 6 | 3 | 9 | 1 | 11 |
| 38. | 5/16 | TOLEDO | L, 9-2 | 15-23 | 10th -8.0 | H. Hembree (4-1) | J. Heasley (1-4) | - | 77° | 6:36 PM | 2:45 | 2,001 | 52,649 | 2 | 9 | 1 | 15 | 9 | 12 | 0 | 6 |
| 39. | 5/17 | TOLEDO | W, 16-8 | 16-23 | 10th -7.5 | W. Pennington (1-0) | Z. Logue (1-3) | - | 83° | 6:37 PM | 2:54 | 2,218 | 54,867 | 16 | 18 | 0 | 8 | 8 | 14 | 2 | 3 |
| 40. | 5/18 | TOLEDO | W, 9-0 | 17-23 | 10th -6.5 | A. Cox (2-0) | B. Haniffee (0-3) | - | 78° | 6:37 PM | 2:31 | 3,529 | 58,396 | 9 | 14 | 0 | 8 | 0 | 3 | 0 | 6 |
| 41. | 5/19 | TOLEDO | W, 9-1 | 18-23 | 10th -6.0 | A. Núñez (3-1) | A. Bergner (1-1) | - | 66° | 6:36 PM | 2:41 | 5,058 | 63,454 | 9 | 12 | 1 | 9 | 1 | 6 | 1 | 8 |
| 42. | 5/20 | TOLEDO | L, 4-1 | 18-24 | 10th -7.5 | R. Olson (2-3) | J. McArthur (0-1) | M. Díaz (7) | 75° | 6:38 PM | 2:47 | 6,882 | 70,336 | 1 | 2 | 0 | 8 | 4 | 5 | 1 | 8 |
| 43. | 5/21 | TOLEDO | W, 8-4 | 19-24 | 10th -6.5 | N. Wittgren (1-0) | S. Elledge (0-1) | - | 81° | 5:07 PM | 2:50 | 3,995 | 74,331 | 8 | 12 | 0 | 9 | 4 | 15 | 2 | 11 |
| 44. | 5/23 | @ St. Paul | W, 6-1 | 20-24 | 10th -6.5 | D. Lynch (2-0) | S. Woods Richardson (0-5) | - | 76° | 11:09 AM | 2:24 | 7,436 | | 6 | 10 | 0 | 10 | 1 | 6 | 0 | 7 |
| 45. | 5/24 | @ St. Paul | L, 6-5 | 20-25 | 10th -6.5 | O. Ortega (2-0) | B. Kriske (0-3) | - | 68° | 7:08 PM | 3:00 | 4,222 | | 5 | 11 | 1 | 12 | 6 | 9 | 2 | 9 |
| 46. | 5/25 | @ St. Paul | L, 8-6 | 20-26 | 10th -7.5 | R. Henriquez (1-0) | A. Núñez (3-2) | P. Murphy (2) | 74° | 7:09 PM | 2:50 | 7,218 | | 6 | 10 | 3 | 12 | 8 | 10 | 2 | 6 |
| 47. | 5/26 | @ St. Paul | W, 6-4 | 21-26 | 9th -6.5 | D. Parrish (2-2) | C. Sadzeck (1-3) | D. Coleman (1) | 77° | 7:08 PM | 2:59 | 6,080 | | 6 | 8 | 1 | 8 | 4 | 8 | 1 | 9 |
| 48. | 5/27 | @ St. Paul | L, 14-1 | 21-27 | 9th -7.5 | R. Dobnak (2-1) | J. Heasley (1-5) | - | 80° | 7:10 PM | 2:51 | 6,386 | | 1 | 6 | 3 | 8 | 14 | 16 | 1 | 10 |
| 49. | 5/28 | @ St. Paul | L, 10-6 | 21-28 | 10th -8.5 | J. Winder (3-1) | J. Kowar (2-3) | - | 82° | 5:12 PM | 2:28 | 8,640 | | 6 | 11 | 2 | 4 | 10 | 9 | 1 | 2 |
| 50. | 5/30 | MEMPHIS | W, 7-6 | 22-28 | 9th -8.0 | A. Veneziano (1-0) | J. Woodford (0-1) | B. Kriske (1) | 82° | 7:06 PM | 2:32 | 2,352 | 76,683 | 7 | 12 | 0 | 6 | 6 | 6 | 3 | 8 |
| 51. | 5/31 | MEMPHIS | L, 9-4 | 22-29 | 10th -8.5 | M. McGreevy (4-0) | A. Cox (2-1) | - | 84° | 7:06 PM | 2:37 | 5,049 | 81,732 | 4 | 9 | 2 | 8 | 9 | 11 | 2 | 8 |
| MAY Hitting Results: .269/.366/.436 (238-for-885), 53 2B, 7 3B, 27 HR, 148 R, 120 BB, 58 SB // MAY Pitching Results: 12-14, 5.61 ERA (162 ER in 229.1 IP), 6/12 SV, 247 H, 46 HR, 126 BB, 235 K, 1.63 WHIP, .278 AVG | | | | | | | | | | | | | | | | | | | | | |
| | | | | | | | | | | | | | | STORM CHASERS | | | | OPPONENT | | | |
| GM # | JUNE | OPPONENT | SCORE | RECORD | STANDINGS, DIV | WIN | LOSS | SAVE | TEMP. | 1ST PITCH | TIME | ATT. | HOME ATT. | R | H | E | LO | R | H | E | LO |
| 52. | 6/1 | MEMPHIS | L, 12-6 | 22-30 | 10th -9.0 | D. Hudson (2-3) | C. Snider (2-1) | - | 70° | 7:07 PM | 3:12 | 3,685 | 85,417 | 6 | 9 | 1 | 8 | 12 | 11 | 0 | 9 |
| 53. | 6/2 | MEMPHIS | W, 10-9 (10) | 23-30 | 10th -8.5 | J. Dipoto (2-0) | J. Walsh (2-1) | - | 76° | 7:07 PM | 3:23 | 5,206 | 90,623 | 10 | 13>< | | | | | | |

| GM # | JUNE | OPPONENT | SCORE | RECORD | STANDINGS, LG | WIN | LOSS | SAVE | TEMP. | 1ST PITCH | TIME | ATT. | HOME ATT. | STORM CHASERS | | | | OPPONENT | | | |
|------|------|----------|--------|--------------|---------------|--------------------|-------------------|------|-------|-----------|------|-------|-----------|---------------|----|---|----|----------|---|---|----|
| | | | | | | | | | | | | | | R | H | E | LO | R | H | E | LO |
| 73. | 6/28 | IOWA | L, 9-2 | 0-1, 38-35 | 110th -1.0 | C. Kilian (5-1) | B. Haniffee (0-3) | - | 83° | 12:07 PM | 2:33 | 3,776 | 131,378 | 2 | 5 | 1 | 5 | 9 | 7 | 0 | 8 |
| 74. | 6/29 | IOWA | W, 8-3 | 1-1, 39-x-35 | 77th -1.0 | M. Mayers (3-1) | R. Thompson (2-5) | - | 89° | 7:09 PM | 2:44 | 5,951 | 137,329 | 8 | 12 | 0 | 11 | 3 | 3 | 1 | 4 |
| 75. | 6/30 | IOWA | L, 6-5 | 1-2, 39-36 | 111th -2.0 | M. Rodriguez (2-3) | J. Kowar (2-4) | - | 82° | 7:08 PM | 2:52 | 6,012 | 143,341 | 5 | 9 | 0 | 10 | 6 | 8 | 2 | 5 |

JUNE Hitting Results: .281/.380/.450 (226-for-804), 55 2B, 3 3B, 25 HR, 152 R, 125 BB, 45 SB // JUNE Pitching Results: 16-6, 4.35 ERA (104 ER in 215.1 IP), 6/11 SV, 187 H, 26 HR, 127 BB, 219 K, 1.46 WHIP, .232 AVG

| | | | | | | | | | | | | | | STORM CHASERS | | | | OPPONENT | | | |
|------|--------|--------------|-------------------------------------|--------------|---------------|----------------------|----------------------|-------------------|-------|-----------|-------------|--------|-----------|---------------|----|---|----|----------|----|---|----|
| GM # | JULY | OPPONENT | SCORE | RECORD | STANDINGS, LG | WIN | LOSS | SAVE | TEMP. | 1ST PITCH | TIME | ATT. | HOME ATT. | R | H | E | LO | R | H | E | LO |
| 76. | 7/1 | IOWA | PPD/Rain (Made up July 2, 6-2 loss) | | | | | | | | | | | | | | | | | | |
| 76. | 7/2 G1 | IOWA | W, 11-1 (7) | 2-2, 40-36 | 8th -1.5 | J. Bowlan (2-0) | C. Clarke (0-3) | - | 84° | 2:07 PM | 2:20 | - | 143,341 | 11 | 16 | 0 | 6 | 1 | 4 | 0 | 8 |
| 77. | 7/2 G2 | IOWA | L, 6-2 (7) | 2-3, 40-37 | 113th -3.0 | N. Neidert (4-3) | C. Ragans (0-1) | - | 87° | 5:06 PM | 1:46 | 6,764 | 150,105 | 2 | 6 | 0 | 3 | 6 | 10 | 0 | 3 |
| 78. | 7/3 | IOWA | L, 7-6 | 2-4, 40-38 | 114th -4.0 | B. Brown (4-5) | A. Zepa (0-1) | M. Rodriguez (10) | 88° | 7:08 PM | 2:41 | 9,023 | 159,128 | 6 | 5 | 1 | 5 | 7 | 9 | 1 | 5 |
| 79. | 7/4 | @ Gwinnett | L, 3-2 | 2-5, 40-39 | 115th -4.0 | R. Muñoz (2-2) | J. Kowar (2-5) | G. Holmes (5) | 88° | 7:07 PM | 2:14 | 10,067 | | 1 | 3 | 1 | 0 | 3 | 4 | 0 | 6 |
| 80. | 7/5 | @ Gwinnett | L, 8-7 (10) | 2-6, 40-40 | 115th -4.0 | B. Burrows (3-2) | B. Kriske (0-4) | - | 83° | 7:07 PM | 3:08 | 1,811 | | 7 | 13 | 1 | 9 | 8 | 10 | 0 | 9 |
| 81. | 7/6 | @ Gwinnett | L, 9-6 | 2-7, 40-41 | 118th -5.0 | N. Margevicius (3-2) | E. Sisk (2-3) | G. Holmes (6) | 81° | 7:08 PM | 2:21 | 2,761 | | 6 | 10 | 1 | 4 | 9 | 6 | 0 | 2 |
| 82. | 7/7 | @ Gwinnett | W, 7-1 | 3-7, 41-41 | 116th -4.5 | C. Ragans (1-1) | J. Shuster (2-2) | J. Bowlan (1) | 80° | 8:13 PM | 2:45 (1:08) | 4,515 | | 7 | 13 | 0 | 13 | 1 | 7 | 0 | 8 |
| 83. | 7/8 | @ Gwinnett | Cancelled/Wet Grinds | | | | | | | | | | | | | | | | | | |
| 83. | 7/9 | @ Gwinnett | L, 8-1 | 3-8, 41-42 | 18th -5.5 | A. Winans (7-3) | B. Keller (0-2) | - | 83° | 1:06 PM | 2:23 | 5,129 | | 1 | 3 | 1 | 3 | 8 | 8 | 0 | 7 |
| 84. | 7/14 | INDIANAPOLIS | L, 13-5 | 3-9, 41-43 | 18th -5.5 | K. Emanuel (7-3) | A. Zepa (0-2) | - | 82° | 7:08 PM | 2:49 | 5,184 | 164,312 | 5 | 12 | 0 | 12 | 13 | 13 | 0 | 9 |
| 85. | 7/15 | INDIANAPOLIS | W, 8-3 | 4-9, 42-43 | 18th -5.5 | W. Pennington (3-0) | C. Alldred (5-2) | - | 85° | 7:08 PM | 2:35 | 5,768 | 170,080 | 8 | 8 | 0 | 5 | 3 | 9 | 0 | 9 |
| 86. | 7/16 | INDIANAPOLIS | L, 11-4 | 4-10, 42-44 | 118th -6.0 | J. Jones (2-1) | B. Keller (0-3) | - | 84° | 5:06 PM | 2:48 | 5,553 | 175,633 | 4 | 10 | 0 | 8 | 11 | 14 | 0 | 9 |
| 87. | 7/18 | ST. PAUL | W, 1-0 | 5-10, 43-44 | 18th -5.0 | W. Pennington (4-0) | J. Winder (5-2) | - | 65° | 12:07 PM | 2:00 | 2,525 | 178,158 | 1 | 5 | 0 | 5 | 0 | 2 | 1 | 4 |
| 88. | 7/19 | ST. PAUL | L, 9-4 | 5-11, 43-45 | 18th -6.0 | L. Varland (4-0) | J. Bowlan (2-1) | A. Sanchez (1) | 79° | 7:07 PM | 2:49 | 3,927 | 182,085 | 4 | 7 | 0 | 5 | 9 | 8 | 0 | 14 |
| 89. | 7/20 | ST. PAUL | L, 6-5 | 5-12, 43-46 | 118th -7.0 | A. Brice (1-1) | S. Cruz (0-1) | P. Murphy (6) | 79° | 7:06 PM | 2:44 | 5,555 | 187,640 | 5 | 10 | 0 | 9 | 6 | 10 | 0 | 9 |
| 90. | 7/21 | ST. PAUL | W, 5-4 | 6-12, 44-46 | 18th -6.5 | C. Chamberlain (1-1) | J. Winder (5-3) | - | 81° | 7:07 PM | 2:36 | 6,598 | 194,238 | 5 | 10 | 0 | 9 | 4 | 6 | 1 | 7 |
| 91. | 7/22 | ST. PAUL | W, 8-5 | 7-12, 45-46 | 7th -6.0 | W. Klein (1-0) | B. Enlow (2-3) | - | 83° | 7:07 PM | 2:27 | 5,528 | 199,766 | 8 | 9 | 0 | 6 | 5 | 9 | 2 | 4 |
| 92. | 7/23 | ST. PAUL | W, 3-1 | 8-12, 46-46 | 17th -5.0 | J. McArthur (1-1) | P. Murphy (5-2) | W. Klein (1) | 89° | 5:07 PM | 2:12 | 4,877 | 204,643 | 3 | 8 | 0 | 7 | 1 | 6 | 0 | 6 |
| 93. | 7/25 | @ Columbus | L, 10-2 | 8-13, 46-47 | 17th -5.5 | J. Eickhoff (1-2) | J. Bowlan (2-2) | - | 85° | 7:06 PM | 2:52 | 11,084 | | 2 | 5 | 0 | 9 | 10 | 11 | 2 | 8 |
| 94. | 7/26 | @ Columbus | W, 5-2 | 9-13, 47-47 | 17th -5.5 | W. Pennington (5-0) | C. Smith (2-1) | W. Klein (2) | 85° | 12:06 PM | 2:43 | 10,100 | | 5 | 7 | 1 | 11 | 2 | 6 | 0 | 5 |
| 95. | 7/27 | @ Columbus | W, 5-2 | 10-13, 48-47 | 17th -4.5 | C. Ragans (2-1) | H. Gaddis (1-7) | J. Kowar (2) | 88° | 7:05 PM | 2:53 | 7,261 | | 5 | 8 | 0 | 10 | 2 | 5 | 2 | 11 |
| 96. | 7/28 | @ Columbus | W, 7-6 | 11-13, 49-47 | 15th -4.0 | M. Castillo (3-6) | T. Ponticelli (2-6) | W. Klein (3) | 82° | 7:05 PM | 2:50 | 7,838 | | 7 | 8 | 0 | 6 | 6 | 9 | 0 | 4 |
| 97. | 7/29 | @ Columbus | L, 6-3 | 11-14, 49-48 | 116th -5.0 | P. Diehl (3-1) | A. Veneziano (4-1) | T. Herrin (2) | 84° | 7:06 PM | 2:41 | 10,100 | | 3 | 11 | 0 | 14 | 6 | 8 | 0 | 4 |
| 98. | 7/30 | @ Columbus | W, 7-5 | 12-14, 50-48 | 15th -5.0 | J. Bowlan (3-2) | P. Battenfield (0-3) | - | 85° | 4:07 PM | 2:12 | 9,008 | | 7 | 7 | 1 | 3 | 5 | 8 | 0 | 7 |

JULY Hitting Results: .256/.347/.443 (194-for-757), 42 2B, 6 3B, 29 HR, 113 R, 102 BB, 22 SB // JULY Pitching Results: 11-12, 5.41 ERA (119 ER in 198.0 IP), 5/8 SV, 182 H, 32 HR, 112 BB, 203 K, 1.48 WHIP, .245 AVG

| | | | | | | | | | | | | | | STORM CHASERS | | | | OPPONENT | | | |
|------|--------|--------------|---------|--------------|---------------|--------------------|----------------------|------|-------|-----------|------|-------|-----------|---------------|---|---|----|----------|----|---|----|
| GM # | AUGUST | OPPONENT | SCORE | RECORD | STANDINGS, LG | WIN | LOSS | SAVE | TEMP. | 1ST PITCH | TIME | ATT. | HOME ATT. | R | H | E | LO | R | H | E | LO |
| 99. | 8/1 | @ Louisville | L, 3-2 | 12-15, 50-49 | 116th -5.0 | T. Santillan (1-1) | W. Klein (1-1) | - | 86° | 6:38 PM | 2:37 | 4,970 | | 2 | 4 | 1 | 7 | 3 | 4 | 2 | 8 |
| 100. | 8/2 | @ Louisville | L, 5-4 | 12-16, 50-50 | 17th -6.0 | A. Busenitz (3-2) | C. Chamberlain (1-2) | - | 79° | 6:37 PM | 2:25 | 4,023 | | 4 | 4 | 3 | 4 | 5 | 6 | 0 | 7 |
| 101. | 8/3 | @ Louisville | L, 11-2 | 12-17, 50-51 | 17th -6.0 | R. Meisinger (1-1) | D. Parrish (4-3) | - | 83° | 6:36 PM | 2:44 | 4,339 | | 2 | 5 | 3 | 7 | 11 | 14 | 0 | 12 |
| 102. | 8/4 | @ Louisville | | | | | | | | | | | | | | | | | | | |
| 103. | 8/5 | @ Louisville | | | | | | | | | | | | | | | | | | | |
| 104. | 8/6 | @ Louisville | | | | | | | | | | | | | | | | | | | |
| 105. | 8/8 | IOWA | | | | | | | | | | | | | | | | | | | |
| 106. | 8/9 | IOWA | | | | | | | | | | | | | | | | | | | |
| 107. | 8/10 | IOWA | | | | | | | | | | | | | | | | | | | |
| 108. | 8/11 | IOWA | | | | | | | | | | | | | | | | | | | |
| 109. | 8/12 | IOWA | | | | | | | | | | | | | | | | | | | |
| 110. | 8/13 | IOWA | | | | | | | | | | | | | | | | | | | |
| 111. | 8/15 | @ Toledo | | | | | | | | | | | | | | | | | | | |
| 112. | 8/16 | @ Toledo | | | | | | | | | | | | | | | | | | | |
| 113. | 8/17 | @ Toledo | | | | | | | | | | | | | | | | | | | |
| 114. | 8/18 | @ Toledo | | | | | | | | | | | | | | | | | | | |
| 115. | 8/19 | @ Toledo | | | | | | | | | | | | | | | | | | | |
| 116. | 8/20 | @ Toledo | | | | | | | | | | | | | | | | | | | |
| 117. | 8/22 | ST. PAUL | | | | | | | | | | | | | | | | | | | |
| 118. | 8/23 | ST. PAUL | | | | | | | | | | | | | | | | | | | |
| 119. | 8/24 | ST. PAUL | | | | | | | | | | | | | | | | | | | |
| 120. | 8/25 | ST. PAUL | | | | | | | | | | | | | | | | | | | |
| 121. | 8/26 | ST. PAUL | | | | | | | | | | | | | | | | | | | |
| 122. | 8/27 | ST. PAUL | | | | | | | | | | | | | | | | | | | |
| 123. | 8/29 | LOUISVILLE | | | | | | | | | | | | | | | | | | | |
| 124. | 8/30 | LOUISVILLE | | | | | | | | | | | | | | | | | | | |
| 125. | 8/31 | LOUISVILLE | | | | | | | | | | | | | | | | | | | |

LF

Tucker Bradley, 45 (23-22)
Brewer Hicklen, 12 (4-8)
Dairon Blanco, 11 (6-5)
Samad Taylor, 9 (6-3)
John Rave, 9 (5-4)
Nate Eaton, 6 (3-3)
Nick Pratto, 3 (1-2)
Tyler Gentry, 2 (1-1)
Nelson Velázquez, 2 (0-2)
Franmil Reyes, 1 (1-0)

CF

Dairon Blanco, 26 (13-13)
John Rave, 21 (10-11)
Nate Eaton, 18 (9-9)
Drew Waters, 12 (7-5)
Samad Taylor, 11 (2-9)
Kyle Isbel, 8 (6-2)
Brewer Hicklen, 4 (2-2)

RF

Tyler Gentry, 82 (40-42)
Nate Eaton, 6 (3-3)
John Rave, 5 (2-3)
Dairon Blanco, 4 (4-0)
CJ Alexander, 4 (1-3)

SS

Angelo Castellano, 44 (19-25)
Adeiny Hechavarria, 30 (14-16)
Maikel Garcia, 14 (8-6)
Clay Dungan, 9 (5-4)
Jermaine Palacios, 2 (2-0)
Johan Camargo, 1 (1-0)
Nicky Lopez, 1 (1-0)

2B

Samad Taylor, 49 (27-22)
Clay Dungan, 17 (10-7)
Nick Loftin, 14 (3-11)
Nate Eaton, 8 (4-4)
Angelo Castellano, 7 (3-4)
Johan Camargo, 3 (2-1)
Michael Massey, 2 (1-1)
Nicky Lopez, 1 (0-1)

3B

Nick Loftin, 40 (23-17)
Clay Dungan, 14 (9-5)
Jermaine Palacios, 10 (6-4)
Maikel Garcia, 10 (2-8)
Nate Eaton, 9 (2-7)
Johan Camargo, 8 (5-3)
Angelo Castellano, 8 (4-4)
Samad Taylor, 2 (0-2)
Nicky Lopez, 1 (0-1)

SP

Max Castillo, 14 (5-9)
Jonathan Heasley, 13 (7-6)
Drew Parrish, 13 (7-6)
Anthony Veneziano, 9 (6-3)
Austin Cox, 9 (5-4)
Mike Mayers, 8 (3-5)
Angel Zerpa, 6 (1-5)
Daniel Lynch, 4 (3-1)
Cole Ragans, 4 (3-1)
Jonathan Bowlan, 4 (2-2)
Daniel Mengden, 3 (3-0)
Alec Marsh, 3 (2-1)
Ryan Yarbrough, 3 (1-2)
Brad Keller, 2 (1-1)
James McArthur, 2 (1-1)
Evan Sisk, 2 (0-2)
Jackson Kowar, 1 (0-1)
Marcelo Martinez, 1 (0-1)

1B

CJ Alexander, 37 (19-18)
Logan Porter, 20 (12-8)
Nick Pratto, 16 (6-10)
Angelo Castellano, 10 (6-4)
Matt Beaty, 5 (3-2)
Jermaine Palacios, 4 (1-3)
Paxton Wallace, 3 (2-1)
Greyson Jenista, 3 (1-2)
Johan Camargo, 2 (1-1)
Devin Mann, 1 (0-1)

DH

Brewer Hicklen, 34 (23-11)
CJ Alexander, 11 (7-4)
Tucker Bradley, 11 (5-6)
Dairon Blanco, 7 (4-3)
Tyler Gentry, 7 (2-5)
Nick Loftin, 5 (0-5)
Matt Beaty, 4 (3-1)
Logan Porter, 4 (1-3)
Clay Dungan, 3 (2-1)
Jackson Reetz, 3 (1-2)
Franmil Reyes, 3 (1-2)
Johan Camargo, 2 (0-2)
Freddy Fermin, 2 (0-2)
Kyle Isbel, 1 (1-0)
John Rave, 1 (1-0)
Nate Eaton, 1 (0-1)
Michael Massey, 1 (0-1)
Samad Taylor, 1 (0-1)

C

Logan Porter, 54 (26-28)
Jackson Reetz, 23 (12-11)
José Briceño, 12 (6-6)
Freddy Fermin, 12 (6-6)

| 1 | 2 | 3 | 4 | 5 | 6 | 7 | 8 | 9 |
|---|---|---|---|--|--|--|--|--|
| Samad Taylor, 53 (23-30) Drew Waters, 12 (7-5) Brewer Hicklen, 10 (7-3) Dairon Blanco, 9 (7-2) John Rave, 5 (1-4) Nate Eaton, 4 (2-2) Clay Dungan, 4 (1-3) Tucker Bradley, 3 (1-2) | Maikel Garcia, 24 (10-14) Samad Taylor, 16 (11-5) John Rave, 13 (9-4) Nick Loftin, 11 (4-7) Nate Eaton, 11 (3-8) Kyle Isbel, 9 (7-2) Matt Beaty, 4 (1-3) Tucker Bradley, 3 (1-2) Nicky Lopez, 3 (1-2) Michael Massey, 2 (1-1) Clay Dungan, 1 (1-0) CJ Alexander, 1 (0-1) Adeiny Hechavarria, 1 (0-1) Logan Porter, 1 (0-1) | Tyler Gentry, 57 (28-29) Nick Loftin, 12 (7-5) Logan Porter, 9 (4-5) John Rave, 8 (2-6) Nick Pratto, 4 (3-1) Samad Taylor, 3 (1-2) Matt Beaty, 2 (2-0) Nate Eaton, 2 (1-1) Nelson Velázquez, 2 (0-2) Michael Massey, 1 (0-1) | Logan Porter, 34 (16-18) Nick Pratto, 14 (5-9) CJ Alexander, 10 (6-4) Tyler Gentry, 10 (5-5) Nate Eaton, 9 (4-5) Johan Camargo, 8 (6-2) Nick Loftin, 4 (2-2) Franmil Reyes, 4 (2-2) John Rave, 3 (0-3) Matt Beaty, 1 (1-0) Freddy Fermin, 1 (1-0) Brewer Hicklen, 1 (0-1) Devin Mann, 1 (0-1) | Nick Loftin, 25 (9-16) Nate Eaton, 14 (6-8) CJ Alexander, 13 (10-3) Logan Porter, 13 (9-4) Tucker Bradley, 9 (2-7) Brewer Hicklen, 5 (4-1) Clay Dungan, 4 (3-1) John Rave, 4 (2-2) Johan Camargo, 4 (1-3) Tyler Gentry, 3 (1-2) Jackson Reetz, 2 (2-0) Dairon Blanco, 1 (0-1) Freddy Fermin, 1 (0-1) Greyson Jenista, 1 (0-1) Nick Pratto, 1 (0-1) | CJ Alexander, 17 (7-10) Logan Porter, 16 (6-10) Tyler Gentry, 13 (3-10) Brewer Hicklen, 10 (6-4) Jackson Reetz, 8 (3-5) Nate Eaton, 6 (4-2) Nick Loftin, 5 (2-3) Adeiny Hechavarria, 4 (3-1) Tucker Bradley, 4 (2-2) Dairon Blanco, 4 (2-2) Jermaine Palacios, 3 (3-0) Clay Dungan, 3 (2-1) Freddy Fermin, 2 (2-0) Matt Beaty, 1 (1-0) José Briceño, 1 (1-0) Greyson Jenista, 1 (1-0) John Rave, 1 (1-0) Johan Camargo, 1 (0-1) | Dairon Blanco, 17 (9-8) Brewer Hicklen, 15 (7-8) Jackson Reetz, 11 (6-5) Adeiny Hechavarria, 11 (5-6) Freddy Fermin, 10 (3-7) CJ Alexander, 7 (3-4) Clay Dungan, 6 (4-2) Jermaine Palacios, 6 (2-4) Tyler Gentry, 5 (4-1) Logan Porter, 4 (2-2) Tucker Bradley, 2 (2-0) Nate Eaton, 2 (1-1) Angelo Castellano, 1 (1-0) Johan Camargo, 1 (0-1) Greyson Jenista, 1 (0-1) Nick Loftin, 1 (0-1) | Clay Dungan, 20 (12-8) Dairon Blanco, 15 (7-8) Tucker Bradley, 12 (6-6) José Briceño, 10 (5-5) Brewer Hicklen, 9 (3-6) Angelo Castellano, 8 (4-4) Adeiny Hechavarria, 8 (3-5) Jackson Reetz, 5 (2-3) Jermaine Palacios, 4 (3-1) CJ Alexander, 3 (0-3) Tyler Gentry, 2 (1-1) Paxton Wallace, 2 (1-1) Johan Camargo, 1 (1-0) John Rave, 1 (1-0) | Angelo Castellano, 59 (25-34) Tucker Bradley, 23 (14-9) Adeiny Hechavarria, 6 (3-3) Clay Dungan, 4 (2-2) Jermaine Palacios, 3 (1-2) Dairon Blanco, 2 (2-0) Brewer Hicklen, 1 (1-0) José Briceño, 1 (0-1) Paxton Wallace, 1 (0-1) |

| PLAYER | GS | POSITION | | | | | | | | | | BATTING ORDER | | | | | | | | |
|--------------------|----|----------|----|----|----|----|----|----|----|----|----|---------------|-----|-----|-----|-----|-----|-----|-----|-----|
| | | C | 1B | 2B | 3B | SS | LF | CF | RF | OF | DH | 1ST | 2ND | 3RD | 4TH | 5TH | 6TH | 7TH | 8TH | 9TH |
| Tyler Gentry | 91 | | | | | | 2 | | 82 | 84 | 7 | | | | 57 | 10 | 3 | 13 | 5 | 3 |
| Logan Porter | 79 | 54 | 21 | | | | | | | | 4 | | 1 | 9 | 36 | 12 | 16 | 4 | | |
| Samad Taylor | 72 | | | 49 | 2 | | 9 | 11 | | 20 | 1 | 53 | 16 | 3 | | | | | | |
| Angelo Castellano | 69 | | 10 | 7 | 8 | 44 | | | | | | | | | | | | 1 | 8 | 59 |
| Nick Loftin | 59 | | | 14 | 40 | | | | | | 5 | | 10 | 13 | 4 | 25 | 5 | 1 | | |
| Tucker Bradley | 56 | | | | | | 45 | | | 45 | 11 | 3 | 3 | | | 9 | 4 | 2 | 12 | 23 |
| CJ Alexander | 52 | | 37 | | | | | | 4 | 4 | 11 | | 1 | | 10 | 13 | 17 | 8 | 3 | |
| Brewer Hicklen | 51 | | | | | | 13 | 4 | | 17 | 34 | 10 | | | 1 | 5 | 10 | 15 | 9 | 1 |
| Nate Eaton | 49 | | | 8 | 9 | | 6 | 19 | 6 | 31 | 1 | 9 | | | | 1 | 4 | 17 | 15 | 2 |
| Dairon Blanco | 48 | | | | | | 11 | 26 | 4 | 41 | 7 | 4 | 11 | 2 | 9 | 14 | 6 | 2 | | |
| Clay Dungan | 43 | | | 17 | 14 | 9 | | | | | 3 | 5 | 1 | | | 4 | 3 | 5 | 20 | 4 |
| John Rave | 36 | | | | | | 9 | 21 | 5 | 35 | 1 | 4 | 13 | 8 | 3 | 5 | 1 | | 1 | |
| Adeiny Hechavarria | 30 | | | | | 30 | | | | | | | 1 | | | | 4 | 11 | 7 | 6 |
| Jakson Reetz | 26 | 23 | | | | | | | | | 3 | | | | | 2 | 8 | 11 | 5 | |
| Maikel Garcia | 24 | | | | 10 | 14 | | | | | | | 24 | | | | | | | |
| Nick Pratto | 18 | | 15 | | | | 3 | | | 3 | | | | 4 | 13 | 1 | | | | |
| Jermaine Palacios | 16 | | 4 | | 10 | 2 | | | | | | | | | | | 3 | 6 | 4 | 3 |
| Johan Camargo | 15 | | 2 | 3 | 7 | 1 | | | | | 2 | | | | 8 | 4 | 1 | 1 | 1 | |
| Freddy Fermin | 14 | 12 | | | | | | | | | 2 | | | | 1 | 1 | 2 | 10 | | |
| Drew Waters | 12 | | | | | | | 12 | | 12 | | 12 | | | | | | | | |
| José Briceño | 12 | 12 | | | | | | | | | | | | | | | 1 | | 10 | 1 |
| Kyle Isbel | 9 | | | | | | 8 | | | 8 | 1 | | 9 | | | | | | | |
| Matt Beaty | 9 | | 5 | | | | | | | | 4 | | 5 | 2 | 1 | | 1 | | | |
| Franmil Reyes | 4 | | | | | | 1 | | | 1 | 3 | | | | 4 | | | | | |
| Nicky Lopez | 3 | | | 1 | 1 | 1 | | | | | | | 3 | | | | | | | |
| Greyson Jenista | 3 | | 3 | | | | | | | | | | | | | 1 | 1 | 1 | | |
| Michael Massey | 3 | | | 2 | | | | | | | 1 | | 2 | 1 | | | | | | |
| Paxton Wallace | 3 | | 3 | | | | | | | | | | | | | | | | 2 | 1 |
| Nelson Velázquez | 2 | | | | | | 2 | | | 2 | | | | 1 | | | | | | |
| Devin Mann | 1 | | 1 | | | | | | | | | | | | | | | | | |

OF LINEUP COMBOS

101 Games

99 Unique Lineup Combinations Used

MOST USED LINEUP (2, 2x)

| PLAYER | Pos. |
|-----------------------|------|
| 1. Brewer Hicklen | DH |
| 2. John Rave | CF |
| 3. Logan Porter | C |
| 4. Nate Eaton | 2B |
| 5. Tucker Bradley | LF |
| 6. Tyler Gentry | RF |
| 7. Adeiny Hechavarria | SS |
| 8. Clay Dungan | 3B |
| 9. Angelo Castellano | 1B |

STORM CHASERS POSITION PRODUCTION

| | AVG | AB | H | TB | 2B | 3B | HR | RBI | BB | SO | OBP | SLG | OPS | SAC | SF | HBP | GDP |
|----|------|-----|-----|-----|----|----|----|-----|----|-----|------|------|------|-----|----|-----|-----|
| C | .255 | 365 | 93 | 150 | 21 | 0 | 12 | 48 | 50 | 105 | .354 | .411 | .765 | 0 | 3 | 8 | 10 |
| 1B | .243 | 383 | 93 | 171 | 18 | 3 | 18 | 57 | 41 | 103 | .321 | .446 | .767 | 0 | 4 | 5 | 8 |
| 2B | .273 | 377 | 103 | 161 | 20 | 4 | 10 | 58 | 64 | 80 | .379 | .427 | .806 | 1 | 8 | 5 | 12 |
| 3B | .284 | 377 | 107 | 171 | 25 | 0 | 13 | 68 | 52 | 75 | .369 | .454 | .823 | 1 | 7 | 3 | 13 |
| SS | .237 | 354 | 84 | 134 | 20 | 0 | 10 | 59 | 50 | 86 | .331 | .379 | .710 | 0 | 3 | 1 | 4 |
| LF | .268 | 354 | 95 | 162 | 26 | 4 | 11 | 58 | 53 | 91 | .368 | .458 | .826 | 2 | 6 | 6 | 12 |
| CF | .297 | 391 | 116 | 190 | 27 | 4 | 13 | 50 | 50 | 89 | .389 | .486 | .875 | 2 | 2 | 10 | 14 |
| RF | .252 | 377 | 95 | 162 | 23 | 1 | 14 | 60 | 60 | 97 | .363 | .430 | .793 | 1 | 6 | 9 | 7 |
| DH | .253 | 376 | 95 | 162 | 22 | 3 | 13 | 51 | 50 | 111 | .348 | .431 | .779 | 2 | 2 | 6 | 7 |

STORM CHASERS BATTING ORDER PRODUCTION

| | AVG | AB | H | TB | 2B | 3B | HR | RBI | BB | SO | OBP | SLG | OPS | SAC | SF | HBP | GDP |
|-----|------|-----|-----|-----|----|----|----|-----|----|-----|------|------|------|-----|----|-----|-----|
| 1st | .308 | 409 | 126 | 196 | 29 | 7 | 9 | 61 | 57 | 86 | .394 | .479 | .873 | 1 | 9 | 7 | 11 |
| 2nd | .252 | 397 | 100 | 156 | 27 | 1 | 9 | 58 | 63 | 97 | .355 | .393 | .748 | 1 | 5 | 3 | 11 |
| 3rd | .244 | 390 | 95 | 155 | 23 | 2 | 11 | 67 | 56 | 95 | .346 | .397 | .743 | 1 | 8 | 9 | 12 |
| 4th | .242 | 396 | 96 | 165 | 19 | 1 | 16 | 53 | 43 | 109 | .323 | .417 | .740 | 0 | 6 | 7 | 8 |
| 5th | .275 | 393 | 108 | 189 | 20 | 2 | 19 | 65 | 39 | 87 | .344 | .481 | .825 | 1 | 3 | 4 | 12 |
| 6th | .268 | 370 | 99 | 182 | 27 | 1 | 18 | 49 | 47 | 96 | .356 | .492 | .848 | 0 | 2 | 5 | 7 |
| 7th | .218 | 349 | 76 | 139 | 17 | 2 | 14 | 58 | 53 | 97 | .332 | .398 | .730 | 2 | 3 | 8 | 10 |
| 8th | .274 | 325 | 89 | 132 | 17 | 1 | 8 | 37 | 68 | 96 | .412 | .406 | .818 | 1 | 2 | 10 | 6 |
| 9th | .273 | 344 | 94 | 152 | 24 | 2 | 10 | 64 | 45 | 84 | .355 | .442 | .797 | 2 | 3 | 0 | 10 |

OUTFIELD ASSIST LOG (24)

| # | OUTFIELDER | Pos. | ARM (MPH) | GAME | INNING | BASE | PITCHER | BATTER | RUNNER OUT | PLAY |
|-----|----------------|------|-----------|-----------------------|--------|------|-----------------------|---------------------|--------------------|--|
| 1. | Tucker Bradley | LF | 85.7 | 4/4 vs. Toledo | ▲ 6 | 3rd | Brooks Kriske | Akil Baddoo | Akil Baddoo | Baddoo 3-RBI double, out at 3rd (7-6-5) |
| 2. | Tyler Gentry | RF | 62.2 | 4/14 @ Iowa | ▼ 5 | Home | Andrés Núñez | Matt Mervis | Christopher Morel | Mervis double, Morel out at home (9-4-2) |
| 3. | Dairon Blanco | CF | — | 4/19 vs. Gwinnett | ▲ 3 | 2nd | Jonathan Heasley | Hendrik Clementina | Hendrik Clementina | Clementina RBI single, out at 2nd (8-4) |
| 4. | Samad Taylor | CF | 71.8 | 4/26 @ Nashville | ▼ 5 | 2nd | Max Castillo | Andruw Monasterio | Andruw Monasterio | Monasterio single, out at 2nd (8-5-3-5) |
| 5. | Nate Eaton | CF | 95.4 | 4/27 @ Nashville | ▼ 1 | Home | Austin Cox | Keston Hiura | Andruw Monasterio | Hiura single, Monasterio out at home (8-2) |
| 6. | Dairon Blanco | LF | 43.3 | 4/28 @ Nashville | ▼ 8 | 2nd | Jackson Kowar | Keston Hiura | Keston Hiura | Hiura 2-RBI single, out at 2nd (7-2-4) |
| 7. | Brewer Hicklen | LF | 67.7 | 5/2 vs. Louisville | ▲ 5 | 2nd | Max Castillo | Matt McLain | Matt McLain | McLain 2-RBI single, out at 2nd (7-5-4-3-5) |
| 8. | Dairon Blanco | CF | 88.9 | 5/5 vs. Louisville | ▲ 4 | Home | Mike Mayers | Nick Martini | Will Benson | Martini flies out to CF, Benson out at home (8-2) |
| 9. | Franmil Reyes | RF | 68.2 | 5/6 vs. Louisville | ▲ 6 | 2nd | Collin Snider | Matt McLain | Matt McLain | McLain RBI double, out at 2nd (7-6-4-5) |
| 10. | Tyler Gentry | RF | 69.6 | 5/11 @ Scranton/WB | ▼ 9 | Home | Nick Wittgren | Billy McKinney | Michael Hermosillo | McKinney RBI single, Hermosillo out at home (9-5-2) |
| 11. | Drew Waters | CF | — | 5/20 vs. Toledo | ▲ 6 | 3rd | Walter Pennington | Parker Meadows | Jermaine Palacios | Meadows sacrifice fly DP, Palacios out at 3rd (8-6) |
| 12. | Tucker Bradley | LF | — | 5/25 @ St. Paul | ▼ 5 | 2nd | Jackson Kowar | Chris Williams | Chris Williams | Williams RBI single, out at 2nd (7-5-3-4-3) |
| 13. | Dairon Blanco | RF | 83.8 | 5/26 @ St. Paul | ▼ 7 | Home | Drew Parrish | Andrew Stevenson | Tony Wolters | Stevenson flies into a double play, Wolters out at 2nd (9-6) |
| 14. | Tyler Gentry | RF | — | 5/27 @ St. Paul | ▼ 1 | 3rd | Jonathan Heasley | Jose Miranda | Andrew Stevenson | Miranda flies into a double play, Stevenson out at 3rd (9-1-5) |
| 15. | Tyler Gentry | RF | 92.1 | 5/28 @ St. Paul | ▼ 3 | Home | Max Castillo | Jose Miranda | Alex De Goti | Miranda lines into a double play, De Goti out at 3rd (9-2) |
| 16. | Brewer Hicklen | LF | 94.6 | 5/28 @ St. Paul | ▼ 7 | Home | Jackson Kowar | Jose Miranda | Andrew Stevenson | Miranda RBI single, Stevenson scores, Reetz Error (7-2) |
| 17. | Nate Eaton | RF | 74.9 | 6/4 vs. Memphis | ▲ 9 | 2nd | Jonah Dipoto | Juniel Querecuto | Juniel Querecuto | Querecuto RBI single, out at 2nd (9-6) |
| 18. | Brewer Hicklen | CF | 71.5 | 6/8 @ Indianapolis | ▼ 5 | 2nd | Drew Parrish | Henry Davis | Henry Davis | Davis single, out at 2nd (8-4) |
| 19. | John Rave | LF | 89.4 | 6/20 @ Rochester | ▼ 1 | 2nd | Alec Marsh | Nomar Mazara | Nomar Mazara | Mazara RBI single, out at 2nd (7-2-4) |
| 20. | Nate Eaton | CF | 99.9 | 7/2 vs. Iowa [G1] | ▲ 2 | 2nd | Brad Keller | Edwin Rios | Edwin Rios | Rios single, out at 2nd (8-4) |
| 21. | Nate Eaton | LF | 96.4 | 7/15 vs. Indianapolis | ▲ 8 | 2nd | Brooks Kriske | Alika Williams | Aaron Shackelford | Williams single, Shackelford out at 2nd (7-5) |
| 22. | Nate Eaton | CF | 98.7 | 7/16 vs. Indianapolis | ▲ 5 | 3rd | Emilio Marquez | Canaan Smith-Njigba | Chris Owings | Smith-Njigba single, Owings out at 3rd (8-5) |
| 23. | Nate Eaton | RF | 96.7 | 7/26 @ Columbus | ▼ 9 | 2nd | Will Klein | Jhonkensy Noel | Zack Collins | Noel flies into a force out, Collins out at 2nd (9-6) |
| 24. | Nate Eaton | CF | — | 8/2 @ Louisville | ▼ 9 | Home | Christian Chamberlain | Michael Siani | Jose Barrero | Siani single, Barrero out at home (9-6-2) |

BY PLAYER

| | | |
|--------------------|----|---|
| | LF | 1 |
| NATE EATON (7) | CF | 4 |
| | RF | 2 |
| | LF | 1 |
| DAIRON BLANCO (4) | CF | 2 |
| | RF | 1 |
| TYLER GENTRY (4) | RF | 4 |
| | LF | 2 |
| BREWER HICKLEN (3) | CF | 1 |
| TUCKER BRADLEY (2) | LF | 2 |
| JOHN RAVE (1) | LF | 1 |
| FRANMIL REYES (1) | LF | 1 |
| SAMAD TAYLOR (1) | CF | 1 |
| DREW WATERS (1) | CF | 1 |

| DATE | OPPONENT | RESULT | SP | C | 1B | 2B | 3B | SS | LF | CF | RF | DH |
|----------|----------------|-------------|--------------------|-------------------|-------------------|-------------------|--------------------|--------------------|------------------|------------------|---------------|----------------|
| 3/31 | @ Indianapolis | W 8-6 | Mike Mayers | Freddy Fermin | Nick Pratto | Samad Taylor | Nick Loftin | Maikel Garcia | Tucker Bradley | Dairon Blanco | Ylver Gentry | CJ Alexander |
| 4/1 | @ Indianapolis | W 12-3 | Austin Cox | Logan Porter | Nick Pratto | Angelo Castellano | Nick Loftin | Maikel Garcia | Tucker Bradley | Samad Taylor | Ylver Gentry | Jackson Reetz |
| 4/2 | TOLEDO | L 9-2 | Max Castillo | Freddy Fermin | Nick Pratto | Samad Taylor | Nick Loftin | Maikel Garcia | Tucker Bradley | Dairon Blanco | Ylver Gentry | CJ Alexander |
| 4/4 | TOLEDO | L 7-6 | Mike Mayers | Jackson Reetz | Logan Porter | Angelo Castellano | Nick Loftin | Maikel Garcia | Dairon Blanco | Samad Taylor | Ylver Gentry | Freddy Fermin |
| 4/6 | TOLEDO | L 8-5 | Jackson Kowar | Freddy Fermin | CJ Alexander | Samad Taylor | Nick Loftin | Maikel Garcia | Tucker Bradley | Dairon Blanco | Ylver Gentry | Logan Porter |
| 4/7 | TOLEDO | W 9-4 | Jonathan Heasley | Freddy Fermin | Logan Porter | Samad Taylor | Angelo Castellano | Maikel Garcia | Tucker Bradley | Dairon Blanco | CJ Alexander | Ylver Gentry |
| 4/8 | TOLEDO | W 13-8 | Drew Parrish | Freddy Fermin | Nick Pratto | Samad Taylor | Nick Loftin | Angelo Castellano | Tucker Bradley | Dairon Blanco | CJ Alexander | Logan Porter |
| 4/9 | TOLEDO | L 8-2 | Max Castillo | Logan Porter | Nick Pratto | Samad Taylor | Angelo Castellano | Maikel Garcia | Ylver Gentry | Dairon Blanco | CJ Alexander | Jackson Reetz |
| 4/11 | @ Iowa | L 9-6 | Mike Mayers | Freddy Fermin | Nick Pratto | Samad Taylor | Nick Loftin | Maikel Garcia | Tucker Bradley | Dairon Blanco | Ylver Gentry | Logan Porter |
| 4/12 | @ Iowa | W 10-6 | Austin Cox | Logan Porter | Nick Pratto | Samad Taylor | Nick Loftin | Maikel Garcia | Tucker Bradley | Dairon Blanco | Ylver Gentry | CJ Alexander |
| 4/13 | @ Louisville | W 5-0 | Jonathan Heasley | Freddy Fermin | Logan Porter | Nick Pratto | Angelo Castellano | Nick Loftin | Maikel Garcia | Samad Taylor | Ylver Gentry | Logan Porter |
| 4/14 | WINNETT | W 11-8 | Drew Parrish | Freddy Fermin | CJ Alexander | Angelo Castellano | Nick Loftin | Maikel Garcia | Dairon Blanco | Samad Taylor | Ylver Gentry | Logan Porter |
| 4/18 | WINNETT | L 4-1 | Mike Mayers | Freddy Fermin | Logan Porter | Nick Loftin | Maikel Garcia | Angelo Castellano | Nick Pratto | Samad Taylor | CJ Alexander | Ylver Gentry |
| 4/19 | WINNETT | L 6-2 | Jonathan Heasley | Logan Porter | Nick Pratto | Samad Taylor | Nick Loftin | Angelo Castellano | Tucker Bradley | Dairon Blanco | Ylver Gentry | Jackson Reetz |
| 4/20 | WINNETT | L 9-3 | Max Castillo | Freddy Fermin | Nick Pratto | Nick Loftin | Maikel Garcia | Angelo Castellano | Dairon Blanco | Samad Taylor | Ylver Gentry | Logan Porter |
| 4/21 | WINNETT | W 10-4 | Austin Cox | Jackson Reetz | Logan Porter | Nick Pratto | Angelo Castellano | Nick Loftin | Tucker Bradley | Dairon Blanco | Ylver Gentry | Nick Loftin |
| 4/22 | WINNETT | L 5-2 | Drew Parrish | Logan Porter | CJ Alexander | Samad Taylor | Maikel Garcia | Angelo Castellano | Nick Pratto | Dairon Blanco | Ylver Gentry | Nick Loftin |
| 4/23 | WINNETT | W 5-3 | Mike Mayers | Jackson Reetz | Nick Pratto | Nick Loftin | Maikel Garcia | Angelo Castellano | Tucker Bradley | Dairon Blanco | Ylver Gentry | CJ Alexander |
| 4/25 | @ Nashville | L 8-3 | Jonathan Heasley | Logan Porter | Nick Pratto | Nick Loftin | Maikel Garcia | Angelo Castellano | Tucker Bradley | Samad Taylor | Ylver Gentry | Dairon Blanco |
| 4/26 | @ Nashville | W 10-0 | Max Castillo | Logan Porter | Nick Loftin | Nick Loftin | Maikel Garcia | Angelo Castellano | Brewer Hicklen | Samad Taylor | Ylver Gentry | Freddy Fermin |
| 4/27 | @ Nashville | W 4-3 | Austin Cox | Jackson Reetz | CJ Alexander | Samad Taylor | Nick Loftin | Maikel Garcia | Nick Pratto | Nate Eaton | Dairon Blanco | Ylver Gentry |
| 4/28 | @ Nashville | L 2-1 | Drew Parrish | Logan Porter | CJ Alexander | Samad Taylor | Maikel Garcia | Angelo Castellano | Dairon Blanco | Nate Eaton | Ylver Gentry | Brewer Hicklen |
| 4/29 | @ Nashville | L 6-5 (10) | Mike Mayers | Jackson Reetz | CJ Alexander | Nick Loftin | Maikel Garcia | Angelo Castellano | Tucker Bradley | Samad Taylor | Nate Eaton | Freddy Fermin |
| 4/30 | @ Nashville | W 10-6 | Jonathan Heasley | Freddy Fermin | Logan Porter | Logan Porter | Nick Loftin | Maikel Garcia | Tucker Bradley | Nate Eaton | Ylver Gentry | Brewer Hicklen |
| 5/1 | LOUISVILLE | W 10-4 | Max Castillo | Jackson Reetz | Logan Porter | Samad Taylor | Nick Loftin | Angelo Castellano | Brewer Hicklen | Dairon Blanco | Ylver Gentry | Nick Loftin |
| 5/3 | LOUISVILLE | L 7-4 | Marcelo Martinez | Logan Porter | CJ Alexander | Samad Taylor | Nick Loftin | Angelo Castellano | Tucker Bradley | Nate Eaton | Ylver Gentry | Brewer Hicklen |
| 5/4 | LOUISVILLE | L 12-10 | Drew Parrish | Logan Porter | CJ Alexander | Samad Taylor | Nick Loftin | Angelo Castellano | Tucker Bradley | Brewer Hicklen | Ylver Gentry | Frannil Reyes |
| 5/5 | LOUISVILLE | W 6-2 | Mike Mayers | Jackson Reetz | Logan Porter | Samad Taylor | Nick Loftin | Clay Dungan | Brewer Hicklen | Dairon Blanco | Ylver Gentry | Frannil Reyes |
| 5/6 | LOUISVILLE | W 11-9 | Daniel Mengden | Logan Porter | CJ Alexander | Samad Taylor | Nick Loftin | Angelo Castellano | Frannil Reyes | Dairon Blanco | Ylver Gentry | Tucker Bradley |
| 5/7 | LOUISVILLE | L 6-3 | Daniel Lynch | Jackson Reetz | Logan Porter | Samad Taylor | Nick Loftin | Angelo Castellano | Brewer Hicklen | Dairon Blanco | Ylver Gentry | Frannil Reyes |
| 5/9 | @ Scranton/WB | L 14-2 | Drew Parrish | Logan Porter | CJ Alexander | Samad Taylor | Nick Loftin | Clay Dungan | Tucker Bradley | Drew Waters | Ylver Gentry | Brewer Hicklen |
| 5/10 | @ Scranton/WB | L 4-3 | Mike Mayers | Jackson Reetz | Logan Porter | Clay Dungan | Nick Loftin | Angelo Castellano | Brewer Hicklen | Dairon Blanco | Ylver Gentry | Samad Taylor |
| 5/11 | @ Scranton/WB | W 4-3 (11) | Jonathan Heasley | Logan Porter | CJ Alexander | Samad Taylor | Nick Loftin | Angelo Castellano | Tucker Bradley | Drew Waters | Dairon Blanco | Brewer Hicklen |
| 5/13 | @ Scranton/WB | L 10-3 | Daniel Lynch | Jackson Reetz | CJ Alexander | Samad Taylor | Nick Loftin | Angelo Castellano | Clay Dungan | Drew Waters | Ylver Gentry | Tucker Bradley |
| 5/14 | @ Scranton/WB | L 8-6 | Austin Cox | Logan Porter | CJ Alexander | Samad Taylor | Nick Loftin | Angelo Castellano | Brewer Hicklen | Drew Waters | Ylver Gentry | Dairon Blanco |
| 5/16 | TOLEDO | W 9-3 | Drew Parrish | Jackson Reetz | CJ Alexander | Samad Taylor | Nick Loftin | Clay Dungan | Tucker Bradley | Dairon Blanco | Ylver Gentry | Brewer Hicklen |
| 5/17 | TOLEDO | W 12-8 | Jonathan Heasley | Logan Porter | CJ Alexander | Nicky Lopez | Nick Loftin | Angelo Castellano | Samad Taylor | Drew Waters | Ylver Gentry | Johan Camargo |
| 5/18 | TOLEDO | L 6-0 | Daniel Lynch | Jackson Reetz | Logan Porter | Clay Dungan | Nick Loftin | Angelo Castellano | Samad Taylor | Drew Waters | Ylver Gentry | Dairon Blanco |
| 5/19 | TOLEDO | W 9-1 | Daniel Mengden | Logan Porter | CJ Alexander | Samad Taylor | Nick Loftin | Angelo Castellano | Nicky Lopez | Drew Waters | Ylver Gentry | Dairon Blanco |
| 5/20 | TOLEDO | L 4-1 | Drew Parrish | Jackson Reetz | CJ Alexander | Clay Dungan | Nicky Lopez | Angelo Castellano | Samad Taylor | Drew Waters | Ylver Gentry | Nick Loftin |
| 5/21 | TOLEDO | W 8-4 | Jonathan Heasley | Jackson Reetz | Logan Porter | Samad Taylor | Nick Loftin | Angelo Castellano | Tucker Bradley | Drew Waters | Ylver Gentry | Brewer Hicklen |
| 5/22 | @ St. Paul | W 10-0 (10) | Daniel Lynch | Logan Porter | CJ Alexander | Clay Dungan | Nick Loftin | Angelo Castellano | Samad Taylor | Dairon Blanco | Ylver Gentry | Dairon Blanco |
| 5/24 | @ St. Paul | L 6-5 | Anthony Veneziano | Jackson Reetz | Logan Porter | Nick Loftin | sa | Angelo Castellano | Dairon Blanco | Drew Waters | Ylver Gentry | Brewer Hicklen |
| 5/25 | @ St. Paul | L 8-6 | Austin Cox | Logan Porter | Greyson Jenista | Nick Loftin | Samad Taylor | Angelo Castellano | Tucker Bradley | Dairon Blanco | Ylver Gentry | Brewer Hicklen |
| 5/26 | @ St. Paul | W 6-4 | Drew Parrish | Jackson Reetz | Logan Porter | Clay Dungan | Nick Loftin | Angelo Castellano | Samad Taylor | Nate Eaton | Dairon Blanco | Brewer Hicklen |
| 5/27 | @ St. Paul | L 14-1 | Jonathan Heasley | Logan Porter | Greyson Jenista | Samad Taylor | Johan Camargo | Angelo Castellano | Dairon Blanco | Nate Eaton | Ylver Gentry | Bradley Tucker |
| 5/28 | @ St. Paul | W 5-4 | Max Castillo | Jackson Reetz | CJ Alexander | Clay Dungan | Nick Loftin | Angelo Castellano | Samad Taylor | Drew Waters | Ylver Gentry | Nate Eaton |
| 5/30 | MEMPHIS | W 7-6 | Anthony Veneziano | Logan Porter | CJ Alexander | Samad Taylor | Nick Loftin | Johan Camargo | Dairon Blanco | Nate Eaton | Ylver Gentry | Brewer Hicklen |
| 5/31 | MEMPHIS | L 9-4 | Austin Cox | Logan Porter | Johan Camargo | Samad Taylor | Nate Eaton | Clay Dungan | Tucker Bradley | Dairon Blanco | Ylver Gentry | CJ Alexander |
| 6/1 | MEMPHIS | L 12-6 | Jonathan Heasley | Jackson Reetz | CJ Alexander | Nate Eaton | Johan Camargo | Angelo Castellano | Samad Taylor | Brewer Hicklen | Ylver Gentry | Dairon Blanco |
| 6/2 | MEMPHIS | W 9-7 | Drew Parrish | Logan Porter | CJ Alexander | Samad Taylor | Clay Dungan | Angelo Castellano | Dairon Blanco | Drew Waters | Ylver Gentry | Logan Porter |
| 6/3 | MEMPHIS | L 4-2 | Max Castillo | Jackson Reetz | Logan Porter | Nate Eaton | Nate Eaton | Angelo Castellano | Brewer Hicklen | Dairon Blanco | Ylver Gentry | Johan Camargo |
| 6/4 | MEMPHIS | L 6-5 | Anthony Veneziano | Logan Porter | CJ Alexander | Samad Taylor | Johan Camargo | Clay Dungan | Tucker Bradley | Dairon Blanco | Nate Eaton | Ylver Gentry |
| 6/6 | @ Indianapolis | W 4-2 | Daniel Mengden | Jackson Reetz | Logan Porter | Johan Camargo | Nate Eaton | Angelo Castellano | Samad Taylor | Dairon Blanco | Ylver Gentry | Brewer Hicklen |
| 6/7 | @ Indianapolis | W 9-7 | Jonathan Heasley | Logan Porter | CJ Alexander | Johan Camargo | Clay Dungan | Angelo Castellano | Samad Taylor | Dairon Blanco | Ylver Gentry | Bradley Tucker |
| 6/8 | @ Indianapolis | W 15-7 | Drew Parrish | Logan Porter | CJ Alexander | Samad Taylor | Clay Dungan | Angelo Castellano | Tucker Bradley | Dairon Blanco | Ylver Gentry | Brewer Hicklen |
| 6/9 | @ Indianapolis | W 7-2 | Max Castillo | Jackson Reetz | Logan Porter | Samad Taylor | Johan Camargo | Angelo Castellano | Brewer Hicklen | Dairon Blanco | Ylver Gentry | CJ Alexander |
| 6/10 | @ Indianapolis | W 9-5 | Jonathan Heasley | Jackson Reetz | CJ Alexander | Samad Taylor | Johan Camargo | Clay Dungan | Tucker Bradley | Dairon Blanco | Ylver Gentry | Brewer Hicklen |
| 6/13 | COLUMBUS | W 6-5 | Jonathan Heasley | Jackson Reetz | Logan Porter | Samad Taylor | Johan Camargo | Angelo Castellano | John Rave | Kyle Isbel | Ylver Gentry | Brewer Hicklen |
| 6/14 | COLUMBUS | W 6-1 | Alec Marsh | Logan Porter | Johan Camargo | Samad Taylor | Angelo Castellano | Jermaine Palacios | Tucker Bradley | John Rave | Ylver Gentry | Matt Beatty |
| 6/15 | COLUMBUS | W 6-1 | Max Castillo | Logan Porter | Samad Taylor | Angelo Castellano | Jermaine Palacios | Jermaine Palacios | John Rave | Kyle Isbel | Ylver Gentry | Brewer Hicklen |
| 6/16 | COLUMBUS | W 4-1 | Anthony Veneziano | Jose Briceño | Logan Porter | Clay Dungan | Angelo Castellano | Adelny Hechavarría | John Rave | John Rave | Ylver Gentry | Brewer Hicklen |
| 6/17 | COLUMBUS | W 13-4 | Drew Parrish | Matt Beatty | Logan Porter | Clay Dungan | Angelo Castellano | Adelny Hechavarría | Tucker Bradley | John Rave | Nate Eaton | Brewer Hicklen |
| 6/18 | COLUMBUS | W 6-4 | James McArthur | Jose Briceño | Logan Porter | Nate Eaton | Jermaine Palacios | Angelo Castellano | John Rave | Kyle Isbel | Ylver Gentry | Brewer Hicklen |
| 6/19 | @ Rochester | W 5-4 | Alec Marsh | Logan Porter | Angelo Castellano | Nate Eaton | Clay Dungan | Adelny Hechavarría | John Rave | Kyle Isbel | Ylver Gentry | Brewer Hicklen |
| 6/20 | @ Rochester | W 7-3 | Max Castillo | Jose Briceño | Logan Porter | Clay Dungan | Jermaine Palacios | Adelny Hechavarría | Tucker Bradley | Nate Eaton | Ylver Gentry | Brewer Hicklen |
| 6/22 | @ Rochester | W 8-4 | Jonathan Bowlin | Logan Porter | Angelo Castellano | Clay Dungan | Jermaine Palacios | Adelny Hechavarría | Tucker Bradley | Kyle Isbel | Nate Eaton | Brewer Hicklen |
| 6/23 | @ Rochester | W 4-2 | Jonathan Veneziano | Logan Porter | Angelo Castellano | Clay Dungan | Jermaine Palacios | Adelny Hechavarría | Tucker Bradley | Kyle Isbel | Ylver Gentry | Brewer Hicklen |
| 6/24 | @ Rochester | L 3-2 | Ryan Farbroough | Jose Briceño | Logan Porter | Angelo Castellano | Jermaine Palacios | Adelny Hechavarría | John Rave | Kyle Isbel | Ylver Gentry | Brewer Hicklen |
| 6/25 | @ Rochester | W 7-3 | Alec Marsh | Logan Porter | Paxton Wallace | Clay Dungan | Jermaine Palacios | Adelny Hechavarría | Tucker Bradley | John Rave | Ylver Gentry | Kyle Isbel |
| 6/28 | IOWA | L 9-2 | Angel Zepa | Logan Porter | Angelo Castellano | Nate Eaton | Clay Dungan | Adelny Hechavarría | Tucker Bradley | John Rave | Ylver Gentry | Brewer Hicklen |
| 6/29 | IOWA | W 8-3 | Ryan Farbroough | Logan Porter | Angelo Castellano | Nate Eaton | Clay Dungan | Adelny Hechavarría | Tucker Bradley | John Rave | Ylver Gentry | Brewer Hicklen |
| 6/30 | IOWA | L 6-5 | Max Castillo | Jose Briceño | Jermaine Palacios | Michael Massey | Nate Eaton | Angelo Castellano | Tucker Bradley | John Rave | Ylver Gentry | Brewer Hicklen |
| 7/1 (61) | IOWA | W 11-1 (7) | Brad Keller | Angelo Castellano | Michael Massey | Clay Dungan | Angelo Castellano | Adelny Hechavarría | Tucker Bradley | Nate Eaton | John Rave | Brewer Hicklen |
| 7/2 (62) | IOWA | L 6-2 (7) | Cole Ragans | Logan Porter | Paxton Wallace | Clay Dungan | Jermaine Palacios | Angelo Castellano | John Rave | Nate Eaton | Ylver Gentry | Tucker Bradley |
| 7/3 | IOWA | L 7-6 | Angel Zepa | Logan Porter | Jermaine Palacios | Nate Eaton | Clay Dungan | Adelny Hechavarría | Tucker Bradley | John Rave | Ylver Gentry | Michael Massey |
| 7/4 | @ Winnett | L 3-1 | Ryan Farbroough | Jose Briceño | Angelo Castellano | Clay Dungan | Jermaine Palacios | Adelny Hechavarría | Tucker Bradley | John Rave | Ylver Gentry | Brewer Hicklen |
| 7/5 | @ Winnett | L 8-7 (10) | Brad Keller | Logan Porter | Angelo Castellano | Samad Taylor | Nate Eaton | Adelny Hechavarría | Tucker Bradley | John Rave | Ylver Gentry | Brewer Hicklen |
| 7/6 | @ Winnett | W 7-1 | James McArthur | Angelo Castellano | Samad Taylor | Clay Dungan | Adelny Hechavarría | Adelny Hechavarría | Nate Eaton | John Rave | Ylver Gentry | Tucker Bradley |
| 7/7 | @ Winnett | W 7-1 | Cole Ragans | Logan Porter | Paxton Wallace | Samad Taylor | Jermaine Palacios | Adelny Hechavarría | Tucker Bradley | John Rave | Ylver Gentry | Brewer Hicklen |
| 7/9 | @ Winnett | L 8-1 | Angel Zepa | Logan Porter | Angelo Castellano | Nate Eaton | Adelny Hechavarría | Adelny Hechavarría | Tucker Bradley | John Rave | Ylver Gentry | Clay Dungan |
| 7/14 | INDIANAPOLIS | L 13-5 | Jonathan Bowlin | Logan Porter | Jermaine Palacios | Clay Dungan | Nate Eaton | Angelo Castellano | Tucker Bradley | John Rave | Ylver Gentry | Brewer Hicklen |
| 7/15 | INDIANAPOLIS | W 8-3 | Austin Cox | Logan Porter | CJ Alexander | Angelo Castellano | Nick Loftin | Adelny Hechavarría | Nate Eaton | John Rave | Ylver Gentry | Brewer Hicklen |
| 7/16 | INDIANAPOLIS | W 11-4 | Evan Sick | Jose Briceño | CJ Alexander | Clay Dungan | Nick Loftin | Adelny Hechavarría | Tucker Bradley | John Rave | Ylver Gentry | Ylver Gentry |
| 7/18 | ST. PAUL | W 1-0 | Anthony Veneziano | Logan Porter | CJ Alexander | Nate Eaton | Nick Loftin | Angelo Castellano | Tucker Bradley | John Rave | Ylver Gentry | Clay Dungan |
| 7/19 | ST. PAUL | L 9-4 | Jonathan Bowlin | Logan Porter | CJ Alexander | Samad Taylor | Nick Loftin | Adelny Hechavarría | Brewer Hicklen | Nate Eaton | John Rave | Matt Beatty |
| 7/20 | ST. PAUL | L 6-5 | Angel Zepa | Logan Porter | Matt Beatty | Samad Taylor | Jermaine Palacios | Adelny Hechavarría | Brewer Hicklen | Nate Eaton | Ylver Gentry | Nick Loftin |
| 7/21 | ST. PAUL | L 9-6 | Cole Ragans | Logan Porter | Angelo Castellano | Samad Taylor | Clay Dungan | Adelny Hechavarría | Nate Eaton | John Rave | Ylver Gentry | Tucker Bradley |
| 7/22 | ST. PAUL | W 8-5 | Max Castillo | Jose Briceño | Matt Beatty | Samad Taylor | Nick Loftin | Angelo Castellano | John Rave | Nate Eaton | Ylver Gentry | Brewer Hicklen |
| 7/23 | ST. PAUL | W 3-1 | Anthony Veneziano | Logan Porter | CJ Alexander | Samad Taylor | Nick Loftin | Adelny Hechavarría | Tucker Bradley | John Rave | Ylver Gentry | Clay Dungan |
| 7/25 | @ Columbus | L 10-2 | Jonathan Bowlin | Logan Porter | CJ Alexander | Samad Taylor | Nick Loftin | Adelny Hechavarría | John Rave | Nate Eaton | Ylver Gentry | Tucker Bradley |
| 7/26 | @ Columbus | W 5-2 | Angel Zepa | Logan Porter | Jermaine Palacios | Samad Taylor | Clay Dungan | Adelny Hechavarría | Brewer Hicklen | John Rave | Nate Eaton | Tucker Bradley |
| 7/27 | @ Columbus | W 5-2 | Cole Ragans | Logan Porter | CJ Alexander | Samad Taylor | Nick Loftin | Adelny Hechavarría | Tucker Bradley | John Rave | Ylver Gentry | John Rave |
| 7/28 | @ Columbus | W 7-6 | Max Castillo | Logan Porter | CJ Alexander | Samad Taylor | Clay Dungan | Angelo Castellano | Ylver Gentry | Nate Eaton | John Rave | Matt Beatty |
| 7/29 | @ Columbus | L 6-3 | Anthony Veneziano | Jose Briceño | Matt Beatty | Nick Loftin | Angelo Castellano | Adelny Hechavarría | Tucker Bradley | John Rave | Ylver Gentry | Tucker Bradley |
| 7/30 | @ Columbus | W 7-5 | Jonathan Bowlin | Logan Porter | Angelo Castellano | Nick Loftin | Clay Dungan | Adelny Hechavarría | Brewer Hicklen | Nate Eaton | Ylver Gentry | Matt Beatty |
| 8/1 | @ Louisville | L 3-4 | Evan Sick | Logan Porter | CJ Alexander | Clay Dungan | Angelo Castellano | Adelny Hechavarría | Nate Eaton | John Rave | Ylver Gentry | Tucker Bradley |
| 8/2 | @ Louisville | L 3-4 | Max Castillo | Logan Porter | CJ Alexander | Nick Loftin | Angelo Castellano | Adelny Hechavarría | Nate Eaton | Nelson Velazquez | Ylver Gentry | Tucker Bradley |
| 8/3 | @ Louisville | L 11-2 | Drew Parrish | Logan Porter | Devin Mann | Clay Dungan | Angelo Castellano | Adelny Hechavarría | Nelson Velazquez | John Rave | Nate Eaton | Nick Loftin |
| 8/4 | @ Louisville | | | | | | | | | | | |
| 8/5 | @ Louisville | | | | | | | | | | | |
| 8/6 | @ Louisville | | | | | | | | | | | |
| 8/7 | @ Louisville | | | | | | | | | | | |
| 8/8 | IOWA | | | | | | | | | | | |
| 8/9 | IOWA | | | | | | | | | | | |
| 8/10 | IOWA | | | | | | | | | | | |
| 8/11 | IOWA | | | | | | | | | | | |
| 8/12 | IOWA | | | | | | | | | | | |
| 8/13 | IOWA | | | | | | | | | | | |
| 8/15 | @ Toledo | | | | | | | | | | | |
| 8/16 | @ Toledo | | | | | | | | | | | |
| 8/17 | @ Toledo | | | | | | | | | | | |
| 8/18 | @ Toledo | | | | | | | | | | | |
| 8/19 | @ Toledo | | | | | | | | | | | |
| 8/20 | @ Toledo | | | | | | | | | | | |
| 8/22 | ST. PAUL | </ | | | | | | | | | | |

| DATE | OPPONENT | RESULT | 1 | 2 | 3 | 4 | 5 | 6 | 7 | 8 | 9 |
|------------|----------------|-------------|----------------|--------------------|------------------|----------------|-----------------|--------------------|--------------------|--------------------|--------------------|
| 3/31 | @ Indianapolis | W, 8-6 | Samad Taylor | Maikel Garcia | Nick Pratto | Tyler Gentry | CJ Alexander | Nick Loftin | Freddy Fermin | Dairon Blanco | Tucker Bradley |
| 4/1 | @ Indianapolis | W, 12-1 | Samad Taylor | Maikel Garcia | Nick Pratto | Tyler Gentry | Nick Loftin | Logan Porter | Jackson Reetz | Dairon Blanco | Angelo Castellano |
| 4/4 | TOLEDO | L, 9-2 | Samad Taylor | Maikel Garcia | Nick Pratto | Tyler Gentry | Nick Loftin | CJ Alexander | Freddy Fermin | Dairon Blanco | Tucker Bradley |
| 4/5 | TOLEDO | L, 7-6 | Samad Taylor | Maikel Garcia | Tyler Gentry | Logan Porter | Nick Loftin | CJ Alexander | Freddy Fermin | Dairon Blanco | Angelo Castellano |
| 4/6 | TOLEDO | L, 8-5 | Samad Taylor | Maikel Garcia | Tyler Gentry | Logan Porter | Nick Loftin | CJ Alexander | Freddy Fermin | Dairon Blanco | Tucker Bradley |
| 4/7 | TOLEDO | W, 9-4 | Samad Taylor | Maikel Garcia | Tyler Gentry | Logan Porter | CJ Alexander | Freddy Fermin | Dairon Blanco | Tucker Bradley | Angelo Castellano |
| 4/8 | TOLEDO | W, 13-8 | Samad Taylor | Maikel Garcia | Tyler Gentry | Nick Pratto | Nick Loftin | Freddy Fermin | Dairon Blanco | Jackson Reetz | Angelo Castellano |
| 4/9 | TOLEDO | L, 8-2 | Samad Taylor | Maikel Garcia | Tyler Gentry | CJ Alexander | Nick Pratto | Logan Porter | Dairon Blanco | Jackson Reetz | Angelo Castellano |
| 4/11 | @ Iowa | L, 9-6 | Samad Taylor | Maikel Garcia | Tyler Gentry | Nick Pratto | Nick Loftin | Logan Porter | Freddy Fermin | Dairon Blanco | Tucker Bradley |
| 4/12 | @ Iowa | W, 10-6 | Samad Taylor | Maikel Garcia | Tyler Gentry | Nick Pratto | Nick Loftin | CJ Alexander | Logan Porter | Dairon Blanco | Tucker Bradley |
| 4/13 | @ Iowa | L, 5-0 | Samad Taylor | Maikel Garcia | Tyler Gentry | Nick Pratto | Nick Loftin | CJ Alexander | Freddy Fermin | Angelo Castellano | Tucker Bradley |
| 4/14 | @ Iowa | W, 11-8 | Samad Taylor | Maikel Garcia | Tyler Gentry | Logan Porter | Nick Loftin | CJ Alexander | Freddy Fermin | Dairon Blanco | Angelo Castellano |
| 4/18 | WINNETT | L, 4-1 | Samad Taylor | Maikel Garcia | Tyler Gentry | Nick Pratto | Nick Loftin | Logan Porter | Freddy Fermin | CJ Alexander | Angelo Castellano |
| 4/19 | WINNETT | L, 6-2 | Samad Taylor | Nick Loftin | Tyler Gentry | Nick Pratto | Logan Porter | Jackson Reetz | Dairon Blanco | Angelo Castellano | Tucker Bradley |
| 4/20 | WINNETT | L, 9-3 | Samad Taylor | Maikel Garcia | Tyler Gentry | Nick Pratto | Logan Porter | Freddy Fermin | Dairon Blanco | Angelo Castellano | Tucker Bradley |
| 4/21 | WINNETT | L, 10-6 | Samad Taylor | Maikel Garcia | Tyler Gentry | Nick Loftin | CJ Alexander | Jackson Reetz | Dairon Blanco | Angelo Castellano | Tucker Bradley |
| 4/22 | WINNETT | L, 5-2 | Samad Taylor | Maikel Garcia | Tyler Gentry | Nick Pratto | Nick Loftin | CJ Alexander | Logan Porter | Dairon Blanco | Angelo Castellano |
| 4/23 | WINNETT | W, 5-3 | Dairon Blanco | Maikel Garcia | Tyler Gentry | Nick Pratto | Nick Loftin | CJ Alexander | Jackson Reetz | Tucker Bradley | Angelo Castellano |
| 4/25 | @ Nashville | L, 8-3 | Samad Taylor | Maikel Garcia | Tyler Gentry | Nick Pratto | Nick Loftin | Logan Porter | Dairon Blanco | Tucker Bradley | Angelo Castellano |
| 4/26 | @ Nashville | L, 7-6 | Samad Taylor | Maikel Garcia | Tyler Gentry | Nick Loftin | Nick Pratto | CJ Alexander | Jackson Reetz | Angelo Castellano | Tucker Bradley |
| 4/27 | @ Nashville | W, 2-1 | Samad Taylor | Maikel Garcia | Tyler Gentry | Nick Pratto | Nick Loftin | Nate Eaton | CJ Alexander | Jackson Reetz | Dairon Blanco |
| 4/28 | @ Nashville | L, 4-3 | Samad Taylor | Maikel Garcia | Tyler Gentry | Logan Porter | Nate Eaton | Brewer Hicklen | Dairon Blanco | CJ Alexander | Angelo Castellano |
| 4/29 | @ Nashville | L, 6-5 (10) | Samad Taylor | Maikel Garcia | Nate Eaton | Nick Loftin | Freddy Fermin | CJ Alexander | Jackson Reetz | Tucker Bradley | Angelo Castellano |
| 4/30 | @ Nashville | W, 10-6 | Samad Taylor | Maikel Garcia | Tyler Gentry | Freddy Fermin | Nick Loftin | Logan Porter | Nate Eaton | Tucker Bradley | Dairon Blanco |
| 5/1 | LOUISVILLE | L, 12-2 | Samad Taylor | Nate Eaton | Tyler Gentry | Nick Loftin | Logan Porter | Jackson Reetz | Brewer Hicklen | Angelo Castellano | Tucker Bradley |
| 5/3 | LOUISVILLE | L, 7-4 | Samad Taylor | Nate Eaton | Tyler Gentry | Logan Porter | Nick Loftin | CJ Alexander | Brewer Hicklen | Tucker Bradley | Angelo Castellano |
| 5/4 | LOUISVILLE | L, 12-10 | Samad Taylor | CJ Alexander | Tyler Gentry | Logan Porter | Nick Loftin | Logan Porter | Brewer Hicklen | Tucker Bradley | Angelo Castellano |
| 5/5 | LOUISVILLE | W, 6-2 | Samad Taylor | Nick Loftin | Tyler Gentry | Logan Porter | Logan Porter | Brewer Hicklen | Jackson Reetz | Dairon Blanco | Clay Dungan |
| 5/6 | LOUISVILLE | W, 11-9 | Samad Taylor | Nick Loftin | Tyler Gentry | Logan Porter | Logan Porter | CJ Alexander | Dairon Blanco | Tucker Bradley | Angelo Castellano |
| 5/7 | LOUISVILLE | L, 4-3 | Samad Taylor | Nick Loftin | Tyler Gentry | Logan Porter | Logan Porter | Jackson Reetz | Dairon Blanco | Brewer Hicklen | Angelo Castellano |
| 5/9 | @ Scranton/WB | L, 14-2 | Drew Waters | Samad Taylor | Tyler Gentry | Logan Porter | Nick Loftin | CJ Alexander | Brewer Hicklen | Tucker Bradley | Clay Dungan |
| 5/10 | @ Scranton/WB | L, 4-3 | Samad Taylor | Nick Loftin | Tyler Gentry | Logan Porter | Brewer Hicklen | Jackson Reetz | Dairon Blanco | Clay Dungan | Angelo Castellano |
| 5/11 | @ Scranton/WB | L, 8-3 (11) | Drew Waters | Samad Taylor | Nick Loftin | Logan Porter | CJ Alexander | Brewer Hicklen | Dairon Blanco | Tucker Bradley | Angelo Castellano |
| 5/13 | @ Scranton/WB | L, 4-6 | Drew Waters | Samad Taylor | Tyler Gentry | Logan Porter | Jackson Reetz | Tucker Bradley | Dairon Blanco | Clay Dungan | Angelo Castellano |
| 5/14 | @ Scranton/WB | L, 6-3 | Samad Taylor | Nick Loftin | Tyler Gentry | CJ Alexander | Jackson Reetz | Brewer Hicklen | Tucker Bradley | Dairon Blanco | Clay Dungan |
| 5/16 | TOLEDO | L, 9-2 | Drew Waters | Nicky Lopez | Samad Taylor | Tyler Gentry | Johan Camargo | Nick Loftin | Logan Porter | CJ Alexander | Angelo Castellano |
| 5/17 | TOLEDO | W, 16-8 | Drew Waters | Samad Taylor | Tyler Gentry | Logan Porter | Nick Loftin | Jackson Reetz | Dairon Blanco | Clay Dungan | Angelo Castellano |
| 5/18 | TOLEDO | L, 10-6 | Drew Waters | Nicky Lopez | Samad Taylor | Samad Taylor | Nick Loftin | Logan Porter | Brewer Hicklen | Tucker Bradley | Angelo Castellano |
| 5/19 | TOLEDO | W, 9-1 | Drew Waters | Samad Taylor | Tyler Gentry | CJ Alexander | Nick Loftin | Logan Porter | Dairon Blanco | Clay Dungan | Angelo Castellano |
| 5/20 | TOLEDO | L, 4-1 | Drew Waters | Nicky Lopez | Samad Taylor | Tyler Gentry | CJ Alexander | Nick Loftin | Jackson Reetz | Clay Dungan | Angelo Castellano |
| 5/21 | TOLEDO | W, 8-4 | Drew Waters | Samad Taylor | Nick Loftin | Logan Porter | Brewer Hicklen | Jackson Reetz | Dairon Blanco | Tucker Bradley | Angelo Castellano |
| 5/22 | @ St. Paul | L, 10-6 | Drew Waters | Samad Taylor | Tyler Gentry | Logan Porter | Greyson Jenista | Greyson Jenista | Dairon Blanco | Clay Dungan | Angelo Castellano |
| 5/24 | @ St. Paul | L, 6-5 | Drew Waters | Samad Taylor | Nick Loftin | Tyler Gentry | Logan Porter | Brewer Hicklen | Dairon Blanco | Jackson Reetz | Angelo Castellano |
| 5/25 | @ St. Paul | L, 8-6 | Samad Taylor | Nick Loftin | Tyler Gentry | Logan Porter | Greyson Jenista | Dairon Blanco | Brewer Hicklen | Angelo Castellano | Tucker Bradley |
| 5/26 | @ St. Paul | W, 6-4 | Samad Taylor | Nate Eaton | Nick Loftin | Logan Porter | Brewer Hicklen | Dairon Blanco | Jackson Reetz | Clay Dungan | Angelo Castellano |
| 5/27 | @ St. Paul | L, 14-1 | Samad Taylor | Nate Eaton | Tyler Gentry | Logan Porter | Dairon Blanco | Johan Camargo | Greyson Jenista | Angelo Castellano | Tucker Bradley |
| 5/28 | @ St. Paul | L, 10-6 | Samad Taylor | Nate Eaton | Tyler Gentry | Nick Loftin | Brewer Hicklen | Johan Camargo | Jackson Reetz | Clay Dungan | Angelo Castellano |
| 5/30 | MEMPHIS | W, 7-6 | Samad Taylor | Nate Eaton | Tyler Gentry | Logan Porter | Dairon Blanco | CJ Alexander | Johan Camargo | Johan Camargo | Brewer Hicklen |
| 5/31 | MEMPHIS | L, 9-4 | Samad Taylor | Nate Eaton | Tyler Gentry | CJ Alexander | Johan Camargo | Logan Porter | Dairon Blanco | Clay Dungan | Tucker Bradley |
| 6/1 | MEMPHIS | L, 12-6 | Samad Taylor | Nate Eaton | Tyler Gentry | CJ Alexander | Johan Camargo | Dairon Blanco | Jackson Reetz | Brewer Hicklen | Angelo Castellano |
| 6/3 | MEMPHIS | L, 9-10 | Dairon Blanco | Nate Eaton | Tyler Gentry | CJ Alexander | Johan Camargo | Logan Porter | Brewer Hicklen | Tucker Bradley | Angelo Castellano |
| 6/4 | MEMPHIS | L, 4-2 | Dairon Blanco | Samad Taylor | Tyler Gentry | Nate Eaton | Nate Eaton | Logan Porter | Jackson Reetz | Brewer Hicklen | Angelo Castellano |
| 6/6 | MEMPHIS | L, 6-5 | Dairon Blanco | Samad Taylor | Tyler Gentry | Johan Camargo | Nate Eaton | Logan Porter | CJ Alexander | Clay Dungan | Tucker Bradley |
| 6/7 | @ Indianapolis | W, 4-2 | Dairon Blanco | Samad Taylor | Tyler Gentry | Johan Camargo | Nate Eaton | Logan Porter | Brewer Hicklen | Clay Dungan | Angelo Castellano |
| 6/7 | @ Indianapolis | W, 9-7 | Dairon Blanco | Samad Taylor | Tyler Gentry | Johan Camargo | Nate Eaton | Logan Porter | CJ Alexander | Clay Dungan | Angelo Castellano |
| 6/8 | @ Indianapolis | W, 15-7 | Dairon Blanco | Samad Taylor | Tyler Gentry | Johan Camargo | Nate Eaton | Logan Porter | CJ Alexander | Angelo Castellano | Tucker Bradley |
| 6/9 | @ Indianapolis | W, 6-2 | Dairon Blanco | Samad Taylor | Tyler Gentry | Johan Camargo | Logan Porter | Brewer Hicklen | Jackson Reetz | Brewer Hicklen | Angelo Castellano |
| 6/10 | @ Indianapolis | W, 9-5 | Dairon Blanco | Samad Taylor | Tyler Gentry | Johan Camargo | CJ Alexander | Jackson Reetz | Brewer Hicklen | Clay Dungan | Tucker Bradley |
| 6/13 | COLUMBUS | W, 6-5 | Samad Taylor | Kyle Isbel | Tyler Gentry | Johan Camargo | Logan Porter | Brewer Hicklen | Jackson Reetz | John Rave | Angelo Castellano |
| 6/14 | COLUMBUS | W, 6-1 | Samad Taylor | John Rave | Tyler Gentry | Johan Camargo | Logan Porter | Matt Beatty | Clay Dungan | Jermaine Palacios | Tucker Bradley |
| 6/15 | COLUMBUS | W, 4-2 | Samad Taylor | Kyle Isbel | Tyler Gentry | Logan Porter | Logan Porter | Brewer Hicklen | Brewer Hicklen | Jermaine Palacios | Angelo Castellano |
| 6/16 | COLUMBUS | W, 4-1 | Brewer Hicklen | Kyle Isbel | Tyler Gentry | Logan Porter | Johan Camargo | Jose Briceño | Clay Dungan | Adeiny Hechavarria | Angelo Castellano |
| 6/17 | COLUMBUS | W, 13-4 | Nate Eaton | John Rave | Matt Beatty | Logan Porter | Brewer Hicklen | Clay Dungan | Adeiny Hechavarria | Angelo Castellano | Tucker Bradley |
| 6/18 | COLUMBUS | W, 6-4 | Nate Eaton | Kyle Isbel | Logan Porter | Logan Porter | Johan Camargo | Brewer Hicklen | Jermaine Palacios | Jose Briceño | Angelo Castellano |
| 6/19 | @ Rochester | L, 5-4 | Nate Eaton | Kyle Isbel | Tyler Gentry | Logan Porter | Johan Camargo | Brewer Hicklen | Clay Dungan | Adeiny Hechavarria | Angelo Castellano |
| 6/21 | @ Rochester | W, 7-3 | Brewer Hicklen | Clay Dungan | Tyler Gentry | Logan Porter | Nate Eaton | Jermaine Palacios | Adeiny Hechavarria | Jose Briceño | Tucker Bradley |
| 6/22 | @ Rochester | W, 8-4 | Brewer Hicklen | Kyle Isbel | Logan Porter | Nate Eaton | Clay Dungan | Jermaine Palacios | Adeiny Hechavarria | Angelo Castellano | Tucker Bradley |
| 6/23 | @ Rochester | W, 4-2 | Brewer Hicklen | Kyle Isbel | Logan Porter | Logan Porter | Clay Dungan | Jermaine Palacios | Adeiny Hechavarria | Angelo Castellano | Tucker Bradley |
| 6/24 | @ Rochester | L, 3-2 | Brewer Hicklen | Kyle Isbel | Tyler Gentry | Logan Porter | John Rave | Adeiny Hechavarria | Jermaine Palacios | Jose Briceño | Angelo Castellano |
| 6/25 | @ Rochester | W, 13-3 | John Rave | Kyle Isbel | Tyler Gentry | Logan Porter | Clay Dungan | Adeiny Hechavarria | Jermaine Palacios | Paxton Wallace | Tucker Bradley |
| 6/28 | IOWA | L, 9-2 | Brewer Hicklen | John Rave | Logan Porter | Nate Eaton | Tucker Bradley | Tyler Gentry | Adeiny Hechavarria | Clay Dungan | Angelo Castellano |
| 6/29 | IOWA | W, 8-3 | Brewer Hicklen | John Rave | Logan Porter | Nate Eaton | Tucker Bradley | Tyler Gentry | Adeiny Hechavarria | Clay Dungan | Angelo Castellano |
| 6/30 | IOWA | L, 6-5 | Brewer Hicklen | Michael Massey | John Rave | Tyler Gentry | Tucker Bradley | Nate Eaton | Jermaine Palacios | Jose Briceño | Angelo Castellano |
| 7/1 (6/31) | IOWA | W, 11-1 (7) | Brewer Hicklen | Michael Massey | John Rave | Nate Eaton | Tucker Bradley | Adeiny Hechavarria | Clay Dungan | Jose Briceño | Angelo Castellano |
| 7/2 | IOWA | L, 6-2 (7) | John Rave | Tucker Bradley | Logan Porter | Nate Eaton | Tyler Gentry | Clay Dungan | Jermaine Palacios | Paxton Wallace | Angelo Castellano |
| 7/3 | IOWA | L, 7-6 | John Rave | Logan Porter | Michael Massey | Nate Eaton | Tucker Bradley | Tyler Gentry | Adeiny Hechavarria | Clay Dungan | Jermaine Palacios |
| 7/4 | @ Gwinnett | L, 3-1 | Tucker Bradley | Adeiny Hechavarria | John Rave | Brewer Hicklen | Clay Dungan | Tyler Gentry | Jermaine Palacios | Jose Briceño | Angelo Castellano |
| 7/5 | @ Gwinnett | L, 8-7 (10) | Samad Taylor | John Rave | Logan Porter | Nate Eaton | Tucker Bradley | Tyler Gentry | Adeiny Hechavarria | Brewer Hicklen | Angelo Castellano |
| 7/6 | @ Gwinnett | L, 9-6 | Samad Taylor | John Rave | Logan Porter | Nate Eaton | Tucker Bradley | Tyler Gentry | Adeiny Hechavarria | Clay Dungan | Angelo Castellano |
| 7/7 | @ Gwinnett | W, 7-1 | Samad Taylor | John Rave | Logan Porter | Nate Eaton | Tucker Bradley | Adeiny Hechavarria | Brewer Hicklen | Jermaine Palacios | Paxton Wallace |
| 7/9 | @ Gwinnett | L, 8-1 | Clay Dungan | Nate Eaton | John Rave | Logan Porter | Tucker Bradley | Tyler Gentry | Adeiny Hechavarria | Jose Briceño | Angelo Castellano |
| 7/14 | INDIANAPOLIS | L, 13-5 | Clay Dungan | Nate Eaton | John Rave | Logan Porter | Tucker Bradley | Tyler Gentry | Brewer Hicklen | Jermaine Palacios | Angelo Castellano |
| 7/15 | INDIANAPOLIS | W, 8-3 | Clay Dungan | Brewer Hicklen | John Rave | Nick Loftin | CJ Alexander | Nate Eaton | Tyler Gentry | Adeiny Hechavarria | Angelo Castellano |
| 7/16 | INDIANAPOLIS | L, 11-4 | Clay Dungan | Clay Dungan | John Rave | Nick Loftin | Tucker Bradley | Tyler Gentry | Tyler Gentry | Adeiny Hechavarria | Jose Briceño |
| 7/18 | ST. PAUL | W, 1-0 | Tucker Bradley | Nick Loftin | John Rave | Logan Porter | CJ Alexander | Nate Eaton | Tyler Gentry | Clay Dungan | Angelo Castellano |
| 7/19 | ST. PAUL | L, 9-4 | Samad Taylor | Matt Beatty | John Rave | Logan Porter | CJ Alexander | Nick Loftin | Nate Eaton | Brewer Hicklen | Adeiny Hechavarria |
| 7/20 | ST. PAUL | L, 6-5 | Samad Taylor | Matt Beatty | Nick Loftin | Logan Porter | Nate Eaton | Tyler Gentry | Brewer Hicklen | Adeiny Hechavarria | Jermaine Palacios |
| 7/21 | ST. PAUL | W, 4-4 | Samad Taylor | John Rave | Logan Porter | CJ Alexander | Nate Eaton | Tucker Bradley | Tyler Gentry | Clay Dungan | Angelo Castellano |
| 7/22 | ST. PAUL | W, 8-5 | Samad Taylor | John Rave | Matt Beatty | Nick Loftin | Nate Eaton | Tyler Gentry | Brewer Hicklen | Jose Briceño | Angelo Castellano |
| 7/23 | ST. PAUL | W, 3-1 | Samad Taylor | Tucker Bradley | Nick Loftin | Logan Porter | Nate Eaton | CJ Alexander | Tyler Gentry | Clay Dungan | Adeiny Hechavarria |
| 7/25 | @ Columbus | L, 10-2 | Samad Taylor | Tucker Bradley | Logan Porter | John Rave | Nate Eaton | CJ Alexander | Nick Loftin | Tyler Gentry | Adeiny Hechavarria |
| 7/26 | @ Columbus | W, 5-2 | Samad Taylor | John Rave | Nate Eaton | CJ Alexander | Brewer Hicklen | Clay Dungan | Angelo Castellano | Jose Briceño | Jermaine Palacios |
| 7/27 | @ Columbus | W, 7-2 | Samad Taylor | John Rave | Logan Porter | Nick Loftin | Tucker Bradley | Nate Eaton | Tucker Bradley | Tyler Gentry | Adeiny Hechavarria |
| 7/28 | @ Columbus | W, 7-6 | Clay Dungan | Matt Beatty | Nick Loftin | Logan Porter | John Rave | Nate Eaton | CJ Alexander | Tyler Gentry | Angelo Castellano |
| 7/29 | @ Columbus | L, 6-3 | Nate Eaton | John Rave | Nick Loftin | Tyler Gentry | Tucker Bradley | Adeiny Hechavarria | Jose Briceño | Angelo Castellano | Angelo Castellano |
| 7/30 | @ Columbus | L, 7-5 | Clay Dungan | Matt Beatty | Nick Loftin | Logan Porter | Nate Eaton | Tyler Gentry | Brewer Hicklen | Adeiny Hechavarria | Angelo Castellano |
| 8/1 | @ Louisville | W, 5-2 | Tucker Bradley | John Rave | Nick Loftin | Logan Porter | Nate Eaton | Tyler Gentry | CJ Alexander | Clay Dungan | Adeiny Hechavarria |
| 8/2 | @ Louisville | L, 3-2 | John Rave | Nick Loftin | Nelson Velazquez | Logan Porter | Nate Eaton | CJ Alexander | CJ Alexander | Adeiny Hechavarria | Angelo Castellano |
| 8/3 | @ Louisville | L, 11-2 | John Rave | Nick Loftin | Nelson Velazquez | Devin Mann | Logan Porter | Nate Eaton | Clay Dungan | Adeiny Hechavarria | Angelo Castellano |
| 8/4 | @ Louisville | | | | | | | | | | |
| 8/5 | @ Louisville | | | | | | | | | | |
| 8/6 | @ Louisville | | | | | | | | | | |
| 8/8 | IOWA | | | | | | | | | | |
| 8/9 | IOWA | | | | | | | | | | |
| 8/10 | IOWA | | | | | | | | | | |
| 8/11 | IOWA | | | | | | | | | | |
| 8/12 | IOWA | | | | | | | | | | |
| 8/13 | IOWA | | | | | | | | | | |
| 8/15 | @ Toledo | | | | | | | | | | |
| 8/16 | @ Toledo | | | | | | | | | | |
| 8/17 | @ Toledo | | | | | | | | | | |
| 8/18 | @ Toledo | | | | | | | | | | |
| 8/19 | @ Toledo | | | | | | | | | | |
| 8/20 | @ Toledo | | | | | | | | | | |
| 8/22 | ST. PAUL | | | | | | | | | | |
| 8/23 | ST. PAUL | | | | | | | | | | |
| 8/24 | ST. PAUL | | | | | | | | | | |
| 8/25 | ST. PAUL | | | | | | | | | | |
| 8/26 | ST. PAUL | | | | | | | | | | |
| 8/27 | ST. PAUL | | | | | | | | | | |
| 8/29 | LOUISVILLE | | | | | | | | | | |
| 8/30 | LOUISVILLE | | | | | | | | | | |
| 8/31 | LOUISVILLE | | | | | | | | | | |
| 9/1 | LOUISVILLE | | | | | | | | | | |
| 9/2 | LOUISVILLE | | | | | | | | | | |
| 9/3 | LOUISVILLE | | | | | | | | | | |
| 9/5 | @ Iowa | | | | | | | | | | |
| 9/6 | @ Iowa | | | | | | | | | | |
| 9/7 | @ Iowa | | | | | | | | | | |
| 9/8 | @ Iowa | | | | | | | | | | |
| 9/9 | @ Iowa | | | | | | | | | | |

| DATE | OPPONENT | RESULT | IP | H | R | ER | BB | SO | 2B | 3B | HR | TB | AVG | WHIP | WP | BK | HB | GIDP | IBB | TBF | SV | SVO | ERA (SEASON) |
|------|----------------|-------------|------|----|----|----|----|----|----|----|----|----|--------|--------|----|----|----|------|-----|-----|----|-----|--------------|
| 3/31 | @ Indianapolis | W 8-6 | 9.0 | 11 | 6 | 6 | 2 | 7 | 4 | 0 | 1 | 18 | (.297) | (1.44) | 0 | 1 | 2 | 1 | 0 | 40 | 1 | 1 | 6.00 |
| 4/1 | @ Indianapolis | W 12-1 | 9.0 | 5 | 3 | 3 | 5 | 10 | 8 | 0 | 0 | 16 | (.185) | (0.78) | 0 | 0 | 1 | 2 | 0 | 31 | 0 | 0 | 3.50 |
| 4/2 | @ Indianapolis | W 8-3 | 9.0 | 11 | 3 | 3 | 5 | 10 | 1 | 1 | 1 | 17 | (.314) | (1.78) | 0 | 0 | 0 | 3 | 0 | 40 | 0 | 0 | 3.33 |
| 4/4 | TOLEDO | L 9-2 | 9.0 | 12 | 9 | 9 | 4 | 10 | 6 | 0 | 3 | 27 | (.324) | (1.78) | 0 | 0 | 0 | 0 | 0 | 41 | 0 | 0 | 4.75 |
| 4/5 | TOLEDO | L 7-6 | 9.0 | 12 | 7 | 6 | 5 | 10 | 3 | 0 | 1 | 18 | (.316) | (1.89) | 1 | 0 | 0 | 2 | 0 | 43 | 0 | 1 | 5.00 |
| 4/6 | TOLEDO | L 8-5 | 9.0 | 10 | 8 | 8 | 8 | 12 | 3 | 0 | 3 | 22 | (.286) | (2.00) | 0 | 0 | 0 | 0 | 0 | 44 | 0 | 0 | 5.50 |
| 4/7 | TOLEDO | W 9-4 | 9.0 | 9 | 4 | 4 | 4 | 5 | 8 | 0 | 2 | 16 | (.250) | (1.56) | 1 | 0 | 1 | 0 | 0 | 42 | 0 | 0 | 5.29 |
| 4/8 | TOLEDO | W 13-8 | 9.0 | 13 | 8 | 7 | 4 | 8 | 2 | 0 | 0 | 15 | (.317) | (1.89) | 0 | 1 | 2 | 1 | 0 | 47 | 0 | 0 | 5.50 |
| 4/9 | TOLEDO | L 8-2 | 9.0 | 13 | 8 | 6 | 4 | 10 | 2 | 0 | 3 | 24 | (.317) | (1.89) | 0 | 0 | 1 | 1 | 0 | 46 | 0 | 0 | 5.56 |
| 4/11 | @ Iowa | W 9-6 | 8.0 | 7 | 9 | 9 | 9 | 10 | 3 | 0 | 0 | 16 | (.266) | (1.75) | 0 | 0 | 1 | 0 | 0 | 39 | 0 | 0 | 5.97 |
| 4/12 | @ Iowa | W 10-6 | 9.0 | 8 | 6 | 6 | 2 | 10 | 2 | 1 | 2 | 18 | (.235) | (1.11) | 0 | 0 | 1 | 1 | 0 | 37 | 0 | 0 | 5.97 |
| 4/13 | @ Iowa | L 14-1 | 9.0 | 15 | 14 | 12 | 4 | 8 | 7 | 0 | 2 | 28 | (.375) | (2.38) | 0 | 0 | 2 | 0 | 0 | 46 | 0 | 0 | 6.54 |
| 4/14 | @ Iowa | W 11-8 | 9.0 | 11 | 8 | 7 | 4 | 14 | 2 | 0 | 2 | 19 | (.297) | (1.67) | 1 | 0 | 2 | 0 | 1 | 45 | 1 | 1 | 6.57 |
| 4/18 | WINNETT | L 4-1 | 9.0 | 7 | 4 | 4 | 6 | 9 | 0 | 1 | 0 | 8 | (.237) | (1.33) | 0 | 0 | 0 | 3 | 0 | 34 | 0 | 0 | 6.39 |
| 4/19 | WINNETT | L 6-5 | 9.0 | 10 | 6 | 6 | 9 | 3 | 2 | 0 | 2 | 19 | (.286) | (1.22) | 0 | 0 | 0 | 0 | 0 | 36 | 0 | 0 | 6.36 |
| 4/20 | WINNETT | L 9-3 | 9.0 | 10 | 9 | 6 | 5 | 7 | 1 | 1 | 1 | 16 | (.286) | (1.67) | 2 | 0 | 0 | 1 | 0 | 41 | 0 | 0 | 6.34 |
| 4/21 | WINNETT | L 7-3 | 9.0 | 11 | 7 | 4 | 4 | 8 | 4 | 0 | 1 | 18 | (.297) | (1.67) | 4 | 1 | 0 | 2 | 0 | 42 | 0 | 0 | 6.20 |
| 4/22 | WINNETT | L 5-2 | 9.0 | 10 | 5 | 4 | 5 | 5 | 1 | 0 | 1 | 14 | (.294) | (1.67) | 0 | 0 | 2 | 1 | 0 | 39 | 0 | 0 | 6.08 |
| 4/23 | WINNETT | W 15-5 | 9.0 | 13 | 7 | 7 | 2 | 10 | 0 | 0 | 0 | 10 | (.229) | (1.22) | 2 | 0 | 0 | 1 | 0 | 42 | 1 | 1 | 5.91 |
| 4/25 | @ Nashville | L 8-3 | 8.0 | 11 | 8 | 8 | 3 | 5 | 2 | 1 | 2 | 21 | (.333) | (1.75) | 0 | 0 | 0 | 0 | 0 | 38 | 0 | 0 | 6.05 |
| 4/26 | @ Nashville | L 5-0 | 8.0 | 11 | 5 | 5 | 3 | 5 | 3 | 0 | 1 | 17 | (.333) | (1.75) | 0 | 0 | 0 | 0 | 0 | 37 | 0 | 0 | 6.03 |
| 4/27 | @ Nashville | W 2-1 | 9.0 | 6 | 1 | 1 | 3 | 5 | 10 | 1 | 0 | 8 | (.200) | (1.22) | 0 | 0 | 1 | 1 | 0 | 36 | 1 | 1 | 5.80 |
| 4/28 | @ Nashville | L 4-3 | 8.2 | 7 | 4 | 3 | 4 | 7 | 1 | 0 | 0 | 8 | (.233) | (1.27) | 0 | 0 | 3 | 0 | 0 | 34 | 0 | 0 | 5.68 |
| 4/29 | @ Nashville | L 6-5 (10) | 9.1 | 13 | 6 | 5 | 5 | 9 | 7 | 2 | 0 | 18 | (.325) | (2.04) | 0 | 0 | 1 | 0 | 0 | 48 | 0 | 1 | 6.09 |
| 4/30 | @ Nashville | W 10-6 | 9.0 | 9 | 6 | 6 | 5 | 9 | 1 | 0 | 1 | 13 | (.257) | (1.56) | 3 | 0 | 1 | 0 | 0 | 42 | 0 | 0 | 5.66 |
| 5/2 | LOUISVILLE | L 10-4 | 9.0 | 14 | 10 | 10 | 5 | 8 | 1 | 0 | 1 | 18 | (.368) | (2.11) | 3 | 0 | 0 | 0 | 0 | 45 | 0 | 0 | 5.83 |
| 5/3 | LOUISVILLE | L 7-4 | 9.0 | 11 | 12 | 10 | 4 | 10 | 0 | 0 | 3 | 20 | (.306) | (1.67) | 0 | 0 | 1 | 1 | 0 | 41 | 0 | 0 | 5.84 |
| 5/4 | LOUISVILLE | L 12-10 | 9.0 | 13 | 12 | 10 | 3 | 12 | 0 | 0 | 1 | 34 | (.333) | (1.89) | 0 | 0 | 1 | 1 | 0 | 43 | 0 | 0 | 5.90 |
| 5/5 | LOUISVILLE | W 6-2 | 9.0 | 7 | 2 | 2 | 3 | 8 | 1 | 0 | 1 | 11 | (.219) | (1.11) | 0 | 0 | 0 | 0 | 0 | 36 | 1 | 1 | 5.85 |
| 5/6 | LOUISVILLE | W 11-9 | 9.0 | 13 | 9 | 9 | 3 | 9 | 4 | 0 | 2 | 23 | (.342) | (1.78) | 0 | 0 | 1 | 0 | 0 | 42 | 1 | 1 | 5.95 |
| 5/7 | LOUISVILLE | L 4-3 | 9.0 | 6 | 4 | 4 | 7 | 10 | 2 | 0 | 0 | 11 | (.188) | (1.44) | 1 | 1 | 0 | 0 | 0 | 39 | 0 | 1 | 5.89 |
| 5/9 | @ Scranton/WB | L 14-2 | 8.0 | 18 | 14 | 13 | 5 | 6 | 4 | 0 | 4 | 34 | (.486) | (2.88) | 0 | 0 | 2 | 4 | 0 | 45 | 0 | 0 | 6.14 |
| 5/10 | @ Scranton/WB | L 4-3 | 8.0 | 4 | 4 | 4 | 8 | 9 | 0 | 0 | 1 | 8 | (.160) | (1.50) | 0 | 0 | 1 | 2 | 0 | 34 | 0 | 0 | 5.90 |
| 5/11 | @ Scranton/WB | W 4-3 (11) | 11.0 | 8 | 3 | 3 | 6 | 15 | 3 | 0 | 0 | 11 | (.216) | (1.27) | 1 | 0 | 1 | 1 | 2 | 44 | 0 | 1 | 5.96 |
| 5/12 | @ Scranton/WB | W 3-2 | 9.0 | 4 | 2 | 2 | 5 | 8 | 0 | 0 | 1 | 7 | (.133) | (1.00) | 0 | 0 | 0 | 0 | 0 | 35 | 1 | 1 | 5.85 |
| 5/13 | @ Scranton/WB | L 8-6 | 8.1 | 10 | 8 | 8 | 7 | 7 | 1 | 0 | 2 | 17 | (.333) | (2.04) | 1 | 0 | 1 | 2 | 0 | 38 | 0 | 0 | 5.92 |
| 5/14 | @ Scranton/WB | W 12-10 | 9.0 | 9 | 3 | 3 | 5 | 13 | 1 | 0 | 2 | 16 | (.250) | (1.56) | 0 | 0 | 0 | 0 | 0 | 41 | 1 | 2 | 5.84 |
| 5/16 | TOLEDO | W 8-2 | 9.0 | 12 | 9 | 7 | 3 | 11 | 3 | 0 | 3 | 24 | (.308) | (1.67) | 2 | 0 | 0 | 0 | 0 | 42 | 0 | 0 | 5.87 |
| 5/17 | TOLEDO | W 16-8 | 9.0 | 14 | 8 | 8 | 2 | 14 | 2 | 0 | 3 | 25 | (.341) | (1.78) | 1 | 0 | 0 | 0 | 0 | 43 | 0 | 0 | 5.92 |
| 5/18 | TOLEDO | W 9-0 | 9.0 | 3 | 0 | 0 | 4 | 7 | 2 | 0 | 0 | 4 | (.107) | (0.78) | 1 | 0 | 1 | 2 | 0 | 33 | 0 | 0 | 5.70 |
| 5/19 | TOLEDO | W 9-1 | 9.0 | 6 | 1 | 0 | 4 | 7 | 2 | 0 | 0 | 8 | (.188) | (1.11) | 1 | 0 | 0 | 1 | 0 | 36 | 0 | 0 | 5.63 |
| 5/20 | TOLEDO | W 4-1 | 8.0 | 4 | 4 | 4 | 8 | 9 | 0 | 0 | 0 | 5 | (.179) | (1.44) | 0 | 0 | 0 | 0 | 0 | 39 | 0 | 0 | 5.66 |
| 5/21 | TOLEDO | W 8-4 | 9.0 | 15 | 4 | 4 | 1 | 6 | 6 | 0 | 2 | 27 | (.385) | (1.78) | 0 | 0 | 2 | 2 | 0 | 42 | 0 | 0 | 5.56 |
| 5/23 | @ St. Paul | W 6-1 | 9.0 | 6 | 1 | 1 | 2 | 7 | 1 | 0 | 0 | 7 | (.182) | (0.89) | 0 | 0 | 0 | 0 | 0 | 35 | 0 | 0 | 5.45 |
| 5/24 | @ St. Paul | L 6-5 | 8.0 | 9 | 6 | 6 | 6 | 13 | 2 | 1 | 0 | 11 | (.273) | (1.88) | 0 | 0 | 0 | 0 | 0 | 39 | 0 | 0 | 5.48 |
| 5/25 | @ St. Paul | L 8-6 | 8.0 | 10 | 8 | 8 | 4 | 10 | 3 | 1 | 1 | 18 | (.313) | (1.88) | 0 | 0 | 0 | 0 | 0 | 38 | 0 | 1 | 5.48 |
| 5/26 | @ St. Paul | W 8-4 | 9.0 | 8 | 4 | 4 | 7 | 7 | 0 | 0 | 1 | 12 | (.250) | (1.67) | 0 | 0 | 1 | 1 | 0 | 40 | 1 | 1 | 5.48 |
| 5/27 | @ St. Paul | L 14-1 | 8.0 | 16 | 14 | 11 | 6 | 12 | 2 | 1 | 2 | 26 | (.381) | (2.75) | 0 | 0 | 0 | 0 | 0 | 48 | 0 | 0 | 5.58 |
| 5/28 | @ St. Paul | L 10-6 | 8.0 | 9 | 10 | 6 | 3 | 7 | 1 | 0 | 2 | 16 | (.290) | (1.50) | 0 | 0 | 1 | 0 | 0 | 36 | 0 | 1 | 5.60 |
| 5/30 | MEMPHIS | L 6-2 | 9.0 | 6 | 6 | 6 | 9 | 8 | 1 | 0 | 2 | 13 | (.244) | (1.67) | 0 | 0 | 1 | 1 | 0 | 41 | 1 | 1 | 5.61 |
| 5/31 | MEMPHIS | L 10-4 | 10.0 | 11 | 9 | 9 | 10 | 11 | 0 | 0 | 0 | 20 | (.282) | (1.67) | 1 | 0 | 0 | 0 | 0 | 44 | 0 | 0 | 5.66 |
| 6/1 | MEMPHIS | L 12-6 | 10.0 | 11 | 12 | 12 | 11 | 8 | 2 | 0 | 3 | 22 | (.297) | (2.44) | 0 | 0 | 0 | 1 | 0 | 48 | 0 | 0 | 5.76 |
| 6/2 | MEMPHIS | W 10-9 (10) | 10.0 | 12 | 9 | 7 | 7 | 10 | 2 | 0 | 1 | 17 | (.300) | (1.90) | 0 | 0 | 0 | 3 | 0 | 48 | 0 | 1 | 5.77 |
| 6/3 | MEMPHIS | L 4-2 | 9.0 | 6 | 4 | 3 | 1 | 9 | 1 | 0 | 1 | 10 | (.176) | (0.78) | 2 | 0 | 0 | 0 | 0 | 35 | 0 | 0 | 5.72 |
| 6/4 | MEMPHIS | L 6-5 | 9.0 | 9 | 6 | 6 | 7 | 11 | 2 | 1 | 0 | 13 | (.257) | (1.78) | 1 | 0 | 0 | 1 | 0 | 42 | 0 | 0 | 5.72 |
| 6/6 | @ Indianapolis | W 7-6 | 9.0 | 7 | 4 | 4 | 6 | 12 | 0 | 0 | 0 | 9 | (.219) | (1.44) | 0 | 0 | 1 | 1 | 0 | 40 | 1 | 1 | 5.66 |
| 6/7 | @ Indianapolis | W 9-7 | 9.0 | 10 | 7 | 7 | 4 | 13 | 3 | 1 | 1 | 18 | (.286) | (1.56) | 0 | 0 | 0 | 1 | 0 | 39 | 0 | 0 | 5.68 |
| 6/8 | @ Indianapolis | W 15-7 | 9.0 | 11 | 7 | 7 | 8 | 7 | 3 | 0 | 1 | 17 | (.306) | (2.11) | 0 | 0 | 0 | 0 | 0 | 44 | 0 | 0 | 5.70 |
| 6/9 | @ Indianapolis | W 6-2 | 9.0 | 8 | 2 | 2 | 5 | 12 | 1 | 0 | 1 | 12 | (.216) | (1.00) | 0 | 0 | 0 | 0 | 0 | 38 | 0 | 0 | 5.64 |
| 6/10 | @ Indianapolis | W 9-5 | 9.0 | 9 | 5 | 5 | 10 | 11 | 0 | 0 | 0 | 9 | (.242) | (2.00) | 0 | 0 | 1 | 1 | 0 | 41 | 1 | 1 | 5.66 |
| 6/13 | COLUMBUS | W 6-5 | 9.0 | 9 | 5 | 5 | 6 | 10 | 3 | 0 | 1 | 15 | (.250) | (1.67) | 1 | 0 | 1 | 0 | 0 | 43 | 1 | 2 | 5.62 |
| 6/14 | COLUMBUS | W 6-1 | 9.0 | 4 | 1 | 1 | 6 | 11 | 0 | 0 | 0 | 4 | (.133) | (1.11) | 0 | 0 | 1 | 0 | 0 | 38 | 0 | 0 | 5.54 |
| 6/15 | COLUMBUS | W 4-2 | 9.0 | 5 | 2 | 2 | 1 | 4 | 0 | 0 | 2 | 11 | (.161) | (0.67) | 0 | 0 | 1 | 1 | 0 | 33 | 1 | 1 | 5.49 |
| 6/16 | COLUMBUS | W 4-1 | 8.0 | 6 | 1 | 1 | 6 | 0 | 0 | 0 | 0 | 6 | (.194) | (1.00) | 0 | 0 | 0 | 3 | 0 | 34 | 0 | 0 | 5.42 |
| 6/17 | COLUMBUS | W 13-4 | 9.0 | 11 | 4 | 4 | 4 | 7 | 1 | 0 | 0 | 18 | (.297) | (1.67) | 1 | 0 | 0 | 1 | 0 | 41 | 0 | 0 | 5.60 |
| 6/18 | COLUMBUS | W 6-4 | 9.0 | 6 | 4 | 4 | 5 | 9 | 2 | 1 | 0 | 10 | (.194) | (1.22) | 2 | 0 | 0 | 0 | 0 | 37 | 1 | 1 | 5.37 |
| 6/20 | @ Rochester | L 5-4 | 8.0 | 7 | 5 | 5 | 5 | 13 | 1 | 0 | 1 | 11 | (.233) | (1.50) | 1 | 1 | 1 | 0 | 0 | 36 | 0 | 1 | 5.38 |
| 6/21 | @ Rochester | W 7-3 | 9.0 | 7 | 3 | 2 | 2 | 8 | 1 | 0 | 1 | 11 | (.219) | (1.00) | 1 | 0 | 0 | 0 | 0 | 36 | 0 | 0 | 5.33 |
| 6/22 | @ Rochester | W 8-4 | 9.0 | 8 | 4 | 4 | 5 | 7 | 1 | 0 | 3 | 18 | (.229) | (1.44) | 1 | 0 | 0 | 0 | 0 | 40 | 0 | 0 | 5.31 |
| 6/23 | @ Rochester | W 4-2 | 9.0 | 5 | 2 | 1 | 5 | 7 | 1 | 1 | 0 | 8 | (.167) | (1.11) | 0 | 0 | 2 | 2 | 0 | 38 | 1 | 1 | 5.24 |

| DATE | OPPONENT | RESULT | AB | R | H | TB | 2B | 3B | HR | XBH | RBI | BB | IBB | SO | SB | CS | HBP | SAC | SF | GIDP | LOB | AVG (SEASON) |
|----------|----------------|-------------|----|----|----|----|----|----|----|-----|-----|----|-----|----|----|----|-----|-----|----|------|-----|--------------|
| 3/31 | @ Indianapolis | W 8-6 | 40 | 8 | 12 | 16 | 2 | 1 | 0 | 2 | 8 | 9 | 0 | 12 | 3 | 0 | 0 | 0 | 0 | 0 | 14 | 300 |
| 4/1 | @ Indianapolis | W 12-1 | 42 | 12 | 16 | 24 | 2 | 1 | 0 | 2 | 12 | 6 | 0 | 10 | 3 | 0 | 0 | 0 | 0 | 0 | 11 | 341 |
| 4/2 | @ Indianapolis | W 8-3 | 39 | 8 | 12 | 22 | 1 | 0 | 3 | 4 | 8 | 4 | 0 | 5 | 2 | 0 | 1 | 0 | 0 | 0 | 9 | 331 |
| 4/4 | TOLEDO | L 9-2 | 29 | 2 | 6 | 18 | 1 | 0 | 1 | 3 | 2 | 4 | 0 | 10 | 1 | 1 | 0 | 0 | 0 | 4 | 6 | 307 |
| 4/5 | TOLEDO | L 7-6 | 34 | 6 | 7 | 15 | 0 | 0 | 2 | 3 | 3 | 3 | 0 | 12 | 2 | 1 | 0 | 0 | 0 | 1 | 4 | 293 |
| 4/6 | TOLEDO | W 9-4 | 32 | 9 | 12 | 18 | 3 | 0 | 1 | 4 | 8 | 4 | 0 | 11 | 0 | 0 | 0 | 0 | 1 | 1 | 6 | 282 |
| 4/7 | TOLEDO | W 13-8 | 34 | 13 | 12 | 26 | 2 | 0 | 4 | 6 | 13 | 5 | 0 | 9 | 0 | 0 | 0 | 0 | 0 | 0 | 4 | 297 |
| 4/8 | TOLEDO | L 8-2 | 33 | 2 | 6 | 11 | 2 | 0 | 1 | 3 | 2 | 6 | 0 | 12 | 0 | 0 | 2 | 0 | 0 | 0 | 12 | 285 |
| 4/11 | @ Iowa | W 9-6 | 38 | 6 | 10 | 20 | 4 | 0 | 2 | 6 | 6 | 1 | 0 | 6 | 0 | 0 | 0 | 0 | 0 | 0 | 6 | 283 |
| 4/12 | @ Iowa | W 10-6 | 38 | 10 | 12 | 29 | 5 | 0 | 4 | 9 | 10 | 3 | 0 | 9 | 1 | 1 | 0 | 0 | 0 | 0 | 5 | 286 |
| 4/13 | @ Iowa | L 14-1 | 31 | 1 | 6 | 12 | 3 | 0 | 1 | 4 | 1 | 1 | 0 | 4 | 0 | 0 | 0 | 0 | 0 | 1 | 4 | 279 |
| 4/14 | @ Iowa | W 11-8 | 38 | 11 | 11 | 14 | 3 | 0 | 0 | 3 | 10 | 7 | 0 | 7 | 5 | 1 | 2 | 0 | 1 | 0 | 10 | 280 |
| 4/18 | GWINNETT | L 4-1 | 31 | 1 | 7 | 10 | 3 | 0 | 0 | 3 | 1 | 3 | 0 | 7 | 0 | 1 | 0 | 0 | 0 | 1 | 3 | 277 |
| 4/19 | GWINNETT | L 9-3 | 31 | 2 | 6 | 14 | 2 | 0 | 2 | 4 | 2 | 7 | 0 | 10 | 2 | 0 | 0 | 0 | 0 | 1 | 5 | 272 |
| 4/20 | GWINNETT | L 9-3 | 27 | 3 | 3 | 4 | 1 | 0 | 0 | 1 | 3 | 11 | 0 | 10 | 2 | 0 | 0 | 0 | 0 | 2 | 1 | 264 |
| 4/21 | GWINNETT | L 7-3 | 35 | 3 | 9 | 13 | 1 | 0 | 1 | 2 | 3 | 4 | 0 | 8 | 1 | 0 | 0 | 0 | 0 | 1 | 9 | 264 |
| 4/22 | GWINNETT | L 5-2 | 27 | 2 | 4 | 8 | 3 | 0 | 0 | 2 | 2 | 4 | 0 | 8 | 0 | 1 | 0 | 0 | 0 | 3 | 2 | 259 |
| 4/23 | GWINNETT | W 15-5 | 31 | 5 | 12 | 15 | 3 | 0 | 0 | 2 | 5 | 4 | 0 | 7 | 6 | 1 | 0 | 0 | 0 | 0 | 2 | 248 |
| 4/25 | @ Nashville | L 8-3 | 29 | 3 | 5 | 6 | 1 | 0 | 0 | 1 | 3 | 3 | 0 | 12 | 0 | 0 | 1 | 0 | 0 | 2 | 3 | 261 |
| 4/26 | @ Nashville | L 5-0 | 30 | 0 | 4 | 5 | 1 | 0 | 0 | 1 | 0 | 2 | 0 | 7 | 3 | 0 | 0 | 0 | 0 | 2 | 5 | 255 |
| 4/27 | @ Nashville | W 2-1 | 33 | 2 | 5 | 13 | 2 | 0 | 1 | 3 | 2 | 2 | 0 | 11 | 2 | 1 | 0 | 0 | 0 | 1 | 3 | 255 |
| 4/28 | @ Nashville | L 4-3 | 37 | 3 | 5 | 5 | 0 | 0 | 1 | 5 | 0 | 8 | 0 | 9 | 2 | 1 | 0 | 0 | 0 | 1 | 3 | 251 |
| 4/29 | @ Nashville | L 5-5 (10) | 30 | 5 | 8 | 15 | 4 | 0 | 0 | 5 | 4 | 7 | 0 | 8 | 6 | 0 | 0 | 0 | 0 | 4 | 2 | 248 |
| 4/30 | @ Nashville | W 10-6 | 34 | 10 | 11 | 23 | 3 | 0 | 3 | 6 | 10 | 7 | 0 | 9 | 3 | 0 | 1 | 1 | 3 | 1 | 9 | 253 |
| 5/2 | LOUISVILLE | L 10-4 | 33 | 4 | 6 | 9 | 1 | 0 | 0 | 2 | 4 | 7 | 0 | 10 | 0 | 1 | 1 | 0 | 0 | 1 | 10 | 250 |
| 5/3 | LOUISVILLE | L 7-4 | 34 | 10 | 10 | 13 | 3 | 0 | 0 | 3 | 8 | 4 | 0 | 6 | 0 | 0 | 0 | 0 | 0 | 3 | 5 | 252 |
| 5/4 | LOUISVILLE | L 12-10 | 40 | 10 | 11 | 17 | 3 | 0 | 0 | 4 | 8 | 6 | 0 | 13 | 6 | 0 | 0 | 0 | 0 | 11 | 9 | 249 |
| 5/5 | LOUISVILLE | W 6-2 | 30 | 6 | 5 | 12 | 1 | 0 | 2 | 3 | 6 | 3 | 0 | 10 | 3 | 0 | 0 | 0 | 0 | 0 | 3 | 250 |
| 5/6 | LOUISVILLE | W 11-9 | 31 | 11 | 12 | 16 | 1 | 0 | 1 | 2 | 10 | 6 | 0 | 6 | 2 | 1 | 4 | 1 | 1 | 0 | 8 | 254 |
| 5/7 | LOUISVILLE | L 4-3 | 35 | 3 | 8 | 17 | 1 | 1 | 2 | 4 | 3 | 2 | 0 | 10 | 2 | 0 | 0 | 0 | 0 | 0 | 7 | 253 |
| 5/9 | @ Scranton/WB | L 14-2 | 31 | 2 | 4 | 8 | 1 | 1 | 1 | 2 | 1 | 0 | 0 | 8 | 3 | 0 | 0 | 0 | 0 | 1 | 2 | 250 |
| 5/10 | @ Scranton/WB | L 4-3 | 30 | 3 | 5 | 11 | 1 | 0 | 1 | 3 | 3 | 7 | 0 | 9 | 3 | 0 | 1 | 0 | 0 | 1 | 9 | 249 |
| 5/11 | @ Scranton/WB | W 4-3 (11) | 36 | 4 | 4 | 8 | 1 | 0 | 1 | 2 | 2 | 7 | 0 | 9 | 3 | 0 | 1 | 0 | 0 | 2 | 6 | 243 |
| 5/12 | @ Scranton/WB | W 3-2 | 32 | 3 | 8 | 10 | 2 | 0 | 0 | 2 | 3 | 2 | 0 | 7 | 1 | 1 | 0 | 0 | 1 | 0 | 5 | 243 |
| 5/13 | @ Scranton/WB | L 8-6 | 37 | 6 | 14 | 21 | 4 | 1 | 3 | 5 | 6 | 1 | 0 | 8 | 3 | 1 | 1 | 0 | 0 | 0 | 6 | 248 |
| 5/14 | @ Scranton/WB | L 7-4 | 33 | 6 | 7 | 20 | 2 | 1 | 3 | 6 | 2 | 0 | 0 | 13 | 2 | 1 | 0 | 0 | 0 | 0 | 6 | 247 |
| 5/16 | TOLEDO | W 6-2 | 36 | 2 | 9 | 10 | 1 | 0 | 0 | 1 | 2 | 8 | 0 | 12 | 2 | 0 | 0 | 0 | 0 | 0 | 15 | 247 |
| 5/17 | TOLEDO | W 16-8 | 41 | 16 | 18 | 34 | 7 | 0 | 3 | 10 | 15 | 5 | 0 | 9 | 3 | 0 | 2 | 0 | 0 | 1 | 8 | 253 |
| 5/18 | TOLEDO | W 9-0 | 36 | 9 | 14 | 20 | 3 | 0 | 1 | 4 | 9 | 4 | 0 | 6 | 0 | 0 | 1 | 0 | 0 | 2 | 8 | 256 |
| 5/19 | TOLEDO | W 9-1 | 32 | 9 | 12 | 18 | 4 | 1 | 0 | 5 | 8 | 8 | 0 | 7 | 5 | 0 | 1 | 0 | 0 | 1 | 9 | 259 |
| 5/20 | TOLEDO | W 7-1 | 29 | 7 | 2 | 7 | 2 | 0 | 1 | 7 | 6 | 1 | 0 | 6 | 2 | 0 | 0 | 0 | 0 | 0 | 8 | 259 |
| 5/21 | TOLEDO | W 8-4 | 35 | 8 | 12 | 28 | 2 | 1 | 4 | 7 | 7 | 6 | 0 | 6 | 2 | 0 | 0 | 0 | 0 | 1 | 9 | 257 |
| 5/23 | @ St. Paul | W 6-1 | 35 | 6 | 10 | 18 | 5 | 0 | 1 | 6 | 6 | 4 | 0 | 11 | 0 | 0 | 0 | 0 | 1 | 2 | 7 | 258 |
| 5/24 | @ St. Paul | L 6-5 | 38 | 5 | 11 | 15 | 1 | 0 | 1 | 2 | 5 | 6 | 0 | 12 | 1 | 1 | 2 | 0 | 0 | 1 | 12 | 259 |
| 5/25 | @ St. Paul | L 8-6 | 36 | 6 | 10 | 16 | 3 | 0 | 1 | 3 | 6 | 7 | 0 | 7 | 6 | 0 | 1 | 0 | 0 | 1 | 12 | 259 |
| 5/26 | @ St. Paul | L 6-4 | 32 | 6 | 9 | 12 | 1 | 0 | 0 | 1 | 3 | 8 | 0 | 7 | 7 | 0 | 1 | 0 | 0 | 2 | 8 | 259 |
| 5/27 | @ St. Paul | L 14-1 | 28 | 1 | 6 | 9 | 0 | 0 | 1 | 1 | 1 | 7 | 0 | 8 | 0 | 2 | 1 | 0 | 0 | 4 | 8 | 253 |
| 5/28 | @ St. Paul | L 10-6 | 34 | 6 | 11 | 12 | 1 | 0 | 0 | 1 | 5 | 3 | 0 | 5 | 2 | 0 | 0 | 0 | 0 | 4 | 4 | 260 |
| 5/30 | MEMPHIS | W 7-4 | 34 | 7 | 11 | 24 | 4 | 1 | 2 | 7 | 7 | 3 | 0 | 5 | 0 | 0 | 1 | 0 | 0 | 1 | 6 | 261 |
| 5/31 | MEMPHIS | W 9-4 | 37 | 4 | 9 | 9 | 0 | 0 | 0 | 0 | 3 | 4 | 0 | 10 | 3 | 0 | 1 | 0 | 0 | 1 | 8 | 261 |
| 6/1 | MEMPHIS | L 12-6 | 34 | 6 | 9 | 20 | 2 | 0 | 3 | 5 | 6 | 6 | 0 | 10 | 1 | 0 | 1 | 0 | 0 | 2 | 8 | 261 |
| 6/2 | MEMPHIS | W 10-9 (10) | 40 | 10 | 13 | 20 | 4 | 0 | 1 | 5 | 9 | 3 | 0 | 8 | 4 | 1 | 0 | 2 | 1 | 0 | 8 | 263 |
| 6/3 | MEMPHIS | L 4-2 | 31 | 2 | 6 | 7 | 1 | 0 | 0 | 1 | 6 | 0 | 0 | 11 | 0 | 0 | 0 | 0 | 0 | 1 | 8 | 261 |
| 6/4 | @ Indianapolis | L 6-5 | 37 | 5 | 12 | 13 | 1 | 0 | 0 | 1 | 4 | 6 | 0 | 8 | 2 | 0 | 0 | 0 | 0 | 4 | 2 | 253 |
| 6/6 | @ Indianapolis | W 9-7 | 32 | 4 | 8 | 13 | 2 | 0 | 0 | 4 | 2 | 8 | 0 | 5 | 2 | 0 | 1 | 0 | 0 | 1 | 5 | 263 |
| 6/7 | @ Indianapolis | W 9-7 | 33 | 9 | 10 | 16 | 3 | 0 | 1 | 4 | 9 | 10 | 0 | 7 | 5 | 0 | 1 | 0 | 0 | 2 | 10 | 263 |
| 6/8 | @ Indianapolis | W 15-7 | 36 | 15 | 12 | 18 | 3 | 0 | 1 | 4 | 15 | 11 | 0 | 11 | 4 | 0 | 0 | 0 | 3 | 0 | 8 | 264 |
| 6/9 | @ Indianapolis | W 6-2 | 39 | 6 | 12 | 19 | 3 | 0 | 1 | 4 | 6 | 0 | 0 | 8 | 2 | 0 | 1 | 0 | 0 | 1 | 7 | 266 |
| 6/10 | @ Indianapolis | W 8-5 | 37 | 8 | 12 | 14 | 3 | 0 | 0 | 4 | 8 | 10 | 0 | 10 | 3 | 0 | 0 | 0 | 0 | 0 | 13 | 266 |
| 6/13 | COLUMBUS | W 6-5 | 29 | 6 | 12 | 14 | 1 | 0 | 2 | 3 | 6 | 4 | 0 | 10 | 2 | 0 | 1 | 0 | 0 | 1 | 4 | 266 |
| 6/14 | COLUMBUS | W 6-1 | 26 | 6 | 5 | 16 | 2 | 0 | 3 | 5 | 6 | 6 | 0 | 7 | 2 | 0 | 1 | 1 | 1 | 0 | 5 | 265 |
| 6/15 | COLUMBUS | W 4-2 | 29 | 4 | 6 | 18 | 5 | 0 | 1 | 0 | 4 | 3 | 0 | 8 | 2 | 0 | 1 | 0 | 0 | 1 | 5 | 265 |
| 6/16 | COLUMBUS | W 4-1 | 30 | 4 | 10 | 18 | 5 | 0 | 1 | 6 | 4 | 3 | 0 | 7 | 0 | 0 | 1 | 0 | 0 | 1 | 5 | 266 |
| 6/17 | COLUMBUS | W 13-4 | 37 | 13 | 15 | 23 | 2 | 0 | 2 | 4 | 13 | 9 | 0 | 10 | 0 | 0 | 0 | 0 | 0 | 1 | 10 | 266 |
| 6/18 | COLUMBUS | W 6-4 | 34 | 6 | 13 | 23 | 4 | 0 | 2 | 6 | 6 | 1 | 0 | 7 | 1 | 0 | 2 | 0 | 0 | 1 | 7 | 270 |
| 6/20 | @ Rochester | L 5-4 | 31 | 4 | 7 | 8 | 1 | 0 | 0 | 1 | 4 | 7 | 0 | 10 | 0 | 2 | 0 | 0 | 1 | 1 | 8 | 269 |
| 6/21 | @ Rochester | W 7-3 | 35 | 7 | 10 | 13 | 3 | 0 | 0 | 3 | 7 | 6 | 0 | 8 | 0 | 0 | 0 | 0 | 0 | 2 | 7 | 269 |
| 6/22 | @ Rochester | W 8-4 | 37 | 8 | 11 | 16 | 2 | 0 | 1 | 3 | 7 | 3 | 0 | 12 | 2 | 0 | 1 | 0 | 0 | 1 | 6 | 270 |
| 6/23 | @ Rochester | W 4-2 | 33 | 4 | 7 | 12 | 2 | 0 | 1 | 3 | 3 | 2 | 0 | 8 | 0 | 0 | 1 | 1 | 0 | 0 | 6 | 269 |
| 6/24 | @ Rochester | L 3-2 | 30 | 2 | 5 | 11 | 1 | 1 | 1 | 3 | 2 | 6 | 0 | 11 | 1 | 0 | 0 | 1 | 0 | 1 | 8 | 268 |
| 6/25 | @ Rochester | W 7-3 | 33 | 7 | 5 | 10 | 1 | 0 | 0 | 1 | 2 | 7 | 0 | 10 | 1 | 1 | 0 | 0 | 2 | 1 | 5 | 268 |
| 6/28 | IOWA | W 6-2 | 30 | 2 | 5 | 9 | 0 | 0 | 0 | 1 | 2 | 3 | 0 | 9 | 1 | 0 | 0 | 1 | 0 | 1 | 1 | 267 |
| 6/29 | IOWA | W 8-3 | 34 | 8 | 12 | 28 | 5 | 1 | 3 | 9 | 8 | 7 | 0 | 11 | 2 | 0 | 0 | 0 | 0 | 0 | 11 | 268 |
| 6/30 | IOWA | L 6-5 | 37 | 5 | 9 | 12 | 3 | 0 | 0 | 3 | 3 | 4 | 0 | 12 | 1 | 0 | 1 | 0 | 0 | 1 | 10 | 267 |
| 7/2 [61] | IOWA | W 11-1 (7) | 31 | 11 | 16 | 27 | 5 | 0 | 2 | 7 | 11 | 3 | 0 | 7 | 0 | 0 | 1 | 0 | 0 | 2 | 6 | 270 |
| 7/2 [62] | IOWA | L 6-2 (7) | 26 | 2 | 6 | 11 | 2 | 0 | 1 | 3 | 1 | 0 | 0 | 7 | 1 | 1 | 0 | 0 | 0 | 0 | 3 | 270 |
| 7/3 | IOWA | L 7-6 | 32 | 6 | 5 | 9 | 1 | 0 | 0 | 1 | 5 | 6 | 0 | | | | | | | | | |

HITTING

| SERIES | OPPONENT | DATES | AVG | G | AB | R | H | TB | 2B | 3B | HR | RBI | BB | IBB | SO | SB | CS | OBP | SLG | OPS | PA | SAC | SF | HBP | GIDP |
|-----------|----------------|-------------|------|---|-----|----|----|-----|----|----|----|-----|----|-----|----|----|----|------|------|------|-----|-----|----|-----|------|
| SERIES 1 | @ Indianapolis | 3/31 - 4/2 | .331 | 3 | 121 | 28 | 40 | 62 | 5 | 1 | 5 | 28 | 19 | 0 | 27 | 10 | 0 | .420 | .512 | .932 | 143 | 0 | 2 | 1 | 0 |
| SERIES 2 | TOLEDO | 4/4 - 4/9 | .258 | 6 | 198 | 37 | 51 | 100 | 9 | 2 | 12 | 34 | 28 | 0 | 61 | 5 | 2 | .355 | .505 | .860 | 231 | 0 | 2 | 3 | 7 |
| SERIES 3 | @ Iowa | 4/11 - 4/16 | .269 | 4 | 145 | 28 | 39 | 75 | 15 | 0 | 7 | 27 | 12 | 0 | 26 | 6 | 2 | .335 | .517 | .852 | 161 | 0 | 1 | 3 | 1 |
| SERIES 4 | GWINNETT | 4/18 - 4/23 | .225 | 6 | 182 | 16 | 41 | 64 | 11 | 0 | 4 | 16 | 29 | 0 | 50 | 11 | 3 | .330 | .352 | .682 | 215 | 0 | 3 | 1 | 7 |
| SERIES 5 | @ Nashville | 4/25 - 4/30 | .212 | 6 | 193 | 23 | 41 | 67 | 11 | 0 | 5 | 21 | 20 | 0 | 52 | 11 | 1 | .292 | .347 | .639 | 220 | 1 | 3 | 3 | 9 |
| SERIES 6 | LOUISVILLE | 5/2 - 5/7 | .256 | 6 | 203 | 38 | 52 | 84 | 10 | 2 | 6 | 35 | 24 | 0 | 48 | 13 | 2 | .349 | .414 | .763 | 236 | 1 | 2 | 6 | 4 |
| SERIES 7 | @ Scranton/WB | 5/9 - 5/14 | .211 | 6 | 199 | 24 | 42 | 78 | 11 | 2 | 7 | 20 | 20 | 0 | 50 | 12 | 4 | .290 | .392 | .682 | 224 | 0 | 2 | 3 | 3 |
| SERIES 8 | TOLEDO | 5/16 - 5/21 | .321 | 6 | 209 | 45 | 67 | 112 | 17 | 2 | 8 | 42 | 38 | 0 | 56 | 14 | 1 | .433 | .536 | .969 | 252 | 0 | 1 | 4 | 5 |
| SERIES 9 | @ St. Paul | 5/23 - 5/28 | .276 | 6 | 203 | 30 | 56 | 79 | 11 | 0 | 4 | 26 | 35 | 0 | 49 | 16 | 4 | .391 | .389 | .780 | 243 | 0 | 1 | 4 | 14 |
| SERIES 10 | MEMPHIS | 5/30 - 6/4 | .286 | 6 | 213 | 34 | 61 | 93 | 12 | 1 | 6 | 28 | 24 | 0 | 52 | 10 | 3 | .365 | .437 | .802 | 243 | 2 | 1 | 3 | 7 |
| SERIES 11 | @ Indianapolis | 6/6 - 6/11 | .311 | 5 | 177 | 43 | 55 | 84 | 14 | 0 | 5 | 42 | 33 | 1 | 39 | 21 | 1 | .414 | .475 | .889 | 221 | 1 | 7 | 3 | 3 |
| SERIES 12 | COLUMBUS | 6/13 - 6/18 | .303 | 6 | 185 | 39 | 56 | 102 | 14 | 1 | 10 | 39 | 26 | 0 | 49 | 7 | 1 | .397 | .551 | .948 | 220 | 1 | 3 | 5 | 4 |
| SERIES 13 | @ Rochester | 6/20 - 6/25 | .246 | 6 | 199 | 32 | 49 | 70 | 10 | 1 | 3 | 28 | 31 | 0 | 59 | 6 | 3 | .349 | .352 | .701 | 237 | 2 | 3 | 2 | 6 |
| SERIES 14 | IOWA | 6/28 - 7/3 | .279 | 6 | 190 | 34 | 53 | 93 | 17 | 1 | 7 | 30 | 23 | 1 | 57 | 5 | 2 | .364 | .489 | .853 | 218 | 1 | 1 | 3 | 4 |
| SERIES 15 | @ Gwinnett | 7/4 - 7/9 | .250 | 5 | 168 | 22 | 42 | 73 | 12 | 2 | 5 | 21 | 20 | 0 | 44 | 10 | 3 | .325 | .435 | .760 | 191 | 0 | 3 | 0 | 3 |
| SERIES 16 | INDIANAPOLIS | 7/14 - 7/16 | .280 | 3 | 107 | 17 | 30 | 56 | 2 | 0 | 8 | 16 | 12 | 0 | 24 | 1 | 0 | .364 | .523 | .887 | 121 | 0 | 0 | 2 | 1 |
| SERIES 17 | ST. PAUL | 7/18 - 7/23 | .254 | 6 | 193 | 26 | 49 | 75 | 12 | 4 | 2 | 25 | 23 | 2 | 39 | 7 | 1 | .336 | .389 | .725 | 220 | 0 | 2 | 2 | 3 |
| SERIES 18 | @ Columbus | 7/25 - 7/30 | .230 | 6 | 200 | 29 | 46 | 84 | 8 | 0 | 10 | 27 | 38 | 0 | 43 | 3 | 4 | .357 | .420 | .777 | 244 | 0 | 3 | 3 | 2 |
| SERIES 19 | @ Louisville | 8/1 - 8/6 | | | | | | | | | | | | | | | | | | | | | | | |
| SERIES 20 | IOWA | 8/8 - 8/13 | | | | | | | | | | | | | | | | | | | | | | | |
| SERIES 21 | @ Toledo | 8/15 - 8/20 | | | | | | | | | | | | | | | | | | | | | | | |
| SERIES 22 | ST. PAUL | 8/22 - 8/27 | | | | | | | | | | | | | | | | | | | | | | | |
| SERIES 23 | LOUISVILLE | 8/29 - 9/3 | | | | | | | | | | | | | | | | | | | | | | | |
| SERIES 24 | @ Iowa | 9/5 - 9/10 | | | | | | | | | | | | | | | | | | | | | | | |
| SERIES 25 | INDIANAPOLIS | 9/12 - 9/17 | | | | | | | | | | | | | | | | | | | | | | | |
| SERIES 26 | @ Columbus | 9/19 - 9/24 | | | | | | | | | | | | | | | | | | | | | | | |

PITCHING

| SERIES | OPPONENT | DATES | W | L | ERA | G | GS | CG | SHO | GF | HLD | SV | SVO | IP | H | R | ER | HR | HB | BB | IBB | SO | AVG | WP | BK | GIDP |
|-----------|----------------|-------------|---|---|------|---|----|----|-----|----|-----|----|-----|------|----|----|----|----|----|----|-----|----|------|----|----|------|
| SERIES 1 | @ Indianapolis | 3/31 - 4/2 | 3 | 0 | 3.33 | 3 | 3 | 0 | 0 | 3 | 0 | 1 | 1 | 27.0 | 27 | 10 | 10 | 2 | 3 | 9 | 0 | 25 | .273 | 0 | 1 | 9 |
| SERIES 2 | TOLEDO | 4/4 - 4/9 | 2 | 4 | 6.67 | 6 | 6 | 0 | 0 | 6 | 0 | 0 | 1 | 54.0 | 69 | 44 | 40 | 11 | 4 | 30 | 0 | 56 | .303 | 2 | 1 | 6 |
| SERIES 3 | @ Iowa | 4/11 - 4/16 | 2 | 2 | 9.00 | 4 | 4 | 0 | 0 | 4 | 2 | 1 | 1 | 34.0 | 41 | 37 | 34 | 8 | 6 | 17 | 1 | 42 | .289 | 1 | 0 | 1 |
| SERIES 4 | GWINNETT | 4/18 - 4/23 | 1 | 5 | 4.50 | 6 | 6 | 0 | 0 | 6 | 3 | 1 | 1 | 54.0 | 55 | 34 | 27 | 5 | 2 | 24 | 0 | 39 | .268 | 10 | 1 | 6 |
| SERIES 5 | @ Nashville | 4/25 - 4/30 | 2 | 4 | 4.85 | 6 | 6 | 0 | 0 | 6 | 6 | 1 | 4 | 52.0 | 57 | 30 | 28 | 5 | 3 | 26 | 0 | 43 | .284 | 3 | 0 | 4 |
| SERIES 6 | LOUISVILLE | 5/2 - 5/7 | 2 | 4 | 6.83 | 6 | 6 | 0 | 0 | 6 | 3 | 2 | 3 | 54.0 | 64 | 44 | 41 | 14 | 2 | 26 | 0 | 53 | .298 | 4 | 1 | 2 |
| SERIES 7 | @ Scranton/WB | 5/9 - 5/14 | 3 | 3 | 5.57 | 6 | 6 | 0 | 0 | 6 | 7 | 2 | 5 | 53.1 | 53 | 34 | 33 | 10 | 5 | 36 | 2 | 58 | .272 | 3 | 0 | 9 |
| SERIES 8 | TOLEDO | 5/16 - 5/21 | 4 | 2 | 3.83 | 6 | 6 | 0 | 1 | 6 | 3 | 0 | 0 | 54.0 | 55 | 26 | 23 | 8 | 5 | 22 | 0 | 55 | .266 | 5 | 0 | 7 |
| SERIES 9 | @ St. Paul | 5/23 - 5/28 | 2 | 4 | 5.94 | 6 | 6 | 0 | 0 | 6 | 1 | 1 | 3 | 50.0 | 58 | 43 | 33 | 6 | 3 | 29 | 0 | 51 | .286 | 0 | 0 | 2 |
| SERIES 10 | MEMPHIS | 5/30 - 6/4 | 2 | 4 | 6.71 | 6 | 6 | 0 | 0 | 6 | 4 | 1 | 3 | 55.0 | 55 | 46 | 41 | 13 | 0 | 39 | 0 | 56 | .255 | 4 | 0 | 6 |
| SERIES 11 | @ Indianapolis | 6/6 - 6/11 | 5 | 0 | 4.60 | 5 | 5 | 0 | 0 | 5 | 2 | 2 | 2 | 45.0 | 44 | 23 | 23 | 3 | 1 | 29 | 0 | 55 | .254 | 1 | 0 | 4 |
| SERIES 12 | COLUMBUS | 6/13 - 6/18 | 6 | 0 | 2.83 | 6 | 6 | 0 | 0 | 6 | 6 | 3 | 4 | 54.0 | 41 | 17 | 17 | 5 | 3 | 25 | 0 | 47 | .209 | 4 | 0 | 5 |
| SERIES 13 | @ Rochester | 6/20 - 6/25 | 4 | 2 | 3.10 | 6 | 6 | 0 | 0 | 6 | 7 | 1 | 2 | 52.1 | 46 | 20 | 18 | 7 | 3 | 26 | 1 | 51 | .234 | 4 | 1 | 2 |
| SERIES 14 | IOWA | 6/28 - 7/3 | 2 | 4 | 5.58 | 6 | 6 | 0 | 0 | 6 | 1 | 0 | 1 | 50.0 | 41 | 32 | 31 | 10 | 0 | 31 | 0 | 58 | .225 | 1 | 0 | 5 |
| SERIES 15 | @ Gwinnett | 7/4 - 7/9 | 1 | 4 | 5.14 | 5 | 5 | 0 | 0 | 5 | 1 | 1 | 4 | 42.0 | 35 | 29 | 24 | 5 | 3 | 27 | 1 | 41 | .227 | 1 | 0 | 3 |
| SERIES 16 | INDIANAPOLIS | 7/14 - 7/16 | 1 | 2 | 9.00 | 3 | 3 | 0 | 0 | 3 | 0 | 0 | 0 | 27.0 | 36 | 27 | 27 | 8 | 1 | 22 | 1 | 30 | .330 | 2 | 0 | 3 |
| SERIES 17 | ST. PAUL | 7/18 - 7/23 | 4 | 2 | 4.17 | 6 | 6 | 0 | 1 | 6 | 0 | 1 | 1 | 54.0 | 41 | 25 | 25 | 6 | 8 | 26 | 0 | 49 | .210 | 5 | 1 | 2 |
| SERIES 18 | @ Columbus | 7/25 - 7/30 | 4 | 2 | 5.19 | 6 | 6 | 0 | 0 | 6 | 4 | 3 | 3 | 52.0 | 47 | 31 | 30 | 9 | 0 | 27 | 0 | 53 | .239 | 3 | 0 | 4 |
| SERIES 19 | @ Louisville | 8/1 - 8/6 | | | | | | | | | | | | | | | | | | | | | | | | |
| SERIES 20 | IOWA | 8/8 - 8/13 | | | | | | | | | | | | | | | | | | | | | | | | |
| SERIES 21 | @ Toledo | 8/15 - 8/20 | | | | | | | | | | | | | | | | | | | | | | | | |
| SERIES 22 | ST. PAUL | 8/22 - 8/27 | | | | | | | | | | | | | | | | | | | | | | | | |
| SERIES 23 | LOUISVILLE | 8/29 - 9/3 | | | | | | | | | | | | | | | | | | | | | | | | |
| SERIES 24 | @ Iowa | 9/5 - 9/10 | | | | | | | | | | | | | | | | | | | | | | | | |
| SERIES 25 | INDIANAPOLIS | 9/12 - 9/17 | | | | | | | | | | | | | | | | | | | | | | | | |
| SERIES 26 | @ Columbus | 9/19 - 9/24 | | | | | | | | | | | | | | | | | | | | | | | | |

 SERIES WINS: 7 (3 at Home, 4 on Road)

 SERIES LOSSES: 9 (6 at Home, 3 on Road)

 SERIES SPLITS: 2 (2 on Road)

STARTING PITCHERS

| SERIES | OPPONENT | DATES | W | L | ERA | G | CG | SHO | IP | H | R | ER | 2B | 3B | HR | TB | BB | IBB | SO | WHIP | AVG | HBP | WP | BK | GDP | K/BB | NP | NS | TBF |
|-----------|----------------|-------------|---|---|-------|---|----|-----|------|----|----|----|----|----|----|----|----|-----|----|------|------|-----|----|----|-----|------|-----|-----|-----|
| SERIES 1 | @ Indianapolis | 3/31 - 4/2 | 0 | 0 | 6.55 | 3 | 0 | 0 | 11.0 | 13 | 8 | 8 | 2 | 1 | 2 | 23 | 4 | 0 | 13 | 1.55 | .295 | 2 | 0 | 0 | 2 | 3.25 | 187 | 118 | 50 |
| SERIES 2 | TOLEDO | 4/4 - 4/9 | 1 | 3 | 4.97 | 6 | 0 | 0 | 25.1 | 31 | 16 | 14 | 7 | 1 | 4 | 52 | 12 | 0 | 22 | 1.70 | .290 | 0 | 1 | 0 | 3 | 1.83 | 484 | 299 | 120 |
| SERIES 3 | @ Iowa | 4/11 - 4/16 | 0 | 2 | 17.51 | 4 | 0 | 0 | 12.1 | 20 | 24 | 24 | 6 | 0 | 7 | 47 | 10 | 0 | 16 | 2.43 | .357 | 1 | 0 | 0 | 1 | 1.60 | 280 | 170 | 68 |
| SERIES 4 | GWINNETT | 4/18 - 4/23 | 1 | 2 | 3.55 | 6 | 0 | 0 | 33.0 | 29 | 17 | 13 | 6 | 2 | 2 | 45 | 14 | 0 | 21 | 1.30 | .246 | 0 | 3 | 0 | 5 | 1.50 | 514 | 321 | 137 |
| SERIES 5 | @ Nashville | 4/25 - 4/30 | 1 | 2 | 5.23 | 6 | 0 | 0 | 31.0 | 32 | 18 | 18 | 8 | 1 | 4 | 54 | 11 | 0 | 20 | 1.39 | .274 | 1 | 1 | 0 | 2 | 1.82 | 534 | 348 | 132 |
| SERIES 6 | LOUISVILLE | 5/2 - 5/7 | 1 | 3 | 8.13 | 6 | 0 | 0 | 27.2 | 37 | 25 | 25 | 5 | 1 | 10 | 74 | 9 | 0 | 21 | 1.66 | .325 | 1 | 0 | 0 | 1 | 2.33 | 478 | 308 | 125 |
| SERIES 7 | @ Scranton/WB | 5/9 - 5/14 | 1 | 1 | 5.92 | 6 | 0 | 0 | 24.1 | 28 | 16 | 16 | 8 | 0 | 5 | 51 | 15 | 0 | 24 | 1.77 | .298 | 2 | 0 | 0 | 2 | 1.60 | 458 | 279 | 111 |
| SERIES 8 | TOLEDO | 5/16 - 5/21 | 1 | 1 | 5.26 | 6 | 0 | 0 | 25.2 | 32 | 15 | 15 | 9 | 0 | 6 | 59 | 12 | 0 | 20 | 1.71 | .311 | 1 | 2 | 0 | 4 | 1.67 | 456 | 271 | 116 |
| SERIES 9 | @ St. Paul | 5/23 - 5/28 | 2 | 1 | 3.33 | 6 | 0 | 0 | 27.0 | 26 | 10 | 10 | 5 | 0 | 0 | 31 | 10 | 0 | 21 | 1.33 | .255 | 0 | 0 | 0 | 2 | 2.10 | 432 | 278 | 112 |
| SERIES 10 | MEMPHIS | 5/30 - 6/4 | 1 | 2 | 6.00 | 6 | 0 | 0 | 30.0 | 33 | 23 | 20 | 6 | 1 | 10 | 71 | 14 | 0 | 29 | 1.57 | .277 | 0 | 2 | 0 | 3 | 2.07 | 555 | 336 | 135 |
| SERIES 11 | @ Indianapolis | 6/6 - 6/11 | 3 | 0 | 5.25 | 5 | 0 | 0 | 24.0 | 24 | 14 | 14 | 5 | 2 | 3 | 42 | 13 | 0 | 27 | 1.54 | .258 | 1 | 0 | 0 | 2 | 2.08 | 419 | 253 | 107 |
| SERIES 12 | COLUMBUS | 6/13 - 6/18 | 4 | 0 | 2.35 | 6 | 0 | 0 | 30.2 | 23 | 8 | 8 | 2 | 0 | 5 | 40 | 13 | 0 | 16 | 1.17 | .211 | 2 | 1 | 0 | 5 | 1.23 | 463 | 288 | 125 |
| SERIES 13 | @ Rochester | 6/20 - 6/25 | 3 | 0 | 2.79 | 6 | 0 | 0 | 29.0 | 29 | 11 | 9 | 6 | 0 | 5 | 50 | 7 | 0 | 25 | 1.24 | .261 | 1 | 1 | 1 | 2 | 3.57 | 491 | 324 | 123 |
| SERIES 14 | IOWA | 6/28 - 7/3 | 0 | 2 | 5.54 | 6 | 0 | 0 | 26.0 | 24 | 16 | 16 | 5 | 1 | 6 | 49 | 12 | 0 | 28 | 1.38 | .250 | 0 | 0 | 0 | 3 | 2.33 | 425 | 263 | 108 |
| SERIES 15 | @ Gwinnett | 7/4 - 7/9 | 1 | 0 | 0.86 | 5 | 0 | 0 | 21.0 | 15 | 2 | 2 | 3 | 0 | 0 | 18 | 6 | 0 | 24 | 1.00 | .203 | 0 | 0 | 0 | 2 | 4.00 | 323 | 204 | 81 |
| SERIES 16 | INDIANAPOLIS | 7/14 - 7/16 | 0 | 1 | 11.05 | 3 | 0 | 0 | 7.1 | 11 | 9 | 9 | 4 | 0 | 3 | 24 | 7 | 0 | 4 | 2.45 | .367 | 1 | 0 | 0 | 2 | 0.57 | 154 | 89 | 38 |
| SERIES 17 | ST. PAUL | 7/18 - 7/23 | 0 | 1 | 3.95 | 6 | 0 | 0 | 27.1 | 26 | 12 | 12 | 7 | 0 | 2 | 39 | 11 | 0 | 26 | 1.35 | .245 | 2 | 2 | 0 | 1 | 2.36 | 495 | 314 | 119 |
| SERIES 18 | @ Columbus | 7/25 - 7/30 | 3 | 2 | 4.26 | 6 | 0 | 0 | 31.2 | 25 | 15 | 15 | 2 | 0 | 7 | 48 | 12 | 0 | 24 | 1.17 | .214 | 0 | 0 | 0 | 2 | 2.00 | 512 | 325 | 130 |
| SERIES 19 | @ Louisville | 8/1 - 8/6 | | | | | | | | | | | | | | | | | | | | | | | | | | | |
| SERIES 20 | IOWA | 8/8 - 8/13 | | | | | | | | | | | | | | | | | | | | | | | | | | | |
| SERIES 21 | @ Toledo | 8/15 - 8/20 | | | | | | | | | | | | | | | | | | | | | | | | | | | |
| SERIES 22 | ST. PAUL | 8/22 - 8/27 | | | | | | | | | | | | | | | | | | | | | | | | | | | |
| SERIES 23 | LOUISVILLE | 8/29 - 9/3 | | | | | | | | | | | | | | | | | | | | | | | | | | | |
| SERIES 24 | @ Iowa | 9/5 - 9/10 | | | | | | | | | | | | | | | | | | | | | | | | | | | |
| SERIES 25 | INDIANAPOLIS | 9/12 - 9/17 | | | | | | | | | | | | | | | | | | | | | | | | | | | |
| SERIES 26 | @ Columbus | 9/19 - 9/24 | | | | | | | | | | | | | | | | | | | | | | | | | | | |

RELIEVERS

| SERIES | OPPONENT | DATES | W | L | ERA | G | HLD | SV | SVO | IP | H | R | ER | 2B | 3B | HR | TB | BB | IBB | SO | WHIP | AVG | HBP | WP | BK | GDP | K/BB | NP | NS | TBF | IR | IRS |
|-----------|----------------|-------------|---|---|------|---|-----|----|-----|------|----|----|----|----|----|----|----|----|-----|----|------|------|-----|----|----|-----|------|-----|-----|-----|----|-----|
| SERIES 1 | @ Indianapolis | 3/31 - 4/2 | 3 | 0 | 1.13 | 3 | 0 | 1 | 1 | 16.0 | 14 | 2 | 2 | 4 | 0 | 0 | 18 | 5 | 0 | 12 | 1.19 | .255 | 1 | 0 | 1 | 7 | 2.40 | 218 | 132 | 61 | 1 | 1 |
| SERIES 2 | TOLEDO | 4/4 - 4/9 | 1 | 1 | 8.16 | 6 | 0 | 0 | 1 | 28.2 | 38 | 28 | 26 | 9 | 1 | 7 | 70 | 18 | 0 | 34 | 1.95 | .314 | 4 | 1 | 1 | 3 | 1.89 | 579 | 345 | 143 | 7 | 5 |
| SERIES 3 | @ Iowa | 4/11 - 4/16 | 2 | 0 | 4.15 | 4 | 2 | 1 | 1 | 21.2 | 21 | 13 | 10 | 8 | 1 | 1 | 34 | 7 | 1 | 26 | 1.29 | .244 | 5 | 1 | 0 | 0 | 3.71 | 374 | 229 | 99 | 4 | 4 |
| SERIES 4 | GWINNETT | 4/18 - 4/23 | 0 | 3 | 6.00 | 6 | 3 | 1 | 1 | 21.0 | 26 | 17 | 14 | 5 | 0 | 3 | 40 | 10 | 0 | 18 | 1.71 | .299 | 2 | 7 | 1 | 1 | 1.80 | 379 | 235 | 102 | 5 | 4 |
| SERIES 5 | @ Nashville | 4/25 - 4/30 | 1 | 2 | 4.29 | 6 | 6 | 1 | 4 | 21.0 | 25 | 12 | 10 | 2 | 0 | 1 | 30 | 15 | 0 | 23 | 1.90 | .298 | 2 | 2 | 0 | 2 | 1.53 | 414 | 237 | 103 | 14 | 3 |
| SERIES 6 | LOUISVILLE | 5/2 - 5/7 | 1 | 1 | 5.47 | 6 | 3 | 2 | 3 | 26.1 | 27 | 19 | 16 | 4 | 0 | 4 | 43 | 17 | 0 | 32 | 1.67 | .267 | 1 | 4 | 1 | 1 | 1.88 | 489 | 293 | 121 | 9 | 5 |
| SERIES 7 | @ Scranton/WB | 5/9 - 5/14 | 2 | 2 | 5.28 | 6 | 7 | 2 | 5 | 29.0 | 25 | 18 | 17 | 2 | 0 | 5 | 42 | 21 | 2 | 34 | 1.59 | .248 | 3 | 3 | 0 | 7 | 1.62 | 538 | 318 | 126 | 12 | 3 |
| SERIES 8 | TOLEDO | 5/16 - 5/21 | 3 | 1 | 2.54 | 6 | 3 | 0 | 0 | 28.1 | 23 | 11 | 8 | 5 | 0 | 2 | 34 | 10 | 0 | 35 | 1.16 | .221 | 4 | 3 | 0 | 3 | 3.50 | 503 | 303 | 119 | 10 | 3 |
| SERIES 9 | @ St. Paul | 5/23 - 5/28 | 0 | 3 | 9.00 | 6 | 1 | 1 | 3 | 23.0 | 32 | 33 | 23 | 5 | 2 | 6 | 59 | 19 | 0 | 30 | 2.22 | .317 | 3 | 0 | 0 | 0 | 1.58 | 498 | 285 | 124 | 8 | 5 |
| SERIES 10 | MEMPHIS | 5/30 - 6/4 | 1 | 2 | 7.56 | 6 | 4 | 1 | 3 | 25.0 | 22 | 23 | 21 | 3 | 0 | 3 | 34 | 25 | 0 | 27 | 1.88 | .227 | 0 | 2 | 0 | 3 | 1.08 | 528 | 308 | 123 | 18 | 9 |
| SERIES 11 | @ Indianapolis | 6/6 - 6/11 | 2 | 0 | 3.86 | 5 | 2 | 2 | 2 | 21.0 | 20 | 9 | 9 | 3 | 0 | 0 | 23 | 16 | 0 | 28 | 1.71 | .250 | 0 | 1 | 0 | 2 | 1.75 | 388 | 237 | 98 | 14 | 2 |
| SERIES 12 | COLUMBUS | 6/13 - 6/18 | 2 | 0 | 3.47 | 6 | 6 | 3 | 4 | 23.1 | 18 | 9 | 9 | 4 | 1 | 0 | 24 | 12 | 0 | 31 | 1.29 | .207 | 1 | 3 | 0 | 0 | 2.58 | 385 | 252 | 101 | 9 | 3 |
| SERIES 13 | @ Rochester | 6/20 - 6/25 | 1 | 2 | 3.47 | 6 | 7 | 1 | 2 | 23.1 | 17 | 9 | 9 | 4 | 1 | 2 | 29 | 19 | 1 | 26 | 1.54 | .198 | 2 | 3 | 0 | 0 | 1.37 | 429 | 255 | 108 | 5 | 0 |
| SERIES 14 | IOWA | 6/28 - 7/3 | 2 | 2 | 5.63 | 6 | 1 | 0 | 1 | 24.0 | 17 | 16 | 15 | 2 | 0 | 4 | 31 | 19 | 0 | 30 | 1.50 | .198 | 0 | 1 | 0 | 2 | 1.58 | 434 | 247 | 107 | 12 | 2 |
| SERIES 15 | @ Gwinnett | 7/4 - 7/9 | 0 | 4 | 9.43 | 5 | 1 | 1 | 4 | 21.0 | 20 | 27 | 22 | 4 | 0 | 5 | 39 | 21 | 1 | 17 | 1.95 | .250 | 3 | 1 | 0 | 1 | 0.81 | 410 | 227 | 105 | 12 | 7 |
| SERIES 16 | INDIANAPOLIS | 7/14 - 7/16 | 1 | 1 | 8.24 | 3 | 0 | 0 | 0 | 19.2 | 25 | 18 | 18 | 6 | 0 | 5 | 46 | 15 | 1 | 26 | 2.03 | .316 | 0 | 2 | 0 | 1 | 1.73 | 388 | 235 | 96 | 4 | 1 |
| SERIES 17 | ST. PAUL | 7/18 - 7/23 | 4 | 1 | 4.39 | 6 | 0 | 1 | 1 | 26.2 | 15 | 13 | 13 | 2 | 0 | 4 | 29 | 15 | 0 | 23 | 1.13 | .169 | 6 | 3 | 1 | 1 | 1.53 | 433 | 256 | 112 | 15 | 7 |
| SERIES 18 | @ Columbus | 7/25 - 7/30 | 1 | 0 | 6.64 | 6 | 4 | 3 | 3 | 20.1 | 22 | 16 | 15 | 3 | 1 | 2 | 33 | 15 | 0 | 29 | 1.82 | .275 | 0 | 3 | 0 | 2 | 1.93 | 421 | 248 | 96 | 11 | 4 |
| SERIES 19 | @ Louisville | 8/1 - 8/6 | | | | | | | | | | | | | | | | | | | | | | | | | | | | | | |
| SERIES 20 | IOWA | 8/8 - 8/13 | | | | | | | | | | | | | | | | | | | | | | | | | | | | | | |
| SERIES 21 | @ Toledo | 8/15 - 8/20 | | | | | | | | | | | | | | | | | | | | | | | | | | | | | | |
| SERIES 22 | ST. PAUL | 8/22 - 8/27 | | | | | | | | | | | | | | | | | | | | | | | | | | | | | | |
| SERIES 23 | LOUISVILLE | 8/29 - 9/3 | | | | | | | | | | | | | | | | | | | | | | | | | | | | | | |
| SERIES 24 | @ Iowa | 9/5 - 9/10 | | | | | | | | | | | | | | | | | | | | | | | | | | | | | | |
| SERIES 25 | INDIANAPOLIS | 9/12 - 9/17 | | | | | | | | | | | | | | | | | | | | | | | | | | | | | | |
| SERIES 26 | @ Columbus | 9/19 - 9/24 | | | | | | | | | | | | | | | | | | | | | | | | | | | | | | |

2023 STORM CHASER QUALITY STARTS (16)

| STARTER (# IN 2023) | GAME | DEC | IP | H | R | ER | HR | HB | BB | IBB | SO | WP | BK | GIDP | TBF | % K/BF | NP-S | S% | FPS | FPS% | P/IP | CATCHER | |
|---------------------|-----------------------|--------------------|----|-----|---|----|----|----|----|-----|----|----|----|------|-----|--------|-------|----------|--------|------|--------|---------|---------|
| 1. | Jonathan Heasley (1) | 4/7 vs. Toledo | W | 6.0 | 6 | 2 | 2 | 1 | 0 | 2 | 0 | 5 | 0 | 0 | 0 | 26 | 19.2% | 92 - 61 | 66.30% | 19 | 73.08% | 15.33 | Fermin |
| 2. | Mike Mayers (1) | 4/18 vs. Gwinnett | – | 6.0 | 3 | 1 | 1 | 0 | 0 | 2 | 0 | 2 | 0 | 0 | 0 | 23 | 8.7% | 82 - 54 | 65.85% | 13 | 56.52% | 13.67 | Fermin |
| 3. | Jonathan Heasley (2) | 4/19 vs. Gwinnett | L | 7.0 | 7 | 3 | 3 | 1 | 0 | 0 | 0 | 7 | 0 | 0 | 1 | 26 | 26.9% | 95 - 60 | 63.16% | 15 | 57.69% | 13.57 | Porter |
| 4. | Austin Cox (1) | 4/27 @ Nashville | W | 6.0 | 4 | 0 | 0 | 0 | 0 | 3 | 0 | 5 | 0 | 0 | 1 | 22 | 22.7% | 101 - 62 | 61.39% | 12 | 54.55% | 16.83 | Reetz |
| 5. | Drew Parrish (1) | 4/28 @ Nashville | – | 6.0 | 1 | 0 | 0 | 0 | 0 | 2 | 0 | 5 | 0 | 0 | 1 | 20 | 25.0% | 90 - 56 | 62.22% | 6 | 30.00% | 15.00 | Porter |
| 6. | Mike Mayers (2) | 5/5 vs. Louisville | W | 6.0 | 4 | 1 | 1 | 1 | 0 | 1 | 0 | 5 | 0 | 0 | 0 | 22 | 22.7% | 79 - 55 | 69.62% | 14 | 63.64% | 13.17 | Reetz |
| 7. | Daniel Lynch (1) | 5/23 @ St. Paul | W | 6.0 | 3 | 0 | 0 | 0 | 0 | 0 | 0 | 5 | 0 | 0 | 0 | 21 | 23.8% | 61 - 47 | 77.05% | 14 | 66.67% | 10.17 | Porter |
| 8. | Max Castillo (1) | 5/28 @ St. Paul | – | 6.0 | 4 | 1 | 1 | 0 | 0 | 0 | 0 | 4 | 0 | 0 | 0 | 21 | 19.0% | 69 - 46 | 66.67% | 12 | 57.14% | 11.50 | Reetz |
| 9. | Max Castillo (2) | 6/9 @ Indianapolis | W | 6.0 | 4 | 1 | 1 | 1 | 0 | 1 | 0 | 8 | 0 | 0 | 0 | 25 | 32.0% | 89 - 61 | 68.54% | 16 | 64.00% | 14.83 | Reetz |
| 10. | Jonathan Heasley (3) | 6/13 vs. Columbus | – | 6.0 | 5 | 2 | 2 | 1 | 0 | 2 | 0 | 4 | 1 | 0 | 0 | 25 | 16.0% | 93 - 57 | 61.29% | 15 | 60.00% | 15.50 | Reetz |
| 11. | Max Castillo (3) | 6/15 vs. Columbus | W | 6.0 | 4 | 2 | 2 | 2 | 1 | 0 | 0 | 0 | 0 | 0 | 1 | 21 | 0.0% | 75 - 51 | 68.00% | 14 | 66.67% | 12.50 | Porter |
| 12. | Anthony Veneziano (1) | 6/16 vs. Columbus | W | 6.1 | 3 | 0 | 0 | 0 | 0 | 3 | 0 | 2 | 0 | 0 | 3 | 23 | 8.7% | 87 - 56 | 64.37% | 14 | 60.87% | 13.74 | Briceno |
| 13. | Max Castillo (4) | 6/30 vs. Iowa | – | 6.0 | 3 | 3 | 3 | 2 | 0 | 3 | 0 | 2 | 0 | 0 | 1 | 23 | 8.7% | 89 - 52 | 58.43% | 14 | 60.87% | 14.83 | Briceno |
| 14. | Ryan Yarbrough (1) | 7/4 @ Gwinnett | – | 6.0 | 3 | 0 | 0 | 0 | 0 | 1 | 0 | 6 | 0 | 0 | 1 | 21 | 28.6% | 81 - 50 | 61.73% | 14 | 66.67% | 13.50 | Briceno |
| 15. | Anthony Veneziano (2) | 7/23 vs. St. Paul | – | 6.0 | 4 | 1 | 1 | 0 | 1 | 0 | 0 | 5 | 0 | 0 | 0 | 23 | 28.6% | 81 - 56 | 69.14% | 15 | 65.22% | 13.50 | Porter |
| 16. | Angel Zerpa (1) | 7/26 @ Columbus | – | 6.1 | 3 | 1 | 1 | 0 | 0 | 2 | 0 | 1 | 0 | 0 | 1 | 23 | 28.6% | 92 - 59 | 64.13% | 17 | 73.91% | 14.53 | Briceno |

2023 REHAB ASSIGNMENTS WITH OMAHA (10)

HITTING

| PLAYER | INJURY | DATES | AVG | G | AB | R | H | TB | 2B | 3B | HR | RBI | BB | IBB | SO | SB | CS | OBP | SLG | OPS | PA | SAC | SF | HBP | GIDP |
|----------------|-----------------------|-------------------|------|----|----|----|----|----|----|----|----|-----|----|-----|----|----|----|------|------|-------|----|-----|----|-----|------|
| Drew Waters | Left oblique strain | May 9 - 24 | .327 | 13 | 52 | 12 | 17 | 33 | 6 | 2 | 2 | 6 | 6 | 0 | 13 | 2 | 0 | .397 | .635 | 1.032 | 58 | 0 | 0 | 0 | 3 |
| Nicky Lopez | Appendicitis | May 16 - 20 | .300 | 3 | 10 | 1 | 3 | 4 | 1 | 0 | 0 | 1 | 3 | 0 | 1 | 1 | 0 | .462 | .400 | .862 | 13 | 0 | 0 | 0 | 0 |
| Kyle Isbel | Left hamstring strain | June 13 - 25 | .290 | 9 | 31 | 7 | 9 | 17 | 2 | 0 | 2 | 6 | 6 | 0 | 6 | 0 | 0 | .405 | .548 | .953 | 37 | 0 | 0 | 0 | 2 |
| Michael Massey | Left hand laceration | June 30 - July 3 | .182 | 3 | 11 | 2 | 2 | 3 | 1 | 0 | 0 | 0 | 1 | 0 | 3 | 0 | 0 | .250 | .273 | .523 | 12 | 0 | 0 | 0 | 0 |
| Matt Beaty | Concussion | July 19 - July 30 | .250 | 6 | 20 | 1 | 5 | 8 | 0 | 0 | 1 | 1 | 2 | 0 | 0 | 0 | 0 | .348 | .400 | .748 | 23 | 0 | 0 | 1 | 0 |

PITCHING

| PLAYER | INJURY | DATES | W | L | ERA | G | GS | CG | SHO | GF | HLD | SV | SVO | IP | H | R | ER | HR | HB | BB | IBB | SO | AVG | WP | BK | GIDP | TBF |
|----------------|------------------------------------|-------------------|---|---|-------|---|----|----|-----|----|-----|----|-----|------|----|----|----|----|----|----|-----|----|------|----|----|------|-----|
| Daniel Lynch | Left rotator cuff strain | May 7 - 23 | 2 | 0 | 3.50 | 4 | 4 | 0 | 0 | 0 | 0 | 0 | 0 | 18.0 | 19 | 7 | 7 | 3 | 0 | 3 | 0 | 18 | .264 | 1 | 0 | 0 | 75 |
| Amir Garrett | L. elbow valgus extension overload | June 22 - 28 | 0 | 0 | 10.13 | 3 | 0 | 0 | 0 | 0 | 1 | 0 | 0 | 2.2 | 3 | 3 | 3 | 1 | 0 | 5 | 0 | 2 | .273 | 1 | 0 | 0 | 16 |
| Ryan Yarbrough | Head fractures | June 24 - July 4 | 0 | 0 | 1.23 | 3 | 3 | 0 | 0 | 0 | 0 | 0 | 0 | 14.2 | 9 | 2 | 2 | 1 | 0 | 2 | 0 | 18 | .176 | 0 | 0 | 1 | 53 |
| Brad Keller | R. shoulder impingement syndrome | June 28 - July 25 | 0 | 3 | 15.00 | 9 | 2 | 0 | 0 | 0 | 0 | 0 | 0 | 9.0 | 11 | 17 | 15 | 1 | 1 | 21 | 0 | 5 | .324 | 3 | 0 | 1 | 59 |
| Angel Zerpa | Left shoulder tendinopathy | June 28 - July 13 | 0 | 1 | 3.95 | 3 | 3 | 0 | 0 | 0 | 0 | 0 | 0 | 13.2 | 14 | 6 | 6 | 2 | 0 | 6 | 0 | 15 | .264 | 0 | 0 | 0 | 59 |