



MJ MELENDEZ
52nd Overall Pick
(2017)

NICK PRATTO
14th Overall Pick
(2017)

BOBBY WITT JR.
#2 Overall Pick
(2019)



2021 NORTHWEST ARKANSAS NATURALS MEDIA GUIDE



2021 NORTHWEST ARKANSAS NATURALS MEDIA GUIDE

3000 Gene George Boulevard Springdale, Arkansas 72762

Front Office: (479) 927-4900 Tickets: 1-877-444-2637

Email: tickets@nwanaturals.com

NORTHWEST ARKANSAS NATURALS MEDIA GUIDE – BY SECTION

Rich Products, Naturals Ownership Group.....	3-4	Naturals History	63-81
Front Office Administration.....	6	Records.....	82-112
Arvest Ballpark.....	9	2021 Opponents.....	113-122
Club Information	7-9	General Information.....	123-131
2021 Naturals.....	11-62		

NORTHWEST ARKANSAS NATURALS MEDIA GUIDE – BY PAGE

10-Game Winners.....	102	Naturals to the Majors	68-69
All-Time Roster	66-67	Opening Day All-Time Figures.....	72-73
All-Star Game Selections	70	Opponents, 2021.....	114-122
All-Star Game, 2013.....	81	Overall Season Series.....	106
Arvest Ballpark.....	9	Ownership	4-5
Attendances, All-Time.....	112		

AWARDS

Award Winners, Texas League.....	70
Award, Pitcher of the Week, All-Time	71
Award, Player of the Week, All-Time	71
Award, Kansas City Organizational, All-Time, Naturals	71
Award, Various Others, Naturals.....	70

Birthdays, Naturals.....	62
Coaching Staff	12-16
Division Play, North Division	105
Franchise Firsts	74
Front Office Staff.....	6
Ground Rules, Arvest Ballpark	130
Hall of Fame, Naturals.....	64-65

HITTING

Career Top-10.....	102-103
Hitting Streaks, Naturals	107
Hit for the Cycle.....	99
Season Top-10	98-99
Top Performances, Naturals.....	106
Walk-off Home Runs.....	106
Inter-Division Play	109
League Leaders, Naturals All-Time	62
Media Information	7-8
Medical Terminology.....	127-128
Minor League Affiliates	124
Naturals Baseball Network.....	10

PITCHING

10-plus Strikeout Performances, Naturals.....	105
10-game Winners	102
Career, Top-10.....	104-105
Season, Top-10	100-101
Month, Top-10	96-97
No-Hitters.....	104
Player Profiles.....	18-59

POSTSEASON

North Division Championship Series, Naturals.....	75-76
Texas League Championship Series, Naturals.....	77-80
Postseason Records, Single-Game	110
Postseason Records, Career	11

Pregame Schedule.....	8
Press Box Directory	8
Pronunciation Guide.....	61
Rainouts	112

RECORDS

Records, Consecutive Streaks	85-87
Records, Single Game	89-93
Records, Monthly.....	88, 94-97
Records, Single Season.....	83-84, 98-101
Records, Career.....	102-105

Road Trip Mileage Chart.....	17
Royals 40-Man Roster, Spring Training Invites	60-61
Terms of Interests	129-130
Transaction Terminology.....	125-126

2021 Naturals Media Guide compiled by Nicholas Badders, with assistance from Nick Poehailos, Trey Burnett, Steven Davis and Benjamin Kelly. Cover graphics designed by Kobie Lucabaugh. Photos as credited.

ABOUT

2021 NATURALS

HISTORY

RECORDS

OPPONENTS

INFORMATION

NATURALS OWNERSHIP GROUP



ROBERT E. RICH, JR.
Owner/President

As Chairman of Rich Products Corporation, Robert E. Rich Jr. (Bob) has led the company to more than \$4 billion in worldwide sales revenue. Rich's continues to build business in new markets with cutting-edge management practices, high business ethics, and customer service standards, which have earned Bob distinction as one of the nation's most prominent business leaders.

In addition to his Rich Products leadership, Bob has played an important role in professional baseball in Buffalo, N.Y. In 1983, Bob purchased the then-struggling Double-A Buffalo Bisons professional franchise, in order to keep professional baseball in the Queen City. In 1984, he realized another major goal when he purchased baseball's Triple-A Wichita Aeros and moved the American Association franchise to Buffalo. Two years after arriving on the Triple-A baseball scene, Bob was named the 1986 American Association Executive of the Year. In 1988, Sporting News magazine tabbed him Minor League Executive of the Year.

In 1988, Bob cut the ribbon on Buffalo's new downtown ballpark, celebrating the fulfillment of a dream to build a new home for the Bisons and setting the franchise on a course that has since included two league championships and annual minor league attendance supremacy. He serves as President and CEO of Bison Baseball Inc., Northwest Arkansas Baseball Inc., and Morgantown Baseball Inc. He is also the past Commissioner of the National Baseball Congress, an organization of amateur and semi-pro baseball leagues operating in the U.S. and Canada.

His dynamic leadership was recognized with an appointment as Chairman of the U.S. based Grocery Manufacturers Association in 1999 and selection as a National Restaurant Association "Diplomat" in May 2000. Other noteworthy distinctions include his 1996 induction into the Frozen Food Industry Hall of Fame, making his father, Robert E. Rich, and him the first father-and-son team to be so honored. That same year, Refrigerated and Frozen Foods magazine selected Bob as its "Executive of the Year." In 2017, Bob and his father were inducted into the inaugural class of the Western New York Business Hall of Fame and joined a group of Buffalo's finest leaders celebrated for leaving an indelible mark on Buffalo Niagara.



MINDY RICH

Executive Vice Chairman, Rich Entertainment Group,
Vice Chairman, Rich Products Corporation

As Vice Chairman and a Managing Shareholder of Rich Products Corporation, Mindy Rich shares responsibility for oversight, governance and the overall vision and strategic direction for Rich Products Corporation. Mindy joined the company in 1985 and has proceeded to work in various roles as part of the leadership team including Executive Vice President of Innovation where she expanded the breadth and accelerated the pace of product development in support of Rich's long-term growth strategies. She has also focused on the development and nurturing of Rich's award-winning organizational culture and work/life programs.

Mindy serves on the corporate Board of Directors for M&T Bank Corporation; the Board of Directors of Grove Entertainment; the Fund Advisory Committee for BDT & Company, LLC; and is a member of the Cleveland Clinic Board of Trustees, serving on the Research and Education Committee. Mindy is a Trustee, Member of the Executive Committee and Co-Chair of the Marketing Committee for the Rock and Roll Hall of Fame + Museum. Mindy is also a member of the Culinary Institute of America's Chairman's Strategic Advisory Council and Trustee Emeriti. She is active in a wide range of charitable activities.

In 1986, Mindy and her husband, Bob Rich, Jr., founded Western New York United Against Drug and Alcohol Abuse, a nonprofit organization dedicated to fighting substance abuse and educating children throughout Western New York. Mindy and Bob continue to serve as Chairpersons Emeritus for this important local organization.

Among other charitable activities, Mindy is especially focused on fundraising geared toward finding a cure for cystic fibrosis. Mindy and Bob founded and chair the annual Greater Niagara BassEye Celebrity Challenge that has raised more than \$1.3 million for cystic fibrosis research.

NATURALS OWNERSHIP GROUP



JOE SEGARRA

President of Rich Entertainment Group, Senior Vice President of Finance and the Family Office for Rich Products Corporation

Mr. Segarra was appointed to the role of Chief Operating Officer for the Rich Entertainment Group of Companies in July 2013. Joe's affiliation with the Rich Entertainment Group and its parent company, Rich Products Corporation, dates back to 1988 where he served on the accounting staff as a member of the Buffalo office of Ernst & Young. After spending several years with the firm and providing tax and related services to Rich Products Corporations and its subsidiaries, Joe joined the company in 1993 to guide their worldwide tax function as their Director of Tax.

Along with this role, Joe assumed the position of Director of Finance for the Rich Baseball Organization and in 1999 was promoted to Vice President of Finance for Rich Products. In 2003, he assumed a new position as Vice President of Finance in the Shareholder Risk Management group where he continues to have oversight responsibility for their Tax, Internal Audit and Shareholder Planning activities. In 2011 he was appointed Chief Financial Officer for the Rich Entertainment Group of Companies and in 2013 he was also promoted to the position of Senior Vice President of Finance for Rich's.

He currently serves as Treasurer of the Rich Family Foundation, a private operating charitable foundation and also as a Board member of the recently created Buffalo Bisons Charitable Foundation. He is a Certified Public Accountant and a member of both the American Institute of Certified Public Accountants and New York State Society of Certified Public Accountants.



MIKE BUCZKOWSKY

President, Rich Baseball Operations

Mr. Buczkowski begins his 33rd season with the Buffalo Bisons and his 26th season as the club's General Manager, the longest tenure of any General Manager in the 135-year history of the franchise. In March 2019, Mike was named the President of Rich Baseball Operations, overseeing the overall operations of not only the Bisons, but also the Northwest Arkansas Naturals, a Double-A affiliate of the Kansas City Royals, and the MLB Draft League's West Virginia Black Bears.

During Mike's tenure as Bisons General Manager, the club has led their league in attendance seven times, including the International League's all-time attendance record set in 1998. In December 2001, Mike accepted the prestigious Bob Freitas Award from Baseball America on behalf of the Bisons, becoming the first Triple-A team to win the award twice (also in 1991). Mike is responsible for the strategic planning of the Bisons organization and manages all day-to-day operations of the front office staff. He is also responsible for the coordination of the player development contract with the Bisons' Major League parent clubs, including the Pittsburgh Pirates (1994), Cleveland Indians (1995-2008), the New York Mets (2009-2012) and the Toronto Blue Jays (2013-present).

Mike began with the Bisons in 1987 as a Public Relations Assistant during the team's final season at War Memorial Stadium. Coinciding with the club's move to Pilot Field in 1988, Mike was promoted to Public Relations Coordinator and then to Public Relations Manager in 1989. During the 1992 season, he was promoted to Assistant General Manager and was named General Manager on December 17, 1993. He became Vice President of Bisons Baseball in 1999.



The Buffalo Bisons (Triple-A, Toronto Blue Jays) have been owned and operated by Rich Products since 1983 and are a member of the Triple-A East League. The West Virginia Black Bears moved from Jamestown, Pennsylvania to Morgantown, West Virginia prior to the 2015 season and are members of the new MLB Draft League.

ABOUT

2021 NATURALS

HISTORY

RECORDS

OPPONENTS

INFORMATION

FRONT OFFICE DIRECTORY



JUSTIN COLE

Vice President/General Manager

Mr. Justin Cole enters the 2021 season as his seventh as the Naturals’ Vice President/General Manager. He served as Assistant General Manager the previous six seasons at Arvest Ballpark, after spending four seasons working with the Rich Baseball owned and operated Wichita Wranglers. Cole served as co-General Manager during the team’s final season in Wichita, Kan. Before making the move to Springdale with the team in late-2007. 2020 will be Justin’s 17th season in Minor League Baseball.

The 2016 recipient of the **Matt Minker Award**, Cole grew up in Barker, N.Y. and is a December, 2002 graduate of the University at Buffalo. He began his career in baseball by serving as an intern with the Buffalo Bisons, then the Triple-A affiliate of the Cleveland Indians.

Cole roots for the Naturals’ parent club, the Kansas City Royals, and like all western New Yorkers, is a devoted Buffalo Bills fan. He resides in Springdale with his wife, Kristin, and their children Olivia and Carson.

Dustin Dethlefs.....	Director of Marketing and PR
Morgan Helmer	Director of Business Department
Brock White.....	Director of Ballpark Operations
Mark Zaiger.....	Director of Sales
Adam Annaratone.....	Creative Services Coordinator
Stephen Crockett.....	Head Groundskeeper
Matt Fanning.....	Ticket Office Manager
Danny Helmer	Clubhouse Coordinator
Spencer Lundquist.....	Account Executive
Tim Morrissey.....	Account Executive
Brad Ziegler	Ballpark Operations Manager
Nicholas Badders.....	Radio Broadcaster/Media Relations

CLUB INFORMATION

ABOUT

2021 NATURALS

HISTORY

RECORDS

OPPONENTS

INFORMATION

CONTACT the Naturals Media Relations Department for any information and questions (interviews, photos, statistical or credential requests, news releases, etc.). It is our privilege to be of assistance to our local media.

CREDENTIALS honored at Arvest Ballpark for accredited members of the news media are available upon request. Season-long credentials can be picked up at the front desk in the Naturals' office.

DAILY AND SINGLE-GAME CREDENTIALS can be requested for any game; however daily credentials must be requested by 5:00 P.M. the day *prior* to the game for which the credential is being requested. The Naturals' Media Relations Department will determine the level of access (field access, clubhouse access, press box access) on an individual basis.

TO REQUEST CREDENTIALS, please email Dustin Dethlefs, Director of Marketing and Public Relations at dustin@nwanaturals.com at least **24 HOURS IN ADVANCE** of the requested date. Written requests must be submitted on letterhead.

TO PICK UP SINGLE-GAME CREDENTIALS, please report to will call at the ticket office on the day of the game. Please do not report to the front desk.

ANY CREDENTIALS may be revoked at any time without cause. All we ask is that you respect our players, staff and fans. Thank you for your cooperation.

CREDENTIALIAED MEDIA are **NOT** to request autographs from players or any VIP's who may visit Arvest Ballpark.

THE NATURALS are not liable for the safety of any credentialiaed media member during their work at Arvest Ballpark, whether prior to, during, or subsequent to a game. The Naturals are NOT liable for injuries incurred by credentialiaed media (from batted balls, flying bats, etc) OR damages related to said injuries or loss/damage to personal property or equipment.

FOR ROAD GAME MEDIA CREDENTIALS, please contact the Naturals' Media Relations Department. For Kansas City Royals credentials, please contact the Royals Media Relations Department at (816) 921-8000.

PHOTOGRAPHERS must work out of the stationary locations adjacent to both dugouts or in the bay located in the Press Box. To receive a photography credential, contact the Naturals Media Relations Department.

MEDIA NOTES AND STATISTICS are available in the Press Box 1 ½ hours before game time. Anyone needing information earlier should contact the Media Relations Department.

MEDIA RELATIONS INFORMATION

Naturals Front Office.....(479) 927-4900

Primary Media ContactDustin Dethlefs
Office Phone(479) 927-4068
Cell Phone.....(479) 713-9349
Emaildustin@nwanaturals.com

Alternate Media ContactNicholas Badders
Office Phone(479) 927-4929
Cell Phone.....(925) 784-0661
Emailnicholas@nwanaturals.com

Press Box(479) 927-4927

Broadcastswww.mlb.com/northwest-arkansas/fans/audio-listen-live

Website www.nwanaturals.com
Facebook www.facebook.com/Naturals
Twitter @NWNaturals
Instagram.....@NWNaturals

Mailing Address:
3000 Gene George Blvd. • Springdale, AR 72762

PRESS BOX is located on the suite level directly behind home plate. Many work spaces are equipped with an electrical outlet, internet jack and complimentary wireless internet access. Telephones will not be available. The Press Box can be accessed via the elevators located on the first base side of Arvest Ballpark or the stairs near the Naturals' Team Store.

MEDIA LOUNGE AND WORKROOM is located inside the Press Box behind the working press area. Meal service will begin approximately one hour before game time to **ACCREDITED WORKING MEMBERS OF THE MEDIA ONLY**.

INTERVIEW periods are arranged prior to and following Naturals games through the Naturals Media Relation Department. All interviews should be completed at least 45 minutes prior to game time.

PREGAME: The manager, coaches and player are generally accessible after batting practice socially distanced next to the field or on Zoom. Players are not available during stretching, batting practice and pregame interviews should not interfere with players' specific game preparations. **Manager Scott Thorman** is available upon request prior to the game.

MANAGER POSTGAME: The Naturals will conduct a postgame interview with manager Scott Thorman, on Zoom immediately following each Naturals' home game. Postgame interviews with all personnel should be related to the game and not of the feature variety.

PLAYERS POSTGAME: Interviews will be granted upon requested and based on player availability.

CLUB INFORMATION CONTINUED

NATURALS CLUBHOUSE

The **Naturals Clubhouse** is located on the service level directly behind the first base dugout (visitor located behind third base dugout). Due to restrictions put in place by Major League Baseball, the clubhouse is CLOSED to the media at all times in 2021, including before and after batting practice, following the game, during rain delays and between games of a doubleheader.

Training Rooms and Players Lounge are strictly off limits at all times to everyone.

PRESS BOX DIRECTORY

Director of Marketing and Public Relations.....	Dustin Dethlefs
Voice of the Nationals.....	Nicholas Baders
Creative Services Coordinator.....	Adam Annaratone
Marketing/Media Relations Intern.....	Nick Poehailos
Marketing/Media Relations Intern.....	Trey Burnett
Creative Services Intern.....	Kobie Lucabaugh
Public Address Announcer.....	Jon Williams/Deek Kastner/Matt Bowers/Steven Blackiston
Official Scorer.....	Ken Foss/Kyle Stiles/Walter Woodie
Statistician.....	Jacob Pavilack/Kyle Stiles/Trey Whorton
Pitch Clock Operator.....	Ken Foss/Mark Scott /Kyle Stiles/Walter Woodie

NATURALS PRE-GAME SCHEDULE

	11:05 AM	2:05 PM	5:05 PM (DH)	6:05 PM	7:05 PM
NATURALS INFIELD	8:00-8:15	11:05-11:20	2:00-2:15	3:00-3:15	4:00-4:15
NATURALS BATTING PRACTICE	8:45-9:00	11:20-12:15	2:15-3:15	3:15-4:15	4:15-5:15
VISITORS BATTING PRACTICE	9:30-10:15	12:30-1:15	3:30-4:15	4:30-5:15	5:30-6:15
VISITORS INFIELD	10:15-10:30	1:15-1:30	4:15-4:30	5:15-5:30	6:15-6:30
GROUND'S CREW	10:30-10:55	1:30-1:55	4:30-4:55	5:30-5:55	6:30-6:55
GAME TIMES	11:05 AM	2:05 PM	5:05 PM	6:05 PM	7:05 PM

NATURALS SOCIAL MEDIA OUTLETS

The Nationals are extremely active in all facets of social media. Follow all the official accounts of the Northwest Arkansas Nationals for all the exclusive, entertaining and breaking news throughout the 2021 season:

[facebook.com/naturals](https://www.facebook.com/naturals)
[@nwanaturals](https://twitter.com/nwanaturals)
[NWANaturals](https://www.instagram.com/NWANaturals)

Follow the accounts below for supplemental information on all things Nationals:

[@BadderUpSports](https://twitter.com/BadderUpSports) - Information for fans and listeners from the Nationals Radio Voice



CLUB INFORMATION CONTINUED

TEAM INFORMATION

Major League Affiliation.....	Kansas City Royals (American League, Central Division)
League/Division/Level.....	Double-A Central League/North/Double-A
General Manager.....	Mr. Justin Cole
Field Manager.....	Scott Thorman, First Season
Year in the League.....	14 (2008 - Present)
Texas League Titles	1, 2010
Texas League Championship Appearances.....	4, last: 2017
North Division Half Championships	8, last: 2017
Team Colors.....	Navy Blue, Burgundy, White

ARVEST BALLPARK INFORMATION

The Northwest Arkansas Naturals celebrates the franchise's 13th season at Arvest Ballpark in 2021. Named the *2008 Ballpark of the Year* by baseballparks.com, Arvest Ballpark was designed by HOK (now Populous) which has been designing Minor League Baseball stadiums for more than 20 years including six Major League Ballparks. Populous also assisted in the renovations at Kauffman Stadium that commenced in 2010.

The Arvest Ballpark investment reached \$50 million which included parking lots and surrounding road improvements. The City of Springdale has enhanced fans' ability to and from the ballpark by adding an exit ramp off I-49 (Exit 70 - Don Tyson) along with widening roads, providing a round-about and basic road maintenance over the past two season.

Prior to the 2017 season, in trend with much of professional baseball, the Naturals extended the netting above each dugout to allow fans further protection from batted balls and/or flying objects. The team then extended the netting down each baseline after the 2019 season

The grandest upgrade to Arvest Ballpark occurred prior to the 2016 season. A complete high-definition video board made the screen from 20' x 30' to 17' x 66'. 2017 improvements include extended netting above the dugouts, upgraded picnic areas among other upgrades.

Through the first 12 seasons of Naturals' baseball, nearly 3.5 millions fans have walked through the gates at Arvest Ballpark. The average single-game attendance is 4,517 over the first 12 seasons.

2021 ARVEST BALLPARK FACTS

Date Opened	April 10, 2008
Design	HOK Sports (Populous)
Total Seating Capacity	7,500 (6,500 seats)
HD Video Board	17' x 66'
Team Colors	Navy Blue, Burgundy, White

Outfield Distances

Left Field.....	327 feet
Left-Center Field.....	377 feet
Center Field.....	400 feet
Right-Center Field.....	378 feet
Right Field.....	325 feet

Height of Fence

Center Field.....	12 feet
Left-to-Left Center	9 feet
Right Center-to-Right.....	9 feet

Seating Breakdown

Fixed Seating	6,500
Grass Berm	1,000
Total Capacity.....	7,500

Luxury Suites

Single Suites	21
Double Suites	2

Game Times

Monday - Friday Day Games	11:05 AM
Monday - Friday Night Games	7:05 PM
Sunday Day Games.....	2:05 PM
Sunday Night Games.....	6:05 PM

Some exceptions apply

DIRECTIONS TO ARVEST BALLPARK

From points North (Rogers, Lowell, Bentonville, Bella Vista): Take I-49 south to Exit 72 (US 412/ Springdale Exit). Follow signs to U.S. 412/Sunset Ave. Turn right on Sunset Ave. Turn left at 56th Street. Arvest Ballpark will be on your right at the corner of Gene George Blvd. and Watkins Ave.

From points South (Fayetteville, Ft. Smith): Take I-49 north to Exit 70 (Don Tyson Pkwy) and follow Gene George Blvd. north to Arvest Ballpark.

From points East (Springdale): Follow US 412/Sunset Ave. heading west. Turn left at 56th St. Arvest Ballpark will be on your right at the corner of Gene George Blvd. and Watkins Ave.

From points West (Tontitown, Siloam Springs): Take US 412/Sunset Ave. heading east. Turn right at 56th street. Arvest Ballpark will be on your right at the corner of Gene George Blvd. and Watkins Ave.

BROADCAST INFORMATION



NICHOLAS BADDERS

Voice of the Naturals

Nicholas Badders begins his first season as the "Voice of the Naturals" and fifth broadcaster professional baseball. Badders was named the third ever "Voice of the Naturals" on April 28, 2021, following Benjamin Kelly (six seasons) and Stephen Davis (six seasons).

Badders works all 60 regular-season home games and select road games, broadcasting each game on at NWANaturals.com and on MiLB.tv.

Badders joined the Naturals in April 2021 after a season in the Appalachian League (Advanced Rookie) with the Elizabethton Twins, affiliate of the Minnesota Twins, as their Broadcast and Media Manager. Prior to his season in the Appy League, Badders got his start in professional baseball in the Pacific Association (Independent) with the Sonoma Stompers in 2018 as the team's Broadcasting and Media Relations Director.

Following his time with the E-Twins, Badders has spent the past two seasons in the Australian Baseball League with the ABL's Melbourne Aces. He began with the Aces as the club's Broadcast and Media intern for the 2019/20 season and was promoted to the Director of Broadcast and Communications following the conclusion of the season. He also served as the "Voice of Australian Baseball," calling the league's nationally televised games on Fox Sports, as well as International Telecasts in the United States on AT&T Sportsnet, NBC Sports Regional Networks, Cox Sports Televisions, and other RSNs.

Badders is a 2020 graduate of Arizona State University's (Pac-12) Walter Cronkite School of Journalism and Mass Communication in Phoenix, Ariz., where he served as the voice of Sun Devils Women's Soccer and Women's Hockey. He also called ASU basketball, baseball, softball and men's ice hockey between the Pac-12 Digital Networks (Pac-12 Plus) and the student-run radio station, Blaze Radio ASU. He served as the President and Editor-In-Chief of the Walter Cronkite Sports Network, Technical Director and Anchor of WCSN's live studio show, Cronkite Sports Live, and in his three years on campus in the Valley of the Sun, shot photos of nearly every sport Sun Devil Athletics has to offer.

Originally from Livermore, California, Badders currently resides in Springdale, Arkansas.

RADIO BROADCAST INFORMATION

The **Indigo Sky Casino Pregame Show** can be heard 20 minutes prior to first pitch of all broadcasts this season with the **Cooper Tire & Rubber Company Postgame Show** to follow each ballgame.




Fans can view the live feed of the games with the commentary online at www.milb.com/northwest-arkansas/fans/audio-listen-live, watch at MiLB.tv or on your MiLB First Pitch App.

BASEBALL NETWORK

Use promo code **NATURALS** and save \$10 on a yearly subscription to MiLB.tv.





2021 NATURALS



SCOTT THORMAN

FIELD MANAGER

HEIGHT | WEIGHT | BATS | THROWS
6'3" | 225 | L | R

BORN: January 6, 1982 in Cambridge, Ontario, Canada

OPENING DAY AGE: 45

RESIDES: Kitchener, Ontario, Canada



MANAGERIAL CAREER

- Scott Thorman was promoted to Naturals manager in January 2020 and enters his eighth season coaching in the Royals organization.
- He joins Northwest Arkansas after leading Wilmington (A+) to the Carolina League championship in 2019, winning five playoff elimination games with the Blue Rocks en route to the 2019 Mills Cup Championship, the first Carolina League title for Wilmington since 1999.
- From 2017 to 2018, he served a two-season stint with the Class-A Lexington Legends, guiding the Legends to a 2018 South Atlantic League Championship, the first one for the organization since 2001 with a three games to one series win over the Lakewood BlueClaws (Philadelphia Phillies).
- Prior to his two-year stint with Lexington, Thorman skippered the Burlington Royals (2015-2016) and while spending his first year in the Royals' organization in 2014 as the bench coach for the B-Royals.
- He also managed the Arizona Fall League's Surprise Saguaros in 2019, taking the Saguaros to the AFL Championship game with the Salt River Rafters, though they fell 5-1.
- Thorman has compiled a 304-259 (.540) record in five seasons as a Minor League manager, winning a career-best 82 games in 2019 with Wilmington, with three first-place finishes and two league championships.
- Was the recipient of the 2018 Dick Howser Award from the Royals, an award recognizing the organization's most outstanding player development person. Received the award after leading the team to its first South Atlantic League championship since they became a Royals affiliate in 2013.

MANAGERIAL RECORD

YEAR	CLUB (LEAGUE)	ORGANIZATION	OVERALL	1ST HALF	2ND HALF	FINISH
2015	Burlington Royals (Appalachian)	Kansas City	31-37	-----	-----	4th, East
2016	Burlington Royals (Appalachian)	Kansas City	42-26‡	-----	-----	1st, East
2017	Lexington Legends (South Atlantic)	Kansas City	62-75	34-35	28-40	6th, North
2018	Lexington Legends (South Atlantic)	Kansas City	76-60*	37-31	39-29‡	1st, North
2019	Wilmington (Carolina)	Kansas City	82-56*	44-25‡	38-31	1st, North
TOTALS (Five Seasons)			304-259 (.540 Winning Percentage)			

League Champs* Clinched Division ‡

PLAYING CAREER

- **2011:** Spent final season of his playing career with the Detroit Tigers after signing as a minor league free agent on Nov. 29, 2010.
- Played 108 games with the Tigers' Triple-A affiliate, Toledo Mud Hens, playing under manager and former big leaguer, Phil Nevin.
- **2010:** Played his final season in the Royals' organization with Triple-A, Omaha ... compiled an 11-game hitting streak, Aug. 16-26, hitting .333 (15x45) with three homers and 13 RBIs.
- **2009:** Signed as a minor league free agent with the Milwaukee Brewers, he was released on April 3 ... signed with the Texas Rangers on April 7 and saw action in 11 games with Oklahoma City before being released on April 27.
- Signed by Kansas City as a minor league free agent on May 21 and assigned to Omaha ... appeared in 97 games and hit .297 with 19 home runs and 63 RBIs.
- **2008:** Played his final season with his original organization, Atlanta Braves and spent the entire season with Triple-A, Richmond ... ranked 17th in the International League in home runs (19) and 18th in slugging average (.465).
- Represented Canada at the 2008 Beijing Olympics, helping the team to a 10-0 win over host China in which he hit a home run and close one-run losses to all three medal countries, including gold medal South Korea (1-0 loss), silver medal Cuba (7-6 loss) and bronze medal United States (5-4 loss).
- **2007:** Made Atlanta's Opening Day roster out of Spring Training for the first time in his career ... saw action in 120 games, playing first base.
- Clubbed two home runs and drove in five runs on May 12 at Pittsburgh in the Braves, 9-2 win ... Chuck James flirted with a no-hitter in the victory.

- **2006:** Began season with Richmond under current Braves manager, Brian Snitker ... Received his first big league action in two separate stints with Atlanta ... named Richmond's Player of the Year.
- Tabbed best power prospect in the International League by Baseball America ... clubbed 15 homers in 81 games, including a pair of multi-home run games for Richmond.
- Made MLB debut on June 18 against Boston, started in left field and went hitless in four at-bats.
- Recorded first MLB hit on June 20 v. Toronto, a run-scoring double off Scott Downs ... hit first MLB home run on July 5 v. St. Louis, a pinch-hit home run off Josh Hancock.
- Optioned back to Richmond on August 15 and remained there until Sept. 1.
- **2005:** Split season between Double-A, Mississippi and Triple-A, Richmond ... named the 11th-best prospect in the Braves system following the year by Baseball America.
- **2004:** Assigned to Single-A Myrtle Beach before transferred to Double-A, Greenville for the rest of the year in May.
- **2003:** Played in the Futures Game at U.S. Cellular Field in Chicago, earning a spot on the Wold Team ... played the season in Myrtle Beach.
- **2002:** Played for Macon in his first full-season and led the South Atlantic League.

CAREER STATISTICS

YEAR	CLUB	AVG	G	AB	R	H	TB	2B	3B	HR	RBI	BB	IBB	SO	SB	CS	OBP	SLG	OPS
2000	GCL Braves (R)	.227	29	97	15	22	34	7	1	1	19	12	0	23	0	1	.330	.351	.681
2001	DID NOT PLAY – INJURED																		
2002	Macon (A)	.294	127	470	57	138	230	38	3	16	82	51	5	83	2	2	.367	.489	.856
2003	Myrtle Beach (A+)	.243	124	445	44	108	174	26	2	12	56	42	6	79	0	0	.311	.391	.702
2004	Myrtle Beach (A+)	.299	43	154	20	46	71	11	1	4	29	12	2	19	1	0	.358	.461	.819
	Greenville (AA)	.252	94	345	31	87	140	14	3	11	51	39	1	73	5	3	.326	.406	.731
2005	Mississippi (AA)	.305	90	348	49	106	176	21	2	15	65	28	5	76	2	2	.360	.506	.866
	Richmond (AAA)	.276	52	210	23	58	92	10	3	6	27	9	0	42	0	0	.313	.438	.751
2006	Richmond (AAA)	.298	81	309	38	92	157	16	2	15	48	31	6	48	4	2	.360	.508	.869
	ATLANTA (MLB)	.234	55	128	13	30	56	11	0	5	14	5	0	21	1	0	.263	.438	.701
2007	ATLANTA (MLB)	.216	120	287	37	62	113	18	0	11	36	14	3	70	1	1	.258	.394	.652
2008	Richmond (AAA)	.251	101	387	47	97	180	22	2	19	56	19	4	83	7	1	.283	.465	.748
2009	Oklahoma City (AAA)	.188	11	32	4	6	13	4	0	1	4	3	1	9	2	0	.297	.406	.704
	Omaha (AAA)	.297	97	367	45	109	182	12	2	19	63	21	3	66	5	3	.346	.496	.842
2010	Omaha (AAA)	.280	125	479	78	134	235	31	2	22	85	48	4	75	6	4	.348	.491	.839
2011	Toledo (AAA)	.240	109	388	41	93	145	11	1	13	58	27	3	80	9	4	.289	.374	.663
2012	Yucatan (Mexico AAA)	.000	5	18	2	0	0	0	0	0	0	1	0	2	0	0	.053	.000	.053
Major League Totals (2 Seasons)		.222	175	415	50	92	169	29	0	16	50	19	3	91	2	1	.260	.407	.667
Minor League Totals (10 Seasons)		.271	1088	4049	494	1096	1829	223	24	154	643	343	40	758	43	22	.331	.452	.783

MISCELLANEOUS NOTES

- Full name is **Scott Robert Thorman**.
- Resides in Kitchener, Ontario, Canada, with his wife Kelly, and their three children: Robbie, Tommy and Allie.
- Graduated from Ashford University in 2016 with a master's degree in organizational management.
- Last year, he earned a Sports Management World Wide (SMWW) Baseball Analytics Certificate.

NATURALS MANAGERS

MANAGER	SEASONS ACTIVE	GAMES	RECORD	PERCENTAGE
Brian Poldberg	2008-2013	980	495-485	.505
Vance Wilson	2014-2017	270	254-305	.454
Mike Rojas	2018	140	70-70	.500
Darryl Kennedy	2019	138	57-81	.413
Scott Thorman	2021-present	----	-----	-----



DERRICK LEWIS

PITCHING COACH

HEIGHT | WEIGHT | BATS | THROWS
6'5" | 210 | R | R

BORN: May 7, 1976 in Montgomery, Alabama

OPENING DAY AGE: 45

RESIDES: Charlotte, North Carolina



COACHING CAREER

- Derrick Lewis is in his second season with the Royals' organization and first as pitching coach at Northwest Arkansas.
- He spent the previous 16 seasons in the Atlanta Braves' organization, including the last two as the Pitching Coordinator.
- Prior to his two seasons as Atlanta's Pitching Coordinator, he served as a pitching coach in their minor league system, beginning in Rookie Ball and working his way up to Double-A over 14 seasons in their organization.
- Was rehabbing Tommy John Surgery in 2002 when now-Royals GM Dayton Moore (then-Braves director of player personnel development) called him to discussing the possibility of coaching.
- Was pitching coach in Danville in 2008 for future Rookie of the Year and seven-time All-Star **Craig Kimbrel**, helping him to a 4.07 ERA (1 ER in 19.0 IP) with six saves in his first stop of professional baseball.
- Worked with several future big leaguers in 2017 with the M-Braves in Double-A. Top of his top starting pitchers on that team were future All-Star **Mike Soroka** (2.75 ERA, 47 ER in 153.2 IP) and future Gold Glove winner **Max Fried** (85 K in 86.2 IP).

PITCHING COACH CAREER TIMELINE:

- 2004-07: GCL Braves (Gulf Coast League, RK)
- 2008-10: Danville Braves (Appalachian League, RK)
- 2011-13: Rome Braves (South Atlantic League, A)
- 2014: Lynchburg Hillcats (Carolina League, A+)
- 2015-2016: Carolina Mudcats (Carolina League, A+)
- 2017: Mississippi Braves (Southern League, AA)
- 2021: Northwest Arkansas Naturals (Double-A Central)

PLAYING CAREER

- He played seven seasons in the Braves' organization from 1997-2003, after being selected in the 20th round of the 1997 draft.
- Lewis worked a 32-37 career record with 4.05 ERA in 161 games (115 starts), reaching Triple-A for 3 seasons.
- He was selected by the Braves organization as the 1999 Myrtle Beach pitcher of the year after finishing with the second-best ERA in the Carolina League.
- Lewis graduated from Lanier High School in Mississippi in 1994 and went on to pitch at Central Alabama Community College and Florida A&M before being drafted by the Braves in 1997.

YEAR	CLUB	W	L	ERA	G	GS	CG	SHO	SV	IP	H	R	ER	HR	HB	BB	SO	WHIP	AVG
1997	Danville (R)	2	4	6.34	16	9	0	0	0	49.2	59	48	35	5	2	31	46	1.81	.286
1998	Macon (A)	5	6	3.81	23	23	0	0	0	113.1	108	64	48	7	8	55	100	1.44	.249
1999	Myrtle Beach (A)	8	4	2.40	24	23	0	0	0	131.0	100	44	35	9	3	81	102	1.38	.216
2000	Greenville (AA)	7	9	3.30	27	27	1	1	0	163.2	146	70	60	5	6	83	143	1.40	.240
2001	Richmond (AAA)	4	4	4.45	12	12	0	0	0	60.2	50	34	30	2	1	37	50	1.43	.231
2002	Macon (A)	0	0	1.80	1	1	0	0	0	5.0	5	1	1	0	1	0	7	1.00	.263
	Greenville (AA)	1	0	0.00	1	1	0	0	0	6.0	3	0	0	0	0	3	2	1.00	.150
	Richmond (AAA)	3	5	4.56	18	13	0	0	0	77.0	77	49	39	9	2	34	52	1.44	.262
2003	Greenville (AA)	0	0	7.56	3	1	0	0	0	8.1	12	7	7	1	0	4	6	1.92	.353
	Richmond (AAA)	2	5	7.15	36	5	0	0	0	61.2	83	53	49	7	3	29	46	1.82	.323
Minor League Totals (7 Seasons)		32	37	4.05	161	115	1	1	0	676.1	643	370	304	45	26	357	554	1.48	.252

NWA PITCHING COACHES

NAME	YEARS	BEST ERA	BEST FINISH	GAMES
Larry Carter	2008-2012	3.84 (2010)	2nd (2008)	700
Jim Brower	2013-2015	3.89 (2015)	5th (2015)	419
Steve Luebber	2016-2018	3.55 (2016)	3rd (2016)	420
Doug Henry	2019	3.96 (2019)	4th (2019)	138
Derrick Lewis	2021-Present	-----	-----	-----



ABRAHAM NÚÑEZ

HITTING COACH

HEIGHT | WEIGHT | BATS | THROWS
5'11" | 210 | S | R

BORN: March 16, 1976 in Santo Domingo, D.R.

OPENING DAY AGE: 45

RESIDES: Hudson, Massachusetts



COACHING CAREER

- Enters his third year (second season) as the hitting coach for the Naturals, has been with the Royals for nine years (since 2012).
- Previously served as the hitting coach in Wilmington (A+) from 2015 to 2018, with stops as the hitting coach in Lexington (2014), Burlington (2013) and the Dominican Summer League Royals (2012).
- In 2019, helped top position-player prospect **Khalil Lee** finish sixth in on-base average (.363), tied for eighth in hits (124) and first in walks (65).
- During 2018, Núñez helped groom the young hitters of the Royals to a team-average of .248 in the pitcher-friendly Carolina League, ranking fifth in the circuit.... Helped former Naturals, **DJ Burt** and **Emmanuel Rivera** to tie for eighth in the Carolina League with a .280 average ... **Gabriel Cancel** finished fourth in the league with 74 RBIs and tied for first in doubles (31).
- He was part of the staff that led Wilmington to its first Mills Cup Championship Series appearance in 11 years during the 2015 season.
- Has also spent the offseason as bench coach for the Dominican Winter League's Gigantes del Cibao and was a part of the National Championship-winning team in 2015.

PLAYING CAREER

- Played parts of 12 seasons in the Major Leagues with the Pirates (1997-2004), St. Louis (2005), Philadelphia (2006-2007) and New York (NL) (2008).
- Owns a career average of .242 as a utility infielder in the big leagues... Primarily played third, but could play all four infield positions.
- His best season came in 2005 when he hit .285 in 139 games for the National League Champion, St. Louis Cardinals.
- Lifetime .346 (9-for-28) hitter in the postseason, including the 2005 National League Championship Series with St. Louis when he hit .385, though did not play in the World Series.
- Nunez retired at the end of 2009 season.

YEAR	CLUB	AVG	G	AB	R	H	TB	2B	3B	HR	RBI	BB	IBB	SO	SB	CS	OBP	SLG	OPS
1997	Pittsburgh (NL)	.225	19	40	3	9	15	2	2	0	6	3	0	10	1	0	.289	.375	.664
1998	Pittsburgh (NL)	.192	24	52	6	10	15	2	0	1	2	12	0	14	4	2	.344	.288	.632
1999	Pittsburgh (NL)	.220	90	259	25	57	65	8	0	0	17	28	0	54	9	1	.299	.251	.550
2000	Pittsburgh (NL)	.220	40	91	10	20	24	1	0	1	8	8	1	14	0	0	.283	.264	.547
2001	Pittsburgh (NL)	.262	115	301	30	79	101	11	4	1	21	28	1	53	8	2	.326	.336	.662
2002	Pittsburgh (NL)	.233	112	253	28	59	81	14	1	2	15	27	1	44	3	4	.311	.320	.631
2003	Pittsburgh (NL)	.248	118	311	37	77	111	8	7	4	35	26	1	53	9	3	.310	.357	.667
2004	Pittsburgh (NL)	.236	112	182	17	43	58	9	0	2	13	10	0	36	1	3	.275	.319	.593
2005	St. Louis (NL)	.285	139	421	64	120	152	13	2	5	44	37	4	63	0	1	.343	.361	.704
2006	Philadelphia (NL)	.211	123	322	42	68	88	10	2	2	32	41	8	58	1	0	.303	.273	.577
2007	Philadelphia (NL)	.234	136	252	24	59	71	10	1	0	16	30	5	48	2	0	.318	.282	.600
2008	New York (NL)	.000	2	2	0	0	0	0	0	0	0	0	0	0	0	0	.000	.000	.000
MLB Totals (12 Seasons)		.242	1030	2486	286	601	781	88	19	18	209	250	21	447	38	16	.313	.314	.627

NWA HITTING COACHES

NAME	YEARS	BEST TEAM AVG.	BEST FINISH	GAMES
Tommy Gregg	2008	.262 (2008)	7th (2008)	140
Terry Bradshaw	2009-2012	.291 (2010)	1st (2010)	560
Nelson Liriano	2013	.250 (2013)	6th (2013)	140
Andre David	2014	.241 (2014)	8th (2014)	140
Brandon Moore/Terry Bradshaw	2015	.266 (2015)	3rd (2015)	139
Brian Buchanan	2016	.253 (2016)	4th (2016)	140
Leon Roberts	2017-2018	.267 (2018)	2nd (2018)	280
Abraham Núñez	2019-present	.243 (2019)	7th (2019)	138

ABOUT

2021 NATURALS

HISTORY

RECORDS

OPPONENTS

INFORMATION

NATURALS FIELD STAFF CONTINUED



JUSTIN KEMP • *Certified Athletic Trainer*

- Justin Kemp enters his third year (second season) as the Northwest Arkansas Naturals athletic trainer.
- Kemp served in the same role for Idaho Falls (2016-2018) and Surprise (2015), prior to his tenure in Springdale.
- Kemp spent the 2014 season as an intern athletic trainer for the Kansas City Royals.
- He graduated from Mount Marty College in Yankton, S.D., where he earned a Bachelor of Arts degree in exercise wellness and played baseball for four years.
- He also attended South Dakota State University, where he earned a Master's of Science degree in Athletic Training and worked with the Jackrabbit baseball team.
- Currently resides in Spearfish, S.D.



C.J. MIKKELSEN • *Strength & Conditioning Coach*

- C.J. Mikkelsen will serve as the Northwest Arkansas strength & conditioning coach, after being slated to fill that same role at Idaho Falls in 2020.
- He graduated in December 2019 with a master's degree in sports physiology from Texas A&M University, where he also worked as a sports performance graduate intern.
- Mikkelsen earned his bachelor's degree in exercise and wellness from Arizona State University in 2016.
- He resides in Desert Hills, Arizona.



DANNY HELMER • *Coordinator of Clubhouse Operations*

- Danny enters his 23rd season in the Royals' organization and first as coordinator of clubhouse operations
- He previously worked for 13 years at Northwest Arkansas, managing both the home and visiting clubhouses. Before that, he spent nine years with the Wichita Wranglers, including four years as batboy, three as the clubhouse assistant and two overseeing the home and road clubhouses.
- He's a three-time recipient of the Texas League Visiting Clubhouse Award (2008, '14, '18) and managed the Arizona Fall League clubhouse from 2012-'14 and in 2017.
- Co-recipient of the Matt Minker Award in 2019 from the Royals, an honor recognizing an outstanding minor league affiliate employee.
- Helmer grew up in Wichita, beginning as a bat boy with the Wranglers when he was 14 years old. He graduated from the University of Oklahoma with a bachelor's degree in Multidisciplinary Studies in 2008.
- He resides in Bentonville, Arkansas with his wife Morgan, and three children, including sons Maddox and Mason, and daughter Maier.

CHRISTOPHER DOUGHERTY, D.O. • *Team Physician*

Dr. Chris Dougherty is a specialist in sports medicine and minimally invasive (arthroscopic) surgery to repair joint problems involving the shoulder, elbow, knee, foot, ankle and hip. Dougherty is a native of Bloomsdale, Mo., and a graduate of Kansas City University of Medicine and Biosciences. He came to Northwest Arkansas in April 2005. Prior to that he completed a residency in orthopedics at Oklahoma State University Medical Center and a fellowship at the Kentucky Sports Medicine Center, where he provided care for professional and collegiate athletes. Dr. Dougherty is nationally and internationally recognized for his expertise in sports medicine and serves as an instructor in arthroscopy and sports medicine both in the United States and abroad.

NATURALS STRENGTH & CONDITIONING COACHES AND TRAINERS

STRENGTH COACH	YEARS	TRAINER	YEARS
Nic Lively	2008-2009	Chris Delucci	2008
Joey Greany	2010-2011	Tony Medina	2009-2011
George Timke	2012	Masa Koyanagi	2012-2018
Nate Dine	2013	Justin Kemp	2019-present
Austin Driggers	2014-2016		
Jarret Abell	2017-2018		
Will Gilmore	2019		
Yannick Plante	2020		
C.J. Mikkelsen	2021		

NATURALS ROAD TRIP MILEAGE CHART

<i>DATE</i>	<i>FROM</i>	<i>TO</i>	<i>MILEAGE</i>
Road Trip #1			386
May 4	Northwest Arkansas	North Little Rock, Arkansas	193
May 9	North Little Rock, Arkansas	Northwest Arkansas	193
Road Trip #2			226
May 18	Northwest Arkansas	Springfield, Missouri	113
May 23	Springfield, Missouri	Northwest Arkansas	113
Road Trip #3			1,246
June 7	Northwest Arkansas	Frisco, Texas	322
June 14	Frisco, Texas	San Antonio, Texas	305
June 21	San Antonio, Texas	Northwest Arkansas	619
Road Trip #4			625
June 29	Northwest Arkansas	Springfield, Missouri	113
July 5	Springfield, Missouri	Wichita, Kansas	249
July 12	Wichita, Kansas	Northwest Arkansas	263
Road Trip #5			210
July 20	Northwest Arkansas	Tulsa, Oklahoma	105
July 25	Tulsa, Oklahoma	Northwest Arkansas	105
Road Trip #6			386
August 3	Northwest Arkansas	North Little Rock, Arkansas	193
August 8	North Little Rock, Arkansas	Northwest Arkansas	193
Road Trip #7			210
August 17	Northwest Arkansas	Tulsa, Oklahoma	105
August 22	Tulsa, Oklahoma	Northwest Arkansas	105
Road Trip #8			526
September 7	Northwest Arkansas	Wichita, Kansas	263
September 12	Wichita, Kansas	Northwest Arkansas	263
Total Miles	3,815 (Estimated ballpark-to-ballpark from Google Maps)		



ABOUT

2021 NATURALS

HISTORY

RECORDS

OPPONENTS

INFORMATION



DERRICK ADAMS @D_Adams2330 @d_adams23

LEFT-HANDED PITCHER

HEIGHT | WEIGHT | BATS | THROWS
6'3" | 215 | L | L

BORN: March 8, 1997 in Decatur, Alabama

OPENING DAY AGE: 24

RESIDES: Jacksonville, Alabama



CAREER HIGHLIGHTS

- **2019:** Named Idaho Falls Pitcher of the Year after posting a 2-1 record with four saves and a 2.54 ERA in a team-high-tying 18 relief appearances
- Did not allow a home run over 46.0 innings in the hitter-friendly Pioneer League.
- Earned the series-clinching win in both of Idaho Falls' series-clinching postseason games: Game 3 of the first round of the Pioneer League playoffs and in Game 3 of the Championship series en route to Idaho Falls' first title since 2013.
- Did not allow a run in exactly half (9 of 18) of his relief appearances, including a stretch of four in a row from July 19 to 30,
- Struck out at least one batter in 17 of 18 appearances, with two or more strikeouts 13 times, including each of his last four regular season games from August 23 to September 5.
- Twice struck out five batters in a game, most recently 8/27 across 4.0 innings against Great Falls.

AWARDS



ORGANIZATIONAL AWARDS & HONORS

(Idaho Falls Pitcher of the Year, 2019)



LEAGUE CHAMPION

(Pioneer League, Idaho Falls, 2019)

CAREER HIGHLIGHTS

DRAFTED: 27th Round (810th Overall) 2018, Jacksonville State (Alabama)

Professional Debut: June 16, 2019 (Idaho Falls) vs. Billings: 2.0 IP, 0 R, 3 K

First Professional Win: June 16, 2019 (Idaho Falls), 7-5W vs. Billings: 2.0 IP, 0 R, 3 K

SINGLE-GAME CAREER HIGHS

IP: 4.0, (8/27/19)

Home Runs: Has Not Allowed HR

Strikeouts: 5, 2x (Last: 8/27/19)

Hits: 7 (7/14/19)

Walks: 2, 2x (Last: 8/18/19)

Runs: 4, 2x (Last: 8/9/19)

Pitches Thrown: 54 (8/27/19)

Strikes Thrown: 35 (8/27/19)

Longest Scoreless Streak: 10.2 IP (7/19/19 to 8/9/19)

MISCELLANEOUS NOTES

- Currently resides in Jacksonville, Alabama during the offseason.
- Graduated from Austin High School (Alabama) where he was named team MVP as a junior and senior ... had a .350 batting average and 2.04 ERA in his high school career
- Named preseason All-Ohio Valley Conference in **2018** before making 15 starts as a junior at Jacksonville State.
- Earned All-Ohio Valley Conference Second Team honors in **2017** after recording career highs in innings (85.1) and strikeouts (94).
- Had a 1.90 ERA with 25 strikeouts in 28.1 innings across 14 appearances with Falmouth in the Cape Cod League in 2017.

CAREER STATISTICS

YEAR	CLUB	W	L	ERA	G	GS	CG	SHO	SV	IP	H	R	ER	HR	HB	BB	SO	WHIP	AVG
2019	Idaho Falls (R)	2	1	2.54	18	0	0	0	4	46.0	50	18	13	0	0	11	45	1.33	.276
2020	Did not play (no minor league season)																		
Minor League Totals		2	1	2.54	18	0	0	0	4	46.0	50	18	13	0	0	11	45	1.33	.276



BRHET BEWLEY

@brhet_bewley2
 @brhetbewley

INFIELDER

HEIGHT | WEIGHT | BATS | THROWS
 5'11" | 182 | R | R

BORN: January 30, 1997 in Temecula, California

OPENING DAY AGE: 24

RESIDES: Winchester, California



CAREER HIGHLIGHTS

- **2019:** Spent the entire season with Lexington (A), playing in 60 games, while slashing .252/.356/.307 (51-for-202) with one HR and 17 RBI.
- Played five different positions for the Legends, spending time at first, second and third base, as well as in left and right field, made at least one start at each position... Saw the most time at second base (32 games, 279.0 innings), with nine starts at first base (76.0 innings), eight at third (72.0 innings) and four in the outfield (33.2 innings).
- Had career-tying-best six-game hitting streak from June 30th to July 6, shortly after returning from inactive list... Went 7-for-26 (.269) in that span, hitting a home run, doubling and driving in two runs.
- **2018:** Split the season between Surprise (Rookie) and Burlington (AA), playing in 54 games between the two stops... combined to slash .291/.413/.394 (48-for-165) with 12 doubles, 1 homer and 12 RBI.
- Had two separate six-game hitting streaks... First was with Burlington July 12 to 19, going 8-for-20 (.400) with five walks... Hit safely in six straight again, August 21 to 26 with Burlington, going 10-for-29 (.345) with five doubles and seven runs scored, including his second three-hit game in three days.

AWARDS



LEAGUE CHAMPION

(South Atlantic League, Lexington Legends, 2019)

CAREER HIGHLIGHTS

DRAFTED: 32nd Round (962nd Overall) 2018, University of San Diego

Professional Debut: June 20, 2018 (Surprise): 0-for-3 vs AZL Rangers

First Professional Home Run: August 13, 2018 (Burlington) vs Princeton

SINGLE-GAME CAREER HIGHS

Hits: 3, 3x (Last: 7/12/19)

Doubles: 2 (8/21/18)

RBI: 3 (8/13/18)

Steals: 3, 2x (Last: 7/31/18)

Runs: 3 (8/25/19)

Home Runs: 1, 2x (Last: 7/1/19)

Walks: 3, 3x (Last: 6/20/19)

Hit Streak: 6 G, 3x (6/30/19 to 7/6/19)

MISCELLANEOUS NOTES

- Full name is **Brhet Carter Bewley** ... currently resides in Winchester, California during the offseason.
- Spent nearly three weeks of the 2019 season on the inactive list, losing his mother Claudia to a brain aneurysm on May 31.
- Finished sophomore season at the University of San Diego in 2017 with a 17-game on-base streak.
- Led San Diego in 2018 with eight HR and 44 RBI as a junior and hit .291 in 55 games.
- Graduated from Chaparral High School (California) in Temecula.
- In 2015, his senior year at Chaparral, Bewley spent 15 days in the hospital... Began as an asthma attack, developed into the flu and was eventually diagnosed with the flu with MRSA Super Bug (Methicillin-resistant Staphylococcus aureus)... Lost 17 pounds across the over two weeks... Was at times on multiple IVs, an oxygen machine and even a chest tube... Underwent CT scans, X-rays and countless tests... Underwent minor surgery to remove fluid from his lungs three times... Discharged from the hospital on February 22, 2015, worked to regain weight and re-develop muscle strength... Returned to school on March 10, cleared to play baseball again March 20, a game in which he singled to left in his first at-bat and turned a double play to end the game.

CAREER STATISTICS

YEAR	CLUB	AVG	G	AB	R	H	TB	2B	3B	HR	RBI	BB	IBB	SO	SB	CS	OBP	SLG	OPS
2018	Surprise (R)	.357	8	14	4	5	5	0	0	0	1	6	0	5	0	1	.550	.357	.907
	Burlington (R)	.285	46	151	25	43	60	12	1	1	11	27	0	34	7	1	.398	.397	.795
2019	Lexington (A)	.252	60	202	25	51	62	6	1	1	17	31	0	55	1	4	.356	.307	.663
2020																			
Did not play (no minor league season)																			
Minor League Totals		.270	114	367	54	99	127	18	2	2	29	64	0	94	8	6	.382	.346	.728



DAIRON BLANCO
OUTFIELDER
HEIGHT | WEIGHT | BATS | THROWS
6'0" | 190 | R | R
BORN: April 26, 1993 in Camaguey, Cuba
OPENING DAY AGE: 28
RESIDES: Cotuí, Dominican Republic

@daironblanco



CAREER HIGHLIGHTS

- **2019:** Acquired by Kansas City with RHP Ismael Aquino on July 27 for Jake Diekman... At the time of he trade, he led the Midland Rockhounds in hits, total bases, RBI and stolen bases.
- Was a Texas League Mid-season All Star, represented Midland... Also named an MiLB.com Organization All-Star for Oakland.
- Between Midland and Northwest Arkansas, finished the season as the Texas League leader in triples with 13... Was fourth in steals with 33, first in caught stealing with 13 and 10th in runs with 67... 13 triples also tied for the lead across all Double-A players, ranking third in all of Minor League Baseball.
- **2018:** In his first season in the A's organization, he ranked third among Oakland farmhands in triples (10) and tied for sixth in stolen bases (22)... Tied for second in the California league in triples, while ranking tied for sixth in stolen bases.
- Compiled a career-best 15-game hitting streak from June 13 to 30, going 25-for-61 (.410) with 6 XBH.
- Was the MVP (Top Star) of the California League. All-Star game went 4-for-5 with a homer, a double, a stolen base and a pair of runs

AWARDS

- ★ **ORGANIZATIONAL AWARDS & HONORS**
(MiLB.com Organization All-Star, 2019, Oakland)
- ★ **LEAGUE AWARDS & HONORS**
(Mid-season All Star, California League, 2018)
(California League All-Star Game Top Star, 2018)
(Mid-season All Star, Texas League, 2019)

CAREER HIGHLIGHTS

SIGNED: December 18, 2017 by Oakland Athletics as an Intentional Free Agent
ACQUIRED: Trade with Oakland (July 27, 2019) with RHP Ismael Aquino for LHP Jake Diekman.
Professional Debut: April 5, 2018 (Stockton): 0-for-4 vs Lake Elsinore
First Professional Homer: April 24, 2018 (Stockton) vs Rancho Cucamonga

SINGLE-GAME CAREER HIGHS

Hits: 4, 2x (Last: 7/2/18) **Runs:** 3, 3x (Last: 7/11/19)
Triples: 2 (6/11/18) **Home Runs:** 2 (5/23/19)
RBI: 4 (4/10/19) **Walks:** 3 (7/7/19)
Steals: 2, 7x (Last: 8/25/19) **Hit Streak:** 15 G (6/13/18 to 6/30/18)

MISCELLANEOUS NOTES

- Full name is **Dairon Blanco Lamadrid** ... currently resides in Cotuí, Dominican Republic during the offseason.
- Left Cuba in May 2016 at 23 years old to pursue a Major League career
- From 2012 to 2016 with Ganaderos de Camaguey, Industriales de La Habana and Alazanes de Granma in Cuba's Serie Nacional, Blanco slashed .303/.369/.409 (245-for-809) in 916 plate appearances over four seasons, with 52 steals... Struck out in just 12.9 percent of his professional plate appearances in Cuba's National League and walked at an 8.9 percent rate.
- Hit hit a career-best eight homers with a career-best 29 steals in the 2015-16 season, leading the league in that department, while slashing .296/.352/.427 (99-for-335).
- Best batting average came in the 2013-14 season, where he hit .367 (33-for-90) with an .809 OPS across 35 games for Camaguey.
- Won a Gold Glove in the 2014-15 season, spending time at all three outfield positions.
- Slashed .314/.404/.407 (27-for-86) in 24 Puerto Rican Winter League games in the 2018-19 season... Slashed .283/.335/.345 (41-for-145) across 43 Dominican Winter League games in the 2019-20 season.

CAREER STATISTICS

YEAR	CLUB	AVG	G	AB	R	H	TB	2B	3B	HR	RBI	BB	IBB	SO	SB	CS	OBP	SLG	OPS
2018	Stockton (A+)	.291	82	313	39	91	127	13	10	1	37	25	0	66	22	2	.342	.406	.748
2019	Midland (AA)	.276	78	301	57	83	141	13	12	7	44	29	0	95	27	7	.342	.468	.811
	NW ARKANSAS (AA)	.230	32	126	10	29	38	7	1	0	5	8	0	42	6	6	.281	.302	.583
2020	Did not play (no minor league season)																		
Minor League Totals		.274	192	740	106	203	306	33	23	8	86	62	0	203	55	15	.332	.414	.746

ABOUT

2021 NATURALS

HISTORY

RECORDS

OPPONENTS

INFORMATION



JONATHAN BOWLAN

@jon.b.ii

RIGHT-HANDED PITCHER

HEIGHT | WEIGHT | BATS | THROWS
6'6" | 240 | R | R

BORN: December 1, 1996 in Arlington, Tennessee

OPENING DAY AGE: 24

RESIDES: Arlington, Tennessee



CAREER HIGHLIGHTS

- **2021:** As a Non-Roster Invitee to Big League Spring Training, appeared in 2 Cactus League games for the Royals, pitching to a 18.00 ERA (4 ER in 2.0 IP) with 4 K.
- **2020:** Was a late addition to the Royals' Alternate Training Site in Kansas City and participated in the Royals' postseason camp/instructional league at Kauffman Stadium in October.
- **2019:** Split the year between Lexington (A) and Wilmington (A+), combining to go 11-5 with a 3.1 ERA (51 ER in 146.0 IP) with 150 strikeouts (9.24 K/9), compared to just 23 walks (1.42 BB/9).
- Among Royals farmhands, he ranked tied for second in wins, third in strikeouts, fifth in innings, eighth in starts (23) ... also among pitchers who worked at least 80.0 innings, ranked first in strikeouts/walk ratio (6.52), second in whip (0.99) and eighth in ERA (3.14).
- Threw the second no-hitter in Wilmington (A+) history on July 15, recording nine strikeouts and no walks on 98 pitches (63 strikes) ... the lone base runner reached on a throwing error in the second inning ... earned Carolina League Pitcher of the Week honors on July 21.
- Named a South Atlantic League mid-season All-Star, working 0.2 inning and allowing one hit with one strikeout in the contest in Charleston, West Virginia.
- Tallied a career-high nine strikeouts in five different starts, including his first outing of the year vs. West Virginia (6.0 IP).
- Held opponents to a .227 batting average (121-533), which included right-handers batting .216 (69-for-320) against him.
- **2018:** Made nine starts for Idaho Falls (Rookie Advanced) during his first professional season ... earned his first victory on July 7 at Orem, allowing one run on two hits over 5.0 innings, with a season-high six strikeouts.
- After pitching to a 2.25 ERA (4 ER in 16.0 IP) over his first four starts, surrendered seven earned runs in consecutive outings (July 14, 21), opening a four-start losing streak (July 14 – August 20).

AWARDS



LEAGUE AWARDS & HONORS

(Mid-season All-Star, South Atlantic League, 2019)
(Pitcher of the Week, Carolina League, 7/21/2019)



LEAGUE CHAMPION

(Carolina League, Wilmington, 2019)

CAREER HIGHLIGHTS

DRAFTED: 2nd Round (58th Overall) 2018, University of Memphis

Professional Debut: June 19, 2018 (Idaho Falls) vs. Grand Junction: 3.0 IP; 2 R, 1 K

First Professional Win: July 7, 2018 (Idaho Falls), 11-8W vs. Orem: 5.0 IP; 1 R, 6 K

Prospect Ranking: Enters 2021 as the No. 8 prospect in the Royals system according to MLB Pipeline... Baseball America's No. 9 Royals prospect.

SINGLE-GAME CAREER HIGHS

IP: 9.0 (7/15/19)

Home Runs: 2 (7/21/18)

Strikeouts: 9, 5x (Last: 7/21/19)

Hits: 12 (7/21/18)

Walks: 4 (8/14/18)

Runs: 7, 2x (Last: 7/21/18)

Pitches Thrown: 98, 3x (Last: 8/1/19) **Strikes Thrown:** 65 (6/13/19)

Longest Scoreless Streak: 10 IP (7/15/19 to 7/21/19)

MISCELLANEOUS NOTES

- Currently resides in Arlington, Tennessee during the offseason.
- **2016-2018:** Pitched collegiately at the University of Memphis for three seasons, where he posted a 3.71 ERA (35 ER in 85.0 IP) with 104 strikeouts in 2018 as a junior for the Tigers ... fanned a school record and 2018 Division 1-best 18 hitters in a complete game win over South Florida (2 ER, 9.0 IP) on April 28.
- **2015:** Graduated from Bartlett High School (Tennessee) where he was named Male Athlete of the Year as a senior ... played the first three years of high school baseball at Arlington High School, helped them to a state championship in 2012 as a freshman.
- His father, Mark, threw the lone perfect game in the history over the University of Memphis program (1987 - 1989) and pitched two seasons (44 games) in the St. Louis Cardinals' organization (1989 & 1991).

CAREER STATISTICS

YEAR	CLUB	W	L	ERA	G	GS	CG	SHO	SV	IP	H	R	ER	HR	HB	BB	SO	WHIP	AVG
2018	Idaho Falls (R)	1	4	6.94	9	9	0	0	0	35.0	51	30	27	6	0	9	23	1.71	.329
2019	Lexington (A)	6	2	3.36	13	11	0	0	1	69.2	55	30	26	4	8	10	74	0.93	.216
	Wilmington (A+)	5	3	2.95	13	12	1	1	0	76.1	66	25	25	5	0	13	76	1.03	.237
2020																			
Did not play (no minor league season)																			
Minor League Totals		12	9	3.88	35	32	1	1	1	181.0	172	85	78	15	8	32	173	1.13	.250



DENNICHER CARRASCO

@d.carrasco21

INFIELDER

HEIGHT | WEIGHT | BATS | THROWS
5'11" | 195 | R | R

BORN: October 12, 1995 in Santo Domingo Centro, D.R.

OPENING DAY AGE: 25

RESIDES: Santo Domingo, Dominican Republic



CAREER HIGHLIGHTS

- **2019:** Spent the entire season with Wilmington (A+), playing in 120 games while hitting .246/.302/.392 (101-for-411) with nine home runs and a career-high 58 runs batted in... Led the Blue Rocks in RBI during the regular season
- Homered twice during the postseason, both homers coming in series-clinching games: Game 4 of the Mills Cup Semifinals and Game 5 of the Carolina League championship.
- Ended the regular season with a nine-game stretch where he hit .352 (12-for-34) with five extra-base hits and seven runs batted in
- **2018:** Missed more than three weeks from April 21 to May 13 with an ankle injury, and was placed on the disabled list again on July 14 with a thumb injury, ending his season.
- Hit safely in 13 of 14 games between April 17 and May 23, around his DL stint... In that time, hit .382 (21-for-55) with five multi-hit performances... Including a career-best five-hit game May 21 against the Rome Braves, where he went 5-for-6 with five singles, while also driving in two runs as well.
- Exclusively played third base for the Legends, making 57 starts, but also committing a team-worst 20 errors in 152 chances (.868 fielding %).
- **2017:** Spent the entire season with Burlington (R), playing in 61 games in the Appalachian League while hitting a career best .288/.322/.500 (68-for-236) with a .822 OPS... Led the B-Royals with in doubles (14), home runs (10) and RBI (41).
- Ranked third in the Appalachian League in home runs, third in 118 total bases, sixth in slugging percentage (.500), seventh in runs batted in, seventh in extra-base hits (27) and eighth in hits (68).
- Split time in the field between first base (21 starts) and third base (34 starts). Did not commit an error in 157 chances at first.
- **2016:** Spent the entire season in the Dominican Summer League with the DSL Royals (R), playing in 63 games while slashing .263/.365/.406 (59-for-224) with a .771 OPS... Led his team in home runs (7) and walks (33)... Ranked tied for fifth in the league in home runs... Exclusively played first base (57 starts) with starts at DH as well.

AWARDS



LEAGUE CHAMPION

(South Atlantic League, Lexington, 2018)

(Carolina League, Wilmington, 2019)

CAREER HIGHLIGHTS

SIGNED: November 16, 2015 by Kansas City as an Intentional Free Agent

Professional Debut: June 6, 2016 (DSL Royals): 1-for-3 vs DSL Rays

First Professional Homer: June 17, 2016 (DSL Royals) vs DSL Dodgers

SINGLE-GAME CAREER HIGHS

Hits: 5 (5/21/18)

Doubles: 2, 8x (Last: 6/24/16)

RBI: 4, 3x (Last: 6/29/19)

Steals: 2 (7/6/16)

Runs: 3, 4x (Last: 8/30/19)

Home Runs: 2, 2x (Last: 4/17/18)

Walks: 3, 2x (Last: 8/13/16)

Hit Streak: 7G, 2x (4/17/18 to 5/15/18)

MISCELLANEOUS NOTES

- Currently resides in Santo Domingo, Dominican Republic during the offseason.
- Has spent the past two off-seasons playing in the Dominican Winter League, for the Gigantes del Cibao (2019-20) and Tigres del Licey (2020-21).

CAREER STATISTICS

YEAR	CLUB	AVG	G	AB	R	H	TB	2B	3B	HR	RBI	BB	IBB	SO	SB	CS	OBP	SLG	OPS
2016	DSL Royals (R)	.263	63	224	43	59	91	11	0	7	26	33	0	42	5	3	.365	.406	.771
2017	Burlington (R)	.288	61	236	34	68	118	14	3	10	41	12	0	38	1	0	.322	.500	.822
2018	Lexington (A)	.250	62	232	34	58	99	9	1	10	30	11	0	58	2	3	.294	.427	.721
2019	Wilmington (A+)	.246	120	411	47	101	161	29	2	9	58	34	2	127	7	4	.302	.392	.694
2020	Did not play (no minor league season)																		
Minor League Totals		.259	306	1103	158	286	569	63	6	36	155	90	2	265	15	10	.318	.425	.743



ANGELO CASTELLANO

INFIELDER

HEIGHT | WEIGHT | BATS | THROWS
6'0" | 165 | R | R

BORN: January 13, 1995 in San Diego, Venezuela

OPENING DAY AGE: 26

RESIDES: San Diego, Venezuela

@elcaste13



CAREER HIGHLIGHTS

- **2019:** Split the season between Wilmington (A+) and Northwest Arkansas (AA) ... across 97 games, slashed .211/.297/.318 with five home runs and 26 runs batted in ... began the season at Wilmington, was promoted to Double-A on May 10 and stayed with the Naturals for the remainder of the season.
- Drove in a season-high four runs with a 3-for-3 night, connecting on a two-run home run and singling twice in a 7-6 win over the Springfield Cardinals.
- Had the first two-homer game of his career, hitting two solo home runs on July 19 against the Amarillo Sod Poodles at Hodgetown.
- **2018:** Spent the entire season with Wilmington (A+), slashing .221/.290/.291 (83-for-375) across 120 games as the Blue Rocks' everyday shortstop.
- **2017:** Playing for the Lexington Legends (A), hit eight home runs in 433 at-bats (54.1 AB/HR) after hitting just two HR in his previous 957 at-bats (478.5 AB/HR).
- Slashed .245/.327/.342 (106-for-433) across 116 games in his first full season of Minor League Baseball, largely playing shortstop with a .972 fielding percentage at that position, but made starts at second (10) and third base (6) as well.
- **2016:** Slashed a career-best .283/.351/.384 (67-for-237) with the Idaho Falls Chukars and drove in 47 runs, hitting his first two professional home runs ... struck out once every 10.50 plate appearances, the fifth-best rate in the Pioneer League ... made starts at second base (36), shortstop (15) and third base (13).
- **2015:** Spent most of the season with the Burlington Royals (Rookie) in the Appalachian League, playing for 2021 Nationals manager Scott Thorman and slashing .230/.283/.268 (49-for-58) and was promoted to Lexington (A) at the end of the Appy League season, for the final few games in the South Atlantic League, making his first jump to full-season baseball and going 2-for-16 with one RBI and only one strikeout.
- **2014:** Spent the entire season with the Burlington Royals (Rookie) in his stateside debut ... slashed .183/.232/.235 (21-for-115) across 42 games.
- **2012-2013:** Played his first two professional seasons in the Dominican Summer League with the Dominican Royals (Rookie) ... across 119 games, Castellano slashed .258/.361/.298 (97-for-376) with 11 doubles, 55 walks and 35 runs batted in named the 2013 Dominican Royals Rookie Player of the Year after hitting .268 (59-for-223) with 25 runs batted in and 30 walks to 25 strikeouts (1.2 BB/K).

AWARDS



LEAGUE CHAMPION

(Carolina League, Wilmington, 2019)

CAREER HIGHLIGHTS

SIGNED: July 16, 2011 by Kansas City as an Intentional Free Agent

Professional Debut: June 2, 2012 (DSL Royals): 1-for-4 vs DSL Dodgers

First Professional Homer: September 2, 2016 (DSL Royals) vs DSL Dodgers

SINGLE-GAME CAREER HIGHS

Hits: 4, 5x (Last: 8/18/17)

Doubles: 2, 5x (Last: 9/1/19)

RBI: 4, 5x (Last: 5/18/19)

Steals: 2 (7/13/16)

Runs: 5 (6/26/16)

Home Runs: 2 (7/19/19)

Walks: 3, 4x (Last: 8/2/17)

Hit Streak: 9 G, 2x (8/17/17 to 8/25/17)

MISCELLANEOUS NOTES

- Full name is **Angelo Alfonso Castellano** ... currently resides in San Diego, Venezuela during the offseason.

CAREER STATISTICS

YEAR	CLUB	AVG	G	AB	R	H	TB	2B	3B	HR	RBI	BB	IBB	SO	SB	CS	OBP	SLG	OPS
2012	DSL Royals (R)	.248	52	153	19	38	43	3	1	0	10	25	0	19	4	6	.366	.281	.647
2013	DSL Royals (R)	.265	67	223	25	59	69	8	1	0	25	30	0	25	9	5	.358	.309	.667
2014	Burlington (R)	.183	42	115	11	21	27	6	0	0	8	6	0	15	4	0	.232	.235	.467
2015	Burlington (R)	.230	58	213	24	49	57	4	2	0	17	13	0	26	2	2	.283	.268	.550
	Lexington (A)	.125	4	16	1	2	2	0	0	0	1	0	0	1	0	0	.176	.125	.301
2016	Idaho Falls (R)	.283	64	237	50	67	91	10	4	2	47	21	0	26	11	5	.351	.384	.735
2017	Lexington (A)	.245	116	433	63	106	148	14	2	8	43	51	0	81	19	10	.327	.342	.668
2018	Wilmington (A+)	.221	120	375	39	83	109	16	2	2	36	35	2	81	12	9	.290	.291	.581
2019	Wilmington (A+)	.190	25	63	4	12	17	3	1	0	5	7	0	12	4	2	.297	.270	.567
	NW ARKANSAS (AA)	.217	72	217	19	47	72	8	1	5	21	22	0	57	6	3	.296	.332	.628
2020	Did not play (no minor league season)																		
Minor League Totals		.237	620	2045	255	484	635	72	14	17	213	210	2	343	71	42	.315	.311	.625



DYLAN COLEMAN

RIGHT-HANDED PITCHER

HEIGHT | WEIGHT | BATS | THROWS
6'5" | 215 | R | R

BORN: September 16 1996 in Potosi, Missouri

OPENING DAY AGE: 24

RESIDES: Mineral Point, Missouri



CAREER HIGHLIGHTS

- **2020:** Traded to Kansas City by the San Diego Padres on November 5 as the "player to be named later" in the August 29 trade that sent Trevor Rosenthal to the Padres and netted the Royals Edward Olivares.
- **2019:** Split the year between the Arizona Rookie League (AZL) Padre, Fort Wayne TinCaps (A) and Lake Elsinore Storm (A+), combining to go 4-3 with a 3.18 ERA (12 ER in 34.0 IP) with 39 strikeouts (10.32 K/9), compared to 17 walks (4.5 BB/9).
- Largely pitched out of the bullpen, but did make two 2.0-inning starts for the AZL Padres.
- **2018:** Split the year between Tri-City (A-) and Fort Wayne (A), combining to go 1-2 with a 3.18 ERA (8 ER in 22.2 IP) with 29 strikeouts (11.51 K/9), compared to 11 walks (4.37 BB/9).
- Recorded at least 1 strikeout in 16 of his 17 appearances out of the bullpen.

CAREER HIGHLIGHTS

DRAFTED: 4th Round (111th) 2018, Missouri State by *SAN DIEGO*

ACQUIRED: Trade from San Diego (as PTBNL) with OF Edward Olivares for RHP Trevor Rosenthal... Announced on 8/29/20, completed on 11/5/20.

Professional Debut: June 19, 2018 (Tri-City) vs. Salem-Keizer: 1.0 IP, 2 R, 1 K

First Professional Win: August 2, 2018 (Fort Wayne), 5-4 W vs. Dayton: 1.0 IP, 0 R, 1 K

SINGLE-GAME CAREER HIGHS

IP: 3.0 (8/31/19)

Home Runs: 1, 2x (Last: 7/14/19)

Strikeouts: 4 (8/4/19)

Hits: 3, 7x (Last: 8/20/19)

Walks: 3, 2x (Last: 8/27/19)

Runs: 6 (4/6/19)

Pitches Thrown: 38 (8/22/18)

Strikes Thrown: 23, 2x (Last: 8/28/19)

Longest Scoreless Streak: 10.2 IP (6/23/18 to 7/26/18)

MISCELLANEOUS NOTES

- Full name is **Dylan David Coleman** ... currently resides in Mineral Point, Missouri during the offseason (one hour SW of St. Louis).
- **2016-2018:** Attended Missouri State University ... as a junior in 2018, went 10-2 in 17 outings with 129 strikeouts in 102.2 innings (11.3 K/9) and was named preseason All-Missouri Valley Conference ... led the Bears with eight wins in 2017 and posted a Missouri Valley Conference-best 106 strikeouts in 99.1 innings, while leading MSU to a conference regular season title and an NCAA Regional Title ... named a Collegiate Baseball Louisville Slugger Freshman All-American in 2016.
- **2015:** Graduated from Potosi High School (Missouri), where he earned All-State honors as a senior in both baseball and basketball. ... Scored more than 2,300 points, breaking a 45-year school scoring record.

CAREER STATISTICS

YEAR	CLUB	W	L	ERA	G	GS	CG	SHO	SV	IP	H	R	ER	HR	HB	BB	SO	WHIP	AVG
2018	Tri-City (A-)	0	0	3.00	5	0	0	0	1	6.0	6	3	2	0	2	2	7	1.33	.273
	Fort Wayne (A)	1	2	3.24	13	0	0	0	3	16.2	14	7	6	0	0	9	22	1.38	.226
2019	AZL Padres 1 (R)	2	1	2.37	16	2	0	0	1	19.0	15	8	5	2	1	6	26	1.11	.214
	Fort Wayne (A)	2	1	2.13	9	0	0	0	0	12.2	13	7	3	0	0	8	12	1.66	.265
	Lake Elsinore (A+)	0	1	15.43	2	0	0	0	0	2.1	4	6	4	0	0	3	1	3.00	.333
2020		Did not play (no minor league season)																	
Minor League Totals		5	5	3.18	45	2	0	0	5	56.2	52	31	20	2	3	28	68	1.41	.242



AUSTIN COX

Twitter: @AustinJCox8
Instagram: @austincox8

LEFT-HANDED PITCHER

HEIGHT: 6'4" | WEIGHT: 235 | BATS: L | THROWS: L

BORN: March 28, 1997 in Macon, Georgia

OPENING DAY AGE: 24

RESIDES: Forsyth, Georgia



CAREER HIGHLIGHTS

- **2021:** Non-Roster invitee to Big League Spring Training ... Appeared in 3 Cactus League games, pitching to a 0.00 ERA (0 ER in 4.1 IP) with 2 BB and 6 K.
- **2020:** Spent the season at the Alternate Training Site in Kansas City, Kansas ... Participated in the Royals' postseason camp/instructional league at Kauffman Stadium in October.
- **2019:** Named a South Atlantic League midseason All-Star, splitting the season between Lexington (A) and Wilmington (A+).
- His eight wins were fourth among Royals minor league pitchers, only training Brady Singer (12), Jonathan Bowlan (11) and Kris Bubic (11).
- Went 5-0 with a 1.79 ERA (10 ER in 50.1 IP) over his last eight starts with the Legends ... Tossed 6.1 innings of one-hit ball on May 28 at West Virginia, which earned him SAL Pitcher of the Week honors
- Joined Wilmington on June 23, recorded a career-high 10 strikeouts and no walks over 7.0 innings on July 23 vs. Potomac, his sixth start with the Blue Rocks. Tossed 12.0 scoreless innings with 14 strikeouts (three walks) over two postseason starts, including 6.0 innings of one-hit ball in a Game 4 victory (2-0) in the Carolina League Championship Series.
- **2018:** Recorded 51 strikeouts in 33.1 innings (13.8 K/9), pitching at Burlington (Rookie).
- Struck out a season-high nine batters over 3.2 innings in his second pro start, July 2 at Bluefield ... matched that total over 5.0 innings in his next outing, July 8 vs. Greenville.
- Collected his first victory on July 22, allowing one earned run on five hits over 4.0 innings, in a 9-2 triumph at Greenville.

AWARDS



LEAGUE AWARDS & HONORS

(Mid-season All Star, South Atlantic League, 2019)
(Pitcher of the Week, South Atlantic League, 6/2/2019)



LEAGUE CHAMPION

(Carolina League, Wilmington, 2019)

CAREER HIGHLIGHTS

DRAFTED: 5th Round (152nd Overall) 2018, Mercer University (Macon, Georgia)

Professional Debut: June 24, 2018 (Burlington) vs. Bluefield: 3.0 IP, 1 R, 5 K

First Professional Win: July 22, 2018 (Burlington), 9-2 W vs. Greenville: 5.0 IP, 2 R, 3 K

Prospect Ranking: Enters 2021 as the No. 10 prospect in the Royals system according to MLB Pipeline... Baseball America's No. 11 Royals prospect.

SINGLE-GAME CAREER HIGHS

IP: 8.0 (6/14/19) **Home Runs:** 1, 3x (Last: 7/5/19)
Strikeouts: 10 (7/23/19) **Hits:** 9 (6/30/19)
Walks: 5 (4/25/19) **Runs:** 5, 4x (Last: 6/30/19)
Pitches Thrown: 119 (6/14/19) **Strikes Thrown:** 84 (6/14/19)
Longest Scoreless Streak: 15.1 IP (5/23/19 to 6/4/19)

MISCELLANEOUS NOTES

- Currently resides in Forsyth, Georgia, during the offseason.
- **2016-2018:** Attended Mercer University (Georgia) became the fifth-highest MLB Draft selection in program history (152nd overall pick, fifth round) ... in 2018, Cox recorded the second-best strikeout rate among NCAA Division 1 pitchers (12.7 K/9) in 2018, posting 124 K's ... ranked 5th in the south Conference with seven victories during his junior campaign (2018), also leading the team in starts (17) ... had three starts with double-digit strikeouts, including a career-best 13 of them in 5.0 innings on February 23 vs. UNC-Asheville.
- Cox's alma mater, Mercer University, has produced 13 big leaguers since the program's inception in 1897 ... Mariners outfielder Kyle Lewis is the most recent. Cox could be next.
- **2015:** Graduated from First Presbyterian Day School (Georgia), the same school as Royals pitcher Richard Lovelady ... pitched to a 2.19 ERA during his prep career and served as captain of the football team.

CAREER STATISTICS

YEAR	CLUB	W	L	ERA	G	GS	CG	SHO	SV	IP	H	R	ER	HR	HB	BB	SO	WHIP	AVG
2018	Burlington (R)	1	1	3.78	9	9	0	0	0	33.1	29	19	14	1	1	15	51	1.32	.228
2019	Lexington (A)	5	3	2.75	13	13	0	0	0	75.1	59	30	23	5	1	22	77	1.08	.206
	Wilmington (A+)	3	3	2.77	11	10	0	0	0	55.1	53	19	17	6	1	16	52	1.25	.260
2020	Did not play (no minor league season)																		
Minor League Totals		9	7	2.96	33	32	0	0	0	164.0	141	68	54	12	3	53	180	1.18	.229



TYLER CROPLEY

CATCHER

HEIGHT 5'11" | WEIGHT 185 | BATS R | THROWS R

BORN: December 10, 1995 in Sioux City, Iowa

OPENING DAY AGE: 25

RESIDES: McCook Lake, South Dakota

@TylerCropley
@tylercropley5



CAREER HIGHLIGHTS

- **2020:** Released by the Washington Nationals on May 27 ... signed with Kansas City on October 8.
- **2019:** Limited to 41 games with the Hagerstown Suns (A) and spent time on the injured list ... did not see his first game action until April 29, went on to slash .187 /.294/.276 (23-for-123) with two home runs and eight runs batted in.
- Hit .273 (9-for-33) in May, driving in six of his 8 RBI.
- **2018:** Selected by Washington in the eighth round of the First Year Player Draft, 251st overall ... the first Hawkeye catcher drafted in top eight rounds since 1972.
- Slashed .310/.453/.357 across 14 games between the GCL Nationals (R) and Auburn (A-) in his professional debut, also driving in nine runs.

CAREER HIGHLIGHTS

DRAFTED: 8th Round (251st) 2018, University of Iowa by WASHINGTON

SIGNED: October 8, 2020: Signed by Kansas City as an MiLB Free Agent

Professional Debut: June 21, 2018 (GCL Nationals) 1-for-3 vs GCL Cardinals

First Professional Homer: May 26, 2019 (Hagerstown) vs. Delmarva

SINGLE-GAME CAREER HIGHS

Hits: 2, 7x (Last: 8/4/19)

Doubles: 2 (5/10/19)

RBI: 3 (7/18/18)

Steals: 1, 2x (Last: 5/3/19)

Runs: 2, 3x (Last: 7/4/19)

Home Runs: 1, 3x (Last: 6/12/19)

Walks: 2, 4x (Last: 6/30/19)

Hit Streak: 5 G, 2x (5/3/19 to 5/21/19)

MISCELLANEOUS NOTES

- Currently resides in McCook Lake, South Dakota during the offseason.
- **2017-2018:** Transferred to the University of Iowa for his final two seasons of college ... was a semifinalist for the Johnny Bench Award as a senior in 2018 and was a first-team All-Big Ten selection after leading the Hawkeyes in batting average (.342) with 29 extra-base hits and 50 RBI in 53 games, tied for the conference lead with 20 doubles ... Second team All-American by Collegiate Baseball ... Midwest ABCA/Rawlings Second-Team All-Region honoree ... threw out a Big 10-most 19 would-be-base runners as a junior.
- **2015-2016:** Attended Iowa Western CC, where he led the lead to a 106-22 record over two seasons, winning back-to-back conference titles and finished fourth at the NJCAA World Series in 2016.

CAREER STATISTICS

YEAR	CLUB	AVG	G	AB	R	H	TB	2B	3B	HR	RBI	BB	IBB	SO	SB	CS	OBP	SLG	OPS
2018	GCL Nationals (R)	.367	10	30	3	11	12	1	0	0	8	8	0	2	1	0	.513	.400	.913
	Auburn (A-)	.167	4	12	3	2	3	1	0	0	1	1	0	1	0	0	.286	.250	.536
2019	Hagerstown (A)	.187	41	123	14	23	34	5	0	2	8	12	0	32	1	2	.294	.276	.570
2020	Did not play (no minor league season)																		
Minor League Totals		.218	55	165	20	36	49	7	0	2	17	21	0	35	2	2	.337	.297	.634

ABOUT

2021 NATURALS

HISTORY

RECORDS

OPPONENTS

INFORMATION



GARRETT DAVILA

@GarrettDavila13

@garrettdavila

LEFT-HANDED PITCHER

HEIGHT | WEIGHT | BATS | THROWS
6'2" | 180 | L | L

BORN: January 17, 1997 in Dallas, Texas

OPENING DAY AGE: 24

RESIDES: Belmont, North Carolina



CAREER HIGHLIGHTS

- **2019:** Missed the entire season due to injury ... underwent Tommy John surgery
- **2018:** Spent his second full season with Lexington (A) as a member of the South Atlantic League Championship team.
- Made 18 starts and seven relief outings ... carried a 3.98 ERA (36 ER/81.1 IP) as a starter and a 4.91 ERA (14 ER/25.2 IP) as a reliever.
- Logged seven quality starts in his 18 opportunities, matching a career-high seven innings on two occasions.
- Struck out a career-high nine batters in 4.1 innings of relief on July 12 against Augusta.
- Held right-hand hitters to a .229 (64-for-279) average compared to a .248 (30-for-121) clip against left-handed hitters.
- Recorded his best stretch from July 17 to August 17 working in six games, making two starts ... went 4-1 with a 3.12 ERA (9 ER/26.0 IP) with a 1.18 WHIP.
- **2017:** Pitched his first full professional season with Lexington (A) ... logged a career-high 125.2 innings with 92 strikeouts.
- Posted his best month in August making five appearances, four starts, with a 2-1 record and a 1.64 ERA (4 ER/22.0 IP) with an opponent's average of .208 ... took a perfect game into the sixth inning on August 3 against Hickory to earn his first victory in six outings ... finished with a final line of 6.0 innings, one hit, no runs, four strikeouts, two walks and two hit batsmen.
- **2016:** Ranked as the Royals' No. 19 prospect by MLB Pipeline entering season ... spent his first season of professional baseball with Burlington (Rookie) ... started his professional career with 12.2 innings of scoreless baseball ... won seven of his 12 outings and did not allow more than four runs in a single game.
- Named a *Baseball America* Rookie All-Star, ranking among the Appalachian League leaders in wins (tied for second), ERA (third), innings (tied for fourth) and opponents' average (fifth).
- Fanned five or more hitters in seven of his 12 starts for the B-Royals.
- **2015:** Was not assigned an affiliate following the 2015 Draft and pitched in extended spring training in Arizona.

AWARDS



BASEBALL AMERICA ROOKIE ALL-STAR

(Burlington Royals, 2016)



LEAGUE CHAMPION

(South Atlantic League, Lexington Legends, 2018)

CAREER HIGHLIGHTS

DRAFTED: 4th Round (129nd Overall) 2015, South Point HS (North Carolina)

Professional Debut: June 25, 2016 (Burlington), 5-0W vs. Princeton: 5.2 IP, 0 R, 5 K

First Professional Win: June 25, 2016 (Burlington), 5-0W vs. Princeton: 5.2 IP, 0 R, 5 K

SINGLE-GAME CAREER HIGHS

IP: 7.0, 2x (Last: 5/24/18)

Home Runs: 3, 2x (Last: 6/30/18)

Strikeouts: 9 (7/12/18)

Hits: 10 (7/10/17)

Walks: 6 (7/30/18)

Runs: 9 (5/31/17)

Pitches Thrown: 102 (7/23/17)

Strikes Thrown: 69 (7/10/17)

Longest Scoreless Streak: 12.2 IP (6/25/16 to 6/30/16)

MISCELLANEOUS NOTES

- Full name is **Garrett Oscar Davila** ... currently resides in his hometown of Belmont, North Carolina during the offseason.
- Native of Dallas, Texas ... moved to Belmont, North Carolina in August, 2011 ... bypassed an opportunity to pitch for the University of Tennessee when he signed with Kansas City.
- Became the highest draft pick out of Gaston County since Chris Mason was selected in the 2nd round by Tampa Bay in 2005.
- His senior season at South Point High School (N.C.), he finished 8-0 with a 0.11 ERA and 116 strikeouts in 64.1 innings ... he held opponents scoreless over the entire season until his final appearance, a first-round playoff victory ... led South Point to a Big South 2A/3A Conference title and earned Big South and Gazette Player of the Year honors.

CAREER STATISTICS

YEAR	CLUB	W	L	ERA	G	GS	CG	SHO	SV	IP	H	R	ER	HR	HB	BB	SO	WHIP	AVG
2016	Burlington (R)	7	0	2.77	12	12	0	0	0	65.0	56	21	20	2	3	27	55	1.28	.237
2017	Lexington (A)	8	8	5.08	27	21	0	0	3	125.2	127	78	71	8	18	52	92	1.42	.265
2018	Lexington (A)	7	7	4.21	25	18	0	0	0	107.0	94	58	50	22	9	49	84	1.34	.235
2019	Did not play (injured)																		
2020	Did not play (no minor league season)																		
Minor League Totals		22	15	4.26	64	51	0	0	3	292.2	277	157	141	32	30	128	231	1.38	.248



YEFRI DEL ROSARIO

RIGHT-HANDED PITCHER

HEIGHT | WEIGHT | BATS | THROWS
6'2" | 180 | R | R

BORN: September 23, 1999 in Miches, D.R.

OPENING DAY AGE: 21

RESIDES: Miches, Dominican Republic

@del_rosario0923



CAREER HIGHLIGHTS

- **2020:** Joined the Royals' fall instructional league at Kauffman Stadium in 2020.
- **2019:** Entered the season as the Royals No. 23 prospect according to MLB.com, but did not pitch due to injury ... Had a nerve issue in his right bicep, only treatment was rest ... Was able to return during the fall to throw in simulated games.
- **2018:** Made his debut in the Royals' organization in June and posted a 3.19 ERA with Lexington ... Would have ranked ninth in the South Atlantic League if he had enough innings to qualify.
- Went 6-0 in his last seven starts with a 1.10 ERA (5 ER in 41.0 IP) and .184 opponents' average, and named Lexington's Pitcher of the Month for August.
- Did not allow a run in 14.0 innings, from August 13th to 25th, spanning parts of three starts.
- Ended his first season with the Royals by pitching six scoreless innings with just one hit allowed and seven strikeouts in a Legends playoff start on September 10 against the Lakewood BlueClaws.
- Posted a 3.62 ERA in 37.1 innings between DSL & GCL Braves.
- Was one of 13 Atlanta prospects granted free agency (on November 21, 2017) after a Major League Baseball investigation determined the Braves circumvented the international signing guidelines for three straight signing periods ... Many of them were a part of the 2016 class considered by to be that year's top international signing class.

AWARDS



LEAGUE CHAMPION

(South Atlantic League, Lexington Legends, 2018)

CAREER HIGHLIGHTS

SIGNED: December 5, 2017 by Kansas City as an MiLB Free Agent

Professional Debut: June 3, 2017 (DSL Braves) vs. DSL Astros: 3.0 IP, 0 R, 3 K

First Professional Win: August 17, 2017 (GCL Braves), 9-4 W vs. GCL Tigers East: 3.0 IP, 2 R, 2 K

Prospect Ranking: Enters 2021 as the No. 30 prospect in the Royals system according to MLB Pipeline... Baseball America's No. 27 Royals prospect.

SINGLE-GAME CAREER HIGHS

IP: 7.0 (8/30/18)

Strikeouts: 9 (8/30/18)

Walks: 5 (8/19/18)

Pitches Thrown: 95 (8/8/18)

Home Runs: 3 (6/22/18)

Hits: 8 (6/22/18)

Runs: 8 (6/22/18)

Strikes Thrown: 67 (8/8/18)

Longest Scoreless Streak: 14.0 IP (8/13/18 to 8/25/18)

MISCELLANEOUS NOTES

- Currently resides in Miches, Dominican Republic.
- Saw action in three games for the Gigantes del Cibao in the 2020/21 Dominican Winter League season ... Pitched to a 6.75 ERA (2 ER in 2.2 IP) with 0 walks and 1 strikeout.

CAREER STATISTICS

YEAR	CLUB	W	L	ERA	G	GS	CG	SHO	SV	IP	H	R	ER	HR	HB	BB	SO	WHIP	AVG
2017	GCL Braves (R)	1	1	3.90	11	6	0	0	0	32.1	37	20	14	1	2	10	29	1.45	.285
	DSL Braves (R)	0	0	1.80	2	2	0	0	0	5.0	1	2	1	0	0	4	7	1.00	.067
2018	Lexington (A)	6	5	3.19	15	15	0	0	0	79.0	69	36	28	10	2	29	72	1.24	.227
2019	Did not play (injured)																		
2020	Did not play (no minor league season)																		
Minor League Totals		7	6	3.33	28	23	0	0	0	116.1	107	58	43	11	4	43	108	1.29	.238



CLAY DUNGAN

@Cundngan_6

@cundngan_6

INFIELDER

HEIGHT | WEIGHT | BATS | THROWS
6'1" | 190 | L | R

BORN: June 2, 1996 in Muncie, Indiana

OPENING DAY AGE: 24 (turns 25 on June 2)

RESIDES: Alexandria, Indiana



CAREER HIGHLIGHTS

- **2021:** As a Non-Roster invitee to Big League Spring Training, appeared in 14 Cactus League games, hitting .182 (2-for-14) with one double and two runs scored.
- **2020:** Participated in the club's postseason camp at Kauffman Stadium.
- **2019:** Spent his first professional season with Idaho Falls (Rookie) ... started 43 games at shortstop and 19 games at second base.
- Named a Pioneer League mid-season and post-season All-Star, as well as an MiLB.com Organization All-Star ... led off and played second base in the annual Pioneer League-Northwest League All-Star Game.
- Led the Pioneer League in hits (91) and ranked second in average (.357) and doubles (19), fourth in on-base percentage (.427) and total bases (126) and tied for fifth in triples.
- Slashed .429/.528/.607 (24-for-56) with three doubles, two triples and a homer vs. left-handed pitching ... also batted .420 (29-for-69) with runners in scoring position.
- Went 6-for-6 with a pair of doubles, two RBI and two runs scored in his fifth professional game vs. Billings on June 23.
- Had a 14-game hitting streak from July 20 to August 3, in which he batted .431 (25-for-58) with three doubles, a triple and 13 runs scored ... also ended the regular season on a 13-game hitting streak (August 22 - September 6).
- Hit a go-ahead, three-run homer in the seventh inning on a decisive Game 3 of the Pioneer League semifinals vs. Billings.

AWARDS



ORGANIZATIONAL AWARDS & HONORS

(MiLB.com Organization All-Star, 2019)



LEAGUE AWARDS & HONORS

(Mid-Season All Star, Pioneer League, 2019)

(Post-Season All Star, Pioneer League, 2019)



LEAGUE CHAMPION

(Pioneer League, Idaho Falls Chukars, 2019)

CAREER HIGHLIGHTS

DRAFTED: 9th Round (259th Overall) 2019 Indiana State University

Professional Debut: June 18, 2019 (Idaho Falls) 1-for-3 vs. Missoula

First Professional Homer: June 29, 2019 (Idaho Falls Chukars) vs. Great Falls

SINGLE-GAME CAREER HIGHS

Hits: 6 (6/23/19)

Doubles: 2, 2x (Last: 8/31/19)

RBI: 4 (8/31/19)

Steals: 2 (7/7/19)

Runs: 4 (9/3/19)

Home Runs: 1, 2x (Last: 7/17/19)

Walks: 2, 3x (Last: 9/3/19)

Hit Streak: 15 G (7/20/19 to 8/3/19)

MISCELLANEOUS NOTES

- Full name is **Anthony Clay Dungan** ... Resides in Alexandria, Indiana during the offseason.
- **2016-2019:** Attended Indiana State University, where he hit .305 with 10 doubles, three triples and nine homers in 61 games as a senior (2019) ... led the Sycamores to their first NCAA Tournament win since 1995.
- Graduated from Yorktown High School (Indiana) in 2015 ... lettered four years in baseball and two years in football.
- Dad (Tony) is the influential person in his life when it comes to baseball ... grew up a Reds fan, liked Brandon Phillips and Ken Griffey Jr.

CAREER STATISTICS

YEAR	CLUB	AVG	G	AB	R	H	TB	2B	3B	HR	RBI	BB	IBB	SO	SB	CS	OBP	SLG	OPS
2019	Idaho Falls (R)	.357	65	255	57	91	126	19	5	2	38	28	0	32	9	1	.427	.494	.921
2020	Did not play (no minor league season)																		
Minor League Totals		.357	65	255	57	91	126	19	5	2	38	28	0	32	9	1	.427	.494	.921



JOSH DYE @Josh_Dye_09 @josh_dye_09

LEFT-HANDED PITCHER

HEIGHT | WEIGHT | BATS | THROWS
6'5" | 185 | L | L

BORN: September 14, 1996 in DeLand, Florida

OPENING DAY AGE: 24 (Turns 25 on September 14)

RESIDES: Fort Myers, Florida



CAREER HIGHLIGHTS

- **2019:** Split the year between Lexington (A) and Wilmington (A+), combining to go 5-3 in 39 appearances out of the bullpen with a 2.14 ERA (14ER in 62.2 IP) with 81 strikeouts (11.63 K/9), compared to 21 walks (3.86 K/BB).
- Ranked third among Royals minor leaguers in saves (8).
- Made a team-high six appearances during Wilmington's playoff run, recording 11 strikeouts in 7.2 innings.
- With Lexington, had some lopsided lefty/righty splits ... Lefties hit a meager .129 off him while righties hit .270.
- Promoted to High-A Wilmington on May 30th.
- **2018:** Made his professional debut with Burlington (RK) going 1-3 over 11 appearances (7 starts) with a 4.54ERA (18 ER in 35.2 IP) with 34 strikeouts (8.58 K/9), compared to 5 walks (6.8 K/BB).
- Made one start for Wilmington (A+) after Appalachian League season finished, pitching 5.0 innings of one-run baseball, with three hits, one walk and six strikeouts ... earned the win in a 3-2 victory over the Potomac Nationals.
- Strikeout-to-walk ratio (40 K, 9 BB) in his professional debut ranked fourth among Royals farmhands (min. 40.0 IP).

AWARDS



LEAGUE CHAMPION

(South Atlantic League, Lexington Legends, 2019)

(Carolina League, Wilmington Blue Rocks, 2019)

CAREER HIGHLIGHTS

DRAFTED: 23rd Round (692nd Overall) 2018, Florida Gulf Coast University

Professional Debut: June 21, 2018 (Burlington) vs. Elizabethton 1:2.0 IP; 3 R, 2 K

First Professional Win: August 25, 2018 (Burlington), 11-2 W vs. Kingsport: 5.0 IP; 1 R, 6 K

SINGLE-GAME CAREER HIGHS

IP: 5.0, 3x (Last: 9/2/18)

Home Runs: 2 (7/9/18)

Strikeouts: 8 (4/26/19)

Hits: 9 (8/19/18)

Walks: 2, 5x (Last: 8/11/19)

Runs: 5 (8/19/18)

Pitches Thrown: 72, 2x (Last: 9/2/18) **Strikes Thrown:** 51 (8/25/18)

Longest Scoreless Streak: 9.2 IP (7/20/19 to 8/9/19)

MISCELLANEOUS NOTES

- Full name is **Joshua Dye** ... currently in Fort Myers, Florida, during the offseason.
- **2015-2018:** Florida Gulf Coast University ... same school that produced Chris Sale, teammates with Royals farmhand Peyton Gray ... **2018:** Went 8-4 in 14 starts as a RS junior with a 2.40 ERA (25 ER in 93.2 IP), fourth in the Atlantic Sun Conference, named a two-time ASUN Pitcher of the Week (April 30, May 20) and Second Team All-Conference following his best season wearing the Green and Blue ... **2017:** As a Redshirt Sophomore, led the team in starts (16), wins (8) and innings (94.2) and ranked second among qualified pitchers with a 3.23 ERA ... **2016:** Didn't pitch for Florida Gulf Coast due to injury, underwent elbow surgery and used a medical RS ... **2015:** As a freshman, made 14 appearances with eight starts in his first season with the Green and Blue, posted a 1-3 record with a 3.70 ERA and totaled a K-BB ratio of 28-6 in 41.1 innings, good for sixth most innings pitched on the team. His 1.31 walks per nine innings ranks as the 8th best mark in program history
- Graduated from DeLand High School (Florida), where he earned First-Team All-County honors as a senior.

CAREER STATISTICS

YEAR	CLUB	W	L	ERA	G	GS	CG	SHO	SV	IP	H	R	ER	HR	HB	BB	SO	WHIP	AVG
2018	Burlington (R)	1	3	4.54	11	7	0	0	0	35.2	45	22	18	4	0	5	34	1.40	.304
	Wilmington (A+)	1	0	1.80	1	1	0	0	0	5.0	3	1	1	0	0	1	6	0.80	.158
2019	Lexington (A)	1	1	3.38	14	0	0	0	3	26.2	24	14	10	1	2	6	43	1.13	.229
	Wilmington (A+)	4	2	1.25	25	0	0	0	5	36.0	24	8	5	1	0	15	38	1.08	.192
2020																			
Did not play (no minor league season)																			
Minor League Totals		7	6	2.96	51	8	0	0	8	103.1	96	45	34	6	2	27	121	1.19	.242



**MITCH
ELLIS**

@mitch_ellis

@mitch_ellis

RIGHT-HANDED PITCHER

HEIGHT | WEIGHT | BATS | THROWS
6'3" | 200 | S | R

BORN: August 22, 1995 in Bundoora, Victoria, Australia

OPENING DAY AGE: 25 (Turns 26 on August 22)

RESIDES: Diamond Creek, Victoria, Australia



CAREER HIGHLIGHTS

- **2020:** Signed with Kansas City as an undrafted free agent after his second season competing in the Australian Baseball League... Played one season with the Brisbane Bandits and the last two with the Melbourne Aces.

CAREER HIGHLIGHTS

SIGNED: February 21, 2020 as an Undrafted Free Agent

MISCELLANEOUS NOTES

- Full name is **Mitchell Ellis** ... currently resides in Diamond Creek, Victoria, Australia (Northeastern suburb of Melbourne, 45 minutes Northeast of Central Business District) during the offseason.
- Has spent the past three offseason playing in the Australian Baseball League, winning the ABL Championship (Claxton Shield) in the last two with the Melbourne Aces and his first year with the Brisbane Bandits.
- Spent the entire 2020/21 season pitching out of the bullpen for the Aces ... appeared in 11 games with a 5.40 ERA (7 ER in 11.2 IP), striking out 14 while walking seven.
- Joined the Aces as an infielder ahead of the 2019/20 season ... in total, saw time in 27 games for the Aces as a two-way player, collecting hitting .206 (14-for-68) and playing all four infield positions, as well as right field, while allowing just one run in his five innings on the mound ... after only serving as a position player for Melbourne in the first half of the season he made his debut as a pitcher in Round 6 (of 10) against Brisbane, his former team ... in the second half of the regular season, Ellis played as a two-way player, pitching five innings over five games, with four strikeouts to finish with a 1.80 earned run average.
- Began his career in the ABL as an infielder with the Brisbane Bandits in the 2018/19 season, hitting .289 over 17 games with one pitching appearance for the league champions.
- Shortly before signing with Kansas City, Ellis was named as a reserve to Team Australia's roster for the 2020 KBO Challenge against the Doosan Bears in mid-February, but did not appear in a game.
- Before playing professionally in Australia, Ellis played collegiately in the United States, beginning with two years at Heartland Community College in Illinois and finishing his amateur career at Western Illinois University.
- Hit .307 over 54 games and won a Rawlings Gold Glove at Heartland, helping his 2016 team to a record of 43-15.
- At NCAA D1 Western Illinois University (Macomb, Illinois) Ellis hit .315 over 77 games.

CAREER STATISTICS

YEAR	CLUB	W	L	ERA	G	GS	CG	SHO	SV	IP	H	R	ER	HR	HB	BB	SO	WHIP	AVG
2020																			

Did not play (no minor league season)



NATE ESPOSITO

CATCHER

HEIGHT | WEIGHT | BATS | THROWS
5'11" | 195 | R | R

BORN: June 25, 1993 in Sacramento, California

OPENING DAY AGE: 27 (Turns 28 on June 25)

RESIDES: Granite Bay, California

Twitter: @Natespo7

Instagram: @natespo7



CAREER HIGHLIGHTS

- **2019:** Split the season between the Naturals and Omaha (Triple-A)... across 44 games, slashed a combined .176/.239/.240 with 11 runs batted in.

- **2018:** Split the season with the Naturals and Wilmington (Advanced-A) ... hit a combined .167 (17-for-102) with two doubles and seven RBIs in 39 total games.

- Transferred to Wilmington on June 30 after opening the season with the Naturals and appearing in 18 games.

- Drove in the go-ahead run in the sixth inning against Arkansas on June 18 in NWA's 11-10 victory.

- Posted a three-RBI game in the second game of a doubleheader against Frederick on July 23.

- **2017:** Played 68 games with Wilmington (Advanced-A) and appeared in four games with Omaha (Triple-A)...hit a combined .222/.265/.259 with seven doubles, a triple and 16 runs batted in over 72 total games.

- Matched his career-best in hits in a single game three times – all with Wilmington – with his latest coming on July 17 v. Potomac.

- Matched his career-high in RBIs for the second time in his career on June 5 going 3-for-4 in the game at Down East.

- Caught in 67 of his 68 games for the Blue Rocks ... posted a .995 fielding percentage, committing just three errors and four passed balls ... threw out 31.1% (28-for-90) of base runners, ranking eighth amongst his fellow Carolina League catchers.

- **2016:** Caught all 29 games he played for Burlington (Rookie) and threw out 27.9% (12-for-43) of would-be basestealers ... batted .317/.369/.475 with two homers and 17 runs batted along with eight doubles.

- **2015:** Began professional career with the AZL Royals (Rookie) ... hit .250/.377/.313 with four doubles and five runs batted in over 72 games.

CAREER HIGHLIGHTS

DRAFTED: 33rd Round (999th Overall) 2015, Concordia College (Oregon)

DRAFTED: 46th Round (1,396th Overall) 2013, Granite Bay HS (Calif.) by OAKLAND

Professional Debut: June 22, 2015 (AZL Royals) 1-for-2 vs AZL Rangers

First Professional Home Run: July 24, 2016 (Burlington) vs Bluefield

SINGLE-GAME CAREER HIGHS

Hits: 3, 6x (Last: 7/17/17)

Doubles: 2, 2x (Last: 8/6/17)

RBI: 3, 3x (Last: 7/23/18)

Steals: 2 (8/21/15)

Runs: 3 (8/9/15)

Home Runs: 1, 3x (Last: 7/15/19)

Walks: 2, 4x (Last: 8/18/19)

Hit Streak: 7 G (5/29/17 to 6/5/17)

MISCELLANEOUS NOTES

- Full name is **Nathan Patrick Esposito** ... currently resides in Granite Bay, California.
- **2015:** Graduated from Concordia (Ore.) University in Portland, where he caught and played third base ... batted .338 and led the Cavaliers with 22 doubles and four triples ... named All-NAIA West ... became the second player draft out of Concordia over the previous two seasons joining current St. Louis Cardinals farmhand, Blake Drake, just the sixth draftee since 1986.
- **2012-2014:** Played his first three college seasons at Oregon State ... was teammates with Mets' outfielder, Michael Conforto, Tigers' pitcher, Matt Boyd and Tigers' farmhand pitcher, Andrew Moore... Made it to the semi-finals of 2013 College World Series.
- **2011:** Graduated from Granite Bay (Calif.) High School, where he was a two-time All-Conference pick and added All-Country honors as a senior ... also played football and once returned an interception 104 yards.
- Father, Patrick, played baseball at Cal Poly ... brother, Vinny, played baseball at Sacramento State.

CAREER STATISTICS

YEAR	CLUB	AVG	G	AB	R	H	TB	2B	3B	HR	RBI	BB	IBB	SO	SB	CS	OBP	SLG	OPS
2015	Surprise (R)	.250	27	64	11	16	20	4	0	0	5	9	0	17	3	1	.377	.313	.689
2016	Burlington (R)	.317	29	101	11	32	48	8	1	2	17	5	0	16	0	2	.369	.475	.845
2017	Wilmington (A+)	.225	68	227	14	51	60	7	1	0	16	8	0	38	0	0	.270	.264	.534
	Omaha (AAA)	.167	4	12	0	2	2	0	0	0	0	0	0	4	0	0	.167	.167	.333
2018	Wilmington (A+)	.175	21	57	4	10	10	0	0	0	6	8	0	12	1	0	.304	.175	.480
	NW ARKANSAS (AA)	.156	18	45	5	7	9	2	0	0	1	2	0	15	1	0	.208	.200	.408
2019	NW ARKANSAS (AA)	.210	28	81	6	17	22	5	0	0	9	5	0	22	1	0	.275	.272	.546
	Omaha (AAA)	.114	16	44	5	5	8	0	0	1	2	3	0	10	0	0	.170	.182	.352
2020	Did not play (no minor league season)																		
Minor League Totals		.222	211	631	56	140	179	26	2	3	56	40	0	134	6	3	.289	.284	.573



FREDDY FERMIN

@freddy.fermin.35

CATCHER

HEIGHT | WEIGHT | BATS | THROWS
5'10" | 200 | R | R

BORN: May 16, 1995 in Puerto Ordaz, Venezuela

OPENING DAY AGE: 25 (Turns 26 on May 16)

RESIDES: Puerto Ordaz, Venezuela



CAREER HIGHLIGHTS

- **2021:** As a Non-Roster Invitee to Big League Spring Training, appeared in 9 Cactus League games, hitting .200 (1-for-5)
- **2020:** As a Non-Roster Invitee to Big League Spring Training, appeared in 3 Cactus League games, going 1-for-2 at the plate.
- Spent the season at the Royals' Alternate Training Site in Kansas City, Kansas and participated in the Royals' Postseason Instructional Camp at Kauffman Stadium in October.
- **2019:** Split the season between Lexington (A) and Northwest Arkansas (AA), playing in a career-best 86 games between the two stops ... combined to slash .259/.298/.418 (82-for-316) with 14 doubles, 12 homers and 41 RBI.
- Named a midseason All-Star in the South Atlantic League, entering the game as a pinch hitter in the 7th inning.
- Threw out 26-of-55 would-be base stealers (47.3%) across his two teams, including 17-of-25 (68%) in his 54 games with Lexington ... was the only SAL catcher to throw out better than 50% of potential base thieves (min. 40 games played)
- Had a four-game stint with Northwest Arkansas (June 21-30) before returning to the Naturals for the remainder of the season on July 16 ... went 15-for-50 (.300) with three doubles and two homers (.480 SLG) in his first 14 games at the Double-A level.
- Played in four games with the Salt River Rafters in the Arizona Fall League.
- Earned the *Carlos Fortuna Award*, given annually to a Royals minor leaguer dedicated to improving his English, work ethic and conduct.
- **2018:** Played in a combined 50 games between Idaho Falls (Rookie) and Burlington (Rookie), batting .249/.346/.350 (44-for-177) with 10 doubles, a triple, two homers and 31 runs scored.
- Threw out 14 would-be base stealers (in 33 attempts) with Burlington, ranking him fourth in the Appalachian League.
- Matched a career high with four hits on August 11 vs. Pulaski, going 4-for-4 with four singles ... marked his second professional game with four hits.
- **2017:** Made his stateside debut and served as the primary catcher at Idaho Falls ... slashed .282/.403/.356 (46-for-163) in 47 games ... ranked tied in the Pioneer League in walks (31) ... reached safely in 40 of his 47 games.
- Collected 11 hits and 13 RBI in a four-game stretch, from July 22-26.
- **2016:** Made his professional debut with the Dominican Royals, slashed .273/.351/.326 (47-for-172) with 17 runs batted in over 52 games.

AWARDS



ORGANIZATIONAL AWARDS & HONORS

(Carlos Fortuna Award, 2019)



LEAGUE AWARDS & HONORS

(Mid-Season All Star, South Atlantic League, 2019)



LEAGUE CHAMPION

(South Atlantic League, Lexington Legends, 2019)

CAREER HIGHLIGHTS

SIGNED: July 25, 2015 by Kansas City as an International Free Agent

Professional Debut: June 7, 2016 (DSL Royals) 0-for-3 vs DSL Marlins

First Professional Home Run: July 23, 2016 (Idaho Falls) vs Helena

SINGLE-GAME CAREER HIGHS

Hits: 4, 2x (Last: 8/11/18)

Doubles: 2, 2x (Last: 7/15/19)

RBI: 4, 2x (Last: 7/24/17)

Steals: 1, 5x (Last: 6/3/19)

Runs: 3, 7x (Last: 7/5/19)

Home Runs: 1, 15x (Last: 8/5/19)

Walks: 3 (7/20/18)

Hit Streak: 8 G (5/11/19 to 5/20/19)

MISCELLANEOUS NOTES

- Full name is **Freddy Antonio Fermin** ... currently resides in Puerto Ordaz, Venezuela, during the offseason, with his wife Consuelo Ortiz.
- Lists spending time with his family as his favorite offseason activity.

CAREER STATISTICS

YEAR	CLUB	AVG	G	AB	R	H	TB	2B	3B	HR	RBI	BB	IBB	SO	SB	CS	OBP	SLG	OPS
2016	DSL Royals (R)	.273	52	172	18	47	56	9	0	0	17	21	1	23	1	2	.351	.326	.677
2017	Idaho Falls (R)	.282	47	163	30	46	58	5	2	1	39	31	0	21	0	2	.403	.356	.759
2018	Idaho Falls (R)	.300	3	10	3	3	4	1	0	0	1	0	0	2	0	0	.300	.400	.700
	Burlington (R)	.246	47	167	28	41	58	9	1	2	18	25	2	15	2	1	.349	.347	.696
2019	Lexington (A)	.263	54	209	37	55	93	11	0	9	30	14	0	37	2	0	.311	.445	.756
	NW ARKANSAS (AA)	.252	32	107	11	27	39	3	0	3	11	3	0	23	0	2	.270	.364	.635
2020	Did not play (no minor league season)																		
Minor League Totals		.264	235	828	127	219	308	38	3	15	116	94	3	121	5	7	.342	.372	.714



ROBERT GARCIA

@Big_Rob_209

@big_rob_209

LEFT-HANDED PITCHER

HEIGHT | WEIGHT | BATS | THROWS
6'3" | 220 | R | L

BORN: June 14, 1996 in Manteca, California

OPENING DAY AGE: 24 (Turns 25 on June 14)

RESIDES: Manteca, California



CAREER HIGHLIGHTS

- **2019:** Made 35 appearances out of the bullpen for Wilmington (A+), going 4-3 with a 4.93 ERA (27 ER in 49.1 IP) with 66 strikeouts (12.04 K/9), compared to 21 walks (3.8 BB/9).
- Did not allow a run in five of his six appearances in May for the Blue Rocks, allowing just two in 7.1 innings while striking out 10.
- Had reverse splits against hitters, as left-handers hit .309 (17-for-55) against the southpaw, while right-handers hit just .216 (29-for-134) ... however, he did not allow a home run against lefties, while allowing five against righties.
- **2018:** Made 23 appearances out of the bullpen between Idaho Falls (RK) and Lexington (A), going a combined 0-2 with a 1.94 ERA (10 ER in 46.1 IP) with 49 strikeouts (9.52 K/9), compared to 19 walks (3.7 BB/9) ... Began the season with five appearances for the Legends, before being assigned to Idaho Falls.
- Named a mid-season All-Star in the Pioneer League, with a 1.61 (4 ER in 22.1 IP) and 18 strikeouts over 10 appearances with the Chukars before being assigned back to Lexington on August 3.
- Didn't allow an earned run in his last 25.2 innings (2 earned runs) over 12 appearances from July 16- September 2, in which he held opponents to a .123 average (10-for-81) with 29 strikeouts ... in that stretch was the longest scoreless streak of his career 10.1 innings between August 8 and 28.
- **2017:** Made 13 appearances (10 starts) between Surprise and Idaho Falls (RK), going a combined 2-4 with a 10.17 ERA (61 ER in 54.0 IP) with 48 strikeouts (8.0 K/9), compared to 28 walks (4.7 BB/9).
- Pitched 5.0 no-hit innings with six strikeouts in his fifth career start on August 7 at Billings, earning his first win as a starter with Idaho Falls.

AWARDS



LEAGUE AWARDS & HONORS

(Mid-Season All-Star, Pioneer League, 2018)
(Pitcher of the Week, Pioneer League, 8/13/2017)



LEAGUE CHAMPION

(Carolina League, Wilmington Blue Rocks, 2019)

CAREER HIGHLIGHTS

DRAFTED: 17th Round (450th Overall) 2017, University of California, Davis

Professional Debut: June 27, 2017 (AZL Royals) vs. AZL Padres 1: 2.0 IP, 1 R, 3 K

First Professional Win: July 2, 2017 (AZL Royals) vs. AZL Diamondbacks: 3.0 IP, 2 R, 5 K

SINGLE-GAME CAREER HIGHS

IP: 5.0, 5x (Last: 9/2/18) **Home Runs:** 1, 5x (Last: 4/15/19)
Strikeouts: 8 (7/12/17) **Hits:** 14 (7/30/17)
Walks: 4 (7/17/17) **Runs:** 13 (7/30/17)
Pitches Thrown: 93, 2x (Last: 8/27/17) **Strikes Thrown:** 62 (8/27/17)
Longest Scoreless Streak: 10.1 IP (8/8/18 to 8/28/18)

MISCELLANEOUS NOTES

- Full name is **Robert Christopher Garcia** ... currently resides in Manteca, California, during the offseason.
- **2015-2017:** Attended the University of California - Davis ... in **2017** as a Redshirt Sophomore, he recorded a three-hit shutout with a career-high 11 strikeouts vs. UC Santa Barbara on May 6th ... **2016:** All-Big West Conference Honorable Mention and Big West Conference All-Academic team ... went 2-1 with a 3.24 ERA in nine outings with the Wareham Gatemen on the Cape Cod League ... **2015:** Redshirted the season.
- **2014:** Graduated from Modesto Christian High School (California), where he had a 0.89 ERA and 102 strikeouts as a senior.

CAREER STATISTICS

YEAR	CLUB	W	L	ERA	G	GS	CG	SHO	SV	IP	H	R	ER	HR	HB	BB	SO	WHIP	AVG
2017	Surprise (R)	1	0	5.40	2	0	0	0	0	5.0	6	3	3	1	0	3	8	1.80	.286
	Idaho Falls (R)	1	5	10.65	11	10	0	0	0	49.0	75	65	58	9	1	25	40	2.04	.341
2018	Idaho Falls (R)	0	0	1.61	10	0	0	0	3	22.1	18	5	4	1	0	8	18	1.16	.222
	Lexington (A)	0	2	2.25	13	0	0	0	1	24.0	21	13	6	0	2	11	31	1.33	.244
2019	Wilmington (A+)	4	2	4.93	35	0	0	0	1	49.1	46	28	27	5	2	21	66	1.36	.243
2020																			
Did not play (no minor league season)																			
Minor League Totals		6	9	5.89	71	10	0	0	5	149.2	166	114	98	16	5	68	163	1.56	.278



JIMMY GOVERN

INFIELDER

HEIGHT | WEIGHT | BATS | THROWS
5'10" | 185 | R | R

BORN: December 11, 1996 in Libertyville, Illinois

OPENING DAY AGE: 24

RESIDES: Libertyville, Illinois



CAREER HIGHLIGHTS

- **2019:** Named Surprise Player of the Year in his pro debut, primarily playing third base for the AZL Royals.
- Named to the Arizona Rookie League Post-Season All-Star team.
- Led the Arizona League in on-base percentage (.492) and OPS (1.120) and ranked among the league leaders in doubles (tied for 2nd), walks (tied for 2nd), batting average (3rd), extra-base hits (26, tied for 3rd), slugging percentage (.628, 4th) and total bases (98, 4th).
- Compiled a seven-game hitting streak between August 8 and August 16, slashing .500/.576/.885 (13-for-26) in that span, with five extra-base hits and nine runs batted in ... also include his first career four-hit game, a 4-for-5 effort on August 15 against the AZL Indians Red.
- Promoted to Omaha (AAA) for six games (August 28 to September 2), where he hit home runs on back-to-back days from September 1-2.

AWARDS



ORGANIZATIONAL AWARDS & HONORS

(Player of the Year, Surprise Royals, 2019)



LEAGUE AWARDS & HONORS

(Post-Season All-Star, Arizona Rookie League, 2019)

CAREER HIGHLIGHTS

DRAFTED: 30th Round (889th Overall) 2019, Eastern Illinois University

Professional Debut: June 18, 2019 (AZL Royals) 0-for-2 vs. AZL Brewers Blue

First Professional Homer: July 3, 2019 (AZL Royals) vs AZL Padres 2

SINGLE-GAME CAREER HIGHS

Hits: 4 (8/15/19)

Doubles: 2, 2x (Last: 6/28/19)

RBI: 3, 4x (Last: 8/25/19)

Steals: 1, 6x (Last: 8/23/19)

Runs: 3 (7/25/19)

Home Runs: 2 (8/15/19)

Walks: 3, 2x (Last: 8/18/19)

Hit Streak: 7 G (8/8/19 to 8/16/19)

MISCELLANEOUS NOTES

- Full name is **James Patrick Govern** ... currently resides in Libertyville, Illinois during the offseason.
- **2016-2019:** Played four seasons at Eastern Illinois, slashing .314/.383/.543 (206-for-657) for the Panthers across 177 games ... earned first team All-Ohio Valley Conference honors as the second baseman during his senior season in **2019**, and ranked among the conference leaders in runs (67, 1st), total bases (142, 2nd), home runs (16, 3rd) slugging percentage (.618, 4th) and doubles (16, 5th) ... hit for the cycle on March 13 vs. Alabama State and had a two-homer, 5 RBI game on May 18 vs. VMI
- Eastern Illinois was the only DI program that offered him a scholarship.
- **2015:** Graduated from Libertyville High School (Illinois), where he was named to the IHSBCA All-State team as a senior.

CAREER STATISTICS

YEAR	CLUB	AVG	G	AB	R	H	TB	2B	3B	HR	RBI	BB	IBB	SO	SB	CS	OBP	SLG	OPS
2019	Surprise (R)	.365	46	156	33	57	98	2	3	6	33	34	1	20	6	3	.492	.628	1.121
	Idaho Falls (R)	.083	3	12	1	1	2	9	0	0	2	0	0	4	0	0	.083	.167	.250
	Omaha (AAA)	.333	6	21	3	7	14	1	0	2	5	0	0	6	0	0	.333	.667	1.000
2020																			
Did not play (no minor league season)																			
Minor League Totals		.344	55	189	37	65	114	50	3	8	40	34	1	30	6	3	.457	.603	1.060

ABOUT

2021 NATURALS

HISTORY

RECORDS

OPPONENTS

INFORMATION



PEYTON GRAY

@GrayPeyton

@pcpggray

RIGHT-HANDED PITCHER

HEIGHT | WEIGHT | BATS | THROWS
6'3" | 200 | R | R

BORN: June 2, 1995 in Columbus, Indiana

OPENING DAY AGE: 25 (Turn 26 on June 2)

RESIDES: Columbus, Indiana



CAREER HIGHLIGHTS

- **2020:** Released by the Colorado Rockies on February 19, but signed with Kansas City on September 29 after a strong season pitching for the Milwaukee Milkmen in the independent American Association.
- Gray went 3-0 with 14 saves and 32.0 scoreless innings over 30 appearances en route to an American Association Championship.
- Recorded 56 strikeouts (15.8 K/9) without allowing an earned run, while being named both the league's Relief Pitcher of the Year and Rookie of the Year.
- Appeared in 30 of the team's 60 games, with a 0.75 WHIP ... his 56 strikeouts were 48% of the batters he faced.
- After having to win a spot in the bullpen during training camp, he began the 2020 season in a middle relief role and took over as closer when his team's closer went down early in the season.
- The Milkmen had league-best 34-26 record during the regular season and Gray closed out each of their postseason victories as they defeated the Sioux Falls Canaries, 4-1, to capture the 2020 American Association Championship
- The fifth Milkmen player in the franchise's two-year history to have his contract purchased by an MLB organization.
- **2019:** Suffered a shoulder injury during Spring Training, which limited him to just two appearances in July, one with each the Boise Hawks and Grand Junction Rockies.
- **2018:** Signed with Colorado as an undrafted free agent and went 4-0 with 16 relief appearances in his professional debut for the Boise Hawks in the Northwest League ... pitched to a 2.11 ERA (5 ER in 21.1 IP) with 36 strikeouts (15.8 K/9) compared to just three walks (13 K/BB).

CAREER HIGHLIGHTS

SIGNED: June 26, 2018 by the COLORADO ROCKIES as an Undrafted Free Agent

ACQUIRED: Signed by Kansas City September 29, 2020 as an MiLB Free Agent

Professional Debut: July 2, 2018 (Boise) vs. Tri-City: 1.0 IP, 0 R, 1 K

First Professional Win: July 4, 2018 (Boise) vs. Eugene: 1.0 IP, 0 R, 2 K

SINGLE-GAME CAREER HIGHS

IP: 2.0, 5x (Last: 7/12/19) **Home Runs:** 1, 4x (Last: 7/12/19)

Strikeouts: 4, 4x (Last: 8/16/18) **Hits:** 3, 2x (Last: 7/12/19)

Walks: 2 (8/16/18) **Runs:** 3 (7/30/18)

Pitches Thrown: 35, 2x (Last: 7/12/19) **Strikes Thrown:** 27 (8/16/18)

Longest Scoreless Streak: 6.2 IP (7/15/18 to 7/30/18)

MISCELLANEOUS NOTES

- Full name is **Peyton Charles Paul Gray** ... currently resides in Columbus, Indiana, during the offseason.
- **2017-2018:** Transferred to Florida Gulf Coast University after spending his freshman season at Western Michigan and sophomore season at Gulf Coast State College ... played baseball at FGCU for his junior and senior seasons ... named the ASUN Pitcher of the Week for his efforts on March 15, pitching 2.1 scoreless innings in a win vs. #1 FSU ... was teammates with Royals farmhand Josh Dye in both 2017 and 2018.
- **2016:** Made 18 appearances (11 starts) as a Sophomore at Gulf Coast State College, going 8-1 with one save ... ranked 55th in the NJCAA in wins ... struck out 55 batters in 71.0 IP ... ranked second on the team in both categories ... named First Team All-Panhandle Conference.
- **2015:** Made 20 appearances (2 starts) as a Freshman at Western Michigan ... posted a 0-1 record with a 3.58 ERA ... struck out 21 batters in 37.2 IP.
- Graduated from Columbus East High School (Indiana) in 2014, where he was a four-year letter winner in baseball and a three-year varsity letter winner in basketball ... also was the captain of the Columbus East bowling team and recorded several 300 games.
- Was celebrating his father William's birthday when he got the call from the Rockies that they wanted to sign them ... had been contacted by a Colorado Scout earlier in the day, then flew to Boise the next morning to begin his pro career.

CAREER STATISTICS

YEAR	CLUB	W	L	ERA	G	GS	CG	SHO	SV	IP	H	R	ER	HR	HB	BB	SO	WHIP	AVG
2018	Boise (A-)	4	0	2.11	16	0	0	0	0	21.1	12	6	5	3	1	3	36	0.70	.158
2019	Grand Junction (R)	0	0	0.00	1	0	0	0	0	1.0	0	0	0	0	0	0	2	0.00	.000
	Boise (A-)	0	0	4.50	1	0	0	0	0	2.0	3	1	1	1	0	0	3	1.50	.333
2020	Did not play (no minor league season)																		
Minor League Totals		4	0	2.22	18	0	0	0	0	24.1	15	7	6	4	1	3	41	0.62	.170



JON HEASLEY

RIGHT-HANDED PITCHER

HEIGHT | WEIGHT | BATS | THROWS
6'3" | 225 | R | R

BORN: January 27, 1997 in Plano, Texas

OPENING DAY AGE: 24

RESIDES: Dallas, Texas

@jonathanheasley

@jonathanheasley



CAREER HIGHLIGHTS

- **2021:** As a Non-Roster Invitee to Big League Spring Training, appeared in 3 Cactus League games, pitching to a 0.00 ERA (0 ER in 4.0 IP) with 5 K.
- **2020:** Was a late addition to the Alternate Training Site in Kansas City, Kansas.
- Participated in the Royals' postseason camp at Kauffman Stadium in October
- **2019:** Named Lexington (A) Pitcher of the Year after posting the third-best ERA (3.12) and opponents' average (.222) in the South Atlantic League among qualified starters.
- Named a South Atlantic League Mid-Season All-Star and started twice in the postseason, going 1-0 with a 2.25 ERA (3 ER in 12.0 IP) en route to Lexington's second-straight South Atlantic League title.
- Tied for fourth among Royals minor league pitchers in wins (8) and ranked seventh in strikeouts (120).
- Recorded a career-high 12 strikeouts without a walk in 6.0 innings on June 24 vs. Columbia, however he took a no-decision in a 8-6 loss ... also recorded 10 strikeouts on May 19 vs. Asheville.
- Pitched to a 2.64 ERA (19 ER in 64.2 IP) and held opponents to a .197 average (46-for-234) during the first half of the season, covering his first nine starts (14 appearances) ... this included wins in each of his first three starts of the season (April 6-16).
- **2018:** Pitched for the Idaho Falls Chukars of the Pioneer League in his first professional season, making 12 appearances (11 starts) and going 1-3, striking out 35 in 50.2 innings.
- Pitched to a 3.28 ERA (9 ER in 24.2 IP) and a .208 opponents batting average (20-for-96) in his last five starts with the Chukars.

AWARDS



ORGANIZATIONAL AWARDS & HONORS

(Pitcher of the Year, Lexington Legends, 2019)



LEAGUE AWARDS & HONORS

(Mid-Season All-Star, South Atlantic League, 2019)

(Pitcher of the Week, Pioneer League, 8/12/2018)



LEAGUE CHAMPION

(South Atlantic League, Lexington, 2019)

CAREER HIGHLIGHTS

DRAFTED: 13th Round (392nd Overall) 2018, Oklahoma State University

Professional Debut: June 20, 2018 (Idaho Falls) vs. Grand Junction: 3.0 IP, 0 R, 1 K

First Professional Win: August 12, 2018 (Idaho Falls) vs. Great Falls: 5.0 IP, 0 R, 1 K

Prospect Ranking: Enters 2021 as the No. 13 prospect in the Royals system according to MLB Pipeline... *Baseball America's* No. 21 Royals prospect.

SINGLE-GAME CAREER HIGHS

IP: 6.0, 7x (Last: 6/24/19)

Home Runs: 3 (7/10/19)

Strikeouts: 12 (6/24/19)

Hits: 8 (7/29/18)

Walks: 6 (5/25/19)

Runs: 10 (7/29/18)

Pitches Thrown: 103, 2x (Last: 7/16/19)

Strikes Thrown: 74 (6/24/19)

Longest Scoreless Streak: 7.2 IP (4/22/19 to 5/3/19)

MISCELLANEOUS NOTES

- Full name is **Jonathan Paul Heasley** ... currently resides in Dallas, Texas, during the offseason.
- **2017-2018:** Attended Oklahoma State University in Stillwater and was the Cowboys' Opening day starting pitcher in 2018, leading them to a second-place finish in the Big-12 ... recorded his first complete game in the 2018 NCAA Regionals, striking out seven in a 6-1 win over USF on June 3 ... made 22 appearances (five starts) as a freshman in 2017, tied for the team lead with three saves, helping lead OSU to a Big 12 championship his first year on campus.
- **2016:** Graduated from Prestonwood Christian Academy High School in Plano, Texas, where he went 29-3 with a 1.47 ERA, including 13-0 with a 0.33 ERA (4 ER in 65.0 IP) as a senior in 2016 ... named to Dallas Morning News All-Area First Team in 2016 after earning third-team honors as a junior ... also a 2016 Rawlings-Perfect Game Third-Team All-American and All-Texas Region First Team ... also an all-state performer in football.

CAREER STATISTICS

YEAR	CLUB	W	L	ERA	G	GS	CG	SHO	SV	IP	H	R	ER	HR	HB	BB	SO	WHIP	AVG
2018	Idaho Falls (R)	1	3	5.15	12	11	0	0	0	50.2	55	38	29	4	1	16	35	1.40	.264
2019	Lexington (A)	8	5	3.12	25	20	0	0	0	112.2	93	47	39	11	8	34	120	1.13	.222
2020																			
Did not play (no minor league season)																			
Minor League Totals		9	8	3.75	37	31	0	0	0	163.1	148	85	68	15	9	50	155	1.21	.236



BREWER HICKLEN

@brewerhicklen
@brewerhicklen

OUTFIELDER

HEIGHT | WEIGHT | BATS | THROWS
6'2" | 208 | R | R

BORN: February 9, 1996 in Huntsville, Alabama

OPENING DAY AGE: 25

RESIDES: Birmingham, Alabama



CAREER HIGHLIGHTS

- 2020: Saw time in 3 Cactus League games, went 2-3 with 2 doubles and 1 RBI... Participated in the Royals' Postseason Instructional Camp at Kauffman Stadium in October.
- 2019: Named Wilmington Player of the Year after ranking among the Carolina League leaders in steals (39, 1st), runs (70, 3rd), triples (7, T-3rd), home runs (14, T-4th), on-base percentage (.363, 6th), slugging percentage (.427, 6th) and OPS (.790, 6th).
- Homer in three consecutive games from August 6-8 and homered twice in the first game of a doubleheader on August 21... The next day, he became the first player in Wilmington history to hit three home runs in a single game, en route to earning player of the Week honors.
- Played for the Surprise Saguaros in the prestigious Arizona Fall League under Scott Thorman, hit .149 in 13 games... Stole four bases in seven attempts, hit one home run with three runs batted in.
- 2018: Named an MiLB.com Organization All-Star, splitting the season between Lexington (A) and Wilmington (A+), slashed a combined .288/.357/.507.
- Ranked among Royals MiLB leaders in stolen bases (35, 3rd), HR (18, 5th) and RBI (68, 5th).
- His 29 steals in just 82 games at Lexington ranked fifth in the South Atlantic League.
- 2017: Split season between Surprise (Rookie) and Idaho Falls (Rookie)... Slashed .321/.409/.532 (50-for-156) with 11 doubles, five triples and four home runs, while driving in 23 combined runs... Reached safely in 36 of 39 games in his pro debut.

AWARDS



ORGANIZATIONAL AWARDS & HONORS

(Player of the Year, Wilmington Blue Rocks, 2019)
(MiLB.com Organization All-Star, 2019)
(MiLB.com Organization All-Star, 2018)



LEAGUE AWARDS & HONORS

(Postseason All Star, Carolina League, 2019)



LEAGUE CHAMPION

(Carolina League, Wilmington, 2019)
(South Atlantic League, Lexington, 2018)

CAREER HIGHLIGHTS

DRAFTED: 7th Round (210th Overall) 2017, University of Alabama at Birmingham

Professional Debut: June 25, 2017 (Surprise): 1-for-4 vs AZL Rangers

First Professional Homer: June 30, 2017 (Surprise) vs. AZL Diamondbacks

Prospect Ranking: Enters 2021 as the No. 25 prospect in the Royals system according to MLB Pipeline ... *Baseball America's* No. 30 Royals prospect.

SINGLE-GAME CAREER HIGHS

Hits: 4, 3x (Last: 7/2/18)

Doubles: 2, 6x (Last: 8/4/18)

RBI: 5 (6/10/18)

Steals: 3, 3x (Last: 6/23/19)

Runs: 4 (8/21/19)

Home Runs: 3 (8/22/19)

Walks: 3, 3x (Last: 6/20/19)

Hit Streak: 11 G (8/3/17 to 8/23/17)

MISCELLANEOUS NOTES

- Full name is **Charles Brewer Hicklen** ... currently resides in Birmingham, Alabama during the offseason.
- 2015-17: Attended the University of Alabama at Birmingham, where he redshirted in 2015 and transitioned that year from being a catcher to playing center field ... Planned to play football and baseball at UAB before the school's football program was shut down after the 2014 season.... Highest drafted player out of UAB... Named Conference USA All-Freshman Team in 2016 after leading the team in walks (38), runs (37), steals (22) and triples (four)... Earned All-Conference USA Second-Team honors in 2017 after batting .328/.422/.586 (61-for-186) with 26 extra-base hits, 31 RBI and a conference-best 17 steals in 21 attempts... Had a 19-game hitting streak, four shy of the school record and ended on a 41-game on-base streak.

CAREER STATISTICS

YEAR	CLUB	AVG	G	AB	R	H	TB	2B	3B	HR	RBI	BB	IBB	SO	SB	CS	OBP	SLG	OPS
2017	Surprise (R)	.348	19	69	19	24	42	3	3	3	13	9	0	24	13	3	.439	.609	1.048
	Idaho Falls (R)	.299	20	87	19	94	41	8	2	1	10	9	1	22	3	1	.384	.471	.855
2018	Lexington (A)	.307	82	306	59	94	169	18	3	17	65	24	1	98	29	6	.378	.552	.930
	Wilmington (A+)	.211	22	71	11	110	22	4	0	1	3	4	0	26	6	0	.263	.310	.573
2019	Wilmington (A+)	.263	125	419	70	110	179	13	7	14	51	55	2	140	39	14	.363	.427	.790
2020	Did not play (no minor league season)																		
Minor League Totals		.283	268	952	178	269	453	46	15	36	142	101	4	310	90	24	.368	.476	.844



TRAVIS JONES

@_Jones_Travis

@_Jones_Travis

OUTFIELDER

HEIGHT | WEIGHT | BATS | THROWS
6'4" | 195 | R | R

BORN: September 29, 1995 in Humble, Texas

OPENING DAY AGE: 25

RESIDES: Humble, Texas



CAREER HIGHLIGHTS

- **2020:** Went 0-4 with a walk in 5 Cactus League games.
- **2019:** Began the season with Northwest Arkansas (AA) and hit .262 (51-for-195) in 59 games with 16 stolen bases in 21 attempts.
- Had two separate stints on the Injured List and missed almost three months due to injury, but returned in late August, playing one game in the Arizona Rookie League with Surprise and then seven regular season games with Idaho Falls (R).
- Had a .400 on-base percentage in six playoff games with Idaho Falls.
- Played in 12 games for the Surprise Saguaros of the Arizona Fall League under current Nationals manager Scott Thorman, hitting .200 (8-for-40) with a .385 OBP, walking 11 times.
- **2018:** Played his first full season between Lexington (A) and Wilmington (Advanced-A) ... hit a combined .291/.402/.388 with a career-best seven home runs, 50 RBIs, 17 doubles and two triples with 31 stolen bases in 43 attempts.
- Led all Royals minor leaguers with 36 hit-by-pitches, 22 more than anyone else ... his 36 HBP also led all minor league players (all levels), eight more than anyone else... First among Royals farmhands (min. 350 plate appearances) in OBP and sixth in steals.
- Posted season-high 10-game hitting streak from May 11 - 22 hitting .415 (17-for-41) during the stretch with Lexington.
- **2017:** Played his first season of professional baseball across three rookie-level clubs: AZL Royals, Burlington Royals and Idaho Falls Chukars ... Hit a combined .364 (80-for-265) with four home runs, 52 RBI, 19 doubles and four triples with 24 stolen bases.
- Ranked first among Royals farmhands in average (.364), on-base percentage (.445) and second in slugging (.541) to only Jorge Soler (min. 250 plate appearances) ... also ranked sixth in steals (24), despite no making his debut until June 25.
- Hit his first career multi-home run game on Sept. 7, 2017 at Orem ... recorded multiple hits in 24 of his 58 games two five-hit efforts: July 21 at Helena and Aug. 8 at Billings.

AWARDS



LEAGUE CHAMPION

(South Atlantic League, Lexington, 2018)

(Pioneer League, Idaho Falls, 2019)

CAREER HIGHLIGHTS

DRAFTED: 29th Round (870th Overall) 2017, University of Texas at Austin

DRAFTED: 39th Round (1,176th Overall) 2014, Atascocita HS (Texas) by TEXAS

Professional Debut: June 25, 2017 (AZL Royals) 3-for-4 vs AZL Rangers

First Professional Home Run: August 7, 2017 (Idaho Falls) vs Billings

SINGLE-GAME CAREER HIGHS

Hits: 5, 2x (Last: 7/21/17)

Doubles: 2, 4x (Last: 9/1/17)

RBI: 4, 2x (Last: 5/29/18)

Steals: 3, 2x (Last: 5/13/19)

Runs: 4 (6/30/17)

Home Runs: 2 (9/7/17)

Walks: 3 (8/4/17)

Hit Streak: 10 G (5/11/18 to 5/22/18)

MISCELLANEOUS NOTES

- Full name is **Travis B Jones** ... currently resides in Humble, Texas during the offseason.
- Named after legendary Texas Army colonel, William Barret Travis, famous his Victory or Death letter and for his defense of the San Antonio de Valero Mission known as the Alamo during the battle against the Mexican siege on March 6, 1836.
- Graduated from Atascocita (Texas) High School... Lettered for four years as the starting shortstop and lettered three years as a wide receiver on the football team... Selected in the 39th round by the Texas Rangers in 2014; elected to attend college at UT Austin.
- Earned First Team All-Big 12 as a sophomore at the University of Texas-Austin in 2016 and became the inaugural recipient of the James and Huston Street Longhorn Award.

CAREER STATISTICS

YEAR	CLUB	AVG	G	AB	R	H	TB	2B	3B	HR	RBI	BB	IBB	SO	SB	CS	OBP	SLG	OPS
2017	Surprise (R)	.485	9	33	10	16	19	1	0	6	4	0	2	4	2		.585	.576	1.161
	Burlington (R)	.391	7	23	3	9	12	3	0	0	4	1	0	3	0	0	.385	.522	.906
	Idaho Falls (R)	.335	42	164	40	55	88	15	3	4	42	18	0	32	20	3	.423	.537	.960
2018	Lexington (A)	.285	62	228	41	65	95	13	1	5	32	17	0	56	14	7	.368	.417	.784
	Wilmington (A+)	.298	67	205	31	61	73	4	1	2	18	29	0	54	17	5	.438	.356	.794
2019	Surprise (R)	.000	1	2	0	0	0	0	0	0	1	1	0	1	0	0	.500	.000	.500
	Idaho Falls (R)	.304	7	23	5	7	13	1	1	1	6	4	0	7	0	0	.448	.565	1.013
	NW ARKANSAS (AA)	.262	59	195	26	51	70	8	1	3	18	21	0	59	16	5	.354	.359	.713
2020																			
Did not play (no minor league season)																			
Minor League Totals		.302	254	873	156	264	370	45	8	15	127	95	0	214	71	22	.404	.424	.828



**ASA
LACY**

[@The_Ace35](#)
[@the_Ace35](#)

LEFT-HANDED PITCHER

HEIGHT | WEIGHT | BATS | THROWS
6'4" | 215 | L | L

BORN: June 2, 1999 in Bryan, Texas

OPENING DAY AGE: 21 (Turns 22 on June 2)

RESIDES: Kerrville, Texas



CAREER HIGHLIGHTS

- **2021:** Enters the season as the No. 3 prospect in the Royals' minor league system, according to Baseball America, and No. 37 overall...also ranked as the No. 30 overall prospect by MLB.com.
- **2020:** Spent his first pro season at the Alternate Training Site in Kansas City, Kansas ... also participated in the Postseason Instructional Camp at Kauffman Stadium in October.

CAREER HIGHLIGHTS

DRAFTED: 1st Round (4th Overall) 2020, Texas A&M University

DRAFTED: 31st Round (942nd Overall) 2017, Tivy HS (Kerrville, TX) by CLEVELAND

Prospect Ranking: Enters 2021 as the No. 4 prospect in the Royals system according to MLB Pipeline, 30th Overall in baseball ... Baseball America's No. 3 prospect in the Royals system, 37th Overall in overall.

MISCELLANEOUS NOTES

- Full name is **Asa Edward Lacy** ... currently resides in Kerrville, Texas, during the offseason.
- **2018 - 2020:** Attended Texas A&M University ... named a 2020 Baseball America and Collegiate Baseball First Team pre-season All-American ... also named a Third Team All-American in 2019 by the National College Baseball Writers Association (NCBWA) and a Golden Spikes Award semifinalist ... despite having his junior season cut short by the coronavirus pandemic, finished college career with a 14-5 record and a 2.07 ERA (35 ER in 152.0 IP) with 224 strikeouts (13.3 K/9) ... in his four starts as a junior in 2020, went 3-0 with a 0.75 ERA (2 ER in 24.0 IP), striking out 46 of the 93 batters he faced (49.5%).
- When he was drafted fourth overall, he became the highest drafted player in the history of Texas A&M's baseball program.
- Pitched for the USA Baseball Collegiate National Team in 2019 with now fellow Royals farmhand Nick Loftin (INF).
- Graduated from Tivy High School in Kerrville, Texas ... selected Collin Street Baker/TSWA Class 5A All-State First Team as a senior in 2017, was also selected to pitch in the Texas High School Baseball Coaches (THSBCA) All-Star Game...set a school record in 2017 with 13 wins, went 13-1 with a 0.93 ERA and 128 strikeouts in 97.1 innings (11.83 K/9) ... named District 26- 5A Newcomer of the Year in 2015 as a sophomore.
- Was drafted by the Cleveland Indians out of Tivy HS in the 31st round of the 2017 MLB Draft, but opted to attend Texas A&M.
- Father, Phillip, played varsity tennis at Sam Houston State, while his grandfather, Dan Davison, was a halfback at Texas A&M.
- Enjoys hunting, fishing and ping pong in his free time, also a member of the member of the National Honor Society.
- Listed as having the "Best Slider" among KC's prospects according to Baseball America's 2021 Best Tools survey.

CAREER STATISTICS

YEAR	CLUB	W	L	ERA	G	GS	CG	SHO	SV	IP	H	R	ER	HR	HB	BB	SO	WHIP	AVG
2020																			

Did not play (no minor league season)



**ALEC
MARSH**

@AlecMarsh8

@alecmarsh8

RIGHT-HANDED PITCHER

HEIGHT | WEIGHT | BATS | THROWS
6'3" | 220 | R | R

BORN: May 14, 1998 in Waukesa, Wisconsin

OPENING DAY AGE: 22 (Turns 23 on May 14)

RESIDES: Milwaukee, Wisconsin



CAREER HIGHLIGHTS

- **2021:** As a non-roster invitee to Royals camp, appeared in 2 Cactus League games, pitching to a 0.00 ERA (0 ER in 2.0 IP) with 2 K.
- **2020:** Spent part of the season at the Royals' Alternate Training Site in Kansas City, Kansas, then participated in the Royals' Postseason Instructional Camp at Kauffman Stadium in October.
- Pitched for the Eastern Reyes del Tigre in the independent Constellation Energy League, which operated in Texas during July and August ... went 0-1 with a 4.50 ERA (2 ER in 4.0 IP), collecting six strikeouts ... his manager was former Royals pitching coach Dave Eiland (2011-2017).
- **2019:** Made 13 starts for Idaho Falls (Rookie Advanced) in his first professional season, going 0-1 with a 4.05 ERA (15 ER in 33.1 IP) with 38 strikeouts (10.3 K/9) compared to just four walks.
- Did not walk a batter in his first five starts and surrendered his one free pass in his first eight outings (20.1 innings).
- Did not allow a run over his final three starts (9.0 IP), after allowing a total of six earned runs in a span of two outings (August 9-15).
- Posted a 2.25 ERA (6 ER in 24.0 IP) with one walk and 27 strikeouts in his nine home starts.
- Held left-handed batters to a .208 average (11-for-53) with one home run.

AWARDS



LEAGUE CHAMPION

(Pioneer League, Idaho Falls, 2019)

CAREER HIGHLIGHTS

DRAFTED: Competitive Balance Round B (70th) 2019, Arizona State University

Professional Debut: June 18, 2019 (Idaho Falls) vs. Missoula: 2.0 IP, 0 R, 3 K

First Professional Win: TBD

Prospect Ranking: Enters 2021 as the No. 12 prospect in the Royals system according to MLB Pipeline ... *Baseball America's* No. 12 Royals prospect.

SINGLE-GAME CAREER HIGHS

IP: 3.0, 8x (Last: 9/4/19)

Home Runs: 2 (8/15/19)

Strikeouts: 6 (8/15/19)

Hits: 6 (7/25/19)

Walks: 2 (8/9/19)

Runs: 4 (8/9/19)

Pitches Thrown: 48, 3x (Last: 8/15/19) **Strikes Thrown:** 33 (8/15/19)

Longest Scoreless Streak: 9.0 IP (8/21/19 to 9/4/19)

MISCELLANEOUS NOTES

- Full name is **Alec Tylar Michael Marsh** ... resides in Milwaukee, Wisconsin during the offseason.
- Attended Arizona State University, where he was named to the Golden Spikes Award Midseason Watch List and the Collegiate Baseball Hall of Fame Watch List of the National Pitcher of the Year as a junior in 2019, team won 21 straight to start the season
- Went 9-3 with a 3.17 ERA (34 ER in 96.2 IP) in 16 outings as a junior, including three double-digit strikeout effort ... tossed a three-hit complete game with nine strikeouts in a 4-1 win vs. #3 Oregon State on April 12, 2019, when the Royals first took notice of them as they were at the game scouting OSU catcher and 2019 1st overall pick Adley Rutschman.
- Allowed three earned runs or fewer in 31 of his last 34 appearances dating back to his freshman season ... dating back to sophomore season, Marsh posted a quality start (6+ innings pitched with 3 or fewer earned runs allowed) in 16 of his 23 starts since assuming ASU's Friday Night starter role midway through the 2018 season.
- Struggled his freshman year with Sun Devils ... finished 2017 with an 8.14 ERA in 11 appearances and 21.0 innings
- Graduated from Ronald Reagan High School in Milwaukee in 2016 ... posted a 1.21 ERA, while batting .474 during his senior campaign, which he served as team captain.

CAREER STATISTICS

YEAR	CLUB	W	L	ERA	G	GS	CG	SHO	SV	IP	H	R	ER	HR	HB	BB	SO	WHIP	AVG
2019	Idaho Falls (R)	0	1	4.05	13	13	0	0	0	33.1	30	16	15	5	0	4	38	1.02	.238
2020	Did not play (no minor league season)																		
Minor League Totals		0	1	4.05	13	13	0	0	0	33.1	30	16	15	5	0	4	38	1.02	.238



RUDY MARTIN

Twitter: @RudyM4rtin
Instagram: @rudymartin4

OUTFIELDER

HEIGHT: 5'7" | WEIGHT: 155 | BATS: L | THROWS: L

BORN: January 31, 1996 in Memphis, Tennessee

OPENING DAY AGE: 25

RESIDES: Olive Branch, Mississippi



CAREER HIGHLIGHTS

- **2019:** Split time between Lexington (A), Wilmington (A+) and Omaha (AAA) ... Slashed .185/.260/.283 (58-for-314) in 100 games with six home runs and 23 runs batted in, while drawing 27 walks ... tied for eighth among Royals farmhands with 25 steals.
- Named South Atlantic League Player of the Week for the period of August 12-18, a six-game stretch in which he hit .400 (8-for-20) with two doubles, a triple, two homers and six RBI.
- **2018:** Spent majority of the season with Wilmington while spending time with AZL Royals due to a rehab assignment (Missed nearly two months and 50 games due to a leg injury) and one cameo in Northwest Arkansas ... combined to hit .235/.346/.381 ... set career-highs in home runs (6), RBIs (46), doubles (15), stolen bases (29) and runs scored (51).
- Ranked tied for second in the Carolina League in stolen bases despite playing just 75 games with the Blue Rocks ... Stole multiple bases in 5 of his 75 games.
- **2017:** Spent the season with Lexington (A) ... played in 37 games before missing the rest of the season due to an injury ... hit .277/.365/.403 with the Legends with 26 stolen bases in 30 attempts, leading the team in the category.
- Finished fourth among Royals' farmhands in steals and earned Willie Wilson Baserunner of the Year award for the organization.
- **2016:** Played with Idaho Falls (Rookie) and the Arizona League Royals (Rookie) ... hit a combined .250/.342/.337 with 20 stolen bases in 24 attempts with two homers, five doubles and two triples with 30 runs scored in 46 total games.
- **2015:** Played for the Surprise (AZL) Royals and Idaho Falls ... Slashed a combined .331/.469/.525 with a career-high nine triples.
- Named Surprise Player of the Year, ranking among AZL leaders in on-base percentage (.477, 1st), triples (9, tied 1st), runs (41, tied 1st), walks (34, tied 1st), slugging percentage (.541, 2nd) and batting average (.338, 4th) in his pro debut.

AWARDS



ORGANIZATIONAL AWARDS & HONORS

(Willie Wilson Baserunner of Year, 2017)

(Player of the Year, Surprise Royals, 2015)



LEAGUE AWARDS & HONORS

(Post-Season All-Star, Arizona League, 2015)

(Player of the Week, South Atlantic League, 8/18/2019)



LEAGUE CHAMPION

(Carolina League, Wilmington, 2019)

CAREER HIGHLIGHTS

DRAFTED: 25th Round (753rd Overall) 2014, Lewisburg High School (Miss.)

Professional Debut: July 1, 2015 (Surprise): 0-for-2 vs AZL Diamondbacks

First Professional Homer: July 17, 2015 (Surprise) vs. AZL Rangers

SINGLE-GAME CAREER HIGHS

Hits: 4 (7/17/15)

Doubles: 2, 2x (Last: 8/24/18)

RBI: 5, 3x (Last: 4/19/18)

Steals: 4 (5/19/19)

Runs: 3, 7x (Last: 6/15/19)

Home Runs: 2 (6/23/18)

Walks: 3, 2x (Last: 4/12/18)

Hit Streak: 9 G (4/24/18 to 6/27/18)

MISCELLANEOUS NOTES

- Full name is **Rutilious Tamarge Martin Jr.** ... currently resides in Olive Branch, Mississippi in the offseason.
- Graduated from Lewisburg (Miss.) High in 2014 ... originally committed to play at Texas Tech; but signed with the Royals.

CAREER STATISTICS

YEAR	CLUB	AVG	G	AB	R	H	TB	2B	3B	HR	RBI	BB	IBB	SO	SB	CS	OBP	SLG	OPS
2015	Surprise (R)	.338	40	133	41	45	72	6	9	1	11	34	0	28	14	3	.477	.541	1.018
	Idaho Falls (R)	.167	2	6	1	1	1	0	0	0	0	1	0	3	2	0	.286	.167	.452
2016	Surprise (R)	.313	5	16	0	5	7	0	1	0	2	1	0	6	1	1	.353	.438	.790
	Idaho Falls (R)	.244	41	156	30	38	51	5	1	2	14	17	0	51	19	3	.341	.327	.668
2017	Lexington (A)	.277	37	119	25	33	48	7	1	2	19	16	0	37	26	4	.365	.403	.768
2018	Idaho Falls (R)	.265	9	34	9	9	11	2	1	2	9	6	0	11	0	0	.357	.559	.916
	Wilmington (A+)	.232	75	259	42	60	93	13	4	4	37	39	0	93	29	6	.345	.359	.704
	NW ARKANSAS (AA)	.000	1	1	0	0	1	0	0	0	0	0	1	0	0	0	.000	.000	.000
2019	Lexington (A)	.213	26	89	8	19	34	4	1	3	12	5	0	35	4	4	.263	.382	.645
	Wilmington (A+)	.164	62	183	19	30	38	3	1	1	7	19	0	68	16	5	.254	.208	.461
	Omaha (AAA)	.214	12	42	7	9	17	2	0	2	4	3	0	12	6	1	.283	.405	.687
2020 Did not play (no minor league season)																			
Minor League Totals		.240	310	1038	182	249	380	42	19	17	115	141	0	345	117	27	.341	.366	.707



MARCELO MARTINEZ

@marcelomtz03

LEFT-HANDED PITCHER

HEIGHT | WEIGHT | BATS | THROWS
6'2" | 190 | L | L

BORN: August 10, 1996 in Reynosa, México

OPENING DAY AGE: 24 (Turn 25 on August 10)

RESIDES: Reynosa, México



CAREER HIGHLIGHTS

- **2019:** Began season with Lexington (A), making two appearances out of the bullpen with 10 strikeouts and a 2.00 ERA (2 ER in 9.0 IP) before finishing the season with the Wilmington Blue Rocks (A+).
- With Wilmington, he made 21 starts (25 appearances), going 6-7 with a 4.23 ERA (57 ER in 121.1 IP) in with 108 strikeouts to just 37 walks (2.92 K/BB).
- Made one postseason appearance for the Blue Rocks, pitching two scoreless innings out of the bullpen on September 4, striking out three against the Salem Red Sox in the team's first postseason game of their run to the Mills Cup.
- **2018:** Named Burlington Pitcher of the Year in his professional debut ... led the Appalachian League in ERA (2.68), strikeouts (71), K/9 (11.2), opponents average (.216) and WHIP (1.00) ... also named a Baseball America Rookie All-Star for his efforts in the Appy League.
- In consecutive starts on August 1 and 7, he recorded 6.0 scoreless innings on one hit and 12 strikeouts, against the Pulaski Yankees, followed by 6.0 no-hit, scoreless innings with 10 strikeouts against the Danville Braves... the August 1 start earned him Appalachian League Pitcher of the Week honors, and he was later named Burlington's Pitcher of the Month for August.
- Also struck out 12 batters on June 30, allowing just one run across 5.0 innings, but took the loss in a 4-0 defeat to Pulaski.

AWARDS



ORGANIZATIONAL AWARDS & HONORS

(Pitcher of the Year, Burlington Royals, 2018)



BASEBALL AMERICA ROOKIE ALL-STAR

(Burlington Royals, 2018)



LEAGUE AWARDS & HONORS

(Pitcher of the Week, Appalachian League, 8/5/2018)



LEAGUE CHAMPION

(Carolina League, Wilmington, 2019)

(South Atlantic League, Lexington, 2019)

(South Atlantic League, Lexington, 2018)

CAREER HIGHLIGHTS

SIGNED: July 2, 2018 by Kansas City as an International Free Agent

Professional Debut: June 21, 2018 (Idaho Falls) @ Grand Junction: 2.0 IP, 0 R, 3 K

First Professional Win: July 19, 2018 (Burlington) vs. Bristol: 5.0 IP, 1 R, 8 K

SINGLE-GAME CAREER HIGHS

IP: 6.2 (8/6/19)

Home Runs: 3 (6/9/19)

Strikeouts: 12, 2x (Last: 8/1/18)

Hits: 9 (7/12/18)

Walks: 5 (4/30/19)

Runs: 7 (5/18/19)

Pitches Thrown: 104 (7/30/19)

Strikes Thrown: 67, 2x (Last: 8/20/18)

Longest Scoreless Streak: 14.0 IP (7/25/18 to 8/13/18)

MISCELLANEOUS NOTES

- Currently resides in Reynosa, Mexico during the offseason.
- Pitched four games in the Mexico League in 2017 with three strikeouts and a 3.00 ERA (1 ER in 3.0 IP)
- Since 2017, has pitched in the Mexican Pacific Winter League for the Naranjeros de Hermosillo ... there, he's pitched in 54 games (1 start) with 84 strikeouts and a 2.23 ERA (18 ER in 72.2 IP) ... signed with Royals after a strong first season in MPWL.

CAREER STATISTICS

YEAR	CLUB	W	L	ERA	G	GS	CG	SHO	SV	IP	H	R	ER	HR	HB	BB	SO	WHIP	AVG
2018	Idaho Falls (R)	0	1	1.50	2	0	0	0	0	6.0	4	1	1	1	0	2	10	1.00	.190
	Burlington (R)	5	3	2.68	10	10	1	1	0	57.0	46	18	17	3	0	11	71	1.00	.216
	Lexington (A)	1	0	4.50	1	1	0	0	0	6.0	4	3	3	1	0	1	9	0.83	.182
2019	Lexington (A)	0	0	2.00	2	0	0	0	1	9.0	9	2	2	1	0	0	10	1.00	.250
	Wilmington (A+)	6	7	4.23	25	21	0	0	1	121.1	112	59	57	16	1	37	108	1.23	.243
2020																			
Did not play (no minor league season)																			
Minor League Totals		12	11	3.61	40	32	1	1	2	199.1	175	83	80	22	1	51	208	1.15	.235



**MJ
MELENDEZ**

CATCHER

HEIGHT | WEIGHT | BATS | THROWS
6'1" | 190 | L | R

BORN: November 29, 1998 in Daytona Beach, Florida

OPENING DAY AGE: 22

RESIDES: Miami, Florida

@mjmelendez7

@mjmelendez7



CAREER HIGHLIGHTS

- **2021:** As a non-roster invitee to Royals camp, appeared in 6 Cactus League games, going 0-for-6 with 1 walk.
- **2020:** As a non-roster invitee to Royals camp, appeared in 10 Cactus League games, going 3-for-16 at the plate.
- Spent the season at the Royals' Alternate Training Site in Kansas City, Kansas, then participated in the Postseason Instructional Camp at Kauffman Stadium in October.
- **2019:** Spent the entire season with Wilmington (A+), playing in 110 games, which ranked third among Carolina League catchers.
- Named a Carolina League mid-season All-Star, entering the game as a reserve.
- Threw out 36-of-60 would be base stealers (60.0%)... His caught stealing totaled ranked 4th in the Carolina League, while he was the only catcher in the league to throw out better than 50% (min. 10 attempts).
- **2018:** Played the full season with Lexington (A), earning co-Player of the Year honors with Seuly Matias... Also named a MiLB.com Organization All-Star and a South Atlantic League mid-season All-Star.... Starting catcher for the South Division in the SAL All-Star Game, going 1-for-2 with a run scored.
- Ranked third in the league in triples (9), fourth in RBI (73) fifth in homers (19), total bases (206) and slugging (.492) and seventh in OPS (.814).
- Named SAL Player of the Week on May 20, after going 10-for-24 (.417) with a double, triple, four homers and eight RBI over six games the previous week.
- **2017:** Rated as the 13th-best prospect in the Arizona League by *Baseball America*, while playing for Surprise (Rookie) ... slashed .262/.374/.417 (44-for-168) with eight doubles, three triples and four homers.
- Reached safely in 41 of his 47 games, while he led Surprise in on-base percentage (min. 100 plate appearances), tied for the team lead in homers and ranked second in RBI.

AWARDS



ORGANIZATIONAL AWARDS & HONORS

(Frank White Defensive Player of the Year, 2019)
(Mike Sweeney Award, 2018)
(MiLB.com Organization All-Star, 2018)
(Co-Lexington Player of the Year, 2018)



LEAGUE AWARDS & HONORS

(Mid-Season All-Star, Carolina League, Wilmington, 2019)
(Mid-Season All-Star, South Atlantic League, Lexington, 2018)



LEAGUE CHAMPION

(Carolina League, Wilmington, 2019)
(South Atlantic League, Lexington, 2018)

CAREER HIGHLIGHTS

DRAFTED: 2nd Round (52nd Overall) 2017, Westminster Christian HS (Fla.)

Professional Debut: June 25, 2017 (Surprise Royals): 1-for-3 vs AZL Rangers

First Professional Homer: July 18, 2017 (Surprise) vs. AZL Padres

Prospect Ranking: Enters 2021 as the No. 14 prospect in the Royals system according to MLB Pipeline... *Baseball America's* No. 16 Royals prospect.

SINGLE-GAME CAREER HIGHS

Hits: 4 (8/18/18)

Doubles: 2, 4x (Last: 5/7/19)

RBI: 6 (5/21/18)

Steals: 2 (6/28/19)

Runs: 3 (6/30/17)

Home Runs: 2, 2x (Last: 8/28/18)

Walks: 3 (8/18/17)

Hit Streak: 7 G (8/8/17 - 8/17/17)

MISCELLANEOUS NOTES

- Full name is **Mervyl S. Melendez, Jr.** ... currently resides in Miami, Florida, during the offseason.
- **2017:** Graduated from Westminster Christian High School (Fla.) after transferring from his Alabama high school to play closer to his father Mervyl Sr., who is the head coach at Florida International University ... hit .391 with eight home runs and 29 RBI as a senior.
- Played for Team USA's 18U National team in 2016, helping the squad win its second straight World Championship.
- Ranked as the third-best catcher and #72 overall draft prospect in the 2017 First-Year Player Draft, according to MLB.com.

CAREER STATISTICS

YEAR	CLUB	AVG	G	AB	R	H	TB	2B	3B	HR	RBI	BB	IBB	SO	SB	CS	OBP	SLG	OPS
2017	Surprise (R)	.262	47	168	25	70	8	8	3	4	30	26	0	60	4	2	.374	.417	.790
2018	Lexington (A)	.251	111	419	52	206	26	26	9	19	73	43	0	143	4	6	.322	.492	.814
2019	Wilmington (A+)	.163	110	363	34	113	23	23	2	9	54	44	0	165	7	5	.260	.311	.571
2020	Did not play (no minor league season)																		
Minor League Totals		.219	268	950	111	389	427	57	14	32	157	113	0	368	15	13	.308	.409	.717



KEVIN MERRELL

INFIELDER

HEIGHT | WEIGHT | BATS | THROWS
6'1" | 180 | L | R

BORN: December 14, 1995 in Odessa, Florida

OPENING DAY AGE: 25

RESIDES: Odessa, Florida



CAREER HIGHLIGHTS

- **2020:** Was invited to Big League camp with Kansas City and appeared in 13 games before the pandemic ended Spring Training ... stole home on March 1 against former club, Oakland.
- **2019:** Spent the 2019 season in the Double-A Texas League with Double-A Midland and Double-A Northwest Arkansas ... was traded to the Royals by Oakland on July 14 in exchange for Homer Bailey (RHP).
- Turned a Texas League-most 72 doubles plays and tied for third in the league with eight triples between the RockHounds and Naturals.
- **2018:** Named a midseason All-Star in the California League, but was placed on the Injured List on July 3 with a left elbow injury (second-degree sprain of left elbow) and missed the rest of the season ... suffered a concussion scare while rehabbing in Arizona.
- Dealing with nagging injuries, he batted just .267 with 13 extra-base hits and five steals in 62 games in the California League.
- Tied for eighth in the organization in triples (6).
- **2017:** Hit .320 (40-for-125) in his professional debut with the Vermont Lake Monsters which ranked second in the New York-Penn League (min. 100 at bats)362 on-base percentage ranked ninth in the league.

AWARDS



LEAGUE AWARDS & HONORS

(Mid-Season All-Star, California League, 2018)

CAREER HIGHLIGHTS

DRAFTED: CBA Round (33rd Overall) 2017, University of South Florida by OAKLAND

ACQUIRED: July 14, 2019, Traded from Oakland for RHP Homer Bailey

Professional Debut: July 1, 2015 (Surprise): 0-for-2 vs AZL Diamondbacks

First Professional Homer: July 17, 2015 (Surprise) vs. AZL Rangers

SINGLE-GAME CAREER HIGHS

Hits: 4 (7/17/15)

Doubles: 2, 2x (Last: 8/24/18)

RBI: 5, 3x (Last: 4/19/18)

Steals: 4 (5/19/19)

Runs: 3, 7x (Last: 6/15/19)

Home Runs: 2 (6/23/18)

Walks: 3, 2x (Last: 4/12/18)

Hit Streak: 9 G (4/24/18 to 6/27/18)

MISCELLANEOUS NOTES

- Full name is **Kevin Custer Merrell** ... currently resides in Odessa, Florida, during the offseason.
- 2015-2017: Attended the University of South Florida, hitting .353 with 56 stolen bases in 153 career games for the Bulls ... in his junior year hit in 2018, hit .384 in 52 games and was selected by Oakland in the first round (33rd overall) in the First-Year Player Draft ... named a freshman All-American at the University of South Florida in 2015, after batting .346 in 60 games
- Graduated from Steinbrenner High School (Florida) in 2014.

CAREER STATISTICS

YEAR	CLUB	AVG	G	AB	R	H	TB	2B	3B	HR	RBI	BB	IBB	SO	SB	CS	OBP	SLG	OPS
2017	Vermont (R)	.320	31	125	27	40	53	5	1	2	9	9	0	22	10	3	.362	.424	.786
2018	AZL Athletics (R)	.600	4	10	3	6	10	0	2	0	1	1	0	1	2	1	.636	1.000	1.636
	Vermont (R)	.500	5	16	4	8	10	0	1	0	0	3	0	3	0	0	.579	.625	1.204
	Stockton (A+)	.267	62	270	38	72	88	10	3	0	24	15	1	66	5	4	.308	.326	.634
2019	Midland (AA)	.246	82	289	37	71	98	13	4	2	34	18	1	67	13	4	.292	.339	.631
	NW ARKANSAS (AA)	.235	42	166	14	39	52	5	4	0	13	9	0	38	9	2	.278	.313	.592
2020	Did not play (no minor league season)																		
Minor League Totals		.269	226	876	123	236	311	33	15	4	81	55	2	197	39	14	.314	.355	.669



ÁNDRES NÚÑEZ

Twitter @anunez45_

Instagram @anunez45_

RIGHT-HANDED PITCHER

HEIGHT | WEIGHT | BATS | THROWS
6'4" | 240 | R | R

BORN: September 20, 1995 in Southwest Ranches, Fla.

OPENING DAY AGE: 25 (Turns 26 on September 20)

RESIDES: Southwest Ranches, Florida



CAREER HIGHLIGHTS

- **2019:** Made 35 appearances out of the bullpen for Lexington (A), going 3-2 with a 2.21 ERA (13 ER in 53.0 IP) with 68 strikeouts (11.55K/9), compared to 12 walks (2.0 BB/9).
- Lexington's July Pitcher of the Month for July, carrying a 2.04 ERA (4 ER in 17.2 IP) across seven appearances during the month ... Held a team-leading 14.3 K/9 (28 K) in July, tied for the second-highest K/9 in the South Atlantic League over the month (min. 15.0 IP ... the month was highlighted by his performance on July 16, when he struck out six batters over 4.0 innings of relief while permitting one unearned run on two hits to pick up a win in extra innings ... Over his first six outings in July, Nunez held a 0.54 ERA (1 ER in 16.2 IP) while opponents batted just .153 (9-for-59).
- Followed up his stellar July with a scoreless August, did not allow an earned run through seven appearances and 9.1 innings, surrendering just four hits and one walk while striking out 12.
- **2018:** Made 15 appearances out of the bullpen between Surprise (RK) and Burlington (RK), going a combined 1-0 with a 2.92 ERA (8 ER in 24.2 IP) with 27 strikeouts (9.85 K/9), compared to 7 walks (2.6 BB/9).
- Allowed four runs in 0.2 inning in his professional debut with Surprise (June 18th vs. AZL Mariners), but posted a 1.50 ERA (4 ER in 24.0 IP) in 14 appearances after that.

AWARDS



LEAGUE CHAMPION

(South Atlantic League, Lexington Legends, 2019)

CAREER HIGHLIGHTS

DRAFTED: 29th Round (872nd Overall) 2018, Florida International University

Professional Debut: June 18, 2018 (AZL Royals) vs. AZL Mariners: 0.2 IP, 4 R, 0 K

First Professional Win: June 28, 2018 (AZL Royals) vs. AZL Rangers: 2.0 IP, 0 R, 3 K

SINGLE-GAME CAREER HIGHS

IP: 5.0 (6/23/19)

Strikeouts: 6 (7/16/19)

Walks: 3 (7/21/19)

Pitches Thrown: 60 (6/23/19)

Home Runs: 1, 4x (Last: 8/17/18)

Hits: 5, 2x (Last: 6/23/19)

Runs: 4, 2x (Last: 5/12/19)

Strikes Thrown: 46 (6/23/19)

Longest Scoreless Streak: 9.1 IP (8/6/19 to 9/1/19)

MISCELLANEOUS NOTES

- Currently resides in Southwest Ranches, Florida, during the offseason ... 22 miles NW of Miami, 15 SW of Fort Lauderdale
- **2015-2018:** Attended Florida International University, played under fellow Royals' farmhand MJ Melendez' dad Mervyl ... in 2018, earned All-Conference USA Second Team honors, going 6-2 with a team-leading 3.42 ERA (26 ER in 68.1 IP) and 77 strikeouts in 16 appearances (11 starts) ... had a five-game stretch in which he went 4-0 with a 0.84 ERA (3 ER in 32 IP) and 33 strikeouts ... missed his entire sophomore season at FIU in 2017 due to "a rare lat injury"
- Graduated from Archbishop McCarthy High School (Florida) in 2014, where he won two state championships, two regional titles and three district titles.
- Father, Rodolpho is a tennis pro and played collegiately at Shorter College.

CAREER STATISTICS

YEAR	CLUB	W	L	ERA	G	GS	CG	SHO	SV	IP	H	R	ER	HR	HB	BB	SO	WHIP	AVG
2018	Surprise (R)	1	0	3.12	11	0	0	0	1	17.1	13	6	6	0	2	3	20	0.92	.200
	Burlington (R)	0	0	2.45	4	0	0	0	0	7.1	6	2	2	1	1	4	7	1.36	.222
2019	Lexington (A)	3	2	2.21	26	0	0	0	2	53.0	46	18	13	3	4	12	68	1.09	.229
2020	Did not play (no minor league season)																		
Minor League Totals		4	2	2.45	41	0	0	0	3	77.2	65	26	21	4	7	19	95	1.08	.221



DREW PARRISH

LEFT-HANDED PITCHER

HEIGHT | WEIGHT | BATS | THROWS
5'11" | 195 | L | L

BORN: December 8, 1997 in Cape Canaveral, Florida

OPENING DAY AGE: 23

RESIDES: Tallahassee, Florida

@Drewppp8
 @drewparishhh



CAREER HIGHLIGHTS

- **2019:** Pitched in nine games (four starts) for the Burlington Royals (R), going 3-0 with a 2.52 ERA (7 ER in 25.0 IP), striking out 39 (14.0 K/9) while walking just four (9.75 K/BB) in his professional debut.
- Earned his first professional win on July 11 against the Elizabethton Twins, pitching 3.0 innings out of the bullpen with five strikeouts in a 5-0 win over the E-Twins on the road.
- Did not allow a run in five of his nine appearances, or his last 5.1 innings of the season with the B-Royals.
- Did not appear in a postseason game with Burlington, who made it to the Appalachian League finals, but lost to the Johnson City Cardinals in a best-of-three series.

CAREER HIGHLIGHTS

DRAFTED: 8th Round (872th Overall) 2019, Florida State University

Professional Debut: June 6, 2019 (Burlington) vs. Pulaski: 1.2 IP, 3 R, 2 K

First Professional Win: June 11, 2019 (Burlington) vs. Elizabethton: 3.0 IP, 0 R, 5 K

SINGLE-GAME CAREER HIGHS

IP: 3.0 (8/24/19)

Home Runs: 2 (7/6/19)

Strikeouts: 8 (8/24/19)

Hits: 5 (7/6/19)

Walks: 1, 4x (Last: 8/18/19)

Runs: 3 (7/6/19)

Pitches Thrown: 46, 2x (Last: 7/17/19) **Strikes Thrown:** 33 (7/29/19)

Longest Scoreless Streak: 7.0 IP (7/29/19 to 8/11/19)

MISCELLANEOUS NOTES

- Full name is **Andrew Patrick Parrish** ... currently resides in Tallahassee, Florida during the offseason.
- **2017-2019:** Attended Florida State University, making two trips to the College World Series (2017, 2019) with the Seminoles ... in 2019, went 8-5 with 112 strikeouts in 81.2 innings (21.3 K/9) across 17 outings (16 starts) as a junior and the Noles Friday night starter throughout the season ... bookended the season with a pair of memorable performances: was part of a combined no-hitter on Opening Day against Maine (2/15), pitching five scoreless innings at the start in FSU's 10th no-no in school history ... ended his career with eight scoreless innings against No. 5 Arkansas in the opening game of the College World Series, FSU's first victory in the CWS opener since 1999 ... in 2018, was named All-ACC first team as a sophomore, had a 2.52 ERA, 128 strikeouts and held opponents to a .186 average ... pitched complete games in his final two appearances of the year, against NC State in the ACC Tournament (5/25) and Mississippi State in the NCAA Tournament (6/2).

CAREER STATISTICS

YEAR	CLUB	W	L	ERA	G	GS	CG	SHO	SV	IP	H	R	ER	HR	HB	BB	SO	WHIP	AVG
2019	Burlington (R)	3	0	2.52	9	4	0	0	0	25.0	19	7	7	4	0	4	39	0.92	.211
2020																			
Did not play (no minor league season)																			
Minor League Totals		3	0	2.52	9	4	0	0	0	25.0	19	7	7	4	0	4	39	0.92	.211



VINNIE PASQUANTINO



@VPasquantino



@pasquantino

FIRST BASEMAN

HEIGHT | WEIGHT | BATS | THROWS
6'4" | 230 | L | L

BORN: October 19, 1997 in Richmond, Virginia

OPENING DAY AGE: 23

RESIDES: Moseley Virginia



CAREER HIGHLIGHTS

- **2019:** In his professional debut, he was named the Burlington Royals Player of the Year, slashing .294/.371/.592 (62-for-211), with 14 home runs, 53 runs batted in and 27 walks.
- Led the Appalachian League in home runs (14), extra-base hits (33), total bases (125) and RBI, and ranked among the league leaders in slugging percentage (.592, 2nd), OPS (.962, 2nd) and runs (43, T-2nd).
- Was one of four Burlington players to earn league postseason All-Star honors.
- Named MiLB.com Organization All-Star and MiLB.com Appalachian League Player of the Month for August.
- Hit .385 (10-for-26) with a home run in six postseason games, helping lead the Burlington Royals to the Appalachian League Championship Series.
- Tied for sixth among all Royals farmhands in home runs, despite playing in just 57 games.
- Recorded a season-best nine-game hitting streak from July 8 to 19, hitting .306 (11-for-36) with four doubles, one home run and eight runs batted in.

AWARDS



ORGANIZATIONAL AWARDS & HONORS

(Player of the Year, Burlington Royals, 2019)

(MiLB.com Organization All-Star, 2019)



LEAGUE AWARDS & HONORS

(Post-Season All Star, Appalachian League, 2019)

(Player of the Month, Appalachian League, August 2019)

CAREER HIGHLIGHTS

DRAFTED: 11th Round (319th Overall) 2019, Old Dominion University

Professional Debut: June 18, 2019 (Burlington) 2-for-4 vs Bristol

First Professional Homer: June 18, 2019 (Burlington) vs Bristol

SINGLE-GAME CAREER HIGHS

Hits: 5 (8/11/19)

Doubles: 2, 3x (Last: 8/11/19)

RBI: 5 (8/27/19)

Steals: N/A

Runs: 3, 2x (Last: 8/6/19)

Home Runs: 2, 3x (Last: 8/27/19)

Walks: 3 (6/20/19)

Hit Streak: 9 G (7/8/19 to 7/19/19)

MISCELLANEOUS NOTES

- Full name is **Vincent Joseph Pasquantino** ... currently resides in his hometown of Moseley, Virginia during the offseason.
- **2017-2019:** Attended Old Dominion University (NCAA, Conference USA), played in 141 games over his three seasons with the Monarchs, slashing .309/.388/.507, (172-for-647) with 32 doubles, three triples, 24 home runs and 115 runs batted in ... named first-team All-Conference USA and earned second-team All-Region as a Junior in 2018, hitting .298/.402/.560 with 15 homers and 53 runs batted in over 65 games as a junior ... went 6-for-6 with 5 RBI in a game against Virginia Military Institute in 2018, matching the school record for hits in a game ... named a Freshman All-American by Collegiate Baseball News in 2017, also named to the Conference USA All-Freshman Team and a Second Team All-State selection by VaSID.
- Graduated from James River High School (Midlothian, Va.) in 2016, where he hit .537 as a junior and earned first team All-Region 6A South honors ... career .444 career hitter in high school with a .921 slugging percentage, a 2016 Rawlings Perfect Game Honorable Mention All-American and Two-time all-conference and all-region selection.
- Found out he was drafted while sitting in a McDonald's drive-through when his friend FaceTimed him.
- Co-hosts the podcast "A Whole New Ballgame" with Alex Feuz. Featured guests include: Darryl Strawberry and Dave O'Brien.
- Lists his favorite food as a Chipotle burrito bowl, enjoys mini golf and can do the splits.
- Grew up a Yankees and Jets fan.

CAREER STATISTICS

YEAR	CLUB	AVG	G	AB	R	H	TB	2B	3B	HR	RBI	BB	IBB	SO	SB	CS	OBP	SLG	OPS
2019	Burlington (R)	.294	57	211	43	62	125	17	2	14	53	27	1	40	0	0	.371	.592	.963
2020	Did not play (no minor league season)																		
Minor League Totals		.294	57	211	43	62	125	17	2	14	53	27	1	40	0	0	.371	.592	.963



BLAKE PERKINS

Twitter: @theBlakePerkins

Instagram: @blakeeperkins

OUTFIELDER

HEIGHT | WEIGHT | BATS | THROWS
5'11" | 181 | S | R

BORN: September 10, 1996 in Litchfield Park, Arizona

OPENING DAY AGE: 24 (Turns 25 on September 10)

RESIDES: Litchfield Park, Arizona



CAREER HIGHLIGHTS

- **2019:** Split season between Wilmington (A+) and Northwest Arkansas (AA) ... Slashed a combined .224/.330/.347 (89-for-398) with eight home runs and 34 runs batted in ... Drew 61 walks with 109 strikeouts ... Stole 22 bases in 30 attempts.
- Entered the season rated as the Royals' No. 23 prospect by MLB.com and No. 26 by *Baseball America*.
- Began season in Wilmington, promoted to the Naturals on May 3, sent back down to Wilmington May 18 and back to the Naturals on August 6.
- Matched a career high with eight home runs ... Ranked fourth among Royals farmhands with 61 walks and tied for sixth with six triples.
- **2018:** Acquired in a trade with Washington with former Natural, Kelvin Gutierrez and right-handed pitcher, Yohanse Morel in exchange for right-hander, Kelvin Herrera on June 18.
- Entered the season as the Nationals "Best Defensive Outfielder entering 2018" by *Baseball America*.
- Began the season playing for the Potomac Nationals (Washington, A+) in the Carolina League ... in 65 games for the Nationals, hit .234/.344/.29 (59-for-252) with 21 runs batted in and 42 walks in the first half of 2018, and he struck out 67 times.
- Posted a season-high 17-game on-base streak with the Blue Rocks from July 14 to August 2.
- **2017:** Entered the season ranked as Washington's No. 15 prospect by MLB Pipeline ... spent season with Hagerstown (Washington, A) ... Hit .255 with eight home runs and 48 RBIs in 129 games.
- Ranked sixth in the South Atlantic League and first among Nationals Minor Leaguers with 31 stolen bases ... led the lead with 105 runs scored, 25 more than the second-place player ... 105 runs ranked second in all of the Minors ... ranked first in walks and fourth in games played
- **2016:** Spent majority of the season with Auburn (Washington, A-) before being promoted to Hagerstown for the final week of the season ... Hit .230 with five doubles, one triple and one home runs 18 RBI and 10 stolen bases in 63 games between the two stops.

AWARDS



LEAGUE AWARDS & HONORS

(Mid-Season All Star, South Atlantic League, 2019)

CAREER HIGHLIGHTS

DRAFTED: 2nd Round (69th Overall) 2015, Verrado HS (Ariz.) by WASHINGTON

ACQUIRED: Trade with Washington (June 18, 2018) with 3B Kelvin Gutierrez and RHP Yohanse Morel for RHP Kelvin Herrera.

Professional Debut: June 22, 2015 (GCL Nationals) 1-for-5 vs GCL Cardinals

First Professional Homer: July 10, 2015 (GCL Nationals) vs GCL Cardinals

SINGLE-GAME CAREER HIGHS

Hits: 4, 6x (Last: 6/3/19)

Doubles: 2, 3x (Last: 4/22/18)

RBI: 4 (8/18/19)

Steals: 3, 2x (Last: 7/21/17)

Runs: 4, 3x (Last: 6/15/19)

Home Runs: 2 (7/18/19)

Walks: 4 (6/2/18)

Hit Streak: 8G, 2x (4/9/18 to 4/16/18)

MISCELLANEOUS NOTES

- Full name is **Blake Alexander Perkins** ... currently resides in Litchfield Park, Arizona in the offseason.
- Graduated from Verrado High School in Buckeye, Arizona ... posted a .583 on-base percentage, a .966 slugging percentage good for a 1.549 OPS while striking out just 16 times ... 2015 honorable mention All-American and West Region First Team by Perfect Game.
- Had committed to play at Arizona State University prior to signing with the Nationals as the 69th overall pick.

CAREER STATISTICS

YEAR	CLUB	AVG	G	AB	R	H	TB	2B	3B	HR	RBI	BB	IBB	SO	SB	CS	OBP	SLG	OPS
2015	GCL Nationals (R)	.211	49	166	21	35	47	5	2	1	12	13	0	36	4	5	.265	.283	.548
2016	Auburn (A-)	.233	56	210	31	49	59	5	1	1	16	25	0	39	10	3	.318	.281	.599
	Hagerstown (A)	.200	7	25	4	5	5	0	0	0	2	5	0	6	0	1	.333	.200	.533
2017	Hagerstown (A)	.255	129	482	105	123	182	27	4	8	48	72	1	118	31	8	.354	.378	.732
2018	Potomac (A+)	.234	65	252	39	59	73	11	0	1	21	42	2	67	12	5	.344	.290	.634
	Wilmington (A+)	.240	64	233	48	56	75	11	1	2	18	50	0	67	17	4	.381	.322	.703
2019	Wilmington (A+)	.226	86	288	43	65	102	11	4	6	22	52	0	79	18	7	.345	.354	.699
	NW ARKANSAS (AA)	.218	36	110	10	24	36	2	2	2	12	9	0	30	4	1	.287	.327	.614
2020	Did not play (no minor league season)																		
Minor League Totals		.236	492	1,766	301	416	579	72	14	21	151	442	3	268	96	34	.338	.328	.666



NICK PRATTO

[@n_pratto](#)
[@nick_pratto](#)

INFIELDER

HEIGHT | WEIGHT | BATS | THROWS
6'1" | 190 | L | L

BORN: October 6, 1998 in Huntington Beach, California

OPENING DAY AGE: 22

RESIDES: Huntington Beach, California



CAREER HIGHLIGHTS

- 2021:** As a non-roster invitee to Royals camp, appeared in 22 Cactus League games, slashing .345/.406/.862 (10-for-29) with three doubles, four home runs and six runs batted in.
- 2020:** Spent the season at the Royals' Alternate Training Site in Kansas City, Kansas, then participated in the Royals' Postseason Instructional Camp at Kauffman Stadium in October.
- 2019:** Spent the entire season with Wilmington (A+), helping the Blue Rocks win the Carolina League championship.
- Hit a career-low .191 for the season, with 21 doubles, a triple, nine homers... Ranked ninth in the league in games played (124).
- 2018:** Entered the season rated as the No. 1 prospect for Kansas City by *Baseball America* and No. 1 by MLB.com.
- Ranked among South Atlantic League leaders in runs (2nd), doubles (tied-2nd), hits (3rd), total bases (3rd), games (4th), extra-base hits (49, 5th) and batting average (6th).
- Earned Frank White Defensive Player of the Year for the Royals organization... Posted a .987 fielding percentage in 1,050 chances at first, leading the league in chances, games (125), putouts (962), assists (74) and double-plays (78).
- Ended the season hitting .370/.434/.661 (47-for-127) with a league-best 1.095 over the final six weeks of the season.
- 2017:** Named Surprise (Rookie) Player of the Year, leading the club in RBI (34), tying for the team lead in homers (4) and ranking second in hits (49).

AWARDS



ORGANIZATIONAL HONORS AND AWARDS

(Frank White Defensive Player of the Year, 2018)
(Surprise Player of the Year, 2017)



LEAGUE AWARDS & HONORS

(South Atlantic League, Mid-Season, Lexington, 2018)
(South Atlantic League All-Star Game MVP, 2018)



LEAGUE CHAMPION

(Carolina League, Wilmington, 2019)
(South Atlantic League, Lexington, 2018)

CAREER HIGHLIGHTS

DRAFTED: 1st Round (14th Overall) 2017, Huntington Beach HS (Calif.)

Professional Debut: June 25, 2017 (Surprise Royals): 0-for-3 vs AZL Rangers

First Professional Homer: July 18, 2017 (Surprise) vs. AZL Padres

Prospect Ranking: Enters 2021 as the No. 9 prospect in the Royals system according to MLB Pipeline... *Baseball America's* No. 10 Royals prospect.

SINGLE-GAME CAREER HIGHS

Hits: 4 (8/27/18)

Runs: 4 (8/27/18)

Doubles: 3 (6/30/18)

Home Runs: 1, 27x

RBI: 4, 2x (Last: 5/9/18)

Walks: 3 (7/26/18)

Steals: 2, 2x (Last: 6/2/19)

Hit Streak: 9 G, 2x (8/19/18 - 8/28/18)

MISCELLANEOUS NOTES

- Full name is **Nicholas Michael Pratto**... currently resides in Huntington Beach, California in the offseason.
- 2017:** Graduated from Huntington Beach High School, where he hit .318 with seven home runs as a senior and was rated as the "Best High School Hitter" in the June Draft, according to *Baseball America*.
- Originally committed to the University of Southern California before signing with the Royals.
- Played for Team USA's 18U National team in 2015-16, helping the squad to back-to-back World Championships, including with fellow Royals prospect MJ Melendez at the 2016 COPABE Pan Am "AAA" Championships in Monterrey Mexico.
- Became the third high school first basemen selected in the Top 15 of the MLB Draft since 2009 (Josh Naylor, 2015, Marlins & Dominic Smith, 2013, Mets... Became first high school first basemen selected by the Royals in the 1st round since Eric Hosmer in 2008.
- Collected a walk-off RBI single with the bases loaded to defeat Japan in the 2011 Little League World Series Championship for Huntington Beach (West/California).

CAREER STATISTICS

YEAR	CLUB	AVG	G	AB	R	H	TB	2B	3B	HR	RBI	BB	IBB	SO	SB	CS	OBP	SLG	OPS
2017	Surprise (R)	.247	52	198	25	49	82	15	3	4	34	24	0	58	10	4	.330	.414	.745
2018	Lexington (A)	.280	127	485	79	136	215	33	2	14	62	45	1	150	22	5	.343	.443	.786
2019	Wilmington (A+)	.191	124	419	48	80	130	21	1	9	46	49	0	164	17	7	.278	.310	.588
2020	Did not play (no minor league season)																		
Minor League Totals		.240	303	1102	152	265	427	69	6	27	142	118	1	372	49	16	.316	.387	.703



CARLOS SANABRIA

RIGHT-HANDED PITCHER

HEIGHT | WEIGHT | BATS | THROWS
6'3" | 200 | R | R

BORN: January 24, 1997 in La Victoria, Venezuela

OPENING DAY AGE: 24

RESIDES: Maracay, Venezuela



CAREER HIGHLIGHTS

- **2020:** Spent most of the season at Houston's alternate site but made his Major League debut with the Astros and pitched in two games: August 5 at Arizona and August 9 at Oakland, working the bottom of the eighth in both.
- Surrendered a two-run homer to Eduardo Escobar in his MLB debut, also allowing a single and two walks before retiring the side.
- Claimed off waivers by Kansas City on October 30, but granted free agency on December 2, re-signed with the Royals as a free agent on December 11.
- **2019:** Started the season with Fayetteville (A+) but was promoted to Corpus Christi (AA) on April 24, where he spent the remainder of the year.
- Between High-A and Double-A, made 43 total appearances ... recorded an 11.61 K/9 (86 K in 66.2 IP), the highest among all Astros minor league arms who started 10 or less games.
- Tied for sixth in the Texas League in saves (6), while his strikeout rate (11.6) ranked seventh among pitchers who worked at least 50.0 innings.
- Named a Texas League mid-season All-Star ... pitched a scoreless fourth inning with a strikeout.
- **2018:** Split the year between Quad Cities (A) and Buies Creek (A+) ... ranked second among Astros farmhands in saves (10), eighth in appearances (36) and tied for ninth in strikeouts (73) among pitchers who started fewer than 10 games ... named a Midwest League mid-season All-Star, retired both batters he faced, but suffered the loss in the 10-inning game, allowing the plated runner that started the inning on second scored ... won the Carolina League Championship with Buies Creek, beating the Potomac Nationals in a one-game playoff after the series was shortened due to approaching Hurricane Florence.
- **2017:** Spent the year with Quad Cities, making 19 appearances (12 starts) ... didn't make his season debut until May 18 ... pitched to a 3.67 ERA (23 ER in 56.1 IP) in his first 13 appearances (eight starts) of the season.
- **2016:** Split the season between Greenville (R) and Tri-City (A-), making a 15 appearances (eight starts), going 2-3 with a 3.69 ERA.
- **2015:** Spent the season with the GCL Astros ... opponents hit .233 against him in eight relief appearances, but .306 in seven starts.
- **2014:** Split the season between the Houston's Blue and Orange teams in the Dominican Summer League, working mostly out of the bullpen but started three games as well.

AWARDS



LEAGUE AWARDS & HONORS

(Texas League, Mid-Season All-Star, Corpus Christi, 2019)
(Midwest League, Mid-Season All-Star, Quad Cities, 2018)



LEAGUE CHAMPION

(Carolina League, Buies Creek, 2018)
(Midwest League, Quad Cities, 2017)

CAREER HIGHLIGHTS

ACQUIRED: Dec. 11, 2020, Signed by Kansas City as a Minor League Free Agent

MLB DEBUT: August 5, 2020 (HOUSTON) @ ARIZONA: 1.0 IP, 2 H, 2 R, 2 BB, 1 K

Professional Debut: June 4, 2014 (DSL Astros) vs. DSL Royals: 0.2 IP, 0 R, 1 K

First Professional Win: June 17, 2014 (DSL Astros 2) vs. DSL Rangers: 2.2 IP, 2 R, 2 K

SINGLE-GAME CAREER HIGHS

IP: 6.2 (5/30/17)

Strikeouts: 8 (8/22/17)

Walks: 5, 3x (Last: 8/10/17)

Pitches Thrown: 97 (8/22/17)

Home Runs: 2 (6/22/15)

Hits: 8, 2x (Last: 9/2/17)

Runs: 8 (6/23/16)

Strikes Thrown: 56 (8/10/17)

Longest Scoreless Streak: 13.2 IP (7/25/16 to 8/5/16)

MISCELLANEOUS NOTES

- Full name is **Carlos Miguel Sanabria** ... currently resides in Maracay, Venezuela during the offseason.

CAREER STATISTICS

YEAR	CLUB	W	L	ERA	G	GS	CG	SHO	SV	IP	H	R	ER	HR	HB	BB	SO	WHIP	AVG
2014	DSL Astros Blue (R)	0	0	0.00	4	0	0	0	0	4.2	3	1	0	0	1	4	4	1.50	.188
	DSL Astros Orange (R)	2	2	3.21	11	3	0	0	0	33.2	41	22	12	0	2	14	21	1.62	.301
2015	GCL Astros (R)	2	5	4.71	15	7	0	0	0	49.2	51	31	26	3	1	20	31	1.43	.271
2016	Greenville (R)	1	2	3.81	12	6	0	0	0	52.0	42	27	22	3	0	12	46	1.04	.221
	Tri-City (A-)	1	1	3.18	3	2	0	0	0	11.1	12	6	4	1	0	3	11	1.32	.267
2017	Quad Cities (A)	4	4	4.46	19	12	0	0	2	80.2	75	44	40	6	2	47	78	1.51	.246
2018	Quad Cities (A)	2	1	3.86	25	0	0	0	8	37.1	30	19	16	5	1	11	55	1.10	.217
	Buies Creek (A+)	1	0	4.50	11	0	0	0	2	18.0	16	9	9	1	1	12	18	1.56	.246
2019	Fayetteville (A+)	2	0	2.84	6	0	0	0	1	11.2	6	2	2	1	3	4	15	0.86	.140
	Corpus Christi (AA)	4	3	3.11	37	0	0	0	6	55.0	36	26	19	4	1	36	71	1.31	.185
2020	HOUSTON (AL)	0	0	9.00	2	0	0	0	0	2.0	3	2	2	1	0	3	2	3.00	.333
Major League Totals (MLB)		0	0	9.00	2	0	0	0	0	2.0	3	2	2	1	0	3	2	3.00	.333
Minor League Totals (MiLB)		19	18	4.47	143	30	0	0	19	302.0	312	187	150	24	12	163	350	1.57	.236



COLLIN SNIDER

@collinsnider11

@collinsnider11

RIGHT-HANDED PITCHER

HEIGHT | WEIGHT | BATS | THROWS
6'4" | 195 | R | R

BORN: October 10, 1995 in Murfreesboro, Tennessee

OPENING DAY AGE: 25

RESIDES: Murfreesboro, Tennessee



CAREER HIGHLIGHTS

- **2021:** Was a non-roster invitee to Big League Camp, pitched in three Cactus League games and did not allow a run across 3.0 innings, while striking out 5.
- **2019:** Made 28 regular season appearances at Wilmington (A+), going 5-3 with four saves and a 2.25 ERA 13 ER in 52.0 IP)
- Missed six weeks of the season, going on the Injured List on June 2 (retroactive to May 31) and was reinstated on July 15 after a rehab assignment with Surprise (Rookie).
- Pitched to a 2.73 ERA (10 ER in 33.0 IP) in his first 16 appearances (pre-injury), but posted a 1.42 mark (3 ER in 19.0 IP), in his final 12 outings, after returning from the IL.
- Did not allow a home run over his final 23 outings, spanning 37.0 innings (including his rehab assignment)... opponents slugged just .242 (3 doubles) against him from May 8 to end of the year.
- Recorded the save in Game 5 of the Mills Cup (Carolina League) semifinals to clinch Wilmington's berth in the championship series.
- **2018:** Made 29 appearances (9 starts) with Lexington (A)... went 5-7 with a 5.57 ERA (47 ER in 76.0 IP).
- Surrendered 13 home runs, which tied for sixth-most in the South Atlantic League.
- **2017:** Split his first professional season between Burlington (Rookie) and Lexington.
- Won three of his first 10 appearances with the B-Royals, including his first pro victory on July 2 at Princeton. Allowed runs in all five of his outings with Lexington, which included a season-high three runs in 3.0 innings on August 30 vs.

AWARDS



LEAGUE CHAMPION

(Carolina League, Wilmington, 2019)

(South Atlantic League, Lexington, 2018)

CAREER HIGHLIGHTS

DRAFTED: 12th Round (360th) 2017, Vanderbilt University (Nashville, Tenn.)

Professional Debut: June 25, 2017 (Burlington) vs. Bluefield: 0.2 IP, 2 R, 1 K

First Professional Win: July 2, 2017 (Burlington) vs. Princeton: 2.1 IP, 1 R, 2 K

SINGLE-GAME CAREER HIGHS

IP: 6.0 (4/8/18)

Home Runs: 3 (4/25/18)

Strikeouts: 5 (5/19/18)

Hits: 7 (7/6/17)

Walks: 2, 6x (Last: 8/18/19)

Runs: 7 (7/6/17)

Pitches Thrown: 90 (4/13/18)

Strikes Thrown: 57 (4/13/18)

Longest Scoreless Streak: 10.1 IP (7/12/19 to 8/3/19)

MISCELLANEOUS NOTES

- Full name is **Collin Kenneth Snider** ... currently sides in Murfreesboro, Tennessee during the offseason, with his wife, Rachel Snider, and dog, Jax.
- Graduated from Riverdale High School (Murfreesboro, Tenn.), where he lettered for four years in baseball.
- **2015-2017:** Attended Vanderbilt University, making 60 appearances (one start) in three seasons ... over his first two seasons (2015-16), he went 4-0 with a 2.52 ERA (15 ER in 53.2 IP) ... was teammate at Vandy with future Big Leaguers: Kyle Wright (Braves), Jordan Sheffield (Mariners), Bryan Reynolds (Pirates), Ben Bowden (Rockies), Dansby Swanson (Braves), Walker Buehler (Dodgers) and Carson Fulmer (Reds) ... 2015 Commodores lost to Virginia in College World Series Championship, two games to one.

CAREER STATISTICS

YEAR	CLUB	W	L	ERA	G	GS	CG	SHO	SV	IP	H	R	ER	HR	HB	BB	SO	WHIP	AVG
2017	Burlington (R)	3	0	1.85	12	0	0	0	1	24.1	26	15	5	1	2	6	16	1.32	.274
	Lexington (A)	0	0	6.75	5	0	0	0	1	9.1	14	8	7	3	1	0	6	1.50	.333
2018	Lexington (A)	5	7	5.57	29	9	0	0	1	76.0	111	62	47	13	6	16	50	1.67	.330
2019	Surprise (R)	0	0	2.08	3	1	0	0	0	4.1	3	1	1	0	0	0	0	0.69	.188
	Wilmington (A+)	5	3	2.25	28	0	0	0	4	52.0	44	19	13	2	3	11	34	1.06	.233
2020	Did not play (no minor league season)																		
Minor League Totals		13	10	3.96	77	10	0	0	7	166.0	198	105	73	19	12	33	106	1.39	.292



ANDRÉS SOTILLET

RIGHT-HANDED PITCHER

HEIGHT | WEIGHT | BATS | THROWS
6'1" | 215 | R | R

BORN: March 2, 1997 in Cumana, Venezuela

OPENING DAY AGE: 24

RESIDES: Sucre, Venezuela

@el_de_manicure



CAREER HIGHLIGHTS

- **2020:** Participated in the club's postseason camp at Kauffman Stadium.
- **2019:** Spent the entire year with Northwest Arkansas (AA), going 6-1 with a 3.35 ERA (28 ER in 75.1 IP) ... his six victories ranked tied for third in the Texas League among pitchers who started five games or fewer.
- Started four of his first five outings, pitching to a 5.32 ERA (13 ER in 22.0 IP), before moving to the bullpen for the remainder of the year on May 6 ... was 0-1 with a 7.31 ERA (13 ER in 16.0 IP) as a starter, compared to 6-0 with a 2.28 ERA (15 ER in 59.1 IP) out of the bullpen.
- After allowing a run in his 1.0 inning of work on June 1 at Springfield, posted a 1.94 ERA (9 ER in 41.2 IP) over his final 22 outings ... that stretch started with a 14.1-inning scoreless streak (June 8-July 4).
- Pitched for the Venezuelan National Team at the in the WBSC Premier12 event in Taiwan, a 2020 Olympic Qualifying event ... pitched in two games with a 4.50 4.50 ERA (1 ER in 2.0 IP) ... pitched against Japan (Nov. 5) and Puerto Rico (Nov. 7), teammates with 2018 Nationals infielder Jacksson Flores.
- **2018:** Opened the season at Lexington (A), but was transferred to Wilmington (A+) on July 12 and combined to go 8-11 with a 4.47 ERA ... set career-marks in games pitched (26), starts (23), innings pitched (141.0 IP) and strikeouts (109) in his first full pro season.
- Tied with Jace Vines for second in the Royals system with 11 total losses, finished fourth in the Royals system with 109 total strikeouts.
- Pitched his first 9.0 inning, complete-game (second pro shutout), striking out a career-best 10 hitters with no walks against Greensboro on July 7 (5-0 W) in his final start for the Legends.
- **2017:** Pitched with three different Rookie-level affiliates: Idaho Falls, Burlington and Surprise ... combined to go 3-4 with a 6.67 ERA (42 ER in 56.2 IP) in 13 outings (12 starts).
- Allowed five home runs across four starts with Idaho Falls before moving to the AZL Royals on July 13, tossing 6.0 innings of one-run ball in AZL debut ... struck out season-high nine batters in 5.2 innings on July 18 @ AZL Mariners to earn second consecutive win.
- Moved to Burlington August 11, allowed at least four runs in all four starts with B-Royals.
- **2016:** Named Dominican Royals Pitcher of the Year in his professional debut, going 7-2 with a 1.52 ERA (11 ER in 65.0 IP) in 13 starts ... led Royals minor league pitchers in ERA (min. 60.0 IP) and ranked tied for fifth in wins.

MISCELLANEOUS NOTES

- Full name is **Andrés Alejandro Sotillet** (pronounced: ahn-DRACE soh-tee-YET) ... currently resides in Sucre, Venezuela during the offseason, with his daughter, Manuela Alejandra Sotillet Núñez.

CAREER STATISTICS

YEAR	CLUB	W	L	ERA	G	GS	CG	SHO	SV	IP	H	R	ER	HR	HB	BB	SO	WHIP	AVG
2016	DSL Royals (R)	7	2	1.52	13	13	1	1	0	65.0	48	15	11	0	3	8	41	0.86	.210
2017	Surprise (R)	3	0	2.28	5	4	0	0	0	27.2	27	7	7	1	0	6	26	1.19	.250
	Burlington (R)	0	2	11.20	4	4	0	0	0	13.2	22	19	17	1	2	3	5	1.83	.367
	Idaho Falls (R)	0	2	10.57	4	4	0	0	0	15.1	32	18	18	5	0	4	11	2.35	.427
2018	Lexington (A)	6	5	3.93	16	13	1	1	0	89.1	107	46	39	6	5	13	84	1.34	.296
	Wilmington (A+)	2	6	5.40	10	10	1	0	0	51.2	70	32	31	5	2	21	25	1.76	.337
2019	NW ARKANSAS (AA)	6	1	3.35	34	4	0	0	1	75.1	68	34	28	6	2	29	63	1.29	.239
2020																			
Did not play (no minor league season)																			
Minor League Totals		24	18	4.02	86	52	3	2	1	338.0	374	171	151	24	14	84	255	1.36	.282



GAVIN STUPIENSKI

@G_Stupienski
@gstupienski

CATCHER

HEIGHT | WEIGHT | BATS | THROWS
6-1 | 220 | L | R

BORN: March 12, 1994 in Princeton, New Jersey

OPENING DAY AGE: 27

RESIDES: Princeton, New Jersey



CAREER HIGHLIGHTS

- **2020:** Played for the Sussex County Miners in the All-American Baseball Challenge... In 22 games, slashed .363/.474/.463 (29-for-80) with two home runs and 17 runs batted in... Also drew 15 walks and stole 10 bases in 11 attempts.
- **2019:** Split time in Independent baseball between the Lake Erie Crushers in the Frontier League and the Sussex County Miners in the Can-Am League... 48 games, slashed .238/.340/.286 (30-for-126) with one home run and 14 runs batted in... Also drew 20 walks and stole 5 bases in 8 attempts.
- **2018:** Released by Arizona on March 25th... played 34 games for the Winnipeg Goldeyes in the American Association... Slashed .236/.291/.333 (17-for-72) with eight runs batted in... Doubled five times with one triple and five walks.
- **2017:** Split season between Missoula Osprey (Rookie) and Hillsboro Hops (Short Season A)... Across 21 games, slashed .354/.402/.573 (29-for-82) with three home runs and 18 runs batted in.
- **2016:** Selected by the Arizona Diamondbacks in the 12th round of the First Year Player Draft, 359th overall... hit .250 (17-for-68) across 26 games between the AZL Diamondbacks (Rookie) and Hillsboro (Short Season A) in his professional debut... drove in 15 runs with one home run.

CAREER HIGHLIGHTS

DRAFTED: 12th Round (359th Overall) 2016, UNC Wilmington by ARIZONA

SIGNED: May 8, 2021 by Kansas City as a Minor League Free Agent

Professional Debut: June 22, 2016 (Hillsboro) 0-for-4 vs. Eugene

First Professional Homer: July 26, 2016 (AZL D-Backs) vs. AZL Giants

SINGLE-GAME CAREER HIGHS

Hits: 3, 4x (Last: 9/8/17) **Runs:** 2, 3x (Last: 9/5/17)
Doubles: 2, 2x (Last: 9/5/17) **Home Runs:** 1, 4x (Last: 8/22/17)
RBI: 3, 4x (Last: 9/5/17) **Walks:** 2 (7/30/17)
Steals: 1, 2x (Last: 8/20/16) **Hit Streak:** 5 G (7/8/16 to 7/18/16)

MISCELLANEOUS NOTES

- Full name is **Gavin Raymond Stupienski**... currently resides in Princeton, New Jersey during the offseason.
- 2013-2016: Played collegiately at UNC Wilmington... Concluded career with 36-game on-bas streak, ranking third all-time at UNCW... also posted 17-game hitting streak as a Redshirt Junior in 2016 after hitting safely in first 11 games of season and led team with 40 walks... In 2015 as a Redshirt Sophomore, was Second-team ABCA All-East, First-team All-NCCSIA, Second team All-CAA, NCAA All-Regional at Baton Rouge and CAA All-Tournament team, playing in 50 games, making 48 starts... finished second on the team in batting average (.344) and tied for team-lead with career-high six home runs, also hitting 14 doubles and knocking in 37 runs... saw action in 23 games as a Redshirt Freshman in 2014, starting seven... red-shirted in 2013 following preseason shoulder surgery.
- Father Raymond played baseball for Rutgers (1980-83), brother Russell played baseball at St. Peters, currently head JV coach at Limestone University.

CAREER STATISTICS

YEAR	CLUB	AVG	G	AB	R	H	TB	2B	3B	HR	RBI	BB	IBB	SO	SB	CS	OBP	SLG	OPS
2016	AZL Diamondbacks (R)	.250	22	56	6	14	22	5	0	1	12	6	0	8	2	0	.323	.393	.715
	Hillsboro (A-)	.250	4	12	1	3	4	1	0	0	3	1	0	1	0	1	.308	.333	.641
2017	Missoula (R)	.359	20	78	13	28	46	9	0	3	16	6	0	17	10	0	.409	.590	1.034
	Hillsboro (A-)	.250	1	4	1	1	1	0	0	0	2	0	0	1	0	0	.250	.250	.500
2018	Winnipeg (IND - AA)	.236	34	72	9	17	24	5	1	0	8	5	0	24	0	0	.291	.333	.641
2019	Sussex County (IND - CAA)	.248	44	117	15	29	35	3	0	1	13	18	0	28	5	2	.346	.299	.645
	Lake Erie (IND - FRON)	.111	4	9	0	1	1	0	0	0	1	2	0	4	0	1	.273	.111	.384
2020	Sussex County (IND - AABC)	.363	22	80	19	29	37	2	0	2	17	15	0	13	10	1	.474	.463	.937
Minor League Totals		.306	47	150	21	46	73	15	0	4	33	13	0	27	12	1	.365	.353	.718
Independent League Totals		.273	104	278	43	76	97	10	1	3	39	40	0	69	15	4	.368	.349	.717



DANIEL TILLO

RIGHT-HANDED PITCHER

HEIGHT | WEIGHT | BATS | THROWS
6'5" | 230 | L | L

BORN: June 13, 1996 in Sioux City, Iowa

OPENING DAY AGE: 24 (Turns 25 on June 13)

RESIDES: McCook Lake, South Dakota

Twitter @DT4Cero

Instagram @bigtilly44



CAREER HIGHLIGHTS

- **2020:** As a Non-Roster Invitee to Big League Spring Training, appeared in 2 Cactus League games.
- Participated in Major League Summer Camp at Kauffman Stadium, but was placed on the 10-day Injured List on July 17 and didn't return, having Tommy John surgery on July 29.
- Was selected to Kansas City's 40-man roster on November 20.
- **2019:** Spent a majority of the year with Wilmington (A+), before being promoted to Northwest Arkansas (AA) on July 31 ... combined to go 8-9 with a 3.72 ERA (54 ER in 130.2 IP), while holding opponents to a .241 average (117-for-485).
- Tossed his first professional shutout at Carolina on April 13, allowing two hits and two walks across 7.0 complete innings in a 6-0 win in seven innings.
- Went 3-2 with a 1.57 ERA (5 ER in 28.2 IP), holding the opposition to a .194 average (20-for-103) in his five July starts, before being promoted to Double-A.
- Did not allow a run across 27.1 innings between July 14 and August 6, across his last two High-A starts and first two appearances in Northwest Arkansas.
- Made 20 starts with Wilmington, while six of his nine appearances with Northwest Arkansas came out of the bullpen.
- Made 10 appearances for the Surprise Saguaros in the Arizona Fall League, striking out 11 with a 6.94 ERA (9 ER in 11.2 IP).
- Pitched for the U.S. National Team at the WBSC Premier 12 (2020 Olympic Qualifying Event) in Mexico and Tokyo ... appeared in three games, striking out 8 out of the bullpen with a 2.08 ERA (1 ER in 4.2 IP).
- **2018:** Split the year, between Lexington (A) and Wilmington (A+), going 4-6 with a 4.76 ERA (71 ER in 134.1 IP).
- His 26 starts tied for the most among Royals' minor league hurlers, while he ranked ninth in strikeouts (100) and 10th in innings.
- Struck out a career-high 10 hitters over 6.1 innings at Columbia on May 3, taking a no-decision in a 4-3 loss in 10 innings.
- **2017:** In his first professional campaign, pitched for Surprise (Rookie) and Burlington (Rookie), going 3-2 with a 4.42 ERA (18 ER in 36.2 IP) in nine starts (10 appearances).
- Earned his first professional win at Elizabethton on Aug. 3, tossing 5.0 scoreless innings in a 4-1 B-Royals win over the E-Twins.

MISCELLANEOUS NOTES

- Currently resides in McCook Lake, South Dakota, during the offseason.
- **2017:** Transferred to Iowa Western Community College, where he recorded 57 strikeouts in 44.0 innings as a sophomore.
- **2016:** Attended the University of Kentucky, where he made nine relief appearances as a freshman.
- **2015:** Graduated from Sioux City North (Iowa) HS ... went 22-2 in his prep career, including 6-0 with a 0.98 ERA as a senior ... threw 49 touchdown passes as the school's starting QB ... a 3-time all-state player in basketball, earned Iowa Mr. Basketball honors as a senior.
- Started a YouTube channel in 2019 called "Anything Sports Cards" where he opens sports cards and vlogs.

CAREER STATISTICS

YEAR	CLUB	W	L	ERA	G	GS	CG	SHO	SV	IP	H	R	ER	HR	HB	BB	SO	WHIP	AVG
2017	Surprise (R)	0	0	9.53	3	2	0	0	0	5.2	8	6	6	0	1	0	7	1.41	.333
	Burlington (R)	3	2	3.48	7	7	0	0	0	31.0	35	14	12	1	3	6	25	1.32	.285
2018	Lexington (A)	1	1	4.35	7	7	0	0	0	41.1	37	22	20	3	3	14	31	1.23	.233
	Wilmington (A+)	3	5	4.94	19	19	0	0	0	93.0	99	54	51	3	9	51	69	1.61	.279
2019	Wilmington (A+)	7	8	3.77	20	20	1	1	0	107.1	95	55	45	5	8	43	64	1.29	.238
	NW ARKANSAS (AA)	1	1	3.47	9	3	0	0	0	23.1	22	9	9	1	0	11	21	1.41	.256
2020																			
Did not play (no minor league season)																			
Minor League Totals		15	17	4.27	65	58	1	1	0	301.2	296	160	143	13	24	125	217	1.40	.258

AWARDS



LEAGUE CHAMPION

(Carolina League, Wilmington, 2019)

(South Atlantic League, Lexington, 2018)

CAREER HIGHLIGHTS

DRAFTED: 3rd Round (90th Overall) 2017, Iowa Western Community College

Professional Debut: July 10, 2017 (Surprise) @ AZL Reds : 0.2 IP, 5 R, 0 K

First Professional Win: August 3, 2018 (Burlington) @ Elizabethton: 5.0 IP, 0 R, 2 K

Prospect Ranking: Enters 2021 as the No. 20 prospect in the Royals system according to MLB Pipeline.

40-Man Roster: Added to Kansas City's 40-man roster on November 20, 2020.

SINGLE-GAME CAREER HIGHS

IP: 8.0 (5/7/19)

Home Runs: 2, 2x (Last: 6/12/18)

Strikeouts: 10 (5/3/18)

Hits: 11 (9/1/18)

Walks: 6 (7/28/18)

Runs: 8 (6/11/19)

Pitches Thrown: 104 (7/18/18)

Strikes Thrown: 65 (7/18/18)

Longest Scoreless Streak: 27.1 IP (7/14/19 to 8/6/19)



NOLAN WATSON

@nolan_watson20
@nolan3times

RIGHT-HANDED PITCHER

HEIGHT | WEIGHT | BATS | THROWS
6'2" | 195 | R | R

BORN: January 25, 1997 in Indianapolis, Indiana

OPENING DAY AGE: 24

RESIDES: Indianapolis, Indiana



CAREER HIGHLIGHTS

- **2020:** Was cleared to play after missing nearly all of 2019, but did not play due to no Minor League season... Missed the Royals' postseason instructional camp at Kauffman Stadium because of a sports hernia.
- **2019:** Placed on 7-Day IL following his first start of the season on June 9, and missed the rest of the year due to injury... Underwent Tommy John surgery in May 2019.
- **2018:** Split the season between Lexington (A) and Wilmington (Advanced-A) ... joined the Blue Rocks on June 21... Combined to go 10-10 with a 5.24 ERA and recorded career highs in wins (10), innings (125.1) and strikeouts (93) and matched a career high with 24 starts.
- Tossed a 9.0 inning, complete game in his final start for Lexington on June 15 in a 4-0 win at Rome (Atlanta).
- Took a no-hit bid into the sixth inning for Wilmington against Frederick on July 23 ... struck out four and walked one working 7.0 innings to earn the win.
- Posted his best stretch of the season from July 10 to August 4 ... went 5-0 with a 1.97 ERA over 32.0 innings ... went 5.0-plus innings in each start and tossed 7.0 innings in three of the five.
- Struggled in his final three starts of the season from Aug. 10 to Aug. 21 allowing 14 runs (13 earned) over 10.2 innings with 10 walks and five strikeouts.
- **2017:** Spent time at three levels in the Royals organization with Lexington (A) and rookie-levels Burlington and Idaho Falls ... combined for a 1-12 record with a 7.87 ERA in 22 appearances, including 18 starts.
- Missed part of the season due to a shoulder injury, receiving an "anti-inflammatory shot" and was shut down for a few weeks.
- **2016:** Pitched his first full season with Lexington (A) ... Made 24 starts, going 3-11 with a 7.57 ERA (81 ER in 96.1 innings), with 60 strikeouts compared to 44 walks... Opponents hit .314 off of him... Had just two starts without surrendering a run, both yielding wins.
- Allowed five-plus runs in 11 of his 24 starts ... recorded a season-high six strikeouts on May 14 against Charleston over 4.0 innings.
- **2015:** Assigned to Burlington (Rookie) following the draft ... Did not surpass 4.2 inning in any of his 11 starts for the B-Royals ... Went 0-3 with a 4.91 ERA (16 ER in 29.1 innings), while striking out 16 and walking 11.

AWARDS



LEAGUE CHAMPION

(Carolina League, Wilmington, 2019)
(South Atlantic League, Lexington, 2018)

CAREER HIGHLIGHTS

DRAFTED: 1st Round (33rd Overall) 2015, Lawrence North HS (Ind.) as the Compensation pick for San Diego signing James Shields.

Professional Debut: July 1, 2015 (Burlington) vs. Bluefield: 2.2 IP, 0 R, 3 K

First Professional Win: May 19, 2016 (Lexington) vs. Greenville: 5.0 IP, 0 R, 4 K

SINGLE-GAME CAREER HIGHS

IP: 9.0 (6/15/18) **Home Runs:** 3, 3x (Last: 8/10/18)
Strikeouts: 8 (4/26/17) **Hits:** 11, 3x (Last: 6/24/18)
Walks: 5, 3x (Last: 6/29/18) **Runs:** 11 (4/17/18)
Pitches Thrown: 101 (6/3/18) **Strikes Thrown:** 66 (6/3/18)
Longest Scoreless Streak: 7.2 IP (7/1/15 to 7/12/15)

MISCELLANEOUS NOTES

- Full name is **Nolan Michael Watson** ... currently resides in Indianapolis, Indiana during the offseason ... named after Nolan Ryan.
- Graduated from Lawrence North (Ind.) High School, where he went 6-1 with a 0.68 ERA and 81 strikeouts over 51.2 innings as a senior.
- Originally committed to play at Vanderbilt prior to signing with the Royals.
- His older brother, Tyler, played baseball at Division III, Anderson University in Anderson, Indiana.

CAREER STATISTICS

YEAR	CLUB	W	L	ERA	G	GS	CG	SHO	SV	IP	H	R	ER	HR	HB	BB	SO	WHIP	AVG
2015	Burlington (R)	0	3	4.91	11	11	0	0	0	29.1	39	24	16	2	3	11	16	1.70	.320
2016	Lexington (A)	3	11	7.57	24	24	0	0	0	96.1	125	95	81	19	10	44	60	1.75	.314
2017	Royals (R)	0	1	25.07	4	2	0	0	0	4.2	15	13	13	0	0	4	2	4.07	.536
	Burlington (R)	0	1	7.36	3	3	0	0	0	11.0	15	9	9	0	0	3	10	1.64	.306
	Lexington (A)	1	10	6.78	15	13	0	0	1	69.0	101	64	52	8	3	33	41	1.94	.345
2018	Lexington (A)	4	6	5.81	13	13	1	1	0	66.2	94	55	43	9	9	21	63	1.73	.331
	Wilmington (A+)	6	4	4.60	11	11	1	1	0	58.2	65	33	30	5	4	26	30	1.55	.291
2019	Wilmington (A+)	0	0	0.00	1	1	0	0	0	4.1	4	1	0	0	1	1	3	1.15	.222
2020	Did not play (no minor league season)																		
Minor League Totals		14	36	6.46	82	78	2	2	1	340.0	458	294	244	43	30	143	225	1.76	.323



BOBBY WITT JR.

@BwittJr
@bwtter15

INFIELDER

HEIGHT | WEIGHT | BATS | THROWS
6'1" | 200 | R | R

BORN: June 14, 2000 in Bedford, Texas

OPENING DAY AGE: 20 (Turns 21 on June 14)

RESIDES: Colleyville, Texas



CAREER HIGHLIGHTS

- **2021:** As a non-roster invitee to Royals camp, appeared in 14 Cactus League games, slashing .289/.325/.526 (11-for-38) with three home runs and seven runs batted in.
- **2020:** Spent the season at the Royals' Alternate Training Site in Kansas City, Kansas.
- Participated in the Royals' Postseason Instructional Camp at Kauffman Stadium in October.
- Entered the season ranked by *Baseball America* as the No. 1 prospect in the Royals' organization and as the No. 24 prospect overall.
- **2019:** Spent his first professional season with rookie-level Surprise, appearing in 37 games and starting at shortstop in 26 of them.
- Tied for 11th in the Arizona League with five triples
- Went 3-for-6 with two runs scored and one RBI in his professional debut on June 30 against the AZL Cubs 1... Marked his first of six three-hit contests.
- Hit his first professional home run on August 15 vs. Indians Red, a two-run shot in the first inning off of lefty Francisco Perez... also tripled later in the game.
- Reached safely in 14 straight games (July 4-27), batting .302/.362/.397 in that time frame.
- Recorded a seven-game hitting streak (July 12-21) in which he batted .343 (12-for-35), including four straight multi-hit games.

CAREER HIGHLIGHTS

DRAFTED: 1st Round (2nd Overall) 2019, Colleyville Heritage HS (Texas)

2019: Gatorade National High School Baseball Player of the Year

Professional Debut: June 30, 2019 (Surprise): 3-for-6 vs. AZL Cubs

First Professional Homer: August 15, 2019 (Surprise) vs. AZL Indians

Prospect Ranking: Enters 2021 as the No. 7 prospect in all of baseball by MLB Pipeline... Baseball America's No. 16 prospect... Also the unanimous No. 1 prospect in Kansas City's system.

SINGLE-GAME CAREER HIGHS

Hits: 3, 6x (Last: 8/26/2019)

Runs: 3 (7/12/19)

Doubles: 1, 2x (Last: 7/25/2019)

Home Runs: 1 (8/15/19)

RBI: 4 (8/19/19)

Walks: 2 (8/16/19)

Steals: 1, 9x (Last: 8/19/19)

Hit Streak: 7 G (7/12/19 to 7/12/19)

MISCELLANEOUS NOTES

- Full name is **Robert Andrew Witt Jr.**... currently resides in Colleyville, Texas during the offseason.
- **2019:** Graduated from Colleyville Heritage High School, where he hit .500 (63-for-126) with 15 home runs, 44 RBI and 16 stolen bases in 38 games as a senior... Was named Gatorade National High School Baseball Player of the Year.
- Bypassed a scholarship from the University of Oklahoma when he signed with Kansas City.
- Was the highest Royals draft pick since Mike Moustakas was selected with the second overall pick in the 2007 MLB Draft.
- Third player in franchise history to be drafted with the second overall pick, joining Alex Gordon (2005) and Mike Moustakas (2007).
- Father, Bobby Witt (Sr.) pitched in the Major Leagues for 16 seasons (1986-2001) with seven different clubs, including 11 seasons with the Texas Rangers, and was selected third overall by Texas in the 1985 draft.
- The Witts mark the ninth father-son duo selected in the first round of the MLB Draft and the first to both be selected within the first three picks.
- They are the highest drafted father-son duo in Major League history, surpassing Tom (6th overall in 1968) and Ben Grieve (2nd overall in 2004).
- Listed as the "Best Athlete" among Royals prospects in Baseball America's 2021 Best Tools survey.

CAREER STATISTICS

YEAR	CLUB	AVG	G	AB	R	H	TB	2B	3B	HR	RBI	BB	IBB	SO	SB	CS	OBP	SLG	OPS
2019	Surprise (R)	.262	37	164	30	43	58	2	5	1	27	13	0	35	9	1	.317	.354	.670
2020	Did not play (no minor league season)																		
Minor League Totals		.262	37	164	30	43	58	2	5	1	27	13	0	35	9	1	.317	.354	.670



STEPHEN WOODS JR.

RIGHT-HANDED PITCHER

HEIGHT | WEIGHT | BATS | THROWS
6-1 | 200 | R | R

BORN: June 10, 1995 in New Hyde Park, New York

OPENING DAY AGE: 25 (Turns 26 on June 10)

RESIDES: Huntington Station, New York

@stephenwoods22



CAREER HIGHLIGHTS

- **2020:** Appeared in 3 Cactus League games (1 start), pitching to a 4.91 ERA (2 ER in 3.2 IP) with 5 BB, 2 K.
- Was outrighted off of the 40-man roster in July, and Kansas City agreed to send Tampa Bay a PTBNL and cash to retain his rights... On July 21, he was officially returned, then traded.
- Has allowed just six home runs in 231.1 career innings (0.2 HR/9).
- **2019:** Went 9-3 with a career-best 1.88 ERA (18 ER in 86.1 IP) in 18 appearances for Advanced-A Charlotte... His ERA would have led the Florida State League, but he fell 22.0 innings shy of qualifying.
- Selected by Kansas City with the fourth overall pick in the Rule 5 Draft (December 12, 2019).
- **2018:** Missed entire season due to a shoulder injury, had surgery to repair shoulder cartilage.
- Entered the season ranked by Baseball America as the No. 25 prospect in the Giants system.
- **2017:** Recorded a career-best 23 starts and 110.0 innings in his first full professional season... Pitched to a 2.95 ERA (34 ER in 110.0 IP) with a 6-7 record and 113 strikeouts.
- Traded to Tampa Bay December 20 with SS Christian Arroyo, LF Denard Span and LHP Matt Krook in exchange for 3B Evan Longoria.
- **2016:** Split the year between the Arizona Giants (Rookie) and Salem-Keizer (SS), combining to go 1-2 with a 3.34 ERA (13 ER in 35.0 IP) with 37 strikeouts (9.51 K/9), compared to just 22 walks (1.68 BB/K).

CAREER HIGHLIGHTS

DRAFTED: 8th Round (245th Overall) 2016, SUNY Albany by SAN FRANCISCO

DRAFTED: 6th Round (188th Overall) 2013, Half Hollow Hills East HS (NY) by T.B.

2019: Selected 4th overall in the Major League portion of the Rule 5 Draft

2017: Traded from San Francisco to Tampa Bay in package for Evan Longoria

Professional Debut: June 22, 2016 (AZL Giants) vs. AZL A's: 1.0 IP, 1 R, 1 K

First Professional Win: August 20, 2016 (Salem-Keizer) vs. Tri-City: 5.0 IP, 2 R, 6 K

SINGLE-GAME CAREER HIGHS

IP: 7.0, 2x (Last: 5/21/17)

Home Runs: 2 (8/8/19)

Strikeouts: 10 (5/21/17)

Hits: 8 (6/7/19)

Walks: 5, 5x (Last: 5/26/19)

Runs: 6 (5/30/17)

Pitches Thrown: 96 (6/12/17)

Strikes Thrown: 61, 2x (Last: 7/30/17)

Longest Scoreless Streak: 10.0 IP, 2x (Last: 6/7/19 to 6/21/19)

MISCELLANEOUS NOTES

- Full name is **Stephen Hugo Woods**. . . Currently resides in Huntington Station, New York
- **2014-2016:** Attended State University of New York at Albany, where he struck out 88 batters in 64.2 innings (12.2 K/9) as a junior. . . Has a chance to be first UAlbany product to reach the majors.
- **2013:** Graduated from Half Hollow Hills East High School (NY). . . Selected by Tampa Bay in the 6th round (188th overall) in MLB's First-Year Player Draft but did not sign, instead opting to attend UAlbany... Royals had been scouting Woods since he was in high school, had intent to draft him, but Tampa Bay instead selected him in the 2013 draft.
- Didn't focus on pitching until the summer of his junior year in HS, gave up playing 3rd base to focus on pitching.

CAREER STATISTICS

YEAR	CLUB	W	L	ERA	G	GS	CG	SHO	SV	IP	H	R	ER	HR	HB	BB	SO	WHIP	AVG
2016	AZL Giants (R)	0	2	2.67	10	8	0	0	0	27.0	25	19	8	0	3	17	25	1.56	.236
	Salem-Keizer (A-)	1	0	5.63	2	2	0	0	0	8.0	7	6	5	1	0	5	12	1.50	.233
2017	Augusta (A)	6	7	2.95	23	23	0	0	0	110.0	93	46	36	3	5	64	113	1.43	.226
2018	Did not play (injured)																		
2019	Charlotte (A+)	9	3	1.88	18	12	0	0	0	86.1	71	25	18	2	7	33	79	1.20	.225
2020	Did not play (no minor league season)																		
Minor League Totals		16	12	2.55	53	45	0	0	0	236.2	196	96	67	6	15	119	229	1.33	.227



ANGEL ZERPA

@angel.zerpa29

RIGHT-HANDED PITCHER

HEIGHT | WEIGHT | BATS | THROWS
6'0" | 220 | R | R

BORN: September 27, 1999 in Valle De La Pascua, Venezuela

OPENING DAY AGE: 21

RESIDES: Anaco, Venezuela



CAREER HIGHLIGHTS

- **2020:** Participated in the Royals fall camp in Surprise, Arizona.
- Added to the Royals' 40-man roster on November 20.
- **2019:** Began the year with the Idaho Falls Chukars (Rookie), but assigned to the Burlington Royals (Rookie) on June 18 and spent the rest of the season with the B-Royals the Appalachian League... Tied for second in the Appalachian League in wins with 6.
- Named Appalachian League Pitcher of the Week on August 11, two days after holding Danville to one hit over 5.0 scoreless innings, with nine strikeouts.
- In four starts (five appearances) at home with Burlington, went 5-0 with a 1.09 ERA (3 ER in 24.2 IP).
- Did not allow a run over his final four regular season starts with Burlington, pitching 15.0 innings and striking out 22, while allowing just six hits and two walks.
- Scoreless streak extended into the postseason, totaling at 22.0 scoreless frames... Made two wins for Burlington in the postseason, first earning the win in Game 1 of the semifinals vs. the Pulaski Yankees, throwing 5.0 scoreless innings, allowing two hits and one walk, while striking out seven in a 6-0 victory.
- **2018:** Spent the entire season with the Surprise Royals (Rookie)... Had six losses, which ranked second-most in the Arizona League.
- Allowed five earned runs (4.2 IP) in his July 3 start vs. ERA (10 ER in 40.0 IP) in his other nine appearances, allowing one earned run on Aug. 3 vs. the Rangers
- Held opponents to a 2.25 ERA (10 ER in 40.0 IP) in his other nine appearances, allowing one earned run or fewer in his other five starts.
- **2017:** Named a Dominican Summer League All-Star by *Baseball America*.
- Five of his 12 starts in his professional debut were scoreless, including a 4-2 win on July 20 at DSL Astros Blue, in which he allowed just five hits and no walks, with a career-high 10 strikeouts.

AWARDS



BASEBALL AMERICA DSL ALL-STAR

(DSL Royals, 2017)



LEAGUE AWARDS & HONORS

(Pitcher of the Week, Appalachian League, 8/11/2019)



LEAGUE CHAMPION

(Pioneer League, Idaho Falls, 2019)

CAREER HIGHLIGHTS

SIGNED: July 26, 2016 by Kansas City as an International Free Agent

Professional Debut: June 7, 2017 (DSL Royals) vs. DSL Marlins: 4.1 IP, 2 R, 1 K

First Professional Win: June 19, 2017 (DSL Royals) vs. DSL Dodgers: 5.0 IP, 0 R, 1 K

Prospect Ranking: Enters 2021 as the No. 29 prospect in the Royals system according to MLB Pipeline... *Baseball America's* No. 26 Royals prospect.

40-Man Roster: Added to Kansas City's 40-man roster on November 20, 2020.

SINGLE-GAME CAREER HIGHS

IP: 6.0, 3x (Last: 8/9/17)

Home Runs: 3 (7/26/19)

Strikeouts: 10, (7/20/17)

Hits: 11, 2x (Last: 7/26/19)

Walks: 4, 2x (Last: 8/18/18)

Runs: 9 (7/26/19)

Pitches Thrown: 80 (7/26/19)

Strikes Thrown: 56 (6/14/19)

Longest Scoreless Streak: 17.0 IP (8/2/19 to 8/26/19)

MISCELLANEOUS NOTES

- Full name is **Angel David Zerpa** (pronounced: AHN-hel SAIR-pah)... resides in Anaco, Venezuela during the offseason.

CAREER STATISTICS

YEAR	CLUB	W	L	ERA	G	GS	CG	SHO	SV	IP	H	R	ER	HR	HB	BB	SO	WHIP	AVG
2017	DSL Royals (R)	3	4	1.84	14	12	0	0	0	63.2	47	15	13	0	6	11	39	0.91	.208
2018	AZL Royals (R)	3	6	3.88	11	7	0	0	0	48.2	52	30	21	5	1	12	34	1.32	.277
2019	Idaho Falls (R)	0	0	4.15	1	1	0	0	0	4.1	5	2	2	0	0	1	4	1.38	.278
	Burlington (R)	6	3	3.33	12	11	0	0	0	51.1	41	19	19	6	2	13	51	1.05	.218
2020	Did not play (no minor league season)																		
Minor League Totals		12	13	2.95	38	31	0	0	0	168.0	145	66	55	11	9	37	128	1.08	.234

KANSAS CITY ROYALS 40-MAN ROSTER

No.	PITCHERS (19)	B-T	Ht.	Wt.	BORN	BIRTHPLACE	2020 CLUB
58	Scott Barlow	R/R	6'3"	210	12/18/92	New London, CT	KANSAS CITY
64	Scott Blewett	R/R	6'6"	245	04/10/96	Syracuse, NY	KANSAS CITY
57	Ronald Bolaños	R/R	6'2"	230	08/23/96	Santa Cruz del Norte, Cuba	KANSAS CITY
50	Kris Bubic	L/L	6'3"	225	08/19/97	Cupertino, CA	KANSAS CITY
30	Danny Duffy	L/L	6'3"	205	12/21/88	Goleta, CA	KANSAS CITY
32	Jesse Hahn	R/R	6'5"	205	07/30/89	Norwich, CT	KANSAS CITY
43	Carlos Hernández	R/R	6'4"	245	03/11/97	Guayana, Venezuela	KANSAS CITY
35	Greg Holland	R/R	5'10"	210	11/20/85	Marion, NC	KANSAS CITY
24	Jakob Junis	R/R	6'3"	220	09/16/92	Jacksonville, AR	KANSAS CITY
56	Brad Keller	R/R	6'5"	255	07/27/95	Snellville, GA	KANSAS CITY
55	Richard Lovelady	L/L	6'0"	185	07/07/95	Hinesville, GA	KANSAS CITY
23	Mike Minor	R/L	6'4"	210	12/26/87	Chapel Hill, TN	TEXAS/OAKLAND
68	Jake Newberry	R/R	6'2"	200	11/20/94	San Diego, CA	KANSAS CITY
51	Brady Singer	R/R	6'5"	215	08/04/96	Leesburg, FL	KANSAS CITY
63	Josh Staumont	R/R	6'3"	200	12/21/93	La Habra, CA	KANSAS CITY
46	Daniel Tillo	L/L	6'5"	215	06/13/96	Sioux City, IA	KC Alternate Site
61	Angel Zerpa	L/L	6'0"	220	09/27/99	Valle de la Pascua, Venezuela	Burlington (Rookie)
45	Kyle Zimmer	R/R	6'3"	225	09/13/91	San Francisco, CA	KANSAS CITY
53	Tyler Zuber	R/R	5'11"	195	06/16/95	White Hall, AR	KANSAS CITY

No.	CATCHERS (4)	B-T	Ht.	Wt.	BORN	BIRTHPLACE	2020 CLUB
36	Cam Gallagher	R/R	6'3"	230	12/06/92	Lancaster, PA	KANSAS CITY
13	Salvador Perez	R/R	6'3"	255	05/10/90	Valencia, Venezuela	KANSAS CITY
48	Sebastian Rivero	R/R	6'1"	210	11/16/98	Maracay, Venezuela	KC Alternate Site
72	Meibrys Viloria	L/R	5'11"	225	02/15/96	Cartagena, Colombia	KANSAS CITY

No.	INFIELTERS (8)	B-T	Ht.	Wt.	BORN	BIRTHPLACE	2020 CLUB
17	Hunter Dozier	R/R	6'4"	220	08/22/91	Wichita Falls, TX	KANSAS CITY
38	Lucius Fox	S/R	6'1"	185	07/02/97	Nassau, Bahamas	TB/KC Alternate Site
19	Kelvin Gutierrez	R/R	6'2"	215	08/28/94	San Francisco De Macoris, D.R.	KANSAS CITY
8	Nicky Lopez	L/R	5'11"	180	03/13/95	Naperville, IL	KANSAS CITY
9	Ryan McBroom	R/L	6'3"	220	04/09/92	Fredericksburg, VA	KANSAS CITY
27	Adalberto Mondesi	S/R	6'1"	200	07/27/95	Los Angeles, CA	KANSAS CITY
66	Ryan O'Hearn	L/L	6'3"	220	07/26/93	Dunedin, FL	KANSAS CITY
41	Carlos Santana	S/R	5'11"	215	04/08/86	Santo Domingo, D.R.	CLEVELAND

No.	OUTFIELDERS (7)	B-T	Ht.	Wt.	BORN	BIRTHPLACE	2020 CLUB
16	Benintendi, Andrew	L/L	5'9"	180	07/06/94	Cincinnati, OH	BOSTON
1	Dyson, Jarrod	L/R	5'9"	165	08/15/84	McComb, MS	PITTSBURGH/CHICAGO (AL)
0	Heath, Nick	L/L	6'1"	190	11/27/93	Atlanta, GA	KANSAS CITY
15	Merrifield, Whit	R/R	6'1"	195	01/24/89	Florence, SC	KANSAS CITY
14	Olivares, Edward	R/R	6'2"	190	03/06/96	Caracas, Venezuela	SAN DIEGO/KANSAS CITY
12	Soler, Jorge	R/R	6'4"	235	02/25/92	Havana, Cuba	KANSAS CITY
2	Taylor, Michael A.	R/R	6'4"	215	03/26/91	Fort Lauderdale, FL	WASHINGTON

Roster as of March 5, 2021



KANSAS CITY ROYALS NON-ROSTER INVITEES

No.	PITCHERS (18)	B-T	Ht.	Wt.	BORN	BIRTHPLACE	2020 CLUB
87	Jonathan Bowlan	R/R	6'6"	260	12/01/96	Arlington, TN	KC Alternate Site
31	Brad Brach	R/R	6'6"	215	04/12/86	Freehold, NJ	NEW YORK (NL)
59	Jake Brentz	L/L	6'1"	205	09/14/94	Ballwin, MO	KC Alternate Site
86	Austin Cox	L/L	6'4"	235	03/28/97	Macon, GA	KC Alternate Site
71	Wade Davis	R/R	6'5"	225	09/07/85	Lake Wales, FL	COLORADO
85	Jon Heasley	R/R	6'3"	225	01/27/97	Plano, TX	KC Alternate Site
81	Jake Kalish	S/L	6'2"	210	07/09/91	Red Bank, NJ	KC Alternate Site
37	Jackson Kowar	R/R	6'5"	200	10/04/96	Weddington, NC	KC Alternate Site
33	Asa Lacy	L/L	6'4"	215	06/02/99	Bryan, TX	KC Alternate Site
52	Daniel Lynch	L/L	6'6"	200	11/17/96	Richmond, VA	KC Alternate Site
96	Alec Marsh	R/R	6'2"	220	05/14/98	Milwaukee, WI	KC Alternate Site
83	Noah Murdock	R/R	6'8"	205	08/20/95	Henrico, VA	Burlington (R)
74	Carlos Sanabria	R/R	6'3"	200	01/24/97	La Victoria, Venezuela	HOUSTON
54	Ervin Santana	R/R	6'2"	175	12/12/82	San Cristobal, D.R.	
65	Eric Skoglund	L/L	6'7"	215	10/26/92	Sarasota, FL	Omaha (AAA)
84	Collin Snider	R/R	6'4"	195	10/10/95	Nashville, TN	Wilmington (A+)
69	Andres Sotillet	R/R	6'1"	215	03/02/97	Cumana, Venezuela	Omaha (AAA)
67	Gabe Speier	L/R	5'11"	200	04/12/95	Santa Barbara, CA	KC Alternate Site

No.	CATCHERS (3)	B-T	Ht.	Wt.	BORN	BIRTHPLACE	2020 CLUB
62	Nick Dini	R/R	5'8"	190	07/27/93	Monroe, NJ	KC Alternate Site
78	Freddy Fermin	R/R	5'10"	200	05/16/95	Puerto Ordaz, Venezuela	KC Alternate Site
70	MJ Melendez	L/R	6'1"	190	11/29/98	Daytona Beach, FL	KC Alternate Site

No.	INFIELDERS (9)	B-T	Ht.	Wt.	BORN	BIRTHPLACE	2020 CLUB
49	Hanser Alberto	R/R	5'11"	215	10/17/92	San Francisco de Macoris, D.R.	BALTIMORE
77	Gabriel Cancel	R/R	6'0"	205	12/08/96	Manati, Puerto Rico	Omaha (AAA)
90	Clay Dungan	L/R	6'1"	190	06/02/96	Muncie, IN	Lexington (A)
75	Jeison Guzmán	S/R	6'2"	205	10/08/98	Santo Domingo, D.R.	KANSAS CITY
89	Nick Loftin	R/R	6'1"	180	09/25/98	Corpus Christi, TX	Wilmington (A+)
26	Erick Mejia	S/R	5'11"	195	11/09/94	Villa Mella, D.R.	KANSAS CITY
88	Nick Pratto	L/L	6'1"	215	10/06/98	Huntington Beach, CA	KC Alternate Site
73	Emmanuel Rivera	R/R	6'2"	225	06/29/96	Mayaguez, Puerto Rico	Omaha (AAA)
7	Bobby Witt Jr.	R/R	6'1"	200	06/14/00	Colleyville, TX	KC Alternate Site

No.	OUTFIELDERS (5)	B-T	Ht.	Wt.	BORN	BIRTHPLACE	2020 CLUB
28	Kyle Isbel	L/R	5'11"	190	03/03/97	Fontana, CA	KC Alternate Site
99	Seuly Matias	R/R	6'3"	225	09/04/98	La Isabela, D.R.	KC Alternate Site
98	Anderson Miller	L/L	6'3"	215	05/06/94	Lexington, KY	Omaha (AAA)
79	Erick Peña	L/R	6'3"	200	02/20/03	Santo Domingo, D.R.	Dominican Royals (R)
11	Bubba Starling	R/R	6'4"	220	08/03/92	Gardner, KS	KANSAS CITY

PRO-NUN-SEE-AY-SHUNS

Hanser Alberto.....	HAWN-sair ahl-BAIR-toh
Andrew Benintendi.....	beh-nin-TEHN-dee
Ronald Bolanos.....	boh-LAWN-yoce
Brad Brach.....	brock
Kyle Bublitz.....	boo-bich
Gabriel Cancel.....	can-SELL
Freddy Fermin.....	fer-meen
Lucius Fox.....	Loo-shuss
Kevin Gutierrez.....	goo-tee-AIR-ezz
Jeison Guzman.....	Jason
Kyle Isbel.....	tz-bell
Jake Kalish.....	KAY-ish
Jackson Kowar.....	coh-wahr
Asa Lacy.....	AY-suh
Seuly Matias.....	eh-ooh-lee mah-TEE-us
Edward Olivares.....	oh-lee-VAH-res
Nick Pratto.....	praw-toh
Carlos Sanabria.....	suh-NA-bree-uh
Eric Skoglund.....	SKOH-glund
Andres Sotillet.....	ahn-DRACE soh-tee-YET
Gabe Speier.....	spy-uhr
Josh Staumont.....	STAH-mont
Meibrys Vilorio.....	MAY-breez vih-LOH-ree-uh
Angel Zerpa.....	AHN-hel SAIR-pah

40-MAN ALPHABETICAL ROSTER

No.	Name	Pos.	No.	Name	Pos.	No.	Name	Pos.
49	Alberto, Hanser*	INF	43	Hernández, Carlos	RHP	79	Peña, Erick	OF
56	Barlow, Scott	RHP	35	Holland, Greg	RHP	13	Perez, Salvador	OF
18	Benintendi, Andrew	OF	76	Isbel, Kyle*	OF	88	Pratto, Nick*	INF
64	Blewett, Scott	RHP	24	Junis, Jakob	RHP	73	Rivera, Emmanuel*	INF
57	Bolanos, Ronald	RHP	81	Kalish, Jake*	LHP	48	Rivero, Sebastian	OF
87	Bowlan, Jonathan*	RHP	56	Keller, Brad	RHP	74	Sanabria, Carlos*	RHP
31	Brach, Brad*	RHP	37	Kowar, Jackson*	RHP	41	Santana, Carlos	INF
59	Brentz, Jake*	LHP	33	Lacy, Asa*	LHP	54	Santana, Ervin*	RHP
50	Bubic, Kris	LHP	89	Loftin, Nick*	INF	51	Singer, Brady	RHP
77	Cancel, Gabriel*	INF	8	Lopez, Nicky	INF	65	Skoglund, Eric*	LHP
86	Cox, Austin*	LHP	55	Lovelady, Richard	LHP	84	Snider, Collin*	RHP
71	Davis, Wade*	RHP	52	Lynch, Daniel*	LHP	12	Soler, Jorge	OF
62	Dini, Nick*	C	96	Marsh, Alec*	RHP	69	Sotillet, Andres*	RHP
17	Dozier, Hunter	INF	99	Matias, Seuly*	OF	67	Speier, Gabe*	LHP
30	Duffy, Danny	LHP	9	McBroom, Ryan	INF	11	Starling, Bubba*	OF
90	Dungan, Clay*	INF	26	Mejia, Erick*	UTL	63	Staumont, Josh	RHP
1	Dyson, Jarrod	OF	70	Melendez, MJ*	C	2	Taylor, Michael	OF
78	Fermin, Freddy*	C	15	Merrifield, Whit	OF	46	Tillo, Daniel	LHP
38	Fox, Lucius	INF	98	Miller, Anderson*	OF	72	Vilorio, Meibrys	C
36	Gallagher, Cam	C	3	Minor, Mike	LHP	25	Wilson, Vance	Coach
19	Gutierrez, Kelvin	INF	27	Mondale, Adalberto	INF	7	Witt Jr., Bobby*	INF
75	Guzman, Jeison*	INF	83	Murdock, Noah*	RHP	61	Zerpa, Angel	LHP
32	Hahn, Jesse	RHP	68	Newberry, Jake	RHP	45	Zimmer, Kyle	RHP
85	Heasley, Jon*	RHP	66	O'Hearn, Ryan	INF	53	Zuber, Tyler	RHP
14	Heath, Nick	OF	14	Olivares, Edward	OF			

* Denotes non-roster invitee

ABOUT

2021 NATURALS

HISTORY

RECORDS

OPONENTS

INFORMATION

NATURALS' BIRTHDAYS

JANUARY (7)	
13	Angelo Castellano (26)
17	Garrett Davilla (24)
24	Carlos Sanabria (24)
25	Nolan Watson (24)
27	Jon Heasley (24)
30	Brhet Bewley (24)
31	Rudy Martin (25)

FEBRUARY (1)	
9	Brewer Hicklen (25)

MARCH (4)	
2	Andres Sotillet (24)
8	Derrick Adams (24)
12	Gavin Stupienski (27)
28	Austin Cox (24)

APRIL (1)	
26	Dairon Blanco (28)

MAY (2)	
14	Alec Marsh (23)
16	Freddy Fermin (25)

JUNE (8)	
2	Peyton Gray (26)
2	Clay Dungan (25)
2	Asa Lacy (22)
10	Stephen Woods Jr. (26)
13	Daniel Tillo (25)
14	Robert Garcia (25)
14	Bobby Witt Jr. (21)
25	Nathan Esposito (28)

JULY (0)	
AUGUST (2)	
10	Marcelo Martinez (25)
26	Mitch Ellis (26)

SEPTEMBER (6)	
10	Blake Perkins (25)
14	Josh Dye (25)
16	Dylan Coleman (25)
20	Andres Núñez (26)
23	Yefri Del Roario (22)
27	Angel Zerpa (22)
29	Travis Jones (26)

OCTOBER (4)	
6	Nick Pratto (22)
10	Collin Snider (26)
12	Dennicher Carrasco (26)
19	Vinnie Pasquantino (24)

NOVEMBER (1)	
29	M.J. Melendez (23)

DECEMBER (5)	
1	Jonathan Bowlan (25)
8	Drew Parrish (24)
10	Tyler Croypley (26)
11	Jimmy Govern (25)
14	Kevin Merrell (26)

(*) age indicated is what player will turn on that date in 2021.

ALL-TIME LEAGUE LEADERS

NATURALS LEAGUE HITTING LEADERS

Games		
140	Corey Smith	2009
136	Erick Mejia	2018
134+	Johnny Giavotella	2010
131	Emmanuel Rivera	2019

At Bats		
550	Corey Smith	2009
540	Erick Mejia	2018

Batting Average		
.335	Clint Robinson	2010
.314	Jackson Flores	2018

Total Bases		
298	Clint Robinson	2010

Runs		
92	Johnny Giavotella	2010

Hits		
168	Johnny Giavotella	2010

+Tied for League Lead

Doubles		
41	Clint Robinson	2010
39	Alex Liddi	2015

Triples		
13	Dairon Blanco	2019

Home Runs		
31	Matt Fields	2013
29	Clint Robinson	2010
26	Kila Ka'aihue	2008

Extra Base Hits		
75	Clint Robinson	2010
58	Alex Liddi	2015

Runs Batted In		
98	Clint Robinson	2010

On-Base Percentage		
.463	Kila Ka'aihue	2008

Slugging Percentage		
.625	Clint Robinson	2010
.624	Kila Ka'aihue	2008

Stolen Bases		
55	Derrick Robinson	2011
53	Khalil Lee	2019
50	Derrick Robinson	2010
44	Terrance Gore	2016

Sacrifice Hits		
21	Christian Colon	2011
19	Terrance Gore	2016
14	Angelo Castellano	2019
12	Raul Mondesi	2015
9+	Rey Navarro	2012
7	Jack Lopez	2017

Walks		
65	Khalil Lee	2019

Intentional Walks		
9	Mike Moustakas	2010
7	Kila Ka'aihue	2008

NATURALS LEAGUE PITCHING/FIELDING LEADERS

Wins		
14	Everett Teaford	2010
13	Will Smith	2011
11	Emilio Ogando+	2018

Losses		
14	Noel Arguelles	2012
14	Sugar Ray Marimon	2013
12	Foster Griffin+	2018
12	Gerson Garabito	2019

Innings Pitched		
161.1	Will Smith	2011
156.1	Eric Skoglund	2016
152.2	Foster Griffin	2018

Games Started		
29	Corey Ray+	2017
26	Foster Griffin+	2018
	Emilio Ogando+	2018

Saves		
19	Andrew Triggs	2014

Games Finished		
31	Zack Jackson	2013

Complete Games		
2	Blake Wood	2008
2	Sugar Ray Marimon	2013
2	Andy Ferguson	2014

Shutouts		
2	Blake Wood	2008
1	Andy Ferguson	2014

Losses		
14	Noel Arguelles	2012
	Sugar Ray Marimon	2013
	Corey Ray+	2017
12	Foster Griffin+	2018

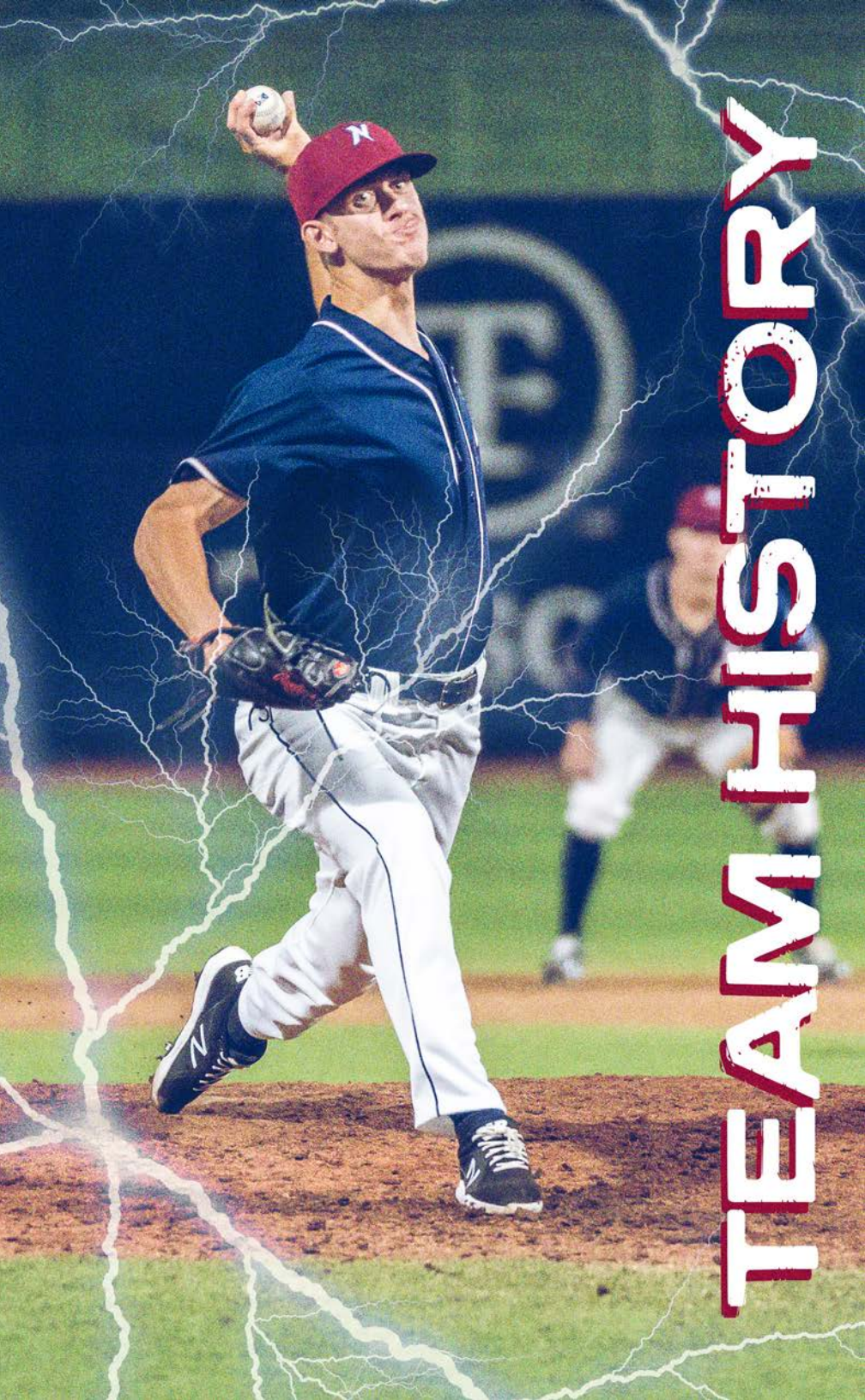
Home Runs Allowed		
26	Sugar Ray Marimon	2013
22	Emilio Ogando+	2018

BB/9.0 IP (Starter)		
1.62	Rowdy Hardy	2008

K/9.0 IP (Reliever)		
10.59	Brandon Lafferty	2012
10.31	Angel Baez	2014

Hit Batsman		
20	Rowdy Hardy	2008
15	Jason Adam	2013
14	Ofreidy Gomez	2019
8	Miguel Almonte	2015

Outfield Assists		
18	Jose Duarte	2008



TEAM HISTORY

NATURALS HALL OF FAME

Established in 2013, the Naturals' Hall of Fame is meant to honor individuals or an extraordinary group of players who have made exceptional contributions on the field to the Naturals' organization.

Year
2013
2014
2015
2016
2017
2018

Inductee(s)
Clint Robinson
Brian Poldberg
Mike Moustakas
Eric Hosmer
"Season 10" Team
Salvador Perez

Position
First Baseman/Designated Hitter
Manager
Third Baseman
First Baseman
A 17-man roster
Catcher



CLINT ROBINSON

First Baseman, 2010 (Inducted 2013)

Clint Robinson is arguably the greatest Natural in the franchise's history. Drafted in the 25th-round in 2007 by Kansas City, Robinson produced one of the greatest, single-season performances in Texas League history becoming just the third player to win the Triple Crown. The Dothan, Ala. native yielded a slash-line of .335/.410/.625, clubbed 29 home runs and drove in 98 runs en route to the Naturals' first ever Texas League Championship. Robinson made his Major League debut for the Royals in 2012 and later appeared in the big leagues with the Los Angeles Dodgers

Clint Robinson	AVG	GM	AB	R	H	2B	3B	HR	RBI	OBP	SLG
Northwest Arkansas (1 year)	.335	129	548	90	160	41*	5	29	98*	.410	.625*



BRIAN POLDBERG

Manager, 2008-2013 (Inducted 2014)

Brian "Poley" Poldberg was the right man to lead the inaugural Northwest Arkansas Naturals in 2008 and solidified his spot with six years as the skipper. The 2010 Texas League Manager of the Year led the Naturals to four straight Texas League postseason appearances from 2008 to 2011 while his club was the outright North Division Champion for both the first and second halves of the 2010 championship season. Poldberg finished with 495 career victories in Northwest Arkansas and won more games during his six year span than any Texas League manager in that time.

Brian Poldberg	League	GM	W	L	WP	Finish
Northwest Arkansas (6 years)	TL North	980	495	485	.505	2010 TL Championship 2010 TL 1st Half North 3 TL 2nd Half North



MIKE MOUSTAKAS

Third Baseman, 2010 (Inducted 2015)

Mike Moustakas spent just 66 short games in a Naturals uniform, but produced one of the greatest single-seasons in Texas League history. The Northridge, Calif. native became the second Natural to garner Texas League Player of the Year honors hitting .347 with 21 home runs and 76 RBI. "Moose" averaged a home run every 12.3 at-bats with 17 coming at Arvest Ballpark. Moustakas made his MLB debut in Kansas City in June, 2011 and helped the Milwaukee Brewers to National League Central title

Mike Moustakas	AVG	GM	AB	R	H	2B	3B	HR	RBI	OBP	SLG
Northwest Arkansas (1 year)	.347	66	259	58	90	25	0	21	76	.413	.687



ERIC HOSMER

First Baseman, 2010 (Inducted 2016)

Eric Hosmer produced some of the biggest and moments in Naturals history playing in just 50 games in 2010. The Cooper City, Fla. native made his biggest impact during the 2010 Championship run in the Divisional Championship Series against the Springfield Cardinals. With Springfield leading the series, two games to one, Hosmer belted a go-ahead two-run home run to force a deciding Game 5 in an eventual series win for Northwest Arkansas en route to winning the Texas League crown. Hosmer made his MLB debut with Kansas City in May, 2011 and now plays for the

Eric Hosmer	AVG	GM	AB	R	H	2B	3B	HR	RBI	OBP	SLG
Northwest Arkansas (1 year)	.313	55	195	39	61	14	3	13	35	.365	.615

NATURALS HALL OF FAME

SEASON 10

1.	Johnny Giavotella	2B
2.	Paulo Orlando	OF
3.	Mike Moustakas	3B
4.	Wil Myers	OF
5.	Eric Hosmer	1B
6.	Salvador Perez	C
7.	Clint Robinson	DH
8.	Jorge Bonifacio	OF
9.	Adalberto (Raul) Mondesi	SS
	Danny Duffy (L)	SP

EXTRA MEN

Whit Merrifield Utility

PITCHERS

Jake Odorizzi RHP

Will Smith LHP

Yordano Ventura RHP

Chris Hayes RHP

Kelvin Herrera RHP

Greg Holland RHP

The Nationals honored 17 of the most outstanding players in franchise history to commemorate the 10th Anniversary of the Northwest Arkansas Nationals. The proud fan-base of Northwest Arkansas voted to elect the above to the "Season 10" team.



Salvador Perez

Northwest Arkansas (1 year)

SALVADOR PEREZ

Catcher, 2011 (Inducted 2018)

From the outset of 2011, then-20 year-old **Salvador Perez** displayed great hands, superb reflexes and a cannon-like arm. In three months, "Salvy" threw out nearly 48-percent of base runners while the rest of the catchers in the Texas League averaged a 27-percentage rate. By the end of July, Perez began to contribute with the bat. He collected 10 hits in his final 16 at-bats for the Nationals, including three home runs (two grand-slams) and totaled 15 RBIs. He spent two weeks in Triple-A, Omaha and debuted in August, 2011 with the Kansas City Royals batting .331 over 39 games.

AVG	GM	AB	R	H	2B	3B	HR	RBI	OBP	SLG
.283	79	286	35	81	14	0	9	43	.329	.427

Hall of Fame

ABOUT

2021 NATURALS

HISTORY

RECORDS

OPPONENTS

INFORMATION

NATURALS ALL-TIME ROSTER

A (11)

ABREU, Juan (RHP).....	2009
ADAM, Jason (RHP).....	2013-14, 2017-18
ADAMS, Lane (OF).....	2013-15
ALDRIDGE, Cory (OF).....	2008
ALEXANDER, Scott (LHP).....	2013-14
ALMONTE, Miguel (RHP).....	2015-17
ALVAREZ, Matt (RHP).....	2016
AOKI, Nori (OF).....	2014*
ATENCIO, Greg (RHP).....	2008
ARGUELLES, Noel (LHP).....	2012-14
ARTEAGA, Humberto (INF).....	2016-17

B (30)

BAEZ, Angel (RHP).....	2014
BAEZ, Manauris (RHP).....	2011
BALE, John (LHP).....	2008*, 2009*
BARLOW, Scott (RHP).....	2018
BARRERA, Henry (RHP).....	2010-11
BARTSCH, Kyle (LHP).....	2016
BASURTO, Eric (RHP).....	2011
BAUMANN, Buddy (LHP).....	2011-13
BEAL, Evan (RHP).....	2016-17
BECKWITH, Andrew (RHP).....	2019
BEELER, Dallas (RHP).....	2018
BERGMANN, Jason (RHP).....	2013
BETANCOURT, Yuniesky (INF).....	2009*, 2012*
BIANCHI, Jeff (INF).....	2009, 2011
BIANUCCI, Mike (OF).....	2015
BILLO, Greg (RHP).....	2014
BINFORD, Christian (RHP).....	2014-17
BLANCO, Dairon (OF).....	2019
BLEWETT, Scott (RHP).....	2018-19
BOCOCK, Brian (INF).....	2014
BODNER, Jacob (RHP).....	2018
BONIFACIO, Jorge (OF).....	2013-15
BOWDEN, Barry (RHP).....	2010
BOYER, Blaine (RHP).....	2018*
BRENTZ, Jake (LHP).....	2019
BRICKHOUSE, Bryan (RHP).....	2018-19
BRONTSTEMA, John (INF).....	2018
BROOKS, Aaron (RHP).....	2013
BUCHHOLZ, Clay (RHP).....	2018
BURT, D.J. (INF/OF).....	2019

C (30)

CAIN, Lorenzo (OF).....	2012*
CALDERA, Alex (RHP).....	2010
CALIXTE, Orlando (INF).....	2013-14, 2016
CANCEL, Gabriel (INF).....	2019
CANHAM, Mitch (INF).....	2013
CAPPS, Holden (LHP).....	2019
CARAMO, Yender (RHP).....	2016
CARL, Edwin (RHP).....	2013
CASTELLANO, Angelo (INF).....	2019
CASTANEDA, Federico (RHP).....	2009-10
CASTILLO, Cristian (LHP).....	2018
CEVETTE, Dan (LHP).....	2009
CHAPMAN, Ethan (OF).....	2014-15
CHAPMAN, Kevin (LHP).....	2011
CHAVEZ, Chris (RHP).....	2009-10
CHEN, Bruce (LHP).....	2011*, 2014*
CLARK, Cody (C).....	2008-09
CLEMENS, Paul (RHP).....	2015
CLONEY, J.C. (LHP).....	2019
COLEMAN, Dusty (INF).....	2015
COLEMAN, Lous (RHP).....	2010
COLON, Christian (INF).....	2011-12, 2014
COLON, Roman (RHP).....	2008
CORDERO, Estarlin (LHP).....	2016
CORTES, Dan (RHP).....	2008-09
COSTA, Shane (OF).....	2010
CRIST, Kyle (RHP).....	2008-09
CROW, Aaron (RHP).....	2010, 2014
CULVER, Malcom (RHP).....	2013-15
CUTHBERT, Cheslor (INF).....	2013-14

D (23)

DAVIES, Kyle (RHP)	2011*	
DAVIS, Logan (INF)	2014-15	
DE LA ROSA, Anderson (C)	2015	
DE LA CRUZ, Julio (RHP)	2008	
DE LA VARA, Gilbert (LHP)	2008-09	
DE SAN MIGUEL, Allan (C)	2016-17	
DENNICK, Ryan (LHP)	2011-12	
DEWEES, Donnie (OF)	2017-18	
DIAZ, Carlos (INF)	2016-17	
DICKERSON, Joe (OF)	2009	
DIECKROEGER, Kenny (INF)	2015	
DINI, Nick (C)	2017-18	
DOBIES, Andrew (LHP)	2011-12	
DONACHIE, Adam (C)	2008	
DOWNES, Brandon (OF)	2018	
DOZIER, Hunter (INF)	2014-17,	
2019*	DUARTE, Jose (INF)	2008-09
DUNEZ, Samir (INF/DH)	2016-19	
DUFFY, Danny (LHP)	2010, 2013*, 2019*	
DUNCAN, Eric (INF)	2012	
DWYER, Chris (LHP)	2010-12	
DYSON, Jarrod (OF)	2009-10	
DZIEDZIC, Jonathan (LHP)	2015	

E (8)

EDWARDS, Andrew (RHP).....	2016-17
EIBNER, Brett (OF).....	2013
EIGSTI, Ryan (C).....	2010-11
ESPINAL, Yowill (INF).....	2012, 2014
ESPOSITO, Nate (C).....	2018-19
ESCALERA, Alfredo (OF).....	2016-18
EVANS, Terry (OF).....	2012
EVANS, Zane (C).....	2015-17

F (19)

FALU, Irving (INF).....	2008
FARRELL, Luke (RHP).....	2014-15
FARNSWORTH, Kyle (RHP).....	2009*
FASSOLD, Cody (RHP).....	2014
FEATHERSTON, Taylor (INF).....	2019
FERGUSON, Andy (RHP).....	2013-17
FERMIN, Freddy (C).....	2019
FERNANDEZ, Pedro (RHP).....	2016-18
FERNANDEZ, Xavier-C.....	2018-19
FIELDS, Josh- (INF/OF).....	2010*
FIELDS, Matt (INF/DH).....	2013
FINNEGAN, Brandon (LHP).....	2014-15
FLETCHER, Brian (OF).....	2012-14
FLORES, Jacksson (INF/OF).....	2018
FRANCIS, Nick (OF).....	2011
FRANCO, Angel (INF).....	2013-15
FUENMAYOR, Balbino (DH/1B).....	2015
FULCHINO, Jeff (RHP).....	2008
FURCAL, Rafael (INF).....	2015

G (21)

GALLAGHER, Cam (C).....	2016
GARABITO, Gerson (RHP).....	2019
GARCIA, Carlos (OF).....	2016
GARCIA, Edgar (RHP).....	2011
GARCIA, Onelki (RHP).....	2017
GARRIDO, Santiago (RHP).....	2013
GAVIN, Grant (RHP).....	2018-19
GEORGE, Jordan (INF).....	2019
GIAVOTELLA, Johnny (INF).....	2010
GIBBS, Micah (C).....	2014-15
GODIN, Jason (RHP).....	2009
GOMEZ, Ofreidy (RHP).....	2019
GORDON, Alex (OF).....	2009*, 2016*
GORE, Terrance (OF).....	2015-17
GOUDEAU, Ashton (RHP).....	2016-17
GRATEROL, Juan (C).....	2013-14
GREEN, Patrick (RHP).....	2008
GREENE, Conner (RHP).....	2019
GRIFFIN, Foster (LHP).....	2017-18
GUTIERREZ, JC (RHP).....	2012
Gutierrez, Kelvin (INF).....	2018

H (19)

HAHN, Jesse (RHP).....	2018*
HAMULACK, Tim (LHP).....	2008
HARDY, Blaine (LHP).....	2010-12
HARDY, Rowdy (LHP).....	2009-10
HAYES, Chris (RHP).....	2008-09
HARTSOCK, Aaron (RHP).....	2008-09
HEATH, Nick (OF).....	2018-19
HENSELY, Bryce (LHP).....	2019
HERNANDEZ, Arnaldo (RHP).....	2018-19
HERNANDEZ, Elmer (OF).....	2017-18
HERNANDEZ, Roman (OF).....	2013
HERRERA, Kelvin (RHP).....	2011, 2013*
HILL, Tim (LHP).....	2016-17
HOLLAND, Greg (RHP).....	2009, 2012*
HOLLINGSWORTH, Ethan (RHP).....	2012
HOSMER, Eric (INF).....	2010
HOWELL, Jeff (C).....	2009-10
HUGHES, Dusty (LHP).....	2008
HUTCHINS, Nick (C).....	2019

J (8)

JACKSON, Zach (LHP).....	2013
JEFFRESS, Jeremy (RHP).....	2011-12
JENKINS, Ryan (C).....	2012
JOHNSON, Blake (RHP).....	2008-11
JOHNSON, Josh (INF).....	2009
JONES, Cody (OF).....	2017
JONES, Travis (UTL).....	2019
JUNIS, Jakob (RHP).....	2015-16

K (9)

KA'AIHUE, KILA (1B).....	2008
KALISH, JAKE (LHP).....	2017-19
KEATING, Patrick (RHP).....	2010-12
KECK, Jon (LHP).....	2012-13
KENDALL, Jason (C).....	2012
KENNEDY, Ian (RHP).....	2018*
KNIGINZYKY, Matt (RHP).....	2009
KOUZMANOFF, Kevin (INF).....	2012
KOWAR, Jackson (RHP).....	2019

L (16)

LAFFERTY, Brendan (LHP).....	2011-12
LAMB, John (LHP).....	2010-11
LEBRON, Willy (RHP).....	2011
LEE, Khalil (OF).....	2018-19
LEREW, Anthony (RHP).....	2009
LIBERTO, Michael (INF).....	2012
LIDDI, Alex (UTL).....	2015, 2018
LISSON, Mario (INF).....	2008-09, 11-12
LLANOS, Alex (OF).....	2013
LOPEZ, Jack (INF).....	2016-17
LOPEZ, Nicky (INF).....	2017-18
LOUGH, David (OF).....	2009
LOWERY, Devon (RHP).....	2008
LOVELADY, Richard (LHP).....	2017
LOVVORN, Zach (RHP).....	2017-19
LUGO, Luis (LHP).....	2018

M (35)

MACHADO, Andres (RHP).....	2017-18
MADDOX, Marc (INF).....	2008-09
MAIER, Mitch (OF).....	2014
MANAEA, Sean (LHP).....	2015
MARIMON, Sugar Ray (RHP).....	2012-14
MARIOT, Michael (RHP).....	2012, 2018
MARKS, Justin (RHP).....	2012-13
MARTE, Victor (RHP).....	2009
MARTE, Yunior (RHP).....	2017-19
MARTIN, Rudy (INF).....	2018
MCCARTHY, Kevin (RHP).....	2015-16
McCLURE, Alex (INF).....	2012-13
McCONNELL, Chris (INF).....	2009-10
McFALL, Brian (C).....	2008-09
MEJIA, Ernesto (1B).....	2010
MEJIA, Erick (INF/OF).....	2018
MECHIE, Gil (RHP).....	2010*

NATURALS ALL-TIME ROSTER

- M CONTINUED -

MEDLEN, Kris (RHP).....	2015, 2016*
MURRAY, Matt (RHP).....	2014-15
MELVILLE, Tim (RHP).....	2012, 2014
MERRELL, Kevin (INF).....	2019
MERRIFIELD, Whit (UTL).....	2012-14
MERTINS, Kurt (INF).....	2009-12
MILDREN, Paul (RHP).....	2008
MILLER, Anderson (OF).....	2017-19
MILLS, Alec (RHP).....	2016
MINER, Zach (RHP).....	2011
MINOR, Mike (LHP).....	2016*
MONDESI, Adalberto (INF)....	2015-16, 2019*
MONTGOMERY, Mike (LHP).....	2010, 2012
MOON, Logan (OF).....	2016-17
MORIN, Parker (C).....	2014-15, 2017
MOUSTAKAS, Mike (INF).....	2010, 2016*
MOZINGO, Harold (RHP).....	2011

N (6)

NAVARRO, Rey (INF).....	2011-13
NESSY, Santiago (C).....	2015
NEWBERRY, Jake (RHP).....	2017-18
NICOLL, Chris (RHP).....	2008-09
NINA, Aroni (RHP).....	2014-16
NORIEGA, Gabriel (INF).....	2015

O (8)

O'HEARN, Ryan (1B/OF).....	2016-17
ODORIZZI, Jake (LHP).....	2011-12
OGANDO, Emilio (LHP).....	2017-19
ORLANDO, Paulo (OF).....	2010-12, 2017*
ORVELLA, Chad (RHP).....	2009
OSUNA, Edgar (LHP).....	2010-11
OVIEDO, Juan Carlos (RHP)†	2008*
HUTCHINS, Nick (C).....	2019

P (21)

PARRAZ, Jordan (OF).....	2009
PAUKOVITS, Bryan (RHP).....	2012
PAULINO, Eduardo (RHP).....	2010-11
PAULINO, Felipe (RHP).....	2012*, 2013*
PATTON, Spencer (RHP).....	2013
PENA, Hassan (RHP).....	2014
PEREZ, Kevin (RHP).....	2014
PEREZ, Salvador (C).....	2011, 2018*
Perkins, Blake (OF).....	2019
PERRIN, Jon (RHP).....	2018
PETERSON, Kort (OF).....	2018-19
PETERSON, Mark (RHP).....	2014-17
PETERSON, Matt (RHP).....	2008
PIMENTEL, Elisaul (RHP).....	2011-12
PIMENTEL, Julio Casear (RHP).....	2008
PINA, Mann (C).....	2010-13
PLUMMER, Jarod (RHP).....	2008
PORTER, Logan (C).....	2018
POUNDERS, Brooks (RHP).....	2013, 2015
PRADES, Yem (OF).....	2012-13
PRUNEDA, Benino (RHP).....	2015-16

R (20)

RAMIREZ, Max (INF).....	2014
RAMOS, Mauricio (INF).....	2016-17
RAY, Corey (RHP).....	2017-18
REDMAN, Reid (RHP).....	2015-17
REED, Cody (LHP).....	2015
RICHARDSON, Juan (INF).....	2008
RICO, Luis (LHP).....	2015, 2017
RIDINGS, Matt (RHP).....	2013
RINCON, Edinson (OF).....	2013-14
RIVERA, Emmanuel (INF).....	2019
ROBINSON, Clint (1B).....	2010
ROBINSON, Derrick (OF).....	2010-11
RODRIGUEZ, Julio (C).....	2012

KEY:

BOLD ITALICS: MLB debut post-NWA
BOLD: MLB debut prior to NWA
 *Appeared on MLB Rehab
 † Played under assumed name of Leo

- R CONTINUED -

RODRIGUEZ, Wilking (RHP).....	2014
ROGERS, Nick (RHP).....	2012-13
ROLLINS, Heath (RHP).....	2011
ROMAK, Jamie (INF).....	2010-11
ROSA, Carlos (RHP).....	2008
RUNION, Sam (RHP).....	2012-13
RUXER, Jared (RHP).....	2017-18

S (33)

SALCEDO, Edward (INF/OF).....	2015
SANCHEZ, Angel (INF).....	2008
SANCHEZ, Jose (INF/OF).....	2017
SANTIAGO, Mario (RHP).....	2010-11
SCHLEHUBER, Jared (INF).....	2014
SCHOOP, Sharon (INF).....	2012
SCHWINDEL, Frank (1B).....	2015-17
SELMAN, Sam (LHP).....	2014-18
SERATELLI, Anthony (INF).....	2010-11
SEXTON, Tim (RHP).....	2012
SHELLER, Walker (RHP).....	2017-19
SINGER, Brady (RHP).....	2019
SISK, Brandon (RHP).....	2010-11
SKOGLUND, Eric (LHP) 2016-17, 2018*, 2019*	
SMITH, Corey (INF).....	2009
SMITH, Tim (OF).....	2010-11
SMITH, Will (LHP).....	2010-11
SENICION, Carlos (LHP).....	2009
SOSA, Ruben (INF/OF).....	2017
SOTILETT, Andres (RHP).....	2019
SPARKMAN, Glenn (RHP).....	2015-18
SPEIER, Gabe (LHP).....	2018-19
STARLING, Bubba (OF).....	2015
STAU MONT, Josh (RHP).....	2016-17
STAU MONT, Drew (RHP).....	2019
STOUT, Eric (LHP).....	2015-16
STRAHM, Matt (LHP).....	2016
STRAIT, Cody (OF).....	2009
STUMPF, Daniel (LHP).....	2015-16
SUERO, Ovandy (OF).....	2008
SULBARAN, JC (RHP).....	2012-15
SUOMI, John (C).....	2009
SWAGGERTY, Ben (RHP).....	2009

T (14)

TEAFORD, Everett (RHP).....	2009-10
TEJADA, Robinson (RHP).....	2009*
TENUTA, Matt (LHP).....	2017
TERRERO, Franco (RHP).....	2018-19
TESTA, Carlo (OF).....	2012-13
THERIOT, Ben (C).....	2010-12
THREKELD, Mark (1B).....	2014
THIBAUT, Kiel (C).....	2008
TILLO, Dan (LHP).....	2019
TORRES, Ramon (INF).....	2015-16
TOUPS, Corey (INF/OF).....	2016-18
TRAPP, Justin (INF/OF).....	2014
TREANOR, Matt (C).....	2011*
TRIGGS, Andrew-RHP.....	2013-14

V (10)

VAN STRATTEN, Nick (OF).....	2010-12
VARGAS, Jason (LHP).....	2015*, 2016*
VASQUEZ, Luis (RHP).....	2018
VENTURA, Yordano (RHP).....	2012-13
VERDUGO, Ryan (LHP).....	2013
VILLA, Kelvin (LHP).....	2010
VILLEGAS, Luis (C).....	2016, 2018
VILORIA, Melibrys (C).....	2019
VOLZ, Kendal (RHP).....	2011-12
VINES, Jace (RHP).....	2019

W (6)

WALTERS, Zach (INF).....	2017
WHITE, Cole (RHP).....	2013
WHITTELMAN, Johnny (1B).....	2012
WILLIAMS, Ali (RHP).....	2014-15
WILSON, Vance (C).....	2009
WOOD, Blake (RHP).....	2008-09, 2014

Z (2)

ZIMMER, Kyle (RHP).....	2013, 2015-17
ZUBER, Tyler (RHP).....	2019



MANAGERS (4)

KENNEDY, Darryl.....	2019
POLDBERG, Brian.....	2008-13
ROJAS, Mike.....	2018
THORMAN, Scott.....	2020
WILSON, Vance.....	2014-17

HITTING COACHES (8)

BRADSHAW, Terry.....	2009-12
BUCHANAN, Brian.....	2016
DAVID, Andre.....	2014
GREGG, Tommy.....	2008
LIRIANO, Nelson.....	2013
MOORE, Brandon.....	2015
NUNEZ, Abraham.....	2019-20
ROBERTS, Leon.....	2017-18

PITCHING COACHES (4)

BROWER, Jim.....	2013-15
CARTER, Larry.....	2008-12
HENRY, Doug.....	2019-20
LUEBBER, Steve.....	2016-18

BULLPEN COACHES (1)

STETTER, Mitch.....	2014
---------------------	------

BENCH COACHES (3)

LIRIANO, Nelson.....	2019
NELSON, Chris.....	2018
SCHLEHUBER, Jared.....	2017

TRAINERS (3)

DELUCCI, Chris.....	2008
KEMP, Justin.....	2019-20
KOYANAGI, Masa.....	2012-18
MEDINA, Tony.....	2010-11

STRENGTH COACHES (7)

ABELL, Jarrett.....	2017-18
DINE, Nate.....	2013
DRIGGERS, Austin.....	2014-16
GILMORE, Will.....	2019
GREANY, Joey.....	2010-11
LIVELY, Niz.....	2008-09
TIMKE, George.....	2012

The All-Time Roster includes all 381 players who has been in at least one Texas League game with the Naturals since 2008.

See next two pages: 100 players have debuted in the MLB following a stint with the Naturals and 6 made MLB debut in 2020, 5 with Kansas City.

ABOUT

2021 NATURALS

HISTORY

RECORDS

OPPONENTS

INFORMATION

NATURALS TO THE MAJORS

100 players have gone on to play in Major League Baseball *after* stopping through Northwest Arkansas on their Minor League journey to the Majors. Each is listed below, in order of debut.

#	PLAYER	SEASON(S) WITH NWA	DEBUT AGE	MLB PLAYER #	DEBUT TEAM	MLB DEBUT DATE	DEBUT GAME RESULTS
1	Rosa, Carlos (RHP)	2008	23y 267d	19,354	Kansas City	6/14/2008 @ ARI	1.0IP, 0 H, 1 SO, 0 BB, 0 ER
2	Ka'aihue, Kila (1B)	2008	24y 159d	19,452	Kansas City	9/4/2008 vs. OAK	0 AB, 0 H, 0 HR, 0 RBI, 0 SB
3	Lowery, Devon (RHP)	2008	25y 165d	19,457	Kansas City	9/5/2008 vs. CLE	1.0IP, 0 H, 2 SO, 1 BB, 0 ER
4	Hughes Dusty (LHP)	2008	27y 069d	19,662	Kansas City	9/6/2009 vs. LAA	4.1IP, 1 H, 5 SO, 2 BB, 0 ER
5	Marté, Víctor (RHP)	2009	28y 302d	19,662	Kansas City	9/6/2009 vs. LAA	1.0IP, 1 H, 1 SO, 1 BB, 0 ER
6	Wood, Blake (RHP)	2008-09, 2014	24y 277d	19,744	Kansas City	5/12/2010 vs. CLE	1.0IP, 1 H, 0 SO, 0 BB, 0 ER
7	Holland, Greg (RHP)	2009, 2012	24y 255d	19,812	Kansas City	8/2/2010 @ OAK	1.0IP, 2 H, 0 SO, 2 BB, 1 ER
8	Dyson, Jarrod (OF)	2009-10	26y 023d	19,856	Kansas City	9/7/2010 @ MIN	0 AB, 0 H, 0 HR, 0 RBI, 0 SB
9	Cortes, Dan (RHP)	2008-09	23y 204d	19,891	Seattle	9/24/2010 @ TB	1.0IP, 0 H, 1 SO, 0 BB, 0 ER
10	Crow, Aaron (RHP)	2010, 2014	24y 141d	19,896	Kansas City	3/31/2011 vs. LAA	1.1IP, 0 H, 3 SO, 0 BB, 0 ER
11	Coleman, Louis (RHP)	2010	25y 017d	19,928	Kansas City	4/21/2011 vs. CLE	2.0IP, 2 H, 1 SO, 1 BB, 0 ER
12	Hosmer, Eric (1B)	2010	21y 194d	19,941	Kansas City	5/6/2011 vs. OAK	2 AB, 0 H, 0 HR, 0 RBI, 1 SB
13	Teaford, Everett (LHP)	2009-10	27y 002d	19,950	Kansas City	5/17/2011 vs. CLE	1.1IP, 2 H, 0 SO, 1 BB, 1 ER
14	Duffy, Danny (LHP)	2010, 2013, 2019	22y 148d	19,953	Kansas City	5/18/2011 vs. TEX	4.0IP, 4 H, 4 SO, 6 BB, 2 ER
15	Moustakas, Mike (INF)	2010, 2016	22y 272d	19,989	Kansas City	6/10/2011 @ LAA	3 AB, 1 H, 0 HR, 0 RBI, 0 SB
16	Piña, Manny (C)	2010-13	24y 059d	20,039	Kansas City	8/3/2011 vs. BAL	4 AB, 2 H, 0 HR, 0 RBI, 0 SB
17	Giovatella, Johnny (INF)	2010	24y 026d	20,040	Kansas City	8/5/2011 vs. DET	3 AB, 2 H, 0 HR, 1 RBI, 1 SB
18	Perez, Salvador (C)	2011, 2018	21y 092d	20,048	Kansas City	8/10/2011 @ TB	3 AB, 1 H, 0 HR, 1 RBI, 0 SB
19	Abreu, Juan (RHP)	2009	27y 143d	20,066	Houston	8/29/2011 vs. PIT	0.2IP, 1 H, 2 SO, 1 BB, 1 ER
20	Herrera, Kelvin (RHP)	2011, 2013	21y 264d	20,130	Kansas City	9/21/2011 vs. DET	1.0IP, 2 H, 0 SO, 0 BB, 3 ER, L
21	Falu, Irving (INF)	2008	28y 335d	20,180	Kansas City	5/6/2012 vs. NYA	4 AB, 2 H, 0 HR, 0 RBI, 0 SB
22	Smith, Will (LHP)	2011	22y 318d	20,204	Kansas City	5/23/2012 vs. NYY	3.1IP, 6 H, 1 SO, 1 BB, 5 ER, L
23	Robinson, Clint	2010	27y 113d	20,225	Kansas City	6/8/2012 @ PIT	1 AB, 0 H, 0 HR, 0 RBI, 0 SB
24	Bianchi, Jeff (INF)	2009, 2011	25y 282d	20,249	Milwaukee	7/13/2012 vs. PIT	1 AB, 0 H, 0 HR, 0 RBI, 0 SB
25	Lough, David (OF)	2009	27y 225d	20,304	Kansas City	9/1/2012 vs. MIN	5 AB, 2 H, 0 HR, 0 RBI, 0 SB
26	Odorizzi, Jake (RHP)	2011-2012	22y 180d	20,336	Kansas City	9/23/2012 vs. CLE	5.1IP, 6 H, 3 SO, 1 BB, 3 ER, L
27	Robinson, Derrick	2010-11	25y 189d	20,357	Cincinnati	4/5/2013 vs. WSH	1 AB, 0 H, 0 HR, 0 RBI, 0 SB
28	Lucas, Ed (INF/OF)	2008-09	31y 009d	20,418	Miami	5/30/2013 vs. TB	1 AB, 0 H, 0 HR, 0 RBI, 0 SB
29	Myers, Wil (OF, INF)	2011-2012	22y 190d	20,444	Tampa Bay	6/18/2013 @ BOS	4 AB, 0 H, 0 HR, 0 RBI, 0 SB
30	Chapman, Kevin (LHP)	2011	25y 171d	20,506	Houston	8/9/2013 vs. TEX	0.1IP, 0 H, 1 SO, 0 BB, 0 ER
31	Clark, Cody (C)	2008	31y 343d	20,521	Houston	8/23/2013 vs. MIN	2.0IP, 1 H, 0 SO, 0 RBI, 0 SB
32	Ventura, Yordano (RHP)	2012-2013	22y 106d	20,561	Kansas City	9/17/2013 vs. CLE	5.2IP, 5 H, 3 SO, 2 BB, 1 ER
33	Dwyer, Chris (LHP)	2010-12	25y 167d	20,566	Kansas City	9/24/2013 @ SEA	2.0IP, 2 H, 2 SO, 1 BB, 0 ER
34	Mariot, Michael (RHP)	2012, 2018	25y 173d	20,592	Kansas City	4/11/2014 @ MIN	2.0IP, 2 H, 2 SO, 2 BB, 2 ER
35	Navarro, Justin (LHP)	2012-2013	26y 098d	20,601	Kansas City	4/20/2014 vs. MIN	2.0IP, 4 H, 2 SO, 3 BB, 3 ER
36	Brooks, Aaron (RHP)	2013	24y 006d	20,617	Kansas City	5/3/2014 vs. DET	2.0IP, 7 H, 2 SO, 0 BB, 6 ER
37	Romak, Jamie (INF/OF)	2010-11	28y 240d	20,642	Los Angeles (NL)	5/28/2014 vs. CIN	1 AB, 0 H, 0 HR, 0 RBI, 0 SB
38	Rodriguez, Wilking (RHP)	2014	24y 093d	20,651	Kansas City	6/3/2014 @ STL	1.0IP, 0 H, 0 SO, 0 BB, 0 ER
39	Hardy, Blaine (LHP)	2010-12	27y 094d	20,666	Detroit	5/16/2014 vs. KC	2.0IP, 1 H, 2 SO, 2 BB, 0 ER
40	Colon, Christian (INF)	2011-2012, 2014	25y 048d	20,694	Kansas City	7/1/2014 @ MIN	2 AB, 0 H, 0 HR, 0 RBI, 0 SB
41	Adams, Lane (OF)	2013-2015	24y 292d	20,756	Kansas City	9/1/2014 vs. TEX	0 AB, 0 H, 0 HR, 0 RBI, 0 SB
42	Dennick, Ryan (LHP)	2012	27y 235d	20,767	Cincinnati	9/2/2014 @ BAL	1.0IP, 0 H, 1 SO, 0 BB, 0 ER
43	Patton, Spencer (RHP)	2013	26y 196d	20,784	Texas	9/4/2014 vs. SEA	2.0IP, 0 H, 1 SO, 0 BB, 0 ER
44	Finnegan, Brandon (LHP)	2014-2015	21y 145d	20,790	Kansas City	9/6/2014 @ NYY	2.0IP, 0 H, 2 SO, 0 BB, 0 ER
45	Orlando, Paulo (OF)	2010-11, 2017	29y 159d	20,823	Kansas City	4/9/2015 vs. CWS	3 AB, 1 H, 0 HR, 0 RBI, 0 SB
46	Marimon, Sugar Ray (RHP)	2012-2014	26y 196d	20,836	Atlanta	4/14/2015 vs. MIA	4.0IP, 4 H, 3 SO, 1 BB, 2 ER
47	Calixte, Orlando (INF/OF)	2013-2014, 2016	23y 075d	20,847	Kansas City	4/19/2015 vs. OAK	2 AB, 0 H, 0 HR, 0 RBI, 0 SB
48	Navarro, Rey (INF)	2011-2013	25y 123d	20,854	Baltimore	4/24/2015 vs. BOS	3 AB, 1 H, 0 HR, 0 RBI, 0 SB
49	Montgomery, Mike (LHP)	2010, 2012	25y 336d	20,903	Seattle	6/2/2015 vs. NYY	6.0IP, 4 H, 4 SO, 2 BB, 1 ER
50	Coleman, Dusty (INF)	2015	28y 074d	20,953	Kansas City	7/3/2015 vs. MIN	0 AB, 0 H, 0 HR, 0 RBI, 0 SB
51	Cuthbert, Cheslor (INF)	2013-2014	22y 233d	20,960	Kansas City	7/7/2015 vs. TBR	4 AB, 1 H, 0 HR, 0 RBI, 0 SB
52	Lamb, John (LHP)	2010-11	25y 035d	20,995	Cincinnati	8/14/2015 @ LAD	6.0IP, 8 H, 7 SO, 2 BB, 5 ER, L
53	Almonte, Miguel (RHP)	2015-2017	22y 150d	21,012	Kansas City	9/1/2015 vs. DET	1.0IP, 2 H, 0 SO, 1 BB, 2 ER
54	Alexander, Scott (LHP)	2013-2014	26y 054d	21,017	Kansas City	9/2/2015 vs. DET	1.0IP, 0 H, 1 SO, 0 BB, 0 ER

NATURALS TO THE MAJORS (CONT.)

#	PLAYER	SEASON(S) WITH NWA	DEBUT AGE	MLB PLAYER #	DEBUT TEAM	MLB DEBUT DATE	DEBUT GAME RESULTS
55	Mondesi, Adalberto (INF)	2015-2016, 2019	25y 346d	21,061	Kansas City	10/30/2015 @ NYM	1 AB, 0 H, 0 HR, 0 RBI, 0 SB
56	Stumpf, Daniel (LHP)	2015-2016	25y 094d	21,082	Philadelphia	4/7/2016 @ CIN	0.0 IP, 1 H, 0 SO, 2 BB, 3 ER
57	Melville, Tim (RHP)	2012, 2014	26y 351d	21,088	Cincinnati	4/10/2016 vs. PIT	4.0 IP, 5 H, 5 SO, 4 BB, 1 ER
58	Triggs, Andrew (RHP)	2013-2014	27y 040d	21,109	Oakland	4/25/2016 @ DET	1.0 IP, 0 H, 1 SO, 0 BB, 0 ER
59	Manaea, Sean (LHP)	2015	24y 088d	21,112	Oakland	4/29/2016 vs. HOU	5.0 IP, 4 H, 3 SO, 4 BB, 4 ER
60	Merrifield, Whit (INF/OF)	2012-2014	27y 115d	21,136	Kansas City	5/18/2016 vs. BOS	3 AB, 1 H, 0 HR, 0 RBI, 0 SB
61	Mills, Alec (RHP)	2016	24y 170d	21,137	Kansas City	5/18/2016 vs. BOS	0.2 IP, 1 H, 0 SO, 2 BB, 1 ER
62	Eibner, Brett (OF)	2013	27y 177d	21,150	Kansas City	5/27/2016 vs. CHW	3 AB, 1 H, 0 HR, 0 RBI, 0 SB
63	Reed, Cody (LHP)	2015	23y 064d	21,169	Cincinnati	6/18/2016 @ HOU	7.0 IP, 6 H, 9 SO, 3 BB, 4 ER
64	Pounders, Brooks (RHP)	2013, 2015	25y 283d	21,191	Kansas City	6/5/2016 @ TOR	2.0 IP, 3 H, 3 SO, 1 BB, 1 ER
65	Baumann, Buddy (LHP)	2011-2012, 2013	28y 220d	21,202	San Diego	7/16/2016 vs. SFG	0.1 IP, 0 H, 0 SO, 0 BB, 0 ER
66	Strahm, Matt (LHP)	2016	24y 262d	21,219	Kansas City	7/31/2016 @ TEX	0.1 IP, 1 H, 1 SO, 1 BB, 1 ER
67	Graterol, Juan (C)	2013-2014	27y 201d	21,270	Los Angeles (AL)	9/2/2016 @ SEA	1 AB, 1 H, 0 HR, 1 RBI, 0 SB
68	McCarthy, Kevin (RHP)	2015-2016	24y 200d	21,297	Kansas City	9/9/2016 @ CHW	0.1 IP, 0 H, 0 SO, 0 BB, 0 ER
69	Dozier, Hunter (INF)	2014-2017, 2019	25y 021d	21,304	Kansas City	9/12/2016 vs. OAK	1 AB, 0 H, 0 HR, 0 RBI, 0 SB
70	Junis, Jakob (RHP)	2015-2016	24y 208d	21,343	Kansas City	4/12/2017 vs. OAK	1.0 IP, 1 H, 0 SO, 2 BB, 0 ER
71	Bonifacio, Jorge (OF)	2013-2015	23y 321d	21,354	Kansas City	4/21/2017 @ TEX	3 AB, 0 H, 0 HR, 0 RBI, 0 SB
72	Skoglund, Eric (LHP)	2016-2019	24y 216d	21,398	Kansas City	5/30/2017 vs. DET	6.1 IP, 2 H, 5 SO, 1 BB, 0 ER, W
73	Torres, Ramon (INF)	2015-2016	24y 136d	21,409	Kansas City	6/7/2017 vs. HOU	4 AB, 2 H, 0 HR, 1 RBI, 0 SB
74	Sparkman, Glenn (RHP)	2015-2018	25y 050d	21,457	Toronto	6/30/2017 vs. BOS	0.2 IP, 2 H, 0 SO, 1 BB, 0 ER
75	Farrell, Luke (RHP)	2014-2015	26y 024d	21,461	Kansas City	7/1/2017 vs. MIN	2.2 IP, 7 H, 2 SO, 3 BB, 5 ER
76	Gallagher, Cam (C)	2016	24y 243d	21,498	Kansas City	8/6/2017 vs. SEA	0 AB, 0 H, 0 HR, 0 RBI, 0 SB
77	Machado, Andres (RHP)	2017-2018	24y 133d	21,539	Kansas City	9/2/2017 @ MIN	0.2 IP, 4 H, 0 SO, 3 BB, 6 ER
78	Hill, Tim (LHP)	2016-2017	28y 047d	21,580	Kansas City	3/29/2018 vs. CHW	0.1 IP, 0 H, 0 SO, 0 BB, 1 ER
79	Stout, Eric (LHP)	2015-2016	25y 029d	21,630	Kansas City	4/25/2018 vs. MIL	0.2 IP, 2 H, 1 SO, 1 BB, 1 ER
80	Adam, Jason (RHP)	2013-2014, 2017-2018	26y 274d	21,644	Kansas City	5/5/2018 vs. DET	1.0 IP, 1 H, 1 SO, 1 BB, 0 ER
81	O'Hearn, Ryan (INF/OF)	2016-2017	25y 005d	21,734	Kansas City	7/31/2018 @ CHW	3 AB, 1 H, 1 HR, 2 RBI, 0 SB
82	Newberry, Jake (RHP)	2017-2018	23y 273d	21,768	Kansas City	8/20/2018 @ TBR	1.2 IP, 2 H, 3 SO, 1 BB, 0 ER
83	Schwindel, Frank (INF)	2015-2017	26y 272d	21,831	Kansas City	3/28/2019 vs. CHW	4 AB, 0 H, 0 HR, 0 RBI, 0 SB
84	Zimmer, Kyle (RHP)	2013, 2015-2017	27y 199d	21,846	Kansas City	3/31/2019 vs. SEA	1.0 IP, 1 H, 2 SO, 0 BB, 0 ER
85	Lovelady, Richard (LHP)	2017	23y 276d	21,858	Kansas City	4/9/2019 vs. CHW	1.0 IP, 0 H, 2 SO, 0 BB, 0 ER
86	Gutierrez, Kelvin (IF)	2018	24y 242d	21,886	Kansas City	4/27/2019 vs. LAA	3 AB, 1 H, 0 HR, 2 RBI, 0 SB
87	Lopez, Nicky (INF)	2017-2018	24y 062d	21,906	Kansas City	5/14/2019 vs. TEX	4 AB, 1 H, 0 HR, 1 RBI, 0 SB
88	Arteaga, Humberto (INF)	2016-2017	25y 148d	21,962	Kansas City	6/20/2019 vs. MIN	2 AB, 0 H, 0 HR, 0 RBI, 0 SB
89	Starling, Bubba (OF)	2015-2016	26y 343d	21,990	Kansas City	7/12/2019 vs. DET	3 AB, 0 H, 0 HR, 0 RBI, 0 SB
90	Staumont, Josh (RHP)	2016-2017	25y 216d	22,000	Kansas City	7/25/2019 vs. CLE	2.0 IP, 3 H, 1 SO, 2 BB, 0 ER
91	Selman, Sam (LHP)	2014-2018	28y 260d	22,008	San Francisco	8/1/2019 @ PHI	1.0 IP, 1 H, 1 SO, 1 BB, 1 ER
92	Dini, Nick (C)	2017-2018	26y 012d	22,023	Kansas City	8/8/2019 vs. DET	3 AB, 1 H, 0 HR, 0 RBI, 0 SB
93	Mejia, Erick (INF/OF)	2018	24y 300d	22,066	Kansas City	9/5/2019 vs. DET	3 AB, 0 H, 0 HR, 0 RBI, 0 SB
94	Speier, Gabe (LHP)	2018-2019	24y 146d	22,067	Kansas City	9/5/2019 vs. DET	1.0 IP, 0 H, 2 SO, 1 BB, 0 ER
95	Zuber, Tyler (RHP)	2019	25y 038d	22,090	Kansas City	7/24/2020 @ CLE	2.0 IP, 0 H, 0 ER, 1 BB, 0 SO
96	Singer, Brady (RHP)	2019	23y 356d	22,109	Kansas City	6/25/2020 @ CLE	5.0 IP, 3 H, 2 ER, 2 BB, 7 SO
97	Griffin, Foster (LHP)	2017-2018	25y 000d	22,131	Kansas City	7/27/2020 @ DET	1.2 IP, 0 H, 0 ER, 0 BB, 1 SO
98	Heath, Nick (OF)	2018-2019	26y 242d	22,147	Kansas City	7/30/2020 vs. DET	0 AB, 0 H, 0 HR, 0 RBI, 0 SB
99	Goodeau, Ashton (RHP)	2016-2017	28y 027d	22,206	Colorado	8/19/2020 vs. HOU	1.2 IP, 4 H, 0 SO, 0 BB, 1 ER
100	Blewett, Scott (RHP)	2018	24y 161d	22,286	Kansas City	9/18/2020 @ MIL	2.0 IP, 3 H, 0 ER, 0 BB, 2 SO

74 of the 100 players made their Big League Debut for Kansas City, while the remaining 26 were scattered across 18 of the other 29 MLB clubs (most: Cincinnati, 5).

MLB SEASON	# MLB DEBUTS	MLB SEASON	# MLB DEBUTS
2008	3	2015	11
2009	2	2016	12
2010	4	2017	8
2011	11	2018	5
2012	6	2019	12
2013	7	2020	6
2014	11	2021	TBD

ABOUT

2021 NATURALS

HISTORY

RECORDS

OPPONENTS

INFORMATION

MID-SEASON ALL-STAR SELECTIONS

2008 Kila Ka'aihue 1B* Juan Richardson DH* Angel Sanchez INF Ovandy Suero OF Dan Cortes RHP Dusty Hughes LHP Blake Johnson RHP	2012 Carlo Testa LF* Yem Prades RF* Mario Lissom INF Christian Colon INF Patrick Keating RHP Justin Marks LHP	2016 Mauricio Ramos 3B* Frank Schwindel 1B Jake Junis RHP Kevin McCarthy RHP Alec Mills RHP
2009 Corey Smith 3B* Jordan Parraz OF* Kurt Mertins INF Cody Strait OF Greg Holland RHP	2013 Orlando Calixte SS* Matt Fields DH Roman Hernandez RF* Angel Franco INF Rey Navarro INF Mitch Canham C Yordano Ventura RHP Santiago Garrido RHP	2017 Humberto Arteaga* SS Samir Duenez* 1B Jack Lopez* 2B Pedro Fernandez RHP Jake Newberry RHP Sam Selman LHP
2010 Johnny Giavotella 2B* Mike Moustakas 3B* Clint Robinson DH* Paulo Orlando RF* Derrick Robinson CF* Chris McConnell INF Tim Smith OF Mario Santiago RHP Louis Coleman RHP Brandon Sisk LHP Edgar Osuna LHP Mike Montgomery LHP	2014 Lane Adams CF* RF* Jorge Bonifacio 3B* Cheslor Cuthbert INF Orlando Calixte INF Whit Merrifield INF Andrew Triggs RHP	2018 Nick Dini C Jacksson Flores 3B* Nicky Lopez SS* Erick Mejia 2B* Elier Hernandez LF Scott Blewett RHP Foster Griffin LHP Zach Lovvorn RHP Jake Newberry RHP Emilio Ogando LHP Walker Sheller RHP
2011 Anthony Seratelli 2B* Salvador Perez C Jeff Bianchi INF Wil Myers OF Buddy Baumann LHP Kelvin Herrera RHP	2015 Jorge Bonifacio OF* Balbino Fuenmayor 1B* Mike Bianucci OF Angel Franco 2B Terrance Gore OF Alex Liddi 3B J.C. Sulbaran RHP	2019 D.J. Burt INF Gabriel Cancel* INF Khalil Lee* OF Gerson Garabito RHP Ofreidy Gomez RHP Conner Greene RHP

* - Denotes start

POSTSEASON ALL-STAR SELECTIONS

2008 Kila Ka'aihue 1B Dan Cortes RHP	2011 Salvador Perez C 2014 Andy Ferguson RHP	2016 Eric Skoglund LHP Jake Junis RHP
2010 Clint Robinson 1B Johnny Giavotella 2B Mike Moustakas 3B Paulo Orlando OF Derrick Robinson OF	2015 Jonathan Dzedzic LHP Balbino Fuenmayor 1B	

AWARD WINNERS

Texas League Player of the Year

2008	Kila Ka'aihue, First Baseman
2010	Mike Moustakas, Third Baseman

Texas League Manager of the Year

2010	Brian Poldberg
------	----------------

Mike Coolbaugh Coach of the Year

2008	Larry Carter
2012	Terry Bradshaw

Texas League Organization of the Year

2012	Northwest Arkansas Naturals
------	-----------------------------

Texas League Executive of the Year

2008	Eric Edlestein, General Manager
------	---------------------------------

Matt Minker Award Winner

2011	Eric Edlestein, General Manager
2016	Justin Cole, General Manager

Texas League All-Star Game MVP

2009	Corey Smith, Infielder
2015	Jorge Bonifacio, Outfielder

Baseball America Player of the Year

2012	Wil Myers, Outfielder
------	-----------------------

Baseball America Bob Freitas Award

2012	Northwest Arkansas Naturals
------	-----------------------------

Sporting News MiLB Hitter of the Year

2010	Mike Moustakas, Third Baseman
------	-------------------------------

AWARD WINNERS (CONT.)

NATURALS TEXAS LEAGUE PLAYER OF THE WEEK AWARDS

Texas League Player of the Week (32)

July 7, 2008	Kila Ka'aihue
	Juan Richardson
August 25	Cory Aldridge
June 1, 2009	Kurt Mertins
June 22	Jeff Bianchi
June 29	Ed Lucas
July 20	Jeff Bianchi
Aug. 31	Cody Clark
April 19, 2010	Mike Moustakas
May 17	Mike Moustakas
July 5	Clint Robinson
August 9	Clint Robinson
August 30	Clint Robinson
May 9, 2011	Nick Van Stratten
July 18	Salvador Perez
April 23, 2012	Wil Myers
April 15, 2013	Brett Eibner
June 3	Brian Fletcher
June 24	Whit Merrifield
July 8	Brett Eibner
July 22	Brian Fletcher
June 26, 2014	Cheslor Cuthbert
June 23	Lane Adams
August 4	Juan Graterol
April 27, 2015	Balbino Fuenmayor
May 11	Balbino Fuenmayor
June 29	Alex Liddi
June 20, 2016	Frank Schwindel
June 5, 2017	Donnie Dewees
June 26	Donnie Dewees
May 21, 2018	Elier Hernandez
August 13	Anderson Miller
June 3, 2019	Meibrys Viloria

Texas League Pitcher of the Week (27)

April 21, 2008	Carlos Rosa
June 2	Blake Wood
August 25	Blake Wood
April 8, 2010	Federico Castaneda
April 19	Edgar Osuna
June 21	Louis Coleman
June 28	Mario Santiago
August 23	John Lamb
May 9, 2011	Will Smith
May 23	Buddy Baumann
April 30, 2012	Jake Odorizzi
May 7	Chris Dwyer
July 30	Ethan Hollingsworth
May 6, 2013	Yordano Ventura
June 24	Brooks Pounders
July 22	Aaron Brooks
July 7, 2014	Jason Adam
July 14	Andy Ferguson
May 11, 2015	Miguel Almonte
July 20	Cody Reed
May 23, 2016	Jake Junis
June 13	Alec Mills
August 1	Daniel Stumpf
June 19, 2017	Foster Griffin
August 6, 2018	Scott Blewett
April 15, 2019	Ofriedy Gomez
July 22	Brady Singer

KANSAS CITY ROYALS ORGANIZATIONAL AWARDS (WON BY NATURALS)

George Brett Award

(Organization's top hitter)

2008	Kila Ka'aihue
2009	David Lough
2010	Mike Moustakas
2012	Wil Myers
2013	Lane Adams
2014	Whit Merrifield
2016	Hunter Dozier
2017	Frank Schwindel
2018	Nicky Lopez

Paul Splittorff Award

(Organization's top pitcher)

2009	Dan Cortes
2010	John Lamb
2011	Kelvin Herrera
2012	Jake Odorizzi
2013	Yordano Ventura
2014	Christian Binford
2015	Jonathan Dzedzic
2016	Jake Junis
2017	Foster Griffin

Mike Sweeney Award

(Represents KC on and off the field)

2012	Alex McClure
2014	Malcom Culver
2015	Parker Morin
2016	Logan Moon
2017	Elier Hernandez

Willie Wilson Award

(Organization's top baserunner)

2010	Derrick Robinson
2011	Anthony Seratelli
2015	Terrance Gore
2018	Nick Heath

Frank White Award

(Organization's top defender)

2015	Bubba Starling
2016	Cam Gallagher
2017	Nicky Lopez

Dick Howser Award

(Organization's most outstanding player development person)

2016	Vance Wilson
------	--------------

ABOUT

2021 NATURALS

HISTORY

RECORDS

OPPONENTS

INFORMATION

OPENING DAY LINEUPS

2008 @ San Antonio, 6-4 Win

1. Jose Duarte, CF
2. Angel Sanchez, SS
3. Mario Lison, 3B
4. Juan Richardson, DH
5. Kila Ka'aihue, 1B
6. Marc Maddox, 2B
7. Brian McFait, RF
8. Geraldo Valentin, LF
9. Kiel Thibault, C
- SP Carlos Rosa, RHP

2009 @ San Antonio, 7-2 Loss

1. Jose Duarte, CF
2. Joe Dickerson, LF
3. Mario Lison, SS
4. Cody Strait, DH
5. Corey Smith, 3B
6. Jordan Parraz, RF
7. Brian McFall, 1B
8. Kurt Mertins, 2B
9. John Suomi, C
- SP Dan Cortes, LHP

2010 vs. San Antonio, 5-1 Win

1. Derrick Robinson, CF
2. Johnny Giavotella, 2B
3. Clint Robinson, 1B
4. Ernesto Mejia, DH
5. Nick Van Stratten, RF
6. Tim Smith, LF
7. Manny Pina, C
8. Kurt Mertins, 3B
9. Chris McConnell, SS
- SP Aaron Crow, RHP

2011 vs. San Antonio, 3-2 Loss

1. Derrick Robinson, CF
2. Christian Colon, SS
3. Wil Myers, RF
4. Jamie Romak, DH
5. Jeff Bianchi, 2B
6. Salvador Perez, C
7. Kurt Mertins, 3B
8. Anthony Seratelli, 1B
9. Nick Van Stratten, LHP
- SP Chris Dwyer, RHP

2012 @ Corpus Christi, 9-0 Loss

1. Rey Navarro, 2B
2. Christian Colon, SS
3. Wil Myers, RF
4. Johnny Whittleman, 1B
5. Mario Lison, 3B
6. Yem Prades, CF
7. Carlo Testa, LF
8. Terry Evans, DH
9. Ben Theriot
- SP Chris Dwyer, RHP

2013 vs. Midland, 11-0 Loss

1. Brett Eibner, CF
2. Orlando Calixte, SS
3. Brian Fletcher, DH
4. Matt Fields, 1B
5. Yem Prades, RF
6. Manny Pina, C
7. Whit Merrifield, LF
8. Alex McClure, 2B
9. Rey Navarro, 3B
- SP Noel Arguelles, LHP

2014 @ Frisco, 3-1 Win (7 innings)

1. Lane Adams, CF
2. Whit Merrifield, LF
3. Jorge Bonifacio, RF
4. Cheslor Cuthbert, 3B
5. Jared Schlehuber, 1B
6. Edinson Rincon, DH
7. Angel Franco, SS
8. Parker Morin, C
9. Justin Trapp, 2B
- SP Andy Ferguson, RHP

2015 @ Midland, 10-5 Loss

1. Lane Adams, CF
2. Raul Mondesi, SS
3. Jorge Bonifacio, RF
4. Alex Liddi, 1B
5. Hunter Dozier, 3B
6. Mike Bianucci, DH
7. Angel Franco, 2B
8. Anderson De La Rosa, C
9. Terrance Gore, LF
- SP Miguel Almonte, RHP

2016 vs. Frisco, 2-0 Loss

1. Ramos Torres, 2B
2. Raul Mondesi, SS
3. Bubba Starling, CF
4. Hunter Dozier, 3B
5. Orlando Calixte, RF
6. Zane Evans, C
7. Mauricio Ramos, DH
8. Frank Schwindel, 1B
9. Carlos Garcia, LF
- SP Alec Mills, RHP

2017 vs. San Antonio, 4-0 Loss

1. Donnie Dewees, CF
2. Alfredo Escalera, LF
3. Samir Duenez, 1B
4. Frank Schwindel, DH
5. Mauricio Ramos, 3B
6. Humberto Arteaga, SS
7. Zane Evans, C
8. Logan Moon, RF
9. Jack Lopez, 2B
- SP Zach Lovvorn, RHP

2018 vs. Corpus Christi, 5-4 Win

1. Nicky Lopez, SS
2. Erick Mejia, 2B
3. Alfredo Escalera, LF
4. Samir Dueñez, 1B
5. Elieir Hernandez, RF
6. Donnie Dewees, CF
7. Corey Toups, 3B
8. Anderson Miller, DH
9. Nate Esposito, C
- SP Foster Griffin, LHP

2019 vs. Springfield, 5-1 Win

1. Nick Heath, CF
2. Khalil Lee, RF
3. Gabriel Cancel, 2B
4. Samir Dueñez, 1B
5. Emmanuel Rivera, 3B
6. Miebrys Viloria, C
7. Taylor Featherston, SS
8. Kort Peterson, LF
9. D.J. Burt, DH
- SP Conner Greene, RHP

OPENING DAY STATISTICS

OFFENSIVE NUMBERS:

Most Starts: 3, Two players: Samir Dueñez (2017-19) & Kurt Mertins (2009-11)
Most At-Bats: 5, Many Players, last: Alfredo Escalera, April 5, 2018 vs. Corpus Christi
Most Hits: 3, Three Players, last: Mike Bianucci/Hunter Dozier, April 9, 2015 @ Midland
Most Runs: 2, Five players, last: Samir Duenuez & Khalil Lee, April 4, 2019 vs. Springfield
Most RBI: 3, Kila Ka'aihue, April 3, 2008 @ San Antonio
Most Doubles: 1, 12 Players, last: Nick Heath, April 4, 2019 vs. Springfield
Most Triples: 1, Four Players, last: Samir Dueñez, April 4, 2019 vs. Springfield
Most Home Runs: 2, Mike Bianucci, April 9, 2015 @ Midland
Most Walks: 2, Five Players, last: Meibrys Viloria, April 4, 2019 vs. Springfield
Most Strikeouts: 3, Four players, last: Alfredo Escalera, April 5, 2018 vs. Corpus Christi
Most Total Bases: 9, Mike Bianucci, April 9, 2015 @ Midland
Most Stolen Bases: 2, Twice, last: Orlando Calixte, April 7, 2016 vs. Frisco
Most Errors: 2, Two Players - last: Christian Colon, April 5, 2012 @ Corpus Christi
Most Outfield Assists: 2, Nick Van Stratten, April 7, 2011 vs. San Antonio

PITCHING NUMBERS:

Most Innings Pitched, Starter: 6.0 IP, Two players, last: Conner Greene, 2019 vs. Springfield
Most Innings Pitched, Reliever: 4.1 IP, Everett Teaford, April 8, 2010 v.s San Antonio
Most Hits Allowed, Starter: 6, Two Players, last: Dan Cortes - April 9, 2009 @ San Antonio
Most Hits Allowed, Reliever: 4, Pedro Fernandez, April 5, 2018 v.s Corpus Christi
Most Runs Allowed, Starter: 5, Dan Cortest, April 9, 2009 @ San Antonio
Most Runs Allowed, Reliever: 4, Elisaul Pimentel, April 5, 2012 @ Corpus Christi
Most Earned Runs Allowed, Starter: 5, Dan Cortes, April 9, 2009 @ San Antonio
Most Earned Runs Allowed, Reliever: 4, Elisaul Pimentel, April 5, 2012 @ Corpus Christi
Most Walks Allowed, Starter: 4, Noel Arguelles, April 4, 2013 vs. Midland
Most Walks Allowed, Reliever: 6, Daniel Stumpf, April 9, 2015 @ Midland
Most Strikeouts, Starter: 8, Zach Lovvorn, April 6, 2017 vs. San Antonio
Most Strikeouts, Reliever: 7, Jake Kalish, April 4, 2019 vs. Springfield
Most Home Runs Allowed, Starter: 1, Two players, last: Zach Lovvorn, April 6, 2017 vs. San Antonio

OPENING DAY LINEUP FIGURES

ALL-TIME RECORD ON OPENING DAY: 5-7

Current Streak: Won 2
Opening Day Record, Home: 3-4
Opening Day Record, Road: 2-3
Most At-Bats: 40, April 3, 2008 @ San Antonio
Most Runs: 6, April 3, 2008 @ San Antonio
Most Hits: 14, April 3, 2008
Most Walks, Batting: 6, 2x, last: April 4, 2019 v.s SPG
Most Strikeouts, Batting: 13, April 5, 2018 vs. CC
Most Left-on-Base: 12, April 5, 2019 vs. Springfield
Best RISP: 5-for-11, April 8, 2010 vs. San Antonio

Worst RISP: 0-for-9, April 7, 2016 vs. Frisco
Most Doubles: 3, April 8, 2010 vs. San Antonio
Most Triples: 1, 4x, last: April 4, 2019 vs. Springfield
Most Home Runs: 4, April 9, 2015 @ Midland
Most Errors: 5, Twice - last: April 5, 2012 @ Corpus Christi
Most Stolen Bases: 2, 4x, last: April 7, 2016 vs. Frisco
Longest Game: 3 hours, 34 minutes, April 4, 2013 @ Midland
Shortest Game: 2 hours, 27 minutes, April 7, 2011 vs. San Antonio
Largest Attendance: 6,210, April 6, 2017 vs. San Antonio
Smallest Attendance: 4,856, April 4, 2013 vs. Midland

ABOUT

2021 NATURALS

HISTORY

RECORDS

OPPONENTS

INFORMATION

FRANCHISE FIRSTS

TEAM

Game.....	April 3, 2008 @ San Antonio
Home Plate Umpire.....	Jason Millsap
Win.....	April 3, 2008 @ San Antonio, 6-4
Road Game.....	April 3, 2008 @ San Antonio
Loss.....	April 4, 2008 @ San Antonio, 3-0
Series Win.....	April 25-28, 2008 vs. Arkansas (4-0 sweep)
Home Series Win.....	April 25-28, 2008 vs. Arkansas (4-0 sweep)
Road Series Win.....	May 12-15, 2008 @ Tulsa (3 games to 1)
Home Series Sweep.....	April 25-28, 2008 vs. Arkansas (4-0 sweep)
Road Series Sweep.....	June 29-July 1, 2008 @ Corpus Christi (3-0 sweep)
Homestand Above .500.....	April 21-28, 2008 vs. Springfield (2-2) & Arkansas (4-0)
Shutout.....	April 8, 2008 @ Corpus Christi, 2-0
Extra Inning Game.....	April 7, 2008 @ Corpus Christi, 12 innings (8-7, loss)
Doubleheader.....	April 24, 2008 vs. Springfield, Game 1: W, 4-2, Game 2: 4-3, L
Ejection.....	Brian Poldberg, May 16, 2008 vs. Arkansas: 7th inning by HP Umpire Mike Jarboe

HITTERS

Batter.....	Jose Duarte, April 3, 2008 @ San Antonio
Baserunner.....	Jose Duarte, April 3, 2008 @ San Antonio
Base Hit.....	Jose Duarte, April 3, 2008 @ San Antonio (single)
Run.....	Jose Duarte, April 3, 2008 @ San Antonio (3rd inning)
Run Batted In.....	Juan Richardson, April 3, 2008 @ San Antonio (3rd inning, single)
Extra-Base Hit.....	Brian McFall, April 3, 2008 @ San Antonio (triple)
Double.....	Kiel Thibault, April 3, 2008 @ San Antonio
Triple.....	Brian McFall, April 3, 2008 @ San Antonio
Home Run.....	Brian McFall, April 3, 2008 @ San Antonio (5th inning off Michael Ekstrom)
Two-Run Home Run.....	Brian McFall, April 3, 2008 @ San Antonio (5th inning off Michael Ekstrom)
Three-Run Home Run.....	Kila Ka'aihue, April 7, 2008 vs. Corpus Christi (1st inning, off Sean Walker)
Grand Slam.....	Kila Ka'aihue, April 11, 2008 vs. San Antonio (8th inning, off Jonathan Ellis)
Inside-the-Park Home Run.....	Donnie Dewees, July 27, 2017 vs. Springfield Cardinals (3rd inning off Trey Nielsen)
Pinch Hitter.....	Kila Ka'aihue, April 12, 2008 vs. San Antonio
Pinch Hit.....	Brian McFall, April 24, 2008 vs. Springfield (single)
Two Hits, Inning.....	Mario Lissons, April 11, 2008 vs. San Antonio (two singles)
Stolen Base.....	Jose Duarte, April 3, 2008 @ San Antonio
Walk.....	Jose Duarte, April 3, 2008 @ San Antonio
Strikeout.....	Angel Sanches, April 3, 2008 @ San Antonio (by Michael Ekstrom)
Sacrifice.....	Jose Duarte, April 3, 2008 @ San Antonio
Sacrifice Fly.....	Ovandy Suero, April 13, 2008 vs. Corpus Christi
Hit by Pitch.....	Marc Maddox, April 6, 2008 vs. Corpus Christi
Ground Into Double Play.....	Angel Sanchez, April 3, 2008 @ San Antonio

PITCHERS

Pitcher.....	Carlos Rosa, April 3, 2008 @ San Antonio
Winning Pitcher.....	Dusty Hughes, April 3, 2008 @ San Antonio
Losing Pitcher.....	Julio Pimentel, April 4, 2008 @ San Antonio
Save.....	Matt Peterson, April 3, 2008 @ San Antonio
Hit Allowed.....	Carlos Rosa, April 3, 2008 @ San Antonio by Chad Huffman (single)
Double Allowed.....	Carlos Rosa, April 3, 2008 @ San Antonio by Peter Ciofrone
Triple Allowed.....	Dusty Hughes, April 6, 2008 @ Corpus Christi by Eli Lorg
Home Run Allowed.....	Matt Peterson, April 3, 2008 @ San Antonio by Brett Dowdy
Run Allowed.....	Carlos Rosa, April 3, 2008 @ San Antonio by Chad Huffman
Walk.....	Dusty Hughes, April 3, 2008 @ San Antonio by Brett Dowdy
Strikeout.....	Brett Dowdy by Carlos Rosa, April 3, 2008 @ San Antonio
Hit Batsman.....	Rowdy Hardy, April 5, 2008 @ San Antonio. Hit Drew Macias
Wild Pitch.....	Dusty Hughes, April 6, 2008 @ Corpus Christi

FIELDING

Double Play.....	April 5, 2008 @ San Antonio. Hit by Kyle Blanks
Unassisted Double Play.....	Mario Lisson (5) – Marc Maddox (4) – Kila Ka'aihue (3) was the fielding play
Triple Play.....	July 19, 2011 at Arkansas. Hit by Alberto Rosario
Error.....	Mario Lisson (5) – Jeff Bianchi (4) – Jamie Romak (3) was the fielding play.
Outfield Assists.....	Angel Sanches, April 3, 2008 @ San Antonio (throwing)
	Jose Duarte, April 4, 2008 @ San Antonio

NORTH DIVISION SERIES HISTORY

ABOUT

2021 NATURALS

HISTORY

RECORDS

OPPONENTS

INFORMATION

2008 NORTH DIVISION CHAMPIONSHIP

In the franchise's first season of existence, the Nationals won the 2nd Half North Division crown on August 30, 2008, to earn a playoff berth against the 1st Half North Division champions, the Arkansas Travelers (Los Angeles Angels). Northwest Arkansas posed a good fight against Arkansas, trailing 2-0 entering the final game of the series. The Travelers scored three runs in the top of the 11th to advance to the Texas League Championship Series. Despite the Nationals' early exit from the postseason, it set a winning precedent for the organization for years to come.

Game 1 • at Arkansas • Thursday, September 4

Northwest Arkansas	001	000	000	-	1	4	0
Arkansas	000	001	03X	-	4	7	0

WP: F. Rodriguez (1-0); LP: C. Hayes (0-1); SV: R. Rodriguez (1); HR: Duarte (1). T-2:39 A-1,059

Game 2 • at Arkansas • Friday, September 5


Northwest Arkansas	010	000	030	-	4	6	1
Arkansas	204	000	00X	-	6	8	1

WP: D. Denham (1-0); LP: B. Wood (0-1); SV: R. Rodriguez (2); HR: Trumbo (1). T-2:38 A-2,015

Game 3 • at NW Arkansas • Saturday, September 6

Arkansas	020	100	000	03	-	6	11
Northwest Arkansas	020	100	000	00	-	4	8

WP: D. Brandt (1-0); LP: K. Crist (0-1); SV: R. Rodriguez (3); HR: Conger (1), Lissou (2). T-2:49 A-3,047 (6,121)



Northwest Arkansas won the franchise's first playoff series on Sept. 11, 2009 sweeping Springfield, 3-0.

2009 NORTH DIVISION CHAMPIONSHIP

For the second consecutive season, Northwest Arkansas punched its ticket to the postseason with a 2nd Half North Division title on September 6, 2009. Three days later, the Nationals commenced upon a three-game sweep over the Springfield Cardinals (St. Louis Cardinals) in the best-of-five game series. Behind a complete-game shutout from Anthony Lerew in Game 1 and four home runs in Game 2, Kurt Mertins delivered a two-out, walk-off single to send Northwest Arkansas to the Texas League Championship for the first time in franchise history.

Game 1 • at Springfield • Wednesday, September 9

Northwest Arkansas	150	000	000	-	6	8	0
Springfield	000	000	000	-	0	2	1

WP: A. Lerew (1-0); LP: T. Hearne (0-1); HR: Bianchi (1). T-2:16 A-3,109

Game 2 • at Springfield • Thursday, September 10

Northwest Arkansas	040	212	003	-	12	14	2
Springfield	142	000	000	-	7	12	1

WP: C. Orvella (1,0); LP: C. Mulligan (0-1); SV: A. Hartsock (1); HR: Lough (1), Maddox (1), Bianchi (2), Clark (1). T-3:22 A-3,704

Game 3 • at NW Arkansas • Friday, September 11

Springfield	001	000	000	-	1	4	3
Northwest Arkansas	100	000	001	-	2	8	1

WP: B. Wood (1-0); LP: C. Fick (0-1); HR: None. T-2:36 A-3,664 (10,447)

2010 NORTH DIVISION CHAMPIONSHIP

In one of the most epic North Division Championship series, Northwest Arkansas trailed the Springfield Cardinals (St. Louis Cardinals) 2 games to 1 in the best-of-five series. The Cardinals led, 5-4 entering the top of the 8th inning before Eric Hosmer crushed his second homer of the game and fifth of the postseason to give Northwest Arkansas a 6-5 lead they did not relinquish to even the series. The Nationals played seven runs in the first two innings in Game 5 as Mike Montgomery struck out six batters over 6.1 innings to earn the win and put a seemingly team of destiny into the Texas League Championship. The five-game thriller between the Cardinals and the Nationals featured 18 future Major League players (Northwest Arkansas, 12; Springfield, 6), including future Major League All-Stars Eric Hosmer (Kansas City) and Matt Carpenter (St. Louis).

Game 1 • at NW Arkansas • Thursday, September 9

Springfield	010	000	010	002	-	4	8	2
Northwest Arkansas	001	000	010	000	-	2	11	1

WP: S. Gorgen (1-0); LP: P. Keating (0-1); SV: B. King (1); HR: Kozma (2), Hosmer (1). T-3:48 A-3,927

Game 2 • at NW Arkansas • Friday, September 10

Springfield	000	000	002	-	2	8	2
Northwest Arkansas	110	001	20X	-	5	7	0

WP: E. Teaford (1-0); LP: D. Kopp (0-1); HR: Seratelli (1), Hosmer (2). T-2:41 A-3,642

Game 3 • at Springfield • Saturday, September 11

Northwest Arkansas	200	000	205	-	9	12	1
Springfield	002	820	10X	-	13	16	0

WP: B. Broderick (1-0); LP: R. Hardy (0-1); SV: B. King (2); HR: Hosmer (3), Seratelli (2). T-3:27 A-3,536

Game 4 • at Springfield • Sunday, September 12

Northwest Arkansas	200	002	020	-	6	8	0
Springfield	111	002	000	-	5	14	0

WP: B. Johnson (1-0); LP: S. Gorgen (1-1); SV: P. Keating (1); HR: Hosmer (2), C. Robinson (1), Carpenter (1). T-2:57 A-2,828

Game 5 • at NW Arkansas • Monday, September 13

Springfield	100	200	100	-	4	7	1
Northwest Arkansas	430	000	10X	-	8	12	2

WP: M. Montgomery (1-0); LP: T. Hearne (0-1); SV: H. Barrera (1); HR: Seratelli (3), Scruggs (1). T-3:03 A-2,726



Eric Hosmer hit a franchise-record six home runs during the 2010 postseason including two in Game 4 at Springfield.

2011 NORTH DIVISION CHAMPIONSHIP

2011 marked the fourth straight season the Nationals appeared in the North Division Championship Series and rekindled the Diamond State Rivalry against the Arkansas Travelers (Los Angeles Angels). The Nationals forced a Game 4 winning Game 3, behind 6.0 innings of one-run baseball from Mario Santiago before dropping Game 4 at home the following day.

Game 1 • at Arkansas • Wednesday, September 7

Northwest Arkansas	100	000	000	00	-	1	4	1
Arkansas	100	000	000	01	-	2	6	0

WP: D. Carpenter (1-0); LP: B. Hardy (0-1); HR: None. T-3:33 A-2,439

Game 2 • at Arkansas • Thursday, September 8

Northwest Arkansas	000	000	000	-	0	2	2
Arkansas	000	000	001	-	1	3	0

WP: S. Gelz (1,0); LP: E. Garcia (0-1); HR: Lopez (1)

NORTH DIVISION SERIES CONT.

Game 3 • at NW Arkansas • Friday, September 9

Arkansas	100	000	000	-	1	4	2
Northwest Arkansas	100	010	01X	-	3	4	1
WP: M. Santiago (1-0); LP: O. Arenas (0-1); SV: B. Hardy (1)HR: None.	T-2:35	A-3,193					

Game 4 • at NW Arkansas • Saturday, September 10

Arkansas	300	310	020	-	9	12	0
Northwest Arkansas	000	302	000	-	5	10	3
WP: Van Mil (1-0); LP: Jeffress (0-1); HR: T. Smith (1), Jimenez 2 (2).	T-3:20	A-2,503 (11,071)					

2015 NORTH DIVISION CHAMPIONSHIP

The Naturals snapped a three-year playoff drought by capturing the 1st Half North Division title. Northwest Arkansas met the Arkansas Travelers (Los Angeles Angels) in the North Division Championship for the third time in franchise history and went on to sweep the Travelers, 3-0. Trailing 3-1 in Game 1, Raul Mondesi hit a game-tying two-run home run in the bottom of the 8th inning. Bubba Starling led off the 9th by reaching on an error and scored from 1st base with two outs on a single by Parker Morin to win the game, 4-3. The Game 1 victory set the tone for the remainder of the series.

Game 1 • at NW Arkansas • Wednesday, September 9

Arkansas	000	012	000	-	3	8	1
Northwest Arkansas	000	010	021	-	4	7	0
WP: M. Peterson (1-0); LP: C. O'Grady (0-1); HR: Mondesi (1)	T-2:55	A-2,418					

Game 2 • at NW Arkansas • Friday, September 10

Arkansas	100	002	000	-	3	8	2
Northwest Arkansas	000	005	00X	-	5	8	0
WP: S. Selman (1-0); LP: E. Santos (0-1); SV: M. Peterson (1); HR: None.	T-3:07	A-3,215					

Game 3 • at Arkansas • Saturday, September 11

Northwest Arkansas	010	201	101	-	6	9	0
Arkansas	101	010	000	-	3	6	0

2016 NORTH DIVISION CHAMPIONSHIP

After winning the 2nd Half of the North Division on the final day of the regular season, Northwest Arkansas rolled into the postseason and entered the best-of-five game series against the Springfield Cardinals (St. Louis Cardinals) on the road. The Naturals set franchise and Texas League records, including most hits (19) in a losing effort and experienced the suspension rule. Game 2 of the series started in Springfield, Mo. on Thursday, Sept. 9 and concluded in Springdale, Ark. on Friday, Sept. 10 in the afternoon, prior to Game 3. Leading the series, 2-1 entering Game 4, a walk-off, bunt, fielder's choice by Naturals' catcher, Cam Gallagher, scored Ryan O'Hearn in the bottom of the 10th inning to send the Naturals to the franchise's fourth Texas League Championship Series.

Game 1 • at Springfield • Wednesday, September 9

Northwest Arkansas	004	101	030	-	9	16	4
Springfield	000	140	010	-	6	10	1
WP: D. Stumpf (1-0); LP: R. Rowland (0-1); SV: M. Peterson; HR: Toups 2 (2), Caldwell (1).	T-3:01	A-2,647					

Game 2 • at Springfield/NW Ark. • Fri./Sat., Sept. 10/11


Northwest Arkansas	303	002	003	-	11	19	1
Springfield	300	040	05X	-	12	11	2
WP: R. Wick (1-0); LP: D. Stumpf (1-1); HR: Toups (3), O'Hearn 2 (2), Ramos (1), Duenez (1), Wilson (1).	T-2:39 (:11 delay/suspended game)	A-2,598					

Game 3 • at NW Arkansas • Saturday, September 11

Springfield	000	200	001	-	3	8	0
Northwest Arkansas	010	114	01X	-	8	14	0
WP: E. Stout (1-0); LP: M. Pearce (0-1); HR: Toups (4), Duenez (2), Voit (1).	T-2:50	A-2,477					

Game 4 • at NW Arkansas • Sunday, September 12

Springfield	000	101	000	0	-	2	6	0
Northwest Arkansas	000	100	100	1	-	3	11	1
WP: M. Peterson (1-0); LP: J. Lucas (0-1); HR: O'Hearn (3), DeJong (1).	T-3:08	A-1,710						



Ryan O'Hearn scored on a bunt by Cam Gallagher to defeat the Cardinals, 3-2 in 10 innings in Game 4 of the 2016 NDOS.

2017 NORTH DIVISION CHAMPIONSHIP

NWA clinched during the club's longest road trip in franchise history. The Naturals opened the 14-game in 13-days roadtrip with a five-game series sweep of the Tulsa Drillers with the finale and clinching-game featuring a seven-inning performance by left-hander Emilio Ogando in the 4-1 win. The Naturals and Drillers locked-up in the North Division Series as this time, the Drillers notched the upper hand. Northwest Arkansas took Game 1 with a three-run seventh inning with an eight-strikeout performance by Foster Griffin to take a 1-0 series lead. The Drillers evened the series with an 11-7 back-and-forth win headed into Tulsa. NWA took Game 3 by scoring six runs in the first two innings en route to a 7-3; but Tulsa took the final two games to advance to the Texas League Championship Series.

Game 1 • at NW Arkansas • Wednesday, September 6

Tulsa	000	000	010	-	1	4	1
Northwest Arkansas	000	000	00X	-	3	7	1
WP: T. Hill (1-0); LP: L. Somsen (0-1); SV: R. Lovelady (1)	T-2:23	A-2,616					

Game 2 • at NW Arkansas • Thursday, Sept. 7

Tulsa	204	100	400	-	11	9	2
Northwest Arkansas	000	331	000	-	7	12	0
WP: B. Moran (1-0); LP: Y. Marte (0-1); HR: Dini (1), Gallen (1), Beaty (1), Jackson (1)	T-3:42	A-3,434					

Game 3 • at Tulsa • Friday, September 8

Northwest Arkansas	330	000	010	-	7	12	1
Tulsa	300	000	000	-	3	6	2
WP: E. Ogando (1-0); LP: J. Sborz (0-1); HR: Garlick (1), Gallen (2).	T-2:27	A-2,692					

Game 4 • at Tulsa • Saturday, September 9

Northwest Arkansas	002	204	000	-	8	13	0
Tulsa	000	262	06X	-	16	18	2
WP: K. Kowalczyk (1-0); LP: M. Tenuta (0-1); HR: O'Hearn (1), O'Brien (1), Garlick (2).	T-3:41	A-2,377					

Game 5 • at Tulsa • Sunday, September 10

Northwest Arkansas	000	000	001	-	1	6	1
Tulsa	030	300	03X	-	6	7	0
WP: D. Santana (1-0); LP: C. Ray (0-1); HR: Mejia (1).	T-2:26	A-2,179					



Alfredo Escalera (No. 24), Sam Selman (center) and Donnie Dewees celebrate at ONEOK Field following the Naturals' 4-1 win to clinch the First Half Championship on June 17, 2017.

CHAMPIONSHIP SERIES HISTORY

2009 TEXAS LEAGUE CHAMPIONSHIP V. MIDLAND ROCKHOUNDS

RockHounds win, 3-1

The first Texas League Championship series appearance in Northwest Arkansas history saw the Naturals fall in four games to the Midland RockHounds (Oakland Athletics). The Naturals jumped on the RockHounds in the series opener in the Permian Basin at CitiBank Ballpark, massacring Midland for 11 runs on 18 hits and came back to the Natural State with the series tied at 1-1. The RockHounds staved off a Naturals' late-inning rally in Game 3 and won a 12-inning thriller in Game 4 to clinch the series, 3-1.

Game 1 • at Midland • Tuesday, September 15

The Naturals offensive attack set a postseason franchise record with 18 hits, matching the single-game high for the 2009 season and capitalized on five Midland blunders to take Game 1, 11-5...Naturals' starter, Anthony Lerew, earned his second win of the postseason allowing one run over 6.0 innings with six strikeouts...Midland starter, Arnold Leon, took the loss after working just 4.0 innings, allowing three unearned runs...the Naturals struck first in the second inning, after Corey Smith moved into scoring position on a Josh Donaldson passed ball, Vance Wilson delivered a run-scoring single to get the Naturals on the board...Northwest Arkansas made it 2-0 in the third after a RockHound error, the first of eventual five on the night...two doubles catalyzed the Naturals' offense with Wilson delivering two in the win.

Northwest Arkansas	011	122	310	-	11	18	0
Midland	001	000	004	-	5	13	5

WP: A. Lerew (2-0); LP: A. Leon (0-1); HR: Donaldson (3, 3rd inning, Lerew). T-3:03 A-3,498

Game 2 • at Midland • Wednesday, September 16

Midland used a five-run sixth-inning and staved off a late-inning rally by Northwest Arkansas to even the series...veteran right-hander, Graham Godfrey, earned a gritty win...Chad Orvella blew the save and took the loss for the Naturals...Jon Hutton worked the final four outs to notch the save...the Naturals blew the game open early with a five-run second inning...Marc Maddox came through with the big blow during the second inning with a two-run homer...Midland responded with two-run home half of the second to narrow the gap...three home runs in the sixth inning propelled the RockHounds to a 7-5 lead...Corey Smith singled home Jeff Bianchi in the eighth inning; but Hutton halted the rally for Midland.

Northwest Arkansas	050	000	010	-	6	11	1
Midland	020	005	00X	-	7	11	0

WP: G. Godfrey (1-0); LP: C. Orvella (1-1); SV: J. Hutton (3) HR: Maddox (2, 2nd inning, Godfrey), Peterson (1, 6th inning, Hardy), Gilbert (1, 6th inning, Hardy), Weeks (2, 6th inning,

Game 3 • at Northwest Arkansas • Friday, September 18

The RockHounds took a 2-1 series lead by playing six runs in the first three innings...Northwest Arkansas finally broke through against Midland starter, Kyle Middleton, in the fifth inning on a Kurt Mertins sacrifice fly...trailing 8-1 entering the bottom of the sixth, David Lough belted a two-run homer to cut the deficit to 8-3...after the RockHounds made it a 9-3 game, Northwest Arkansas used a three-run home run by team-leader, Corey Brown, to pull the Naturals within three...Jarrod Dyson led off the bottom of the ninth with a double and later scored on a Midland fielding error for the Naturals' final run of the game.

Midland	303	011	010	-	9	12	2
Northwest Arkansas	000	012	031	-	7	10	1

WP: K. Middleton (2-0); LP: Bl. Johnson (0-1); SV: J. Lansford (1) HR: Lough (2, 6th inning, Middleton), Co. Smith (1, 8th inning, Storey), C. Brown (1, 3rd inning, Johnson), Peterson (2, 5th inning, Castaneda), Horton (2, 6th inning, Castaneda, 8th inning, Castaneda). T-3:19 A-3,965

Game 4 • at Northwest Arkansas • Saturday, September 19

The RockHounds defeated the Naturals at Arvest Ballpark to clinch the organization's third Texas League crown...Northwest Arkansas broke the scoreless affair in the seventh inning on a Vance Wilson sacrifice fly, followed by a Cody Clark run-scoring single...a fielding error by Aaron Hartsock allowed for Corey Brown to hit a game-tying, two-run home run in the ninth inning...The Naturals could not capitalize on a bases-loaded chance in the 10th inning...Midland's Raul Padron hit a go-ahead, two-run home run in the top of the 12th frame to secure the extra-inning win for the RockHounds...

Midland	000	000	002	002	-	4	11	1
Northwest Arkansas	000	000	200	000	-	2	10	1

WP: J. Fernandez (1-0); LP: B. Swaggerty (0-1); SV: J. Lansford (2) HR: Brown (2, 9th inning, Hartsock), Padron (1, 12th inning Swaggerty). T-4:06 A-2,680

2009 POSTSEASON ROSTER

Manager: Brian Poldberg (27); **Coaches:** Terry Bradshaw (41), Larry Carter (34); **Strength Coach:** Nic Lively; **Trainer:** Chris DeLucia; **Clubhouse Manager:** Danny Helmer

No.	Name.....	Pos.	No.	Name.....	Pos.	No.	Name.....	Pos.
23	Juan Abreu.....	RHP	11	Jeff Howell.....	C	40	Ben Swaggerty.....	RHP
37	John Bannister.....	RHP	32	Blake Johnson.....	RHP	19	Everett Teaford.....	LHP
6	Jeff Bianchi.....	INF	18	Anthony Lerew.....	RHP	13	Vance Wilson.....	C
24	Federico Castaneda.....	RHP	15	David Lough.....	OF	37	Blake Wood.....	RHP
17	Cody Clark.....	C	21	Ed Lucas.....	UTL			
26	Jose Duarte.....	OF	9	Marc Maddox.....	2B/SS			
12	Jarrod Dyson	OF	3	Chris McConnell.....	SS			
33	Jason Godin.....	RHP	7	Kurt Mertins.....	2B			
28	Rowdy Hardy.....	LHP	29	Chad Orvella.....	RHP			
14	Aaron Hartsock.....	RHP	16	Corey Smith.....	1B			

ABOUT

2021 NATURALS

HISTORY

RECORDS

OPPONENTS

INFORMATION

CHAMPIONSHIP SERIES HISTORY CONT.

2010 TEXAS LEAGUE CHAMPIONSHIP V. MIDLAND ROCKHOUNDS

Naturals win, 3-1

Three seasons into the franchise's young history, the Naturals capture the organizations only Texas League Championship crown with a 3-1 series win over the Midland RockHounds. The Naturals postseason roster included 12 future Major League players including Danny Duffy, Eric Hosmer and Will Smith. The Naturals pitching staff held Midland, the best offensive team from the South Division, to eight runs the entire series while posting a 1.25 ERA.



Game 1 • at NW Arkansas • Wednesday, September 15

Fueled by four home runs and strong pitching, the Naturals took Game 1 at home, 7-2...21-year old Danny Duffy notched the win with five strikeouts over 5.0 innings...veteran hurler, Graham Godfrey took the loss...Patrick Keating worked the final four outs to earn the save...Midland struck first with a two-run second inning, but Manny Pina's two-run homer tied the contest in the bottom of the frame...Anthony Seratelli's two-run home run in the fourth inning gave the Naturals' the lead for good...Seratelli homered again in the seventh inning...Clint Robinson hit a home run in the eighth inning for a 7-2 final score.

Midland	020	000	000	-	2	9	0
Northwest Arkansas	020	200	21X	-	7	8	1
WP: D. Duffy (1-0); LP: G. Godfrey (0-1); SV: P. Keating (2); HR: Pina (1, 2 nd inning, Godfrey), Seratelli (2, 5, 4 th inning, Godfrey; 7 th inning, Smyth), C. Robinson (2, 8 th inning Sewell).							
T-3:00	A-3:20						

Game 2 • at NW Arkansas • Thursday, September 16

Midland starter, Anthony Capra kept the Naturals bats hitless for 6.0 innings, allowing an unearned run for Northwest Arkansas in bottom of third inning...Nick Van Stratten broke the no-hit bid off reliever, Mickey Storey, and later scored to tie the game at 2-2 on a Chris McConnell single...Midland broke the 2-2 tie in the ninth inning, scoring three runs on three hits and capitalizing on one Natural error...Midland's Nate Wagner pitched the bottom of the ninth and retired the Naturals in order.

Midland	000	200	003	-	5	11	2
Northwest Arkansas	001	000	100	-	2	2	1
WP: M. Storey (1-0); LP: R. Hardy (0-2); SV: N. Wagner (3)							
HR: None.	T-2:51	A-3:57					

Game 3 • at Midland • Friday, September 17

Eric Hosmer's named continued to be etched deeper within Texas League lore as his sixth home run of the postseason ended up being the game-winner in the top of the eighth inning to give the Naturals a 2-1 series lead...the homer tied Keith Ginter's mark of the 2000 Round Rock Express as the second-most home runs in Texas League postseason history...starter John Lamb twirled 6.2 innings of one-run baseball with five strikeouts in a no-decision effort...Patrick Keating worked around a pair of singles in the ninth inning to hold on for the save in Game 3.

Northwest Arkansas	000	000	020	-	2	4	1
Midland	000	001	000	-	1	6	1
WP: H. Barrera (1-0); LP: M. Storey (1-1); SV: P. Keating (3) HR: Hosmer (6, 8 th inning, Storey), Green (2, 6 th inning, Lamb).							
T-2:34	A-3:52						

Game 4 • at Midland • Saturday, September 18

Will Smith did not pitch a single inning for the Naturals during the regular season, but earned the win in the clinching game of the championship series...Smith worked 6.2 innings of shutout baseball with six strikeouts in the victory...Northwest Arkansas scratch across a run in the fifth inning after Anthony Seratelli's lead-off triple...the second run came when Eric Hosmer singled to score Johnny Givotella...the run was waved off initially with the umpires ruling the batted ball off Hosmer's bat hit Givotella's foot...manager Brian Poldberg argued and the call was reversed, which led to the ejection of Midland manager, Darren Bush...Henry Barrera retired all four batters he faced...Patrick Keating tipped around a lead-off double to record his fourth save of the postseason.

Northwest Arkansas	000	010	010	-	2	8	0
Midland	000	000	000	-	0	8	1

2010 POSTSEASON ROSTER

Manager: Brian Poldberg (27); **Coaches:** Terry Bradshaw (41), Larry Carter (34); **Strength Coach:** Joey Greeny; **Trainer:** Tony Medina; **Clubhouse Manager:** Danny Helmer

No.	Name.....	Pos.	No.	Name.....	Pos.	No.	Name.....	Pos.
29	Henry Barrera.....	RHP	22	Mike Montgomery.....	LHP	25	Will Smith.....	LHP
21	Danny Duffy.....	LHP	16	Paulo Orlando.....	OF	40	Ben Swaggerty.....	LHP
15	Ryan Eigsti.....	C	31	Eduardo Paulino.....	RHP	17	Everett Teaford.....	LHP
3	Johnny Givotella.....	2B	9	Manuel Pina.....	C	1	Nick Van Stratten.....	OF
13	Rowdy Hardy.....	LHP	43	Clint Robinson.....	1B/DH			
33	Eric Hosmer.....	1B	4	Derrick Robinson.....	OF			
14	Blake Johnson.....	RHP	26	Jamie Romak.....	OF			
35	Patrick Keating.....	RHP	6	Anthony Seratelli.....	3 B			
19	John Lamb.....	LHP	32	Brandon Sisk.....	LHP			
2	Chris McConnell.....	SS	24	Tim Smith.....	OF			

CHAMPIONSHIP SERIES HISTORY CONT.

2015 TEXAS LEAGUE CHAMPIONSHIP V. MIDLAND ROCKHOUNDS

RockHounds win, 3-0

For the third time in six seasons, the Midland RockHounds and the Naturals locked up in the Texas League Championship Series. Midland pitching dominated the series and allowed the RockHounds to grab their second consecutive Texas League Championship Series. The series featured future big leaguers such as Matt Olson and Sean Manaea of the RockHounds plus Jorge Bonifacio, Hunter Dozier, Daniel Stumpf and Kevin McCarthy for the Naturals.

Game 1 • at Midland • Tuesday, September 15

Traded just two months prior to Game 1 of the Texas League Championship Series by Kansas City to Oakland at the trade deadline, former Natural, Sean Manaea carved up his former teammates over eight innings with seven strikeouts... Northwest Arkansas struck first and cashed in on a Midland error in the third inning...Ramon Torres scored on a Raul Mondesi's double and later scored on a fielder's choice by Alex Liddi...The RockHounds responded for two runs in the third innings, highlighted by Jacob Bruggman's solo home run and scored three more in the fourth en route to the 5-2 loss.

Northwest Arkansas 002 000 000 - 2 9 0
Midland 002 300 00X - 5 5 2
WP: S. Manaea (1-0); LP: J. Dziedzic (0-1); SV: Brendan McCurry (1); HR: Bruggman (3, 3rd inning, Dziedzic)



Game 2 • at Midland • Wednesday, September 16

Midland scored six runs over the first four innings using a pair of home runs -- one by Renato Nunez and Jacob Bruggman's second of the series...Northwest Arkansas rallied in the fifth inning with Frank Schwindel's run-scoring single... Jorge Bonifacio lifted the Naturals to within two runs of the RockHounds with his three-run home run, his first hit of the 2015 postseason...after Midland scored twice in the seventh, NWA scored twice in the ninth, but the RockHounds staved off the Naturals for any further runs.

Northwest Arkansas 000 013 002 - 6 6 0
Midland 300 300 20X - 8 12 2
WP: C. Jensen (2-0); LP: P. Clemens (0-1); HR: Nunez (2, 1st inning, Clemens), Bruggman (4, 4th inning, Murray)
T-2:37 A-3,292

Game 3 • at Northwest Arkansas • Friday, September 18

Rockhounds starter, Parker Frazier, dominated the Naturals over 9.0 innings throwing a complete-game shutout to complete the sweep for Midland...it marked the second straight Texas League Championship for the RockHounds... Midland touched up Naturals' starter, Luke Farrell, for four runs on five hits in the fourth inning and tacked on three runs including a solo home run by Josh Whitaker in the sixth inning en route to the 7-0 win...Northwest Arkansas was held to just three hits in the game with catcher, Parker Morin, going 2-for-3 with a double in the contest.

Midland 000 403 000 - 7 11 0
Northwest Arkansas 000 000 000 - 0 3 0
WP: P. Frazier (1-1); LP: L. Farrell (0-1); HR: Whitaker (3, 6th inning, McCarthy) T-2:21 A-2,761

Parker Morin (left) finished 4-for-10 with a double in the Texas League Championship Series and hit .450 (9-for-20) with a double, triple and two RBIs during the 2015 Texas League Postseason.

2015 POSTSEASON ROSTER

Manager: Vance Wilson (13); **Coaches:** Brandon Moore (4)/Terry Bradshaw (41), Jim Brower (38); **Strength Coach:** Austin Driggers; **Trainer:** Masa Koyanagi; **Clubhouse Manager:** Danny Helmer

No.	Name.....	Pos.	No.	Name.....	Pos.	No.	Name.....	Pos.
19	Lane Adams.....	OF	22	Alex Liddi.....	UTL	1	Edward Salcedo.....	IF/OF
24	Jorge Bonifacio.....	OF	29	Kevin McCarthy.....	RHP	23	Frank Schwindel.....	1B/DH
15	Paul Clemens.....	RHP	2	Raul Mondesi.....	SS	17	Sam Selman.....	LHP
25	Malcom Culver.....	RHP	21	Park Morin.....	C	6	Bubba Starling.....	CF
8	Kenny Diekroeger.....	INF	57	Matt Murray.....	RHP	37	Eric Stout.....	LHP
9	Hunter Dozier.....	3B	16	Aroni Nina.....	RHP	11	Daniel Stumpf.....	LHP
12	Jonathan Dziedzic.....	LHP	18	Mark Peterson.....	RHP	27	Ramon Torres.....	INF
30	Zane Evans.....	C	39	Brooks Pounder.....	RHP			
40	Luke Farrell.....	RHP	14	Benino Pruneda.....	RHP			

ABOUT

2021 NATURALS

HISTORY

RECORDS

OPPONENTS

INFORMATION

CHAMPIONSHIP SERIES HISTORY CONT.

2016 TEXAS LEAGUE CHAMPIONSHIP V. MIDLAND ROCKHOUNDS

RockHounds win, 3-1

The fourth meeting in franchise history and the second straight season, the Naturals and the RockHounds met in the Texas League Championship Series which saw the Midland win their third straight title in four games.

Game 1 • at NW Arkansas • Wednesday, September 13

The series opener proved went back and forth throughout the night...Midland struck first with two runs in top half of the first and the Naturals countered back using a lead-off double by Corey Toups to ignite a two-run frame...Northwest Arkansas gained the lead in the second on a solo home run -- the third of the postseason -- by Samir Dueñez, but Midland tied the score in the third inning against Yender Caramo... Midland capitalized on a Naturals' error in the sixth to take a 5-3 lead which held until the ninth when Dueñez plated Ryan O'Hearn to make it a 5-4 game and eventual final score.

Midland	201	002	000	-	5	11	1
Northwest Arkansas	210	000	001	-	4	8	1
WP: J. Seddon (2-0); LP: Y. Caramo (0-1); SV: J. Sanchez (1); HR: Dueñez (3, 2 nd inning, Seddon)	T-2:36		A-1,875				

Game 2 • at NW Arkansas • Thursday, September 14

Midland broke the scoreless tie in the top of the fourth against Naturals' starter, Eric Skoglund, with two runs...the RockHounds tacked on three runs in the fifth inning and used a solo home run by Richie Martin in the sixth to increase the 6-0 lead...Northwest Arkansas stormed back against Midland reliever, Sam Bragg, three runs on four hits and added the club's final run in the seventh with a run-scoring single by Ryan O'Hearn...relievers, Miguel Almonte and Mark Peterson combined for three innings of shutout baseball with six total strikeouts to keep the Naturals within striking distance...but Jake Sanchez nailed down his second consecutive save by fanning the side in the final frame.

Midland	000	231	000	-	6	12	1
Northwest Arkansas	000	003	100	-	4	9	1
WP: C. Walter (1-0); LP: E. Skoglund (0-1); SV: J. Sanchez (2); HR: Martin (1, 6th inning, Redman)	T-3:16		A-1,694				



Game 3 • at Midland • Friday, September 15



With the series pushed up a night due to ensuing inclement weather, the Naturals bussed over-night to get to west Texas for the 7:00 p.m. game and their season hanging in the balance...Josh Staumont kept the season alive with 6.1 innings of three-hit, shutout baseball and struck out eight RockHounds to earn the win...the Naturals offense came to his aid with a single-run in the opening

inning on a sacrifice fly by Mauricio Ramos...added two more in the seventh with two-run double by Alfredo Escalera... Escalera added the fourth run in the ninth inning with a RBI triple and finished the game 4-for-5 with three runs batted in to help lead the Naturals into a Game 4 the following night... Daniel Stumpf, Aroni Nina and Eric Stout combined for the final 2.2 innings of no-hit baseball to shutdown the 'Hounds.

Northwest Arkansas	100	000	201	-	4	11	0
Midland	000	000	000	-	0	3	0
WP: J. Staumont (1-0); LP: B. Mann (1-1); SV: E. Stout (1); HR: None	T-2:46		A-3,805				

Game 4 • at Midland • Saturday, September 16

With the field drenched from a downpour throughout the night, the Naturals and the RockHounds endured a three hour and three minute rain delay and finally threw the first pitch at 10:03 p.m. marking it the latest start time for a postseason game in Texas League history in over 25 years... Midland struck for a three runs in the second inning off starter, Glenn Sparkman, and added a fourth run in the fifth inning using a solo home run by Tyler Marincov...the Naturals offense never got off the ground, scoring the lone tally in the seventh inning...Midland starter, James Naile twirled 6.0 innings of two-hit baseball in his first career postseason start.

Northwest Arkansas	000	010	100	-	1	3	0
Midland	030	010	00X	-	4	11	0
WP: J. Naile (1-0); LP: G. Sparkman (0-1); SV: J. Sanchez (3); HR: Rosa (2, 2nd inning, Sparkman), Marincov (1, 5th inning, Hill).	T-2:35 (3:03 delay)		A-3,301				

Josh Staumont (above) struck out eight over 6.1 innings in Game 3 at Midland. Cam Gallagher (left) hit .417 in the Championship Series. (photo: Michael Morrison & John Owens)

2016 POSTSEASON ROSTER

Manager: Vance Wilson (13); **Coaches:** Brian Buchanan (44), Steve Luebber (46); **Strength Coach:** Austin Driggers; **Trainer:** Masa Koyanagi; **Clubhouse Manager:** Danny Helmer

No.	Name.....	Pos.	No.	Name.....	Pos.	No.	Name.....	Pos.
25	Miguel Almonte.....	RHP	45	Ashton Goudeau.....	RHP	15	Frank Schwindel.....	1B/DH
2	Humberto Arteaga.....	SS	19	Tim Hill.....	LHP	23	Eric Skoglund.....	LHP
41	Evan Beal.....	RHP	1	Jack Lopez.....	INF	29	Glenn Sparkman.....	RHP
26	Yender Caramo.....	RHP	12	Logan Moon.....	OF	27	Josh Staumont.....	RHP
24	Allan de San Miguel.....	C	29	Aroni Nina.....	RHP	28	Eric Stout.....	LHP
39	Samir Dueñez.....	DH	30	Ryan O'Hearn.....	1B/OF	53	Daniel Stumpf.....	LHP
9	Alfredo Escalera.....	OF	21	Mark Peterson.....	RHP	4	Corey Toups.....2B
35	Cam Gallagher.....	C	3	Mauricio Ramos.....	3B			
16	Carlos Garcia.....	OF	11	Reid Redman.....	RHP			

2013 ALL-STAR GAME

GAME SUMMARY

Northwest Arkansas hosted its first ever Texas League All-Star Game on June 25, 2013. The 77th version of the Midsummer Classic was played at Arvest Ballpark in-front of a crowd of 6,265 which saw the Texas League South Division All-Stars cruise past the North Division stars with a 6-0 final.

Eight South Division pitchers combined for the 7-hit shut out of the North with the win claimed by starter Neil Ramirez from the Frisco RoughRiders. The victory for the South was the third in four years.

Corpus Christi outfielder George Springer took home Most Valuable Player honors from the game becoming the fourth Hook to garner the honor. Springer played a big role in the game driving in three of the South's six runs against the North Division including a pair of home runs.

The South took the lead in the second inning with Jake Blackwood leading off the inning with the double. A costly throwing error by Tyler Matzek allowed Blackwood to score with two outs and put Rene Garcia on second base. Garcia came around to score on Odubel Herrera's single to left field.

Springer made it a 3-0 game in the sixth with his first home run off Tom Cooney and Brett Nicholas extended the advantage for the South with a solo home run off Michael Cisco to lead off the seventh.

The game's MVP adding icing on the cake with a two-run blast in the eighth for a 6-0 final score.

The North Division's best scoring chance came in the bottom of the seventh when C.J. Cron led off the inning with a double, but was stranded at second after back-to-back strike outs of Matt Fields and Chris Swauger while Roman Hernandez grounded out to end the threat.



South Division 6, North Division 0 Arvest Ballpark, Springdale, Ark., June 25, 2013

SOUTH DIVISION	AB	R	H	RBI	BB	SO	LOB	AVG
Noel, Rico LF	3	0	0	0	0	1	1	.000
Martinez, Teodoro LF	2	0	0	0	0	0	1	.000
Goebbert, Jake RF	3	0	1	0	0	2	0	.000
Myers, D'Arby RF	1	1	1	0	0	0	0	1.000
Springer, George CF	3	2	2	3	1	0	0	.667
Aliotti, Anthony PH-1B	4	0	1	0	0	2	1	.250
Foltynewicz, Mike P	0	0	0	0	0	0	0	.000
Rearick, Chris P	0	0	0	0	0	0	0	.000
McBryde, Jeremy P	0	0	0	0	0	0	0	.000
Stites, Matt P	0	0	0	0	0	0	0	.000
Blackwood, Jake 3B	4	1	1	0	0	0	1	.250
Nicholas, Brett DH-1B	4	1	1	0	0	2	2	.250
Coleman, Dusty SS	2	0	0	0	0	1	1	.000
Valdez, Jeudy SS	2	0	0	0	0	1	0	.000
Garcia, Rene C	2	1	0	0	0	0	0	.000
Telis, Tomas PH-C	2	0	1	0	0	0	0	.500
Herrera, Odubel 2B	2	0	2	1	0	0	0	1.000
Rodriguez, Guilder 2B	2	0	0	0	0	1	1	.000
Totals	36	6	9	5	1	10	8	

NORTH DIVISION	AB	R	H	RBI	BB	SO	LOB	AVG
Nina, Angelys 2B-SS	4	0	0	0	0	1	1	.000
Gotay, Ruben 3B	2	0	0	0	0	1	1	.000
Navarro, Rey 3B	2	0	0	0	0	0	1	.000
Grichuk, Randal CF	4	0	1	0	0	0	0	.250
Cron, C.J. 1B	4	0	2	0	0	0	0	.500
Roling, Kiel DH	2	0	0	0	0	0	0	.000
a-Fields, Matt PH-DH	2	0	0	0	0	2	2	.000
Swauger, Chris LF	4	0	1	0	0	2	2	.250
Hernandez, Roman RF	3	0	0	0	0	0	2	.000
Calixte, Orlando SS	2	0	1	0	0	1	0	.500
Lindsey, Taylor 2B	1	0	1	0	0	0	0	1.000
Bandy, Jett C	2	0	1	0	0	0	0	.500
Canham, Mitch C	1	0	0	0	0	0	1	.000
Totals	33	0	7	0	0	6	10	

SOUTH	IP	H	R	ER	BB	SO	HR	ERA
Ramirez, Neil (W)	1.0	0	0	0	0	1	0	0.00
Martinez, David (H)	1.0	1	0	0	0	0	0	0.00
Smith, Murphy (H)	2.0	1	0	0	0	1	0	0.00
Buchanan, Jake (H)	1.0	2	0	0	0	0	0	0.00
Foltynewicz, Mike (H)	1.0	0	0	0	0	0	0	0.00
Rearick, Chris	1.0	1	0	0	0	2	0	0.00
McBryde, Jeremy	1.0	1	0	0	0	0	0	0.00
Stites, Matt	1.0	1	0	0	0	2	0	0.00
Totals	9.0	7	0	0	0	6	0	0.00

NORTH	IP	H	R	ER	BB	SO	HR	ERA
Matzek, Tyler(L)	2.0	2	2	0	1	5	0	0.00
Garrido, Santiago	1.0	0	0	0	0	0	0	0.00
Piazza, Mike	2.0	1	0	0	0	0	0	0.00
Cooney, Tom	1.0	1	1	1	0	2	1	9.00
Cisco, Michael	1.0	1	1	1	0	2	1	9.00
Wyatt, Heath	1.0	3	2	2	0	1	1	18.00
Johnson, Kevin	0.2	1	0	0	0	0	0	0.00
Thomas, Kevin	0.1	0	0	0	0	0	0	0.00
Totals	9.0	9	6	4	1	10	3	6.00

2B: Blackwood (1, Matzek), Telis (1, Johnson, K); Swauger (1, Martinez, D), Cron (1, Rearick).

HR: Springer 2 (2, 6th inning off Cooney, 0 on, 1 out; 8th inning off Wyatt, 1 on, 1 out), Nicholas (1, 7th inning off Cisco, 0 on, 0 out).

RBI: Herrera, O (1), Springer 3 (3), Nicholas (1).

Team RISP: SD - 1-for-8; ND - 0-for-6

Team LOB: SD - 4; ND - 6

SB: Springer (1, 2nd base off Matzek/Bandy).

CS: Herrera, O (1, 2nd base by Piazza/Bandy); Grichuk (1, 2nd base by Smith, M/Garcia, R).

E: Herrera, O (1, throw); Matzek (1, throw).

Pickoffs: Garcia, R (Bandy at 1st base).

Umpires: HP: Justin Sassaman. 1B: Pat Hoberg. 2B: Brett Terry. 3B: Ramon Hernandez. LF: Mike Cascioppo. RF: Travis Eggert.

Time of Game: 2:23

Attendance: 6,265.

ABOUT


2021 NATURALS

HISTORY

RECORDS

OPPONENTS

INFORMATION



TEAM RECORDS

SINGLE-SEASON RECORDS

ALL-TIME CLUB STANDINGS

YEAR	DIVISION	PLACE	WON	LOST	PCT.	GB	ATTEND.	POSTSEASON
2008	North	2 nd	75	65	.536	-1.0	358,792	2 nd Half Champs, lost to ARK 3-0
2009	North	2 nd	73	67	.521	-1.0	318,056	2 nd Half & North Champs, def. SPG 3-0, lost MID 3-1
2010	North	1 st	86	54	.614	---	320,523	1 st & 2 nd Half Champs, TL Champs def SPG 3-2, def MID 3-1
2011	North	1 st	73	64	.533	---	310,613	2 nd Half Champs, lost to ARK 3-2
2012	North	4 th	58	81	.414	-21.5	321,254	Did not qualify
2013	North	4 th	59	81	.421	-14.5	318,592	Did not qualify
2014	North	4 th	53	87	.379	-22.5	319,109	Did not qualify
2015	North	2 nd	69	70	.496	-2.0	290,471	1 st Half & North Champs, def. ARK 3-0, lost MID 3-0
2016	North	4 th	65	75	.464	-10.0	312,001	2 nd Half & North Champs, def. SPG 3-1, lost MID 3-1
2017	North	3 rd	67	73	.479	-10.0	304,026	1 st Half & North Champs, lost to TUL 3-2
2018	North	3 rd	70	70	.500	-4.5	304,526	Did not qualify
2019	North	4 th	57	81	.413	-24.0	284,829	Did not qualify
12 SEASONS			805	868	.481	---	3,762,794	

ALL-TIME BATTING STATISTICS

YEAR	AVG	AB	R	H	TB	2B	3B	HR	RBI	BB	K	SB	CS	OBP	SLG	OPS	SH	SF	HBP	GIDP
2008	.262	4677	640	1224	1846	208	24	122	594	500	860	167	85	.337	.395	.731	51	42	50	111
2009	.269	4694	703	1263	1891	245	31	107	633	477	937	162	77	.342	.403	.745	52	41	64	100
2010	.291	4697	770	1368	2129	291	37	132	712	486	817	152	70	.364	.453	.817	52	48	76	102
2011	.268	4529	688	1212	1802	206	30	108	618	490	858	205	56	.345	.398	.742	86	35	60	120
2012	.257	4656	564	1198	1796	217	27	109	517	394	1033	122	50	.321	.386	.706	59	44	61	102
2013	.250	4656	583	1164	1816	222	35	120	531	392	1089	118	66	.311	.390	.701	38	34	36	120
2014	.241	4644	505	1118	1610	206	17	84	462	436	1067	110	58	.309	.347	.656	70	37	38	107
2015	.266	4671	625	1242	1955	266	33	127	577	358	1130	129	44	.321	.419	.740	45	36	40	84
2016	.253	4718	552	1195	1766	232	18	101	498	359	1105	157	48	.311	.374	.686	57	38	56	92
2017	.260	4782	544	1244	1721	189	24	80	506	310	1051	119	45	.312	.360	.672	32	28	63	94
2018	.267	4693	660	1252	1882	224	44	106	594	373	1044	167	71	.325	.401	.726	53	33	51	73
2019	.243	4498	533	1094	1596	177	35	85	486	378	1293	218	71	.309	.355	.664	32	35	65	78

ALL-TIME PITCHING STATISTICS

YEAR	ERA	CG	SHO	SV	IP	H	R	ER	HR	HB	BB	SO	WP
2008	4.15	2	11	47	1248.0	1270	628	576	129	71	396	989	64
2009	4.42	3	4	33	1222.1	1306	704	600	110	63	520	833	84
2010	3.84	2	14	37	1213.0	1195	609	517	97	54	452	1017	72
2011	4.57	4	8	42	1199.2	1181	688	609	140	48	486	998	101
2012	4.78	0	6	35	1210.0	1206	721	643	141	65	558	976	102
2013	4.19	4	9	31	1233.2	1167	653	575	126	78	497	1074	74
2014	4.26	2	7	34	1234.2	1248	678	584	118	53	496	1064	96
2015	3.89	1	5	28	1202.0	1186	603	520	102	46	488	978	67
2016	3.55	0	8	32	1239.2	1159	534	489	122	41	373	1163	60
2017	4.21	1	8	40	1227.2	1298	643	574	115	43	435	1022	83
2018	4.56	1	9	35	1209.1	1334	692	613	138	68	461	1004	91
2019	3.96	2	6	30	1198.1	1199	644	527	109	92	445	1142	70

ALL-TIME FIELDING STATISTICS

YEAR	PCT.	G	PO	A	E	TC	DP	PB
2008	.979	140	3744	1526	111	5381	145	8
2009	.972	140	3667	1521	149	5337	149	8
2010	.974	140	3639	1477	139	5255	144	5
2011	.975	137	3600	1416	126	5142	145	12
2012	.976	139	3630	1425	122	5177	135	17
2013	.973	140	3701	1374	141	5216	119	14
2014	.968	140	3704	1371	166	5241	112	11
2015	.976	139	3606	1314	123	5043	126	13
2016	.982	140	3720	1322	93	5135	119	13
2017	.978	140	3683	1316	112	5111	135	10
2018	.976	140	3628	1359	123	5110	119	15
2019	.970	138	3595	1300	151	5046	136	13

BOLD - Led League

ABOUT

2021 NATURALS

HISTORY

RECORDS

OPPONENTS

INFORMATION

SINGLE-SEASON RECORDS

Best Record, Overall.....	86-54 (.614).....	2010
Worst Record, Overall.....	53-87 (.479).....	2014
Most Games Won.....	86.....	2010
Most Games Lost.....	87.....	2014
Highest Winning Pct.....	(.614).....	2010
Lowest Winning Pct.....	(.379).....	2014
Best Record, Overall, Home.....	48-21 (.696).....	2010
Worst Record, Overall, Home.....	24-46 (.343).....	2014
Best Record, Overall, Road.....	38-33 (.535).....	2010
Worst Record, Overall, Road.....	21-48 (.304).....	2012
Best First Half Record, Overall.....	42-28 (.600).....	2010
Worst First Half Record, Overall.....	25-45 (.457).....	2014
Best Second Half Record, Overall.....	44-26 (.629).....	2010
Worst Second Half Record, Overall.....	21-48 (.304).....	2012
Best First Half Record, Home.....	25-11 (.694).....	2015
Worst First Half Record, Home.....	10-24 (.294, 2x).....	2013, 2014
Best First Half Record, Road.....	20-14 (.588).....	2017
Worst First Half Record, Road.....	10-24 (.294).....	2019
Best Second Half Record, Home.....	24-12 (.667).....	2008
Worst Second Half Record, Home.....	13-23 (.361).....	2012
Best Second Half Record, Road.....	21-17 (.553).....	2010
Worst Second Half Record, Road.....	8-28 (.222).....	2017
Most Total Wins Over One Club.....	25.....	Arkansas (2010)
Most Total Losses to One Club.....	21.....	Tulsa (2014)

SINGLE-SEASON FIELDING RECORDS

Double Plays by Position:

First Baseman.....	104.....	Corey Smith (2009)
Second Baseman.....	81.....	Johnny Givotella (2010)
Shortstop.....	81.....	Chris McConnell (2010)
Third Baseman.....	30.....	Emmanuel Rivera (2019)
Outfielder.....	4 (2x).....	Ethan Chapman (2014)
Catcher.....	10.....	Jose Duarte (2009)
		Juan Graterol (2014)

Assists:

Pitcher.....	25 (2x).....	Corey Ray (2017)
		Sugar Ray Marimon (2013)
Catcher.....	63 (2x).....	Juan Graterol (2014)
		Manny Pina (2010)
First Baseman.....	46.....	Matt Fields (2013)
Second Baseman.....	217.....	Corey Toups (2016)
Shortstop.....	265.....	Humberto Arteaga (2017)
Third Baseman.....	182.....	Hunter Dozier (2015)
Outfielder.....	18.....	Jose Duarte (2008)



TM

CONSECUTIVE RECORDS

ABOUT

2021 NATURALS

HISTORY

RECORDS

OPPONENTS

INFORMATION

Best Winning Pct., Season Series.....	(.781).....	Arkansas (2010)
Most One-Run Games Played.....	50.....	2009
Most One-Run Games Won.....	30.....	2012
Most One-Run Games Lost.....	27 (3x).....	2010, 2014, 2016
Most Doubleheaders Won.....	12.....	2010
Best Doubleheader Record.....	7-1.....	2017
Most Extra-Inning Games, Played.....	14 (3x).....	2008, 2011, 2016
Most Extra-Inning Games, Won.....	9 (2x).....	2009, 2016
Most Extra-Inning Games, Lost.....	9.....	2011
Best Extra-Inning Record.....	9-3.....	2009
Most Shutouts Participated.....	23.....	2016
Most Shutouts Won.....	14.....	2010
Most Shutouts Lost.....	15 (2x).....	2016, 2019

CLUB BATTING

Highest Batting Average.....	(.291).....	2010
Lowest Batting Average.....	(.241).....	2014
Most At Bats.....	4,782.....	2017
Fewest At Bats.....	4,498.....	2019
Most Runs.....	770.....	2010
Fewest Runs.....	505.....	2014
Most Opponents Runs.....	721.....	2012
Fewest Opponents Runs.....	603.....	2015
Most Hits.....	1,368.....	2010
Fewest Hits.....	1,094.....	2019
Most Singles.....	908.....	2010
Fewest Singles.....	787.....	2013
Most Doubles.....	291.....	2014
Fewest Doubles.....	177.....	2019
Most Triples.....	44.....	2018
Fewest Triples.....	17.....	2014
Most Home Runs.....	132.....	2010
Fewest Home Runs.....	80.....	2017
Most Home Runs, Home.....	80.....	2010
Fewest Home Runs, Home.....	38.....	2019
Most Home Runs, Road.....	74.....	2015
Fewest Home Runs, Road.....	34.....	2017
Runs Batted In.....	712.....	2010
Highest Slugging Percentage.....	(.453).....	2010
Lowest Slugging Percentage.....	(.347).....	2014
Most Stolen Bases.....	218.....	2019
Most Times Caught Stealing.....	85.....	2008
Most Times GDP.....	120 (2x).....	2011, 2013
Fewest Times GDP.....	73.....	2018
Most Sacrifice Hits.....	86.....	2011
Most Sacrifice Flies.....	48.....	2010
Most Grand Slams.....	6.....	2008
Most Strikeouts.....	1,293.....	2015
Fewest Strikeouts.....	817.....	2010
Most Walks.....	500.....	2008
Fewest Walks.....	310.....	2017
Most Times HBP.....	76.....	2010
Fewest Times HBP.....	36.....	2013

CLUB PITCHING

Lowest ERA.....	(3.84).....	2010
Highest ERA.....	(4.78).....	2012
Most Complete Games.....	4 (2x).....	2011, 2013
Fewest Complete Games.....	0.....	2012
Most Strikeouts.....	1,142.....	2013
Fewest Strikeouts.....	833.....	2009
Most Walks.....	558.....	2012
Fewest Walks.....	396.....	2008
Most Hits.....	1,334.....	2018
Fewest Hits.....	1,167.....	2013
Most Runs.....	721.....	2012
Fewest Runs.....	603.....	2015
Most Saves.....	47 (2x).....	2008, 2019
Fewest Saves.....	28.....	2015

CLUB FIELDING

Highest Fielding Percentage.....	(.979).....	2008
Lowest Fielding Percentage.....	(.968).....	2014
Fewest Errors.....	111.....	2008
Most Errors.....	166.....	2014
Most Double Plays.....	149.....	2009
Fewest Double Plays.....	112.....	2014
Most Passed Balls.....	17.....	2012
Fewest Passed Balls.....	5.....	2010

CONSECUTIVE RECORDS (CONT.)

CLUB GENERAL

Games Won.....	11.....	April 26 - May 6, 2015
Games Won to Start Season.....	4.....	April 4 - April 7, 2019
Games Lost.....	10.....	April 6 - April 16, 2014
Games Lost to Start Season.....	5.....	April 4 - April 8, 2013
Won, Home.....	1.....	April 20 - May 14, 2015
Won, Road.....	8 (2x).....	June 14 - June 20, 2017
.....	August 23 - August 29, 2008
Lost, Home.....	10.....	June 5 - June 21, 2008
Lost, Road.....	16.....	July 9 - August 17, 2017
One-Run Games Played.....	6.....	June 17 - June 22, 2012
One-Run Games Won.....	5 (2x).....	Last: August 9 - August 20, 2019
One-Run Games Lost.....	6.....	April 23 - May 6, 2018
Won Extra Innings.....	6.....	April 24 - June 19, 2012
Series Won.....	5 (2x).....	May 5 - May 24, 2018
.....	June 21 - July 10, 2010
Series Lost.....	8.....	July 8 - August 7, 2019
Scoreless Innings Pitched.....	26.2.....	June 16 - June 19, 2016


INDIVIDUAL CONSECUTIVE STREAKS

Batting:

Hitting Streak.....	21.....	Clint Robinson, June 16 - July 12, 2010
Hitting Streak, Home.....	20.....	Mike Moustakas, May 17 - June 22, 2010
Hitting Streak, Road.....	18.....	Ramon Torres, April 17 - May 25, 2016
On-Base.....	34.....	Jecksson Flores, May 29 - July 7, 2018
On-Base, Home.....	28 (2x).....	Mike Moustakas, April 22 - June 22, 2010
.....	Jordan Parraz, April 18 - June 15, 2009
On-Base, Road.....	28.....	Corey Toups, May 27 - August 9, 2016
Games with Home Run.....	6.....	Gabriel Cancel, April 24 - April 29, 2019

Pitching:

Batters Retired.....	18.....	Christian Binford at Springfield, April 26, 2016
Strikeouts.....	8.....	Juan Abreu (3 games) July 23 - July 29, 2009
Decisions.....	17.....	Ashton Goudeau, May 25 - August 17, 2016
Consecutive Scoreless Innings, Starter.....	31.2.....	Emilio Ogando, July 22 - August 26, 2018
Consecutive Scoreless Innings, Reliever.....	21.1.....	Tim Hill, June 7 - July 29, 2017



Jecksson Flores set the all-time franchise record on-base streak with a sixth-inning single against Corpus Christi on July 1 en route to a 34-game streak which ended on July 8.

CONSECUTIVE RECORDS (CONT.)

WINS - ALL GAMES

Length	Year	Details
11	2015	April 26 (at Tulsa) - May 6 (at Springfield), snapped: May 7 (loss at Springfield)
8	2017	June 14 (at Tulsa) - June 20 (at Arkansas), snapped: June 21 (loss at Arkansas)
.....	2010	July 1 (v. San Antonio) - July 9 (at San Antonio), snapped: July 10 (loss at San Antonio)
.....	2008	August 23 (at Tulsa) - August 30 (v. Tulsa), snapped: August 31 (loss v. Tulsa)
7	2015	May 16 (v. Springfield) - May 22 (v. Tulsa), snapped: May 23 (loss v. Tulsa)
.....	2012	June 2 (at Frisco) - June 9 (v. Arkansas), snapped: June 10 (loss at Tulsa)
6 (7x)	2018	Last: August 2 (v. Springfield) - August 8, Game 2 (v. Midland), snapped: August 9 (loss v. Midland)

LOSSES - ALL GAMES

Length	Year	Details
10	2014	April 6 (at Midland) - April 16 (at Tulsa), snapped: April 17 (win at Tulsa)
9	2019	April 8 (v. Arkansas) - April 16 (at Arkansas), snapped: April 17 (win at Arkansas)
8	2012	July 2 (at San Antonio) - July 9 (v. San Antonio), snapped: July 10 (win v. San Antonio)
7 (8x)	2018 (3x)	Last: July 12 (v. Tulsa) - July 18 (at Springfield), snapped: July 19 (win v. Tulsa)
6 (6x)	2017	Last: July 15 (v. Tulsa) - July 20 (v. Tulsa), snapped: July 21 (win v. Tulsa)

WINS - HOME GAMES

Length	Year	Details
10	2015	April 20 (v. Frisco) - May 14 (v. Springfield), snapped: May 15 (loss v. Springfield)
.....	2008	July 5 (v. San Antonio) - July 23 (v. Tulsa), snapped: July 24 (loss v. Tulsa)
8	2008	April 25 (v. Arkansas) - May 6 (v. Tulsa), snapped: May 7 (loss v. Springfield)
7	2018	July 25 (v. Arkansas) - August 8 (v. Midland, Game 2), snapped: August 9 (v. Midland)
.....	2012	June 6 (v. Arkansas) - June 20 (v. Tulsa), snapped: June 21 (loss v. Tulsa)
.....	2010	July 1 (v. San Antonio) - July 17 (v. Springfield, gm 1), snapped: July 17 (loss v. Springfield, gm 1)
.....	2009	May 7 (v. Springfield) - May 22 (v. Arkansas), snapped: May 23 (loss v. Arkansas)
.....	2009	May 31 (v. Frisco) - June 13 (v. Arkansas), snapped: June 14 (loss v. Tulsa)
6 (2x)	2017	Last: April 25 (v. Springfield) - May 9 (v. Arkansas), snapped: May 11 (loss v. Tulsa)

LOSSES - HOME GAMES

Length	Year	Details
12	2008	June 5 (v. Arkansas) - July 4 (v. San Antonio), snapped: July 5 (win v. San Antonio)

WINS - ROAD GAMES

Length	Year	Details
8	2017	June 14 (at Tulsa) - June 20 (at Arkansas), snapped: June 21 (at Arkansas)
7	2016	April 28 (at Springfield) - May 9 (at Arkansas), snapped: May 10 (loss at Arkansas)
.....	2008	August 23 (at Tulsa) - August 29 (at Arkansas), snapped: September 4 (loss at Arkansas)
6	2011	April 30 (at Arkansas) - May 16 (at Tulsa), snapped: May 17 (loss at Tulsa)

LOSSES - ROAD GAMES

Length	Year	Details
16	2017	July 9 (at San Antonio) - August 17 (at Midland), snapped: August 18 (win at Frisco)
11	2012	July 2 (at San Antonio) - July 23 (at Springfield), snapped: July 31 (win at Tulsa)
10	2012	August 15 (at Midland) - August 29 (at Arkansas), snapped: August 31 (win at Arkansas, gm 1)
9	2013	May 12 (at Springfield) - May 24 (at Corpus Christi), snapped: May 26 (win at San Antonio)
8	2019	May 11 (at Springfield) - May 25 (at Tulsa), snapped: May 26 (win at Tulsa)
.....	2012	April 9 (at San Antonio) - May 2 (at Springfield), snapped: May 3 (win at Springfield)
.....	2009	August 10 (at Arkansas) - September 1 (at Arkansas), snapped: September 2 (win at Arkansas)
.....	2008	August 3 (at Arkansas) - August 18 (at Frisco), snapped: August 23 (win at Tulsa)
7	2018	July 7 (at Corpus Christi) - July 18 (at Springfield), snapped: July 26 (win at Springfield)
.....	2016	April 14 (at Frisco) - April 25 (at Springfield), snapped: April 26 (win at Springfield)
.....	2010	May 13 (at Springfield) - May 28 (at Frisco), snapped: May 29 (win at Midland)

NATURALS OVERALL SEASON SERIES RECORDS

Year	Won	Lost	Split	Sweeps	Swept
2008	19	16	6	9	7
2009	18	15	7	3	3
2010	27	11	2	6	2
2011	19	12	9	4	4
2012	12	21	5	4	10
2013	11	22	7	2	8
2014	12	23	6	1	10
2015	13	20	7	5	3
2016	15	19	7	3	5
2017	15	21	3	6	6
2018	19	19	5	2	7
2019	11	23	5	3	5

ABOUT

2021 NATURALS

HISTORY

RECORDS

OPPONENTS

INFORMATION

MONTHLY RECORDS

CLUB GENERAL

Wins.....	21.....	July, 2008
Losses.....	23.....	July, 2012
Best Record - by win pct. (min. 15 games).....	21-8 (.750).....	July, 2008
Worst Record - by win pct. (min. 15 games).....	6-27 (.222).....	May, 2013

CLUB BATTING

Best Average.....	(.306).....	May, 2008
Worst Average.....	(.217).....	April, 2008
Best On-Base Percentage.....	(.377).....	May, 2008
Worst On-Base Percentage.....	(.286) 2x.....	April & May, 2013
Best Slugging Percentage.....	(.484).....	July, 2010
Worst Slugging Percentage.....	(.298).....	August, 2019
Best OPS (On Base Plus Slugging).....	(.856).....	July, 2010
Worst OPS.....	(.588).....	August, 2019
Most Runs.....	177.....	July, 2008
Fewest Runs (min. 15 games).....	81 (2x).....	Last: August, 2019
Home Runs.....	38.....	July, 2008
Fewest Home Runs (min. 15 games).....	7.....	August, 2019
Doubles.....	62.....	June 2010
Triples.....	12 (2x).....	Last: May, 2018
Most Total Bases.....	470.....	July, 2008
Walks.....	116.....	July, 2009
Strikeouts.....	298.....	July, 2019
Fewest Strikeouts (min. 15 games).....	118.....	April, 2009
Steals.....	60.....	July, 2011
Fewest Steals (min. 15 games).....	13.....	April, 2013
Hit By Pitches.....	23.....	July, 2010
Most Double Plays grounded in to.....	31.....	May, 2013

CLUB PITCHING

Best ERA (Earned Run Average).....	2.97.....	May, 2016
Worst ERA.....	5.64.....	April, 2012
Best WHIP (Walks and hits per inning pitched).....	1.14.....	June, 2016
Worst WHIP.....	1.61.....	June, 2009
Best Opponents' Batting Average.....	(.231).....	April, 2015
Worst Opponents' Batting Average.....	(.297).....	May, 2017
Most Strikeouts.....	283.....	August, 2019
Fewest Strikeouts (min. 15 games).....	114.....	April, 2009
Most Saves.....	13 (2x).....	Last: August, 2011
Fewest Saves (min. 15 games).....	1.....	May, 2013
Most Home Runs Allowed.....	41.....	July, 2018
Fewest Home Runs Allowed (min. 15 games).....	13.....	April, 2009
Most Walks Allowed.....	141.....	July, 2012
Fewest Walks Allowed (min. 15 games).....	50.....	April, 2016



SINGLE-GAME CLUB RECORDS

CLUB GENERAL

Longest Game, 9 Innings, Home.....	3:59	vs. Midland, May 20, 2009
Longest Game, 9 Innings, Away.....	3:58	@ Arkansas, July 22, 2010
Shortest Game, 9 Innings, Home.....	1:53	vs. Frisco, September 2, 2019
Shortest Game, Home.....	1:22	vs. Arkansas, September 2, 2010 (7 innings, Game 2)
Shortest Game, 9 Innings, Away.....	1:59	@ Tulsa, June 8, 2016
Shortest Game, Away.....	1:40	@ Tulsa, July 29, 2009 (7 innings, Game 1)
Longest Game, Extra innings, Home.....	5:05	vs. Arkansas, May 3, 2014 (15 innings)
Shortest Game, Extra Innings, Home.....	2:34	vs. Tulsa, June 19, 2008 (10 innings)
Longest Game, Extra Innings, Away.....	5:38	@ Springfield, May 11, 2013(20 innings)
Shortest Game, Extra Innings, Away.....	2:34	@ Arkansas, May 18, 2008 (10 innings)
Longest Game, Innings, Home.....	15	vs. Arkansas, May 3, 2014
Longest Game, Innings, Away.....	20	@ Springfield, May 11, 2013
Longest 1-0 Win.....	2:41	@ Arkansas, July 21, 2010
Longest 1-0 Loss.....	3:00	@ Frisco, August 23, 2019
Largest Winning Margin.....	15	vs. Arkansas, May 22, 2010 (19-4)
Largest Losing Margin.....	21	@ San Antonio, April 15, 2011 (26-5)
Largest Shutout Victory.....	12-0	@ Springfield, August 23, 2013
Largest Shutout Loss.....	0-16	@ Tulsa, August 30, 2017

BATTING

NATURALS

Runs Scored.....	21	@ Springfield, August 20, 2013
Scored in Every Inning.....	Never	
Most Consecutively Scored Innings.....	7^A	@ Midland, September 15, 2009
Most Consecutively Scored Innings (regular season).....	6 (2x)	@ San Antonio, July 7, 2009 (10-5, W)
RBI.....	20	@ Corpus Christi, July 7, 2011 (9-2, W)
Hits.....	22	@ Springfield, August 20, 2013
Doubles.....	8	vs. Arkansas, May 22, 2010
Triples.....	3 (2x)	@ Midland, July 13, 2015
Home Runs.....	7	vs. Springfield, April 18, 2019
Extra Base Hits.....	11	vs. Tulsa, June 10, 2015
Total Bases.....	40	vs. Arkansas, July 23, 2013
Left on Base.....	17	vs. Arkansas, August 31, 2010 (7 2B, 1 3B, 2 HR)
Strikeouts.....	22	@ Springfield, May 22, 2010
Walks.....	13	@ Springfield, May 11, 2013
Stolen Bases.....	8 (2x)	@ Springfield, May 23, 2010
Hit Batters.....	4 (2x)	@ Springfield, August 24, 2011
Plate Appearances.....	82	@ San Antonio, July 8, 2011
		vs. Springfield, August 23, 2017
		@ Arkansas, June 11, 2011
		@ Springfield, May 11, 2013

OPPONENT

Runs Scored, Opponent.....	26	@ San Antonio, April 15, 2011
RBI, Opponent.....	26	@ San Antonio, April 15, 2011
Hits, Opponent.....	26	@ San Antonio, April 15, 2011
Home Runs, Opponent.....	7	@ San Antonio, April 15, 2011
Extra Base Hits, Opponent.....	16	@ San Antonio, April 15, 2011 (9 2B, 7 HR)
Total Bases, Opponent.....	56	@ San Antonio, April 15, 2011
Left on Base, Opponent.....	16	vs. Springfield, July 25, 2010
Walks, Opponents.....	13	@ Midland, April 9, 2015
Stolen Bases, Opponent.....	7	@ Corpus Christi, April 23, 2019

COMBINED

Runs Scored, Combined (Both Teams).....	31	@ San Antonio, April 15, 2011
RBI, Combined (Both Teams).....	30	@ San Antonio, April 15, 2011
Hits, Combined (Both Teams).....	35	@ San Antonio, April 15, 2011

CLUB PITCHING

Strikeouts.....	19	@ Springfield, May 11, 2013
Walks Issued.....	13	@ Midland, April 9, 2015
Runs Allowed.....	26	@ San Antonio, April 15, 2011
Hits Allowed.....	26	@ San Antonio, April 15, 2011
Home Runs Allowed.....	7	@ San Antonio, April 15, 2011
Extra Base Hits Allowed.....	16	@ San Antonio, April 15, 2011 (8 2B, 7 HR)

FIELDING

NATURALS

Double Plays.....	5	@ San Antonio, August 20, 2015
Errors.....	6	vs. Midland, May 4, 2019

OPPONENT

Double Plays, Opponent.....	4 (12x)	Last: vs. Midland, July 2, 2016
Errors, Opponent.....	6	@ Midland, April 7, 2014

ABOUT

2021 NATURALS

HISTORY

RECORDS

OPPONENTS

INFORMATION

SINGLE-GAME BATTING RECORDS

PLATE APPEARANCES

1.	9	Calixte, Orlando.....	5/11/13.....@ Springfield
9		Canham, Mitch.....	5/11/13.....@ Springfield
9		Fields, Matt.....	5/11/13.....@ Springfield
9		Graterol, Juan.....	5/11/13.....@ Springfield
9		Llanos, Alex.....	5/11/13.....@ Springfield
9		McClure, Alex.....	5/11/13.....@ Springfield
9		Navarro, Rey.....	5/11/13.....@ Springfield
9		Prades, Yem.....	5/11/13.....@ Springfield
9.	8	Duarte, Jose.....	7/21/08.....@ Springfield
10.	7	45 tied (Last: Two on 7/2/19 vs. Arkansas)	

AT BATS

1.	9	Calixte, Orlando.....	5/11/13.....@ Springfield
9		Graterol, Juan.....	5/11/13.....@ Springfield
9		Llanos, Alex.....	5/11/13.....@ Springfield
9		McClure, Alex.....	5/11/13.....@ Springfield
9		Navarro, Rey.....	5/11/13.....@ Springfield
6.	8	Prades, Yem.....	5/11/13.....@ Springfield
8.		Duarte, Jose.....	7/21/08.....@ Springfield
8.	7	19 tied (Last: Two on 4/13/17 @ San Antonio)	

RUNS SCORED

1.	4	Rivera, Emmanuel.....	7/20/19.....Opp
4		Featherston, Taylor.....	4/11/19.....@ Amarillo
4		Lopez, Nicky.....	6/21/18.....@ Springfield
4		Hernandez, Elier.....	5/12/18.....@ Tulsa
4		Dini, Nick.....	7/6/17.....vs. Tulsa
4		Fletcher, Brian.....	7/23/13.....@ Corpus Christi
4		Colón, Christian.....	6/14/11.....vs. Arkansas
4		Myers, Wil.....	6/14/11.....vs. Tulsa
4		Robinson, Derrick.....	8/7/10.....vs. Tulsa
4		Giavotella, Johnny.....	7/22/10.....vs. Arkansas
4		Orlando, Paulo.....	7/22/10.....@ Arkansas
4		Smith, Tim.....	5/22/10.....@ Arkansas
4		Mertins, Kurt.....	6/1/09.....vs. Arkansas
4		Maddox, Marc.....	8/25/08.....vs. Frisco
4		Falu, Irving.....	7/27/08.....@ Tulsa
4		Ka'aihue, Kila.....	7/8/08.....vs. Springfield
17.	3	161 tied (Last: Taylor Featherston, 7/20/19 @ Amarillo)	

HITS

1.	6	Lucas, Ed.....	7/21/08.....@ Springfield
2.	5	Lopez, Nicky.....	6/21/18.....@ Tulsa
5		Bonifacio, Jorge.....	8/21/14.....vs. Springfield
5		Fletcher, Brian.....	7/23/13.....vs. Arkansas
5		Seratelli, Anthony.....	8/17/11.....vs. Frisco
5		Giavotella, Johnny.....	7/22/10.....@ Arkansas
5		Robinson, Clint.....	5/22/10.....vs. Arkansas
5		Bianchi, Jeff.....	6/27/09.....vs. Arkansas
5		Lucas, Ed.....	6/22/09.....@ Tulsa
10.	4	110 tied (Last: Gabriel Cancel, 8/29/19 vs. Midland)	

DOUBLES

1	3	O'Hearn, Ryan.....	6/26/16.....@ Tulsa
3		Lisson, Mario.....	6/13/12.....@ Tulsa
3		Seratelli, Anthony.....	4/17/11.....@ Corpus Christi
3		Giavotella, Johnny.....	7/24/10.....vs. Springfield
3		Robinson, Clint.....	5/22/10.....vs. Arkansas
3		Bianchi, Jeff.....	6/19/09.....@ Springfield
7.	2	349 tied (Last: Angelo Castellano, 9/19/19 vs. Frisco)	

TRIPLES

1.	2	Featherston, Taylor.....	4/18/19.....vs. Springfield
2		Canham, Mitch.....	8/28/13.....vs. Tulsa

HOME RUNS

1.	3	Featherston, Taylor.....	7/20/19.....@ Amarillo
3		Adams, Lane.....	8/13/13...vs. Corpus Christi
3		Fletcher, Brian.....	7/23/13.....vs. Arkansas
4.	2	63 tied (Last: Angelo Castellano, 7/19/19 @ Amarillo)	

RUNS BATTED IN

1.	7	Featherston, Taylor.....	7/20/19.....@ Amarillo
7		Adams, Lane.....	8/13/13...vs. Corpus Christi
7		Robinson, Clint.....	5/22/10.....vs. Arkansas
7		Aldridge, Cory.....	8/25/08.....@ Tulsa
5.	6	Flores, Jecksson.....	8/29/18.....@ Tulsa
6		O'Hearn, Ryan.....	8/17/16...vs. Corpus Christi
6		Adams, Lane.....	8/20/13.....@ Springfield
6		Testa, Carlo.....	4/27/12.....vs. Arkansas
6		McConnell, Chris.....	6/5/10.....vs. Midland
6		Smith, Tim.....	5/22/10.....vs. Arkansas
6		Lucas, Ed.....	9/2/09.....@ Arkansas
6		Lucas, Ed.....	6/13/09.....vs. Arkansas
6		Smith, Corey.....	6/1/09.....vs. Frisco
6		Lisson, Mario.....	7/28/08.....vs. Springfield
6		Ka'aihue, Kila.....	7/8/08....vs. Corpus Christi
6		McFall, Brian.....	4/30/08.....@ Springfield
17.	5	26 tied (Last: Emmanuel Rivera, 6/19/19 vs. Amarillo)	

SINGLE-GAME BATTING RECORDS

WALKS

- 4 Whittleman, John4/17/12.....vs. San Antonio
- 4 Seratelli, Anthony7/24/11.....vs. Springfield
- 4 Lucas, Ed.....7/16/09.....@ Springfield
- 4 Ka'aihue, Kila.....7/20/08.....@ Springfield
- 4 Richardson, Juan.....4/28/08.....vs. Arkansas
- 3 78 tied (Last: Khalil Lee, 7/24/19 vs. Corpus Christi)

INTENTIONAL WALKS

- 2 Gibbs, Micah.....6/27/15.....vs. Tulsa
- 2 Franco, Angel8/27/13.....vs. Tulsa
- 2 Robinson, Derrick4/10/11...vs. Corpus Christi
- 2 Romak, Jamie4/10/11...vs. Corpus Christi
- 2 Moustakas, Mike5/22/10.....vs. Arkansas

STRIKEOUTS

- 5 Franco, Angel5/11/13.....@ Springfield
- 5 McClure, Alex.....5/11/13.....@ Springfield
- 4 57 tied (Last: Gabriel Cancel, 8/22/19 @ Midland)

HIT BY PITCHES

- 3 Dini, Nick.....5/16/18.....vs. Arkansas
- 2 Peterson, Kort.....8/22/18.....vs. Springfield
- 2 Arteaga, Humberto.....8/23/17.....vs. Springfield
- 2 Dini, Nick.....7/29/17.....vs. Springfield
- 2 Ramos, Mauricio.....6/4/17.....@ Midland
- 2 Schwindel, Frank.....8/10/16.....@ Corpus Christi
- 2 Toups, Corey7/22/16.....vs. Springfield
- 2 Ramos, Mauricio.....4/22/16.....vs. Tulsa
- 2 Coleman, Dusty5/8/15.....@ Springfield
- 2 Coleman, Dusty4/26/15.....@ Tulsa
- 2 Graterol, Juan7/3/14.....vs. Midland
- 2 Adams, Lane4/13/14.....vs. Midland
- 2 Piña, Manny7/23/12.....@ Springfield
- 2 Giavotella, Johnny.....4/13/10...vs. Corpus Christi
- 2 Wilson, Vance7/11/09.....vs. San Antonio
- 2 Clark, Cody5/27/09.....vs. Midland
- 2 Richardson, Juan.....7/12/08.....@ Springfield

STOLEN BASES

- 4 Heath, Nick.....5/20/19.....@ Arkansas
- 4 Robinson, Derrick8/24/11.....@ Springfield
- 4 Robinson, Derrick4/26/10.....@ Springfield
- 3 Lee, Khalil.....8/15/19.....@ Arkansas
- 3 Jones, Travis5/13/19.....vs. Tulsa
- 3 Heath, Nick5/11/19.....@ Springfield
- 3 Gore, Terrance.....8/27/16.....@ Arkansas
- 3 Gore, Terrance.....8/19/16.....vs. San Antonio
- 3 Mondesi, Adalberto...7/4/16.....vs. Frisco
- 3 Gore, Terrance5/31/16.....vs. San Antonio
- 3 Torres, Ramon4/19/16.....@ Midland
- 3 Adams, Lane5/10/14.....vs. Springfield
- 3 Adams, Lane4/23/14.....vs. Springfield
- 3 Calixte, Orlando7/17/13.....@ Tulsa
- 3 Robinson, Derrick7/8/11.....@ San Antonio
- 3 Orlando, Paulo6/11/10.....@ Arkansas
- 3 Dyson, Jarrod8/28/09.....vs. Springfield
- 3 Dyson, Jarrod7/20/09.....vs. Arkansas
- 3 Suero, Ovandy.....7/22/08.....vs. Tulsa
- 3 Suero, Ovandy.....5/21/08.....vs. Midland
- 3 Suero, Ovandy.....4/27/08.....vs. Arkansas
- 3 Suero, Ovandy.....4/22/08.....vs. Springfield

CAUGHT STEALING

- 2 Peterson, Kort.....8/24/18.....vs. Springfield
- 2 Liddi, Alex.....6/2/18.....@ Midland
- 2 Hernandez, Elier5/27/18.....vs. Midland
- 2 Dewees, Donnie.....4/7/17.....vs. San Antonio
- 2 Cuthbert, Cheslor.....7/27/14.....vs. Springfield
- 2 Calixte, Orlando7/21/14.....vs. Arkansas
- 2 Rincon, Edinson.....5/13/14.....@ Arkansas
- 2 Seratelli, Anthony8/8/11.....vs. Arkansas
- 2 Robinson, Derrick6/12/11.....vs. Tulsa
- 2 Dyson, Jarrod7/19/10.....@ Arkansas
- 2 McFall, Brian.....4/22/08.....vs. Springfield

SACRIFICES

- 2 24 tied (Last: Angelo Castellano, 7/4/19 @ Tulsa)

SACRIFICE FLIES

- 2 Franco, Angel5/12/15.....@ Arkansas
- 2 Prades, Yem.....7/15/12.....@ Springfield
- 2 Smith, Tim.....6/14/11.....vs. Tulsa
- 2 McConnell, Chris.....5/13/09.....vs. Springfield

GROUND INTO DOUBLE PLAYS

- 2 36 tied (Last: Travis Jones, 6/14/19 @ Frisco)

ABOUT

2021 NATURALS

HISTORY

RECORDS

OPPONENTS

INFORMATION

SINGLE-GAME PITCHING RECORDS

INNINGS PITCHED

1.	9.0	Blewett, Scott.....	8/10/18.....	vs. Frisco
	9.0	Ray, Corey.....	6/8/17.....	vs. Springfield
	9.0	Ferguson, Andy.....	8/9/14.....	vs. San Antonio
	9.0	Ferguson, Andy.....	7/19/14.....	@ Springfield
	9.0	Brooks, Aaron.....	7/24/13.....	vs. Arkansas
	9.0	Pounders, Brooks.....	6/27/13.....	vs. Midland
7.	8.2	Brooks, Aaron.....	8/17/13.....	vs. San Antonio
8.	8.0	Garabito, Gerson.....	9/1/19.....	vs. Frisco
	8.0	Kowar, Jackson.....	8/24/19.....	@ Frisco
	8.0	Kowar, Jackson.....	8/3/19.....	@ Tulsa
	8.0	Gomez, Ofreidy.....	8/2/19.....	@ Tulsa
	8.0	Blewett, Scott.....	8/28/18.....	@ Tulsa
	8.0	Sparkman, Glenn.....	5/3/18.....	vs. Springfield
	8.0	Griffin, Foster.....	8/31/17.....	@ Tulsa
	8.0	Caramo, Yender.....	8/20/16.....	vs. San Antonio
	8.0	Ferguson, Andy.....	8/20/14.....	vs. Springfield
	8.0	Ventura, Yordano.....	5/27/13.....	@ San Antonio
	8.0	Smith, Will.....	8/25/11.....	@ Springfield
	8.0	Smith, Will.....	8/8/11.....	vs. Tulsa
	8.0	Dwyer, Chris.....	7/26/11.....	vs. Tulsa
	8.0	Osuna, Edgar.....	5/24/10.....	vs. Arkansas
	8.0	Crow, Aaron.....	4/29/10.....	@ Springfield
	8.0	Hardy, Rowdy.....	7/21/09.....	vs. Arkansas
	8.0	Teaford, Everett.....	7/7/09.....	@ Corpus Christi
	8.0	Pimentel, Julio.....	4/26/08.....	vs. Arkansas
	8.0	Rosa, Carlos.....	4/25/08.....	vs. Arkansas

INNINGS PITCHED (RELIEVER)

1.	7.1	Vines, Jace.....	7/26/18.....	@ Springfield
	6.2	Dwyer, Chris.....	5/10/12.....	vs. Springfield
3.	6.1	Griffin, Foster.....	7/24/18.....	vs. Arkansas
	6.1	Hollingsworth, Ethan.....	8/24/12.....	vs. Springfield
	6.1	Hollingsworth, Ethan.....	7/30/12.....	vs. Springfield
	6.1	Kniginzky, Matthew.....	6/14/09.....	vs. Tulsa
	6.1	Johnson, Blake.....	7/17/08.....	vs. Arkansas
8.	6.0	Kniginzky, Matthew.....	6/20/09.....	@ Springfield
	6.0	Hardy, Rowdy.....	9/4/10.....	vs. Tulsa
	6.0	Sulbaran, Juan Carlos.....	7/10/14.....	@ Springfield
	6.0	Sotillet, Andres.....	4/13/19.....	@ Springfield
	6.0	Hayes, Chris.....	5/4/09.....	vs. Arkansas

HITS ALLOWED

1.	16	Griffin, Foster.....	5/25/18.....	vs. Midland
2.	13	Brooks, Aaron.....	7/19/13.....	vs. Springfield
3.	12	Singer, Brady.....	7/2/19.....	vs. Arkansas
	12	Ray, Corey.....	7/31/17.....	vs. Arkansas
	12	Lovvorn, Zach.....	6/11/17.....	vs. Arkansas
	12	Johnson, Blake.....	5/13/09.....	vs. Springfield
	12	Lerew, Anthony.....	5/4/09.....	vs. Arkansas
8.	11	15 Tied (Last: Ofreidy Gomez, 7/14/19 vs. Tulsa)		

HITS ALLOWED BY STARTING PITCHER (IP)

1	0	Pounders, Brooks (9.0).....	6/27/13.....	vs. Midland
	0	Smith, Will (7.0).....	7/19/11.....	@ Arkansas
	0	Staumont, Josh (7.0).....	8/23/17.....	vs. Springfield
	0	Lamb, John (6.1).....	8/26/10.....	@ Springfield
	0	Cortes, Dan (6.0).....	8/29/08.....	@ Arkansas
	0	Cortes, Dan (5.0).....	5/23/09.....	@ Arkansas
	0	Murray, Matt (3.0).....	7/13/14.....	vs. Tulsa
	0	Cevette, Dan (3.0).....	5/25/09.....	@ Arkansas
	0	Finnegan, Brandon (2.1).....	5/12/15.....	@ Arkansas
	0	Almonte, Miguel (2.0).....	7/2/15.....	@ Frisco
	0	Zimmer, Kyle (2.0).....	8/14/13.....	vs. Corpus Christi
	0	Oviedo, Juan Carlos (2.0).....	7/17/08.....	vs. Arkansas
	0	Ferguson, Andy (1.0).....	5/10/13.....	@ Springfield
	0	Holland, Greg (1.0).....	5/10/12.....	vs. Springfield
	0	Bale, John (1.0).....	7/15/08.....	vs. Arkansas
	0	Boyer, Blaine (0.2).....	7/24/18.....	vs. Arkansas
	0	Lamb, John (0.2).....	5/19/11.....	@ Tulsa

STRIKEOUTS

1.	13	Duffy, Danny.....	7/17/13.....	@ Tulsa
2.	12	Staumont, Josh.....	9/5/16.....	vs. Arkansas
	12	Zimmer, Kyle.....	7/25/13.....	@ Springfield
4.	11	Mills, Alec.....	6/13/16.....	@ Arkansas
	11	Adam, Jason.....	5/30/13.....	vs. Corpus Christi
	11	Odorizzi, Jake.....	5/5/12.....	vs. Tulsa
	11	Odorizzi, Jake.....	4/23/12.....	vs. Springfield
8.	10	Griffin, Foster.....	7/1/17.....	vs. Corpus Christi
	10	Staumont, Josh.....	8/26/16.....	@ Springfield
	10	Skoglund, Eric.....	8/12/16.....	@ San Antonio
	10	Staumont, Josh.....	7/22/16.....	vs. Springfield
	10	Adam, Jason.....	6/19/14.....	vs. Tulsa
	10	Melville, Tim.....	5/13/14.....	@ Arkansas
	10	Ventura, Yordano.....	5/6/13.....	vs. Arkansas
	10	Ventura, Yordano.....	4/30/13.....	vs. Springfield
	10	Smith, Will.....	8/30/11.....	vs. Arkansas
	10	Dwyer, Chris.....	8/5/11.....	vs. Arkansas
	10	Cortes, Dan.....	6/18/08.....	vs. Tulsa

RUNS

1.	11	Sulbaran, Juan Carlos.....	8/16/12.....	@ Midland
2.	10	Sulbaran, Juan Carlos.....	6/20/15.....	@ Springfield
	10	Dwyer, Chris.....	5/4/12.....	@ Springfield
	10	Godin, Jason.....	9/7/09.....	@ Tulsa
5.	9	Ogando, Emilio.....	7/12/18.....	vs. Tulsa
	9	Griffin, Foster.....	5/25/18.....	vs. Midland
	9	Adam, Jason.....	4/16/13.....	@ Frisco
	9	Smith, Will.....	7/29/11.....	@ Springfield
	9	Osuna, Edgar.....	6/17/10.....	vs. Springfield
	9	Lerew, Anthony.....	6/23/09.....	@ Tulsa
	9	Hardy, Rowdy.....	8/31/08.....	vs. Tulsa

EARNED RUNS

1.	11	Sulbaran, Juan Carlos.....	8/16/12.....	@ Midland
2.	10	Sulbaran, Juan Carlos.....	6/20/15.....	@ Springfield
3.	9	Ogando, Emilio.....	7/12/18.....	vs. Tulsa
	9	Griffin, Foster.....	5/25/18.....	vs. Midland
	9	Adam, Jason.....	4/16/13.....	@ Frisco
	9	Smith, Will.....	7/29/11.....	@ Springfield
	9	Osuna, Edgar.....	6/17/10.....	vs. Springfield
	9	Hardy, Rowdy.....	8/31/08.....	vs. Tulsa
9.	8	Goudeau, Ashton.....	7/11/16.....	@ Frisco
	8	Billo, Greg.....	4/12/14.....	vs. Frisco
	8	Adam, Jason.....	8/26/13.....	vs. Arkansas
	8	Adam, Jason.....	7/22/13.....	vs. Arkansas
	8	Melville, Tim.....	4/21/12.....	@ Arkansas
	8	Miner, Zach.....	7/9/11.....	@ San Antonio
	8	Osuna, Edgar.....	6/3/11.....	vs. Frisco
	8	Godin, Jason.....	9/7/09.....	@ Tulsa
	8	Johnson, Blake.....	6/7/09.....	@ Frisco
	8	Hardy, Rowdy.....	6/28/08.....	@ San Antonio

HOME RUNS

1.	4	Terrero, Franco.....	4/22/18.....	@ Tulsa
	4	Skoglund, Eric.....	8/23/16.....	@ Springfield
	4	Montgomery, Mike.....	9/1/12.....	vs. Tulsa
	4	Garcia, Edgar Alberto.....	8/29/11.....	vs. Tulsa
5.	3	37 Tied (Last: J.C. Cloney, 6/28/19 @ Springfield)		

SINGLE-GAME PITCHING RECORDS

ABOUT

2021 NATURALS

HISTORY

RECORDS

OPPONENTS

INFORMATION

WALKS

1.	8	Arguelles, Noel.....	5/12/13.....	@ Springfield
2.	7	Adam, Jason.....	7/5/13.....	@ Midland
		Dwyer, Chris.....	6/1/12.....	@ Midland
		Lerew, Anthony.....	7/11/09.....	vs. San Antonio
5.	6	Ogando, Emilio.....	6/9/18.....	@ Arkansas
		Staumont, Josh.....	8/16/16.....	vs. Corpus Christi
		Staumont, Josh.....	8/1/16.....	vs. Arkansas
		Stumpf, Daniel.....	4/9/15.....	@ Midland
		Marimon, Sugar Ray.....	7/12/13.....	vs. Springfield
		Arguelles, Noel.....	5/1/13.....	vs. Springfield
		Arguelles, Noel.....	7/16/12.....	vs. Arkansas
		Dwyer, Chris.....	5/4/12.....	@ Springfield
		Paukovits, Bryan.....	4/13/12.....	vs. Corpus Christi
		Dwyer, Chris.....	7/10/11.....	@ Corpus Christi
		Crow, Aaron.....	7/29/10.....	@ Tulsa
		Cortes, Dan.....	5/23/09.....	@ Arkansas

HIT BATTERS

1.	4	Hardy, Rowdy.....	8/22/09.....	@ Frisco
		Hardy, Rowdy.....	5/18/08.....	@ Arkansas
3.	3	Garabito, Gerson.....	7/18/19.....	@ Corpus Christi
		Cloney, J.C.....	6/7/19.....	vs. Springfield
		Almonte, Miguel.....	4/14/15.....	@ Frisco
		Cortes, Dan.....	7/6/08.....	vs. Corpus Christi
		Johnson, Blake.....	4/19/08.....	@ Arkansas
8.	2	64 Tied (Last: Gerson Garabito, 9/1/19 vs. Frisco)		

WILD PITCHES

1.	4	Greene, Conner.....	5/18/19.....	vs. Springfield
		Osuna, Edgar.....	6/3/11.....	vs. Frisco
		Dwyer, Chris.....	5/8/11.....	vs. Tulsa
		Paulino, Eduardo.....	6/27/10.....	@ Arkansas
		Godin, Jason.....	9/7/09.....	@ Tulsa
6.	3	Ray, Corey.....	8/30/17.....	@ Tulsa
		Staumont, Josh.....	8/6/16.....	vs. Tulsa
		Beal, Evan.....	6/11/16.....	@ Arkansas
		Stumpf, Daniel.....	6/10/15.....	vs. Tulsa
		Melville, Tim.....	6/5/14.....	vs. Tulsa
		Rollins, Heath.....	4/29/11.....	@ Arkansas
		Hardy, Rowdy.....	7/25/10.....	vs. Springfield
		Crow, Aaron.....	6/16/10.....	@ Tulsa
		Atencio, Greg.....	5/21/08.....	vs. Midland

GROUND BALL DOUBLE PLAYS INDUCED

1.	3	16 Tied (Last: J.C. Cloney, 9/2/19 vs. Frisco)		
----	---	--	--	--

TOTAL BATTERS FACED

1.	35	Griffin, Foster.....	5/25/18.....	vs. Midland
2.	33	Garabito, Gerson.....	9/1/19.....	vs. Frisco
		Blewett, Scott.....	8/10/18.....	vs. Frisco
		Blewett, Scott.....	6/8/18.....	vs. Springfield
		Ferguson, Andy.....	7/19/14.....	@ Springfield
		Ferguson, Andy.....	6/18/14.....	vs. Arkansas
		Smith, Will.....	7/24/11.....	vs. Springfield
		Pimentel, Julio.....	5/17/08.....	@ Arkansas
9.	32	Blewett, Scott.....	8/28/18.....	@ Tulsa
10.	31	14 Tied (Last: Brady Singer, 7/2/19 vs. Arkansas)		

PITCHES THROWN

1.	116	Ferguson, Andy.....	8/9/14.....	vs. San Antonio
2.	114	Adam, Jason.....	6/17/13.....	@ Arkansas
3.	112	Brooks, Aaron.....	8/17/13.....	vs. San Antonio
		Smith, Will.....	8/30/11.....	vs. Arkansas
5.	111	Ferguson, Andy.....	7/14/14.....	vs. Tulsa
		Ferguson, Andy.....	6/18/14.....	vs. Arkansas
7.	110	Brooks, Aaron.....	7/29/13.....	@ Arkansas
8.	109	Blewett, Scott.....	8/28/18.....	@ Tulsa
9.	107	Adam, Jason.....	6/9/14.....	@ Arkansas
10.	106	Garabito, Gerson.....	8/10/19.....	vs. Tulsa
		Hernandez, Arnaldo.....	5/15/19.....	vs. Tulsa
		Melville, Tim.....	8/24/14.....	@ Arkansas
		Ferguson, Andy.....	6/8/14.....	@ Arkansas
		Adam, Jason.....	7/5/13.....	@ Midland
		Hardy, Rowdy.....	8/16/09.....	vs. Frisco

BALLS THROWN

1.	52	Lerew, Anthony.....	7/11/09.....	vs. San Antonio
		Cortes, Dan.....	5/23/09.....	@ Arkansas
3.	51	Vines, Jace.....	7/16/18.....	@ Springfield
4.	49	Garabito, Gerson.....	6/8/19.....	vs. Springfield
		Ogando, Emilio.....	5/13/18.....	vs. Tulsa
6.	48	Ray, Corey.....	8/10/17.....	vs. Midland
		Adam, Jason.....	7/5/13.....	@ Midland
		Arguelles, Noel.....	7/16/12.....	vs. Arkansas
		Paulino, Eduardo.....	8/24/10.....	@ Springfield
10.	47	Griffin, Foster.....	7/18/18.....	@ Corpus Christi
		Ray, Corey.....	7/5/17.....	@ Corpus Christi
		Cortes, Dan.....	6/27/09.....	vs. Arkansas

STRIKES THROWN

1.	79	Ferguson, Andy.....	7/14/14.....	vs. Tulsa
2.	78	Brooks, Aaron.....	7/29/13.....	@ Arkansas
3.	77	Ferguson, Andy.....	8/9/14.....	vs. San Antonio
4.	76	Sparkman, Glenn.....	5/8/18.....	@ Arkansas
5.	75	Singer, Brady.....	8/31/19.....	vs. Frisco
		Hernandez, Arnaldo.....	5/15/19.....	vs. Tulsa
7.	74	Singer, Brady.....	7/2/19.....	vs. Arkansas
		Adam, Jason.....	6/9/14.....	@ Arkansas
9.	73	Garabito, Gerson.....	9/1/19.....	vs. Frisco
		Melville, Tim.....	8/8/14.....	vs. San Antonio
		Brooks, Aaron.....	8/17/13.....	vs. San Antonio
		Brooks, Aaron.....	6/19/13.....	@ Arkansas

STRIKE %

1.	78.05%	Osuna, Edgar.....	4/17/11.....	@ Corpus Christi
2.	75.00%	Griffin, Foster.....	7/12/17.....	vs. Tulsa
		Binford, Christian.....	5/23/15.....	vs. Tulsa
		Hollingsworth, Ethan.....	7/8/12.....	vs. San Antonio
5.	74.75%	Singer, Brady.....	7/2/19.....	vs. Arkansas
6.	74.71%	Hardy, Rowdy.....	5/24/08.....	vs. Frisco
7.	74.70%	Skoglund, Eric.....	6/1/16.....	vs. San Antonio
8.	74.49%	Garabito, Gerson.....	9/1/19.....	vs. Frisco
9.	74.47%	Melville, Tim.....	4/27/14.....	vs. Tulsa
10.	74.42%	Johnson, Blake.....	6/6/08.....	vs. Arkansas

TOP 10 HITTING - MONTH

GAMES PLAYED

1.	30	Blanco, Dairon.....	August 2019
	30	Rivera, Emmanuel.....	August 2019
	30	Flores, Jacksson.....	June 2018
	30	Lopez, Nicky.....	May 2018
	30	O'Hearn, Ryan.....	July 2016
6.	29	14 Tied (Last: Khalil Lee, August 2019)	

AT BATS

1.	127	Deweese, Donnie.....	May 2018
2.	120	Lopez, Nicky.....	May 2018
	120	Prades, Yem.....	July 2012
	120	Smith, Corey.....	July 2009
5.	119	Flores, Jacksson.....	July 2018
	119	Escalera, Alfredo.....	August 2016
7.	118	Blanco, Dairon.....	August 2019
	118	Mejia, Erick.....	May 2018
9.	117	Four Tied (Last: Samir Dueñez, July 2017)	

PLATE APPEARANCES

1.	136	Deweese, Donnie.....	May 2018
2.	134	Lopez, Nicky.....	May 2018
3.	133	Mejia, Erick.....	May 2018
	133	Toups, Corey.....	August 2016
5.	132	Flores, Jacksson.....	July 2018
	132	Robinson, Derrick.....	May 2010
7.	130	Robinson, Clint.....	May 2010
8.	129	Mejia, Erick.....	August 2018
	129	Eibner, Brett.....	July 2013
10.	128	Escalera, Alfredo.....	August 2016
	128	Maddox, Marc.....	July 2008

RUNS SCORED

1.	26	Ka'aihue, Kila.....	July 2008
2.	25	Serattelli, Anthony.....	July 2011
	25	Richardson, Juan.....	June 2008
4.	24	Robinson, Clint.....	June 2010
5.	23	Richardson, Juan.....	August 2008
6.	22	Mejia, Erick.....	May 2018
	22	Robinson, Clint.....	August 2010
	22	Moustakas, Mike.....	May 2010
	22	Strait, Cody.....	May 2009
10.	21	12 Tied (Last: Balbino Fuenmayor, May 2015)	

HITS

1.	45	Fuenmayor, Balbino.....	May 2015
2.	44	Lopez, Nicky.....	May 2018
3.	43	Giavotella, Johnny.....	August 2010
4.	41	Robinson, Clint.....	August 2010
5.	39	Giavotella, Johnny.....	July 2010
6.	38	Hernandez, Elier.....	May 2018
	38	Robinson, Clint.....	June 2010
	38	Richardson, Juan.....	July 2008
	38	Maddox, Marc.....	July 2008
10.	37	Six Tied (Last: Jacksson Flores, August 2018)	

TOTAL BASES

1.	80	Fuenmayor, Balbino.....	May 2015
2.	78	Robinson, Clint.....	August 2010
3.	74	Robinson, Clint.....	June 2010
4.	69	Moustakas, Mike.....	May 2010
5.	67	Romak, Jamie.....	July 2011
	67	Hosmer, Eric.....	August 2010
7.	66	Eibner, Brett.....	July 2013
	66	Richardson, Juan.....	July 2008
9.	64	Giavotella, Johnny.....	August 2010
10.	63	Adams, Lane.....	June 2014
	63	Fields, Matt.....	June 2013
	63	Ka'aihue, Kila.....	July 2008

DOUBLES

1.	13	Robinson, Clint.....	May 2010
	13	Maddox, Marc.....	July 2008
3.	12	Prades, Yem.....	August 2012
4.	11	O'Hearn, Ryan.....	June 2016
	11	Fuenmayor, Balbino.....	May 2015
	11	Whittleman, Johnny.....	April 2012
	11	Richardson, Juan.....	May 2008
	11	Richardson, Juan.....	August 2008
9.	10	Ten Tied (Last: Jacksson Flores, July 2018)	

TRIPLES

1.	9	Orlando, Paulo.....	August 2011
2.	4	Deweese, Donnie.....	June 2017
	4	Sosa, Ruben.....	May 2017
	4	Eibner, Brett.....	June 2013
	4	Serattelli, Anthony.....	June 2011
	4	Orlando, Paulo.....	May 2010
	4	Robinson, Derrick.....	April 2010
	4	Mertins, Kurt.....	August 2009
9.	3	Nine Tied (Last: Nick Heath, June 2014)	

HOME RUNS

1.	10	Romak, Jamie.....	July 2011
2.	9	Fields, Matt.....	June 2013
	9	Robinson, Clint.....	August 2010
	9	Moustakas, Mike.....	May 2010
5.	8	Liddi, Alex.....	July 2018
	8	Fuenmayor, Balbino.....	May 2015
	8	Eibner, Brett.....	July 2013
	8	Robinson, Clint.....	June 2010
	8	Ka'aihue, Kila.....	July 2008
10.	7	Eight Tied (Last: Lane Adams, June 2014)	

RUNS BATTED IN

1.	32	Moustakas, Mike.....	May 2010
2.	31	Ka'aihue, Kila.....	July 2008
3.	29	Perez, Salvador.....	July 2011
4.	26	Dueñez, Samir.....	August 2018
	26	Smith, Tim.....	June 2011
	26	Robinson, Clint.....	August 2010
7.	25	Fields, Matt.....	June 2013
	25	Moustakas, Mike.....	June 2010
9.	24	Five Times (Last: Gabriel Cancel, May 2019)	

WALKS

1.	25	Ka'aihue, Kila.....	July 2008
2.	24	Ka'aihue, Kila.....	June 2008
3.	22	Whittleman, Johnny.....	April 2012
4.	21	Lucas, Ed.....	July 2009
5.	20	Fields, Matt.....	July 2013
	20	Serattelli, Anthony.....	May 2011
7.	19	George, Jordan.....	August 2019
	19	O'Hearn, Ryan.....	July 2016
	19	Serattelli, Anthony.....	June 2011
10.	18	Dozier, Hunter.....	August 2014
	18	Whittleman, Johnny.....	May 2012

STRIKEOUTS

1.	43	Featherston, Taylor.....	July 2019
	43	Fields, Matt.....	July 2013
3.	42	Fletcher, Brian.....	August 2012
	42	Fletcher, Brian.....	July 2012
5.	41	Eibner, Brett.....	July 2012
6.	40	Blanco, Dairon.....	August 2013
7.	39	Featherston, Taylor.....	April 2019
8.	38	Cancel, Gabriel.....	August 2019
9.	37	Lee, Khalil.....	August 2019
	37	Liddi, Alex.....	August 2018
	37	Fields, Matt.....	May 2013

TOP 10 HITTING - MONTH (CONT.)

ABOUT

2021 NATURALS

HISTORY

RECORDS

OPPONENTS

INFORMATION

HIT BY PITCHES

1.	6	Fletcher, Brian	August 2012
	6	Orlando, Paulo	July 2010
3.	5	Lee, Khalil	June 2019
	5	Jones, Travis	May 2019
	5	Romak, Jamie	June 2011
	5	Orlando, Paulo	August 2010
	5	McConnell, Chris	July 2010
	5	Parraz, Jordan	May 2009
9.	4	12 Tied (Last: Nick Dini, May 2018)	

STOLEN BASES

1.	18	Heath, Nick	May 2019
2.	16	Gore, Terrance	July 2016
	16	Dyson, Jarrod	August 2009
4.	15	Robinson, Derrick	June 2011
	15	Robinson, Derrick	April 2010
	15	Suero, Ovandy	April 2008
7.	14	Lee, Khalil	May 2019
	14	Gore, Terrance	May 2015
	14	Robinson, Derrick	July 2011
10.	13	Heath, Nick	June 2019
	13	Heath, Nick	April 2019
	13	Adams, Lane	August 2013
	13	Dyson, Jarrod	July 2009

CAUGHT STEALING

1.	6	Blanco, Dairon	August 2019
	6	Robinson, Derrick	June 2011
	6	Duarte, Jose	June 2009
4.	5	Robinson, Derrick	May 2010
	5	Dyson, Jarrod	August 2009
	5	Falu, Irving	July 2008
	5	Suero, Ovandy	May 2008
8.	4	14 Tied (Last: Khalil Lee, August 2019)	

SACRIFICES

1.	6	Gore, Terrance	August 2016
	6	Gore, Terrance	June 2016
	6	Franco, Angel	August 2014
	6	Colón, Christian	August 2011
	6	Colón, Christian	July 2011
6.	5	Flores, Jacksson	July 2018
	5	Mondesi, Adalberto	August 2015
	5	Chapman, Ethan	July 2014
	5	Van Stratten, Nick	June 2012
	5	Dyson, Jarrod	August 2009

SACRIFICE FLIES

1.	5	Fletcher, Brian	August 2014
2.	4	Dueñez, Samir	April 2019
	4	Calixte, Orlando	July 2014
4.	3	18 Tied (Last: Samir Dueñez, August 2018)	

DOUBLE PLAYS GROUNDED INTO

1.	8	Giavotella, Johnny	May 2010
2.	7	Hosmer, Eric	August 2010
3.	6	Jones, Travis	June 2019
	6	Hernandez, Elier	June 2018
	6	Dueñez, Samir	August 2017
	6	Ramos, Mauricio	July 2016
	6	Ramos, Mauricio	May 2016
	6	Merrifield, Whit	August 2013
	6	Van Stratten, Nick	August 2010
	6	Parraz, Jordan	June 2009
	6	Lisson, Mario	May 2008

BATTING AVERAGE (TOP 15)

1.	.410	Robinson, Clint	August 2010
2.	.409	Robinson, Clint	June 2010
3.	.407	Parraz, Jordan	June 2009
4.	.404	Van Stratten, Nick	June 2010
5.	.400	Orlando, Paulo	May 2010
	.400	Ka'aihue, Kila	July 2008
	.400	Ka'aihue, Kila	May 2008
8.	.394	Giavotella, Johnny	August 2010
9.	.393	Moustakas, Mike	May 2010
10.	.391	Fuenmayor, Balbino	May 2015
11.	.389	Lisson, Mario	August 2011
12.	.388	Schwindel, Frank	April 2017
13.	.382	Seratelli, Anthony	June 2010
14.	.370	Navarro, Rey	June 2012
15.	.368	Coleman, Dusty	April 2015

ON BASE PERCENTAGE (TOP 15)

1.	.536	Ka'aihue, Kila	July 2008
2.	.521	Ka'aihue, Kila	May 2008
3.	.493	Romak, Jamie	July 2010
4.	.486	Coleman, Dusty	April 2015
	.486	Moustakas, Mike	May 2010
6.	.483	Robinson, Clint	August 2010
7.	.481	Seratelli, Anthony	June 2010
8.	.473	Parraz, Jordan	June 2009
9.	.464	Dini, Nick	June 2017
10.	.463	Giavotella, Johnny	August 2010
	.463	Parraz, Jordan	May 2009
12.	.462	Seratelli, Anthony	May 2011
13.	.461	Robinson, Clint	June 2010
14.	.443	Lee, Khalil	June 2019
	.443	Van Stratten, Nick	June 2010

SLUGGING PERCENTAGE (TOP 15)

1.	.843	Myers, Wil	May 2012
2.	.796	Robinson, Clint	June 2010
3.	.788	Ka'aihue, Kila	July 2008
4.	.780	Robinson, Clint	August 2010
5.	.775	Moustakas, Mike	May 2010
6.	.704	Parraz, Jordan	June 2009
7.	.696	Fuenmayor, Balbino	May 2015
8.	.694	Hosmer, Eric	July 2010
9.	.691	Romak, Jamie	July 2011
10.	.663	Myers, Wil	April 2012
11.	.662	Dozier, Hunter	April 2016
12.	.658	Liddi, Alex	May 2018
13.	.655	Ka'aihue, Kila	May 2008
14.	.636	Adams, Lane	June 2014
15.	.633	Evans, Zane	June 2015

OPS - ON BASE PLUS SLUGGING (TOP 15)

1.	1.324	Ka'aihue, Kila	July 2008
2.	1.276	Myers, Wil	May 2012
3.	1.263	Robinson, Clint	August 2010
4.	1.262	Moustakas, Mike	May 2010
5.	1.256	Robinson, Clint	June 2010
6.	1.176	Parraz, Jordan	June 2009
	1.176	Ka'aihue, Kila	May 2008
8.	1.120	Romak, Jamie	July 2010
9.	1.114	Fuenmayor, Balbino	May 2015
10.	1.105	Romak, Jamie	July 2011
11.	1.085	Hosmer, Eric	July 2010
12.	1.079	Dozier, Hunter	April 2016
13.	1.065	Myers, Wil	April 2012
14.	1.063	Lisson, Mario	August 2011
15.	1.057	Orlando, Paulo	May 2010

Averages based on minimum
60 plate appearances/month

TOP-10 PITCHING - MONTH

WINS

1.	5	Teaford, Everett	August 2010
2.	4	Singer, Brady	August 2019
	4	Ogando, Emilio	August 2018
	4	Griffin, Foster	August 2018
	4	Griffin, Foster	August 2017
	4	Griffin, Foster	June 2017
	4	Dziedzic, Jonathan	August 2015
	4	Almonte, Miguel	May 2015
	4	Ferguson, Andy	June 2014
	4	Smith, Will	August 2011
	4	Smith, Will	July 2011
	4	Duffy, Danny	August 2010
	4	Cortes, Dan	August 2008
	4	Hughes, Dusty	May 2008
	4	Johnson, Blake	May 2008

LOSSES

1.	5	Ray, Corey	July 2017
	5	Kalish, Jake	July 2017
	5	Goudeau, Ashton	July 2016
	5	Adam, Jason	May 2013
5.	4	12 Tied (Last: Gerson Garabito, August 2019)	

APPEARANCES

1.	12	Jackson, Zach	July 2013
2.	11	Terrero, Franco	May 2019
	11	Newberry, Jake	July 2017
	11	Alexander, Scott	June 2014
	11	Triggs, Andrew	April 2014
	11	Keck, Jon	August 2013
	11	Keck, Jon	July 2012
	11	Hayes, Chris	July 2008
	11	De La Vara, Gilbert	May 2008
10.	10	38 Tied (Last: Tyler Zuber, August 2019)	

GAMES STARTED

1.	7	Stamont, Josh	August 2016
	7	Goudeau, Ashton	July 2016
3.	6	71 Tied (Last: Kowar & Singer, August 2019)	

COMPLETE GAMES

1.	1	22 Tied (Last: Singer & Gómez, August 2019)	
----	---	---	--

COMPLETE GAME SHUTOUTS

1.	1	Nine Tied (Last: Corey Ray, June 2017)	
----	---	--	--



GAMES FINISHED

1.	12	Jackson, Zach	July 2013
2.	11	Newberry, Jake	July 2017
	11	Triggs, Andrew	June 2014
4.	10	Keating, Patrick	May 2011
	10	Hayes, Chris	May 2008
6.	9	Newberry, Jake	May 2018
	9	Newberry, Jake	May 2017
	9	Jackson, Zach	August 2013
	9	Jackson, Zach	June 2013
	9	Hayes, Chris	August 2008

HOLDS

1.	4	Ogando, Emilio	July 2019
	4	Speier, Gabe	July 2018
	4	Alexander, Scott	July 2013
4.	3	14 Tied (Last: Andrés Sotillet, July 2019)	

SAVES

1.	8	Triggs, Andrew	June 2014
2.	7	Jackson, Zach	June 2013
3.	6	McCarthy, Kevin	May 2016
	6	Jackson, Zach	August 2013
5.	5	Newberry, Jake	May 2018
	5	Newberry, Jake	May 2017
	5	Jackson, Zach	July 2013
	5	Hardy, Blaine	August 2011
	5	Keating, Patrick	August 2010
	5	Hayes, Chris	August 2008
	5	Hamulack, Tim	July 2008

EARNED RUN AVERAGE

1.	0.00	Hill, Tim (12.3 IP)	July 2017
	0.00	Nina, Aroni (15.2 IP)	August 2016
	0.00	Adam, Jason (14.0 IP)	July 2014
	0.00	Zimmer, Kyle (12.0 IP)	July 2013
	0.00	Johnson, Blake (16.2 IP)	April 2011
	0.00	Hardy, Blaine (15.0 IP)	April 2010
	0.00	Hayes, Chris (21.0 IP)	May 2009
8.	0.45	Ferguson, Andy (20.0 IP)	April 2015
9.	0.52	Càramo, Yender (17.3 IP)	June 2016
10.	0.53	Terrero, Franco (17.0 IP)	May 2018

WALKS+HITS PER INNINGS PITCHED (WHIP)

1.	0.54	Vines, Jace (13.1 IP)	May 2019
2.	0.56	Hayes, Chris (18.0 IP)	June 2008
	0.56	Alexander, Scott (14.1 IP)	June 2014
4.	0.57	Hill, Tim (12.1 IP)	July 2017
5.	0.60	Hardy, Blaine (15.0 IP)	April 2010
6.	0.64	Bartsch, Kyle (14.0 IP)	June 2016
7.	0.67	McCarthy, Kevin (16.1 IP)	May 2016
8.	0.68	Sotillet, Andrés (13.1 IP)	June 2019
9.	0.70	Odorizzi, Jake (14.1 IP)	May 2012
10.	0.71	Junis, Jakob (38.0 IP)	May 2016

OPPONENTS' BATTING AVERAGE

1.	.093	Stumpf, Daniel (12.2 IP)	April 2015
2.	.111	Sotillet, Andrés (13.1 IP)	June 2019
	.111	Selman, Sam (13.1 IP)	May 2017
4.	.116	Keck, Jon (13.1 IP)	July 2013
5.	.128	Alexander, Scott (14.1 IP)	June 2014
6.	.130	Rollins, Heath (13.2 IP)	May 2011
7.	.136	Herrera, Kelvin (13.0 IP)	July 2011
8.	.140	Lovvorn, Zach (13.0 IP)	August 2019
	.140	Zimmer, Kyle (12.0 IP)	July 2013
	.140	Volz, Kendal (1.50 IP)	April 2012
	.140	Hardy, Blaine (15.0 IP)	April 2010

Single month ratios based on minimum 12.0 innings.

TOP-10 PITCHING - MONTH (CONT.)

ABOUT

2021 NATURALS

HISTORY

RECORDS

OPPONENTS

INFORMATION

INNINGS PITCHED

1.	42.1	Smith, Will.....	August 2011
2.	40.0	Brooks, Aaron.....	July 2013
3.	39.1	Ferguson, Andy.....	July 2014
	39.1	Mariot, Michael.....	July 2012
5.	38.1	Kniginzky, Matt.....	July 2009
6.	38.0	Junis, Jakob.....	May 2016
7.	37.1	Smith, Will.....	July 2011
8.	37.0	Skoglund, Eric.....	August 2016
	37.0	Lerew, Anthony.....	August 2009
10.	36.2	Singer, Brady.....	August 2019
	36.2	Hardy, Rowdy.....	May 2008

HITS ALLOWED

1.	56	Griffin, Foster.....	May 2018
2.	52	Pimentel, Julio Casear.....	July 2008
3.	47	Lerew, Anthony.....	May 2009
4.	45	Hardy, Rowdy.....	April 2008
5.	44	Brooks, Aaron.....	July 2013
6.	43	Blewett, Scott.....	May 2018
	43	Melville, Tim.....	July 2014
	43	Marimon, Sugar Ray.....	May 2013
9.	42	Ray, Corey.....	July 2017
	42	Crow, Aaron.....	May 2010
	42	Hardy, Rowdy.....	May 2008

RUNS ALLOWED

1.	32	Greene, Connor.....	May 2019
	32	Griffin, Foster.....	May 2018
3.	30	Pimentel, Julio Casear.....	May 2008
4.	29	Adam, Jason.....	April 2013
5.	27	Ray, Corey.....	July 2017
6.	26	Ray, Corey.....	August 2017
	26	Adam, Jason.....	July 2013
	26	Arguelles, Noel.....	May 2012
9.	25	Goudeau, Ashton.....	July 2016
	25	Adam, Jason.....	May 2013
	25	Crow, Aaron.....	May 2012

EARNED RUNS ALLOWED

1.	30	Griffin, Foster.....	May 2018
2.	29	Adam, Jason.....	April 2013
3.	28	Pimentel, Julio Casear.....	May 2008
4.	27	Greene, Connor.....	May 2019
5.	25	Ray, Corey.....	August 2017
	25	Goudeau, Ashton.....	July 2016
7.	23	Griffin, Foster.....	June 2018
	23	Ray, Corey.....	July 2017
	23	Pounders, Brooks.....	July 2013
	23	Crow, Aaron.....	May 2010
	23	Pimentel, Julio Casear.....	July 2008

HOME RUNS ALLOWED

1.	10	Marimon, Sugar Ray.....	May 2013
2.	8	Ogando, Emilio.....	July 2018
	8	Brooks, Aaron.....	July 2013
	8	Odorizzi, Jake.....	August 2011
5.	7	Griffin, Foster.....	June 2018
	7	Ogando, Emilio.....	May 2018
	7	Skoglund, Eric.....	August 2017
	7	Ray, Corey.....	July 2017
	7	Sulbaran, JC.....	April 2013
10.	6	14 Tied (Last: Foster Griffin, August 2018)	

HIT BATTERS

1.	7	Hardy, Rowdy.....	May 2008
2.	6	Cloney, J.C.....	June 2019
	6	Hardy, Rowdy.....	August 2009
4.	5	Garabito, Gerson.....	July 2019
	5	Gómez, Ofreidy.....	June 2019
	5	Blewett, Scott.....	July 2018
	5	Pounders, Brooks.....	July 2013
	5	Adam, Jason.....	June 2013
	5	Kniginzky, Matt.....	July 2009
10.	4	Nine Tied (Last: Brad Singer, June 2019).....	

STRIKEOUTS

1.	43	Teaford, Everett.....	August 2010
2.	42	Staumont, Josh.....	August 2016
3.	40	Singer, Brady.....	August 2019
4.	37	Junis, Jakob.....	May 2016
	37	Sulbaran, JC.....	July 2014
	37	Smith, Will.....	August 2011
	37	Cortes, Dan.....	June 2008
8.	36	Adam, Jason.....	June 2014
	36	Duffy, Danny.....	August 2010
10.	35	Griffin, Foster.....	July 2018
	35	Ventura, Yordano.....	May 2013

WALKS

1.	25	Staumont, Josh.....	August 2016
2.	23	Cortes, Dan.....	May 2009
3.	21	Arguelles, Noel.....	May 2013
	21	Dwyer, Chris.....	July 2011
	21	Paulino, Eduardo.....	July 2010
6.	19	Arguelles, Noel.....	April 2014
7.	18	Ogando, Emilio.....	July 2018
	18	Ogando, Emilio.....	May 2018
	18	Selman, Sam.....	May 2014
	18	Sulbaran, JC.....	August 2012
	18	Dwyer, Chris.....	May 2011

WILD PITCHES

1.	10	Greene, Connor.....	May 2019
2.	8	Ray, Corey.....	August 2017
3.	7	Montgomery, Mike.....	August 2010
4.	6	Dwyer, Chris.....	May 2011
	6	Osuna, Edgar.....	June 2011
	6	Cortes, Dan.....	July 2009
	6	Pimentel, Julio Casear.....	August 2008
8.	5	10 Tied (Last: Jackson Kowar, August 2019)	

GROUND BALL DOUBLE PLAYS INDUCED

1.	9	Santiago, Mario.....	May 2010
2.	8	Sottillet, Andrés.....	April 2019
3.	7	Farrell, Luke.....	August 2015
	7	Mariot, Michael.....	July 2012
	7	Crow, Aaron.....	April 2010
6.	6	14 Tied (Last: Scott Blewett, August 2018)	

TOTAL BATTERS FACED

1.	165	Brooks, Aaron.....	July 2013
2.	164	Smith, Will.....	August 2011
3.	162	Crow, Aaron.....	May 2010
4.	161	Kniginzky, Matt.....	July 2009
	161	Pimentel, Julio Casear.....	July 2008
6.	160	Ferguson, Andy.....	July 2014
7.	158	Griffin, Foster.....	May 2018
8.	157	Blewett, Scott.....	May 2018
9.	154	Smith, Will.....	June 2011
	154	Teaford, Everett.....	July 2009
	154	Hardy, Rowdy.....	May 2008

STRIKEOUTS PER 9 INNINGS (K/9)

1.	16.36	Baez, Angel (13.2 IP).....	April 2014
2.	15.92	Keating, Patrick (13.0 IP).....	August 2010
3.	15.00	Lafferty, Brendan (12.0 IP).....	July 2012
4.	14.80	Nicoll, Chris (15.2 IP).....	August 2008
5.	14.25	Zimmer, Kyle (12.0 IP).....	July 2013
6.	14.02	Pruneda, Benino (12.2 IP).....	May 2016
7.	13.85	Gavin, Grant (13.0 IP).....	August 2019
8.	13.74	Selman, Sam (13.1 IP).....	May 2017
9.	13.31	Patton, Spencer (14.2 IP).....	August 2013
10.	13.13	Strahm, Matt (19.2 IP).....	July 2016

TOP 10 HITTING - SEASON

GAMES PLAYED

1.	140*	Smith, Corey	2009
2.	136*	Mejia, Erick	2018
3.	134*	Giavotella, Johnny	2010
4.	133	Duarte, Jose	2008
	133	Richardson, Juan	2008
6.	132	Dueñez, Samir	2017
	132	Bonifacio, Jorge	2014
8.	131*	Rivera, Emmanuel	2019
	131	Fields, Matt	2013
10.	130	Lisson, Mario	2008

AT BATS

1.	550*	Smith, Corey	2009
2.	540*	Mejia, Erick	2018
3.	528	Duarte, Jose	2008
4.	523	Dueñez, Samir	2017
5.	522	Giavotella, Johnny	2010
6.	511	Robinson, Derrick	2010
7.	505	Bonifacio, Jorge	2014
8.	496	Rivera, Emmanuel	2019
9.	495	Prades, Yem	2012
	495	Mertins, Kurt	2009

PLATE APPEARANCES

1.	602*	Mejia, Erick	2018
2.	597*	Giavotella, Johnny	2010
	597*	Smith, Corey	2009
4.	585	Duarte, Jose	2008
5.	570	Robinson, Derrick	2010
6.	568	Colón, Christian	2011
7.	566	Dueñez, Samir	2017
	566	Bonifacio, Jorge	2014
9.	559	Richardson, Juan	2008
10.	552	Mertins, Kurt	2009

RUNS SCORED

1.	92*	Giavotella, Johnny	2010
2.	91	Serattelli, Anthony	2011
3.	90	Robinson, Clint	2010
	90	Richardson, Juan	2008
5.	84	Orlando, Paulo	2010
6.	79	Mejia, Erick	2018
7.	74	Lee, Khalil	2019
	74	Flores, Jecksson	2018
	74	Eibner, Brett	2013
	74	Robinson, Derrick	2010

HITS

1.	168*	Giavotella, Johnny	2010
2.	160	Robinson, Clint	2010
3.	146	Robinson, Derrick	2010
4.	146	Richardson, Juan	2008
5.	144	Flores, Jecksson	2018
	142	Mejia, Erick	2018
7.	139	Ramos, Mauricio	2016
8.	138	Liddi, Alex	2015
9.	137	Smith, Corey	2009
10.	136	Mertins, Kurt	2009

TOTAL BASES

1.	298*	Robinson, Clint	2010
2.	240	Giavotella, Johnny	2010
3.	234	Richardson, Juan	2008
4.	231	Smith, Corey	2009
5.	228	Liddi, Alex	2015
6.	213	Fields, Matt	2013
7.	210	Dueñez, Samir	2017
8.	202	Flores, Jecksson	2018
	202	Romak, Jamie	2011
10.	201	Bonifacio, Jorge	2015
	201	Orlando, Paulo	2010

DOUBLES

1.	41*	Robinson, Clint	2010
2.	39*	Liddi, Alex	2015
3.	36	Richardson, Juan	2008
4.	35	Giavotella, Johnny	2010
5.	31	Flores, Jecksson	2018
6.	30	Cancel, Gabriel	2019
	30	Bonifacio, Jorge	2015
	30	Prades, Yem	2012
	30	Maddox, Marc	2008
10.	29	Smith, Corey	2009

TRIPLES

1.	10	Orlando, Paulo	2011
2.	9	Eibner, Brett	2013
3.	8	Robinson, Derrick	2010
	8	Mertins, Kurt	2009
5.	7	Heath, Nick	2019
	7	Mejia, Erick	2018
7.	6	Deweese, Donnie	2017
	6	Liddi, Alex	2015
	6	Serattelli, Anthony	2011
	6	Orlando, Paulo	2010

HOME RUNS

1.	31*	Fields, Matt	2013
2.	29*	Robinson, Clint	2010
3.	26*	Ka'aihue, Kila	2008
4.	23	Liddi, Alex	2018
	23	Romak, Jamie	2011
6.	21	Moustakas, Mike	2010
	21	Smith, Corey	2009
8.	19	Schwindel, Frank	2016
9.	19	Eibner, Brett	2013
10.	18	Cancel, Gabriel	2019
	18	McFall, Brian	2008

RUNS BATTED IN

1.	98*	Robinson, Clint	2010
2.	90	Smith, Corey	2009
3.	87	Fields, Matt	2013
4.	82	Richardson, Juan	2008
5.	79	Ka'aihue, Kila	2008
6.	76	Moustakas, Mike	2010
7.	75	Dueñez, Samir	2017
8.	72	Liddi, Alex	2018
9.	71	Romak, Jamie	2011
10.	69	Cancel, Gabriel	2019

WALKS

1.	80	Ka'aihue, Kila	2008
2.	75	Serattelli, Anthony	2011
3.	67	Whittleman, John	2012
4.	65*	Lee, Khalil	2019
5.	61	Giavotella, Johnny	2010
6.	60	Fields, Matt	2013
7.	58	Robinson, Clint	2010
8.	55	Romak, Jamie	2011
9.	54	Richardson, Juan	2008
10.	53	Eibner, Brett	2013
	53	Lucas, Ed	2009

STRIKEOUTS

1.	181	Fields, Matt	2013
2.	154	Lee, Khalil	2019
3.	151	Dozier, Hunter	2015
4.	150	Featherston, Taylor	2019
5.	149	Eibner, Brett	2013
6.	144	Cancel, Gabriel	2019
7.	132	Smith, Corey	2009
8.	131	O'Hearn, Ryan	2016
9.	131	Calixte, Orlando	2013
10.	128	Liddi, Alex	2015

TOP 10 HITTING - SEASON (CONT.)

ABOUT

2021 NATURALS

HISTORY

RECORDS

OPPONENTS

INFORMATION

HIT BY PITCHES

1.	18	Orlando, Paulo	2013
2.	11	Escalera, Alfredo	2010
	11	Parraz, Jordan	2008
4.	10	Cancel, Gabriel	2018
	10	Ramos, Mauricio	2011
	10	Toups, Corey	2010
	10	Maddox, Marc	2009
8.	9	Eight Tied (Last: Taylor Featherston, 2019)	

STOLEN BASES

1.	55*	Robinson, Derrick	2011
2.	53*	Lee, Khalil	2019
3.	50	Heath, Nick	2019
	50*	Robinson, Derrick	2010
5.	44*	Gore, Terrance	2016
6.	42	Suero, Ovandy	2008
7.	39	Gore, Terrance	2015
8.	38	Adams, Lane	2014
9.	37	Dyson, Jarrod	2009
10.	35	Serattelli, Anthony	2011

CAUGHT STEALING

1.	17*	Mejia, Erick	2018
	17*	Robinson, Derrick	2010
3.	16	Suero, Ovandy	2008
4.	15*	Robinson, Derrick	2011
5.	12	Lee, Khalil	2019
	12	Maddox, Marc	2008
7.	11	Calixte, Orlando	2013
8.	10	Burt, D.J.	2019
	10	Orlando, Paulo	2010
	10	Duarte, Jose	2009
	10	Mertins, Kurt	2009

SACRIFICES

1.	21*	Colón, Christian	2011
2.	19*	Gore, Terrance	2016
3.	15	Robinson, Derrick	2011
4.	14*	Mejia, Erick	2018
	14	Chapman, Ethan	2014
	14	Franco, Angel	2014
7.	12*	Mondesi, Adalberto	2015
8.	11*	Castellano, Angelo	2019
9.	10	Flores, Jacksson	2018
	10	McConnell, Chris	2010

SACRIFICE FLIES

1.	7	Schwindel, Frank	2016
	7	Navarro, Rey	2013
3.	6	Rivera, Emmanuel	2019
	6	Bonifacio, Jorge	2014
	6	Navarro, Rey	2012
	6	Moustakas, Mike	2010
	6	Piña, Manny	2010
	6	Lisson, Mario	2008
9.	5	16 Tied (Last: Samir Dueñez, 2018)	

DOUBLE PLAYS GROUNDED INTO

1.	20*	Ramos, Mauricio	2016
2.	18	Dueñez, Samir	2017
3.	17	Colón, Christian	2011
	17	Giavotella, Johnny	2010
	17	Lisson, Mario	2008
	17	Richardson, Juan	2008
7.	16	Myers, Wil	2011
8.	15	Calixte, Orlando	2013
9.	14	Five Tied (Last: Emmanuel Rivera, 2019)	

BATTING AVERAGE (TOP 15)

1.	.335*	Robinson, Clint	2010
2.	.322	Giavotella, Johnny	2010
3.	.314	Ka'aihue, Kila	2008
4.	.305*	Flores, Jacksson	2018
5.	.301	Orlando, Paulo	2010
6.	.298	Falu, Irving	2008
7.	.296	Adams, Lane	2015
8.	.290	Richardson, Juan	2008
9.	.288	Lucas, Ed	2009
10.	.287	Ramos, Mauricio	2016
	.287	Hernandez, Elier	2018
12.	.286	Liddi, Alex	2015
13.	.283	Robinson, Derrick	2010
	.283	Navarro, Rey	2013
15.	.282	Maddox, Marc	2008

ON BASE PERCENTAGE (TOP 15)

1.	.463*	Ka'aihue, Kila	2008
2.	.410	Robinson, Clint	2010
3.	.395	Giavotella, Johnny	2010
4.	.392	Serattelli, Anthony	2011
5.	.388	Lucas, Ed	2009
6.	.370	Richardson, Juan	2008
7.	.367	Falu, Irving	2008
8.	.366	Orlando, Paulo	2010
9.	.363	Flores, Jacksson	2018
	.363	Maddox, Marc	2008
	.363	Lee, Khalil	2019
12.	.361	Toups, Corey	2016
13.	.360	Adams, Lane	2015
14.	.359	Whittleman, John	2012
15.	.353	Myers, Wil	2011

SLUGGING PERCENTAGE (TOP 15)

1.	.625*	Robinson, Clint	2010
2.	.624*	Ka'aihue, Kila	2008
3.	.483	Liddi, Alex	2018
4.	.480	Orlando, Paulo	2010
5.	.474	Richardson, Juan	2008
	.474	Liddi, Alex	2015
7.	.469	Fields, Matt	2013
8.	.466	Adams, Lane	2015
9.	.462	Toups, Corey	2016
10.	.460	Giavotella, Johnny	2010
	.460	Romak, Jamie	2011
12.	.454	McFall, Brian	2008
13.	.451	Eibner, Brett	2013
14.	.448	Lucas, Ed	2009
15.	.440	Flores, Jacksson	2018

OPS - ON BASE PLUS SLUGGING (TOP 15)

1.	1.086	Ka'aihue, Kila	2008
2.	1.035*	Robinson, Clint	2010
3.	.855	Giavotella, Johnny	2010
4.	.846	Orlando, Paulo	2010
5.	.844	Richardson, Juan	2008
6.	.836	Lucas, Ed	2009
7.	.826	Adams, Lane	2015
8.	.822	Toups, Corey	2016
9.	.804	Flores, Jacksson	2018
10.	.803	Romak, Jamie	2011
11.	.798	Liddi, Alex	2015
12.	.794	Fields, Matt	2013
13.	.792	Whittleman, John	2012
14.	.790	Serattelli, Anthony	2011
15.	.783	McFall, Brian	2008

*Led League

Current Naturals in BOLD

Single Season averages based on minimum
2.7 plate appearances/game

TOP-10 PITCHING - SEASON

WINS

1.	14*	Teaford, Everett	2010
2.	13*	Smith, Will	2011
3.	11	Ogando, Emilio	2018
	11	Griffin, Foster	2017
	11	Ferguson, Andy	2014
6.	10	Griffin, Foster	2018
	10	Ogando, Emilio	2017
	10	Dziedzic, Jonathan	2015
	10	Lerew, Anthony	2009
	10	Cortes, Dan	2008
	10	Johnson, Blake	2008

LOSSES

1.	14*	Marimon, Sugar Ray	2013
	14*	Arguelles, Noel	2012
3.	13	Goudeau, Ashton	2016
	13	Pimentel, Julio	2008
5.	12*	Garabito, Gerson	2019
	12*	Griffin, Foster	2018
	12	Ray, Corey	2017
8.	11	Melville, Tim	2014
	11	Adam, Jason	2013
	11	Hardy, Rowdy	2008

APPEARANCES

1.	45	Keck, Jon	2013
2.	44*	Terrero, Franco	2018
3.	43	Terrero, Franco	2019
	43	Marte, Yunior	2018
	43	Culver, Malcom	2015
	43	Nina, Aroni	2015
	43	Triggs, Andrew	2014
	43	Lafferty, Brendan	2012
9.	42	Stout, Eric	2016
	42	Stumpf, Daniel	2015
	42	Arguelles, Noel	2014
	42	Crist, Kyle	2008

GAMES STARTED

1.	29*	Ray, Corey	2017
2.	28	Pimentel, Julio	2008
3.	27	Skoglund, Eric	2016
	27	Dwyer, Chris	2011
	27	Smith, Will	2011
	27	Lerew, Anthony	2009
	27	Hardy, Rowdy	2008
8.	26	Garabito, Gerson	2019
	26*	Griffin, Foster	2018
	26*	Ogando, Emilio	2018
	26	Melville, Tim	2014
	26	Adam, Jason	2013
	26	Marimon, Sugar Ray	2013

COMPLETE GAMES

1.	2	Wood, Blake	2014
	2	Smith, Will	2013
	2	Dwyer, Chris	2011
	2	Marimon, Sugar Ray	2011
	2	Ferguson, Andy	2008
6.	1	13 Tied (Last: O. Gómez, & B Singer, 2019)	

COMPLETE GAME SHUTOUTS

1.	2 †	Wood, Blake	2008
2.	1	Ray, Corey	2017
	1	Ferguson, Andy	2014
	1	Brooks, Aaron	2013
	1	Pounders, Brooks	2013
	1+	Smith, Will	2011
	1+	Duffy, Danny	2010
	1	Lerew, Anthony	2009

GAMES FINISHED

1.	32	Newberry, Jake	2017
	32	Triggs, Andrew	2014
	32	Hayes, Chris	2008
4.	31	Jackson, Zach	2013
5.	28	Terrero, Franco	2019
	28	Nina, Aroni	2015
7.	25	Peterson, Matt	2016
	25	Sisk, Brandon	2010
9.	24	Newberry, Jake	2018
	24	Crist, Kyle	2008

HOLDS

1.	9	Ogando, Emilio	2019
2.	8	Alexander, Scott	2013
3.	7	Gavin, Grant	2019
	7	Sotillet, Andres	2019
	7	Speier, Gabe	2018
	7	Alexander, Scott	2014
7.	6	Six Tied (Last: Tim Hill, 2016)	

SAVES

1.	19	Triggs, Andrew	2014
2.	18	Jackson, Zach	2013
3.	15	Newberry, Jake	2017
4.	12	Newberry, Jake	2018
	12	Hayes, Chris	2008
6.	11	McCarthy, Kevin	2016
7.	10	Zuber, Tyler	2019
	10	Keating, Patrick	2010
9.	9	Four Tied (Last: Andres Machado, 2018)	

EARNED RUN AVERAGE

1.	2.45*	Càramo, Yender	2016
2.	2.93	Ferguson, Andy	2013
3.	3.12	Dziedzic, Jonathan	2015
4.	3.25	Junis, Jakob	2016
	3.25	Sulbaran, Juan Carlos	2014
6.	3.40	Mariot, Michael	2012
7.	3.45	Ogando, Emilio	2017
	3.45	Skoglund, Eric	2016
9.	3.77	Garabito, Gerson	2019
10.	3.78	Cortes, Dan	2008

WALKS+HITS PER INNINGS PITCHED (WHIP)

1.	1.09	Càramo, Yender	2016
2.	1.11	Skoglund, Eric	2016
3.	1.15	Junis, Jakob	2016
4.	1.16	Ferguson, Andy	2014
5.	1.25	Ogando, Emilio	2017
	1.25	Dziedzic, Jonathan	2015
	1.25	Mariot, Michael	2012
8.	1.28	Pounders, Brooks	2013
9.	1.34	Smith, Will	2011
10.	1.35	Gómez, Ofreidy	2019

OPPONENTS' BATTING AVERAGE

1.	.230	Skoglund, Eric	2016
2.	.233	Càramo, Yender	2016
3.	.237	Ferguson, Andy	2014
4.	.238	Dwyer, Chris	2011
5.	.241	Cortes, Dan	2008
6.	.246	Junis, Jakob	2016
7.	.247	Pounders, Brooks	2013
8.	.251	Gómez, Ofreidy	2019
9.	.255	Ogando, Emilio	2017
10.	.258	Dziedzic, Jonathan	2015
	.258	Mariot, Michael	2012

*Led League

† Denotes One 9-inning shutout, one 7-inning shutout

+ Denotes 7-inning shutout

Single Season ratios based on minimum 112.0 innings.

TOP-10 PITCHING - SEASON (CONT.)

ABOUT

2021 NATURALS

HISTORY

RECORDS

OPPONENTS

INFORMATION

INNINGS PITCHED

1.	161.1*	Smith, Will.....	2011
2.	157.1	Pimentel, Julio	2008
3.	156.1*	Skoglund, Eric	2016
4.	155.2	Hardy, Rowdy	2008
5.	152.2	Griffin, Foster	2018
6.	152.0	Lerew, Anthony	2009
7.	148.1	Blewett, Scott.....	2018
	148.1	Marimon, Sugar Ray	2013
9.	147.2	Ferguson, Andy	2014
10.	144.0	Adam, Jason	2013

HITS ALLOWED

1.	197*	Griffin, Foster.....	2018
2.	195	Hardy, Rowdy	2008
3.	193	Pimentel, Julio	2008
4.	171	Smith, Will.....	2011
5.	170	Ray, Corey	2017
6.	168	Johnson, Blake	2008
7.	164	Blewett, Scott.....	2018
	164	Lerew, Anthony	2009
9.	159	Marimon, Sugar Ray	2013
10.	157	Kniginizky, Matthew	2009

RUNS ALLOWED

1.	103	Pimentel, Julio	2008
2.	98	Kniginizky, Matthew	2009
	98*	Adam, Jason	2013
4.	97	Hardy, Rowdy	2008
	97*	Ray, Corey	2017
6.	95*	Arguelles, Noel	2012
7.	94	Griffin, Foster	2018
8.	93	Dwyer, Chris.....	2011
9.	92	Melville, Tim.....	2014
10.	86	Crow, Aaron	2010
	86	Marimon, Sugar Ray	2013

EARNED RUNS ALLOWED

1.	94	Pimentel, Julio	2008
2.	88	Dwyer, Chris.....	2011
3.	87	Griffin, Foster.....	2018
4.	86*	Ray, Corey	2017
	86	Hardy, Rowdy	2008
6.	85*	Arguelles, Noel	2012
7.	83	Adam, Jason	2013
8.	82	Kniginizky, Matthew	2009
9.	79	Melville, Tim.....	2014
10.	79	Blewett, Scott.....	2018

HOME RUNS ALLOWED

1.	26*	Marimon, Sugar Ray	2013
2.	22	Ogando, Emilio.....	2018
3.	21	Kniginizky, Matthew	2009
4.	20	Griffin, Foster.....	2018
	20	Ray, Corey	2017
	20	Johnson, Blake	2008
7.	19*	Skoglund, Eric	2016
8.	17	Sulbaran, Juan Carlos.....	2015
	17	Pimentel, Julio	2008
10.	15	Ogando, Emilio.....	2017

HIT BATTERS

1.	20*	Hardy, Rowdy	2008
2.	15	Adam, Jason	2013
3.	14	Gómez, Ofreidy	2019
4.	12	Blewett, Scott.....	2018
5.	11	Pounders, Brooks.....	2013
	11	Johnson, Blake	2008
7.	10	Garabito, Gerson.....	2019
	10	Kniginizky, Matthew	2009
9.	9	Greene, Conner	2019
	9	Hardy, Rowdy	2009

STRIKEOUTS

1.	134*	Skoglund, Eric.....	2016
2.	126	Adam, Jason	2013
	126	Dwyer, Chris.....	2011
4.	119	Marimon, Sugar Ray	2013
5.	118	Ferguson, Andy	2014
6.	117	Griffin, Foster.....	2018
	117	Junis, Jakob.....	2016
8.	116	Sulbaran, Juan Carlos.....	2014
9.	115	Pimentel, Julio	2008
10.	113	Garabito, Gerson.....	2019
	113	Teaford, Everett	2010

WALKS

1.	78	Dwyer, Chris.....	2011
2.	72*	Ogando, Emilio.....	2018
3.	68	Melville, Tim.....	2014
4.	66	Arguelles, Noel	2012
5.	63	Paulino, Eduardo.....	2010
6.	60	Garabito, Gerson.....	2019
7.	59	Ray, Corey	2017
	59	Crow, Aaron	2010
9.	57	Kniginizky, Matthew	2009
10.	55	Lerew, Anthony	2009
	55	Cortes, Dan	2008

WILD PITCHES

1.	17*	Greene, Conner	2019
2.	16	Dwyer, Chris.....	2011
	16*	Pimentel, Julio	2008
4.	15	Ray, Corey	2017
5.	11	Kniginizky, Matthew	2009
	11	Wood, Blake	2008
7.	10	Fernandez, Pedro.....	2018
	10	Blewett, Scott.....	2018
	10	Lovvorn, Zach	2017
	10	Hollingsworth, Ethan.....	2012

GROUND BALL DOUBLE PLAYS INDUCED

1.	22	Kniginizky, Matthew	2009
2.	19	Smith, Will.....	2011
3.	16	Johnson, Blake	2010
	16	Hardy, Rowdy	2008
5.	15*	Griffin, Foster.....	2018
	15	Pimentel, Julio	2008
	15	Johnson, Blake	2008
8.	14	Five Tied (Last: Foster Griffin, 2017)	

TOTAL BATTERS FACED

1.	696	Pimentel, Julio	2008
2.	694	Hardy, Rowdy	2008
3.	678	Smith, Will.....	2011
4.	673	Griffin, Foster.....	2018
5.	667	Lerew, Anthony	2009
6.	650	Blewett, Scott.....	2018
7.	644	Marimon, Sugar Ray	2013
8.	642	Ray, Corey	2017
9.	637	Adam, Jason	2013
10.	636	Skoglund, Eric.....	2016

STRIKEOUTS PER WALK

1.	2016	Junis, Jakob.....	4.33
2.	2016	Skoglund, Eric.....	3.53
3.	2018	Griffin, Foster.....	2.93
4.	2016	Cáramo, Yender	2.93
5.	2014	Ferguson, Andy	2.91
6.	2008	Hardy, Rowdy	2.88
7.	2017	Lovvorn, Zach	2.81
8.	2012	Mariot, Michael.....	2.74
9.	2015	Dziedzic, Jonathan.....	2.70
10.	2013	Marimon, Sugar Ray	2.66

TOP 10 HITTING - CAREER

GAMES PLAYED

1.	371	Lisson, Mario	2008-09, 2011-12
2.	294	Orlando, Paulo	2010-12, 2017
3.	283	Navarro, Rey	2011-13
4.	282	Bonifacio, Jorge	2013-15
5.	264	Miller, Anderson	2017-19
6.	257	Calixte, Orlando	2013-14, 2016
7.	254	Dueñez, Samir	2016-19
8.	246	Adams, Lane	2013-15
9.	235	Liddi, Alex	2015, 2018
10.	234	Robinson, Derrick	2010-11

AT BATS

1.	1,271	Lisson, Mario	2008-09, 2011-12
2.	1,081	Bonifacio, Jorge	2013-15
3.	1,047	Orlando, Paulo	2010-12, 2017
4.	1,034	Navarro, Rey	2011-13
5.	997	Calixte, Orlando	2013-14, 2016
6.	966	Dueñez, Samir	2016-19
7.	952	Miller, Anderson	2017-19
8.	934	Adams, Lane	2013-15
9.	930	Robinson, Derrick	2010-11
10.	874	Liddi, Alex	2015, 2018

PLATE APPEARANCES

1.	1452	Lisson, Mario	2008-09, 2011-12
2.	1207	Bonifacio, Jorge	2013-15
3.	1166	Orlando, Paulo	2010-12, 2017
4.	1139	Navarro, Rey	2011-13
5.	1100	Calixte, Orlando	2013-14, 2016
6.	1066	Dueñez, Samir	2016-19
7.	1056	Adams, Lane	2013-15
8.	1053	Robinson, Derrick	2010-11
9.	1025	Miller, Anderson	2017-19
10.	965	Duarte, Jose	2008-09

RUNS SCORED

1.	175	Lisson, Mario	2008-09, 2011-12
2.	172	Orlando, Paulo	2010-12, 2017
3.	153	Adams, Lane	2013-15
4.	138	Navarro, Rey	2011-13
5.	132	Serattelli, Anthony	2010-11
6.	130	Robinson, Derrick	2010-11
7.	128	Calixte, Orlando	2013-14, 2016
8.	124	Bonifacio, Jorge	2013-15
9.	123	Dueñez, Samir	2016-19
10.	119	Liddi, Alex	2015, 2018

HITS

1.	311	Lisson, Mario	2008-09, 2011-12
2.	310	Orlando, Paulo	2010-12, 2017
3.	277	Navarro, Rey	2011-13
4.	260	Bonifacio, Jorge	2013-15
5.	258	Adams, Lane	2013-15
6.	252	Calixte, Orlando	2013-14, 2016
7.	251	Robinson, Derrick	2010-11
8.	245	Dueñez, Samir	2016-19
9.	235	Liddi, Alex	2015, 2018
	235	Miller, Anderson	2017-19

TOTAL BASES

1.	519	Lisson, Mario	2008-09, 2011-12
2.	461	Orlando, Paulo	2010-12, 2017
3.	418	Liddi, Alex	2015, 2018
4.	409	Adams, Lane	2013-15
5.	398	Bonifacio, Jorge	2013-15
6.	388	Dueñez, Samir	2016-19
7.	382	Navarro, Rey	2011-13
8.	374	Calixte, Orlando	2013-14, 2016
9.	347	Miller, Anderson	2017-19
10.	337	Schwindel, Frank	2015-17

DOUBLES

1.	72	Lisson, Mario	2008-09, 2011-12
2.	57	Liddi, Alex	2015, 2018
	57	Bonifacio, Jorge	2013-15
4.	53	Adams, Lane	2013-15
5.	49	Dueñez, Samir	2016-19
	49	Calixte, Orlando	2013-14, 2016
	49	Dozier, Hunter	2014-19
8.	46	Orlando, Paulo	2010-12, 2017
9.	43	Navarro, Rey	2011-13
10.	41	Robinson, Clint	2010

TRIPLES

1.	18	Orlando, Paulo	2010-12, 2017
2.	11	Deweese, Donnie	2017-18
3.	10	Robinson, Derrick	2010-11
	10	Heath, Nick	2018-19
5.	9	Liddi, Alex	2015, 2018
	9	Mertins, Kurt	2009-12
	9	Serattelli, Anthony	2010-11
	9	Eibner, Brett	2013
9.	7	Seven tied (Last: Kort Peterson, 2017-19)	

HOME RUNS

1.	42	Lisson, Mario	2008-09, 2011-12
2.	36	Liddi, Alex	2015, 2018
3.	31	Fields, Matt	2013
4.	30	Schwindel, Frank	2015-17
5.	29	Robinson, Clint	2010
	29	Romak, Jamie	2010-11
7.	28	Adams, Lane	2013-15
	28	Dueñez, Samir	2016-19
9.	27	Fletcher, Brian	2012-14
10.	26	Ka'iahue, Kila	2008

RUNS BATTED IN

1.	179	Lisson, Mario	2008-09, 2011-12
2.	163	Dueñez, Samir	2016-19
3.	134	Bonifacio, Jorge	2013-15
4.	131	Orlando, Paulo	2010-12, 2017
5.	128	Liddi, Alex	2015, 2018
6.	115	Schwindel, Frank	2015-17
7.	115	Navarro, Rey	2011-13
8.	111	Adams, Lane	2013-15
9.	107	Ramos, Mauricio	2016-17
10.	103	Serattelli, Anthony	2010-11

WALKS

1.	124	Serattelli, Anthony	2010-11
2.	123	Lisson, Mario	2008-09, 2011-12
3.	103	Bonifacio, Jorge	2013-15
4.	99	Adams, Lane	2013-15
5.	97	Duarte, Jose	2008-09
6.	94	Dozier, Hunter	2014-19
7.	91	Robinson, Derrick	2010-11
8.	84	Dueñez, Samir	2016-19
9.	82	Lucas, Ed	2008-09
10.	80	Ka'iahue, Kila	2008

STRIKEOUTS

1.	298	Lisson, Mario	2008-09, 2011-12
2.	276	Bonifacio, Jorge	2013-15
3.	254	Liddi, Alex	2015, 2018
4.	254	Dozier, Hunter	2014-19
	254	Calixte, Orlando	2013-14, 2016
6.	229	Adams, Lane	2013-15
7.	225	Miller, Anderson	2017-19
8.	221	Dueñez, Samir	2016-19
9.	204	Escalera, Alfredo	2016-18
10.	198	Toups, Corey	2016-18

TOP 10 HITTING - CAREER (CONT.)

ABOUT

2021 NATURALS

HISTORY

RECORDS

OPPONENTS

INFORMATION

HIT BY PITCHES

1.	25	Lisson, Mario	2008-09, 2011-12
	25	Orlando, Paulo	2010-12, 2017
3.	17	McFall, Brian	2008-09
	17	Dini, Nick	2017-18
	17	Ramos, Mauricio	2016-17
6.	16	Escalera, Alfredo	2016-18
7.	14	Adams, Lane	2013-15
	14	Maddox, Marc	2008-09
9.	13	Mertins, Kurt	2009-12
	13	Romak, Jamie	2010-11

STOLEN BASES

1.	105	Robinson, Derrick	2010-11
2.	91	Gore, Terrance	2015-17
3.	82	Adams, Lane	2013-15
4.	70	Lisson, Mario	2008-09, 2011-12
5.	60	Heath, Nick	2018-19
6.	55	Lee, Khalil	2018-19
7.	54	Orlando, Paulo	2010-12, 2017
8.	50	Serattelli, Anthony	2010-11
9.	46	Duarte, Jose	2008-09
10.	42	Suero, Ovandy	2008

CAUGHT STEALING

1.	32	Robinson, Derrick	2010-11
2.	20	Orlando, Paulo	2010-12, 2017
3.	19	Calixte, Orlando	2013-14, 2016
4.	18	Duarte, Jose	2008-09
5.	17	Mejia, Erick	2018
6.	16	Suero, Ovandy	2008
	16	Miller, Anderson	2017-19
8.	15	Adams, Lane	2013-15
	15	Lisson, Mario	2008-09, 2011-12
10.	14	Three Tied (Last: Khalil Lee, 2018-19)	

SACRIFICES

1.	28	Colón, Christian	2011-12, 2014
	28	Gore, Terrance	2015-17
3.	25	Franco, Angel	2013-15
4.	20	Robinson, Derrick	2010-11
5.	19	Lisson, Mario	2008-09, 2011-12
6.	17	Navarro, Rey	2011-13
7.	16	McConnell, Chris	2009-10
8.	14	Mertins, Kurt	2009-12
	14	Van Stratten, Nick	2010-12
	14	Mejia, Erick	2018
	14	Chapman, Ethan	2014-15

SACRIFICE FLIES

1.	15	Navarro, Rey	2011-13
2.	14	Lisson, Mario	2008-09, 2011-12
3.	12	Bonifacio, Jorge	2013-15
	12	Dueñez, Samir	2016-19
5.	11	Mertins, Kurt	2009-12
	11	Schwindel, Frank	2015-17
7.	10	Calixte, Orlando	2013-14, 2016
	10	Orlando, Paulo	2010-12, 2017
9.	9	Bianchi, Jeff	2009, 2011
	9	Piña, Manny	2010-13

DOUBLE PLAYS GROUNDED INTO

1.	34	Lisson, Mario	2008-09, 2011-12
2.	27	Navarro, Rey	2011-13
	27	Ramos, Mauricio	2016-17
4.	26	Calixte, Orlando	2013-14, 2016
	26	Dueñez, Samir	2016-19
6.	23	Bonifacio, Jorge	2013-15
7.	22	Maddox, Marc	2008-09
	22	Colón, Christian	2011-12, 2014
	22	Merrifield, Whit	2012-14
10.	21	Three Tied (Last: Hunter Dozier, 2014-19)	

BATTING AVERAGE (TOP 15)

1.	.335	Robinson, Clint	2010
2.	.322	Giavotella, Johnny	2010
3.	.314	Flores, Jacksson	2018
4.	.308	Smith, Tim	2010-11
5.	.298	Lopez, Nicky	2017-18
6.	.296	Richardson, Juan	2008
	.296	Lucas, Ed	2008-09
	.296	Orlando, Paulo	2010-12, 2017
9.	.280	Bianchi, Jeff	2009, 2011
10.	.279	Myers, Wil	2011-12
	.279	Fletcher, Brian	2012-14
12.	.276	Adams, Lane	2013-15
13.	.275	Ramos, Mauricio	2016-17
14.	.272	Schwindel, Frank	2015-17
15.	.271	Five Tied (Last: Corey Toups, 2016-18)	

ON BASE PERCENTAGE (TOP 15)

1.	.410	Robinson, Clint	2010
2.	.395	Giavotella, Johnny	2010
3.	.381	Lucas, Ed	2008-09
4.	.380	Serattelli, Anthony	2010-11
5.	.370	Richardson, Juan	2008
6.	.369	Smith, Tim	2010-11
	.369	Myers, Wil	2011-12
8.	.363	Flores, Jacksson	2018
9.	.360	Lopez, Nicky	2017-18
10.	.357	Lee, Khalil	2018-19
11.	.354	Romak, Jamie	2010-11
12.	.353	Orlando, Paulo	2010-12, 2017
13.	.352	Adams, Lane	2013-15
14.	.350	Toups, Corey	2016-18
15.	.343	Maddox, Marc	2008-09

SLUGGING PERCENTAGE (TOP 15)

1.	.625	Robinson, Clint	2010
2.	.487	Fletcher, Brian	2012-14
3.	.486	Myers, Wil	2011-12
4.	.478	Liddi, Alex	2015, 2018
5.	.477	Smith, Tim	2010-11
6.	.474	Richardson, Juan	2008
7.	.469	Fields, Matt	2013
8.	.460	Giavotella, Johnny	2010
	.460	Romak, Jamie	2010-11
10.	.451	Eibner, Brett	2013
11.	.445	O'Hearn, Ryan	2016-17
12.	.442	Schwindel, Frank	2015-17
13.	.440	Flores, Jacksson	2018
14.	.440	Orlando, Paulo	2010-12, 2017
	.440	McFall, Brian	2008-09

OPS - ON BASE PLUS SLUGGING (TOP 15)

1.	1.035	Robinson, Clint	2010
2.	.855	Myers, Wil	2011-12
	.855	Giavotella, Johnny	2010
4.	.846	Smith, Tim	2010-11
5.	.844	Richardson, Juan	2008
6.	.816	Fletcher, Brian	2012-14
7.	.815	Lucas, Ed	2008-09
8.	.814	Romak, Jamie	2010-11
9.	.804	Flores, Jacksson	2018
10.	.794	Fields, Matt	2013
	.794	Orlando, Paulo	2010-12, 2017
12.	.790	Adams, Lane	2013-15
13.	.789	Liddi, Alex	2015, 2018
14.	.787	O'Hearn, Ryan	2016-17
15.	.781	Eibner, Brett	2013

Career averages based on minimum 500 plate appearances

TOP-10 PITCHING - CAREER

WINS

1.	24	Johnson, Blake	2008-11
2.	22	Ogando, Emilio	2017-19
3.	21	Griffin, Foster	2017-18
4.	18	Ferguson, Andy	2013-16
5.	17	Teaford, Everett	2009-10
6.	16	Cortes, Dan	2008-09
7.	15	Sulbaran, Juan Carlos	2012-15
	15	Dwyer, Chris	2010-12
9.	14	Hardy, Rowdy	2008-10
10.	13	Adam, Jason	2013-14, 2017-18
	13	Smith, Will	2011

LOSSES

1.	25	Sulbaran, Juan Carlos	2012-15
2.	24	Arguelles, Noel	2012-14
3.	21	Marimon, Sugar Ray	2012-14
4.	20	Johnson, Blake	2008-11
	20	Ogando, Emilio	2017-19
	20	Goudeau, Ashton	2016-17
7.	19	Dwyer, Chris	2010-12
	19	Adam, Jason	2013-14, 2017-18
9.	18	Hardy, Rowdy	2008-10
10.	17	Griffin, Foster	2017-18

APPEARANCES

1.	114	Selman, Sam	2014-18
2.	92	Arguelles, Noel	2012-14
3.	88	Keating, Patrick	2010-12
4.	87	Terrero, Franco	2018-19
5.	85	Ogando, Emilio	2017-19
	85	Culver, Malcom	2013-15
7.	83	Marte, Yunior	2017-19
	83	Peterson, Matt	2014-17
9.	82	Johnson, Blake	2008-11
10.	76	Sulbaran, Juan Carlos	2012-15

GAMES STARTED

1.	59	Johnson, Blake	2008-11
2.	51	Ogando, Emilio	2017-19
3.	47	Dwyer, Chris	2010-12
4.	46	Sulbaran, Juan Carlos	2012-15
5.	44	Adam, Jason	2013-14, 2017-18
	44	Griffin, Foster	2017-18
7.	42	Marimon, Sugar Ray	2012-14
8.	41	Ferguson, Andy	2013-16
9.	38	Cortes, Dan	2008-09
10.	37	Hardy, Rowdy	2008-10

COMPLETE GAMES

1.	3	Wood, Blake	2008-09, 2014
2.	2	Dwyer, Chris	2010-12
	2	Marimon, Sugar Ray	2012-14
	2	Ferguson, Andy	2013-16
	2	Smith, Will	2011
6.	1	13 Tied (Last: TBD)	

COMPLETE GAME SHUTOUTS

1.	2	Wood, Blake	2008-09, 2014
2.	1	Brooks, Aaron	2013
	1	Duffy, Danny	2010, 2013, 2019
	1	Ferguson, Andy	2013-16
	1	Lerew, Anthony	2009
	1	Pounders, Brooks	2013, 2015
	1	Ray, Corey	2017-18
	1	Smith, Will	2011

GAMES FINISHED

1.	63	Keating, Patrick	2010-12
2.	56	Newberry, Jake	2017-18
3.	51	Peterson, Matt	2014-17
4.	49	Terrero, Franco	2018-19
5.	44	Culver, Malcom	2013-15
6.	44	Hayes, Chris	2008-09
7.	42	Nina, Aroni	2014-16
8.	37	Selman, Sam	2014-18
9.	35	Triggs, Andrew	2013-14
10.	31	Jackson, Zach	2013

HOLDS

1.	15	Alexander, Scott	2013-14
2.	10	Hill, Tim	2016-17
	10	Marte, Yunior	2017-19
	10	Selman, Sam	2014-18
	10	Swaggerty, Ben	2009-10
	10	Terrero, Franco	2018-19
7.	9	Ogando, Emilio	2017-19
8.	8	Five Tied (Last: TBD)	

SAVES

1.	27	Newberry, Jake	2017-18
2.	26	Keating, Patrick	2010-12
3.	19	Triggs, Andrew	2013-14
4.	18	Jackson, Zach	2013
	18	Peterson, Matt	2014-17
6.	15	Culver, Malcom	2013-15
	15	Hardy, Blaine	2010-12
	15	Hayes, Chris	2008-09
9.	11	McCarthy, Kevin	2015-16
	11	Terrero, Franco	2018-19

EARNED RUN AVERAGE

1.	3.01	Santiago, Mario	2010-11
2.	3.29	Marte, Yunior	2017-19
3.	3.44	Ferguson, Andy	2013-16
4.	3.58	Skoglund, Eric	2016-19
5.	3.77	Garabito, Gerson	2019
6.	3.81	Pounders, Brooks	2013, 2015
7.	3.84	Cortes, Dan	2008-09
8.	3.85	Smith, Will	2011
9.	4.09	Lerew, Anthony	2009
10.	4.10	Binford, Christian	2014-17

WALKS+HITS PER INNINGS PITCHED (WHIP)

1.	1.18	Skoglund, Eric	2016-19
2.	1.20	Ferguson, Andy	2013-16
3.	1.23	Santiago, Mario	2010-11
4.	1.25	Pounders, Brooks	2013, 2015
5.	1.28	Marte, Yunior	2017-19
6.	1.30	Binford, Christian	2014-17
7.	1.34	Smith, Will	2011
	1.34	Osuna, Edgar	2010-11
9.	1.35	Teaford, Everett	2009-10
10.	1.37	Marimon, Sugar Ray	2012-14

OPPONENTS' BATTING AVERAGE

1.	.221	Marte, Yunior	2017-19
2.	.235	Dwyer, Chris	2010-12
3.	.236	Selman, Sam	2014-18
4.	.238	Ferguson, Andy	2013-16
5.	.240	Pounders, Brooks	2013, 2015
6.	.245	Skoglund, Eric	2016-19
7.	.248	Cortes, Dan	2008-09
8.	.254	Santiago, Mario	2010-11
9.	.255	Teaford, Everett	2009-10
10.	.263	Ogando, Emilio	2017-19

Career averages based on minimum 140.0 innings pitched

TOP-10 PITCHING - CAREER (CONT.)

ABOUT

2021 NATURALS

HISTORY

RECORDS

OPPONENTS

INFORMATION

INNINGS PITCHED

1.	366.1	Johnson, Blake	2008-11
2.	320.1	Ogando, Emilio	2017-19
3.	297.0	Hardy, Rowdy	2008-10
4.	289.2	Sulbaran, Juan Carlos	2012-15
5.	280.1	Ferguson, Andy	2013-16
6.	260.0	Adam, Jason	2013-14, 2017-18
7.	257.1	Griffin, Foster	2017-18
8.	252.1	Arguelles, Noel	2012-14
9.	244.2	Dwyer, Chris	2010-12
10.	236.0	Marimon, Sugar Ray	2012-14

HITS ALLOWED

1.	420	Johnson, Blake	2008-11
2.	342	Hardy, Rowdy	2008-10
3.	323	Ogando, Emilio	2017-19
4.	308	Sulbaran, Juan Carlos	2012-15
5.	305	Griffin, Foster	2017-18
6.	289	Arguelles, Noel	2012-14
7.	268	Adam, Jason	2013-14, 2017-18
8.	247	Ferguson, Andy	2013-16
9.	243	Marimon, Sugar Ray	2012-14
10.	238	Lovvorn, Zach	2017-19

RUNS ALLOWED

1.	216	Arguelles, Noel	2012-14
2.	196	Johnson, Blake	2008-11
3.	171	Ogando, Emilio	2017-19
4.	171	Sulbaran, Juan Carlos	2012-15
5.	167	Adam, Jason	2013-14, 2017-18
6.	158	Dwyer, Chris	2010-12
7.	157	Hardy, Rowdy	2008-10
8.	140	Griffin, Foster	2017-18
9.	125	Marimon, Sugar Ray	2012-14
10.	122	Selman, Sam	2014-18

EARNED RUNS ALLOWED

1.	181	Arguelles, Noel	2012-14
2.	174	Johnson, Blake	2008-11
3.	152	Sulbaran, Juan Carlos	2012-15
4.	151	Ogando, Emilio	2017-19
5.	145	Adam, Jason	2013-14, 2017-18
6.	144	Dwyer, Chris	2010-12
7.	140	Hardy, Rowdy	2008-10
8.	129	Griffin, Foster	2017-18
9.	110	Marimon, Sugar Ray	2012-14
10.	110	Selman, Sam	2014-18

HOME RUNS ALLOWED

1.	44	Sulbaran, Juan Carlos	2012-15
2.	41	Ogando, Emilio	2017-19
3.	35	Johnson, Blake	2008-11
4.	35	Marimon, Sugar Ray	2012-14
5.	31	Griffin, Foster	2017-18
6.	29	Dwyer, Chris	2010-12
7.	27	Arguelles, Noel	2012-14
8.	26	Ferguson, Andy	2013-16
9.	24	Osuna, Edgar	2010-11
10.	23	Hardy, Rowdy	2008-10

HIT BATTERS

1.	37	Hardy, Rowdy	2008-10
2.	22	Adam, Jason	2013-14, 2017-18
3.	21	Selman, Sam	2014-18
4.	20	Johnson, Blake	2008-11
5.	16	Ogando, Emilio	2017-19
6.	15	Sulbaran, Juan Carlos	2012-15
7.	14	Gómez, Ofreidy	2019
8.	14	Pounders, Brooks	2013, 2015
9.	13	Blewett, Scott	2018-19
10.	12	Cortes, Dan	2008-09
12	12	Vines, Jace	2018-19

STRIKEOUTS

1.	251	Ogando, Emilio	2017-19
2.	244	Selman, Sam	2014-18
3.	243	Adam, Jason	2013-14, 2017-18
4.	243	Ferguson, Andy	2013-16
5.	232	Sulbaran, Juan Carlos	2012-15
6.	217	Dwyer, Chris	2010-12
7.	214	Johnson, Blake	2008-11
8.	198	Griffin, Foster	2017-18
9.	183	Hardy, Rowdy	2008-10
10.	166	Cortes, Dan	2008-09

WALKS

1.	163	Arguelles, Noel	2012-14
2.	139	Sulbaran, Juan Carlos	2012-15
3.	132	Dwyer, Chris	2010-12
4.	131	Selman, Sam	2014-18
5.	128	Ogando, Emilio	2017-19
6.	108	Johnson, Blake	2008-11
7.	105	Cortes, Dan	2008-09
8.	104	Paulino, Eduardo	2010-11
9.	92	Adam, Jason	2013-14, 2017-18
10.	88	Ferguson, Andy	2013-16

WILD PITCHES

1.	27	Sulbaran, Juan Carlos	2012-15
2.	25	Selman, Sam	2014-18
3.	21	Arguelles, Noel	2012-14
4.	18	Dwyer, Chris	2010-12
18	18	Ray, Corey	2017-18
18	18	Wood, Blake	2008-09, 2014
7.	17	Greene, Conner	2019
8.	16	Seven Tied (Last: TBD)	

GROUND BALL DOUBLE PLAYS INDUCED

1.	43	Johnson, Blake	2008-11
2.	40	Hardy, Rowdy	2008-10
3.	29	Griffin, Foster	2017-18
4.	26	Arguelles, Noel	2012-14
5.	25	Ogando, Emilio	2017-19
6.	24	Lovvorn, Zach	2017-19
7.	22	Kniginzky, Matthew	2009
8.	20	Hayes, Chris	2008-09
20	20	Selman, Sam	2014-18
10.	19	Adam, Jason	2013-14, 2017-18
19	19	Smith, Will	2011

TOTAL BATTERS FACED

1.	1,582	Johnson, Blake	2008-11
2.	1,384	Ogando, Emilio	2017-19
3.	1,304	Sulbaran, Juan Carlos	2012-15
4.	1,295	Hardy, Rowdy	2008-10
5.	1,185	Arguelles, Noel	2012-14
6.	1,152	Ferguson, Andy	2013-16
7.	1,136	Adam, Jason	2013-14, 2017-18
8.	1,112	Griffin, Foster	2017-18
9.	1,063	Dwyer, Chris	2010-12
10.	1,015	Marimon, Sugar Ray	2012-14

STRIKEOUTS PER WALK

1.	4.54	Osuna, Edgar	2010-11
2.	3.57	Binford, Christian	2014-17
3.	3.20	Skoglund, Eric	2016-19
4.	2.78	Goudeau, Ashton	2016-17
5.	2.76	Ferguson, Andy	2013-16
6.	2.68	Griffin, Foster	2017-18
7.	2.65	Hardy, Rowdy	2008-10
8.	2.64	Adam, Jason	2013-14, 2017-18
9.	2.60	Santiago, Mario	2010-11
10.	2.45	Murray, Matt	2014-15

INDIVIDUAL HITTING PERFORMANCES

SIX-HIT PERFORMANCES

No.	Player	Date	Opponent
1.	Ed Lucas	July 21, 2008	at Springfield

FIVE-HIT PERFORMANCES

No.	Player	Date	Opponent
1.	Ed Lucas	June 22, 2009	at Tulsa
2.	Jeff Bianchi	June 27, 2009	vs. Arkansas
3.	Clint Robinson	May 22, 2010	vs. Arkansas
4.	Johnny Giavotella	July 22, 2010	at Arkansas
5.	Anthony Seratelli	August 17, 2011	vs. Frisco
6.	Brian Fletcher	July 23, 2013	vs. Arkansas
7.	Jorge Bonifacio	August 21, 2014	vs. Springfield
8.	Nicky Lopez	June 21, 2018	at Tulsa

WALK-OFF HOME RUNS

No.	Date	Batter	Pitcher	Opponent	Inn.	On	Final
1.	June 11, 2009	Jordan Parraz	David Herndon	Arkansas	8 th	0	2-1
2.	June 27, 2009	Jeff Bianchi	Marco Albano	Arkansas	10 th	0	4-3
3.	August 17, 2009	Vance Wilson	Thomas Diamond	Frisco	9 th	0	2-1
4.	April 9, 2011	Mario Lisson	Josh Spence	San Antonio	9 th	0	6-5
5.	April 10, 2011	Salvador Perez	David Berner	Corpus Christi	14 th	0	3-2
6.	July 23, 2013*	Brian Fletcher	Nick Maronde	Arkansas	11 th	2	10-8
7.	August 16, 2013	Cheslor Cuthbert	Matt Lollis	San Antonio	12 th	0	2-1
8.	April 22, 2014	Mark Threlkeld	Ronnie Shaban	Springfield	9 th	0	3-2
9.	May 11, 2014	Orlando Calixte	Dean Kiekhefer	Springfield	9 th	0	9-8
10.	May 17, 2014	Orlando Calixte	Nelson Gonzales	Tulsa	9 th	0	2-1
11.	May 17, 2015	Hunter Dozier	Iden Nazario	Springfield	9 th	0	3-2
12.	May 15, 2018	Nick Dini	Matt Festa	Arkansas	9 th	1	4-2
13.	April 7, 2019	Kort Peterson	Joe Fasola	Springfield	9 th	1	6-5
14.	April 20, 2019	Gabriel Cancel	Kodi Whitley	Springfield	10 th	1	5-3

*Game was suspended on July 23, HR hit on July 24

NATURALS WALK-OFF HOME RUNS BY THE NUMBERS

By Year:

3 walk-off home runs	(2): 2009, 2014
2 walk off home runs	(3): 2011, 2013, 2019
1 walk-off home run	(2): 2015, 2018
None	(4): 2008, 2010, 2012, 2016, 2017

NATURALS 10-GAME WINNERS (PITCHING)

NAME	RECORD	WIN PCT.	YEAR
Everett Teaford, LHP	14-3	.824	2010
Will Smith, LHP	13-9	.591	2011
Foster Griffin, LHP	11-5	.686	2017
Emilio Ogando	11-7	.611	2018
Dan Cortes, RHP	10-4	.714	2008
Jonathan Dziedzic	10-6	.625	2015
Anthony Lerew, RHP	10-6	.625	2009
Blake Johnson, RHP	10-9	.526	2008
Andy Ferguson, RHP	11-10	.524	2014
Emilio Ogando, LHP	10-10	.500	2017
Foster Griffin	10-12	.454	2018

LONGEST HITTING STREAK – CLINT ROBINSON, JUNE 15 - JULY 12, 2010

#	Date	Opponent	AVG	AB	R	H	2B	3B	HR	RBI	BB	IBB	SO	SB	CS	PA	HBP	SAC	SF
1	6/15/10	@ Tulsa	.282	4	2	3	0	0	1	2	0	0	1	0	0	4	0	0	0
2	6/16/10	@ Tulsa	.282	3	0	1	0	0	0	0	0	0	1	0	1	3	0	0	0
3	6/17/10	vs. Springfield	.285	5	2	2	1	0	1	3	0	0	0	0	0	5	0	0	0
4	6/18/10	vs. Springfield	.286	6	1	2	0	0	0	1	0	0	2	0	0	6	0	0	0
5	6/19/10	vs. Springfield	.294	3	3	3	1	0	0	0	2	1	0	0	0	5	0	0	0
6	6/24/10	vs. Tulsa	.301	4	3	3	1	0	2	3	0	0	0	0	0	4	0	0	0
7	6/25/10	@ Arkansas	.308	4	1	3	2	0	0	0	1	1	0	0	0	5	0	0	0
8	6/26/10	@ Arkansas	.306	5	0	1	0	0	0	0	0	0	0	0	0	5	0	0	0
9	6/27/10	@ Arkansas	.305	4	1	1	0	0	0	0	0	0	1	0	0	4	0	0	0
10	6/28/10	@ Arkansas	.308	4	1	2	0	0	1	1	0	0	0	0	0	4	0	0	0
11	7/1/10	vs. San Antonio	.306	5	0	1	0	0	0	0	0	0	1	1	0	5	0	0	0
12	7/2/10	vs. San Antonio	.309	4	1	2	0	1	0	0	0	0	0	0	0	4	0	0	0
13	7/3/10	vs. San Antonio	.315	4	1	3	0	1	0	1	0	0	0	0	0	4	0	0	0
14	7/4/10	vs. Corpus Christi	.315	3	1	1	0	0	1	1	1	0	0	0	0	4	0	0	0
15	7/5/10	vs. Corpus Christi	.316	5	1	2	1	0	0	1	0	0	2	0	0	5	0	0	0
16	7/6/10	vs. Corpus Christi	.317	3	1	1	0	0	1	1	2	0	0	0	0	5	0	0	0
17	7/8/10	@ San Antonio	.318	5	1	2	0	0	1	2	0	0	0	0	0	5	0	0	0
18	7/9/10	@ San Antonio	.316	5	0	1	0	0	0	0	0	0	2	0	0	5	0	0	0
19	7/10/10	@ San Antonio	.315	4	1	1	0	0	0	0	0	0	1	0	0	4	0	0	0
20	7/11/10	@ Corpus Christi	.318	4	2	2	1	0	1	2	0	0	1	0	0	4	0	0	0
21	7/12/10	@ Corpus Christi	.318	3	1	1	0	0	1	1	1	0	1	0	0	4	0	0	0
			.437	87	24	38	7	2	10	19	7	2	13	1	1	94	0	0	0

NATURALS SIGNIFICANT HITTING STREAKS

#	PLAYER	Streak	AVG	AB	R	H	2B	3B	HR	RBI	BB	SO	OPS	Start	End
1	Clint Robinson	21	.437	87	24	38	7	2	10	19	7	13	1.387	June 15th, 2010	July 12th, 2010
2	Jordan Parraz	19	.431	72	13	31	5	2	2	16	10	6	1.151	May 27th, 2009	June 15th, 2009
3	Jecksson Flores	17	.343	67	11	23	6	0	3	7	2	9	.929	June 15th, 2018	July 6th, 2018
	Rey Navarro	17	.348	69	11	24	4	0	3	11	2	4	.902	July 4th, 2013	July 23rd, 2013
5	Elier Hernandez	16	.463	67	15	31	5	1	2	15	3	7	1.142	May 21st, 2018	June 8th, 2018
	Alex Liddi	16	.352	71	5	25	8	0	0	6	0	21	.812	August 6th, 2015	August 25th, 2015
	Brian Fletcher	16	.377	69	14	26	2	0	1	11	4	10	.860	June 19th, 2013	July 8th, 2019
	Wil Myers	16	.383	60	18	23	5	1	7	17	8	17	1.307	April 23rd, 2012	May 10th, 2012
	Cody Clark	16	.400	50	12	20	5	0	4	19	8	8	1.223	June 18th, 2009	July 14th, 2009
10	Jecksson Flores	15	.375	64	13	24	5	2	0	8	4	8	.927	July 31st, 2018	August 16th, 2018
	Jecksson Flores	15	.444	54	10	24	5	0	2	6	4	3	1.131	May 29th, 2018	June 13th, 2018
	Lane Adams	15	.438	64	10	28	10	0	2	11	0	15	1.125	July 17th, 2015	August 1st, 2015
	Mike Bianucci	15	.426	54	14	23	5	0	4	13	4	13	1.198	April 21st, 2015	May 7th, 2015
	Paulo Orlando	15	.421	57	13	24	3	1	4	15	6	8	1.196	June 18th, 2015	July 5th, 2018
15	Ryan O'Hearn	14	.392	51	8	20	5	0	5	11	5	13	1.240	June 9th, 2016	June 22nd, 2016
	Balbino Fuenmayor	14	.417	60	15	25	6	0	7	15	3	6	1.328	May 3rd, 2015	May 17th, 2015
	Angel Franco	14	.356	59	6	21	1	1	0	8	5	5	.813	July 14th, 2014	July 29th, 2014
	Corey Smith	14	.350	60	5	21	1	0	4	12	2	11	.938	May 4th, 2009	May 16th, 2009
19	Jecksson Flores	13	.354	48	11	17	1	0	0	7	3	7	.779	May 3rd, 2018	May 17th, 2018
	Nicky Lopez	13	.373	51	8	19	2	0	0	7	7	2	.860	June 1st, 2018	June 14th, 2018
	Ramon Torres	13	.302	53	8	16	4	1	1	3	2	4	.799	August 21st, 2015	September 7th, 2015
	Jamie Romak	13	.389	54	10	21	4	0	4	7	2	7	1.096	July 12th, 2011	July 25th, 2011
	Eric Hosmer	13	.375	56	10	21	5	2	3	9	2	5	1.093	August 13th, 2010	August 27th, 2010
	Kurt Mertins	13	.373	59	11	22	3	1	0	4	3	12	.870	July 10th, 2009	July 25th, 2009
	Jose Duarte	13	.333	57	13	19	3	0	1	4	6	6	.835	July 5th, 2008	July 19th, 2008
26	Corey Toups	12	.429	49	14	21	5	1	1	8	2	10	1.067	July 1st, 2016	July 15th, 2016
	Ramon Torres	12	.333	51	7	17	3	0	0	4	3	7	.763	April 22nd, 2016	May 5th, 2015
	Bubba Starling	12	.340	47	8	16	3	0	1	6	5	15	.864	June 26th, 2015	July 11th, 2015
	Paulo Orlando	12	.412	51	9	21	3	1	0	3	3	6	.954	June 7th, 2012	June 20th, 2012
	Paulo Orlando	12	.435	46	12	20	2	4	1	10	3	12	1.197	July 23rd, 2011	August 5th, 2011
	Tim Smith	12	.489	45	12	22	4	0	3	17	3	4	1.278	June 10th, 2011	June 23rd, 2011
	Johnny Givotella	12	.333	54	9	18	3	1	0	5	2	8	.794	July 1st, 2010	July 17th, 2010
	Derrick Robinson	12	.333	57	4	19	5	1	0	8	3	7	.811	June 16th, 2010	July 1st, 2010

ABOUT

2021 NATURALS

HISTORY

RECORDS

OPPONENTS

INFORMATION

NATURALS NO-HITTERS

Brooks Pounders

June 27, 2013 vs. Midland
Northwest Arkansas 11, Midland 0



The 2013 season had been one of ups and downs for the 22-year old Brooks Pounders; but on a Thursday night in June, it was the pinnacle of his campaign.

Pounders became the first hurler in Nationals history to throw a

complete-game no-hitter against the Midland RockHounds.

The 6-foot-4, right-hander fanned six Midland batters and allowed just two baserunners - Connor Crumbliss reached on a Matt Field's error in the third and Taylor Ladendorf was hit by a pitch in the fifth.

Pounders threw a season-high 98 pitches with 70 crossing for strikes.

Midland	AB	R	H	RBI	BB	SO	AVG
Crumbliss lf	4	0	0	0	0	0	.282
Myers cf	4	0	0	0	0	1	.273
Aliotti 1b	3	0	0	0	0	1	.352
Goebbert dh	3	0	0	0	0	0	.284
Coleman 3b	3	0	0	0	0	2	.270
Oberacker rf	3	0	0	0	0	1	.237
Ladendorf 2b	2	0	0	0	0	1	.283
Freitas c	3	0	0	0	0	0	.226
Taylor c	0	0	0	0	0	0	.211
Perez, D ss	3	0	0	0	0	0	.249
Totals	28	0	0	0	0	6	

NW Arkansas	AB	R	H	RBI	BB	SO	AVG
Eibner cf	5	2	3	1	0	0	.226
Calixte ss	4	2	3	2	0	0	.265
Fletcher dh	5	1	1	4	0	1	.268
Fields 1b	4	1	1	0	1	2	.244
Cuthbert 3b	4	0	1	0	0	1	.200
Navarro 2b	4	1	2	0	0	0	.279
Prades rf	3	1	0	0	1	0	.185
Merrifield lf	4	2	3	3	0	0	.216
Graterol c	4	1	2	1	0	0	.253
Totals	37	11	16	11	2	4	

2B: Merrifield (7, off Daley). **HR:** Fletcher (6, 1st inning off Leon, 2 on, 0 out), Calixte (4, 6th inning off Leon, 0 on, 0 out). **RBI:** Fletcher (4), Calixte (2), Eibner (19), Merrifield (3), Graterol (7). **DP:** Midland 2.

LOB: Midland, 2; Northwest Arkansas 5. **CS:** Navarro (4, 2nd base by Leon/Freitas). **E:** Fields (7).

Midland	IP	H	R	ER	BB	SO	HR
Leon (4-5)	6.2	11	5	5	0	3	2
Hunter	0.2	1	3	3	2	0	0
Daley	0.2	4	3	3	0	1	0
Totals	8.0	16	11	11	2	4	2

NW Arkansas	IP	H	R	ER	BB	SO	HR
Pounders (3-4)	9.0	0	0	0	0	6	0

WP: Daley. **HBP:** Ladendorf (by Pounders), Calixte (by Hunter). **Pitches-strikes:** Daley 16-12, Pounders 98-70. **GO-FO:** Pounders 10-8.

Umpires: Thornewell, R. Hernandez, Eggert.
T: 2:28.
Att: 3,955.

Greg Holland Chris Dwyer Brandon Lafferty Kendal Volz

May 10, 2012

Northwest Arkansas 2, Springfield 0

It was the second of its kind for the Nationals on May 10, 2012 with starter Greg Holland on a rehab stint setting the tone by striking out the side in the first inning.

Chris Dwyer, the scheduled starter, continued to dominate the Springfield Cardinals with 6.2 innings of no-hit baseball. Dwyer allowed just two base runners via base on balls and struck out five before handing the ball over to Brandon Lafferty to finish the eighth inning. Kendal Volz tossed a perfect ninth to cap the no-hit evening.

The Nationals scored in the first inning with Wil Myers bringing home Paulo Orlando and added the second run in the fourth frame.

Springfield	AB	R	H	RBI	BB	SO	AVG
Wong 2b	4	0	0	0	0	1	.308
Curtis 3b	3	0	0	0	1	2	.400
Taveras cf	4	0	0	0	0	2	.320
Conley rf	4	0	0	0	0	1	.258
Swauger dh	3	0	0	0	0	1	.259
Shaffer lf	3	0	0	0	0	0	.263
Scruggs 1b	3	0	0	0	0	0	.184
Derba c	3	0	0	0	0	1	.203
Garcia ss	1	0	0	0	1	0	.250
Totals	28	0	0	0	2	8	

NW Arkansas	AB	R	H	RBI	BB	SO	AVG
Orlando rf	4	1	1	0	0	0	.286
Colon ss	4	0	2	0	0	1	.298
Myers cf	2	0	1	2	1	2	.342
Whittleman dh	3	0	0	0	0	1	.3
Lisson 1b	4	0	0	0	0	1	.203
Duncan 3b	4	1	1	0	0	1	.294
Navarro 2b	4	0	0	0	0	1	.190
Testa lf	3	0	0	0	0	1	.307
Rodriguez c	3	0	2	1	0	0	.214
Totals	31	2	7	2	3	9	

RBI: Myers (25), Rodriguez, Jul (4). **SB:** Duncan (1, 2nd base off Rosenthal/Derba), Colon (4, 2nd base off Rosenthal/Derba). **E:** Rosenthal (2), Colon, (8). **LOB:** Springfield 4; Northwest Arkansas, 8.

Springfield	IP	H	R	ER	BB	SO	HR
Rosenthal (2-4)	4.1	6	2	2	2	6	0
Thomas	1.2	0	0	0	0	2	0
Rondon	1.0	1	0	0	1	1	0
Wright, J	1.0	0	0	0	0	0	0
Totals	8.0	7	2	2	3	9	0

NW Arkansas	IP	H	R	ER	BB	SO	HR
Holland, G	1.0	0	0	0	0	3	0
Dwyer (2-4)	6.2	0	0	0	2	5	0
Lafferty	0.1	0	0	0	0	0	0
Volz (5-4)	1.0	0	0	0	0	0	0
Totals	9.0	0	0	0	2	8	0

WP: Rosenthal. **Balk:** Rondon. **HBP:** Garcia, (by Dwyer).

Pitches-strikes: Holland, G 14-11, Dwyer 103-60, Lafferty 3-2, Volz 8-6.

GO-FO: Dwyer 9-5, Lafferty 0-1, Volz 2-0.

Umpires: Hoberg, Stanzak, Benham.
T: 2:45.
Att: 3,964.

Will Smith Kelvin Herrera

July 19, 2011

Northwest Arkansas 1, Arkansas 0

Billed initially as a pitcher's duel, the contest did not stray from that theme with Nationals starter Will Smith tossing seven innings of no-hit baseball against the Travelers. His



counter part, 2014 AL Rookie of the Year Matt Shoemaker went the distances scatter five hits, struck out eight and allowed the lone and decide Northwest Arkansas run.

Smith struck out the first two Travelers faced en route to retiring the first 15 batters. Smith allowed back-to-back walks to begin the sixth which set up history. Alberto Rosario grounded to third baseman Mario Lison who stepped on third, tossed to Jeff Bianchi at second and he relayed it to first to complete the inning-ending triple play. The first and only in Nationals history.

Kelvin Herrera polished off the win with a perfect eighth and ninth innings. The Nationals crossed the plate in the first inning capitalizing on two Traveler errors.



NW Arkansas	AB	R	H	RBI	BB	SO	AVG
Robinson cf	4	0	0	0	0	1	.271
Colon ss	4	1	0	0	0	0	.255
Myers rf	4	0	0	0	0	1	.267
Romak 1b	4	0	2	1	0	0	.255
Bianchi 2b	4	0	1	0	0	2	.269
Francis lf	4	0	0	0	0	1	.288
Perez c	3	0	1	0	0	1	.266
Serattelli dh	3	0	1	0	0	1	.283
Lisson 3b	3	0	0	0	0	1	.248
Totals	33	1	5	1	0	8	

Arkansas	AB	R	H	RBI	BB	SO	AVG
Pettit 1b	3	0	0	0	0	2	.211
Perez ss	3	0	0	0	0	2	.300
Jimenez 3b	3	0	0	0	0	0	.299
Lopez lf	3	0	0	0	0	1	.283
Castillo rf	3	0	0	0	0	2	.233
Cusick 2b	3	0	0	0	0	0	.292
Fuller cf	2	0	0	0	1	0	.247
Mercado dh	2	0	0	0	1	0	.274
Rosario c	3	0	0	0	0	0	.230
Totals	25	0	0	0	2	7	

2B: Perez, S (13, off Shoemaker), Romak (16, off Shoemaker). **RBI:** Romak (51). **LOB:** Northwest Arkansas 5. **SB:** Bianchi (10, 2nd base off Shoemaker/Rosario, A). **Triple Play:** Rosario (Lisson-Bianchi-Romak). **E:** Jimenez 2 (15), Rosario, A 2 (5).

NW Arkansas	IP	H	R	ER	BB	SO	HR
Smith (8-7)	7.0	0	0	0	2	5	0
Herrera (5-7)	2.0	0	0	0	0	2	0

Arkansas	IP	H	R	ER	BB	SO	HR
Shoemaker (8-2)	9.0	5	1	0	0	8	0

Pitches-strikes: Smith 101-62, Herrera 23-16. **GO-FO:** Smith 8-6, Herrera 4-0.

Umpires: Schwarz, Scheurwater, Fazio.
T: 2:15.
Att: 4,112.

INTER-DIVISION PLAY

OVERALL RECORDS

Overall Record	247-333
Home Record	142-148
Road Record	104-182
Extra Inning Record	16-24
In Shutouts	23-43

INTER-DIVISION SERIES RESULTS

Team	Home	Road	Total
Corpus Christi	33-37	31-42	64-80
Frisco	36-37	28-42	64-79
Midland	38-36	21-50	59-86
Amarillo	3-4	3-4	6-8
San Antonio	32-34	21-45	55-79
TOTALS	142-149	101-183	246-333

INTER-DIVISION ATTENDANCE RECORDS

Largest Home Crowd	8,773
vs. Midland, May 29, 2009	
Largest Road Crowd	11,876
at Frisco, July 4, 2015	
Total Home Attendance	1,293,158
Total Home Dates	276
Avg. Home Attendance	4,685
Total Road Attendance	1,527,214
Total Road Dates	291
Avg. Road Attendance	5,248
Total Overall Attendance	2,820,372

CONSECUTIVE RECORDS

Longest Winning Streak	10 (2010)
Longest Losing Streak	15 (2013-2014)

SINGLE-GAME RECORDS

Overall Record	247-333
Home Record	142-148
Road Record	104-182
Extra Inning Record	16-24
In Shutouts	23-43
Most Runs Scored	16, 2x
vs. Midland, April 10, 2016	
vs. Corpus Christi, July 8, 2008	
Most Runs Allowed	26
@ San Antonio, April 15, 2011	
Most Runs Combined	31
@ San Antonio, April 15, 2011	

INDIVIDUAL GAME BATTING RECORDS

Hits	5
Anthony Serratelli vs. Frisco, August 17, 2011	
Runs	4, 4x
Emmanuel Rivera @ Amarillo, July 20, 2019	
Nick Dini @ Corpus Christi, July 6, 2017	
Kurt Mertins vs. Corpus Christi, June 1, 2009	
Kila Ka'aihue vs. Corpus Christi, July 8, 2008	
RBI	7, 2x
Taylor Featherston @ Amarillo, July 20, 2019	
Lane Adams vs. Corpus Christi, August 13, 2013	
Home Runs	3, 2x
Taylor Featherston @ Amarillo, July 20, 2019	
Lane Adams vs. Corpus Christi, August 13, 2013	

INDIVIDUAL GAME PITCHING RECORDS

Innings Pitched	9.0, 3x
Scott Blewett v. Frisco, August 10, 2018	
Andy Ferguson v. San Antonio, August 9, 2014	
Brooks Pounders v. Midland, June 27, 2013	
Walks	7, 3x
Last: Jason Adam at Midland, July 5, 2013	
Strikeouts	11
Jason Adam vs. Corpus Christi, May 30, 2013	

NATURALS VS. THE NORTH DIVISION (REGULAR SEASON)

	HOME	ROAD	OVERALL
Arkansas Travelers	106-70 (.602)	82-94 (.466)	187-164 (.531)
Springfield Cardinals	120-72 (.625)	77-114 (.403)	197-186 (.514)
Tulsa Drillers	94-86 (.522)	78-100 (.438)	173-186 (.482)
Wichita Wind Surge	0-0 (.000)	0-0 (.000)	0-0 (.000)

North Division Overall 321-226 (.587) 237-307 (.436) 558-536 (.510)

NATURALS PITCHERS WITH 10-PLUS STRIKEOUT PERFORMANCES

STRIKEOUTS	PITCHER	DATE	OPPONENT
13	Danny Duffy	July 17, 2013	@ Tulsa
12	Josh Staumont	September 4, 2016	vs. Arkansas
	Kyle Zimmer	July 25, 2013	@ Springfield
11	Alec Mills	June 13, 2016	@ Arkansas
	Jason Adam	May 30, 2013	vs. Corpus Christi
	Jake Odorizzi	May 5, 2012	vs. Tulsa
	Jake Odorizzi	April 23, 2012	vs. Springfield
10	Foster Griffin	July 1, 2018	vs. Corpus Christi
	Josh Staumont	August 26, 2016	@ Springfield
	Eric Skoglund	August 12, 2016	@ San Antonio
	Josh Staumont	July 22, 2016	vs. Springfield
	Jason Adam	June 19, 2014	vs. Tulsa
	Tim Melville	May 13, 2014	@ Arkansas
	Yordano Ventura	May 6, 2013	vs. Arkansas
	Yordano Ventura	April 30, 2013	vs. Springfield
	Will Smith	August 20, 2011	vs. Arkansas
	Chris Dwyer	August 5, 2011	vs. Arkansas
	Dan Cortes	June 18, 2008	vs. Tulsa

ABOUT

2021 NATURALS

HISTORY

RECORDS

OPPONENTS

INFORMATION

POSTSEASON RECORDS - SINGLE GAME

TEAM BATTING

Runs, Game, Naturals	12	Game 2, 2009 NDCS (at Springfield)
Runs, Game, Opponent	16	Game 4, 2017 NDCS (at Tulsa)
Runs, Inning, Naturals	5 (3x)	Last: Game 2, 2015 NDCS, 5 th (v. Arkansas)
Runs, Inning, Opponent	8	Game 3, 2010 NDCS, 4 th (at Springfield)
Hits, Game, Naturals	19	Game 2, 2016 NDCS (at Springfield)
Hits, Game, Opponent	18	Game 4, 2017 (at Tulsa)
Doubles, Game, Naturals	4 (3x)	Last: Game 2, 2016 TLCS (at Midland)
Doubles, Game, Opponent	7	Game 4, 2010 NDCS (at Springfield)
Triples, Game, Naturals	2 (2x)	Last: Game 3, 2015 NDCS (at Arkansas)
Triples, Game, Opponent	1 (4x)	Last: Game 2, 2010 TLCS (v. Midland)
Home Runs, Game, Naturals	5	Game 2, 2016 NDCS (at Midland)
Home Runs, Game, Opponent	4	Game 3, 2009 TLCS (v. Midland)
Extra-Base Hits, Game, Naturals	8	Game 2, 2016 NDCS (at Springfield)
Extra-Base Hits, Game, Opponent	8	Game 4, 2010 NDCS (v. Springfield)
Walks, Game, Naturals	9	Game 3, 2011 NDCS (v. Arkansas)
Walks, Game, Opponent	9	Game 3, 2011 NDCS (v. Arkansas)
Strikeouts, Game, Naturals	13	Game 4, 2009 TLCS (v. Midland)
Strikeouts, Game, Opponent	17	Game 1, 2010 NDCS (v. Springfield)
Most Left on Base, Game, Naturals	12 (2x)	Last: Game 4, 2016 NDCS (v. Springfield)
Most Left on Base, Game, Opponent	13	Game 1, 2009 TLCS (at Midland)
Fewest Left on Base, Naturals	2	Game 1, 2010 TLCS (v. Midland)
Fewest Left on Base, Opponent	2	Game 1, 2009 NDCS (at Springfield)
Stolen Bases, Game, Naturals	5	Game 3, 2015 NDCS (at Arkansas)
Stolen Bases, Game, Opponent	2 (3x)	Last: Game 3, 2015 NDCS (at Arkansas)

TEAM FIELDING

Double Plays, Game, Naturals	3 (3x)	Last: Game 3, 2011 NDCS (v. Arkansas)
Double Plays, Game, Opponent	3	Game 1, 2009 NDCS (at Springfield)
Errors, Game, Naturals	4	Game 1, 2016 NDCS (at Springfield)
Errors, Game, Opponent	5	Game 1, 2009 TLCS (at Midland)

INDIVIDUAL BATTING

At Bats, Game	6 (8x)	Last: A. Escalera/M. Ramos/R. O'Hearn
.....	Game 2, 2016 NDCS (at Springfield)
Runs, Game	4	Corey Toups, Game 1, 2016 NDCS (at Springfield)
Hits, Game	4 (5x) ..	Alfredo Escalera, Game 3, 2016 TLCS (at Midland)
Doubles, Game	3	Clint Robinson, Game 5, 2010 NDCS (v. Springfield)
Triples, Game	1 (8x) ..	Last: A. Escalera, Game 3, 2015 TLCS (at Midland)
Home Runs, Game	2 (4x) ..	Last: R. O'Hearn, Game 2, 2016 NDCS (at Springfield)
RBI, Game	4 (4x) ..	Last: A. Seratelli, Game 1, 2010 TLCS (v. Midland)
Walks, Game	3	Wil Myers, Game 3, 2011 NDCS (v. Arkansas)
Strikeouts, Game	5	Alfredo Escalera, Game 4, 2016 NDCS (v. Springfield)

INDIVIDUAL PITCHING

Innings Pitched, Game	9.0 ..	Anthony Lerew, Game 1, 2009 NDCS (at Springfield)
Strikeouts, Game	11 ..	Josh Staumont, Game 4, 2016 NDCS (v. Springfield)
Walks, Game	5 (2x) ..	Last: J. Staumont, Game 2, 2017 NDCS (v. Tulsa)
Earned Runs, Game	6 (4x) ..	Last: Jason Adam, Game 4 2017 NDCS (at Tulsa)
Hits Allowed, Game	9	Yender Caramo, Game 1, 2016 TLCS (v. Midland)

TEAM MISCELLANEOUS

Longest Game, Innings	12 (2x)	Last: Game 1, 2010 NDCS (v. Springfield)
Longest Game, Time (9 innings)	3:42	Game 2, 2017 NDCS (v. Tulsa)
Longest Game, Time (Extra-Innings)	4:06	Game 4, 2009 TLCS (v. Midland), 12 innings
Shortest Game, Time (9 innings)	2:16	Game 1, 2009 NDCS (at Springfield)
Shortest Game, Time (Extra-Innings)	2:49	Game 3, 2008 NDCS (v. Arkansas), 11 innings
Longest Delay	3:03	Game 4, 2016 TLCS (at Midland)
Largest Victory Margin	6 (2x)	Last: Game 1, 2009 TLCS (at Midland)
Largest Margin of Defeat	8	Game 4, 2017 NDCS (at Tulsa)
Largest Deficit Overcome in Win	3 (3x)	Last: Game 2, 2015 NDCS (v. Arkansas)
Largest Lead Lost	4	Game 4, 2017 NDCS (at Tulsa)

POSTSEASON RECORDS - CAREER

HITTING

BATTING AVERAGE

1.	.375	Ramos, Maurico.....	2016-17
2.	.367	Smith, Corey.....	2009
3.	.355	Toups, Corey.....	2016
	.355	Seratelli, Anthony.....	2010-11
	.355	Giavotella, Johnny.....	2010

AT BATS

1.	56	Ramos, Maurico.....	2016-17
2.	53	O'Hearn, Ryan.....	2016-17
	53	Robinson, Derrick.....	2010-11
4.	48	Orlando, Paulo.....	2010-11
5.	42	Schwindel, Frank.....	2015-16

RUNS

1.	10	O'Hearn, Ryan.....	2016-17
	10	Toups, Corey.....	2016
3.	9	Giavotella, Johnny.....	2010
	9	Hosmer, Eric.....	2010
5.	8	Dueñez, Samir.....	2016-17

HITS

1.	21	Ramos, Maurico.....	2016-17
2.	17	O'Hearn, Ryan.....	2016-17
3.	14	Escalera, Alfredo.....	2016-17
4.	13	Dueñez, Samir.....	2016-17
	13	Arteaga, Humberto.....	2016-17
	13	Lough, David.....	2009

DOUBLES

1.	3	O'Hearn, Ryan.....	2016-17
	3	Orlando, Paulo.....	2010-11
	3	Bianchi, Jeff.....	2009, 2011
	3	Robinson, Clint.....	2010
	3	Smith, Corey.....	2009

PITCHING

INNINGS PITCHED

1.	21.1	Hardy, Rowdy.....	2008-10
2.	19.1	Teaford, Everett.....	2009-10
3.	15.0	Lerew, Anthony.....	2009
4.	14.2	Staumont, Josh.....	2016-17
5.	12.2	Johnson, Blake.....	2009-10

APPEARANCES

1.	8	Peterson, Mark.....	2015-16
2.	7	Stumpf, Daniel.....	2015-16
3.	6	Hill, Tim.....	2016-17
	6	Hardy, Rowdy.....	2008-10
	6	Swaggerty, Ben.....	2009-10

EARNED RUN AVERAGE

1.	0.00	Peterson, Mark.....	2015-16
2.	0.60	Lerew, Anthony.....	2009
3.	0.93	Teaford, Everett.....	2009-10
4.	1.69	Duffy, Danny.....	2010
5.	2.25	Smith, Will.....	2010

STRIKEOUTS

1.	21	Staumont, Josh.....	2016-17
2.	15	Duffy, Danny.....	2010
3.	13	Dzeidzic, Jonathan.....	2015
	13	Keating, Patrick.....	2010
	13	Teaford, Everett.....	2009-10

TRIPLES

1.	1	O'Hearn, Ryan.....	2016-17
	1	Escalera, Alfredo.....	2016-17
	1	Robinson, Clint.....	2010
	1	Hosmer, Eric.....	2010
	1	Seratelli, Anthony.....	2010-11
	1	Dyson, Jarrod.....	2009

HOME RUNS

1.	6	Hosmer, Eric.....	2010
2.	5	Seratelli, Anthony.....	2010-11
3.	4	Toups, Corey.....	2016
	4	O'Hearn, Ryan.....	2016-17
5.	3	Dueñez, Samir.....	2016-17

RUNS BATTED IN

1.	13	O'Hearn, Ryan.....	2016-17
2.	12	Hosmer, Eric.....	2010
	12	Dueñez, Samir.....	2016-17
4.	10	Ramos, Maurico.....	2016-17
5.	8	Schwindel, Frank.....	2015-16
	8	Seratelli, Anthony.....	2010-11
	8	Robinson, Clint.....	2010

WALKS

1.	9	Lucas, Ed.....	2008-09
2.	7	Seratelli, Anthony.....	2010-11
	7	Giavotella, Johnny.....	2010
4.	6	O'Hearn, Ryan.....	2016-17
	6	Toups, Corey.....	2016

STOLEN BASES

1.	3	Adams, Lane.....	2015
	3	Dyson, Jarrod.....	2009
3	2	Toups, Corey.....	2016

OPPONENTS' BATTING AVERAGE

1.	.189	Lerew, Anthony.....	2009
2.	.200	Peterson, Mark.....	2015-16
3.	.217	Teaford, Everett.....	2009-10
4.	.222	Staumont, Josh.....	2016-17
5.	.293	Duffy, Danny.....	2010

SAVES

1.	2	Peterson, Mark.....	2015-16
----	---	---------------------	---------

COMPLETE GAMES

1.	1	Lerew, Anthony.....	2009
----	---	---------------------	------

WINS

1.	2	Peterson, Mark.....	2015-16
	2	Lerew, Anthony.....	2009

*Career batting averages based on 30 at-bats in postseason play.

*Career ERA and opponents batting average based on minimum of 10.0 innings pitched in postseason play.

ABOUT

2021 NATURALS

HISTORY

RECORDS

OPPONENTS

INFORMATION

ATTENDANCE & POSTPONEMENTS

	Attendance	Opponent	Date
Season	358,792	n/a	2008
Single Game	8,998	Tulsa	May 20, 2009
Day Game	8,998	Tulsa	May 20, 2009
Night Game	8,924	Springfield	August 24, 2012
T-N Doubleheader	7,589	Springfield	August, 28, 2009
Opening Day	7,820	San Antonio	April 10, 2008
4-Game Series	24,638	Tulsa	May 4 - May 8, 2012
3-Game Series	20,361	San Antonio	July 3 - July 5, 2008
2-Game Series	11,260	Springfield	April 30 - May 1, 2013
Memorial Day	4,978	Frisco	May 26, 2008
Independence Day	8,683	Corpus Christi	July 4, 2011
Labor Day	6,064	Arkansas	September 4, 2017
Weekday Game (non-Opening Day or Holiday)	8,614	Arkansas	May 9, 2017 (Tues.)
Saturday Night	7,247	Midland	May 4, 2019
Sunday	8,041	Tulsa	September 5, 2010
Road Game - High	11,876	at Frisco	July 4, 2015
Road Game - Low	1,059	at Arkansas	September 4, 2008

ARVEST BALLPARK (2008-2019)

All-Star Game	6,265	T.L. North v. T.L. South	June 25, 2013
Divisional Series	3,927	2010 Game 1 v. Springfield	Sept. 9, 2010
Championship Series	3,965	2009 Game 3 v. Midland	Sept. 17, 2009
Lowest Game	2,654	Midland (doubleheader)	April 15, 2014

NATURALS TOP 10 REGULAR-SEASON HOME CROWDS

Date	Opponent	Attendance
1. May 20, 2009	Tulsa	8,998
2. August 24, 2012	Springfield	8,924
3. May 18, 2010	Tulsa	8,891
4. May 29, 2009	Midland	8,773
5. July 4, 2011	Corpus Christi	8,683
6. May 8, 2012	Tulsa	8,165
7. September 5, 2010	Tulsa	8,041
8. May 9, 2014	Springfield	8,035
9. May 7, 2013	Arkansas	7,936
10. July 4, 2010	Corpus Christi	7,886

ARVEST BALLPARK WEATHER POSTPONEMENTS

By Month:

April	8
May	8
June	3
July	6
August	2
September	*3

By Club:

Arkansas	9
Corpus Christi	1
Frisco	2
Midland	3
Tulsa	2
San Antonio	1
Springfield	10

*Two games in playoffs

ARVEST BALLPARK WEATHER POSTPONEMENTS BY YEAR

By Year:

7 times	(1): 2010
5 times	(1): 2015
4 times	(1): 2009
3 times	(2): 2011, 2019
2 times	(3): 2013, 2017, 2018
1 times	(3): 2014, 2012, 2008
None	(1): 2016

A photograph of a baseball team lined up on a field. The players are wearing white uniforms with dark blue accents. A coach or manager in a similar uniform stands to the right. The image is overlaid with several bright, jagged white lightning bolts. The text 'STUNNED OPPONENTS' is written vertically on the right side in a large, white, distressed font with a red outline.

STUNNED OPPONENTS

AMARILLO SOD POODLES

DOUBLE-A AFFILIATE OF THE ARIZONA DIAMONDBACKS (SINCE 2021)

HODGETOWN
821 S. Johnson Street
Amarillo, Texas 79101

Phone: (806) 803-7762
www.sodpoodles.com | @sodpoodles
Owner: Elmore Sports Group



TEAM INFORMATION

Years in Texas League	2019 - Present
Ballpark	HODGETOWN (2019)
Capacity	5,842
Dimensions	LF - 332, LCF - 415, CF - 400, RCF - 405, RF - 330
League Championships	1 (2019)
2019 Attendance	427,791 (6,291 Average / 2nd of 8 in Texas League)
2019 Record	72-66 Overall (2nd, Texas League South / 1st Half Champions)

President & General Manager.....	Tony Ensor
Director of Finance.....	Ben Knowles
Assistant General Manager & Dir. of Ticket Sales & Service.....	Jeff Turner
Director of Group Sales.....	Dustin True
icket Operations Manager.....	Nick Yardley
Director of Partnerships.....	Matt Hamilton
Director of Marketing & Communications.....	Tess Bloom
Promotions Manager.....	Sierra Todd
Stadium Operations Manager.....	Eric Walker
Director of Food & Beverage.....	Mike Lindal
Media Relations Contact.....	Shane Philipps

Manager.....	Shawn Roof (4)
Hitting Coach.....	Travis Denker (12)
Pitching Coach.....	Doug Drabek (15)
Defensive Coach.....	Nick Evans (18)

NATURALS VS. SOD POODLES IN 2021 (0 GAMES)

No Games Scheduled in 2021

BROADCAST INFORMATION

Radio Announcer: Sam Levitt
(Director of Broadcasting)

No. of Games Broadcast: Home-60; Away-60
Flagship Station: News Talk 940 AM KIXZ

VISITING HOTEL INFORMATION

Home 2 Suites by Hilton
8251 West Amarillo Blvd.
Amarillo, Texas 79124 | (806) 803-7777

NATURALS VS. SOD POODLES HEAD-TO-HEAD

YEAR	OVERALL	IN SPRINGDALE	IN AMARILLO
2019	6-8	3-4	3-4
	6-8 (.429)	3-4 (.429)	3-4 (.429)

ARKANSAS TRAVELERS

DOUBLE-A AFFILIATE OF THE SEATTLE MARINERS (SINCE 2017)

Dickey-Stephens Park
400 W. Broadway
North Little Rock, Arkansas 72114

Phone: (501) 664-1555
www.travs.com | @ARTravs
Owner: Arkansas Travelers Baseball Inc.



TEAM INFORMATION

Years in Texas League	1966 - Present
Ballpark	Dickey-Stephens Park (2007)
Capacity	5,842
Dimensions	LF - 332, LCF - 415, CF - 400, RCF - 405, RF - 330
League Championships	6 (1977, 1979, 1980, 1989, 2001, 2008)
2019 Attendance	311,023 (4,574 Average / 6th of 8 in Texas League)
2019 Record	81-57 Overall (1st, Texas League North / 1st Half Champions)

Executive Vice President/CEO.....	Rusty Meeks
Chief Financial Officer.....	Brad Eagle
Assistant General Manager.....	Lance Restum
Assistant General Manager.....	Sophie Ozier
Park Superintendent.....	Greg Johnston
Ballpark Pup.....	Dizzy Johnston
Director of Finance.....	Patti Clark
Director of Tickets.....	John Sjoberck
Director of Food & Beverage.....	Ben Hornbrook
Media Relations Contact.....	Steven Davis

Manager.....	Collin Cowgill (7)
Hitting Coach.....	Joe Thurston (43)
Pitching Coach.....	Alon Leichman (30)
Coach.....	Ryan McLaughlin (31)

NATURALS VS. TRAVELERS IN 2021 (24 GAMES)

May 4 @ ARK.....	7:10pm
May 5 @ ARK.....	7:10pm
May 6 @ ARK.....	7:10pm
May 7 @ ARK.....	7:10pm
May 8 @ ARK.....	6:10pm
May 9 @ ARK.....	2:10pm
June 22 vs. ARK.....	7:05pm
June 23 vs. ARK.....	7:05pm
June 24 vs. ARK.....	7:05pm
June 25 vs. ARK.....	7:05pm
June 26 vs. ARK.....	6:05pm
June 27 vs. ARK.....	2:05pm
July 13 vs. ARK.....	7:05pm
July 14 vs. ARK.....	7:05pm
July 15 vs. ARK.....	7:05pm
July 16 vs. ARK.....	7:05pm
July 17 vs. ARK.....	6:05pm
July 18 vs. ARK.....	2:05pm
Aug. 3 @ ARK.....	7:10pm
Aug. 4 @ ARK.....	7:10pm
Aug. 5 @ ARK.....	7:10pm
Aug. 6 @ ARK.....	7:10pm
Aug. 7 @ ARK.....	6:10pm
Aug. 8 @ ARK.....	2:10pm

BROADCAST INFORMATION

Radio Announcer: Steven Davis
(Broadcaster and Baseball Operations Director)
No. of Games Broadcast: Home-60; Away-60
Flagship Station: KARN 920 AM

VISITING HOTEL INFORMATION

Crowne Plaza
201 South Shackleford Rd.
Little Rock, Arkansas 72211 | (501) 975-6810

NATURALS VS. TRAVLERS HEAD-TO-HEAD

YEAR	OVERALL	IN SPRINGDALE	IN NORTH LITTLE ROCK
2008	18-14	11-5	7-9
2009	20-12	12-4	8-8
2010	25-7	12-4	13-3
2011	14-15	7-6	7-9
2012	16-16	10-6	6-10
2013	11-17	8-6	3-11
2014	11-17	5-9	6-8
2015	17-11	10-4	7-7
2016	12-16	7-7	5-9
2017	15-13	8-6	7-7
2018	20-8	10-4	10-4
2019	9-19	5-7	4-12
188-165 (.533)		105-68 (.607)	83-97 (.461)

ABOUT

2021 NATURALS

HISTORY

RECORDS

OPPONENTS

INFORMATION

CORPUS CHRISTI HOOKS

DOUBLE-A AFFILIATE OF THE HOUSTON ASTROS (SINCE 2005)

Whataburger Field
734 East Port Avenue
Corpus Christi, Texas 78401

Phone: (361) 561-4700
www.cchooks.com | @CCHooks
Ownership: Houston Astros



TEAM INFORMATION

Years in Texas League	1958 - 1959, 2005 - Present
Ballpark	Whataburger Field (2005)
Capacity	6,362
Dimensions	LF - 325, LCF - 370, CF - 400, RCF - 375, RF - 315
League Championships	2 (1958, 2006)
2019 Attendance	323,688 (4,624 Average / 5th of 8 in Texas League)
2019 Record	66-73 Overall (4th, Texas League South)

Owner & Chairman	Jim Crane
General Manager	Brady Ballard
Director of Business Development	Maggie Freeborn
Sales Manager	Kaley O'Brien
Senior Manager of Operations	Brett Howsley
Special Events & Operations Coordinator	Jorden Tramp
Head Groundskeeper	Quince Landry
Accounting Manager	Jessica Fearn
Online Retail Manager/Store Supervisor	Eric Suniga
Executive Chef	Keli Hughes
Media Relations Contact	Michael Coffin

Manager.....	Gregorio Petit (31)
Hitting Coach	Rafael Pena (20)
Pitching Coach	Graham Johnson (35)
Coach.....	Michael Thomas (24)

NATURALS VS. HOOKS IN 2021 (6 GAMES)

Aug. 31 vs. CC	7:05pm
Sept. 1 vs. CC	7:05pm
Sept. 2 vs. CC	7:05pm
Sept. 3 vs. CC	7:05pm
Sept. 4 vs. CC	6:05pm
Sept. 5 vs. CC	6:05pm

BROADCAST INFORMATION

Radio Announcer: Michael Coffin
(Director of Media Relations & Broadcasting)
No. of Games Broadcast: Home-60; Away-60
Flagship Station: News Radio 1360 KKTX-AM

VISITING TEAM HOTEL INFORMATION

Holiday Inn – Downtown Marina
707 N. Shoreline Blvd.
Corpus Christi, Texas | (361) 887-1600

NATURALS VS. HOOKS HEAD-TO-HEAD

YEAR	OVERALL	IN SPRINGDALE	IN CORPUS CHRISTI
2008	8-4	4-2	4-2
2009	8-4	3-3	5-1
2010	8-4	5-1	3-3
2011	8-4	5-1	3-3
2012	3-9	1-5	2-4
2013	3-9	2-4	1-5
2014	5-7	3-3	2-4
2015	4-8	2-4	2-4
2016	6-6	2-4	4-2
2017	6-6	4-2	2-4
2018	2-10	1-5	1-5
2019	3-9	1-4	2-5
64-80 (.444)		33-38 (.465)	31-42 (.425)

FRISCO ROUGHRIDERS

DOUBLE-A AFFILIATE OF THE TEXAS RANGERS (SINCE 2003)

Riders Field
7300 RoughRiders Trail
Frisco, Texas 75034

Phone: (972) 731-9200
www.ridersbaseball.com | @RidersBaseball
Ownership: Greenberg Sports Group



TEAM INFORMATION

Years in League	2003 - Present
Ballpark	Riders Field (2003)
Capacity	5,842
Dimensions	LF - 335, LCF - 364, CF - 409, RCF - 383, RF - 335
Division championships	4 (2003, 2004, 2008, 2012)
League Championships	1 (2004)
2019 Attendance	455,767 (6,802 Average / 1st of 8 in Texas League)
2019 Record	68-71 Overall (3rd, South)

General Partner and CEO	Chuck Greenberg
President & General Manager	Victor Rojas
Chief Operating Officer	Scott Burchett
VP of Ticket Sales	Kip Wallace
VP of Sales	Ross Lanford
Director of Marketing & Communications	Lauren Callender
Director of Finance	Rick Maddox
Senior Director of Sports Turf & Grounds Manager	David Bicknell
Media Relations Contact	Zach Bigley

Manager	Jared Goedert (3)
Hitting Coach	Josue Perez (56)
Pitching Coach	Jeff Andrews (20)
Assistant Coach	Angel Peguero (47)
Athletic Trainer	Alex Rodriguez
Strength and Conditioning Coach	Adam Noel

NATURALS VS. ROUGHRIDERS IN 2021 (12 GAMES)

June 8 @ FRI	7:05pm
June 9 @ FRI	7:05pm
June 10 @ FRI	7:05pm
June 11 @ FRI	7:05pm
June 12 @ FRI	7:05pm
June 13 @ FRI	6:05pm
Aug. 10 vs. FRI	7:05pm
Aug. 11 vs. FRI	7:05pm
Aug. 12 vs. FRI	7:05pm
Aug. 13 vs. FRI	7:05pm
Aug. 14 vs. FRI	6:05pm
Aug. 15 vs. FRI	2:05pm

BROADCAST INFORMATION

Radio Announcer: Zach Bigley
(Broadcaster and Manager of Media Development)
No. of Games Broadcast: Home-60; Away-TBD
Online Stream: ridersbaseball.com

VISITING TEAM HOTEL INFORMATION

Comfort Suites - Frisco Square
9700 Dallas Parkway
Plano, Texas | (972) 668-9700

NATURALS VS. ROUGHRIDERS HEAD-TO-HEAD

YEAR	OVERALL	IN SPRINGDALE	IN FRISCO
2008	6-6	5-1	1-5
2009	5-7	3-3	2-4
2010	5-7	3-3	2-4
2011	6-6	3-3	3-3
2012	5-7	2-4	3-3
2013	4-8	2-4	2-4
2014	5-7	2-4	3-3
2015	5-6	2-3	3-3
2016	4-8	3-3	1-5
2017	6-6	3-3	3-3
2018	9-3	5-1	4-2
2019	5-8	3-5	2-3
	65-79 (.451)	36-37 (.493)	29-42 (.408)

ABOUT

2021 NATURALS

HISTORY

RECORDS

OPPONENTS

INFORMATION

MIDLAND ROCKHOUNDS

DOUBLE-A AFFILIATE OF THE OAKLAND ATHLETICS (SINCE 1999)

Security Bank Ballpark
5514 Champions Dr.
Midland, Texas 79706



Phone: (432) 520-2255

www.midlandrockhounds.org | @RockHounds

Ownership: Miles Prentice & Bob Richmond

TEAM INFORMATION

Years in Texas League	1972 - Present
Ballpark	Security Bank Ballpark (2002)
Capacity	6,669
Dimensions	LF - 330, LCF - 384, CF - 410, RCF - 384, RF - 315
League Championships	7 (1975, 2005, 2009, 2014, 2015, 2016, 2017)
2019 Attendance	285,369 (4,197 Average / 8th of 8 in Texas League)
2019 Record	73-66 Overall (1st, Texas League South / 2nd Half Champions)

General Manager.....	Monty Hoppel
Assistant General Manager.....	Jeff VonHolle
Assistant General Manager Marketing & Tickets.....	Jamie Richardson
Assistant General Manager Operations.....	Ray Fieldhouse
Director of Tickets.....	Ryan Artzer
Director of Business Operations.....	Eloisa Galvan
Director of Food & Beverage.....	Ben Hornbrook
Director of Marketing & Client Services.....	Shelly Haenggi
Director of Operations.....	Dan Knapinski
Head Groundskeeper.....	Brian Mitchell
Media Relations Contact.....	Bob Hards

Manager.....	Bobby Crosby (7)
Hitting Coach.....	Kevin Kouzmanoff (9)
Assistant Hitting Coach.....	Juan Dilone (23)
Pitching Coach.....	Steve Connelly (43)

NATURALS VS. ROCKHOUNDS IN 2021 (0 GAMES)

No Games Scheduled in 2021

BROADCAST INFORMATION

Radio Announcer: Bob Hards

(Director of Broadcasting & Publications)

No. of Games Broadcast: Home-60; Away-TBD

Flagship Station: KCRS 550-AM

VISITING TEAM HOTEL INFORMATION

Springhill Suites Marriott

5716 Deauville Blvd.

Midland, Texas | (432) 695-6870

NATURALS VS. ROCKHOUNDS HEAD-TO-HEAD

YEAR	OVERALL	IN SPRINGDALE	IN MIDLAND
2008	6-6	4-2	2-4
2009	3-9	2-4	1-5
2010	6-6	4-2	2-4
2011	7-5	4-2	3-3
2012	3-8	3-3	0-5
2013	6-6	3-3	3-3
2014	3-9	1-5	2-4
2015	4-8	3-3	1-5
2016	5-7	3-3	2-4
2017	6-6	4-1	1-5
2018	5-7	3-3	2-4
2019	5-10	3-5	2-5
	59-87 (.404)	38-36 (.514)	21-51 (.292)

SAN ANTONIO MISSIONS

DOUBLE-A AFFILIATE OF THE SAN DIEGO PADRES (SINCE 2021)

Nelson W. Wolff Municipal Stadium
5757 US HWY 90 West
San Antonio, Texas 78227

Phone: (210) 675-7275
www.samissions.com | @missionsmilb
Ownership: Elmore Sports Group



TEAM INFORMATION

Years in League	1968 - 2018, 2021 - Present
Ballpark	Nelson W. Wolff Memorial Stadium
Capacity	5,842
Dimensions	LF - 310, CF - 402, RF - 340
League Championships	6 (1997, 2002, 2003, 2007, 2011, 2013)
2019 Attendance (PCL)	337,485 (4,891 Average / 14th of 16 in Pacific Coast League)
2019 Record (AAA)	80-60 Overall (2nd, Pacific Coast League, American South)

Owner.....	Dave Elmore
President.....	Burl Yarbrough
General Manager.....	David Gasaway
Assistant General Manager.....	Bill Gerlt
Assistant General Manager.....	Mickey Holt
Assistant General Manager.....	Jeff Long
Director of Finance.....	Eric Olivarez
Head Groundskeeper.....	Mark Medellin
Director of Ticketing.....	JJ Jimenez
Director of Food and Beverage.....	Deanna Mierzwa
Media Relations Contact.....	Jeremy Sneed
Manager.....	Phillip Wellman (30)
Hitting Coach.....	Raul Padron (23)
Pitching Coach.....	Pete Zamora (31)
Coach.....	Freddy Flores (4)

NATURALS VS. MISSIONS IN 2021 (12 GAMES)

May 25 vs. SA.....	7:05pm
May 26 vs. SA.....	7:05pm
May 27 vs. SA.....	7:05pm
May 28 vs. SA.....	7:05pm
May 29 vs. SA.....	6:05pm
May 30 vs. SA.....	6:35pm
June 15 @ SA.....	7:05pm
June 16 @ SA.....	7:05pm
June 17 @ SA.....	7:05pm
June 18 @ SA.....	7:05pm
June 19 @ SA.....	7:05pm
June 20 @ SA.....	2:05pm

BROADCAST INFORMATION

Radio Announcer: Stu Paul
No. of Games Broadcast: Home-60; Away-60
Flagship Station: KRPT 92.5 The Bull

NATURALS VS. MISSIONS HEAD-TO-HEAD

YEAR	OVERALL	IN SPRINGDALE	IN SAN ANTONIO
2008	8-6	2-4	1-5
2009	6-6	4-2	2-4
2010	8-4	5-1	3-3
2011	5-7	3-3	2-4
2012	4-8	3-3	1-5
2013	4-8	2-4	2-4
2014	3-9	2-4	1-5
2015	4-8	2-4	2-4
2016	7-5	5-1	2-4
2017	4-8	2-4	2-4
2018	5-7	2-4	3-3
2019	-	-	-
	53-79 (.402)	32-34 (.485)	21-45 (.318)

ABOUT

2021 NATURALS

HISTORY

RECORDS

OPPONENTS

INFORMATION

SPRINGFIELD CARDINALS

DOUBLE-A AFFILIATE OF THE ST. LOUIS CARDINALS (SINCE 2005)

Hammons Field
955 East Trafficway
Springfield, Missouri 65802

Phone: (417) 863-0395
www.springfieldcardinals.com | @SPG_Cardinals
Ownership: St. Louis Cardinals



TEAM INFORMATION

Years in League	2005 - Present
Ballpark	Hammons Field (2005)
Capacity	6,750
Dimensions	LF - 315, LCF - 371, CF - 400, RCF - 372, RF - 330
League Championships	1 (2012)
2019 Attendance	328,218 (4,757 Average / 4th of 8 in Texas League)
2019 Record	30-40 Overall (3rd, Texas League North)

Vice President & General Manager	Dan Reiter
Vice President of Baseball & Business Operations	Scott Smulczynski
Director of Market Development	Brad Beattie
Manager of Premium Sales & Marketing	Zack Pemberton
Manager of Ticket Sales	Eric Tomb
Senior Community Marketing Coordinator	Garrison Pendergrass
Senior Marketing & Event Coordinator	Regina Norris
Director of Ticket Operations	Angela Deke
Manager of Production	Kent Shelton
Vice President of Stadium Operations	Aaron Lowrey
Director of Field Operations	Brock Phipps
Media Relations Contact	Andrew Buchbinder

Manager	Jose Leger (7)
Hitting Coach	Tyger Pederson (5)
Pitching Coach	Darwin Marrero (36)

NATURALS VS. CARDINALS IN 2021 (24 GAMES)

May 18 @ SPR	6:35pm
May 19 @ SPR	6:35pm
May 20 @ SPR	7:05pm
May 21 @ SPR	7:05pm
May 22 @ SPR	6:05pm
May 23 @ SPR	1:35pm
June 29 @ SPR	6:35pm
June 30 @ SPR	6:35pm
July 1 @ SPR	7:05pm
July 2 @ SPR	7:05pm
July 3 @ SPR	6:35pm
July 4 @ SPR	6:05pm
Aug. 24 vs. SPR	7:05pm
Aug. 25 vs. SPR	7:05pm
Aug. 26 vs. SPR	7:05pm
Aug. 27 vs. SPR	7:05pm
Aug. 28 vs. SPR	6:05pm
Aug. 29 vs. SPR	2:05pm
Sep. 14 vs. SPR	7:05pm
Sep. 15 vs. SPR	7:05pm
Sep. 16 vs. SPR	7:05pm
Sep. 17 vs. SPR	7:05pm
Sep. 18 vs. SPR	6:05pm
Sep. 19 vs. SPR	2:05pm

BROADCAST INFORMATION

Radio Announcer: Andrew Buchbinder
(Broadcaster & Public Relations Manager)
No. of Games Broadcast: Home-60; Away-60
Flagship Station: JOCK 98.7-FM

VISITING TEAM HOTEL INFORMATION

The University Plaza
333 John Q. Hammons Parkway
Springfield, Missouri | (417) 831-5893

NATURALS VS. CARDINALS HEAD-TO-HEAD

YEAR	OVERALL	IN SPRINGDALE	IN SPRINGFIELD
2008	19-13	11-5	8-8
2009	18-14	9-7	9-7
2010	16-16	8-7	8-9
2011	18-14	9-7	3-13
2012	14-18	11-5	9-7
2013	18-14	9-7	2-4
2014	15-17	7-9	8-8
2015	20-12	13-3	7-9
2016	14-18	9-7	5-11
2017	12-20	9-7	3-13
2018	16-16	11-5	4-11
2019	17-13	13-2	4-11
187-185 (.516)		126-70 (.643)	78-114 (.406)

ABOUT

2021 NATURALS

HISTORY

RECORDS

OPPONENTS

INFORMATION

TULSA DRILLERS

DOUBLE-A AFFILIATE OF THE LOS ANGELES DODGERS (SINCE 2015)

ONEOK Field
120 N. Elgin St.
Tulsa, Oklahoma 74120

Phone: (918) 744-5998
www.tulsadrillers.com | @TulsaDrillers
Ownership: Dale & Jeff Hubbard



TEAM INFORMATION

Years in League	1933-42, 1946 - 65, 1977 - Present
Ballpark	ONEOK Field (2010)
Capacity	7,833
Dimensions	LF - 330, LCF - 381, CF - 400, RCF - 371, RF - 307
League Championships	9 (1936, '49, '60, '62, '63, 82, '88, '98, 2018)
2019 Attendance	374,503 (5,507 Average / 3rd of 8 in Texas League)
2019 Record	78-61 Overall (2nd, Texas League North / 2nd Half Champions)

Co-Chairman	Dale Hubbard
Co-Chairman	Jeff Hubbard
President & General Manager	Mike Melega
Executive Vice President & Assistant General Manager	Jason George
Vice President, Operations	Mark Hilliard
Vice President, Media & Public Relations	Brian Carroll
Vice President, Marketing	Justin Gorski
Director, Ticket Operations	Joanna Hubbard
Director, Business Strategy	Mike Storzyszyn
Stadium Operations Manager	Marshall Schellhardt
Media Relations Contact	Brian Carroll

Manager	Scott Hennessey (46)
Hitting Coach	Brett Pill (6)
Pitching Coach	Dave Borkowski (36)
Coach	Chris Gutierrez (5)

NATURALS VS. DRILLERS IN 2021 (24 GAMES)

May 11 vs. TUL	7:05pm
May 12 vs. TUL	7:05pm
May 13 vs. TUL	7:05pm
May 14 vs. TUL	7:05pm
May 15 vs. TUL	6:05pm
May 16 vs. TUL	2:05pm
June 1 vs. TUL	7:05pm
June 2 vs. TUL	7:05pm
June 3 vs. TUL	7:05pm
June 4 vs. TUL	7:05pm
June 5 vs. TUL	6:05pm
June 6 vs. TUL	2:05pm
July 20 @ TUL	7:05pm
July 21 @ TUL	7:05pm
July 22 @ TUL	7:05pm
July 23 @ TUL	7:05pm
July 24 @ TUL	7:05pm
July 25 @ TUL	1:05pm
Aug. 17 @ TUL	7:05pm
Aug. 18 @ TUL	7:05pm
Aug. 19 @ TUL	7:05pm
Aug. 20 @ TUL	7:05pm
Aug. 21 @ TUL	7:05pm
Aug. 22 @ TUL	1:05pm

BROADCAST INFORMATION

Radio Announcer: Dennis Higgins
No. of Games Broadcast: Home-60; Away-70
Flagship Station: KTBZ 1430-AM

VISITING TEAM HOTEL INFORMATION

The Marriott Southern Hills
1902 E. 71st Street
Tulsa, Oklahoma | (918) 493-7000

NATURALS VS. DRILLERS HEAD-TO-HEAD

YEAR	OVERALL	IN SPRINGDALE	IN TULSA
2008	15-13	7-7	8-6
2009	13-15	7-7	6-8
2010	18-10	11-3	7-7
2011	15-13	7-7	8-6
2012	13-15	7-7	6-8
2013	13-19	8-8	5-11
2014	11-21	4-12	7-9
2015	15-17	9-7	6-10
2016	17-15	10-6	7-9
2017	18-14	8-8	10-6
2018	13-19	9-7	4-12
2019	12-14	8-6	4-8
173-185 (.483)		95-85 (.528)	78-100 (.438)

WICHITA WIND SURGE

DOUBLE-A AFFILIATE OF THE MINNESOTA TWINS (SINCE 2021)

Riverfront Stadium
275 S. McLean Blvd
Wichita, Kansas, 67213

Phone: (316) 221-8000
www.windsurge.com | @WindSurgeICT
Ownership: Wichita Baseball LLC



TEAM INFORMATION

Years in League	2021 - Present
Ballpark	Riverfront Stadium (2021)
Capacity	10,025
Dimensions	LF - 340, CF - 400, RF - 325
League Championships	0
2019 Attendance	N/A
2019 Record	N/A

General Partner	Jane Schwechheimer
General Partner	Dan Carney
Partner/CEO.....	Jordan Kobritz
General Partner/CFO.....	Matt White
Director of Sales.....	Brian Turner
Director of Marketing & Community Engagement.....	Katie Woods
Sr. Manager - Fan Experience.....	Bob Moullette
Director of Food and Beverage.....	Randy Robinson
Head Groundskeeper.....	Ben Hartman
Media Relations Contact.....	Tim Grubbs

Manager.....	Ramon Borrego
Hitting Coach.....	Ryan Smith
Pitching Coach.....	Luis Ramirez
Coach.....	Virgil Vasquez
Catching Coach.....	Joe Mangiameli

NATURALS VS. WIND SURGE IN 2021 (18 GAMES)

July 6 @ WCH.....	7:05pm
July 7 @ WCH.....	7:05pm
July 8 @ WCH.....	7:05pm
July 9 @ WCH.....	7:05pm
July 10 @ WCH.....	6:05pm
July 11 @ WCH.....	1:05pm
July 27 vs. WCH.....	7:05pm
July 28 vs. WCH.....	7:05pm
July 29 vs. WCH.....	7:05pm
July 30 vs. WCH.....	7:05pm
July 31 vs. WCH.....	6:05pm
Aug. 1 vs. WCH.....	2:05pm
Sept. 7 @ WCH.....	7:05pm
Sept. 8 @ WCH.....	7:05pm
Sept. 9 @ WCH.....	7:05pm
Sept. 10 @ WCH.....	7:05pm
Sept. 11 @ WCH.....	6:05pm
Sept. 12 @ WCH.....	2:05pm

BROADCAST INFORMATION

Radio Announcer: Tim Grubbs

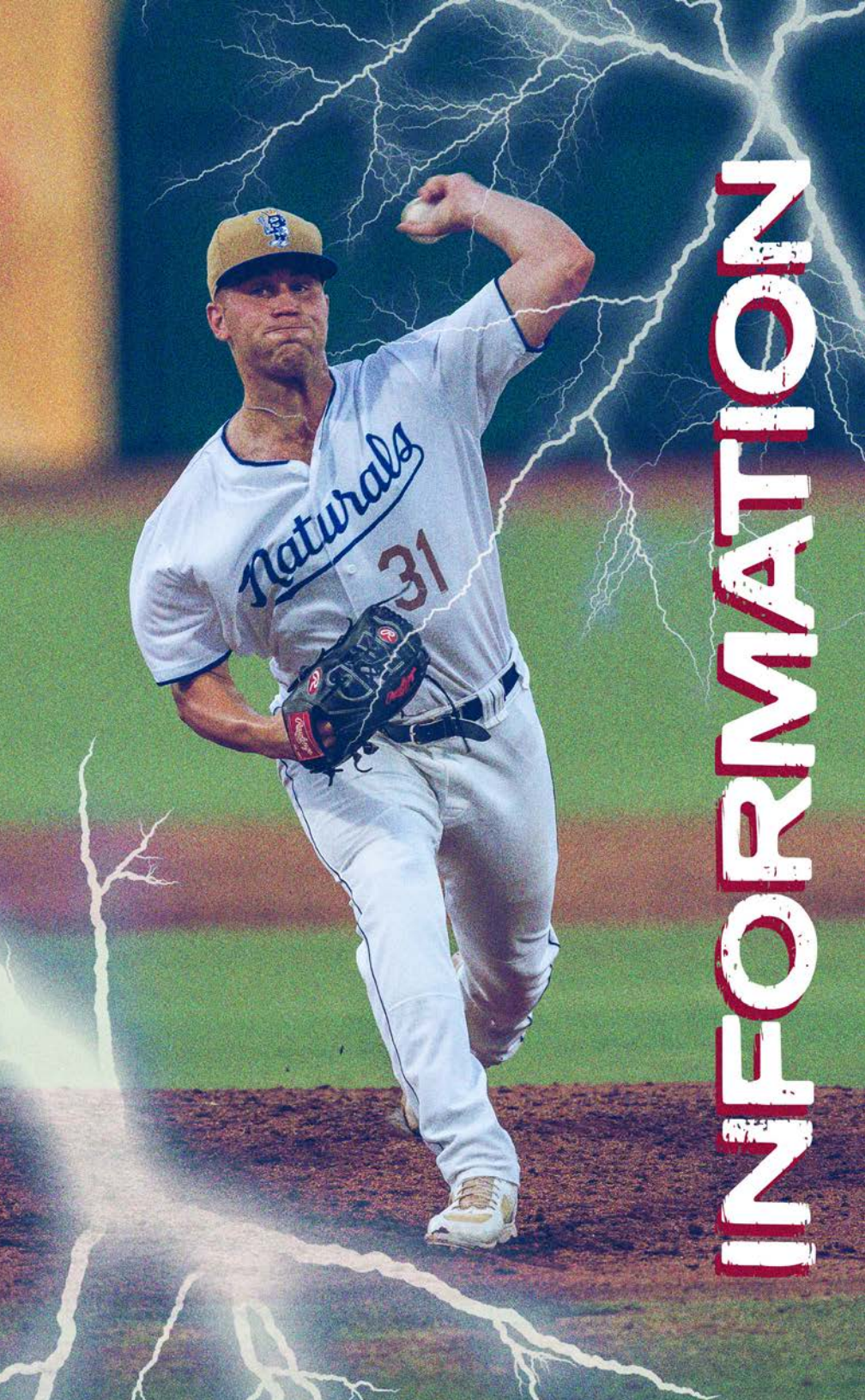
(Director of Broadcasting & Team Travel)

No. of Games Broadcast: Home-60; Away-60

Flagship Station: Sports Radio KGSO, 1410 AM/93.9 FM

NATURALS VS. WIND SURGE HEAD-TO-HEAD

YEAR	OVERALL	IN SPRINGDALE	IN WICHITA
2021	-	-	-



INFORMATION

ROYALS MINOR LEAGUE AFFILIATES

ABOUT

2021 NATURALS

HISTORY

RECORDS

OPPONENTS

INFORMATION



Manager: Mike Matheny
Hitting Coach: Terry Bradshaw
Pitching Coach: Cal Eldred
Bench Coach: Pedro Grifol



Manager: Brian Poldberg
Hitting Coach: Brian Buchanan
Pitching Coach: Dane Johnson



Manager: Chris Widger
Hitting Coach: Andy LaRoche
Pitching Coach: Steve Luebber
Bench Coach: Mike Jirschele



Manager: Brooks Conrad
Hitting Coach: Carlos Martinez
Pitching Coach: Jesus Azuaje
Bench Coach: Glen Hubbard

KANSAS CITY ROYALS

MLB (AMERICAN LEAGUE, CENTRAL DIVISION)

Senior VP-Baseball Operations/GM: Dayton Moore

Media Relations Contact: Mike Cummings

Kauffman Stadium (37,903)

1 Royal Way • Kansas City, Missouri 64129

(816) 921-8000 • www.royals.com

2020: 26-34 (4th, American League Central)

World Series Titles: 2 (1985, 2015)

American League Titles: 4 (1980, 1985, 2014, 2015)

Division Titles: 7 (1976, 1977, 1978, 1980, 1984, 1985, 2015)

Wild Card Berths: 1 (2014)

OMAHA STORM CHASERS

AAA (TRIPLE-A EAST, MIDWEST DIVISION)

President: Martie J. Cordaro

Vice President/General Manager: Laurie Schlender

Media Relations Contact: Jake Eisenberg

Werner Park (9,023)

12356 Ballpark Way • Papillion, Nebraska 68046

(402) 738-5100 • www.omahastormchasers.com

First Year: 1969

Affiliation: Since 1969

2019: 59-80 (4th, Pacific Coast League, American Northern Division)

League Titles: 7 (1969, 1970, 1978, 1990, 2011, 2013, 2014)

QUAD CITIES RIVER BANDITS

A+ (HIGH-A CENTRAL, WEST DIVISION)

President: Dave Heller

General Manager: Joe Kubly

Media Relations Contact: Kyle Kercheval

Modern Woodmen Park (4,024)

209 South Gaines Street, Davenport Iowa, 52802

(563)-324-3000 • www.RiverBandits.com

First Year: 1901

Affiliation: Since 2021

2019: 79-57 (2nd, Midwest League, Western Division)

League Titles: 11 (1914, '33, '36, '49, '68, '71, '79, '90, '11, '13, '17)

COLUMBIA FIREFLIES

A- (LOW-A EAST, SOUTH DIVISION)

President: John Katz

Executive Vice President: Brad Shank

Media Relations Contact: John Kocsis Jr.

Segra Park (9,077)

1640 Freed Street, Columbia, South Carolina, 2901

(563)-324-3000 • www.RiverBandits.com

First Year: 2016

Affiliation: Since 2021

2019: 52-84 (7th, South Atlantic League, Southern Division)

League Titles: 0

TRANSACTION TERMINOLOGY

Active List: The roster of players eligible to participate in a game.

- AAA: 28 players from opening day through the end of the championship season
- AA: 28 players from opening day through the end of the championship season
- A: 30 players from opening day through the end of the championship season

Reserve List: The roster of players eligible for placement on the Active List

- AAA: 38 players • Class AA: 37 players • Class A: 35 players (all levels)

Championship Season: The regular season of games, not including any post-season playoffs.

Contract Voided: A player's contract is terminated under provisions described in the contract. A player whose contract is voided becomes a free agent and may sign with any Club.

Designated For Assignment (DFA): A player (on a major league contract) is immediately removed from the 40-man roster. This allows the team time to decide what to do with the player while freeing up a roster spot for another transaction, if needed. Once a player is designated for assignment, the team has ten days to do one of the following things: the player can be traded, the player can be released, or the player can be put on waivers and, provided he clears, be sent outright to the minors.

Injured List (IL): An injured player may be placed on this list during the championship season only and must remain on the DL for a minimum period of seven days before the player can be reinstated to the Active List. A player on the Disabled List does not count against a Club's Active List limits, but does count against a Club's Reserve List limits.

Disqualified List: A player who violates a player contract or reservation may be placed on this list. There is no minimum number of days the player must remain on the Disqualified List before the player can be reinstated to the Active List. A player on the Disqualified List does not count against a Club's Active List limits or its Reserve List limits.

Emergency Disabled List: An injured Minor League Player may be placed on this list during the championship season only. A player on the Emergency Disabled List must remain on the list for a minimum period of 60 days or until the end of the championship season (whichever is earlier) before the player can be reinstated to the Active List. A player on the Emergency Disabled List does not count against a Club's Active List limits or its Reserve List limits.

Free Agent: A Minor League player is a free agent, able to sign with any club, when the term of the player's Minor League contract has expired. If the player has not re-signed with the same club, the player becomes a Minor League free agent on October 15 at 5:00 p.m. (ET).

Ineligible List: A player found to have committed misconduct may be placed on this list. There is no minimum number of days the player must remain on the Ineligible List before the player can be reinstated to the Active List. A player on the Ineligible List does not count against a Club's Active List limits or its Reserve List limits.

Loan: A Minor League player's contract may be loaned from one organization to another, so long as the new club is also under the jurisdiction of the Commissioner of Baseball. The assignor club retains contractual rights to the player. The player must be returned to the assignor club at the end of the championship season. Loans of players are most commonly made to Mexican League Clubs.

Outright Assignment: A player who is traded from one Major League organization to another is assigned outright. The assignor club transfers all contractual rights regarding the player to the assignee club.

"Outrighted to the minors": A player who is outrighted to a minor league club is removed from the 40-man roster but is still paid according to the terms of his guaranteed contract. A player can only be outrighted once in his career without his consent.

Rehabilitation Assignment: A Minor League Player on either the Disabled List or Emergency Disabled List may be sent to a Short-Season A or Rookie classification Minor League Club to play on a rehabilitation assignment, while the player remains on the Disabled List or Emergency Disabled List of the player's original club. A rehabilitation assignment may not exceed 20 days for non-pitchers or 30 days for pitchers. A player on a Minor League rehabilitation assignment does not count against the Active List or Reserve List limits of the Club for which the player is playing on the rehabilitation assignment.

Release: A player's contract is terminated and the player becomes a free agent.

TRANSACTION TERMINOLOGY

ABOUT

2021 NATURALS

HISTORY

RECORDS

OPPONENTS

INFORMATION

Restricted List: A player who fails to report or fails to sign a contract with the club to which the player is reserved may be placed on the Restricted List. There is no minimum number of days the player must remain on the Restricted List before the player can be reinstated to the Active List. A player on the Restricted List does not count against a club's active List limits or its Reserve List limits.

Return: The act of moving a loaned player's contract back to the Minor League Club that loaned the player. All players who have been loaned must be returned no later than September 30.

Rule 5 draft (Major League): If a player not on a 40-man roster has spent four years with a minor-league contract originally signed when 19 or older or five years when signed before the age of 19, he is eligible to be chosen by any team in the Rule 5 Draft during the offseason for a price of \$50,000. No team is required to choose a player in the draft, but many do. If chosen, the player must be kept on the selecting team's 25-man major league roster for the entire season after the draft—he may not be optioned or designated to the minors. The selecting team may, at any time, waive the Rule 5 draftee, such as when they no longer wish to keep him on their major league roster. If a Rule 5 draftee clears waivers, he must be offered back to the original team for \$25,000, effectively canceling the Rule 5 Draft choice. Once a Rule 5 draftee spends an entire season on his new team's 25-man roster, his status reverts to normal and he may be optioned or designated for assignment. To prevent the abuse of the Rule 5 draft, the rule also states that the draftee must be active for at least 90 days. Any player chosen in the rule 5 draft may be traded to any team while under the rule 5 restrictions, but the restrictions transfer to the new team—if the new team does not want to keep the player on their 25-man roster for the season, he must be offered back to the team he was on when he was chosen in the draft.

Rule 5 Draft (Minor League): There are Triple-A and Double-A segments of the Rule 5 draft, with price tags of \$12,000 and \$4,000 respectively. Minor league players not protected on the reserve lists at the Double-A and Class A levels are subject to selection. Minor league Rule 5 picks do not have to stay on a specific roster the following season, and do not ever have to be offered back their original teams.

Suspended List: A player may be placed on the Suspended List for misconduct or rule or contract violations. There is no minimum amount of days the player must be on the Suspended List before the player can be reinstated to the Active List. A player on the Suspended List does not count against a Club's Active List limits, but the player does count against its Reserve List limits.

Temporarily Inactive List: A player with an excused absence to perform personal obligations is placed on this list. The player must be on the Temporarily Inactive List for a minimum of three days before the player can be reinstated to the Active List. A player on the Temporarily Inactive List does not count against a Club's Active List limits, but does count against its Reserve List limits.

Transfer: Minor League Player is moved from one Minor League Club to another within the same Major League organization.

Voluntary Retired: A player who wishes to retire is placed on this list. The player may not be reinstated until the player has missed 60 playing days of the championship season.

Veterans' Consent: If a player has 5 years of major-league service, he may not be assigned to a minor-league team without his consent, regardless of whether he has already been outrighted once, even if he clears waivers. If the player withholds consent, the team must either release him or keep him on the major league roster. In either case, the player must continue to be paid under the terms of his contract. If he is released and signs with a new team, his previous team must pay the difference in salary between the two contracts if the previous contract called for a greater salary.

Waivers: If a player placed on major league waivers is not claimed by another team within two business days after waivers have been requested, then the player has "cleared waivers" and the team has secured waivers for the remainder of the waiver period. The team can do one of three things:

1. Send him to the minors; or
2. Trade the player to another team; even if the trading deadline has passed; or
3. Do nothing at all

NOTE: Any trade involving 40-man roster players (July 31 through the end of the regular season) may only involve players who have declared major league waivers. If a player does not clear waivers (claimed by another team or teams), the club requesting waivers may withdraw the waiver request. If the club does not withdraw the waiver request, the player's contract is assigned as follows:

- If only one claim is entered, the player's contract is assigned to that club
- If more than one club in the same league makes claim, the club currently lower in the standings is awarded the player

If clubs in both leagues claim the player, preference shall always go to the club in the same league as the club

MEDICAL TERMS

Abrasion: Any injury which rubs off the surface of the skin.

AC Joint: Acromioclavicular joint; joint of the shoulder where acromion process of the scapula and the distal end of the clavicle meet; most shoulder separations occur at this point.

Anterior: In front of; the front surface of.

Anterior Cruciate Ligament (ACL): A primary stabilizing ligament within the center of the knee joint that prevents hyper extension and excessive rotation of the joint. A complete tear of the ACL necessitating reconstruction could require up to 12 months of rehabilitation.

Arthroscopy: A surgical examination of the internal structures of a joint by means of viewing through an arthroscope. An arthroscopic procedure can be used to remove or repair damaged tissue or as a diagnostic procedure in order to inspect the extent of any damage or confirm a diagnosis.

Bruise: A discoloration of the skin due to an extravasation of blood into the underlying tissues.

Cartilage: Smooth, slippery substance preventing two ends of bones from rubbing together and grating.

Charley Horse: A contusion or bruise to any muscle resulting in intramuscular bleeding. No other injury should be called a Charley Horse.

Collateral Ligament: On either side of, and acting as a radius of movement of, a hinge joint, as of the elbow, knee and wrist.

Concussion: Jarring injury of the brain resulting in dysfunction. It can be graded as mild, moderate or severe depending on loss of consciousness, amnesia and loss of equilibrium.

Contusion: An injury to a muscle and tissues caused by a blow from a blunt object.

Deltoid Muscle: Muscles at top of the arm, just below the shoulder, responsible for shoulder motions to the front, side and back.

Dislocation: Complete displacement of joint surfaces.

Fracture: Breach in continuity of a bone. Types of fractures include simple, compound, comminuted, greenstick, incomplete, impacted, longitudinal, oblique, stress or transverse.

Grade One Injury: A mild injury in which ligament, tendon, or other musculoskeletal tissue may have been stretched or contused, but not torn or otherwise disrupted.

Grade Two Injury: A moderate injury when musculoskeletal tissue had been partially, but not totally torn which causes appreciable limitation in function of the injured tissue.

Grade Three Injury: A severe injury in which tissue has been significantly, and in some cases totally, torn or otherwise disrupted causing a virtual total loss of function.

Hamstring: Category of muscle that runs from the buttocks to the knee along the back of the thigh. It functions to flex the knee, and is oft times injured as a result of improper conditioning or lack of muscle flexibility.

Lateral Collateral Ligament (LCL): Ligament of the knee along the lateral aspect that connects the femur to the fibula. It provides lateral stability to the joint.

Ligament: Band of fibrous tissue that connects bone to bone or bone to cartilage and supports and strengthens joints.

Magnetic Resonance Imaging (MRI): Imaging procedure in which a radio frequency pulse causes certain electrical elements of the injured tissue to react to this pulse and through this process a computer display and permanent film establish a visual image. MRI does not require radiation and is very useful in the diagnosis of soft tissue, disc and meniscus injuries.

Medial: To the inside of the body.

MEDICAL TERMS

Medial Collateral Ligament (MCL): Ligament of knee along the medial aspect that connects the femur to the joint.

Posterior: At the back part, or rear of the body.

Posterior Cruciate Ligament (PCL): A primary stabilizing ligament of the knee that provides significant stability and prevents displacement of the tibia backward within the knee joint. A complete tear of this ligament necessitating reconstruction could require up to 12 months of rehabilitation.

Proximal: Near the source, nearest any point being described. The elbow is proximal to the hand.

Quadriceps "Quads": A group of four muscles of the front thigh that run from the hip and form a common tendon at the patella; they are responsible for knee extension.

Radiography: Taking of x-rays.

Reconstruction: Surgical rebuilding of a joint using natural, artificial or transplanted materials.

Rotator Cuff: Comprised of three muscles in the shoulder area that can be irritated by overuse. The muscles are the supraspinatus (most commonly injured), infraspinatus, teres minor and subscapularis.

Rotator Cuff Impingement Syndrome: A microtrauma or overuse injury caused by stress. The four stages are: 1) tendentious with temporary thickening of the bursa and rotator cuff, 2) fiber dissociation in the tendon with permanent thickening of the bursa and scar formation, 3) a partial rotator cuff tear of less than 1 cm, and 4) a complete tear of 1 cm or more.

Sprain: Injury resulting from the stretch or twist of the joint and causes various degrees of stretch or tear of a ligament or other soft tissue at the joint.

Strain: Injury resulting from a pull or torsion to the muscle or tendon that causes various degrees of stretch or tear to the muscle or tendon tissue.

Stress Fracture: A hair-line type of break in a bone caused by overuse.

Tendinitis: Inflammation of the tendon and/or tendon sheath, caused by chronic overuse or sudden injury.

Tendon: Tissue that connects muscle to bone.

Ulnar Collateral Ligament (UCL): A band or sheet of fibrous tissue connecting two or more bones, cartilages or other structures, or serving as support for fasciae or muscles; located on the inside of the elbow. (Ligament that was replaced or repaired for the "Tommy John" surgery.)

Ultrasound: An electrical modality that transmits a sound wave through an applicator into the skin to the soft tissue in order to heat the local area for relaxing the injured tissue and/or disperse edema.

Wind Knocked Out: Syndrome describing a contraction of the abdominal nerve trunk, the solar plexus, as a result of an abdominal contusion.

TERMS OF INTEREST

Consecutive-Game Hitting Streaks: A consecutive-game hitting streak shall not be terminated if all the player's plate appearances (one or more) result in base on balls, hit batsman, defensive interference or sacrifice bunt. The streak shall terminate if the player has a sacrifice fly and no hit.

Consecutive-Game Playing Streak: A consecutive-game streak shall be extended if the player plays one-half inning on defense, or if he completes a time at bat by reaching base or being put out. A pinch-running appearance only, shall not extend the streak. If an umpire ejects a player from a game before he can comply with the requirements of this rule, his streak shall continue.

Determining Batting Average: Divide the number of hits by the number of official at-bats.

Determining Earned Run Average: Multiply the number of earned runs by nine; take the number and divide it by the number of innings pitched.

Determining Fielding Average: Divide the total putouts and assists by the total of putouts, assists and errors.

Determining the Magic Number: Determine the number of games yet to be played, add one, and then subtract the number of games ahead in the loss column of the standings from the closest opponent.

Determining On-Base Percentage: Add the total number of hits, walks and hit by pitches and divide by the total number of at-bats, walks, hit by pitches and sacrifice flies.

Determining Percentage of Games Won and Lost: Divide the number of games won by the total games won and lost.

Determining Slugging Percentage: Divide the total bases of all safe hits by the total times at bat (at-bats do not include walks, sacrifices, hit by pitcher, or times awarded first base because of interference or obstruction)

Earned Run Rule: The determination of an earned run is as follows: An earned run is a run for which the pitcher is held accountable. In determining earned runs, the inning should be reconstructed without the errors and passed balls; and the benefit of doubt should always be given to the pitcher in determining which bases would have been reached with errorless play. Until 1969, the reliever could not be charged with an earned run if he entered the game after the side could have been retired but for an error, no matter how many runs he subsequently gave up in that inning. Now, runs scored by batters who reach base off the reliever are charged as earned on that pitcher's record. They are not, however, shared as earned against the team as a whole. Therefore, a discrepancy may occur between the total earned runs charged against a team and the sum total of the earned runs charged against in the individual pitchers of that team.

Save Rule: A pitcher shall be credited with a save when he meets all three of the following condition:

1. He is the finishing pitcher in a game won by his club, and
2. He is not the winning pitcher, and
3. He qualifies under one of the following conditions:
 - a. He enters the game with a lead of no more than three runs and pitch for at least one inning,
 - b. He enters the game regardless of the count, with the potential tying run either on base, at-bat, or on deck (that is, the potential tying run is either already on base or is one of the two first batsmen he faces), or
 - c. He pitches effectively for at least three innings.

Winning Pitcher: The starting pitcher will be credited with the win only if the pitcher has pitched at least five complete innings and his team not only is in the lead when he is replaced, but remains in the lead for the remainder of the game. EXCEPTION: The "must-pitch-five-complete" rule in respect to the starting pitcher shall be in effect for all games of six or more innings. In a five-inning game, credit the starting pitcher with a game won only if he has pitched at least four complete innings and his team not only is in the lead when he is replaced, but remains in the lead the remainder of the game. When the starting pitcher does not meet the preceding criteria and more than one relief pitcher is used, the victory shall be awarded on the following basis:

1. When, during the tenure of the starting pitcher, the winning team assumes the lead and maintains it to the finish of the game, credit the victory to the relief pitcher judged by the official scorer to have been the most effective.
2. Whenever the score is tied, the game becomes a new contest insofar as the winning and losing pitcher is concerned.

TERMS OF INTEREST

3. Once the opposing team assumes the lead, all pitchers who have pitched up to that point are excluded from being credited with the victory except the current pitcher.
4. The winning relief pitcher shall be the one who is the pitcher of record when his team assumes the lead and maintains it to the finish of the game.

EXCEPTION: Do not credit a victory to a relief pitcher who is ineffective in a brief appearance, when a succeeding relief pitcher pitches effectively in helping his team maintain the lead. In such cases, credit the succeeding relief pitcher with the victory.

ARVEST BALLPARK GROUND RULES

1. Ball is in play behind home plate except when it goes into the dugout.
2. A batted ball that clears the top of the padded fence is a home run.
3. A batted ball that hits the railing above the padded fence and returns to the park is a home run.
4. A ball that enters an opening in the tarp, goes between the tarp and the wall or sticks under the tarp is dead.
5. All eventualities and situations not expressly provided for above Ground Rules will be controlled by the Official Baseball Rules. No ground rules shall be in conflict with the Official Rules.



NOTES

ABOUT


2021 NATURALS

HISTORY

RECORDS

OPPONENTS

INFORMATION

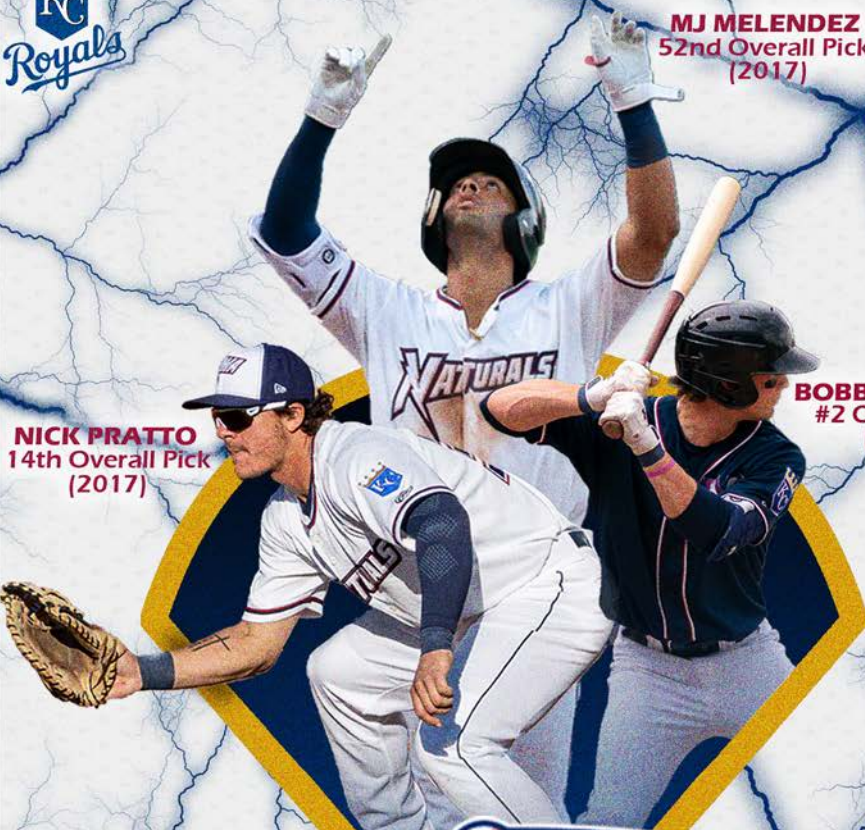




MJ MELENDEZ
52nd Overall Pick
(2017)

NICK PRATTO
14th Overall Pick
(2017)

BOBBY WITT JR.
#2 Overall Pick
(2019)



2021 NORTHWEST ARKANSAS NATURALS MEDIA GUIDE