



GAME NOTES

NORTHWEST ARKANSAS NATURALS

3000 GENE GEORGE BLVD • SPRINGDALE, AR 72762 • PH: 479.927.4900 • FAX: 479.756.8088

WWW.NWANATURALS.COM f /NATURALS @NWANATURALS

NORTHWEST ARKANSAS NATURALS (20-21) @ MIDLAND ROCKHOUNDS (20-22)

RHP Will Klein (0-0, 21.00 ERA) @ RHP Ty Damron (1-2, 5.87 ERA)

Friday, May 27th, 2022 • 7:00 PM • Momentum Bank Ballpark • Midland, Texas

Game 42 of 137 • Road Game 25 of 69 • Road Record: 13-11 • Night Game Record: 15-18 • South Division Record: 9-6

Streak: L1 • Last 5: 4-1 • Last 10: 4-6 • Home Record: 7-10 • Day Game Record: 5-3 • North Division Record: 11-15

Listen: www.milb.com/northwest-arkansas/fans/audio-listen-live • Watch: MiLB.tv



UPCOMING GAMES & PITCHING PROBABLES

Saturday, May 28, 2022
Sunday, May 29, 2022
Tuesday, May 31, 2022

@ Midland
@ Midland
VS. CORPUS CHRISTI

7:00 p.m. CT
2:00 p.m. CT
7:05 p.m. CT

LHP Anthony Veneziano (1-4, 8.33 ERA) @ RHP Colin Peluse (5-1, 5.59 ERA)
LHP Angel Zerpa (1-3, 4.85 ERA) @ RHP Matt Milburn (2-3, 7.81 ERA)
TBD vs. TBD

BY THE NUMBERS

(UNDERLINE INDICATES MiLB LEADER) (BOLD INDICATES DOUBLE-A LEADER) (ITALICS INDICATES DOUBLE-A WORST)

<u>.269</u> (3rd)	AVG	>	<u>.274</u> (2nd)	5.12 (5th)	ERA	5.95 (8th)
255 (2nd)	R	<	245 (3rd)	1.50 (6th)	WHIP	1.65 (9th)
384 (3rd)	H	>	396 (2nd)	.254 (6th)	AVG	.293 (9th)
46 (7th)	HR	>	47 (15th)	362.1 (17th)	IP	367.1 (3rd)
168 (8th)	BB	>	172 (7th)	352 (6th)	H	428 (9th)
367 (6th)	K	<	377 (17th)	223 (4th)	R	284 (10th)
59 (3rd)	SB	<	27 (9th)	44 (4th)	HR	55 (9th)
349 (17th)	OBP	>	359 (3rd)	190 (7th)	BB	177 (4th)
.431 (5th)	SLG	>	.440 (4th)	367 (7th)	K	344 (9th)
.780 (5th)	OPS	>	.799 (4th)	2 (13rd)	SHO	2 (13rd)

SERIES HISTORY

NWA ALL-TIME vs. RockHounds 61-88 (.409)
NWA ALL-TIME in Springdale 38-36 (.514)
NWA ALL-TIME in Midland 23-52 (.307)

2022 vs. RockHounds 2-1 (.667)
2022 in Springdale
2022 in Midland 2-1 (.667)

DATE	H/R	SCORE	WIN	LOSS	SAVE
5/24/22	R	W, 8-5	Y. Del Rosario	D. Leal	Z. Willeman
5/25/22	R	W, 11-3	A. Marsh	R. Cusick	-
5/26/22	R	L, 2-1 (10)	G. Action	Z. Phillips	-
5/27/22	R				
5/28/22	R				
5/29/22	R				

NATURALS PR DEPARTMENT • NATURALS@GMAIL.COM

Dustin Dethlefs – Director, Marketing & PR – dustin@nwanaturals.com
Nicholas Badders – Broadcaster/Media Relations/Baseball Ops – nicholas@nwanaturals.com
Adam Annaratone – Creative Services Coordinator – adam@nwanaturals.com
Kelsey Chanler – Marketing and Creative Services Assistant – kelsey@nwanaturals.com



EST. 1888

YESTERDAY'S GAME

	1	2	3	4	5	6	7	8	9	10	R	H	E	LO
NW Arkansas	0	0	0	0	1	0	0	0	0	0	1	7	0	11
Midland	0	0	0	0	0	0	0	1	0	1	2	3	2	4

Win: Garrett Action (1-2)

Loss: Zack Phillips (1-1)

Save: None

MIDLAND, TX – Despite another strong start from **Drew Parrish**, as the left-hander pitched 6.0 scoreless innings, the Northwest Arkansas Naturals could only offer one run of support, as the Midland RockHounds forced extra innings, then walked off in the 10th inning, as the Naturals fell 2-1, the team's fourth extra-inning loss in as many games and 10th one-run loss this year.

- Parrish retired the first 11 batters he faced, including four on strikeouts, and only allowed one hit and one walk across 6.0 scoreless frames, throwing exactly 90 pitches. It was his fourth outing of six innings or more this season, all four being scoreless starts. He's thrown four of the Naturals' five quality starts this year.
- NW Arkansas was set down eight in a row to begin the game, then finally broke through in the fifth inning, as **Ryan Grotjohn** drew his first of two walks in the game, then scored on a sacrifice fly from **Maikel Garcia**.
- Right fielder **Tucker Bradley** went 3-for-4 in the game with a double, stranded on third base to end the fifth inning. The Naturals stranded runners on third base in three of four innings, leaving **Robbie Glendinning** 90 feet away in the sixth after a one-out double, then they left the bases loaded in the eighth inning.
- Stephen Woods Jr.** followed Parrish and threw a 1-2-3 seventh inning, but struggled with control in the eighth and walked the first two batters and was relieved by **Zach Willeman**.
- The first of the two walks came around to score, as Willeman loaded the bases and induced a double play ball that scored the tying run. He pitched a 1-2-3 ninth inning, with a pair of strikeouts to force extra, but the Naturals left two runners on and could not push ahead in the 10th inning.
- Zack Phillips** got two quick outs in the bottom of the 10th, but a single from Shane Sleman deep into the right-center field gap scored the placed runner, Logan Davidson, as the RockHounds walked off.

NATURALS HITTING LEADERS

GAMES Maikel Garcia (40)
AT-BATS Michael Massey (160)
RUNS Maikel Garcia (33)
HITS Michael Massey (51)
TOTAL BASES Michael Massey (87)
DOUBLES Michael Massey (12)
TRIPLES Tucker Bradley (3)
HOME RUNS Michael Massey (8)
RUNS BATTED IN **Michael Massey (41)**
WALKS Maikel Garcia (29)
STRIKEOUTS Seuly Matias (52)
STOLEN BASES Maikel Garcia (15)
BATTING AVERAGE Tucker Bradley (.330)
ON-BASE % Logan Porter (.443)
SLUGGING % Michael Massey (.544)
OPS Tucker Bradley (.938)

NATURALS PITCHING LEADERS

WINS Drew Parrish (4)
LOSSES Anthony Veneziano (4)
ERA Drew Parrish (1.63)
GAMES Zach Willeman (16)
STARTS **T^ Drew Parrish (9)**
COMPLETE GAMES
GAMES FINISHED Zach Willeman (12)
SAVES Andres Sotillet (2)
INNINGS *** Drew Parrish (49.2)**
HITS Angel Zerpa (38)
RUNS Anthony Veneziano (25)
EARNED RUNS Anthony Veneziano (25)
HOME RUNS Anthony Veneziano (6)
HIT BATTERS Drew Parrish (5)
WALKS Anthony Veneziano (21)
STRIKEOUTS *** Alec Marsh (58)**

* INDICATES LEAGUE LEADER // ^ INDICATES DOUBLE-A LEADER

THIS DAY IN NATURALS HISTORY

The Naturals are 3-7 all-time when playing on May 27

On May 27, 2013, the Northwest Arkansas Naturals fell to the San Antonio Missions on the road at Nelson W. Wolff Municipal Stadium, a 2-1 walk-off loss. The late **Yordano Ventura** compiled a sensational start, allowing just one run on four hits with no walks across 8.0 innings, with eight strikeouts. Ventura retired the first 14 batters he faced, taking a perfect game into the fifth inning, only allowing a home run in the sixth inning. **Rey Navarro** drove in the only run of the game for Northwest Arkansas, a double in the third inning that scored **Brett Eibner**. San Antonio won the game however, in the bottom of the ninth, on a walkoff single from Johan Limonta that scored Rey Fuentes.

HOME/AWAY

Home Games 7-10
Away Games 13-11

TIME OF DAY

Night Games 15-18
Day Games 5-3

MONTH

April 9-11
May 11-10
June
July
August
September

OPPONENT

vs. Amarillo 3-3
vs. Arkansas 2-4
vs. Corpus Christi
vs. Frisco 4-2
vs. Midland 2-1
vs. San Antonio
vs. Springfield 5-4
vs. Tulsa
vs. Wichita 4-7

DAY OF THE WEEK

on Monday
on Tuesday 3-4
on Wednesday 5-2
on Thursday 1-6
on Friday 4-3
on Saturday 3-4
on Sunday 4-2

THIS ROAD TRIP

Record 4-5
Team Batting Average (.254)
Home Runs 7
Runs/Runs Per Game 52/5.78
Team ERA 3.72
Strikeouts 86
Saves/Opportunities 1/3

THIS WEEK IN NATURALS BASEBALL

MONDAY

5/23
OFF

TUESDAY

5/24
@ Midland
W, 8-5

WEDNESDAY

5/25
@ Midland
W, 11-3

THURSDAY

5/26
@ Midland
L, 2-1 (10)

FRIDAY

5/27
@ Midland
7:00 PM

SATURDAY

5/28
@ Midland
7:00 PM

SUNDAY

5/29
@ Midland
2:00 PM



FOLLOW THE LEADER

Manager Chris Widger enters his first season at the helm of the Naturals, after previous stops in *Advanced Rookie* Burlington (2019) and *High-A* Quad Cities (2021) managing Royals affiliates.

- 16 of the Naturals' 25 active players played for Widger with the Quad Cities River Bandits last season.
- Nine of the Naturals' 25 active players played under Widger with the Burlington Royals, then in Quad Cities and now in Northwest Arkansas: **Dante Biasi, Jonah Dipoto, Maikel Garcia, Michael Massey, Jake Means, Drew Parrish, Zack Phillips, Logan Porter** and **Ángel Zepa**.

RUNS START COMING AND THEY DON'T STOP COMING!

In Wednesday night's 11-3 win over Midland, the Naturals scored in each of the first seven innings of the game and eight of nine total, setting a pair of records in the process.

- May 25 in Midland marked the first time the Naturals had scored in eight different innings in a single game they had previously scored in seven separate innings in a regular season game four times, but never eight.
- Runs in each of the first seven innings on May 25 also set a record ... the Naturals had twice scored in the first five innings, but never into the first six, much less the first seven.
- Prior to last week, the Naturals had never scored in seven straight innings in a regular season game, only doing it once in the playoffs (9/15/2009 @ Midland), but twice scoring runs in six straight innings in a regular season game (7/7/2009 and 7/7/2011) ... **the Naturals have now scored runs in 7 straight innings twice in the span of four games, scoring at least one run from the 2nd to the 8th innings on May 21 @ Arkansas, then doing so again from the 1st to the 7th innings on May 25 @ Midland.**

WHAT YOU KNOW ABOUT PITCHING DEEP?

In the month of May, Naturals starting pitchers have thrown 93.2 innings of the staff's 183.1 total (51.1%), up from 44.3% of the team's April innings.

- As a staff, the Naturals 4.27 ERA in the month of May ranks 3rd in the Texas League, with 10 of 21 starts lasting 5.0 innings or longer and 17 of 21 going 4.0 innings or more.
- 21 20 May games, Naturals starting pitchers have a 3.75 ERA (39 ER in 93.2 IP) with 112 strikeouts (10.76 K/9) and a .205 opponents' average.
- Two-time Texas League Pitcher of the Week Drew Parrish has thrown 6.0 innings or more in each of his last EIGHT outings, including four scoreless: 6.0 IP on 4/26 vs. AMA & 5/26 @ MID and 7.0 on 5/7 @ SPR & 5/13 vs. WCH.

EXTREME ENDS OF THE SPECTRUM

When looking at the Naturals' numbers one game to the next, it appears rather black and white with what leads to a win or loss.

- When scoring six runs or more, the Naturals are 18-3, while when scoring five runs or less, just 2-18.
- The Naturals are 15-4 when recording 10 hits or more, but when they get nine hits or less, are just 5-17.
- The Naturals are 19-7 when out-hitting their opponent or hits are tied, but 1-14 when out-hit by their opponent.
- When the Naturals score first, they are 16-7, whereas 4-14 when the opponent scores first.

ONE RUN GOES A LONG WAY

The Naturals are 2-10 in one-run games this season, meaning 10 of their 21 losses this season have been decided by just one run.

- Five of the Naturals' last six losses have been by just a run, as well as seven of 12 losses in the month of May.
- The Naturals have had the winning run at the plate in five losses this season (all one-run losses) and had the tying run at the plate or on base in 10 losses this season (including eight of their one-run losses).

Yo, You WANNA SEE SOME REAL SPEED?

Through 41 games, the Naturals have stolen 59 bases in 70 attempts (average 1.44 steals/game, 84.29% success rate) and pulled off a double steal 9 times.

- 59 steals ranks third in the Texas League, fifth in Double-A and 27th in the Minors.
- Maikel Garcia's** 15 steals (in 18 attempts) ranks tied third in the Texas League and sixth in all of Double-A, while **Nate Eaton's** 12 steals (in 13 attempts) ranks tied sixth in the Texas League.

GAR-SEE YA ON BASE

Shortstop **Maikel Garcia** has reached base in 36 of the 40 games he has played in this season, reaching base twice on 27 occasions, 13 multi-hit games.

- In 190 plate appearances, the Venezuelan has reached base 78 times (49 hits + 29 walks), for a .413 on-base percentage.
- Garcia has walked 29 times and struck out 30 times, a 1.03 K/BB rate.
- The shortstop places among the Texas League leaders in several categories, ranking tied third in steals (15), tied third in walks (29), sixth in hits (49), seventh in runs scored (33) and 10th in OBP (.413)... he ranks among the Double-A leaders in walks (tied sixth), steals (tied sixth) and runs scored (10th).
- His 14-game hitting streak between April 27 and May 12 is the longest on the Naturals this year and tied for the 15th-longest in club history ... it is also tied for the second-longest in the Texas League this season ... in those 14 games, he hit .397 (23-for-58) with six doubles and a .970 OPS.

PUSHIN (P)ORTER

Catcher **Logan Porter** has quietly flown under the radar as one of the top hitters in the Royals system so far in 2022.

- Among qualified Royals minor league hitters, Porter has the highest and on-base percentage (.443), second in batting average (.319) while ranking third in OPS (.911) and sixth in slugging percentage (.468).
- Porter has hits in 19 of 27 games he's played in this season with 10 multi-hit games, and has reached base in 25 of 27 games
- In the month of May, Porter is hitting .351 (20-for-57) with a team-best 1.018 OPS, tied for the team lead with four homers and he had driven in 10 runs.

It's GONNA BE MASSEY

Since the calendar flipped to May, second baseman **Michael Massey** has been one of the top hitters in the Texas League, batting at a .354 (28-for-79) average with a .979 OPS across 20 games, while driving in a team-best 25 runs, which is tied for the league lead this month.

- After two slow weeks to start the season, Massey has turned things around, raising his batting average over 100 points, from .213 after April 21 to the .319 it sits at now.
- His hot streak began April 22, homering in three consecutive games, April 22 to 24 in Frisco and went from having no homers through the first 11 games of the season, to having seven in his last 24, leading the team in homers.
- Massey has reached base in 31 of 38 games he's played this year, with already 14 multi-hit games, including nine in May and three straight.
- Massey leads not just the Texas League, but all of Double-A with 43 runs batted in, raking 3rd in MiLB as well, just four back of Royals prospect Vinnie Pasquantino (45) ... he also placed among the Texas League leaders fifth in hits (51), sixth in total bases (87), tied ninth in doubles (12) and extra-base hits (20) and tied 10th in home runs (8).
- The second baseman is scattered all across the Royals' organizational leaders, ranking first in hits, second in total bases, extra-base hits, runs batted in and slugging percentage (.544) tied second in doubles and home runs, third in batting average (.319), fourth in OPS (.909), fifth in runs scored (27) and eighth in on-base percentage (.365).

NUMERICAL QUICK ROSTER

#	PLAYER	POS	B/T
2	Cropley, Tyler (7-IL)	C	R/R
4	Grotjohn, Ryan	INF/OF	L/R
7	Bewley, Brhet	INF/OF	R/R
8	Garcia, Maikel	INF	R/R
9	Means, Jake	INF	R/R
11	Porter, Logan	C	R/R
12	Bradley, Tucker	OF	L/L
13	Loftin, Nick	INF/OF	R/R
14	Capps, Holden	LHP	R/L
15	Marsh, Alec	RHP	R/R
16	Glendinning, Robbie	INF	R/R
17	Phillips, Zack	LHP	L/L
21	Lacy, Asa (7-IL)	LHP	L/L
22	Woods Jr., Stephen	RHP	R/R
25	Matias, Seuly	OF	R/R
26	Massey, Michael	INF	L/R
27	Pennington, Walter	LHP	L/L
28	Parrish, Drew	LHP	L/L
29	Willeman, Zach	RHP	R/R
32	Veneziano, Anthony	LHP	L/L
33	Klein, Will	RHP	R/R
34	Cosby, Christian (7-IL)	RHP	R/R
35	Webb, Nathan (7-IL)	RHP	R/R
38	Biasi, Dante	LHP	L/L
41	Haake, Zach (7-IL)	RHP	R/R
44	Stupienski, Gavin	INF/C	L/R
45	Del Rosario, Yefri	RHP	R/R
51	Sotillet, Andres	RHP	R/R
53	Zepa, Ángel	LHP	L/L
55	Dipoto, Jonah	RHP	R/R

ALPHABETICAL QUICK ROSTER

#	PLAYER	POS	B/T
7	Bewley, Brhet	INF/OF	R/R
38	Biasi, Dante	LHP	L/L
12	Bradley, Tucker	OF	L/L
14	Capps, Holden	LHP	R/L
34	Cosby, Christian (7-IL)	RHP	R/R
2	Cropley, Tyler (7-IL)	C	R/R
45	Del Rosario, Yefri	RHP	R/R
55	Dipoto, Jonah	RHP	R/R
8	Garcia, Maikel	INF	R/R
16	Glendinning, Robbie	INF	R/R
4	Grotjohn, Ryan	INF/OF	L/R
41	Haake, Zach (7-IL)	RHP	R/R
33	Klein, Will	RHP	R/R
21	Lacy, Asa (7-IL)	LHP	L/L
13	Loftin, Nick	INF/OF	R/R
15	Marsh, Alec	RHP	R/R
26	Massey, Michael	INF	L/R
25	Matias, Seuly	OF	R/R
9	Means, Jake	INF	R/R
28	Parrish, Drew	LHP	L/L
27	Pennington, Walter	LHP	L/L
17	Phillips, Zack	LHP	L/L
11	Porter, Logan	C	R/R
51	Sotillet, Andres	RHP	R/R
44	Stupienski, Gavin	INF/C	L/R
32	Veneziano, Anthony	LHP	L/L
35	Webb, Nathan (7-IL)	RHP	R/R
29	Willeman, Zach	RHP	R/R
22	Woods Jr., Stephen	RHP	R/R
53	Zepa, Ángel	LHP	L/L

BATTING

LEFTIES	5
RIGHTIES	7
SWITCH	0

PITCHING

LEFTIES	10
RIGHTIES	8

PRO-NUN-SEE-AY-SHUNS

2 TYLER CROPLEY (crop-lee)
25 SEULY MATIAS (soo-lee mah-TEE-as)
38 DANTE BIASI (bee-AH-zee)
53 ÁNGEL ZERPA (AHN-hel SAIR-pah)

4 RYAN GROTJOHN (GROET-john)
21 ASA LACY (AY-suh)
39 ÁNDRES SOTILLET (ahn-DRACE-soh-tee-YAY)
55 JONAH DIPOTO (dih-POH-to)

7 BRHET BEWLEY (Brett Bew-lee)
29 ZACH WILLEMAN (will-eh-men)
41 ZACH HAAKE (hockey)
BENCH COACH 23: MIKE JIRSCHLE (jursh-LEE)

8 MAIKEL GARCIA (my-KELL gar-SEE-uh)
32 ANTHONY VENEZIANO (va-nee-zee-ah-no)
45 YEFRI DEL ROSARIO (Jeffry)



NATURALS HARDWARE SHELF

Players of the Month

TBD

Pitchers of the Month

TBD

Players of the Week (1)

April 25 to May 1: INF Michael Massey ... hit .417 (10-for-28) across six games with a league-best 19 total bases and nine runs batted in, while tied for the Texas League lead with 10 hits. His 1.221 OPS ranked third among players with at least 20 at-bats, while his .417 average tied for second among that same group.

Pitchers of the Week (2)

May 2 to May 8: LHP Drew Parrish ... threw 7.0 scoreless innings on May 7 @ Springfield ... held the Cardinals to just two hits and one walk while striking out four. He retired the first eight he faced and the final five, with five 1-2-3 frames.

May 9 to May 15: LHP Drew Parrish ... threw 7.0 scoreless innings on May 13 vs. Wichita ... held the Wind Surge to just three hits and no walks while striking out nine. Between the second and sixth innings, he retired 13 straight batters, retiring the side 1-2-3 in the first inning, as well as the third through sixth.

TOOLS TEAM

Five Naturals players were listed in *Baseball America's* 2022 Best Tools Survey of the Kansas City Royals' organization.

- CF Nick Loftin is rated as having the "*Best Strike-Zone Discipline*" in the system.
- SS Maikel Garcia is rated as having the "*Best Infield Arm*" in the system.
- RF Seuly Matias is rated as having the "*Best Outfield Arm*" in the system.
- LHP Asa Lacy is rated as having the "*Best Slider*" in the system.
- LHP Ángel Zerpa is rated as having the "*Best Control*" in the system.

QUICK FACTS

Founded	2008
Colors	Navy Blue, Burgundy, Gold and White
League	Texas League (Since 2008)
Ownership	Rich Entertainment Group
General Manager	Justin Cole (9th Season)
Home Ballpark (Capacity)	Arvest Ballpark (7,350, 6,500 seats)
Dimensions	LF- 327 LCF- 377 CF- 400 RCF- 378 RF- 325
Wall Heights	LF-LCF: 9 feet CF: 11 feet RCF-RF: 9 feet





ROSTER BREAKDOWN

Age 20	0	Native of Australia	1
Age 21	0	Native of Dominican Republic	2
Age 22	6	Native of United States	24
Age 23	2	Native of Venezuela	3
Age 24	8	Acquired via Free Agency	12
Age 25	5	(International) 4 (Minor League) ... 5 (Undrafted) 3	
Age 26	6	Acquired via Trade	2
Age 27	2	Acquired via First Year Player Draft	16
Age 28	1	(High School) 1 (Rounds 1-5) 5	
Age 29	0	(2nd Year/College) 0 (Rounds 6-10) 5	
Average Age	24 Years 170 Days	(3rd Year/College) 11 (Rounds 11-20) 1	
Median Age	24	(4th+ Year/College) 4 (Rounds 21-40) 5	

ROYALS TOP-30 PROSPECTS (RANKING ACCORDING TO MLB PIPELINE)

#	PLAYERS (POSITION)	OVERALL RANKING	BASEBALL AMERICA RANKING
3	Asa Lacy (LHP) (IL)	68th Overall / 5th LHP	Royals 5th / 9th LHP
5	Nick Loftin (OF)		Royals 12th
11	Alec Marsh (RHP)		Royals 14th
12	Ángel Zerpa (LHP)		Royals 24th
16	Anthony Veneziano (LHP)		Royals 30th
18	Will Klein (RHP)		Royals 22nd
20	Maikel Garcia (SS)		Royals 15th
21	Michael Massey (2B)		Royals 13th
27	Drew Parrish (LHP)		Royals 18th
28	Nathan Webb (RHP) (IL)		-
-	Yefri Del Rosario (RHP)		Royals 25th

UNIFORM RECORDS

 Navy/Red (13-12) Home: 6-7 Road: 7-5	 Red (6-6) Home: 0-0 Road: 6-6	 White/Navy (1-3) Home: 1-3 Road: 0-0	 Los Naturales Home: 0-0 Road: 0-0	 Growlin' Chickens Home: 0-0 Road: 0-0	 Fauxback Home: 0-0 Road: 0-0
 White (7-4) Home: 7-4 Road: 0-0	 Grey (6-6) Home: 0-0 Road: 6-6	 Navy (7-11) Home: 0-6 Road: 7-5	 Los Naturales Home: 0-0 Road: 0-0	 Growlin' Chickens Home: 0-0 Road: 0-0	 Fauxback Home: 0-0 Road: 0-0
HOME UNIFORM COMBINATIONS			ROAD UNIFORM COMBINATIONS		
Navy/Red Hat & White Jersey: 6-3 White Hat & White Jersey: 1-1 Red Hat & White Jersey: 0-0 Specialty/Theme Uniforms: 0-0			Navy/Red Hat & Navy Jersey: 0-4 White Hat & Navy Jersey: 0-2 Red Hat & Navy Jersey: 0-0		
			Navy/Red Hat & Grey Jersey: 3-2 Navy/Red Hat & Navy Jersey: 4-3 Red Hat & Grey Jersey: 3-4 Red Hat & Navy Jersey: 3-2		

NATURALS IN-SEASON BIRTHDAYS

APRIL (3)

4/14 – Walter Pennington (24)
4/14 – Jake Means (26)
4/25 – Ryan Grotjohn (27)

MAY (5)

5/6 – Tucker Bradley (24)
5/7 – Derrick Lewis (46)
5/14 – Alec Marsh (24)
5/14 – Christian Colón (33)
5/21 – Chris Widger (51)

JUNE (2)

6/2 – Asa Lacy (23)
6/10 – Stephen Woods Jr. (27)

JULY (2)

7/11 – Zack Phillips (24)
7/12 – Logan Porter (27)

AUGUST (1)

8/20 – Nathan Webb (25)

SEPTEMBER (6)

9/1 – Anthony Veneziano (25)
9/3 – Jonah Dipoto (26)
9/4 – Seuly Matias (24)
9/23 – Yefri Del Rosario (23)
9/25 – Nick Loftin (24)
9/27 – Ángel Zerpa (23)



NATURALS TRANSACTIONS

2022 BREAKING ROSTER

Pitchers (16): LHP Dante Biasi, LHP Holden Capps, RHP Christian Cosby, RHP Yefri Del Rosario, RHP Jonah Dipoto, RHP Zach Haake, LHP Asa Lacy, RHP Alec Marsh, LHP Drew Parrish, LHP Zack Phillips, RHP Ándres Sotillet, LHP Anthony Veneziano, RHP Nathan Webb, RHP Zach Willeman, RHP Stephen Woods Jr. and LHP Ángel Zerpa.

Catchers (3): Tyler Cropley, Sebastian Rivero, Logan Porter

Infielders (7): Nathan Eaton, Maikel Garcia, Robbie Glendinning, Ryan Grotjohn, Michael Massey, Jake Means, Gavin Stupienski

Outfielders (4): Tucker Bradley, Nick Loftin, Seuly Matias, John Rave

- 4/4 Kansas City Royals announce Breaking Roster
- 4/8 LHP **Holden Capps** placed on the development list
INF **Gavin Stupienski** placed on the development list
- 4/12 RHP **Nate Webb** placed on the 7-day injured list
- 4/16 LHP **Holden Capps** activated from the development list
- 4/19 C **Tyler Cropley** placed on the 7-day injured list
RHP **Christian Cosby** placed on the 7-day injured list
INF **Gavin Stupienski** activated from the development list
- 4/21 LHP **Walter Pennington** transferred to Northwest Arkansas (AA) from Quad Cities (A+)
- 4/23 RHP **Zach Haake** placed on the 7-day injured list
RHP **Patrick Halligan** transferred to Northwest Arkansas (AA) from Columbia (A)
- 4/26 RHP **Patrick Halligan** transferred to Quad Cities (A+) from Northwest Arkansas (AA)
- 4/28 RHP **Ándres Sotillet** transferred to Omaha (AAA) from Northwest Arkansas (AA)
- 5/3 INF **Ryan Grotjohn** placed on the Development List
INF **Brhet Bewley** activated from the Quad Cities Injured List and transferred to Northwest Arkansas (AA)
LHP **Patrick Smith** transferred to Northwest Arkansas (AA) from Quad Cities (A+)
LHP **Marcelo Martinez** transferred to Northwest Arkansas (AA) from Omaha (AAA)
- 5/8 C **Sebastian Rivero** recalled by Kansas City (MLB) from Northwest Arkansas (AA)
- 5/9 C **Sebastian Rivero** optioned to Northwest Arkansas (AA)
C **Sebastian Rivero** recalled by Kansas City (MLB) from Northwest Arkansas (AA)
- 5/10 LHP **Asa Lacy** placed on the 7-day injured list
INF **Ryan Grotjohn** activated from the Development List
- 5/13 C **Sebastian Rivero** optioned to Northwest Arkansas (AA)
- 5/14 LHP **Patrick Smith** placed on the Development List
RHP **Will Klein** activated from the 7-day injured list
- 5/17 C **Sebastian Rivero** recalled by Kansas City (MLB) from Northwest Arkansas (AA)
- 5/21 LHP **Marcelo Martinez** transferred to Omaha (AAA) from Northwest Arkansas (AA)
- 5/24 LHP **Patrick Smith** transferred to Quad Cities (A+) from Northwest Arkansas (AA)
RHP **Ándres Sotillet** transferred to Northwest Arkansas (AA) from Omaha (AAA)
- 5/26 OF **John Rave** transferred to Omaha (AAA) from Northwest Arkansas (AA)
INF **Nate Eaton** transferred to Omaha (AAA) from Northwest Arkansas (AA)



#36 CHRIS WIDGER • MANAGER

- Chris Widger will manage the Naturals after guiding the River Bandits to a High-A Central championship in their first season as a Kansas City affiliate in 2021. In doing so, he was named the Minor League Manager of the Year by *Baseball America* following the 2021 season.
- 2022 marks Widger's seventh year in the Royals' organization, as he was slated to manage Advanced-A Wilmington in 2020 and led Burlington to the Appalachian League Championship Series in his first season as Manager in 2019. Prior to that, he was Wilmington's Bench Coach from 2016-18.
- Before joining the Royals organization, he managed the Independent League Camden Riversharks in 2015 and was their Pitching Coach from 2012-14.
- A third-round pick by Seattle in the 1992 Draft, Widger played in parts of 10 seasons in the Majors with the Mariners (1995-96, 2000), Expos (1997-2000), Yankees (2002), Cardinals (2003), White Sox (2005-06) and Orioles (2006), winning a World Series with Chicago in 2005.
- Widger and his wife, Whitney, reside in Pennsville, N.J., with their children: C.J., Ashlynn and Skylar.



#43 DERRICK LEWIS • PITCHING COACH

- Derrick Lewis is in his third season with the Royals' organization and second as pitching coach at Northwest Arkansas.
- He spent the previous 16 seasons in the Atlanta Braves' organization, the first 14 as a Minor League pitching coach and the last two as the Pitching Coordinator.
- Pitching coach timeline: 2004-07: GCL Braves (Gulf Coast League, RK)... 2008-10: Danville Braves (Appalachian League, RK)... 2011-13: Rome Braves (South Atlantic League, A)... 2014: Lynchburg Hillcats (Carolina League, A+)... 2015-2016: Carolina Mudcats (Carolina League, A+)... 2017: Mississippi Braves (Southern League, AA)
- He played seven seasons in the Braves' organization from 1997-2003, after being selected in the 20th round of the 1997 draft.
- Lewis and his wife, Roslyn, reside in Charlotte, North Carolina, with their daughter, Skye and Son, Lake.



#6 ABRAHAM NÚÑEZ • HITTING COACH

- Abraham Núñez enters his fourth season as Northwest Arkansas' hitting coach after serving in the same capacity with High-A Wilmington (2015-2018), Class-A Lexington (2014), Rookie Advanced Burlington (2013) and the Dominican Royals (2012).
- Núñez played for parts of 12 seasons in the Majors with the Pirates (1997-2004), Cardinals (2005), Phillies (2006-2007) and Mets (2008). A switch-hitter, he owns a career average of .242 as a utility infielder in the big leagues, primarily playing third base, but could play all four infield positions.
- His best season came in 2005 when he batted .285 in 139 games for the National League Champion St. Louis Cardinals.
- Lifetime .346 (9-for-28) hitter in the postseason, including the 2005 National League Championship Series with St. Louis when he hit .385, though did not play in the World Series.
- Born in Santo Domingo, Dominican Republic, he now resides in Hudson, Massachusetts.



#27 CHRISTIAN COLÓN • ASSISTANT HITTING COACH

- Christian Colón returns to the organization as the Naturals Assistant Hitting Coach in 2022, following a 12-year professional career.
- He was the Royals first-round pick in the 2010 MLB Draft, scored the winning run in the 2014 AL Wild Card game and had the game-winning hit in the title-clinching Game 5 of the 2015 World Series.
- After being drafted in 2010, Colón ascended to Northwest Arkansas by 2011 and between 2011, 2012 and 2014, played 202 games for the Naturals ... In 2011, Colón led the Texas League in sacrifices (21), while leading the team in at-bats (491) and hits (126). His 21 sacrifices that season are the most a Naturals player has ever recorded in a single season, while 28 overall are tied for the club record.
- During his playing career, he made stops in Miami (2017) and Cincinnati (2019-20) ... spent 2021 with the Rich Baseball-owned Buffalo Bisons (Triple-A, Toronto) before announcing his retirement.
- He also played in parts of four seasons in the Puerto Rican Winter League.
- Christian lives in Cave Springs, Ark. (15 minutes North of Arvest Ballpark) with his wife, Kayla, and three daughters, Marley, Mia and Lucy.



#23 MIKE JIRSCHLE • BENCH COACH

- Mike Jirschle enters his first season as the Bench Coach for Northwest Arkansas after spending last season in the same role for Manager Chris Widger in Quad Cities.
- He served as a Special Assistant to the General Manager in 2020 and was on the Royals coaching staff as the Third Base Coach from 2014-19 and won the World Series in 2015.
- Jirschle previously managed the Triple-A Omaha franchise for 11 seasons (2003-13), leading the team to four division titles, three-straight trips to the Pacific Coast League championship round (2011-13), two PCL titles (2011, 2013) and a Triple-A Championship in 2013.
- He earned the 2011 Mike Coolbaugh Award for outstanding baseball work ethic, knowledge of the game and skill in mentoring young players on the field.
- Prior to his 11-year stint with Omaha, he served as the Royals Minor League Infield Coordinator for four years (1998-2002), while he held managerial positions with Omaha (1995-97), Wilmington (1994), Rockford (1993) and the Gulf Coast Royals (1992).
- Jirschle was originally selected by the Texas Rangers in the fifth round of the 1977 MLB Draft and played in 999 minor league games over 13-plus seasons in the Rangers and Royals systems.



DANNY ACCOLA • CERTIFIED ATHLETIC TRAINER

- Danny Accola is entering his seventh season with the Royals organization and first as the certified athletic trainer with the Naturals, after serving in the same role with the Quad Cities in 2021.
- He was slated to serve in that role with Wilmington in 2020 and previously filled those roles with Lexington in 2019, Burlington from 2017-18 and with Surprise in 2016.
- Accola graduated from the University of Central Missouri in 2014 and previously held an athletic training internship with the Denver Broncos in 2013.



C.J. MIKKELSEN • STRENGTH & CONDITIONING COACH

- C.J. Mikkelsen will serve as the Northwest Arkansas Strength & Conditioning Coach for the second consecutive season, after being slated to fill that same role at Idaho Falls in 2020.
- He graduated in December 2019 with a master's degree in sports physiology from Texas A&M University, where he also worked as a Sports Performance Graduate Intern.
- Mikkelsen earned his bachelor's degree in exercise and wellness from Arizona State University in 2016. He resides in Desert Hills, Arizona.



DREW EPPERSON
VIDEO COORDINATOR



MITCH MEYER
VIDEO COORDINATOR



Will Klein - Pitching - Stat Splits - 2022 - Regular Season

Split	Team	W	L	ERA	G	GS	CG	SHO	SV	IP	H	R	ER	HR	HB	BB	IBB	SO	WHIP	AVG	AB	WP	BK	GIDP	TBF	NP-S
Home Games	NWA	0	0	20.25	1	1	0	0	0	1.1	2	4	3	1	0	5	0	1	5.25	.333	6	0	0	0	11	45 - 21
Away Games	NWA	0	0	21.60	1	1	0	0	0	1.2	5	4	4	0	0	3	0	0	4.80	.556	9	0	0	0	12	48 - 24
Night Games	NWA	0	0	21.00	2	2	0	0	0	3.0	7	8	7	1	0	8	0	1	5.00	.467	15	0	0	0	23	93 - 45
On Grass	NWA	0	0	21.00	2	2	0	0	0	3.0	7	8	7	1	0	8	0	1	5.00	.467	15	0	0	0	23	93 - 45
May	NWA	0	0	21.00	2	2	0	0	0	3.0	7	8	7	1	0	8	0	1	5.00	.467	15	0	0	0	23	93 - 45
On Saturdays	NWA	0	0	21.00	2	2	0	0	0	3.0	7	8	7	1	0	8	0	1	5.00	.467	15	0	0	0	23	93 - 45
In games following a win	NWA	0	0	20.25	1	1	0	0	0	1.1	2	4	3	1	0	5	0	1	5.25	.333	6	0	0	0	11	45 - 21
In games following a loss	NWA	0	0	21.60	1	1	0	0	0	1.2	5	4	4	0	0	3	0	0	4.80	.556	9	0	0	0	12	48 - 24
Starter	NWA	0	0	21.00	2	2	0	0	0	3.0	7	8	7	1	0	8	0	1	5.00	.467	15	0	0	0	23	93 - 45

Will Klein - Opposing Hitting - Stat Splits - 2022 - Regular Season

Split	Team	AVG	G	AB	R	H	2B	3B	HR	RBI	BB	IBB	SO	SB	CS	OBP	SLG	OPS	HBP	SAC	SF	GIDP
vs Left	NWA	.500	2	8	4	2	0	0	0	4	6	0	0			.714	.750	1.464	0	0	0	0
vs Right	NWA	.429	2	7	3	0	0	1	2	2	0	1				.556	.857	1.413	0	0	0	0
Team is behind	NWA	.364	2	11	4	1	0	0	3	6	0	1				.588	.455	1.043	0	0	0	0
Score is tied	NWA	.750	2	4	3	1	0	1	3	2	0	0				.833	1.750	2.583	0	0	0	0
Batting First	NWA	.333	2	3	1	0	0	0	0	1	0	0				.500	.333	.833	0	0	0	0
Batting Second	NWA	1.000	2	1	1	0	0	0	0	3	0	0				1.000	1.000	2.000	0	0	0	0
Batting Third	NWA	1.000	2	3	3	1	0	1	3	0	0	0				1.000	2.333	3.333	0	0	0	0
Batting Fourth	NWA	.000	2	2	0	0	0	0	0	0	0	1				.000	.000	.000	0	0	0	0
Batting Fifth	NWA	.000	2	0	0	0	0	0	0	2	0	0				1.000	.000	1.000	0	0	0	0
Batting Sixth	NWA	.000	2	1	0	0	0	0	1	1	0	0				.500	.000	.500	0	0	0	0
Batting Seventh	NWA	.500	2	2	1	1	0	0	2	0	0	0				.500	1.000	1.500	0	0	0	0
Batting Eighth	NWA	.500	2	2	1	0	0	0	0	0	0	0				.500	.500	1.000	0	0	0	0
Batting Ninth	NWA	.000	2	1	0	0	0	0	0	1	0	0				.500	.000	.500	0	0	0	0
Leading Off	NWA	.000	2	3	0	0	0	0	0	1	0	0				.250	.000	.250	0	0	0	0
First Inning	NWA	.500	2	10	6	5	2	0	1	6	5	0	1	0	0	.667	1.000	1.667	0	0	0	0
Second Inning	NWA	.400	2	5	2	2	0	0	0	3	0	0	0	0	0	.625	.400	1.025	0	0	0	0
Bases Empty	NWA	.000	2	5	0	0	0	0	0	5	0	1				.500	.000	.500	0	0	0	0
Runner at 1st	NWA	1.000	2	4	4	0	0	1	2	1	0	0				1.000	1.750	2.750	0	0	0	0
Runner at 2nd	NWA	1.000	1	1	1	0	0	0	0	0	0	0				1.000	1.000	2.000	0	0	0	0
Runners at 1st & 2nd	NWA	.500	2	2	1	1	0	0	1	0	0	0				.500	1.000	1.500	0	0	0	0
Runners at 2nd & 3rd	NWA	.500	2	2	1	1	0	0	2	2	0	0				.750	1.000	1.750	0	0	0	0
Bases Loaded	NWA	.000	1	1	0	0	0	0	1	0	0	0				.000	.000	.000	0	0	0	0
Runners On	NWA	.700	2	10	7	2	0	1	6	3	0	0				.769	1.200	1.969	0	0	0	0
Scoring Position	NWA	.500	2	6	3	2	0	0	4	2	0	0				.625	.833	1.458	0	0	0	0
No Outs	NWA	.333	2	6	2	1	0	0	1	1	0	0				.429	.500	.929	0	0	0	0
One Out	NWA	.400	2	5	2	0	0	1	3	4	0	1				.667	1.000	1.667	0	0	0	0
Two Outs	NWA	.750	2	4	3	1	0	0	2	3	0	0				.857	1.000	1.857	0	0	0	0
Ahead in Count	NWA	.333	2	3	1	1	0	0	1	0	0	1				.333	.667	1.000	0	0	0	0
Behind in Count	NWA	.500	2	6	3	0	0	0	0	8	0	0				.786	.500	1.286	0	0	0	0
0-0 Count	NWA	.750	2	4	3	1	0	1	4	0	0	0				.750	1.750	2.500	0	0	0	0
0-1 Count	NWA	.000	0	0	0	0	0	0	0	0	0	0				.000	.000	.000	0	0	0	0
0-2 Count	NWA	.000	1	1	0	0	0	0	0	0	0	0				.000	.000	.000	0	0	0	0
1-0 Count	NWA	.667	1	3	2	0	0	0	0	0	0	0				.667	.667	1.334	0	0	0	0
1-1 Count	NWA	.000	0	0	0	0	0	0	0	0	0	0				.000	.000	.000	0	0	0	0
1-2 Count	NWA	.500	2	2	1	1	0	0	1	0	0	1				.500	1.000	1.500	0	0	0	0
2-0 Count	NWA	1.000	1	1	1	0	0	0	0	0	0	0				1.000	1.000	2.000	0	0	0	0
2-1 Count	NWA	.000	0	0	0	0	0	0	0	0	0	0				.000	.000	.000	0	0	0	0
2-2 Count	NWA	.000	1	2	0	0	0	0	1	0	0	0				.000	.000	.000	0	0	0	0
3-0 Count	NWA	.000	1	0	0	0	0	0	0	1	0	0				1.000	.000	1.000	0	0	0	0
3-1 Count	NWA	.000	2	1	0	0	0	0	0	1	0	0				.500	.000	.500	0	0	0	0
3-2 Count	NWA	.000	2	1	0	0	0	0	0	6	0	0				.857	.000	.857	0	0	0	0
Pitcher	NWA	.467	2	15	7	2	0	1	6	8	0	1				.652	.800	1.452	0	0	0	0



#33 WILL KLEIN

BORN: November 28, 1999 in Maryville, Tenn. (Age 22)**HOMETOWN:** Bloomington, Indiana**HEIGHT/WEIGHT:** 6'5" / 230 lbs**SEASON WITH NATURALS:** 1st Season**DRAFT:** Round 5 - 2020 (Kansas City Royals)**COLLEGE:** Eastern Illinois University (Charleston, Illinois)**HIGH SCHOOL:** Bloomington North HS (Bloomington, Indiana)

SCOUTING REPORT

Ranked by Baseball America as the No. 18 Royals prospect
Ranked by MLB Pipeline as the No. 22 Royals prospect*Imposing presence and power stuff makes for an uncomfortable at-bat***FASTBALL:** Four-seamer that sits at 100mph, but comfortably sits 95-97 mph over multiple innings, featuring some riding action, good vertical break.**CURVEBALL:** Sits 83-85mph and is his main secondary pitch, has good depth and is hard, messes with the eye level of hitters, who swing at miss at it nearly 45% of the time ... it may look like more of a slider as he develops.**CHANGEUP:** Split-grip pitch, he did not use much in college, gaining more confidence with the pitch now, has chance to be above-average.

2022 SEASON

- Began the season on the Injured List, was dealing with shin splints when the Royals broke camp in the spring ... stayed back for rehab and is now back to full health.
- Working on being built up as a starting pitcher, made his first pro start Saturday 5/14 vs. Wichita.

CAREER NOTES

2021

- Began his professional career in Quad Cities (A+), pitching in 36 games out of the bullpen for the River Bandits ... went 7-1 with four saves and a 3.58 ERA (25 ER in 70.1 IP and 121 strikeouts ... named an MiLB.com Organization All-Star and recognized as the Royals' Pitching Prospect of the Year by MLB Pipeline.
- **Among all Minor League pitchers who threw at least 70.0 innings, Klein's 15.48 K/9 ranked first, as did his 40.9% strikeout percentage ... a .171 opponents' batting average ranked ninth ... his 121 strikeouts were the most among any minor league arm with less than 15 starts ... of 225 minor league pitchers who struck out 100 or more hitters, he was one of just two that did not make a start, one of nine who made less than 10 starts.**
- Despite pitching exclusively in relief, his 121 strikeouts ranked third among all Royals minor league arms, while seven wins was tied for third and 36 games pitched ranked 10th in the system ... among Royals minor leaguers who pitched at least 70.0 innings, ranked first with in K/9, K%, K-BB% (26.0%, 121 K/44 BB) and opponents' batting average.
- Ranked third in the High-A Central in strikeouts, behind teammate Anthony Veneziano and ranked tied for fifth in wins.
- Often pitched in high-leverage situations for the River Bandits, with 199 of the 296 batters he faced (67.2%) coming in the seventh, eighth or ninth innings.
- 25 of his 36 outings with Quad Cities were 2.0 innings or more, including five 3.0-inning appearances ... only threw 1.0 inning or less six times.
- After a rough July, with a 4.41 ERA in 16.1 innings, he worked with River Bandits pitching coach Steve Luebber to make some mechanical changes in his delivery - mainly staying back and not rushing through the motions - and responded with his best month of the season, posting a 1.29 ERA (2 ER in 14.0 IP), while going 3-0 with 29 strikeouts and four walks (7.25 K/BB, 53.7% K%).
- Struck out at least one batter in every game he pitched, with multiple strikeouts in 31 of 36 outings ... struck out five or more in nine appearances.
- 19 of 36 outings were scoreless appearances, allowed multiple runs in five games ... did not allow a run over 12.2 innings, a six-game stretch from 6/16 to 7/1, where he allowed just two hits and struck out 23.

COLLEGE (EASTERN ILLINOIS, 2018-2020)

- Attended Eastern Illinois University, where he finished his collegiate career with a 4-3 record and 4.86 ERA (36 ER in 66.2 IP) and 95 strikeouts across 37 games (seven starts) ... largely pitched out of the bullpen his first two seasons for the Panthers (Ohio Valley Conference), transitioned to a starting role in his third year.
- JUNIOR (2020): Entered the season touted as the No. 1 prospect in the OVC and appeared in and started in all four games he pitched in, with a 3.33 ERA (9 ER in 24.1 IP) with 33 strikeouts, which tied him for the 57th most nationally, and third most in the OVC ... also ranked fourth in the OVC with 12.9 strikeouts per nine innings, and 105th nationally ... led the Panthers in ERA and strikeouts, with the next closest arm having ten less.
- SOPHOMORE (2019): Appeared in 19 games as a sophomore, going 1-1 with a 5.11 ERA (14 ER in 24.2 innings) with 34 strikeouts ... named the best pitcher in the Northwoods League by Baseball America, after going 2-2 with a 0.86 ERA (2 ER in 21.0 IP), 38 strikeouts (16.3 K/9) and seven saves for the Lakeshore Chinooks, earning league All-Star honors.
- FRESHMAN (2018): Appeared in 14 games (three starts) as a freshman and made three starts, going 1-1 with a 6.62 ERA (13 ER in 17.2 IP and 28 strikeouts).

MISCELLANEOUS

- 2017: Graduated from Bloomington North High School (Indiana), where he earned first team All-Conference honors and recorded a 1.98 ERA with 30 strikeouts in 17.2 innings as a senior.

SEASON / CAREER HIGHS

SEASON		CAREER	
5/21/2022 @ Arkansas	1.2	INNINGS PITCHED	3.0, 5x Last: 8/12/2021 vs. Beloit
5/21/2022 @ Arkansas	5	HITS ALLOWED	5 5/21/2022 @ Arkansas
Last: 5/21/2022 @ Arkansas	4, 2x	RUNS ALLOWED	4, 4x Last: 5/21/2022 @ Arkansas
5/14/2022 vs. Wichita	3	EARNED RUNS ALLOWED	4, 2x Last: 5/14/2022 vs. Wichita
5/14/2022 vs. Wichita	1	HOME RUNS ALLOWED	1, 5x Last: 5/14/2022 vs. Wichita
5/14/2022 vs. Wichita	5	WALKS ALLOWED	5 5/14/2022 vs. Wichita
5/14/2022 vs. Wichita	1	STRIKEOUTS	6, 5x Last: 8/12/2021 vs. Beloit
5/21/2022 @ Arkansas	12	BATTERS FACED	13 7/1/2021 vs. Cedar Rapids
5/21/2022 @ Arkansas	48	PITCHES THROWN	56 7/1/2021 vs. Cedar Rapids
		SCORELESS STREAK	12.2 IP 6/16/2021 to 7/1/2021

KLEIN 2022 RUN SUPPORT (STARTS ONLY)

RUNS SCORED	0	1	2	3	4	5	6	7	8	9	10+
Games	1	1									
PLAYER W-L	0-0	0-0									
Team W-L	0-1	1-0									

2022 GAME-BY-GAME (NORTHWEST ARKANSAS, AA)

DATE	OPPONENT	RES	LEFT GAME	DEC	IP	H	R	ER	HR	HB	BB	SO	BF	NP-S
5/14	vs. Wichita	L, 7-6	Top 2nd, losing 2-0	-	1.1	2	4	3	1	0	5	1	11	45-21
5/21	@ Arkansas	W, 11-4 (8)	Bottom 2nd, losing 4-1	-	1.2	5	4	4	0	0	3	0	12	48-24

KLEIN BATTED BALL STATISTICS

BABIP	GB/FB	LD%	GB%	FB%	IFFB%	HR/FB	Pull%	Cent%	Oppo%	SwStr%
.462	0.83	21.4%	35.7%	42.9%	33.3%	16.7%	57.1%	14.3%	28.6%	4.3%

KLEIN vs. MIDLAND IN 2022

W	L	ERA	G	GS	CG	SHO	GF	HLD	SV	SVO	IP	H	R	ER	HR	HB	BB	IBB	SO	WHIP	AVG
---	---	-----	---	----	----	-----	----	-----	----	-----	----	---	---	----	----	----	----	-----	----	------	-----

KLEIN vs. MIDLAND HITTERS IN 2022

PLAYER	AVG	AB	H	2B	3B	HR	RBI	BB	SO	PLAYER	AVG	AB	H	2B	3B	HR	RBI	BB	SO

MINOR LEAGUE CAREER

SEASON	TEAM	W	L	ERA	G	GS	CG	SHO	SV	SV	IP	H	R	ER	HR	HB	BB	IBB	SO	WHIP	AVG	AB	WP	BK	GIDP	TBF	NP-S
2021	Quad Cities (A+)	7	1	3.20	36	0	0	0	4	9	70.1	43	28	25	4	1	44	0	121	1.24	.173	248	5	1	3	296	1266-773
2022	NW Arkansas (AA)	0	0	21.00	2	2	0	0	0	0	3.0	7	8	7	1	0	8	0	1	5.00	.467	15	0	0	0	23	93-45
TOTALS (2 MiLB SEASONS)		7	1	3.93	38	2	0	0	4	9	73.1	50	36	32	5	1	52	0	122	1.39	.190	263	5	1	3	319	1359-818



PLAYER

14 HOLDEN
CAPPS

LHP • R/L • 6'1" • 194 lbs • 3/24/1995 (27)
2017 MLB Draft – Round 8 (U. of Central Oklahoma)
Born/Resides: Lawton, Oklahoma

17 ZACK
PHILLIPS

LHP • L/L • 6'1" • 170 lbs • 7/11/1998 (23)
2019 MLB Draft – Round 27 (Ole Miss)
Born: Sierra Vista, Arizona • Resides: Texarkana, Arkansas

18 ALEC
MARSH

RHP • R/R • 6'3" • 220 lbs • 5/14/1998 (24)
2019 MLB Draft – Round 2, 70th Overall (Arizona State)
Born: Waukesha, Wisc. • Resides: Milwaukee, Wisc.

22 STEPHEN
WOODS JR.

RHP • R/R • 6'1" • 200 lbs • 6/10/1995 (26)
Traded from Tampa Bay – 7/21/2020
Born: New Hyde Park, N.Y. • Resides: Huntington Station, N.Y.

27 WALTER
PENNINGTON

LHP • L/L • 6'2" • 205 lbs • 4/14/1998 (24)
Signed 8/19/2020 as an Undrafted League Free Agent
Born: Englewood, Colorado • Resides: Broomfield, Colorado

28 DREW
PARRISH

LHP • L/L • 5'11" • 195 lbs • 12/8/1997 (24)
2019 MLB Draft – Round 6 (Florida State)
Born: Cape Canaveral, Florida • Resides: Rockledge, Florida

29 ZACH
WILLEMANN

RHP • R/R • 6'3" • 215 lbs • 5/19/1996 (26)
Traded from Los Angeles (NL) as PTBNL – 10/20/2021
Born/Resides: Napoleon, Ohio

32 ANTHONY
VENEZIANO

LHP • L/L • 6'6" • 200 lbs • 9/1/1997 (24)
2019 MLB Draft – Round 10 (Catal Carolina)
Born/Resides: Hackettstown, New Jersey

33 WILL
KLEIN

RHP • R/R • 6'5" • 230 lbs • 9/23/1999 (22)
2020 MLB Draft – Round 5 (Eastern Illinois)
Born: Maryville, Tennessee • Resides: Bloomington, Indiana

38 DANTE
BIASI

LHP • L/L • 6'0" • 200 lbs • 11/28/1996 (25)
2019 MLB Draft – Round 6 (Penn State)
Born: Wilkes Barre, Penn. • Resides: Hazleton, Penn.

45 YEERI
DEL ROSARIO

RHP • R/R • 6'2" • 180 lbs • 9/23/1999 (22)
Signed 12/5/2017 as a Minor League Free Agent
Born/Resides: Miches, Dominican Republic

51 ÁNDRES
SOTILLET

RHP • R/R • 6'1" • 215 • 3/2/1997 (25)
Signed 7/4/2015 as an International Free Agent
Born: Cumana, Venezuela • Resides: Sucre, Venezuela

53 ÁNGEL
ZERPA

LHP • L/L • 6'0" • 220 lbs • 9/27/1999 (22)
Signed 6/26/2016 as an International Free Agent
Born: Valle De La Pascua, Venez. • Resides: Anaco, Venez.

55 JONAH
DIPOTO

RHP • R/R • 6'1" • 225 • 9/3/1996 (25)
2019 MLB Draft – Round 35 (University of San Diego)
Born: Queens, New York • Resides: San Diego, California

QUICK NOTES

- 2022: Two scoreless outings in 2022, 0.2 IP on 4/28 and 0.2 IP on 5/11.
- 2021: Began the season on the Naturals' 60-Day IL and split the season between the Arizona Complex League, Quad Cities (A+) and NW Arkansas ... combined between three levels, went 4-2 across 22 games (three starts) with a 5.79 ERA (24 ER in 37.1 IP) and 36 strikeouts.
- 2019: Split the season between Wilmington (A+) and NW Arkansas (AA), pitching in 39 games out of the bullpen for the Blue Rocks and Naturals with a combined 2.61 ERA (15 ER in 51.2 IP) and 55 strikeouts.

2SFB, SL, CH

CONSECUTIVE BATTERS RETIRED: 0

SCORELESS STREAK: 0.1 IP (5/25/2022)

- 2021: Split the season between Columbia (A) and Quad Cities (A+), combining to pitch in 25 games out of the bullpen with an 0-4 record, but three saves and a 2.06 ERA (11 ER in 48.0 IP) while walking just 13 and striking out 51 ... 16 of his 25 total appearances were scoreless.
- 2019: After being drafted, was assigned to Burlington (R) in the Appalachian League and pitched in 20 games out of the bullpen for the B-Royals, going 4-1 with two saves and a 2.15 ERA (9 ER in 37.2 IP), while striking out 29.

4SFB, 2SFB, CT, SL, CH

CONSECUTIVE BATTERS RETIRED: 0

SCORELESS STREAK: 0.0 IP

- Ranked by MLB Pipeline as the No. 11 Royals prospect ... Ranked by *Baseball America* as the No. 14 Royals prospect
- 2022: Has struck out 7 or more in six of eight starts this year, including 10 strikeouts in each of last two starts, at least 8 in four straight starts.
- 2021: Broke camp with NW Arkansas (AA) and made six starts for the Naturals, before missing the rest of the year with an injury ... went 1-3 with a 4.97 ERA (14 ER in 25.1 IP) with 42 strikeouts (14.92 K/9) ... over his first 8.1 Double-A innings: 8.1 hitless and scoreless innings, named first ever Double-A Central Pitcher of the Week.

4SFB, SL, CV, CH

CONSECUTIVE BATTERS RETIRED: 1 (5/25/2022)

SCORELESS STREAK: 0.1 IP (5/25/2022)

- 2021: Spent the entire season with NW Arkansas (AA), beginning the season as a starting pitcher and finishing the year as a reliever ... in 22 games (7 starts, 15 relief appearances), went 5-7 with a 7.42 ERA (39 ER in 47.1 IP), while walking 45 and striking out 48.
- 2018-19: Missed 2018 due to injury, went 9-3 in 2019 ... selected by Kansas City with the fourth overall pick in the Rule 5 Draft (12/12/2019).
- 2016-17: Played two seasons in the Giants organization, reaching Class-A, traded to Tampa Bay December 20 in the 3B Evan Longoria deal.

4SFB, CV, CH, CT

CONSECUTIVE BATTERS RETIRED: 0

SCORELESS STREAK: 0.0 IP

- 2022: Assigned to NW Arkansas on 4/21 ... Pitched 5.2 scoreless innings with nine strikeouts for Quad Cities (A+) across three relief outings ... earned decisions in five of first six outings, three wins, one loss and one save.
- 2021: Pitched 22 games for Columbia (A), went 3-3 with a team-leading four saves and a 3.18 ERA (14 ER in 39.2 IP) and 37 strikeouts ... placed on the 7-day injured list on 8/14 ... assigned to the ACL Royals Blue (R) on 9/7 for rehab and finished his season with two games there.
- MISC: Graduated from the Colorado School of Mines with a mechanical engineering degree, threw 224.2 innings, but also hit .288 with a 1.142 OPS as an outfielder.

4SFB, CV, CH

CONSECUTIVE BATTERS RETIRED: 2 (5/25/2022)

SCORELESS STREAK: 2.0 IP (5/21/22 to 5/25/22)

- Ranked by MLB Pipeline as the No. 27 Royals prospect ... Ranked by *Baseball America* as the No. 18 Royals prospect
- 2022: Back-to-back Texas League Pitcher of the Week, on 5/9 and 5/16, has not allowed an earned run in 28.2 innings between 5/1 and 5/26.
- 2021: Split the season between Quad Cities (A+) and NW Arkansas (AA), with a break in between to pitch for Team USA at the 2021 WBSC Olympic Baseball Qualifiers ... named an MiLB.com Organization All-Star ... among qualified Minor League pitchers (96.0 IP), ranked 14th in WHIP, 14th in opponents' batting average (.198) and 16th in ERA (2.83) ... named August Double-A Central Pitcher of the Month.

4SFB, CV, CH

CONSECUTIVE BATTERS RETIRED: 4 (5/26/2022)

SCORELESS STREAK: 6.0 IP (5/26/2022)

- 2022: 10 of 16 outings have been scoreless, including last five games ... retired 13 straight batters, 5/12 to 5/24, including 3 perfect outings 5/18, 5/20, 5/22
- 2021: Joined the Royals as the Player to be Named Later in the deal that originally sent LHP Danny Duffy from the KC to LA on 7/30 ... spent the entire 2021 season with Tulsa (AA), going 3-2 with three saves across 33 relief appearances with a 3.78 ERA (20 ER in 47.2 IP) while striking out 59 ... 28.2% K% and 11.14 K/9 both ranked 14th in the Dodgers organization among pitchers who threw at least 45.0 innings.
- 2019: Pitched in 21 games (6 starts) for Great Lakes (A) and went 4-7 with two saves and a 5.38 ERA (48 ER in 80.1 IP) and 55 strikeouts.

4SFB, SL, CH

CONSECUTIVE BATTERS RETIRED: 5 (5/26/2022)

SCORELESS STREAK: 8.0 IP (5/12/22 to 5/26/22)

- Ranked by MLB Pipeline as the No. 16 Royals prospect ... Ranked by *Baseball America* as the No. 30 Royals prospect
- 2022: First six games of year were starts ... pitched 5.0 scoreless on 5/8 @ SPR ... did not issue walk for first time on 5/14 vs. WCH, in 4.2 IP of relief.
- 2021: Named Quad Cities (A+) Pitcher of the Year ... across 22 starts, went 6-4 with a 3.75 ERA (39 ER in 93.2 IP), while striking out an organization-best 127 and walking just 37 ... named the High-A Central Pitcher of the Year and All-Star left-handed starting pitcher.

4SFB, SL, CH

CONSECUTIVE BATTERS RETIRED: 0

SCORELESS STREAK: 0.1 IP (5/22/2022)

- Ranked by MLB Pipeline as the No. 18 Royals prospect ... Ranked by *Baseball America* as the No. 22 Royals prospect
- 2022: Started the season on Injured List with shin splints, assigned to NW Arkansas on 5/14.
- 2021: Named an MiLB.com Organization All-Star and MLB Pipeline's Royals' Pitching Prospect of the Year ... pitched in 36 games out of the bullpen for Quad Cities, went 7-1 with four saves and a 3.58 ERA, with 121 strikeouts in 70.1 IP ... among minor league pitchers who threw 70.0 innings, ranked 1st with 15.48 K/9 and 40.9% strikeout %, while 121 strikeouts were most for those with less than 15 starts.

4SFB, CB, CH

CONSECUTIVE BATTERS RETIRED: 0

SCORELESS STREAK: 0.2 IP (5/21/2022)

- 2022: First two games came in relief, piggybacking Asa Lacy ... made spot start on 4/23 @ FRI, threw 4.0 scoreless vs. Jack Leiter, then made two more starts.
- 2021: Spent the entire season with Quad Cities (A+), going 5-2 with two saves across 24 games (six starts) with a 3.77 ERA (30 ER in 71.2 IP) and 84 strikeouts ... first 16 appearances of the year all came in relief, six of his last eight were starts, including four straight to end the year.
- 2019: Pitched in seven games for Burlington (R), going 1-0 with a 2.50 ERA (5 ER in 18.0 IP) and 24 strikeouts to just three walks.
- COLLEGE: Across 28 games (27 starts) at Penn State, went 6-12 with a 3.76 ERA (57 ER in 136.1 IP) while striking out 153 and walking just 69.

4SFB, SL, CH, 2SFB

CONSECUTIVE BATTERS RETIRED: 8 (5/21/2022)

SCORELESS STREAK: 5.0 IP (5/17/22 to 5/21/22)

- Ranked by *Baseball America* as the No. 25 Royals prospect
- 2022: Did not allow a run across first four games and 11.1 IP of season ... 8 of 12 appearances have been scoreless.
- 2021: Spent the entire season with Northwest Arkansas, pitching in 26 games (11 starts) and going 2-4 with a 5.99 ERA (47 ER in 70.2 IP) ... ranked third on the Naturals pitching staff in strikeouts (78) and innings pitched (70.2), and fifth in both games pitched and games started.
- 2019: Did not pitch due to injury ... had a nerve issue in his right bicep, only treatment was rest.

4SFB, 2SFB, SL, CH

CONSECUTIVE BATTERS RETIRED: 1 (5/24/2022)

SCORELESS STREAK: 0.1 IP (5/24/2022)

- His 61 career games pitched for Northwest Arkansas are the most among active Naturals pitchers, tied 19th all-time in NWA history.
- 2022: Began the season pitching 5 games with NWA, assigned to Omaha (AAA) on 4/28 and pitched eight games with 3.86 ERA ... back to NWA 5/24
- 2021: Began the season with Omaha (AAA) and split the season between the Storm Chasers and NW Arkansas (AA), pitching in 34 games (1 start) with a 5.52 ERA (28 ER in 45.2 IP) ... pitched for Venezuela in the WBSC Baseball Americas Olympic Qualifying event May 31 to June 5.
- 2019: Spent the entire year with NW Arkansas (AA), going 6-1 across 34 games (four starts) with a 3.35 ERA (28 ER in 75.1 IP)

2SFB, SL, CH

CONSECUTIVE BATTERS RETIRED: 1 (5/24/2022)

- Ranked by MLB Pipeline as the No. 12 Royals prospect ... Ranked by *Baseball America* as the No. 24 Royals prospect ... rated as having the "Best Control" among Royals' pitching prospects in the 2022 Best Tools survey from BA.
- 2022: Two scoreless starts: 4/16 & 4/22, 9.0 IP total ... after 2.0 inning start on 4/10, last six starts have been at least 4.0 innings.
- 2021: Began the season in Quad Cities (A+) and after stops with NW Arkansas (AA) and Omaha (AAA), made his Major League debut on Sept. 30 vs. Cleveland, pitching 5.0 innings and allowing two runs with four strikeouts ... 108 strikeouts between the three MLB levels ranked 8th among Royals minor pitchers, as did 88.1 innings pitched.

4SFB, 2SFB, SL, CH

CONSECUTIVE BATTERS RETIRED: 1 (5/24/2022)

SCORELESS STREAK: 0.1 IP (5/24/2022)

- 2022: Pitched a scoreless Cactus League inning with a strikeout on 3/29 against his dad's Seattle Mariners ... has 34.5% K% and 14.29 K/9.
- 2021: Pitched 22 games for Quad Cities, went 1-0 with eight saves (in 10 chances) and a 3.19 ERA (11 ER in 31.0 IP) and 39 strikeouts ... eight saves ranked tied second in the Royals' system ... 15 of his 22 outings were scoreless, only allowing more than one run three times.
- MISC: Full name is Jonah Seaver Dipoto, after Tom Seaver ... father Jerry Dipoto is currently the General Manager of the Seattle Mariners.

SI, 4SFB, SL, CH

CONSECUTIVE BATTERS RETIRED: 3 (5/25/2022)

SCORELESS STREAK: 5.1 IP (5/12/22 to 5/25/22)

CAREER HIGHS

IP	5.0	(5x) Last: 9/3/17 vs. Orem
K	7	(2x) Last: 7/1/18 vs. Asheville
BB	3	7/25/17 @ Missoula
H	8	(3x) Last: 9/3/17 vs. Orem
R	7	9/9/17 @ Ogden
NP	95	(8/28/17 @ Ogden)
IP	4.0	(3x) Last: 4/21/22 @ Frisco
K	6	7/13/21 @ Myrtle Beach
BB	4	4/9/22 @ Springfield
H	6	(2x) Last: 9/18/21 vs. South Bend
R	8	4/9/22 @ Springfield
NP	60	4/9/22 @ Springfield
IP	6.0	5/14/21 vs. Tulsa
K	11	5/14/21 vs. Tulsa
BB	5	5/12/22 vs. Wichita
H	9	5/21/21 @ Springfield
R	4	(5x) Last: 4/30/22 vs. Amarillo
NP	91	5/25/22 @ Midland
IP	7.0	(2x) Last: 6/18/17 vs. Asheville
K	10	5/21/17 @ Charleston
BB	5	(6x) Last: 6/30/21 @ Springfield
H	10	6/18/21 @ San Antonio
R	7	6/18/21 @ San Antonio
NP	96	6/12/17 vs. Greenville
IP	3.1	(2x) Last: 5/7/22 @ Arkansas
K	5	(2x) Last: 4/15/22 vs. Cedar Rapids
BB	4	7/28/21 @ Charleston
H	5	7/11/21 vs. Charleston
R	5	(2x) Last: 4/26/22 vs. Amarillo
NP	51	6/24/21 vs. Myrtle Beach
IP	7.0	(4x) Last: 5/13/22 vs. Wichita
K	9	(3x) Last: 5/13/22 vs. Wichita
BB	5	8/21/21 @ Tulsa
H	7	9/12/21 @ Wichita
R	5	6/10/21 @ Frisco
NP	100	5/20/22 @ Arkansas
IP	6.0	8/31/19 @ Lake County
K	7	(2x) Last: 7/3/19 vs. Lansing
BB	5	7/14/19 @ Peoria
H	11	5/19/19 @ West Michigan
R	8	5/19/19 @ West Michigan
NP	89	8/15/19 @ West Michigan
IP	6.0	(2x) Last: 7/30/21 vs. South Bend
K	10	7/30/21 vs. South Bend
BB	5	4/9/22 @ Springfield
H	12	7/29/19 vs. Missoula
R	9	7/29/19 vs. Missoula
NP	86	7/30/21 vs. South Bend
IP	3.0	(5x) Last: 8/12/21 vs. Beloit
K	6	(5x) Last: 8/12/21 vs. Beloit
BB	5	5/14/21 vs. Wichita
H	5	5/21/22 @ Arkansas
R	4	(4x) 5/21/22 @ Arkansas
NP	56	7/1/21 vs. Cedar Rapids
IP	5.0	6/5/21 vs. Beloit
K	7	(5x) Last: 5/21/22 @ Arkansas
BB	5	6/29/21 vs. Cedar Rapids
H	6	4/29/22 vs. Amarillo
R	5	(2x) Last: 5/30/21 @ Dayton
NP	81	5/5/22 @ Springfield
IP	7.0	8/30/18 vs. Augusta
K	9	8/30/18 vs. Augusta
BB	5	(2x) Last: 8/1/21 vs. Wichita
H	8	6/22/18 vs. Charleston
R	8	6/22/18 vs. Charleston
NP	95	6/22/18 vs. Asheville
IP	9.0	7/7/18 vs. Greensboro
K	10	7/7/18 vs. Greensboro
BB	4	9/2/18 vs. Potomac
H	11	(3x) Last: 6/21/18 vs. Charleston
R	9	6/21/18 vs. Charleston
NP	113	7/7/18 vs. Greensboro
IP	6.0	(6x) Last: 7/21/21 @ Tulsa
K	10	7/20/17 @ DSL Astros Blue
BB	4	(2x) Last: 8/18/18 @ AZL Mariners
H	11	(2x) Last: 7/26/19 @ Princeton
R	9	7/26/19 @ Princeton
NP	88	5/11/21 vs. Cedar Rapids
IP	3.0	(4x) Last: 5/16/21 vs. Cedar Rapids
K	6	5/16/21 vs. Cedar Rapids
BB	4	(2x) Last: 4/8/22 @ Springfield
H	4	6/25/19 @ AZL Padres 1
R	3	(4x) Last: 7/30/21 vs. South Bend
NP	44	(2x) Last: 5/16/21 vs. Cedar Rapids



STARTING PITCHER SPLITS

PITCHER	GS	W-L	TEAM W-L	R SUPPORT	SUPPORT/START
28 Parrish, Drew	9	4-2	5-4	26	2.89
18 Marsh, Alec	8	1-2	3-5	17	2.13
32 Veneziano, Anthony	7	1-4	3-4	25	3.57
53 Zerpa, Angel	7	1-3	2-5	23	3.29
38 Biasi, Dante	3	0-0	3-0	12	4.00
39 Martinez, Marcelo	3	1-1	2-1	15	5.00
21 Lacy, Asa	2	0-1	1-1	9	4.50
33 Klein, Will	2	0-0	1-1	1	0.50
	41			128	3.12

1ST PITCH STRIKES

FPS	TBF	% FPS
119	191	62.3%
88	146	60.3%
51	117	43.6%
79	125	63.2%
24	54	44.4%
39	55	70.9%
23	43	53.5%
10	23	43.5%
433	754	57.4%

1-2-3 INNINGS

TOTAL	POSSIBLE	% 1-2-3
24	49	49.0%
10	33	30.3%
4	20	20.0%
4	29	13.8%
1	11	9.1%
7	14	50.0%
3	9	33.3%
0	2	0.0%
53	167	31.7%

NATURALS STARTERS VS. RELIEVERS

STARTERS		RELIEVERS
8-12	W-L	12-9
4.68	ERA	5.51
173.0	INNINGS	189.1
153 (21)	HITS (HR)	199 (23)
97 (90)	R (ER)	126 (116)
86	BB	104
190	K	177
1.38	WHIP	1.60
.231	AVG	.274

NATURALS RELIEVERS

PITCHER	LAST APPEARANCE (NWA)
38 Biasi, Dante	SAT 5/21 @ Arkansas (4.1 IP)
14 Capps, Holden	WED 5/25 @ Midland (1.0 IP)
Cosby, Christian	TUE 4/13 vs. Wichita (2.1 IP)
45 Del Rosario, Yefri	TUE 5/24 @ Midland (2.0 IP)
55 Dipoto, Jonah	WED 5/25 @ Midland (1.0 IP)
Haake, Zach	TUE 4/19 @ Frisco (2.2 IP)
27 Pennington, Walter	WED 5/25 @ Midland (1.0 IP)
17 Phillips, Zack	THU 5/26 @ Midland (0.2 IP)
Smith, Patrick	THU 5/12 vs. Wichita (0.1 IP)
51 Sotillet, Andres	TUE 5/24 @ Midland (1.0 IP)
32 Veneziano, Anthony	SAT 5/14 vs. Wichita (4.2 IP)
29 Willeman, Zach	THU 5/26 @ Midland (2.0 IP)
22 Woods Jr., Stephen	THU 5/26 @ Midland (1.0 IP)

ENTRANCE SITUATION

LEAD	TRAIL	TIED
3	2	-
4	3	2
-	1	1
6	6	-
5	8	-
1	2	-
5	2	3
2	7	1
1	1	1
5	-	1
-	1	-
9	5	2
8	4	1
49	42	12

INNING ENTERING THE GAME

1	2	3	4	5	6	7	8	9	10+
-	1	-	-	1	2	-	-	-	-
-	-	-	-	3	3	1	-	2	-
-	-	-	1	1	-	-	-	-	-
-	-	1	2	1	4	1	2	1	-
-	-	-	-	-	3	5	3	2	-
-	-	1	-	1	1	-	-	-	-
-	-	-	2	1	-	3	2	1	1
1	1	1	-	3	1	1	1	-	1
-	-	-	-	-	2	1	-	-	-
-	-	-	-	-	-	1	4	1	-
-	1	-	-	-	-	-	-	-	-
-	-	-	-	-	-	1	8	6	1
-	-	-	-	-	2	9	1	1	-
1	3	3	5	11	18	23	21	14	3

INHERITED RUNNERS

BR INHER.	BR SCORE	% SCORE
3	0	0.0%
3	0	0.0%
3	2	66.7%
8	3	37.5%
13	3	23.1%
3	3	100.0%
8	0	0.0%
7	0	0.0%
-	-	-
3	0	0.0%
3	1	33.3%
5	3	60.0%
4	1	25.0%
63	16	25.4%

1-2-3 INNINGS

TOTAL	POSSIBLE	% 1-2-3
5	15	33.3%
2	13	15.4%
1	4	25.0%
4	26	15.4%
4	12	33.3%
2	7	28.6%
5	15	33.3%
5	20	25.0%
-	-	-
3	9	33.3%
1	4	25.0%
8	20	40.0%
3	15	20.0%
43	160	26.9%

NATURALS PITCHER PICKOFF LOG (4)

	DATE	INNING	PITCHER	RUNNER	BASE	OUT #
1	4/16 vs. Wichita	▲ 3	Ángel Zerpa (1)	Kevin Merrell	1st	1
2	4/28 vs. Amarillo	▲ 3	Ángel Zerpa (2)	Blaze Alexander	2nd	1
3	5/18 @ Arkansas	▼ 6	Zack Phillips (1)	Patrick Frick	1st	2
4	5/21 @ Arkansas	▼ 3	Dante Biasi (1)	Cade Marlowe	2nd	3

AUTOMATIC BALLS CALLED ON NATURALS PITCHERS (8)

DATE	INNING	UMPIRE	PITCHER	COUNT AT CALL	BATTER RESULT (COUNT)
4/19/2022 @ Frisco	▼ 2	Jake Bruner	Alec Marsh	0-0	Strikeout (1-2)
4/19/2022 @ Frisco	▼ 8	Jake Bruner	Stephen Woods Jr.	3-1	Walk (3-1)
4/21/2022 @ Frisco	▼ 3	Benjamin Engstrand	Anthony Veneziano	1-2	Walk (3-2)
4/26/2022 vs. Amarillo	▲ 3	Tanner Dobson	Drew Parrish	0-0	Popout (1-2)
4/30/2022 vs. Amarillo	▲ 3	Harrison Silverman	Alec Marsh	1-1	Strikeout (3-2)
5/1/2022 vs. Amarillo	▲ 1	Willie Traynor	Drew Parrish	0-2	Popout (1-2)
5/21/2022 @ Arkansas	▼ 1	Chris Presley-Murphey	Will Klein	0-0	Walk (3-2)
5/26/2022 @ Midland	▼ 8	Benjamin Engstrand	Zach Willeman	0-0	Bunt Single (1-0)



PLAYER

QUICK NOTES

CAREER HIGHS

4 RYAN
GROTJOHN

INF/OF • L/R • 6'2" • 175 • 4/25/1995 (26)
Signed 1/27/2022 as a Minor League Free Agent
Born: Bakersfield, California • Resides: Scottsdale, Arizona

7 BRHET
BEWLEY

INF/OF • R/R • 5'11" • 182 lbs • 1/30/1997 (25)
2018 MLB Draft – Round 32 (University of San Diego)
Born: Temecula, California Resides: Winchester, California

8 MAIKEL
GARCIA

INF/OF • R/R • 6'0" • 145 • 3/3/2000 (22)
Signed 7/27/2016 as an International Free Agent
Born/Resides: La Sabana, Venezuela

9 JAKE
MEANS

INF/OF • R/R • 6'2" • 215 • 4/14/1996 (26)
2019 MLB Draft – Round 22 (Indiana State)
Born/Resides: Olathe, Kansas

11 LOGAN
PORTER

CATCHER • R/R • 6'0" • 200 • 7/12/1995 (26)
Signed 6/21/2018 as a Non-Drafted Free Agent
Born: Phoenix, Arizona • Resides: Surprise, Arizona

12 TUCKER
BRADLEY

OUTFIELDER • L/L • 6'0" • 206 • 5/6/1998 (24)
Signed 6/23/2020 as a Non-Drafted Free Agent
Born/Resides: Chickamauga, Georgia

13 NICK
LOFTIN

OUTFIELDER • R/R • 6'1" • 180 • 9/25/1998 (23)
2020 MLB Draft – CBA Round (32nd Overall)
Born/Resides: Corpus Christi, Texas

16 ROBBIE
GLENDINNING

INF/OF • R/R • 6'2" • 198 • 10/6/1995 (26)
Signed 2/22/2022 as a Minor League Free Agent
Born: Perth, Western Australia • Resides: Kansas City, MO

25 SEULY
MATIAS

OUTFIELDER • R/R • 6'3" • 225 • 9/4/1998 (23)
Signed 7/4/2015 as an International Free Agent
Born/Resides: La Isabela, Dominican Republic

26 MICHAEL
MASSEY

INF/OF • L/R • 6'0" • 190 • 3/22/1998 (24)
2019 MLB Draft – Round 4 (University of Illinois)
Born: Palos Park, Illinois • Resides: Champaign, Illinois

44 GAVIN
STUPIENSKI

C/INF • L/R • 6'1" • 220 • 3/12/1994 (28)
Signed 5/5/2021 as a Minor League Free Agent
Born: Princeton, N.J. • Resides: Wilmington, N.C.

- **2022:** Started season 0-for-11, first hit of season was 2nd inning home run on 4/30 vs. Amarillo.
- **2021:** Released by Arizona on 1/8, spent the season in the American Association with the Kansas City Monarchs and was named the American Association All-Star at 2B, slashing .329/.436/.523 (109-for-339) with 10 HR and 60 RBI for the league champions ... led the team in OBP and ranked second on the team in AVG, BB (55) and SB (12)
- **2017-2019:** Spent three seasons in the Diamondbacks' system originally Arizona's 10th-round pick in 2017 ... reached as high as Double-A Jackson in 2018 and 2019 ... won league championships with Jackson and Visalia (A+) in 2019.

HIT STREAK:

ON-BASE BASE STREAK: 2 Games (5/22 to 5/26) .333 (2-for-6), 2 BB

- **2022:** Began the season on Injured List, activated by NW Arkansas on 5/3 ... went 2-for-5 in his first game of the season on 5/5 @ SPR, with a solo home run in the sixth inning, his second hit of the day ... went 3-for-3 with a double & two runs off the bench, 5/25 @ MID, tied single-game career high in hits.
- **2021:** Spent most of the season with NW Arkansas (AA), slashing .230/.284/.363 (47-for-204) across 56 games ... out of action for a month, on the Injured List between 8/10 and 9/5 ... appeared at 2nd base, (23 G), 3rd base (23 G), left field (5 G) and DH (5 G), also pitched one inning (7/25).
- **2019:** Spent the entire season with Lexington (A), playing in 60 games, while slashing .252/.356/.307 (51-for-202) with one HR and 17 RBI.

HIT STREAK: 2 Games (5/25 to 5/26) .500 (4-for-8), 1 2B

ON-BASE BASE STREAK: 2 Games (5/25 to 5/26) .500 (4-for-8)

- Ranked by MLB Pipeline as the No. 20 Royals prospect ... Ranked by *Baseball America* as the No. 28 Royals prospect ... rated as having the "Best Infield Arm" among Royals' prospects in *Baseball America's* 2022 Best Tools survey.
- **2022:** Has reached base in 36 of 39 games, reaching base multiple times on 26 occasions ... 14-game hitting streak from 4/27 to 5/12: hit .397 with .970 OPS.
- **2021:** Split season between Columbia (A), and Quad Cities (A+), slashed .291/.380/.405 (120-for-480) between the two levels ... ranked third in the Royals' minor league system in average (.291) among qualified hitters and sixth in BABIP (.341) ... fifth in the system in hits (120), tied fourth in steals (35) ... added to KC 40-man roster on 11/19/21.

HIT STREAK:

ON-BASE STREAK:

- **2021:** Spent the first month and a half of the season with Columbia (A) before a promotion to Quad Cities (A+) on 6/15, where he finished out the season ... combined to slash .222/.343/.429 (76-for-343) over 97 games, with 16 home runs and 52 runs batted in ... assigned to the Surprise Saguaros of the Arizona Fall League after the MiLB season ... across 19 games, slashed .171/.244/.271 (12-for-70) with four doubles.
- **2019:** Assigned to Burlington (R) and played in 60 games for the Royals, slashing .267/.410/.400 (56-for-210) with 17 extra-base hits (five home runs) and 29 runs batted in.
- **MISC:** Younger brother of Baltimore starting pitcher John Means ... attended Gardner Edgerton HS, same high school as Bubba Starling ... college teammates with Clay Dungan

HIT STREAK:

ON-BASE BASE STREAK:

- **2022:** Has reached in 25 of 27 games ... team-best 1.018 OPS in May... Royals system leader in AVG (.319) & OBP (.443), 2nd in OPS (.911), 6th in SLG (.468).
- **2021:** Spent the season with Quad Cities (A+) and slashed .241/.368/.451 (62-for-257) in 77 games ... named a High-A Central post-season All-Star at catcher ... hit a walk-off homer in Game 4 of the High-A Central Championship Series on 9/25 to win 2-1 and force Game 5.
- **2019:** Spent the season with Burlington (R) and led the league in AVG (.352), OBP (.481), SLG (.648) and OPS (1.130), ranked tied for sixth in home runs (9).
- **MISC:** Grew up down the street from Surprise Stadium, was a dubbie for the AZL Royals the summer of 2011 while in high school, also caught bullpens for the team.

HIT STREAK:

ON-BASE BASE STREAK: 11 Games (5/8 to 5/25) .400 (16-for-40), 6 BB, 2 HBP

- **2022:** Two of three home runs this season have been GRAND SLAMS, 4/23 @ Frisco and 5/12 vs. Wichita, both in 5th inning, first two of his pro career.
- **2021:** Began his professional career splitting the year between Columbia (A) and Quad Cities (A+) and combined to slash .285/.380/.427 (94-for-330) with 30 extra-base hits and 45 runs batted in ... his .380 OBP ranked fourth among qualified Royals Minor Leaguers, while a .285 average and .807 OPS ranked eighth.
- **2017-2020:** Played collegiately at the University of Georgia, where he slashed .317/.384/.412 (143-for-451) in 125 games with 14 doubles, nine home runs and 62 RBI ... lists his favorite college memory as playing at Baum-Walker Stadium his freshman season.

HIT STREAK: 6 Games (5/19 to 5/26) .526 (10-for-19), 1 2B, 1 3B, 1 HR

ON-BASE BASE STREAK: 6 Games (5/19 to 5/26) .526 (10-for-19), 4 BB

- Ranked by MLB Pipeline as the No. 5 Royals prospect ... Ranked by *Baseball America* as the No. 12 Royals prospect ... rated as having the "Best Strike-Zone Discipline" among Royals' prospects in *Baseball America's* 2021 AND 2022 Best Tools surveys.
- **2022:** Tied for team lead with 14 multi-hit games and second with seven multi-run games ... has reached base in 28 of 35 games, hits in 23 of 35 games.
- **2021:** Spent his first pro season with Quad Cities (A+) and slashed .289/.374/.464 (103-for-356) across 90 games, named an MiLB.com Organization All-Star at third base ... won the High-A East Central batting title with a .289 average ... hit for the cycle on 8/1, going 5-for-6 at the plate with a walk-off homer in the ninth to complete the cycle.

HIT STREAK:

ON-BASE BASE STREAK:

- **2022:** Reached base in first 15 games of the season, April 8-29, longest streak on team this season ... has reached base in 29 of 33 games this season.
- **2021:** Did not play, missing the entire year after undergoing Tommy John surgery ... tore his UCL while playing catch in February 2021.
- **2017-2019:** Drafted by Pittsburgh in the 21st Round in 2017 and spent three seasons in the Pirates organization, slashing .274/.361/.417 (174-for-636) across 189 games, reaching as high as Double-A Altoona in 2019 ... named a Florida State League Mid-season All-Star in 2019.
- **COLLEGE:** Transferred to the University of Missouri in 2017 after two years at Northern Iowa Community College.

HIT STREAK: 3 Games (5/24 to 5/26) .267 (4-for-15), 1 2B, 1 HR

ON-BASE BASE STREAK: 5 Games (5/21 to 5/26) .261 (6-for-23), 1 HBP

- Ranked by *Baseball America* as the preseason No. 31 Royals prospect ... rated as having the "Best Outfield" among Royals' prospects in *Baseball America's* Best Tools surveys for five straight years, 2018 to 2022.
- **2021:** Split the season between Quad Cities (A+) and Northwest Arkansas (AA), with a rehab appearance for the ACL Royals Gold, playing in 64 total games with a .213/.309/.511 (50-for-235) slash line ... after the MiLB season, assigned to the Surprise Saguaros of the Arizona Fall League and slashed .188/.287/.425 (15-for-80) but tied for the team lead both with six home runs and 20 runs batted in .

HIT STREAK:

ON-BASE BASE STREAK: 2 Games (5/24 to 5/25) .200 (1-for-5), 1 BB

- Ranked by MLB Pipeline as the No. 21 Royals prospect ... Ranked by *Baseball America* as the No. 15 Royals prospect
- **2022:** Named Texas League Player of the Week for the week of April 25-May 1, hit .4117 with 1.225 OPS ... homered in three straight games, April 22-24 @ FRI.
- **2021:** Spent the entire season with Quad Cities (A+) and slashed .289/.351/.531 (112-for-388) in 99 games ... won the Minor League Gold Glove at second base, with a .989 fielding percentage in 284 total chances, which led ALL MiLB second basemen ... also named an MiLB.com organization All-Star and High-A Central Postseason All-Star ... reached base in 80 of 90 games played for the River Bandits.

HIT STREAK: 5 Games (5/21 to 5/26) .429 (9-for-21), 2 2B, 2 HR

ON-BASE BASE STREAK: 6 Games (5/20 to 5/26) .391 (9-for-23), 4 BB

- **2021:** Took one at-bat for the Naturals on 5/21 in Springfield and played two innings in left field, before being assigned to Quad Cities (A+) on 5/25 ... played in 38 games for the River Bandits, making 24 starts at first and slashing .264/.376/.482 (29-for-110) ... after hitting a solo home run in the fourth inning on 9/9 vs. Peoria, pitched the 11th inning and took the loss in an 8-5 defeat.
- **2018-2020:** Played 104 games of Indy Ball for four teams across four different leagues, slashed a collective .273/.368/.349 (76-for-278).
- **2016-2017:** Drafted in the 12th round of the 2016 draft by Arizona, spent two years in the D-backs system, hit .306 (46-for-150) over 47 games.

HIT STREAK:

ON-BASE BASE STREAK: 2 Games (5/22 to 5/26) .250 (2-for-8), 1 HBP

H	4	(2x) Last: 8/21/18 vs. Peoria
R	4	6/26/18 @ Peoria
HR	1	(13x) Last: 4/13/22 vs. Amarillo
RBI	7	7/27/18 vs. Beloit
BB	3	(2x) Last: 5/14/19 @ Mobile
SB	1	(13x) Last: 8/31/19 vs. Jacksonville
H	3	(5x) Last: 5/25/22 @ Midland
R	3	8/25/19 @ Augusta
HR	1	(9x) Last: 9/17/21 vs. Springfield
RBI	4	7/20/21 @ Tulsa
BB	3	(3x) Last: 9/1/19 @ Hickory
SB	2	(2x) Last: 7/31/18 @ Pulaski
H	4	(3x) Last: 5/1/22 vs. Amarillo
R	4	(2x) Last: 4/8/22 @ Springfield
HR	1	(5x) Last: 9/8/21 vs. Peoria
RBI	3	(4x) Last: 9/8/21 vs. Peoria
BB	3	(5x) Last: 4/3/22 vs. Wichita
SB	3	6/20/19 @ Bristol
H	4	8/12/19 @ Greeneville
R	3	7/9/21 @ Wisconsin
HR	1	(21x) Last: 9/18/21 vs. South Bend
RBI	4	(2x) Last: 6/18/21 vs. Wisconsin
BB	3	(3x) Last: 7/9/21 @ Wisconsin
SB	1	(8x) Last: 4/8/22 @ Springfield
H	4	8/6/19 @ Johnson City
R	3	(4x) Last: 8/1/21 vs. South Bend
HR	2	(5x) Last: 7/14/21 @ Beloit
RBI	4	(2x) Last: 8/10/21 vs. Beloit
BB	3	(3x) Last: 4/9/22 @ Springfield
SB	1	8/10/21 vs. Beloit
H	3	(11x) Last: 5/26/22 @ Midland
R	3	(3x) Last: 8/17/21 @ South Bend
HR	2	8/10/21 vs. Beloit
RBI	5	6/24/21 @ Beloit
BB	3	8/27/21 vs. Wisconsin
SB	2	(4x) Last: 5/21/22 @ Arkansas
H	5	8/1/21 vs. South Bend
R	4	8/1/21 vs. South Bend
HR	1	(14x) Last: 5/13/22 vs. Wichita
RBI	5	4/22/22 @ Frisco
BB	3	(2x) Last: 9/5/21 @ Cedar Rapids
SB	2	4/12/22 vs. Wichita
H	4	5/3/19 vs. Lakeland
R	3	(3x) Last: 5/4/22 @ Springfield
HR	1	(21x) Last: 5/24/22 @ Midland
RBI	4	(3x) Last: 5/21/22 @ Arkansas
BB	3	(2x) Last: 6/17/19 vs. Harrisburg
SB	2	6/3/19 @ Daytona
HR	3	(14x) Last: 5/5/22 @ Springfield
R	3	(3x) Last: 4/27/22 vs. Amarillo
HR	2	(8x) Last: 9/18/21 vs. Springfield
RBI	5	7/23/17 vs. Bristol
BB	3	5/4/22 @ Springfield
SB	1	(17x) Last: 8/28/21 vs. Springfield
H	5	6/26/21 @ Beloit
R	4	(2x) Last: 7/9/21 @ Wisconsin
HR	3	7/14/21 @ Beloit
RBI	5	(2x) Last: 8/19/21 @ South Bend
BB	3	5/8/22 @ Springfield
SB	1	(21x) Last: 5/24/22 @ Midland
H	4	7/29/21 vs. South Bend
R	3	(2x) Last: 8/28/21 vs. Wisconsin
HR	2	8/19/21 @ South Bend
RBI	4	9/8/21 vs. Peoria
BB	2	(5x) Last: 9/8/21 vs. Peoria
SB	1	(2x) Last: 8/20/16 @ AZL Cubs



So Nice, They Did It Twice (Or More)		Multi-Hit Games					Multi-Run Games					Multi-RBI Games					Multi-BB Games					Multi-K Games					Multi-SB Games				
		2	3	4	5+	T	2	3	4	5+	T	2	3	4	5+	T	2	3	4	5+	T	2	3	4	5+	T	2	3	4	5+	T
7	Brhet Bewley	1	1	-	-	2	1	-	-	-	1	-	-	-	-	-	-	-	-	-	-	1	1	-	-	2	-	-	-	-	-
12	Bradley, Tucker	7	2	-	-	9	6	-	-	-	6	1	1	2	-	4	1	-	-	-	1	1	-	-	1	2	-	-	-	2	
	Cropley, Tyler	-	-	-	-	-	-	-	-	-	-	-	-	-	-	-	-	-	-	-	-	-	-	-	-	-	-	-	-	-	
	Eaton, Nate	5	4	-	-	9	1	2	-	-	3	4	-	-	-	4	2	-	-	-	2	8	-	-	-	8	1	-	-	1	
8	Garcia, Maikel	10	2	1	-	13	6	1	1	-	8	2	-	-	-	2	6	1	-	-	7	6	1	-	-	7	2	-	-	2	
16	Glendinning, Robbie	8	-	-	-	8	3	2	-	-	5	6	2	1	-	9	4	-	-	-	4	7	5	-	-	12	-	-	-	-	
4	Grotjohn, Ryan	1	-	-	-	1	-	-	-	-	-	1	-	-	-	1	1	-	-	-	1	2	1	-	-	3	-	-	-	-	
13	Loftin, Nick	11	3	-	-	14	5	2	-	-	7	5	-	-	1	6	2	-	-	-	2	3	-	-	-	3	1	-	-	1	
26	Massey, Michael	8	7	-	-	15	5	-	-	-	5	3	2	3	-	8	1	1	-	-	2	6	1	-	-	7	-	-	-	-	
25	Matias, Seuly	5	3	-	-	8	1	1	-	-	2	3	3	-	-	6	-	1	-	-	1	12	4	1	-	17	-	-	-	-	
9	Means, Jake	4	-	-	-	4	2	-	-	-	2	3	1	-	-	4	-	-	-	-	-	7	2	-	-	9	-	-	-	-	
11	Porter, Logan	8	2	-	-	10	4	-	-	-	4	2	-	-	-	2	3	1	-	-	4	6	-	-	-	6	-	-	-	-	
	Rave, John	8	1	-	-	9	2	-	-	-	2	5	3	-	-	8	3	2	-	-	5	8	-	-	-	8	1	-	-	1	
	Rivero, Sebastian	4	1	-	-	5	1	1	-	-	2	2	1	-	-	3	3	-	-	-	3	3	1	-	-	4	-	-	-	-	
44	Stupiensi, Gavin	1	-	-	-	1	-	-	-	-	-	-	-	-	-	-	-	-	-	-	-	2	-	-	-	2	-	-	-	-	
		81	26	1	0	108	37	9	1	0	47	37	13	6	1	57	26	6	0	0	32	72	16	1	0	89	7	0	0	0	7

HITTING STREAKS

PLAYER	CURRENT	LONGEST	DATES/RESULTS							
			START	END	AVG	2B	3B	HR	RBI	OPS
7 Brhet Bewley	2	2	5/25	5/26	.500 (4-8)	1	0	0	0	1.125
12 Bradley, Tucker	6	6 (3x)	5/19	5/26	.526 (10-19)	1	1	1	6	1.451
7 Garcia, Maikel	-	14	4/27	5/12	.397 (23-58)	6	0	0	6	.970
16 Glendinning, Robbie	3	6	4/22	4/29	.391 (9-23)	4	0	1	6	1.158
4 Grotjohn, Ryan	-	-	-	-	(-)	-	-	-	-	-
13 Loftin, Nick	-	6	5/4	5/10	.480 (12-24)	4	1	1	6	1.321
26 Massey, Michael	5	6	4/28	5/4	.440 (11-25)	2	0	2	10	1.243
25 Matias, Seuly	-	3 (2x)	5/3	5/5	.667 (6-9)	1	1	1	4	2.066
9 Means, Jake	-	3 (2x)	4/28	5/1	.364 (4-11)	1	0	1	3	1.144
11 Porter, Logan	-	5	5/8	5/14	.500 (10-20)	1	0	3	4	1.545
44 Stupiensi, Gavin	-	-	-	-	(-)	-	-	-	-	-

BOLD indicates longest streak in 2022 among active players

ON-BASE STREAKS

CURRENT	LONGEST	DATES/RESULTS							
		START	END	AVG	2B	HR	BB	HBP	OBP
2	2	5/25	5/26	.500 (4-8)	1	0	0	0	.500
6	6 (3x)	5/19	5/26	.526 (10-19)	1	1	4	0	.609
-	14	4/27	5/12	.397 (23-58)	6	0	8	0	.470
5	15	4/8	4/29	.300 (15-50)	5	2	13	1	.453
2	2 (2x)	5/22	5/26	.333 (2-6)	0	0	2	0	.500
-	7	4/16	4/24	.259 (7-27)	0	2	7	0	.412
6	8	4/8	4/17	.265 (9-34)	3	0	3	0	.316
2	6	4/8	4/15	.375 (9-24)	2	0	1	0	.385
-	4 (2x)	5/8	5/14	.286 (4-14)	3	0	2	0	.375
11	12	4/16	5/5	.293 (12-41)	0	1	9	0	.420
2	2	5/22	5/26	.250 (2-8)	1	0	0	1	.333

Italics indicates longest personal streak is active

PITCHES/PLATE APPEARANCE & PLATE APPEARANCE DEPTH

PLAYER	AVG. P/PA	TOTAL PA	TOTAL P	LONGEST PA (#)	DATE	INN.	PITCHER	RESULT
7 Bewley, Brhet	3.96	25	99	7 (2x)	May 19	▲ 7	Connor Jones (ARK)	Double Play (6-4-3)
12 Bradley, Tucker	3.61	123	444	7 (9x)	May 21	▲ 3	Stephen Kolek (ARK)	Walk
Cropley, Tyler	3.67	9	33	6	April 15	▼ 5	Simeon Woods Richardson (WCH)	Groundout (5-3)
Eaton, Nate	3.79	159	602	8 (2x)	May 22	▲ 6	Peyton Alford (ARK)	Strikeout Swinging
7 Garcia, Maikel	3.89	190	739	9	May 3	▲ 9	Michael Brettell (SPR)	Strikeout Swinging
16 Glendinning, Robbie	4.21	148	623	11	May 18	▲ 5	Taylor Dollard (ARK)	Groundout (6-3)
4 Grotjohn, Ryan	4.24	25	106	9 (2x)	May 26	▲ 5	Jack Cushing (MID)	Walk
13 Loftin, Nick	3.44	174	599	8	April 20	▲ 9	Lucas Jacobsen (FRI)	Walk
26 Massey, Michael	3.83	181	693	10 (3x)	May 12	▼ 6	Louie Varland (WCH)	Home Run (Solo)
25 Matias, Seuly	3.79	139	527	9	May 5	▲ 7	Cory Thompson (SPR)	Single
9 Means, Jake	3.94	113	445	9	May 8	▲ 9	Freddy Pacheco (SPR)	Strikeout Swinging
11 Porter, Logan	4.04	114	461	9 (3x)	May 25	▲ 9	Wandisson Charles (MID)	Walk
Rave, John	4.25	149	633	8	April 16	▼ 7	Steven Cruz (WCH)	Walk
Rivero, Sebastian	3.75	83	311	11	April 22	▲ 9	Lucas Jacobsen (FRI)	Flyout (F9)
44 Stupiensi, Gavin	3.39	18	61	6	May 22	▲ 7	Braden Shipley (ARK)	Strikeout Swinging
	3.86	1,650	6,376					

PINCH HITTING LOG

DATE	INNING	PINCH HITTER	HITTING FOR	RESULT
4/15/2022 vs. Wichita	▼ 9	John Rave	Tyler Cropley	Groundout (3-1)
4/16/2022 vs. Wichita	▼ 8	Maikel Garcia	Ryan Grotjohn	Lineout (L7)
4/17/2022 vs. Wichita	▼ 6	Sebastian Rivero	Tyler Cropley	Single
4/19/2022 @ Frisco	▲ 9	Tucker Bradley	Jake Means	Strikeout Looking
4/21/2022 @ Frisco	▲ 9	Ryan Grotjohn	Logan Porter	Strikeout Swinging
4/21/2022 @ Frisco	▲ 9	Gavin Stupiensi	Jake Means	Flyout (F9)
4/22/2022 @ Frisco	▲ 9	Ryan Grotjohn	Michael Massey	Strikeout Swinging
4/26/2022 vs. Amarillo	▼ 8	Tucker Bradley	Jake Means	Flyout (F8)
4/27/2022 vs. Amarillo	▼ 8	Gavin Stupiensi	Logan Porter	Strikeout Swinging
4/30/2022 vs. Amarillo	▼ 9	Robbie Glendinning	Ryan Grotjohn	Strikeout Swinging
5/18/2022 @ Arkansas	▲ 9	Tucker Bradley	Jake Means	RBI Groundout (3U)
5/19/2022 @ Arkansas	▲ 9	Ryan Grotjohn	Logan Porter	Flyout (F7)

Naturals Pinch Hitters: 1-for-12

Most-Used Pinch Hitter:
Tucker Bradley & Ryan Grotjohn (3x)Most Frequently Pinch-Hit For
Jake Means (4x)

NATURALS 10-PITCH AT-BAT LOG (7)

DATE	INNING	PITCHES	BATTER	PITCHER	RESULT
April 10 @ Springfield	▲ 7	10	Michael Massey	Sean Kealey	Walk
April 16 vs. Wichita	▼ 7	12	John Rave	Steven Cruz	Walk
April 22 @ Frisco	▲ 9	11	Sebastian Rivero	Lucas Jacobsen	Flyout (F9)
April 22 @ Frisco	▲ 7	10	Michael Massey	Nick Staff	Walk
May 13 vs. Wichita	▼ 6	10	Michael Massey	Louie Varland	HOME RUN
May 17 @ Arkansas	▲ 5	10	John Rave	Peyton Alford	Walk
May 18 @ Arkansas	▲ 5	11	Robbie Glendinning	Taylor Dollard	Groundout (5-3)

AUTOMATIC STRIKES CALLED ON NATURALS HITTERS (2)

DATE	INNING	UMPIRE	HITTER	COUNT AT CALL	BATTER RESULT (COUNT)
4/15/2022 vs. Wichita	▼ 1	Isaias Barba	Maikel Garcia	0-0	Strikeout (2-2)
4/21/2022 @ Frisco	▲ 9	Benjamin Engstrand	Gavin Stupiensi	1-0	Flyout, F9 (1-1)



HR #	PLAYER (SEASON NO.)	GM # – DATE	OPPONENT	DIRECTION	ON BASE	INNING	OUTS	COUNT	SCORE	FINAL
1	Jake Means (1)	3 – 4/10/2022	@ Springfield	RCF	1	2	2	1-1	2-3	L, 10-5
2	John Rave (1)	10 – 4/19/2022	@ Frisco	RF	1	3	1	2-2	2-0	L, 4-3
3	Robbie Glendinning (1)	11 – 4/20/2022	@ Frisco	LCF	0	2	2	3-1	1-0	W, 7-2
4	Nick Loftin (1)	11 – 4/20/2022	@ Frisco	LCF	1	3	1	0-0	3-1	W, 7-2
5	Seuly Matias (1)	11 – 4/20/2022	@ Frisco	LF	1	5	1	1-1	5-2	W, 7-2
6	John Rave (2)	12 – 4/21/2022	@ Frisco	LCF	0	2	1	2-1	1-0	L, 12-2
7	Seuly Matias (2)	12 – 4/21/2022	@ Frisco	LCF	0	4	0	0-2	2-7	L, 12-2
8	Michael Massey (1)	13 – 4/22/2022	@ Frisco	LCF	1	1	1	1-1	2-0	W, 11-2
9	Nick Loftin (1)	13 – 4/22/2022	@ Frisco	LCF	3	2	2	0-0	6-0	W, 11-2
10	Tucker Bradley (1)	14 – 4/23/2022	@ Frisco	LCF	3	5	1	2-1	9-0	W, 12-4
11	Michael Massey (2)	14 – 4/23/2022	@ Frisco	CF	0	8	1	0-2	11-3	W, 12-4
12	Nate Eaton (1)	14 – 4/23/2022	@ Frisco	LCF	0	9	0	3-2	12-3	W, 12-4
13	Michael Massey (3)	15 – 4/24/2022	@ Frisco	RCF	0	4	0	1-0	1-2	W, 4-3
14	Robbie Glendinning (2)	16 – 4/26/2022	vs. Amarillo	LCF	2	11	2	1-1	5-6	L, 6-5
15	Seuly Matias (3)	17 – 4/27/2022	vs. Amarillo	LF	0	2	0	0-0	2-2	W, 12-6
16	Sebastian Rivero (1)	17 – 4/27/2022	vs. Amarillo	LF	0	4	0	0-1	3-3	W, 12-6
17	Sebastian Rivero (2)	17 – 4/27/2022	vs. Amarillo	LF	1	6	2	0-0	12-5	W, 12-6
18	Jake Means (2)	18 – 4/28/2022	vs. Amarillo	LF	0	3	0	0-1	1-0	L, 9-5
19	Nate Eaton (2)	19 – 4/29/2022	vs. Amarillo	LF	0	2	0	1-0	1-0	W, 8-7
20	Sebastian Rivero (3)	20 – 4/30/2022	vs. Amarillo	RCF	0	2	2	1-1	1-2	L, 7-5
21	Ryan Grotjohn (1)	20 – 4/30/2022	vs. Amarillo	RCF	1	2	2	3-2	3-2	L, 7-5
22	Michael Massey (4)	20 – 4/30/2022	vs. Amarillo	RCF	1	3	1	1-2	5-2	L, 7-5
23	Logan Porter (1)	21 – 5/1/2022	vs. Amarillo	LF	1	2	1	0-1	3-1	W, 9-5
24	Robbie Glendinning (3)	21 – 5/1/2022	vs. Amarillo	LF	1	3	2	0-0	5-2	W, 9-5
25	Michael Massey (5)	21 – 5/1/2022	vs. Amarillo	RF	2	7	0	1-2	8-2	W, 9-5
26	Robbie Glendinning (4)	23 – 5/4/2022	@ Springfield	LF	1	5	0	1-0	7-1	W, 13-3
27	Seuly Matias (4)	24 – 5/5/2022	@ Springfield	LCF	0	5	1	1-1	2-4	W, 9-6
28	Brhet Bewley (1)	24 – 5/5/2022	@ Springfield	LCF	0	6	0	1-0	3-5	W, 9-6
29	Tucker Bradley (2)	24 – 5/5/2022	@ Springfield	RF	0	6	0	2-2	4-5	W, 9-6
30	Nick Loftin (3)	24 – 5/5/2022	@ Springfield	LCF	1	7	1	1-1	9-5	W, 9-6
31	Nate Eaton (3)	27 – 5/8/2022	@ Springfield	LCF	0	2	0	1-0	1-0	W, 9-5
32	Logan Porter (2)	27 – 5/8/2022	@ Springfield	LF	0	5	0	2-0	2-0	W, 9-5
33	Seuly Matias (5)	28 – 5/10/2022	vs. Wichita	LCF	2	3	2	0-1	4-0	W, 7-4
34	Robbie Glendinning (5)	28 – 5/10/2022	vs. Wichita	LF	0	8	1	0-2	7-4	W, 7-4
35	Logan Porter (3)	29 – 5/11/2022	vs. Wichita	LCF	0	7	0	3-1	1-3	L, 4-3
36	Michael Massey (6)	30 – 5/12/2022	vs. Wichita	LF	0	6	0	3-2	4-4	L, 10-4
37	Tucker Bradley (3)	31 – 5/13/2022	vs. Wichita	RCF	3	5	0	0-0	4-0	W, 7-0
38	Nick Loftin (4)	31 – 5/13/2022	vs. Wichita	LF	1	7	2	3-1	7-0	W, 7-0
39	Logan Porter (4)	32 – 5/14/2022	vs. Wichita	RCF	0	2	2	2-2	1-4	L, 7-6
40	Michael Massey (7)	37 – 5/21/2022	@ Arkansas	RF	2	3	1	0-0	4-4	W, 11-4
41	John Rave (3)	38 – 5/22/2022	@ Arkansas	RF	2	3	2	1-1	5-0	W, 10-5
42	Tucker Bradley (4)	38 – 5/22/2022	@ Arkansas	RCF	2	5	2	1-1	10-1	W, 10-5
43	Robbie Glendinning (6)	39 – 5/24/2022	@ Midland	RF	1	1	2	0-1	2-0	W, 8-5
44	Michael Massey (8)	39 – 5/24/2022	@ Midland	RCF	3	7	2	1-2	7-3	W, 8-5
45	Seuly Matias (6)	40 – 5/25/2022	@ Midland	LF	0	2	1	2-2	2-0	W, 11-3
46	Nate Eaton (4)	40 – 5/25/2022	@ Midland	LF	0	5	1	2-0	6-1	W, 11-3

HOME RUN BREAKDOWN

[illegible]

INNING DISTRIBUTION

1st Inning	2nd Inning	3rd Inning	4th Inning	5th Inning	6th Inning	7th Inning	8th Inning	9th Inning	10th Inning	11th Inning
2	12	8	3	8	4	5	2	1	0	1

NOTABLE NATURALS HOME RUNS

BACK-TO-BACK HOMERS (1)		2-HOMER GAMES (1)		3-HOMER GAMES (0)		GRAND SLAMS (4)	
PLAYERS	DATE/OPPONENT (INN.)	PLAYER (CAREER NO.)	DATE/OPPONENT	PLAYER (CAREER NO.)	DATE/OPPONENT	PLAYER (CAREER NO.)	DATE/OPPONENT (INN.)
Brhet Bewley & Tucker Bradley	5/5 @ Springfield (6th)	Sebastian Rivero (1st)	4/27 vs. Amarillo			Nick Loftin (2nd)	4/22 @ Frisco (2nd)
						Tucker Bradley (1st)	4/23 @ Frisco (5th)
						Tucker Bradley (2nd)	5/13 vs. Wichita (5th)
						Michael Massey (2nd)	5/24 @ Midland (7th)

LEADOFF HOMERS (0)		INSIDE-THE PARK HOMERS (0)		PINCH-HIT HOMERS (0)		WALK-OFF HOMERS (0)	
PLAYER (CAREER NO.)	DATE/OPPONENT	PLAYER (CAREER NO.)	DATE/OPPONENT (INN.)	PLAYER (CAREER NO.)	DATE/OPPONENT (INN.)	PLAYER (CAREER NO.)	DATE/OPPONENT

HOME RUN SITUATION	# OF	DATE OF LAST	BATTER ('22 HR #)	PITCHER	COUNT	RUNNERS ON	OUTS	INNING	SCORE @ HR	FINAL
GO-AHEAD HOME RUN	14	May 24 @ Midland	Michael Massey (8)	Chester Pimentel	1-2	3	2	▲ 7	7-3	W, 8-5
GAME-TYING HOME RUN	4	May 21 @ Arkansas	Michael Massey (7)	Stephen Kolek	0-0	2	1	▲ 3	4-4	W, 11-4 (8)

NOTABLE OPPOSING HOME RUNS

BACK-TO-BACK HOMERS (2)		2-HOMER GAMES (2)		3-HOMER GAMES (0)		GRAND SLAMS (1)	
PLAYERS	DATE/OPPONENT (INN.)	PLAYER (CAREER NO.)	DATE/OPPONENT	PLAYER (CAREER NO.)	DATE/OPPONENT	PLAYER	DATE/OPPONENT (INN.)
Leandro Cedeño & Jorge Barrosa	5/1 vs. Amarillo (8th)	Dio Arias (1st)	4/21 @ Frisco			Justin Foscue	4/21 @ Frisco (3rd)
Alex Isola & Andrew Bechtold	5/10 vs. Wichita (4th)	Leandro Cedeño (4th)	4/30 vs. Amarillo				

LEADOFF HOMERS (1)		INSIDE-THE PARK HOMERS (0)		PINCH-HIT HOMERS (0)		WALK-OFF HOMERS (0)	
PLAYER	DATE/OPPONENT	PLAYER	DATE/OPPONENT (INN.)	PLAYER	DATE/OPPONENT (INN.)	PLAYER	DATE/OPPONENT
Jonathan Ornelas	4/24@ Frisco						



AFTER-INNING RECORDS

LEADING TRAILING TIED

AFTER 1 INNING	7-3	2-9	10-10
AFTER 2 INNINGS	8-4	3-10	9-7
AFTER 3 INNINGS	12-5	3-12	5-4
AFTER 4 INNINGS	13-5	3-11	4-5
AFTER 5 INNINGS	17-4	3-14	0-3
AFTER 6 INNINGS	18-4	2-13	0-4
AFTER 7 INNINGS	19-2	0-16	1-3
AFTER 8 INNINGS	9-0	0-17	1-4

NATURALS BIG INNINGS

DATE INNING RUNS

1. 4/12 vs. Wichita	1st Inning	8
2. 4/27 vs. Amarillo	4th Inning	7
3. 5/4 @ Springfield	9th Inning	6
4. 5/24 @ Midland	7th Inning	5
5/5 @ Springfield	6th Inning	5
5/4 @ Springfield	3rd Inning	5
4/22 @ Frisco	3rd Inning	5
4/9 @ Springfield	8th Inning	5

SCORE BY INNINGS

	1	2	3	4	5	6	7	8	9	10	11+	TOTAL
Naturals	22	24	45	21	45	20	34	16	23	1	4	255
Opponents	24	29	29	14	27	27	29	26	9	4	5	223
Difference	-2	-5	16	7	18	-7	5	-10	14	-3	-1	32

SCORE BY INNINGS V. MIDLAND

	1	2	3	4	5	6	7	8	9	10	11+	TOTAL
Naturals	3	2	1	1	2	1	6	1	3	0	0	20
RockHounds	2	1	0	0	2	1	1	2	0	1	0	10
vs. Midland Difference	1	1	1	1	0	0	5	-1	3	-1	0	10

MULTI-RUN INNINGS

	2	3	4	5	6	7	8	9	10+	TOTAL
Naturals	23	13	13	5	1	1	1	-	-	57
Opponents	31	13	5	3	2	1	-	-	-	55

RECORD BY RUNS SCORED/ALLOWED

RUNS	0	1	2	3	4	5	6	7	8	9	10	11+
SCORED	0-1	0-5	0-2	0-2	2-2	0-6	0-2	3-0	4-0	3-0	1-0	7-1
ALLOWED	2-0	0-0	2-3	3-0	2-4	5-3	3-2	1-4	1-0	0-1	0-2	0-3

RECORD BY MARGIN OF VICTORY/DEFEAT

1 Run	2 Runs	3 Runs	4 Runs	5 Runs	6 Runs	7 Runs	8 Runs	9 Runs	10+ Runs
2-10	1-2	5-1	3-2	2-2	1-2	2-1	2-0	1-0	1-1

2022 WALK-OFF TRACKER

GAME #	DATE	OPPONENT	FINAL (INN.)	PLAYER	WINNING RUN	PITCHER	HOW	OUTS	COUNT
33	May 18	@ Arkansas	L, 7-5 (10)	Zach DeLoach	Jack Larsen	Walter Pennington	RBI single to right field	2	0-1
41	May 26	@ Midland	L, 2-1 (10)	Shane Selman	Logan Davidson	Zack Phillips	RBI single to right-center field	2	2-2

Bold Indicates Naturals Walk-off

2022 NATURALS EJECTIONS

DATE	INNING	WHO	WHY	UMPIRE
------	--------	-----	-----	--------

2022 NATURALS MONTH BY MONTH

HITTING

MONTH	AVG	G	AB	R	H	TB	2B	3B	HR	RBI	SB	CS	SO	BB	IBB	HBP	SAC	SF	GIDP	OBP	SLG	OPS
APRIL	.261	20	690	126	180	291	37	4	22	112	32	5	183	97	1	11	4	9	14	.357	.422	.779
MAY	.276	21	738	129	204	324	38	5	24	123	27	6	184	71	2	9	7	13	16	.342	.439	.781
JUNE																						
JULY																						
AUGUST																						
SEPTEMBER																						
TOTAL	269	41	1428	255	384	615	75	9	46	235	59	11	367	168	3	20	11	22	30	.349	.431	.780

PITCHING

MONTH	ERA	W	L	G	SHO	SV	IP	H	R	ER	BB	SO	2B	3B	HR	WP	HBP	BK	GIDP	TBF	AVG	WHIP
APRIL	5.98	9	11	20	0	3	179.0	194	127	119	87	158	35	3	25	17	11	1	17	810	.276	1.57
MAY	4.27	11	10	21	2	3	183.1	158	96	87	103	209	42	4	19	9	10	1	11	800	.231	1.42
JUNE																						
JULY																						
AUGUST																						
SEPTEMBER																						
TOTAL	5.12	20	21	41	2	6	362.1	352	223	206	190	367	77	7	44	26	21	2	28	1610	.254	1.50



HOME/AWAY

Home Games.....	7-10
Away Games.....	13-11

MONTH

April.....	9-11
May.....	11-10
June.....	
July.....	
August.....	
September.....	

OPPONENT

vs. Amarillo.....	3-3
vs. Arkansas.....	2-4
vs. Corpus Christi.....	
vs. Frisco.....	4-2
vs. Midland.....	2-1
vs. San Antonio.....	
vs. Springfield.....	5-4
vs. Tulsa.....	
vs. Wichita.....	4-7

DAY OF THE WEEK

on Monday.....	
on Tuesday.....	3-4
on Wednesday.....	5-2
on Thursday.....	1-6
on Friday.....	4-3
on Saturday.....	3-4
on Sunday.....	4-2

PITCHING

vs. Left-Handed Starter.....	5-0
vs. Right-Handed Starter.....	15-21
WITH Left-Handed Starter.....	16-15
WITH Right-Handed Starter.....	4-6

SCORING

1-Run Games.....	2-10
2-Run Games.....	1-2
3-4-Run Games.....	8-3
5+-Run Games.....	9-6
Extra Innings.....	0-4
Shutouts.....	2-1
Doubleheaders.....	
Scoring 0-2 Runs.....	0-8
3-5 Runs.....	2-10
6-9 Runs.....	10-2
10+ Runs.....	8-1
Opponent 0-2 Runs.....	4-3
3-5 Runs.....	11-6
6-9 Runs.....	5-7
10+ Runs.....	0-5
Scored in 1st Inning.....	8-3
Opponent scored in 1st.....	3-9
Scores first.....	16-7
Opponent scores first.....	4-14

HITTING

Naturals 0-5 hits.....	0-8
6-9 hits.....	5-9
10+ hits.....	15-4
Opponent 0-5 hits.....	4-2
6-9 hits.....	10-8
10+ hits.....	6-11
Hit 0 home runs.....	4-12
1 home run.....	4-7
2 home runs.....	7-1
3+ home runs.....	5-1
Opponent hit 0 home runs.....	7-6
1 home run.....	7-8
2 home runs.....	6-4
3+ home runs.....	0-3
Out-hit opponent.....	18-5
Out-hit by opponent.....	1-14
Hits are tied.....	1-2
Leave 0-5 runners on base.....	5-4
6-9 on base.....	11-12
10+ on base.....	4-5

FIELDING

Made 0 errors.....	15-8
1 error.....	4-7
2+ errors.....	1-6
Opponent made 0 errors.....	5-7
1 error.....	8-6
2+ errors.....	7-7

TEAM HIGHS

LONGEST WIN STREAK.....	4 Games.....	May 21-22, 24-25
LONGEST LOSING STREAK.....	5 Games (2x).....	May 14, May 17-20
LONGEST HOME WINNING STREAK.....	2 Games (2x).....	Last: May 1, May 10
LONGEST HOME LOSING STREAK.....	5 Games.....	April 14-17, 26
LONGEST ROAD WINNING STREAK.....	4 Games.....	Last: May 21-22, 24-25
LONGEST ROAD LOSING STREAK.....	4 Games.....	May 17-20
LARGEST MARGIN OF VICTORY.....	10 Runs.....	May 4 @ Springfield, 13-3 W
LARGEST MARGIN OF DEFEAT.....	10 Runs.....	April 21 @ Frisco, 12-2 L
LONGEST GAME, INNINGS.....	11 Innings.....	April 26 vs. Amarillo, 6-5 L
LONGEST GAME, TIME.....	3:55.....	April 8 @ Springfield, 11-8 W
LONGEST 9-INNING GAME, TIME (PRE-PITCH CLOCK).....	3:55.....	April 8 @ Springfield, 11-8 W
LONGEST 9-INNING GAME, TIME (POST-PITCH CLOCK).....	2:52.....	May 14 vs. Wichita, 7-6 L
SHORTEST 9-INNING GAME, TIME.....	2:04.....	May 7 @ Springfield, 4-0 W
SHORTEST GAME, TIME.....	2:04.....	May 7 @ Springfield, 4-0 W
LARGEST COMEBACK WIN.....	4 Runs (3x).....	Last: After the 1st inning, May 21 @ Arkansas, 11-4 W (8)
LARGEST MARGIN OF LEAD SURRENDERED (LOSS).....	5 Runs.....	After the top of the 5th inning, May 17 @ Arkansas, 7-6 L (10)
MOST ERRORS, TEAM.....	2 (7x).....	Last: May 12 vs. Wichita, 10-4 L
MOST ERRORS, PLAYER.....	1 (23x).....	Last: John Rave, May 22 @ Arkansas, 10-5 W
LARGEST CROWD, HOME.....	5,857.....	April 30 vs. Amarillo, 7-5 L
SMALLEST CROWD, HOME.....	1,950.....	April 17 vs. Wichita, 5-1 L
LARGEST CROWD, ROAD.....	6,777.....	April 23 @ Frisco, 12-4 W
WARMEST FIRST PITCH.....	90° (2x).....	Last: May 26 @ Midland, 2-1 L (10)
COLDEST FIRST PITCH.....	42°.....	April 8 @ Springfield, 11-8 W

OFFENSIVE HIGHS

MOST RUNS SCORED, GAME.....	13.....	May 4 @ Springfield, 13-3 W
MOST RUNS SCORED, INNING.....	8.....	1st inning, April 12 vs. Wichita, 8-6 W
MOST CONSECUTIVE INNINGS SCORED.....	7 (2x) *	Last: 1st through 7th Innings, May 25 @ Midland, 11-3 W
FEWEST HITS, GAME.....	2 (2x).....	Last: April 21 @ Frisco, 12-2 L
MOST HITS, GAME.....	17 (2x).....	May 5 @ Springfield, 9-6 W
MOST DOUBLES, GAME.....	5 (2x).....	Last: May 4 @ Springfield, 13-3 W
MOST TRIPLES, GAME.....	1 (7x).....	Last: May 7 @ Springfield, 4-0 W
MOST HOME RUNS, GAME.....	4.....	May 5 @ Springfield, 9-6 W
MOST RBI, GAME.....	13.....	May 4 @ Springfield, 13-3 W
MOST RUNNERS LOB, GAME.....	12.....	April 16 vs. Wichita, 6-5 L (10)
MOST TOTAL BASES, GAME.....	32.....	May 5 @ Springfield, 9-6 W
MOST WALKS, GAME.....	9 (3x).....	May 4 @ Springfield, 13-3 W
MOST STRIKEOUTS, GAME.....	15.....	April 14 vs. Wichita, 7-1 L
FEWEST STRIKEOUTS, GAME.....	3.....	May 8 @ Springfield, 9-5 W
MOST STOLEN BASES, GAME.....	5 (2x).....	Last: May 21 @ Arkansas, 11-4 W (8)
MOST HIT BY PITCHES.....	3.....	April 27 vs. Amarillo, 12-6 W

INDIVIDUAL OFFENSIVE HIGHS

MOST RUNS, GAME.....	4, Maikel Garcia ^	April 8 @ Springfield, 11-8 W
MOST HITS, GAME.....	4, Maikel Garcia.....	May 1 vs. Amarillo, 9-5 W
MOST DOUBLES, GAME.....	3, Nick Loftin ^	May 4 @ Springfield, 13-3 W
MOST TRIPLES, GAME.....	1 (7x).....	Last: Tucker Bradley, May 7 @ Springfield, 4-0 W
MOST HOME RUNS, GAME.....	2, Sebastian Rivero.....	April 27 vs. Amarillo, 12-6 W
MOST RBI, GAME.....	5, Nick Loftin.....	April 22 @ Frisco, 11-2 W
MOST WALKS, GAME.....	3 (6x).....	Last: John Rave, May 17 @ Arkansas, 7-6 L (10)
MOST STRIKEOUTS, GAME.....	4, Seuly Matias.....	May 20 @ Arkansas, 2-1 L
MOST STOLEN BASES, GAME.....	2 (7x).....	Last: Tucker Bradley, May 21 @ Arkansas, 11-4 W (8)
MOST HIT BY PITCHES, GAME.....	2, Nick Loftin.....	April 27 vs. Amarillo, 12-6 W

PITCHING HIGHS

MOST RUNS ALLOWED, GAME.....	14.....	April 9 @ Springfield, 14-11 L
MOST RUNS ALLOWED, INNING.....	7.....	3rd inning, April 21 @ Frisco, 12-2 L
FEWEST HITS ALLOWED, GAME.....	3 (2x).....	Last: May 26 @ Midland, 2-1 L (10)
MOST HITS ALLOWED, GAME.....	16.....	April 16 vs. Wichita, 6-5 L (10)
FEWEST STRIKEOUTS, GAME.....	0 ^	April 10 @ Springfield, 10-5 L
MOST STRIKEOUTS, GAME.....	16 (2x).....	Last: May 12 vs. Wichita, 10-4 L
FEWEST WALKS ALLOWED, GAME.....	0.....	May 13 vs. Wichita, 7-0 W
MOST WALKS ALLOWED, GAME.....	13 ^	May 3 @ Springfield, 12-5 L
MOST HOME RUNS ALLOWED, GAME.....	3 (3x).....	Last: April 30 vs. Amarillo, 7-5 L

INDIVIDUAL PITCHING HIGHS

MOST RUNS ALLOWED, GAME.....	8, Zack Phillips.....	April 9 @ Springfield, 14-11 L
MOST EARNED RUNS ALLOWED, GAME.....	8, Zack Phillips.....	April 9 @ Springfield, 14-11 L
FEWEST HITS ALLOWED, GAME (STARTER).....	0, Anthony Veneziano (0.2 IP).....	April 9 @ Springfield, 14-11 L
MOST HITS ALLOWED, GAME.....	8, Anthony Veneziano.....	April 21 @ Frisco, 12-2 L
MOST HOME RUNS ALLOWED, GAME.....	3, Alec Marsh.....	April 30 vs. Amarillo, 7-5 L
MOST STRIKEOUTS.....	10, Alec Marsh (2x).....	Last: May 25 @ Midland, 11-3 W
MOST CONSECUTIVE STRIKEOUTS.....	8, Alec Marsh (2nd to 4th Innings) *	May 19 @ Arkansas, 5-0 L
MOST WALKS ALLOWED, GAME.....	6, Marcelo Martinez.....	May 10 vs. Wichita, 7-4 W
MOST INNINGS PITCHED, STARTER.....	7.0, Drew Parrish (2x).....	Last: May 13 vs. Wichita, 7-0 W
MOST PITCHES THROWN, STARTER.....	100, Drew Parrish.....	May 20 @ Arkansas, 2-1 L
MOST INNINGS PITCHED, RELIEVER.....	4.2, Anthony Veneziano.....	May 14 vs. Wichita, 7-6 L
MOST PITCHES THROWN, RELIEVER.....	70, Anthony Veneziano.....	May 14 vs. Wichita, 7-6 L

^ Indicates All-Time Naturals Record Tied

* Indicates All-Time Naturals Record Set



17

AT



DATE	OPPONENT	RESULT	1	2	3	4	5	6	7	8	9
4/8	@ Springfield	W, 11-8	Maikel Garcia	Nick Loftin	Michael Massey	Seuly Matias	Sebastian Rivero	Robbie Glendinning	Nate Eaton	Jake Means	John Rave
4/9	@ Springfield	L, 14-11	Maikel Garcia	Nick Loftin	Michael Massey	Seuly Matias	Sebastian Rivero	Robbie Glendinning	Nate Eaton	Logan Porter	John Rave
4/10	@ Springfield	L, 10-5	Maikel Garcia	John Rave	Michael Massey	Seuly Matias	Nate Eaton	Ryan Grotjohn	Jake Means	Tyler Cropley	Tucker Bradley
4/12	WICHITA	W, 8-6	Maikel Garcia	Nick Loftin	Michael Massey	Seuly Matias	Sebastian Rivero	John Rave	Nate Eaton	Jake Means	Tucker Bradley
4/13	WICHITA	W, 8-5	Maikel Garcia	Nick Loftin	Michael Massey	Seuly Matias	Sebastian Rivero	John Rave	Robbie Glendinning	Logan Porter	Tucker Bradley
4/14	WICHITA	L, 7-1	Maikel Garcia	Nick Loftin	John Rave	Jake Means	Sebastian Rivero	Nate Eaton	Robbie Glendinning	Ryan Grotjohn	John Rave
4/15	WICHITA	L, 4-2	Maikel Garcia	Nick Loftin	Michael Massey	Seuly Matias	Nate Eaton	Jake Means	Robbie Glendinning	Tyler Cropley	Tucker Bradley
4/16	WICHITA	L, 6-5 (10)	Nick Loftin	John Rave	Michael Massey	Jake Means	Sebastian Rivero	Nate Eaton	Ryan Grotjohn	Logan Porter	Tucker Bradley
4/17	WICHITA	L, 5-1	Maikel Garcia	John Rave	Michael Massey	Seuly Matias	Nate Eaton	Robbie Glendinning	Logan Porter	Tyler Cropley	Tucker Bradley
4/19	@ Frisco	L, 4-3	Maikel Garcia	Nick Loftin	Michael Massey	Seuly Matias	Sebastian Rivero	Nate Eaton	Robbie Glendinning	Jake Means	John Rave
4/20	@ Frisco	W, 7-2	Maikel Garcia	Nick Loftin	Michael Massey	Seuly Matias	Sebastian Rivero	Nate Eaton	Robbie Glendinning	Logan Porter	John Rave
4/21	@ Frisco	L, 12-2	Maikel Garcia	Nick Loftin	Michael Massey	Seuly Matias	John Rave	Robbie Glendinning	Logan Porter	Jake Means	Tucker Bradley
4/22	@ Frisco	W, 11-2	Maikel Garcia	Nick Loftin	Michael Massey	Seuly Matias	Nate Eaton	Sebastian Rivero	Robbie Glendinning	Logan Porter	Jake Means
4/23	@ Frisco	W, 12-4	Maikel Garcia	Nick Loftin	Michael Massey	Seuly Matias	John Rave	Sebastian Rivero	Nate Eaton	Jake Means	Tucker Bradley
4/24	@ Frisco	W, 4-3	Nick Loftin	John Rave	Michael Massey	Seuly Matias	Robbie Glendinning	Nate Eaton	Logan Porter	Jake Means	Tucker Bradley
4/26	AMARILLO	L, 6-5 (11)	Maikel Garcia	Nick Loftin	Michael Massey	Seuly Matias	Sebastian Rivero	John Rave	Robbie Glendinning	Jake Means	Nate Eaton
4/27	AMARILLO	W, 12-6	Maikel Garcia	Nick Loftin	Michael Massey	Seuly Matias	John Rave	Sebastian Rivero	Nate Eaton	Logan Porter	Tucker Bradley
4/28	AMARILLO	L, 9-5	Maikel Garcia	Nick Loftin	Michael Massey	Seuly Matias	Nate Eaton	Sebastian Rivero	Robbie Glendinning	Jake Means	Tucker Bradley
4/29	AMARILLO	W, 8-7	Maikel Garcia	Nick Loftin	Michael Massey	Robbie Glendinning	Nate Eaton	John Rave	Logan Porter	Jake Means	Tucker Bradley
4/30	AMARILLO	L, 7-5	Maikel Garcia	Nick Loftin	Michael Massey	John Rave	Nate Eaton	Sebastian Rivero	Logan Porter	Ryan Grotjohn	Tucker Bradley
5/1	AMARILLO	W, 9-5	Maikel Garcia	Nate Eaton	Michael Massey	Seuly Matias	John Rave	Robbie Glendinning	Logan Porter	Jake Means	Tucker Bradley
5/3	@ Springfield	L, 12-5	Maikel Garcia	Nick Loftin	Michael Massey	Seuly Matias	Nate Eaton	Sebastian Rivero	Robbie Glendinning	Jake Means	John Rave
5/4	@ Springfield	W, 13-3	Maikel Garcia	Nick Loftin	Michael Massey	Seuly Matias	Nate Eaton	Sebastian Rivero	Robbie Glendinning	Logan Porter	John Rave
5/5	@ Springfield	W, 9-6	Maikel Garcia	Nick Loftin	Robbie Glendinning	Seuly Matias	Nate Eaton	Logan Porter	Jake Means	Brihet Bewley	Tucker Bradley
5/6	@ Springfield	L, 2-1	Maikel Garcia	Nick Loftin	Michael Massey	Seuly Matias	Nate Eaton	Sebastian Rivero	John Rave	Robbie Glendinning	Tucker Bradley
5/7	@ Springfield	W, 4-0	Maikel Garcia	Nick Loftin	Michael Massey	Seuly Matias	John Rave	Logan Porter	Brihet Bewley	Jake Means	Tucker Bradley
5/8	@ Springfield	W, 9-4	Maikel Garcia	Nick Loftin	Michael Massey	Robbie Glendinning	John Rave	Nate Eaton	Logan Porter	Jake Means	Tucker Bradley
5/10	WICHITA	W, 7-4	Maikel Garcia	Nick Loftin	Michael Massey	Seuly Matias	John Rave	Nate Eaton	Robbie Glendinning	Logan Porter	Tucker Bradley
5/11	WICHITA	L, 4-3	Maikel Garcia	John Rave	Michael Massey	Seuly Matias	Nate Eaton	Robbie Glendinning	Logan Porter	Jake Means	Tucker Bradley
5/12	WICHITA	L, 10-4	Maikel Garcia	Nick Loftin	Michael Massey	Seuly Matias	Nate Eaton	Robbie Glendinning	Logan Porter	Brihet Bewley	John Rave
5/13	WICHITA	W, 7-0	Maikel Garcia	Nick Loftin	Michael Massey	Seuly Matias	John Rave	Nate Eaton	Gavin Stupiensi	Jake Means	Tucker Bradley
5/14	WICHITA	L, 7-6	Maikel Garcia	Nick Loftin	Michael Massey	Seuly Matias	Robbie Glendinning	Sebastian Rivero	Logan Porter	Jake Means	Tucker Bradley
5/15	WICHITA	Cancelled/Rain									
5/17	@ Arkansas	L, 7-6 (10)	Maikel Garcia	Nick Loftin	Michael Massey	Seuly Matias	Nate Eaton	John Rave	Robbie Glendinning	Logan Porter	Tucker Bradley
5/18	@ Arkansas	L, 5-4	Maikel Garcia	Nick Loftin	Michael Massey	Seuly Matias	Nate Eaton	Robbie Glendinning	Logan Porter	Jake Means	John Rave
5/19	@ Arkansas	L, 5-0	Maikel Garcia	Nate Eaton	Michael Massey	Seuly Matias	Robbie Glendinning	John Rave	Logan Porter	Brihet Bewley	Tucker Bradley
5/20	@ Arkansas	L, 2-1	Maikel Garcia	Nick Loftin	Michael Massey	Seuly Matias	Nate Eaton	John Rave	Jake Means	Gavin Stupiensi	Tucker Bradley
5/21	@ Arkansas	W, 11-4 (8)	Maikel Garcia	Nick Loftin	Michael Massey	Logan Porter	Nate Eaton	John Rave	Robbie Glendinning	Jake Means	Tucker Bradley
5/22	@ Arkansas	W, 10-5	Maikel Garcia	Nick Loftin	Michael Massey	Robbie Glendinning	John Rave	Nate Eaton	Gavin Stupiensi	Ryan Grotjohn	Tucker Bradley</



LF

John Rave, 18 (9-9)
Tucker Bradley, 18 (8-10)
Nate Eaton, 3 (2-1)
Nick Loftin, 1 (1-0)
Ryan Grotjohn, 1 (0-1)

CF

Nick Loftin, 31 (15-16)
John Rave, 10 (5-5)

RF

Seuly Matias, 26 (13-13)
Nate Eaton, 7 (3-4)
Tucker Bradley, 4 (3-1)
John Rave, 4 (1-3)

SS

Maikel Garcia, 39 (19-20)
Nate Eaton, 1 (1-0)
Ryan Grotjohn, 1 (0-1)

2B

Michael Massey, 35 (19-16)
Brhet Bewley, 3 (1-2)
Ryan Grotjohn, 3 (0-3)

3B

Nate Eaton, 23 (10-13)
Jake Means, 12 (6-6)
Robbie Glendinning, 5 (3-2)
Brhet Bewley, 1 (1-0)

SP

Drew Parrish, 9 (5-4)
Alec Marsh, 8 (3-5)
Anthony Veneziano, 7 (3-4)
Ángel Zerpa, 7 (2-5)
Dante Biasi, 3 (3-0)
Marcelo Martinez, 3 (2-1)
Will Klein, 2 (1-1)
Asa Lacy, 2 (1-1)

1B

Robbie Glendinning, 21 (10-11)
Jake Means, 15 (7-8)
Logan Porter, 5 (3-2)

DH

Robbie Glendinning, 7 (3-4)
Tucker Bradley, 6 (4-2)
Seuly Matias, 6 (2-4)
Logan Porter, 6 (2-4)
Nick Loftin, 4 (3-1)
Michael Massey, 4 (0-4)
John Rave, 3 (2-1)
Nate Eaton, 2 (2-0)
Ryan Grotjohn, 1 (1-0)
Jake Means, 1 (1-0)
Brhet Bewley, 1 (0-1)

C

Sebastian Rivero, 18 (8-10)
Logan Porter, 16 (10-6)
Gavin Stupiensi, 4 (2-2)
Tyler Cropley, 3 (0-3)

1	2	3	4	5	6	7	8	9
Maikel Garcia, 39 (19-20) Nick Loftin, 2 (1-1)	Nick Loftin, 24 (18-16) John Rave, 5 (1-4) Nate Eaton, 2 (1-1)	Michael Massey, 39 (19-20) Robbie Glendinning, 1 (1-0) John Rave, 1 (0-1)	Seuly Matias, 30 (13-17) Robbie Glendinning, 7 (6-1) Logan Porter, 1 (1-0) Nate Eaton, 1 (0-1) Jake Means, 1 (0-1) John Rave, 1 (0-1)	Nate Eaton, 18 (6-12) Sebastian Rivero, 10 (5-5) John Rave, 9 (8-1) Robbie Glendinning, 3 (1-2) Brhet Bewley, 1 (0-1)	Nate Eaton, 9 (6-3) Sebastian Rivero, 9 (4-5) John Rave, 8 (4-4) Robbie Glendinning, 8 (2-6) Logan Porter, 2 (2-0) Seuly Matias, 2 (2-0) Ryan Grotjohn, 1 (0-1) Jake Means, 1 (0-1) Gavin Stupiensi, 1 (0-1)	Logan Porter, 14 (6-8) Robbie Glendinning, 13 (6-7) Nate Eaton, 5 (4-1) Jake Means, 4 (1-3) Gavin Stupiensi, 2 (2-0) Brhet Bewley, 1 (1-0) Ryan Grotjohn, 1 (0-1) John Rave, 1 (0-1)	Jake Means, 20 (12-8) Logan Porter, 10 (6-4) Brhet Bewley, 3 (1-2) Ryan Grotjohn, 3 (1-2) Tyler Cropley, 3 (0-3) Robbie Glendinning, 1 (0-1) Gavin Stupiensi, 1 (0-1)	Tucker Bradley, 29 (15-14) John Rave, 9 (4-5) Jake Means, 1 (1-0) Nate Eaton, 1 (0-1) Ryan Grotjohn, 1 (0-1)



PLAYER	GS	POSITION										BATTING ORDER								
		C	1B	2B	3B	SS	LF	CF	RF	OF	DH	1ST	2ND	3RD	4TH	5TH	6TH	7TH	8TH	9TH
Michael Massey	39			35							4			39						
Maikel Garcia	39					39						39								
Nate Eaton	36				23	1	3		7	10	2		2				19	9	5	1
Nick Loftin	36						1	31		32	4	2	34							
John Rave	34						18	10	3	31	3		5	1	1	9	8	1		9
Robbie Glendinning	33		21		5						7			1	7	3	8	13	1	
Seuly Matias	32								26	26	6			30		2				
Tucker Bradley	29						18		5	23	6									29
Jake Means	28		15		12						1				2		1	4	20	1
Logan Porter	27	16	5								6				1		2	14	10	
Sebastian Rivero	18	18														9	9			
Ryan Grotjohn	6			3		1	1			1	1						1	1	3	1
Brhet Bewley	5			3	1						1					1		1	3	
Gavin Stupienski	4	4															1	2	1	
Tyler Cropley	3	3																		3

OUTFIELD ASSISTS (13)

TUCKER BRADLEY	LF	2
	RF	1
NATE EATON	LF	1
	RF	3
NICK LOFTIN	CF	2
SEULY MATIAS	RF	3
JOHN RAVE	CF	1

OF LINEUP COMBOS

41 games, 41 unique lineup combinations used

MOST USED LINEUP (TBD)

PLAYER	Pos.
1	
2	
3	
4	
5	
6	
7	
8	
9	

CATCHER PITCHING STATS

CATCHERS	W	L	ERA	GS	SV	IP	H	R	ER	HR	HB	BB	IBB	SO	WHIP	AVG	WP	GDP	TBF	SB	CS	ATT	%CS	PB
Sebastian Rivero	8	10	5.71	18	1	164.0	166	112	104	20	9	91	2	165	1.57	.261	14	16	743	25	3	28	10.7%	3
Logan Porter	10	6	5.22	16	5	139.2	140	85	81	18	9	76	2	155	1.55	.263	9	10	623	14	5	19	26.3%	1
Gavin Stupienski	2	2	1.26	4	0	35.2	20	9	5	1	2	12	0	36	0.90	.144	1	1	139	2	0	2	0.0%	0
Tyler Cropley	0	3	6.26	3	0	23.0	26	17	16	5	1	11	0	11	1.61	.248	2	1	105	8	0	8	0.0%	0

GM #	APRIL	OPPONENT	SCORE	RECORD	Pos./G+/-	W IN	LOSS	SAVE	TEMP.	1ST PITCH	TIME	ATT.	HOME ATT.	NATURALS				OPPONENT			
														R	H	E	LO	R	H	E	LO
1	4/8	@ Springfield	W, 11-8	1 - 0	T-1st/+1.0	Á. Sotillel (1-0)	G. Black (0-1)	-	42°	6:41 PM	3:55	3,682		11	12	0	10	8	8	4	10
2	4/9	@ Springfield	L, 14-11	1 - 1	T-2nd/-1.0	J. Quezada (1-0)	A. Veneziano (0-1)	F. Pacheco (1)	63°	5:37 PM	3:47	3,037		11	15	2	10	14	13	2	10
3	4/10	@ Springfield	L, 10-5	1 - 2	T-3rd/-2.0	M. Bretteil (1-0)	Á. Zerpa (0-1)	-	79°	1:38 PM	2:43	2,760		5	7	2	6	10	12	1	6
4	4/12	WICHITA	W, 8-6	2 - 2	T-3rd/-1.0	D. Biasi (1-0)	B. Lawson (0-1)	Á. Sotillel (1)	72°	7:04 PM	3:04	4,032	4,032	8	8	0	6	6	6	2	9
5	4/13	WICHITA	W, 8-5	3 - 2	2nd/-1.0	C. Cosby (1-0)	A. Scherff (0-1)	-	53°	7:05 PM	2:48	2,590	6,622	8	12	0	7	5	7	2	4
6	4/14	WICHITA	L, 7-1	3 - 3	3rd/-1.0	L. Varland (1-0)	D. Parrish (0-1)	-	64°	7:04 PM	3:03	2,655	9,277	1	5	0	7	7	7	0	7
7	4/15	WICHITA	L, 4-2	3 - 4	3rd/-2.0	S. Woods Richardson (1-0)	A. Veneziano (0-2)	A. Schulfer (1)	73°	7:05 PM	2:25	4,404	13,681	2	5	0	6	4	9	1	9
8	4/16	WICHITA	L, 6-5 (10)	3 - 5	T-4th/-2.5	A. Angulo (1-0)	Z. Willeman (0-1)	S. Klimek (1)	55°	6:05 PM	3:25	3,003	16,684	5	6	2	12	6	16	4	11
9	4/17	WICHITA	L, 5-1	3 - 6	5th/-3.0	T. Viza (1-0)	A. Lacy (0-1)	-	52°	2:05 PM	2:37	1,950	18,634	1	10	1	9	5	7	0	5
10	4/19	@ Frisco	L, 4-3	3 - 7	5th/-4.0	S. Nordin (1-1)	A. Marsh (0-1)	C. Lee (3)	70°	6:37 PM	2:37	2,162		3	2	0	7	4	9	1	10
11	4/20	@ Frisco	W, 7-2	4 - 7	T-4th/-4.0	D. Parrish (2-1)	A. Weems (0-1)	-	86°	6:37 PM	2:27	2,324		7	10	1	7	2	4	0	6
12	4/21	@ Frisco	L, 12-2	4 - 8	5th/-4.0	N.Starr (1-0)	A. Veneziano (0-3)	-	82°	6:37 PM	2:26	3,939		2	2	0	7	12	13	1	3
13	4/22	@ Frisco	W, 11-2	5 - 8	T-4th/-4.0	Á. Zerpa (1-1)	C. Bradford (1-1)	-	84°	6:36 PM	2:30	6,222		11	8	0	4	2	8	1	10
14	4/23	@ Frisco	W, 12-4	6 - 8	4th/-4.0	W. Pennington (1-0)	J. Leiter (0-1)	-	82°	6:40 PM	2:39	6,777		12	12	2	7	4	10	2	8
15	4/24	@ Frisco	W, 4-3	7 - 8	4th/-3.0	Y. Del Rosario (1-0)	C. Ragans (0-1)	Á. Sotillel (2)	75°	4:16 PM	2:21	3,208		4	9	0	9	3	6	1	6
16	4/26	AMARILLO	L, 6-5 (11)	7 - 9	T-4th/-3.0	J. Garcia (1-0)	W. Pennington (1-1)	B. Rogers (1)	55°	11:06 AM	3:02	3,702	22,336	6	10	0	8	5	9	1	9
17	4/27	AMARILLO	W, 12-6	8 - 9	4th/-3.0	A. Veneziano (1-3)	S. Cecconi (0-1)	-	68°	7:05 PM	2:28	3,073	25,409	12	15	0	9	6	11	2	7
18	4/28	AMARILLO	L, 9-5	8 - 10	4th/-3.0	K. Curtis (1-1)	Z. Willeman (0-2)	-	64°	7:04 PM	2:38	3,100	28,509	5	8	0	6	9	13	1	4
19	4/29	AMARILLO	W, 8-7	9 - 10	T-3rd/-3.0	W. Pennington (2-1)	D. Olivero (0-1)	J. Dipoto (1)	74°	7:05 PM	2:51	4,890	33,399	8	17	1	9	7	15	0	11
20	4/30	AMARILLO	L, 7-5	9 - 11	T-3rd/-3.0	B. Pfadt (1-1)	H. Capps (0-1)	B. Workman (1)	72°	6:06 PM	2:16	5,857	39,256	5	8	0	4	7	10	0	5
APRIL Hitting Results: .261/.357/.422 (180-for-690), 37 2B, 22 HR, 126 R, 97 BB, 32 SB // APRIL Pitching Results: 9-11, 5.98 ERA (119 ER in 179.0 IP), 3/5 SV, 194 H, 25 HR, 87 BB, 158 K, .276 AVG																					

														NATURALS				OPPONENT					
GM #	MAY	OPPONENT	SCORE	RECORD	Pos./G+/-	WIN	LOSS	SAVE	TEMP.	1ST PITCH	TIME	ATT.	HOME ATT.	R	H	E	LO	R	H	E	LO		
21	5/1	AMARILLO	W, 9-5	10- 11	3rd/-3.5	D. Parrish (2-1)	J. Vernia (0-1)	-	70°	2:04 PM	2:32	5,348	44,604	5	8	2	7	12	10	2	10		
22	5/3	@ Springfield	L, 12-5	10- 12	T-3rd/-3.5	D. Roach (2-1)	A. Veneziano (1-3)	-	52°	6:37 PM	2:49	3,701		13	15	0	10	3	6	1	4		
23	5/4	@ Springfield	W, 13-3	11- 12	T-3rd/-3.0	M. Martinez (1-0)	K. Leahy (0-4)	-	55°	7:34 PM	2:33 (:59)	3,131		9	17	0	12	6	8	1	4		
24	5/5	@ Springfield	W, 9-6	12- 12	3rd/-2.5	Y. Del Rosario (2-0)	G. Black (1-3)	W. Pennington (1)	61°	6:36 PM	2:42	3,125		1	4	1	2	2	6	0	10		
25	5/6	@ Springfield	L, 2-1	12- 13	T-3rd/-4.0	T. Pike (1-1)	H. Capps (0-2)	F. Pacheco (5)	64°	6:39 PM	2:22	3,165		4	9	0	5	0	3	1	4		
26	5/7	@ Springfield	W, 4-0	13- 13	3rd/-4.0	D. Parrish (3-1)	C. Lunn (2-3)	-	74°	6:05 PM	2:04	4,375		9	13	1	8	5	6	1	7		
27	5/8	@ Springfield	W, 9-5	14- 13	3rd/-2.5	W. Pennington (3-1)	F. Pacheco (0-1)	-	77°	6:07 PM	2:40	3,922		7	11	0	5	4	7	0	11		
28	5/10	WICHITA	W, 7-4	15- 13	3rd/-1.5	D. Biasi (2-0)	K. Klimek (0-1)	Y. Del Rosario (1)	84°	11:06 AM	2:35	5,620	50,224	3	8	2	9	4	8	2	8		
29	5/11	WICHITA	L, 4-3	15- 14	3rd/-2.5	K. Funderburk (2-0)	A. Zerpa (1-2)	A. Schulfer (5)	84°	7:04 PM	2:22	2,434	52,658	4	8	2	4	10	11	1	9		
30	5/12	WICHITA	L, 10-4	15- 15	3rd/-3.5	L. Varland (4-1)	P. Smith (0-1)	-	85°	7:06 PM	2:30	3,825	56,483	7	8	0	3	0	5	0	5		
31	5/13	WICHITA	W, 7-0	16- 15	3rd/-2.5	D. Parrish (4-1)	S. Woods Richardson (2-1)	-	82°	7:05 PM	2:14	4,497	60,980	6	11	1	10	7	10	2	8		
32	5/14	WICHITA	L, 7-6	16- 16	3rd/-3.5	B. Gross (2-0)	H. Capps (0-3)	A. Schulfer (6)	84°	6:04 PM	2:52	5,558	66,538										
	5/15	WICHITA	Cancelled/Rain																				
33	5/17	@ Arkansas	L, 7-6 (10)	16- 17	3rd/-4.5	T. Kuhn (1-1)	W. Pennington (3-2)	-	81°	6:37 PM	2:53	3,374		6	12	0	10	7	10	1	6		
34	5/18	@ Arkansas	L, 5-4	16- 18	3rd/-5.5	T. Dollard (1-1)	A. Zerpa (1-3)	M. Strzyfeler (6)	89°	6:34 PM	2:14	3,646		4	5	1	5	5	7	1	6		
35	5/19	@ Arkansas	L, 5-0	16- 19	4th/-6.5	C. Jones (1-2)	A. Marsh (0-2)	-	90°	6:35 PM	2:15	3,769		0	3	1	7	5	8	3	8		
36	5/20	@ Arkansas	L, 2-1	16- 20	4th/-6.5	J. Haberer (1-2)	D. Parrish (4-2)	T. Kuhn (3)	89°	7:04 PM	2:24	6,016		1	4	1	6	2	4	0	7		
37	5/21	@ Arkansas	W, 11-4 (8)	17- 20	4th/-6.0	D. Biasi (3-0)	S. Kolek (1-3)	-	75°	7:06 PM	2:54 (:30)	3,869		11	12	0	10	4	5	1	6		
38	5/22	@ Arkansas	W, 10-5	18- 20	3rd/-6.0	Z. Phillips (1-0)	E. Hancock (0-1)	-	62°	1:35 PM	2:44	3,807		10	11	1	6	5	8	2	8		
39	5/24	@ Midland	W, 8-5	19- 20	3rd/-5.5	Y. Del Rosario (3-0)	D. Leal (0-1)	Z. Willemann (1)	68°	11:02 AM	2:25	4,066		8	10	0	5	5	12	1	11		
40	5/25	@ Midland	W, 11-3	20- 20	3rd/-4.5	A. Marsh (1-2)	R. Cusick (1-5)	-	74°	6:33 PM	2:48	3,012		11	16	0	9	3	10	2	13		
41	5/26	@ Midland	L, 2-1 (10)	20- 21	3rd/-5.5	G. Acton (1-2)	Z. Phillips (1-1)	-	90°	7:02 PM	2:41	3,450		1	7	0	11	2	3	2	4		
42	5/27	@ Midland																					
43	5/28	@ Midland																					
44	5/29	@ Midland																					
45	5/31	CORPUS CHRISTI																					
MAY Hitting Results: TBD // MAY Pitching Results: TBD																							

														NATURALS				OPPONENT			
GM #	JUNE	OPPONENT	SCORE	RECORD	Pos./G+/-	WIN	LOSS	SAVE	TEMP.	1ST PITCH	TIME	ATT.	HOME ATT.	R	H	E	LO	R	H	E	LO
46	6/1	CORPUS CHRISTI																			
47	6/2	CORPUS CHRISTI																			
48	6/3	CORPUS CHRISTI																			
49	6/4	CORPUS CHRISTI																			
50	6/5	CORPUS CHRISTI																			
51	6/7	@ Tulsa																			
52	6/8	@ Tulsa																			
53	6/9	@ Tulsa																			
54	6/10	@ Tulsa																			
55	6/11	@ Tulsa																			
56	6/12	@ Tulsa																			
57	6/14	ARKANSAS																			
58	6/15	ARKANSAS																			
59	6/16	ARKANSAS																			
60	6/17	ARKANSAS																			
61	6/18	ARKANSAS																			
62	6/19	ARKANSAS																			
63	6/21	SPRINGFIELD																			
64	6/22	SPRINGFIELD																			
65	6/23	SPRINGFIELD																			
66	6/24	SPRINGFIELD																			
67	6/25	SPRINGFIELD																			
68	6/26	SPRINGFIELD																			
1ST HALF Hitting Results: TBD // 1ST HALF Pitching Results: TBD																					



21

GAME-BY-GAME RESULTS



JUNE Hitting Results: TBD // JUNE Pitching Results: TBD

	NATURALS	OPPONENT
--	----------	----------

JULY Hitting Results: TBD // JULY Pitching Results: TBD

	NATURALS	OPPONENT
--	----------	----------

AUGUST Hitting Results: TBD // AUGUST Pitching Results: TBD

	NATURALS	OPPONENT
--	----------	----------

SEPTEMBER Hitting Results: TBD // SEPTEMBER Pitching Results: TBD

2ND HALF Hitting Results: TBD // 2ND HALF Pitching Results: TBD

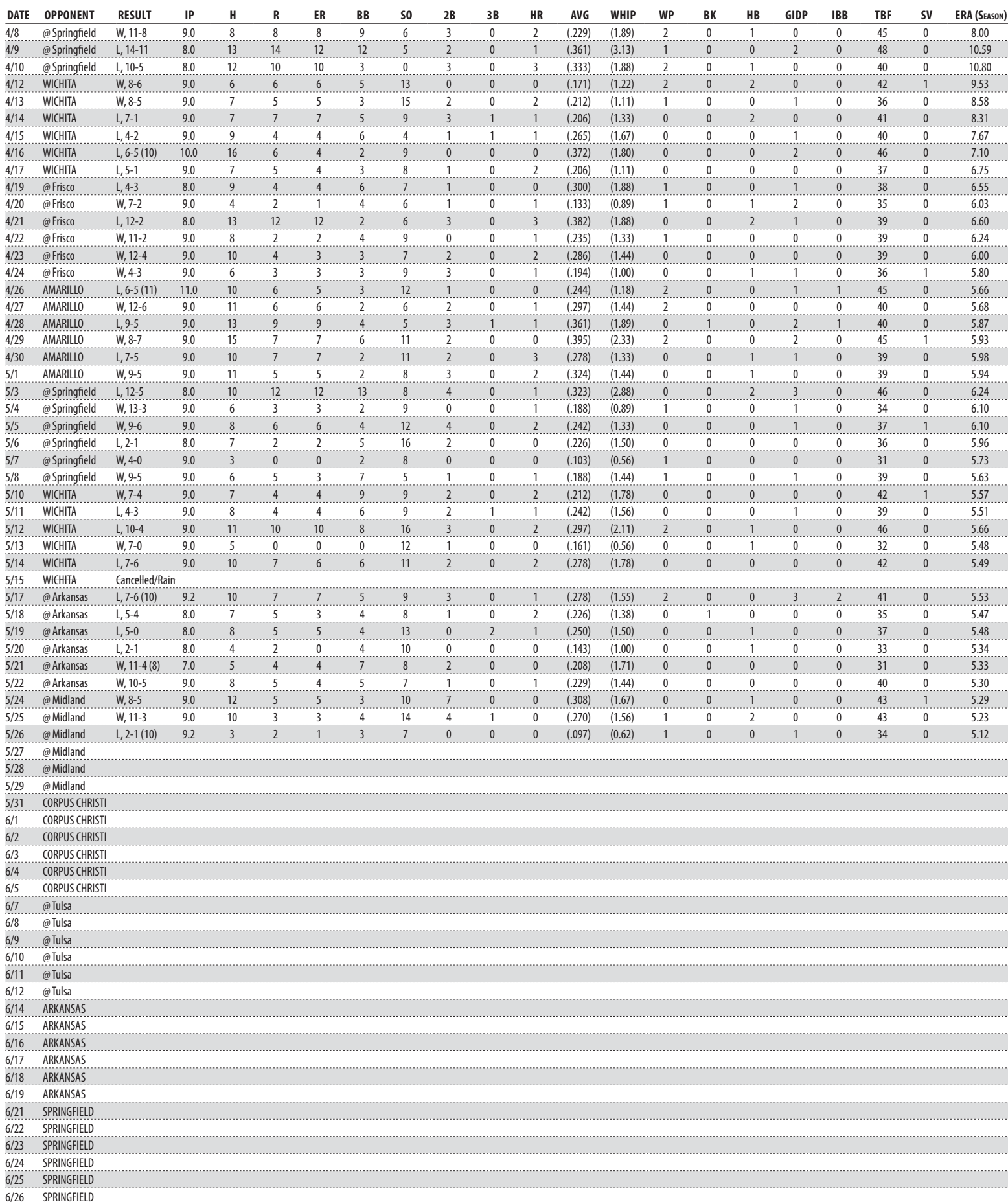
2ND HALF Hitting Results: TBD // 2ND HALF Pitching Results: TBD



22

GAME-BY-GAME PITCHING

AT





23

GAME-BY-GAME HITTING



DATE	OPPONENT	RESULT	AB	R	H	RBI	2B	3B	HR	TB	BB	SO	IBB	SB	CS	HBP	SAC	SF	GIDP	LOB	AVG (SEASON)
4/8	@ Springfield	W, 11-8	40	11	12	9	2	0	0	14	8	8	0	3	0	0	0	0	2	10	.300
4/9	@ Springfield	L, 14-11	39	11	15	9	2	0	0	17	7	8	0	0	1	0	0	2	1	10	.342
4/10	@ Springfield	L, 10-5	30	5	7	5	2	0	1	12	5	8	0	0	0	1	0	2	3	6	.312
4/12	WICHITA	W, 8-6	34	8	8	6	2	1	0	12	4	7	0	3	0	0	0	0	1	6	.294
4/13	WICHITA	W, 8-5	32	8	12	7	3	1	0	17	5	8	0	0	0	0	1	1	0	7	.309
4/14	WICHITA	L, 7-1	32	1	5	1	1	0	0	6	2	15	0	1	0	1	0	0	0	7	.285
4/15	WICHITA	L, 4-2	32	2	5	1	1	1	0	8	3	5	0	0	1	0	0	0	0	6	.268
4/16	WICHITA	L, 6-5 (10)	35	5	6	5	0	0	0	6	9	12	1	2	0	1	0	1	0	12	.255
4/17	WICHITA	L, 5-1	35	1	10	1	0	0	0	10	2	9	0	4	0	0	0	0	1	9	.259
4/19	@ Frisco	L, 4-3	29	3	2	3	0	0	1	5	6	6	0	2	0	1	1	0	0	7	.243
4/20	@ Frisco	W, 7-2	35	7	10	7	1	0	3	20	6	11	0	1	0	0	0	0	1	7	.247
4/21	@ Frisco	L, 12-2	27	2	2	2	0	0	2	8	9	12	0	4	0	0	0	0	2	7	.235
4/22	@ Frisco	W, 11-2	35	11	8	10	3	0	2	17	6	9	0	0	0	1	0	0	0	4	.234
4/23	@ Frisco	W, 12-4	41	12	12	11	4	0	3	25	5	11	0	2	0	0	0	0	0	7	.239
4/24	@ Frisco	W, 4-3	36	4	9	2	1	0	1	13	4	9	0	3	1	0	0	0	0	9	.240
4/26	AMARILLO	L, 6-5 (11)	39	5	9	5	3	0	1	15	3	9	0	0	0	1	1	1	0	9	.240
4/27	AMARILLO	W, 12-6	37	12	15	11	3	0	3	27	3	9	0	1	0	3	0	2	0	9	.250
4/28	AMARILLO	L, 9-5	31	5	8	4	1	0	1	12	5	9	0	4	1	1	1	0	1	6	.250
4/29	AMARILLO	W, 8-7	36	8	17	8	5	1	1	27	4	8	0	1	1	1	0	0	2	9	.263
4/30	AMARILLO	L, 7-5	35	5	8	5	3	0	3	20	1	10	0	1	0	0	0	0	0	4	.261
5/1	AMARILLO	W, 9-5	34	9	12	8	2	0	3	23	3	9	0	2	0	1	1	1	0	7	.265
5/3	@ Springfield	L, 12-5	36	5	8	5	2	1	0	12	2	9	0	0	0	0	0	1	0	7	.263
5/4	@ Springfield	W, 13-3	40	13	15	13	5	0	1	23	9	11	0	0	1	1	0	0	1	1	.269
5/5	@ Springfield	W, 9-6	43	9	17	9	1	1	4	32	3	7	0	2	0	0	1	1	0	12	.275
5/6	@ Springfield	L, 2-1	28	1	4	1	0	0	0	4	1	10	0	0	2	0	0	1	0	2	.271
5/7	@ Springfield	W, 4-0	33	4	9	4	1	1	0	12	3	8	0	2	1	0	0	0	1	5	.271
5/8	@ Springfield	W, 9-5	37	9	13	8	2	0	2	21	4	3	1	0	0	0	1	2	1	8	.274
5/10	WICHITA	W, 7-4	30	7	11	7	2	0	2	19	3	7	0	1	1	1	1	1	1	5	.277
5/11	WICHITA	L, 4-3	36	3	8	3	0	0	1	11	3	10	0	2	0	0	0	0	1	9	.275
5/12	WICHITA	L, 10-4	35	4	8	4	3	0	1	14	0	10	0	0	0	0	0	0	0	4	.274
5/13	WICHITA	W, 7-0	32	7	8	7	1	0	2	15	2	9	0	5	0	0	0	0	0	3	.273
5/14	WICHITA	L, 7-6	39	6	11	5	4	0	1	18	4	13	0	1	0	0	0	0	0	10	.273
5/15	WICHITA	Cancelled/Rain																			
5/17	@ Arkansas	L, 7-6 (10)	40	6	12	6	4	0	0	16	5	8	0	0	1	0	0	0	2	10	.274
5/18	@ Arkansas	L, 5-4	32	4	5	2	1	0	0	6	3	10	0	2	0	0	1	0	0	5	.271
5/19	@ Arkansas	L, 5-0	31	0	3	0	0	0	0	3	1	10	0	1	0	2	0	0	3	7	.266
5/20	@ Arkansas	L, 2-1	30	1	4	1	0	0	0	4	3	9	0	1	0	0	0	1	0	6	.263
5/21	@ Arkansas	W, 11-4 (8)	33	11	12	11	1	0	1	16	6	5	0	5	0	2	1	2	0	10	.266
5/22	@ Arkansas	W, 10-5	37	10	11	10	2	1	2	21	4	10	0	1	0	1	1	0	2	6	.267
5/24	@ Midland	W, 8-5	36	8	10	8	2	0	2	18	4	9	0	1	0	0	0	0	1	5	.267
5/25	@ Midland	W, 11-3	40	11	16	10	3	1	2	27	5	6	0	1	0	0	0	2	2	9	.271
5/26	@ Midland	L, 2-1 (10)	36	1	7	1	2	0	0	9	3	11	1	0	0	1	0	1	1	11	.269
5/27	@ Midland																				
5/28	@ Midland																				
5/29	@ Midland																				
5/31	CORPUS CHRISTI																				
6/1	CORPUS CHRISTI																				
6/2	CORPUS CHRISTI																				
6/3	CORPUS CHRISTI																				
6/4	CORPUS CHRISTI																				
6/5	CORPUS CHRISTI																				
6/7	@ Tulsa																				
6/8	@ Tulsa																				
6/9	@ Tulsa																				
6/10	@ Tulsa																				
6/11	@ Tulsa																				
6/12	@ Tulsa																				
6/14	ARKANSAS																				
6/15	ARKANSAS																				
6/16	ARKANSAS																				
6/17	ARKANSAS																				
6/18	ARKANSAS																				
6/19	ARKANSAS																				
6/21	SPRINGFIELD																				
6/22	SPRINGFIELD																				
6/23	SPRINGFIELD																				
6/24	SPRINGFIELD																				
6/25	SPRINGFIELD																				
6/26	SPRINGFIELD																				



THE LAST TIME THE NATURALS....

THREW A PERFECT GAME	N/A
THREW A NO-HITTER	Brooks Pounders, 6/27/2013 vs. Midland
THREW A 9-INNING NO-HITTER	Brooks Pounders, 6/27/2013 vs. Midland
THREW A COMBINED NO-HITTER	Greg Holland, Chris Dwyer, Brandon Lafferty & Kendal Volz, 5/10/2012 vs. Springfield
THREW A COMBINED 1-HITTER (9 Innings)	N/A
THREW A COMBINED 1-HITTER (7 Innings)	Jonathan Heasley & Robert Garcia, 5/28/2021 vs. San Antonio (Game 2)
THREW A COMBINED 2-HITTER (9 Innings)	Jonathan Heasley, Derrick Adams & Josh Dye, 7/8/2021 @ Wichita
THREW A COMBINED 2-HITTER (7 Innings)	Nolan Watson, Yefri Del Rosario & Robert Garcia, 8/27/2021 vs. Springfield (Game 1)
GOT NO-HIT (9 INNINGS)	5/17/2016 vs. Arkansas, 6-0
GOT NO-HIT (LESS THAN 9 INNINGS)	N/A
GOT 1-HIT	8/31/2019 vs. Frisco
GOT 2-HIT	4/21/2022 @ Frisco
THREW A COMBINED 9-INNING SHUTOUT	5/13/2022 vs. Wichita (7-0)
THREW BACK-TO-BACK SHUTOUTS	Games 1 and 2, 8/14/2021 vs. Frisco
GOT SHUT OUT (9 INNINGS)	5/19/2022 @ Arkansas
GOT SHUT OUT IN BACK-TO-BACK GAMES	August 12 & 13, 2019 @ Arkansas
GOT SHUT OUT IN 3 STRAIGHT GAMES	July 10 vs. Frisco, July 11 & 12, 2015 vs. Midland
GOT SHUT OUT (LESS THAN 9 INNINGS)	8/7/2021 @ Arkansas (5 Innings)
WON 11 GAMES IN A ROW	April 26 - May 6, 2015
WON 8 GAMES IN A ROW	June 14 - June 20, 2017
WON 7 GAMES IN A ROW	May 16 - May 22, 2015
WON 6 GAMES IN A ROW	August 2 - August 8, 2018
LOST 10 GAMES IN A ROW	April 6 - April 16, 2014
LOST 9 GAMES IN A ROW	April 8 - April 16, 2019
LOST 8 GAMES IN A ROW	July 2 - July 9, 2012
LOST 7 GAMES IN A ROW	July 12 - July 18, 2018
LOST 6 GAMES IN A ROW	July 15 - July 20, 2017
STRUCK OUT 19+ OPPOSING HITTERS	5/11/2013 @ Springfield (19)
STRUCK OUT 17+ OPPOSING HITTERS	8/29/2019 vs. Midland (18)
STRUCK OUT 15+ OPPOSING HITTERS	5/12/2022 vs. Wichita (16)
STRUCK OUT 10+ OPPOSING HITTERS	5/25/2022 @ Midland (14)
SCORED 20+ RUNS IN ONE GAME	8/20/2013 @ Springfield (21)
SCORED 15+ RUNS IN ONE GAME	8/24/2021 vs. Springfield (18)
SCORED 10+ RUNS IN ONE GAME	5/25/2022 @ Midland (11)
ALLOWED 25+ RUNS IN ONE GAME	4/15/2011 @ San Antonio (26)
ALLOWED 20+ RUNS IN ONE GAME	7/25/2021 @ Tulsa (23)
ALLOWED 15+ RUNS IN ONE GAME	7/27/2021 vs. Wichita (18)
ALLOWED 10+ RUNS IN ONE GAME	5/12/2022 vs. Wichita (10)
HAD 22+ HITS IN ONE GAME	5/22/2010 vs. Arkansas (22)
HAD 20+ HITS IN ONE GAME	8/24/2021 vs. Springfield (20)
HAD 15+ HITS IN ONE GAME	5/25/2022 @ Midland (16)
HAD 10+ HITS IN ONE GAME	5/25/2022 @ Midland (16)
ALLOWED 25+ HITS IN ONE GAME	4/15/2011 @ San Antonio (26)
ALLOWED 20+ HITS IN ONE GAME	7/27/2021 vs. Wichita (23)
ALLOWED 15+ HITS IN ONE GAME	4/29/2022 vs. Amarillo (15)
ALLOWED 10+ HITS IN ONE GAME	5/25/2022 @ Midland (10)
WALKED 14+ TIMES IN ONE GAME	5/8/2021 @ Arkansas (14)
WALKED 10+ TIMES IN ONE GAME	7/29/2021 vs. Wichita (10)
WALKED 8+ TIMES IN ONE GAME	5/4/22 @ Springfield (9)
ALLOWED 13+ WALKS IN ONE GAME	5/4/22 @ Springfield (13)
ALLOWED 10+ WALKS IN ONE GAME	5/4/22 @ Springfield (13)
ALLOWED 8+ WALKS IN ONE GAME	5/12/2022 vs. Wichita (8)
HIT 7+ HOME RUNS IN A GAME	5/30/2021 vs. San Antonio (7)
HIT 5+ HOME RUNS IN A GAME	8/24/2021 vs. Springfield (5)
HIT 3+ HOME RUNS IN A GAME	5/5/2022 @ Springfield (4)
ALLOWED 7+ HOME RUNS IN A GAME	4/15/2011 @ San Antonio (7)
ALLOWED 5+ HOME RUNS IN A GAME	7/6/2021 @ Wichita (5)
ALLOWED 3+ HOME RUNS IN A GAME	4/30/2022 vs. Amarillo (3)
HAD 2 PLAYERS HIT 2 HOME RUNS IN A GAME	Hunter Dozier & Bubba Starling, 4/10/2016 vs. Midland
HIT BACK-TO-BACK HOME RUNS	Brihet Bewley & Tucker Bradley, 6th Inning, 5/5/2022 @ Springfield
HIT 3 STRAIGHT HOME RUNS	Bobby Witt Jr., Nick Pratto & MJ Melendez, 5/30/2021 vs. San Antonio
SCORED 10+ RUNS IN AN INNING	2nd Inning, 9/9/2021 @ Wichita (10)
SCORED 7+ RUNS IN AN INNING	4th Inning, 4/27/2022 vs. Amarillo (7)
SCORED 5+ RUNS IN AN INNING	7th Inning, 5/24/2022 @ Midland (5)
SCORED 5+ RUNS IN AN EXTRA INNING	10th Inning, 6/2/2012 vs. Frisco (5)
ALLOWED 10+ RUNS IN AN INNING	7/26/2019 vs. Corpus Christi (11)
ALLOWED 7+ RUNS IN AN INNING	2nd Inning, 7/25/2021 @ Tulsa (7)
ALLOWED 5+ RUNS IN AN INNING	7th Inning, 5/12/2022 vs. Wichita (6)
ALLOWED 5+ RUNS IN AN EXTRA INNING	11th Inning, 4/26/2022 vs. Amarillo (5)
WON A GAME BY 15+ RUNS	18-1, 8/24/2021 vs. Springfield
WON A GAME BY 10+ RUNS	5/4/22 @ Springfield
LOST A GAME BY 15+ RUNS	23-8, 7/25/2021 @ Tulsa
LOST A GAME BY 10+ RUNS	12-2, 4/21/2022 @ Frisco
SCORED 12+ RUNS IN CONSECUTIVE GAMES	June 28 (vs. Tulsa) & July 2 (@ Frisco), 2015
SCORED 10+ RUNS IN CONSECUTIVE GAMES	May 21 & 22 @ Arkansas
SCORED A RUN WITHOUT AN RBI	9/7/2021 @ Wichita
SCORED MULTIPLE RUNS WITHOUT AN RBI	2 Runs, 8/16/2018 @ Midland
TURNED 5 DOUBLE PLAYS IN ONE GAME	8/20/2015 @ San Antonio
TURNED 3+ DOUBLE PLAYS IN ONE GAME	5/17/2022 @ Arkansas (3)
TURNED A TRIPLE PLAY	Frank Schwindel (1B) to Corey Toups (2B) to Humberto Arteaga (SS) to Schwindel to Toups, 8/31/2016 vs. Tulsa
HIT INTO A TRIPLE PLAY	Mauricio Ramos, 7/24/2016 vs. Springfield
COMMITTED 6 ERRORS	5/4/2019 vs. Midland
COMMITTED 5 ERRORS	5/29/2021 vs. San Antonio
COMMITTED 3+ ERRORS	8/17/2021 @ Tulsa (3)
EVERY NATURAL IN THE STARTING LINEUP HAD A HIT	5/8/2022 @ Springfield
EVERY NATURAL IN THE STARTING LINEUP SCORED A RUN	5/22/2022 @ Arkansas
EVERY NATURAL IN THE STARTING LINEUP HAD A HIT AND SCORED A RUN	5/4/2022 @ Springfield
LINEUP BATTED AROUND TWICE IN ONE GAME	3rd and 9th Innings, 5/4/2022 @ Springfield
WON ON THE LAST AT-BAT OF THE GAME (WALK-OFF WIN)	9/3/2021 vs. Corpus Christi
LOST ON THE LAST AT-BAT OF THE GAME (WALK-OFF LOSS)	5/26/2022 @ Midland
PLAYED BACK-TO-BACK EXTRA-INNING GAMES	September 2nd & 3rd, 2021 vs. Corpus Christi
WON BOTH GAMES OF A DOUBLEHEADER	8/24/2021 vs. Springfield (8-0, 4-1)
PITCHED SHUTOUTS IN BOTH GAMES OF A DOUBLEHEADER	8/14/2021 vs. Frisco (1-0, 10-0)
LOST BOTH GAMES OF A DOUBLEHEADER	5/30/2019 vs. Arkansas (7-4, 10-7)

THE LAST TIME A NATURALS HITTER....

HAD 6 HITS IN ONE GAME	Ed Lucas, 7/21/2008 @ Springfield
HAD 5 HITS IN ONE GAME	Dairon Blanco, 7/13/2021 vs. Arkansas
HAD 4 HITS IN ONE GAME	Maikel Garcia, 5/1/2022 vs. Amarillo
HAD 3 HITS IN ONE GAME	Tucker Bradley, 5/26/2022 @ Midland
HIT 3 HOME RUNS IN ONE GAME	Bobby Witt Jr., 5/30/2021 vs. San Antonio
HIT 2 HOME RUNS IN ONE GAME	Sebastian Rivero, 4/27/2022 vs. Amarillo
HIT 2 TRIPLES IN ONE GAME	Taylor Featherston, 4/18/2019 vs. Springfield
HIT 3 DOUBLES IN ONE GAME	Nick Loftin, 5/4/22 @ Springfield
HIT 2 DOUBLES IN ONE GAME	Michael Massey, 5/17/2022 @ Arkansas
HIT A GRAND SLAM	Michael Massey, 5/24/2022 @ Midland
HIT AN INSIDE-THE-PARK HOME RUN	Brewer Hicklen, 7/15/2021 vs. Arkansas
LED OFF A HOME GAME WITH A HOME RUN	Clay Dungan, 7/18/2021 vs. Arkansas
LED OFF A ROAD GAME WITH A HOME RUN	Clay Dungan, 7/24/2021 @ Tulsa
HIT A PINCH-HIT HOME RUN	Frank Schwindel, 8/21/2015 @ Corpus Christi
HIT A WALK-OFF HOME RUN	Gabriel Cancel, 4/20/2019 vs. Springfield
HIT FOR THE CYCLE	Nicky Lopez, 6/21/2018 @ Tulsa
HAD 7 RBI IN ONE GAME	Taylor Featherston, 7/20/2019 @ Amarillo
HAD 6 RBI IN ONE GAME	Nick Pratto, 5/21/2021 @ Springfield
HAD 5 RBI IN ONE GAME	Nick Loftin, 4/22/2022 @ Frisco
HAD 4 RBI IN ONE GAME	Michael Massey, 5/24/2022 @ Midland
SCORED 4 RUNS IN ONE GAME	Maikel Garcia, 4/8/2022 @ Springfield
SCORED 3 RUNS IN ONE GAME	Nate Eaton, 5/21/2022 @ Arkansas
WALKED 4 TIMES IN ONE GAME	Travis Jones, 4/29/2021 @ Springfield
WALKED 3 TIMES IN ONE GAME	John Rave, 5/17/2022 @ Arkansas
STOLE 4 BASES IN ONE GAME	Nick Heath, 5/20/2019 @ Arkansas
STOLE 3 BASES IN ONE GAME	Brewer Hicklen, 8/12/2021 vs. Frisco
STOLE 2 BASES IN ONE GAME	Tucker Bradley, 5/21/2022 @ Arkansas
STRUCK OUT 5 TIMES IN ONE GAME	Dairon Blanco, 5/12/2021 vs. Tulsa
STRUCK OUT 4 TIMES IN ONE GAME	Seuly Matias, 5/20/2022 @ Arkansas
STRUCK OUT 3 TIMES IN ONE GAME	Robbie Glendinning, 5/26/2022 @ Midland
REACHED BASE 6 TIMES IN ONE GAME	Travis Jones, 6/29/2021 @ Springfield
REACHED BASE 5 TIMES IN ONE GAME	Nate Eaton, 4/23/2022 @ Frisco
REACHED BASE 4 TIMES IN ONE GAME	Logan Porter, 5/25/2022 @ Midland
REACHED BASE IN EVERY TRIP TO THE PLATE (6 PA)	Johnny Givonetella, 7/22/2010 @ Arkansas
REACHED BASE IN EVERY TRIP TO THE PLATE (5 PA)	Nate Eaton, 4/23/2022 @ Frisco
REACHED BASE IN EVERY TRIP TO THE PLATE (4 PA)	Tucker Bradley, 5/21/2022 @ Arkansas
REACHED 2 TIMES IN THE SAME INNING	Sebastian Rivero & Nate Eaton, 4th Inning, 4/27/2022 vs. Amarillo
HAD 2 HITS IN THE SAME INNING	Sebastian Rivero & Nate Eaton, 4th Inning, 4/27/2022 vs. Amarillo
SAW 16 PITCHES IN A SINGLE PLATE APPEARANCE	Donnie Dewees, 4/7/2017 vs. San Antonio
SAW 15 PITCHES IN A SINGLE PLATE APPEARANCE	Dennicher Carrasco, 7/18/2021 vs. Arkansas
SAW 14 PITCHES IN A SINGLE PLATE APPEARANCE	Jordan George, 8/27/2019 vs. Midland
SAW 10+ PITCHES IN A SINGLE PLATE APPEARANCE	Robbie Glendinning, 5/18/2022 @ Arkansas (11)
HIT HOME RUNS IN BOTH GAMES OF A DOUBLEHEADER	Jimmy Govern, 8/14/2021 vs. Frisco
HIT HOME RUNS IN BACK-TO-BACK GAMES	Michael Massey, 4/30 and 5/1 vs. Amarillo
HIT HOME RUNS IN 3 STRAIGHT GAMES	Michael Massey, 4/22 to 4/24/2022 @ Frisco
HIT HOME RUNS IN 4 STRAIGHT GAMES	Wil Myers, 5/5 to 5/8/2012 vs. Tulsa
HIT HOME RUNS IN 5 STRAIGHT GAMES	Clint Robinson, 8/7 to 8/12/2010 vs. Arkansas, @ Frisco
HAD 2+ HITS IN 8 STRAIGHT GAMES	Kurt Mertins, May 25 to June 6, 2009
HAD 2+ HITS IN 7 STRAIGHT GAMES	Jeff Bianchi, July 20 to July 27, 2009
HAD 2+ HITS IN 6 STRAIGHT GAMES	Anderson Miller, May 14 to May 19, 2019
HAD 2+ HITS IN 5 STRAIGHT GAMES	Bobby Witt Jr., June 16 to June 20, 2021
HAD A 20+ GAME HITTING STREAK	Clint Robinson, 21 Games: June 15 - July 12, 2010
HAD A 18+ GAME HITTING STREAK	Jordan Parraz, 19 Games: May 27 - June 15, 2009
HAD A 16+ GAME HITTING STREAK	Jacksson Flores, 17 Games: June 15 - July 6, 2018
HAD A 14+ GAME HITTING STREAK	Maikel Garcia, 14 Games: April 27 - May 12, 2022
HAD A 12+ GAME HITTING STREAK	Maikel Garcia, 14 Games: April 27 - May 12, 2022
HAD A 30+ GAME REACHED BASE STREAK	Jacksson Flores, 34 Games: May 29 - July 7, 2018
HAD A 25+ GAME REACHED BASE STREAK	Vinnie Pasquantino, 25 Games: August 5 - September 3, 2021
HAD A 20+ GAME REACHED BASE STREAK	Freddy Fermin, 23 Games: July 2, 2021 to August 4, 2021

THE LAST TIME A NATURALS PITCHER....

THREW A 1-HITTER (9 Innings)	N/A
THREW A 1-HITTER (7 Innings)	N/A
THREW A 2-HITTER (9 Innings)	N/A
THREW A 2-HITTER (7 Innings)	Drew Parrish, 8/27/2021 vs. Springfield (Game 2)
THREW A 9-INNING COMPLETE GAME SHUTOUT	Corey Ray, 6/8/2017 vs. Springfield
THREW A 7-INNING COMPLETE GAME SHUTOUT	Drew Parrish, 8/27/2021 vs. Springfield
THREW A 5-INNING COMPLETE GAME SHUTOUT	Danny Duffy, 9/2/2010 vs. Arkansas
THREW A 9-INNING COMPLETE GAME	Scott Blewett, 8/10/2018 vs. Frisco
THREW AN 8-INNING COMPLETE GAME	Ufreidy Gomez, 8/2/2019 @ Tulsa
THREW A 7-INNING COMPLETE GAME	Drew Parrish, 8/27/2021 vs. Springfield
THREW A 6-INNING COMPLETE GAME	Sugar Ray Marimon, 5/26/2013 @ San Antonio
STRUCK OUT 13 IN A GAME	Danny Duffy, July 17, 2013 @ Tulsa
STRUCK OUT 12 IN A GAME	Josh Staumont, 9/4/2016 vs. Arkansas
STRUCK OUT 11 IN A GAME	Alec Marsh, 5/14/2021 vs. Tulsa
STRUCK OUT 10 IN A GAME	Alec Marsh, 5/25/2022 @ Midland
WALKED 8 IN A GAME	Noel Arguelles, 5/12/2013 @ Springfield
WALKED 7 IN A GAME	Jason Adam, 7/5/2013 @ Midland
WALKED 6 IN A GAME	Marcelo Martinez, 5/10/2022 vs. Wichita
WALKED 5 IN A GAME	Alec Marsh, 5/12/2022 vs. Wichita
ALLOWED 4 HOME RUNS IN A GAME	Francisco Terrero, 4/22/2018 @ Tulsa
ALLOWED 3 HOME RUNS IN A GAME	Alec Marsh, 4/30/2022 vs. Amarillo
ALLOWED 2 HOME RUNS IN A GAME	Angel Zepa, 5/18/2022 @ Arkansas
THREW 110+ PITCHES IN A GAME	Andy Ferguson, 8/9/2014 vs. San Antonio (116)
THREW 100+ PITCHES IN A GAME	Drew Parrish, 5/20/2022 @ Arkansas (100)
THREW 95+ PITCHES IN A GAME	Drew Parrish, 5/20/2022 @ Arkansas (100)
THREW 90+ PITCHES IN A GAME	Drew Parrish, 5/26/2022 @ Midland (90)
WON HIS NATURALS DEBUT	Walter Pennington, 4/23/2022 @ Frisco
THREW AN IMMACULATE INNING	Grant Gavin, 6th Inning 5/20/2019 @ Arkansas