

# OMAHA STORM CHASERS GAME NOTES

## @ ROCHESTER RED WINGS

RHP Alec Marsh (1-0, 1.80 ERA) @ RHP Wily Peralta (2-4, 5.30 ERA)

Tuesday, June 20, 2023 | Game #67 | Road Game #30

5:45 CT/6:45 ET First Pitch | Innovative Field | Rochester, New York

Radio: [stormchasers.mixlr.com](http://stormchasers.mixlr.com) | TV: [Bally Live](http://BallyLive.com), [MiLB.TV](http://MiLB.TV)

34-32

32-35

Omaha Storm Chasers | 12356 Ballpark Way, Papillion, Nebraska 68046 | (402) 738-5100 | [OmahaStormChasers.com](http://OmahaStormChasers.com) | @OMASstormChasers

### UPCOMING SCHEDULE & PROBABLE PITCHERS

#### UPCOMING GAMES

#### OPPONENT





#### TIME (CT)

#### PROBABLE PITCHERS

Wednesday, June 21	@ Rochester	12:05 p.m. CT	RHP Max Castillo (2-6, 4.72 ERA) @ RHP Paolo Espino (3-2, 4.50 ERA)
Thursday, June 22	@ Rochester	5:45 p.m. CT	RHP Jonathan Bowlan @ RHP José Ureña (0-1, 6.6 ERA)
Friday, June 23	@ Rochester	5:45 p.m. CT	LHP Anthony Veneziano (3-0, 4.38 ERA) @ RHP Joan Adon (2-4, 4.73 ERA)
Saturday, June 24	@ Rochester	5:45 p.m. CT	TBD @ LHP Anthony Banda (0-0, 7.29 ERA)

### THE MATCHUP

(UNDERLINE = MiLB LEADER) (BOLD = TRIPLE-A LEADER) (ITALICS = TRIPLE-A WORST)

			
.270 (4TH) < <b>AVG</b>	.258 (13TH)	5.37 (15TH) <b>ERA</b>	> 5.21 (10TH)
385 (7TH) < <b>R</b>	336 (17TH)	1.59 (14TH) <b>WHIP</b>	> 1.58 (13TH)
601 (8TH) < <b>H</b>	579 (15TH)	.271 (16TH) <b>AVG</b>	> .265 (12TH)
79 (12TH) < <b>HR</b>	67 (18TH)	586.1 (11TH) < <b>IP</b>	573.0 (19TH)
308 (12TH) < <b>BB</b>	248 (20TH)	619 (14TH) <b>H</b>	> 585 (9TH)
559 (4TH) < <b>K</b>	576 (6TH)	388 (15TH) <b>R</b>	> 375 (11TH)
<b>136 (1ST)</b> < <b>SB</b>	65 (10TH)	90 (13TH) <b>HR</b>	> 72 (5TH)
.364 (5TH) < <b>OBP</b>	.338 (19TH)	312 (10TH) < <b>BB</b>	319 (11TH)
.449 (9TH) < <b>SLG</b>	.413 (16TH)	580 (15TH) < <b>K</b>	531 (19TH)
.813 (7TH) < <b>OPS</b>	.751 (17TH)	1 (12TH) <b>SHO</b>	> 4 (4TH)

ALL-TIME vs. Red Wings (Since 1988) ..... **11-10 (.524)**

SINCE 2021 in Omaha .....

SINCE 2021 in Rochester ..... **3-3 (.500)**

2023 vs. Red Wings ..... **0-0 (---)**

2023 at Werner Park .....

2023 at Innovative Field ..... **0-0 (---)**

DATE	H/R	SCORE	WIN	LOSS	SAVE
6/20	R				
6/21	R				
6/22	R				
6/23	R				
6/24	R				
6/25	R				

Between 1988 and 1991, the Triple-A International League's Rochester Red Wings and Triple-A American Association's Omaha Royals played 15 games as part of the Triple-A alliance, an interlocking schedule, with the Royals going 8-7 in those regular season games. At the end of the season, an Alliance champion was determined in the postseason with the Triple-A Classic series. In 1990, Omaha defeated Rochester 4 games to 1 to win the penultimate Triple-A Classic.

The teams squared off last year in Rochester for the first time since the 1990's, and split the six-game series in Rochester, 3-3.

### STORM CHASERS ON THE RISE

7 Omaha players that appear on a Top-30 Royals prospects ranking

PLAYER (POSITION)	MLB PIPELINE	BASEBALL AMERICA
Tyler Gentry (OF)	Royals No. 6	Royals No. 7
Jonathan Bowlan (RHP)	Royals No. 9	Royals No. 14
Alec Marsh (RHP)	Royals No. 14	Royals No. 11
Will Klein (RHP)	Royals No. 22	Royals No. 23
Tucker Bradley (OF)	Royals No. 26	—
Anthony Veneziano (LHP)	—	Royals No. 9
Christian Chamberlain (LHP)	—	Royals No. 24

### STORM CHASERS PRESS BOX


Game Notes compiled by Nicholas Badders

Credential Requests: [nicholasb@omahastormchasers.com](mailto:nicholasb@omahastormchasers.com)

Omaha Storm Chasers gameday information, as well as the 2023 Storm Chasers Media Guide can be found at [milb.com/omaha/ballpark/media](http://milb.com/omaha/ballpark/media) or by scanning the QR code to the right.



### SUNDAY'S GAME

	1	2	3	4	5	6	7	8	9	R	H	E	LO
 Columbus	0	0	0	2	0	0	2	0	0	4	6	0	6
 Omaha	0	2	4	0	0	0	0	0	x	6	13	0	7

WIN: Jonathan Heasley (2-5) | LOSS: Joey Cantillo (1-1) | SAVE: Collin Snider (1)

PAPILLION, NEB. – The Omaha Storm Chasers won for the 11th consecutive game Sunday afternoon, sweeping the Columbus Clippers in the process with a 6-4 win at Werner Park.

Omaha jumped out to an early lead in the 2nd inning, as **John Rave** singled and **Jermaine Palacios** connected on a two-run homer, his first hit with the Storm Chasers, for a 2-0 lead ... the homer was his 7th overall this season and his 4th at Werner Park in 2023.

The run scoring continued into the 3rd inning, as **Angelo Castellano** doubled to open the frame and scored on a double from **Kyle Isbel** ... after **Logan Porter** was hit by a pitch, Rave drove a ball off the left-center field fence and circled the bases for an inside-the-park three-run homer that put Omaha up 6-0 in the bottom of the 3rd.

**James McArthur** pitched as the opener for the Storm Chasers, firing 2.0 scoreless innings with a pair of strikeouts, before handing the ball off to the "bulk" pitcher, **Jonathan Heasley** (2-5).

Heasley pitched into the 7th inning and allowed four runs over 4.1 innings of work, while striking out five to earn his second win of the season.

**Walter Pennington** came in behind Heasley and stranded an inherited runner to finish off the 7th inning, then **Dylan Coleman** worked a 1-2-3 8th with a strikeout to keep the Chasers ahead by two.

In the ninth, **Collin Snider** allowed a leadoff double, but stranded the runner on third and earned his first save of the season, protecting the two-run lead.

After his homer in the third, Rave added another single in the fifth and a double in the seventh, finishing the day 4-for-4 and a triple shy of the cycle ... while he didn't score a run, **Brewer Hicklen** finished the day 3-for-4 with four singles and both Isbel and Palacios contributed two-hit efforts.

### NOTES AND NUGGETS

#### GOING STREAKING

The Chasers enter today's game on an 11 game winning streak, tied for the longest winning streak in franchise history ... a win today would set a new franchise record.

Omaha's 11-game winning streak ties the 11 straight games the Omaha Royals won from May 1 to May 16, 1993.

An 11-game winning streak is the longest in the Storm Chasers era (2011-present), topping a 10-game winning streak between June 5 and June 16, 2012.

Since the streak began on June 5, Omaha has outscored its opponents 82 to 40 and is hitting .307 (111-for-362) with a .919 OPS, along with a 3.64 ERA (40 ER in 99.0 IP) the 3rd-best batting average and 2nd-best ERA in that span.

Omaha's winning streak is the 2nd-longest active streak in the Minor Leagues, behind 12 of the DSL Dodgers Bautista ... this streak is the 2nd-longest in the International League this season, trailing a 12-game streak from Memphis between April 9 and 22.

#### THAT'S WHAT SPEED DO

With one steals Sunday, the Chasers have 136 steals in 66 games (average 2.06 SB/game) and have been caught only 24 times for a success rate of 85.99% (136-for-160).

136 steals are the most of any Triple-A team and 5th of all teams in Minor League Baseball ... the Clearwater Threshers (Philadelphia Single-A) lead the minors (156).

The Chasers have stolen at least one base in 47 of 66 games (71.22%), with multiple steals in 37 games and 10 occasions of 5+ steals.

The Chasers' top two base stealers this season were both called up to Kansas City last week ... **Dairon Blanco** was called up last Monday but is still 2nd in *Minor League Baseball* with 47 steals this season (in 53 tries) in just 49 games and 13 games of 2+ steals this year, including each of his last four games with Omaha ... **Samad Taylor** was called up last Friday and had 34 stolen bases (in 39 attempts) with Omaha, but still ranks 3rd in the league, 3rd in Triple-A and is 9th in the Minors.

#### NEW KIDS ON THE BLOCK

Last week, the Omaha Storm Chasers made 17 roster moves and have already made 3 this week, including the addition of 2 new players for their Triple-A debuts.

Pitchers **Jonathan Bowlan** and **Christian Chamberlain** were both added from NW Arkansas (AA) today and will make their Triple-A debuts in their first game with Omaha ... Bowlan made 9 starts in NWA and went 1-5 with a 7.20 ERA (28 ER in 35.0 IP) while Chamberlain pitched in 20 games and went 1-2 with a 1.99 ERA (7 ER in 31.2 IP).

**Kyle Isbel** started a rehab assignment last Tuesday after being placed on Kansas City's 15-day Injured List with a Grade 2 hamstring strain on May 5 ... last week, he went 4-for-13 over four games with 3 extra-base hits and 4 runs batted in.

Last week, pitchers **Alec Marsh** and **Will Klein**, catcher **José Briceño** and outfielder **John Rave** all joined the Storm Chasers from Double-A, with Klein making his Triple-A debut last Wednesday ... infielders **Matt Beaty**, **Adeiny Hechavarria** and **Jermaine Palacios** all signed Minor League deals and reported to Omaha, but Beaty was called up to Kansas City on Sunday.

Over the first 66 games of the 2023 season, 52 players have appeared in a game with the Storm Chasers.

#### QUALITY OF STARTS

Over 66 games this season, Omaha's starting pitchers have earned 16 wins and thrown 12 quality starts, including 4 on the current win streak.

Across the last 11 games, the chasers have gotten 8 starts of 5.0 innings or more all consecutive between June 8 and 17, including 2 quality starts from **Max Castillo**, one from **Jonathan Heasley** and one from **Anthony Veneziano**.

### AT A GLANCE

#### RECENT (W11)

Last 5 Games ..... 5-0

Last 10 Games ..... 10-0

Last 20 Games ..... 14-6

#### HOME/AWAY

Home Games ..... 17-20

Away Games ..... 17-12

#### TIME OF DAY

Night Games ..... 22-22

Day Games ..... 12-10

#### MONTH

March ..... 1-0

April ..... 9-15

May ..... 12-14

June ..... 12-3

July .....

August .....

September .....

#### OPPONENT

vs. Columbus ..... 6-0

vs. Gwinnett ..... 1-5

vs. Indianapolis ..... 8-0

vs. Iowa ..... 2-2

vs. Louisville ..... 2-4

vs. Memphis ..... 2-4

vs. Nashville ..... 2-4

vs. Rochester .....

vs. Scranton/WB ..... 3-3

vs. St. Paul ..... 2-4

vs. Toledo ..... 6-6

#### DAY OF THE WEEK

on Monday .....

on Tuesday ..... 4-7

on Wednesday ..... 4-7

on Thursday ..... 5-6

on Friday ..... 10-2

on Saturday ..... 5-6

on Sunday ..... 6-4

#### LAST WEEK'S SERIES

Record ..... 6-0

Batting Average ..... (.303)

Runs/Per Game ..... 39/6.5

Home Runs ..... 10

ERA ..... 2.83 (17 ER / 54.0 IP)

Strikeouts (K/9) ..... 47 (7.8)

Saves/Opportunities ..... 3/4

### QUICK FACTS

Founded.....	2011 (1969-2010: Omaha Royals)
Colors.....	Royal Blue, Twister Gold, Blackout Black
League.....	International League (Since 2021)
Ownership.....	Alliance Baseball Omaha LLC
General Manager.....	Laurie Schlender (4th Year)
Home Ballpark (Capacity).....	Werner Park (9,023, 6,254 fixed seats)
Dimensions.....	LF- 310 CF- 402 RF- 315

### ROSTER BREAKDOWN

Age 23.....	2	Native of Cuba.....	2
Age 24.....	2	Native of Mexico.....	1
Age 25.....	5	Native of United States.....	23
Age 26.....	9	Native of Venezuela.....	4
Age 27.....	5	Acquired by Royals via Free Agency.....	11
Age 28.....	1	(International).....	2
Age 29.....	1	(Minor League).....	4
Age 30.....	1	(Undrafted).....	3
Age 31.....	0	Acquired by Royals via Trade.....	4
Age 34.....	1	Acquired by Royals via First Year Player Draft.....	14
Average Age.....	26 Years 95 Days	(High School).....	0
Median Age.....	26	(Rounds 1-5).....	7
		(2015-17 Drafts).....	2
		(2nd Year/College).....	1
		(Rounds 6-10).....	3
		(2018 Draft).....	4
		(3rd Year/College).....	11
		(Rounds 11-20).....	2
		(2019 Draft).....	5
		(4th+ Year/College).....	3
		(Rounds 21-40).....	2
		(2020 Draft).....	3

### PRO-NUN-SEE-AY-SHUNS

#### PLAYERS

2 RYAN GOINS.....	(GO-ins)
6 CLAY DUNGAN.....	(duhn-ginn)
8 KYLE ISBEL.....	(IZZ-bell)
11 ADEINY HECHAVARRIA.....	(ah-DAY-nee etch-ah-vah-RIA)
17 ANGELO CASTELLANO.....	(kass-tay-AH-noh)
22 JERMAINE PALACIOS.....	(pah-LAH-see-ohs)
31 JONATHAN BOWLAN.....	(boh-lin)
36 DANIEL MENGDEN.....	(MING-den)
41 ANDRÉS NÚÑEZ.....	(ahn-drez NOON-yez)
50 MAX CASTILLO.....	(ca-STEE-yo)
55 JONAH DIPOTO.....	(dih-POH-to)
56 ANTHONY VENEZIANO.....	(va-nee-ee-ah-no)
60 JOSÉ BRICEÑO.....	(bee-SEN-yo)

#### COACHES

23 MIKE JIRSCHKE.....	(jursh-LEE)
33 DAVID NOWORYTA.....	(Nova-REE-tah)
52 BIJAN RADEMACHER.....	(bee-ZHON RAH-de-moch-err)

### UNIFORM RECORDS

#### STANDARD UNIFORMS

<b>Blue Vortex</b> Home: 6-10 Road: 0-0	<b>Blue O-Bolt</b> Home: 4-1 Road: 17-13	<b>Powder SC</b> Home: 5-5 Road: 0-0	<b>Powder O</b> Home: 2-0 Road: 0-0
<b>Home White</b> Home: 5-9 Road: 0-0	<b>Road Grey</b> Home: 0-0 Road: 8-7	<b>Blue O-Bolt</b> Home: 4-1 Road: 9-6	<b>Powder Blue</b> Home: 5-5 Road: 0-0

#### SPECIALTY/THEME NIGHTS

<b>Black O-Bolt</b> Home: 0-2 Road: 0-0	<b>Patriotic</b> Home: 0-0 Road: 0-0	<b>Runzas</b> Home: 0-1 Road: 0-0	<b>Cattlemen</b> Home: 0-0 Road: 0-0	<b>Rockets</b> Home: 0-0 Road: 0-0	<b>Marvel</b> Home: 0-0 Road: 0-0	<b>Throwback</b> Home: 0-0 Road: 0-0
<b>Community</b> Home: 0-2 Road: 0-0	<b>Star Wars</b> Home: 1-0 Road: 0-0	<b>Patriotic</b> Home: 0-1 Road: 0-0	<b>Runzas</b> Home: 0-1 Road: 0-0	<b>Cattlemen</b> Home: 0-0 Road: 0-0	<b>Rockets</b> Home: 0-0 Road: 0-0	<b>Marvel</b> Home: 0-0 Road: 0-0

### RECENT TRANSACTIONS

#### 2023 BREAKING ROSTER

**Pitchers (15):** RHP Max Castillo, LHP Austin Cox, RHP Jonathan Heasley, RHP Jackson Kowar, RHP Brooks Kriske, LHP Marcelo Martinez, RHP Mike Mayers, RHP Andrés Núñez, LHP Drew Parrish, LHP Evan Sisk, RHP Collin Snider, RHP Josh Staumont, LHP Josh Taylor, RHP Ryan Weiss, RHP Nick Wittgren

**Catchers (3):** Freddy Fermin, Logan Porter, Jakson Reetz

**Infielders (6):** CJ Alexander, Angelo Castellano, Maikel Garcia, Nick Loftin, Nick Pratto, Samad Taylor

**Outfielders (3):** Dairon Blanco, Tucker Bradley, Brewer Hicklen

42.	5/20	RHP <b>Jackson Kowar</b> optioned to Omaha	62.	INF <b>Paxton Wallace</b> transferred to Omaha from Quad Cities (A+)
43.		RHP <b>Ryan Weiss</b> released	63.	6/12 OF <b>Dairon Blanco</b> selected by KANSAS CITY from Omaha
44.	5/22	INF <b>Nicky Lopez</b> returned to KANSAS CITY from rehab assignment to Omaha	64.	6/13 RHP <b>Will Klein</b> transferred to Omaha from NW Arkansas (AA)
45.	5/23	INF <b>Greyson Jenista</b> activated by Omaha	65.	RHP <b>Alec Marsh</b> transferred to Omaha from NW Arkansas (AA)
46.		INF <b>CJ Alexander</b> placed on the 7-Day Injured List	66.	OF <b>John Rave</b> transferred to Omaha from NW Arkansas (AA)
47.		RHP <b>Nick Wittgren</b> selected by KANSAS CITY from Omaha	67.	INF <b>Greyson Jenista</b> transferred to NW Arkansas (AA) from Omaha
48.		RHP <b>Max Castillo</b> optioned to Omaha	68.	INF <b>Paxton Wallace</b> transferred to Quad Cities (A+) from Omaha
49.	5/24	OF <b>Nate Eaton</b> optioned to Omaha	69.	OF <b>Kyle Isbel</b> sent on a rehab assignment to Omaha
50.	5/26	OF <b>Drew Waters</b> returned to KANSAS CITY from rehab assignment	70.	INF <b>Matt Beaty</b> assigned to Omaha
51.	5/28	LHP <b>Daniel Lynch</b> returned to KANSAS CITY from rehab assignment	71.	INF <b>Jermaine Palacios</b> assigned to Omaha
52.		INF <b>CJ Alexander</b> activated from the 7-Day Injured List	72.	6/15 INF <b>Johan Camargo</b> released
53.		INF <b>Greyson Jenista</b> transferred to NW Arkansas (AA) from Omaha	73.	6/16 INF <b>Adeiny Hechavarria</b> assigned to Omaha
54.	5/30	RHP <b>Brett de Geus</b> transferred to NW Arkansas (AA) from Omaha	74.	INF <b>Samad Taylor</b> recalled by KANSAS CITY from Omaha
55.	6/1	INF <b>Nick Loftin</b> placed on the 7-Day Injured List	75.	OF <b>Nate Eaton</b> optioned to Omaha
56.		LHP <b>Marcelo Martinez</b> activated from the Development List	76.	C <b>José Briceño</b> transferred to Omaha from NW Arkansas (AA)
57.	6/2	RHP <b>Jackson Kowar</b> recalled by KANSAS CITY from Omaha	77.	C <b>Jakson Reetz</b> released
58.	6/7	LHP <b>Austin Cox</b> recalled by KANSAS CITY from Omaha	78.	6/18 RHP <b>Brooks Kriske</b> selected by KANSAS CITY from Omaha
59.	6/9	OF <b>Nate Eaton</b> recalled by KANSAS CITY from Omaha	79.	INF <b>Matt Beaty</b> selected by KANSAS CITY from Omaha
60.	6/11	INF <b>CJ Alexander</b> placed on the 7-Day Injured List	80.	6/20 LHP <b>Drew Parrish</b> transferred NW Arkansas (AA) from Omaha
61.		INF <b>Greyson Jenista</b> transferred to Omaha from NW Arkansas (AA)	81.	RHP <b>Jonathan Bowlan</b> transferred to Omaha from NW Arkansas (AA)



## MANAGER: MIKE JIRSCHLE • #23

- Mike Jirschele returns for his 15th season as Omaha's manager, his 18th season managing in Minor League Baseball and 32nd season overall with the Royals organization, named to the position of Storm Chasers manager on January 13, 2023, after previously managing Triple-A Omaha from 1995-97 and 2003-13.
- Jirschele served on the Kansas City Royals coaching staff as the Third Base Coach from 2014-19 and won the World Series in 2015. Jirschele most recently served as the bench coach under manager Chris Widger during the 2022 season with the Double-A Northwest Arkansas Naturals. He spent the 2021 season as Widger's bench coach for the High-A Central champion Quad Cities River Bandits and served as Special Assistant to the General Manager in 2020.
- In his second stint as Omaha's manager, over 11 years from 2003 to 2013, he led the team to four division titles, three consecutive trips to the Pacific Coast League Championship Series (2011-2013), two PCL titles (2011, 2013) and the team's first of two Triple-A National Championships in 2013.
- He earned the 2011 Mike Coolbaugh Award for *outstanding baseball work ethic, knowledge of the game and skill in mentoring young players on the field* and he is a four-time recipient of the Dick Howser Award (1992, 1994, 2005, 2011), recognizing outstanding work in player development within the Royals organization.
- Prior to his time with Omaha and Kansas City, he served as the Royals Minor League Infield Coordinator for four years, from 1998-2002, and he held managerial positions with Wilmington (1994), Rockford (1993) and the Gulf Coast Royals (1992).
- He appeared 999 games in the Minor Leagues across 13 years, between 1977 and 1990, including 22 games with the Omaha Royals between 1988 and 1989.



## PITCHING COACH: DANE JOHNSON • #59

- Dane Johnson enters his fourth year in the Royals organization and as the Storm Chasers pitching coach, after joining Kansas City ahead of the 2020 season. 2023 marks his 24th season coaching overall.
- He previously spent one season in the Miami Marlins organization (2019) as a Pitching Consultant and 19 seasons with the Toronto Blue Jays as a Minor League Pitching Coach from 2000-03, Pitching Coordinator from 2004-14 and Major League Bullpen Coach from 2015-18.
- Prior to entering coaching, spent 15 years as a player, including over 280 games in the Minor Leagues and parts of three seasons in the Majors with the Chicago White Sox (1994), Blue Jays (1996) and Oakland Athletics (1997), also playing two seasons (1990-1991) in the Chinese Professional Baseball League.
- Johnson and his wife, Gina, reside in Palm Harbor, Florida. They have two children: a daughter, Madison (31), and son, Cobi (27).



## HITTING COACH: BIJAN RADEMACHER • #52

- Bijan Rademacher (*bi-ZHON RAH-de-moch-err*) joins the Royals as the Omaha Storm Chasers Hitting Coach this year after spending the last two years with the Arizona Diamondbacks as their Minor League Hitting Coordinator (2021) and ACL Hitting Coach (2022).
- Prior to coaching, he spent eight years playing professionally (2012-2019), spanning seven seasons in the Chicago Cubs organization (2012-18) and slashed .280/.361/.402 over 702 career MiLB games, reaching as high as Triple-A. He also played one season in independent baseball (2019) with the New Britain Bees in the Atlantic League, in addition to an offseason in the Mexican Pacific Winter League.
- Over 243 career Triple-A games with the Iowa Cubs, he played 11 games at Werner Park and was a .378 hitter (14-for-37) with one homer and 5 runs batted in while playing in Omaha.
- Rademacher lives in Tempe, Arizona with his wife Melissa.



## BENCH COACH: DAVID NOWORYTA • #33 (3RD BASE COACH)

- David Noworyta (*Nova-REE-tah*) enters his second year in the Royals organization and first as Omaha's Bench Coach, after making his coaching debut in 2022 as the Assistant Hitting Coach for the River Bandits Kansas City's High-A affiliate.
- Prior to coaching, he spent four years playing professionally (2018-21), including three minor league seasons in the Detroit Tigers organization (2018-20), and one with the Independent Pioneer League's Billings Mustangs in 2021. Before signing with Detroit in 2018, Noworyta graduated from the University of Hawaii with a bachelor's degree in communications and journalism, and played in parts of three seasons for their baseball team.
- Noworyta attended Holy Cross Academy (N.J.), where he played baseball and basketball, and was selected by the Royals in the 37th round of the 2014 MLB Draft. He resides in Hainesport, N.J. in the offseason.



## CERTIFIED ATHLETIC TRAINER: JAMES STONE

- James Stone is entering his fifth season as the Certified Athletic Trainer for the Storm Chasers after serving the previous seven seasons with the Wilmington Blue Rocks (Royals High-A), including the 2015 season, in which he was named Carolina League Athletic Trainer of the Year.
- He joined the Kansas City organization in 2010 as the athletic trainer for the Class-A Burlington Bees. He came to the Royals after spending one season with the Central Valley Coyotes (Fresno, California) in Arena Football 2.
- Stone worked three seasons in the Florida Marlins organization, with stops in Jupiter (2008), Greensboro (2007) and Jamestown (2006), winning New York-Penn League Trainer of the Year honors in 2006.
- He was the Strength and Conditioning Coach for the Baltimore Orioles Class-A affiliate, the Delmarva Shorebirds, in 2005.
- Stone graduated with a bachelor's of science in kinesiology from Cal State-Northridge. He resides in Simi Valley, California with his dog, Ozzie.



## STRENGTH & CONDITIONING COACH: YANNICK PLANTE

- Yannick Plante is entering his third season as the Strength & Conditioning Coach for the Storm Chasers, after being slated to serve in that role with Northwest Arkansas in 2020.
- He began with the Kansas City Organization in 2019 as the athletic trainer for the Burlington Royals (Advanced Rookie, Appalachian League). He was then a staff member of the Surprise Saguaros of the Arizona Fall League in the fall of 2019.
- Plante has a master's degree in kinesiology from the University of Calgary and a bachelor's degree in human kinetics with specialization in biophysics from the University of Ottawa. He currently lives in Ottawa, Ontario.



TONY MEDINA  
MINOR LEAGUE/LATIN AMERICA  
MEDICAL COORDINATOR



BEN NICHOLAS  
PLAYER DEVELOPMENT TRAINEE



JEREMY OWENS  
PLAYER DEVELOPMENT TRAINEE



## Alec Marsh - Pitching - Stat Splits - 2023 - Regular Season (Double-A)

Split	Team	W	L	ERA	G	GS	CG	SHO	SV	IP	H	R	ER	HR	HB	BB	IBB	SO	WHIP	AVG	AB	WP	BK	GIDP	TBF	NP-S
Home Games	OMA	1	0	1.80	1	1	0	0	0	5.0	3	1	1	0	1	4	0	6	1.40	.176	17	0	0	0	23	88 - 52
Day Games	OMA	1	0	1.80	1	1	0	0	0	5.0	3	1	1	0	1	4	0	6	1.40	.176	17	0	0	0	23	88 - 52
On Grass	OMA	1	0	1.80	1	1	0	0	0	5.0	3	1	1	0	1	4	0	6	1.40	.176	17	0	0	0	23	88 - 52
June	OMA	1	0	1.80	1	1	0	0	0	5.0	3	1	1	0	1	4	0	6	1.40	.176	17	0	0	0	23	88 - 52
On Wednesdays	OMA	1	0	1.80	1	1	0	0	0	5.0	3	1	1	0	1	4	0	6	1.40	.176	17	0	0	0	23	88 - 52
In games following a win	OMA	1	0	1.80	1	1	0	0	0	5.0	3	1	1	0	1	4	0	6	1.40	.176	17	0	0	0	23	88 - 52
Starter	OMA	1	0	1.80	1	1	0	0	0	5.0	3	1	1	0	1	4	0	6	1.40	.176	17	0	0	0	23	88 - 52

## Alec Marsh - Opposing Hitting - Stat Splits - 2023 - Regular Season (Double-A)

Split	Team	AVG	G	AB	R	H	2B	3B	HR	RBI	BB	IBB	SO	SB	CS	OBP	SLG	OPS	HBP	SAC	SF	GIDP
vs Left	OMA	.167	1	12		2	0	0	0	0	4	0	5			.375	.167	.542	0	0	0	0
vs Right	OMA	.200	1	5		1	0	0	0	1	0	0	1			.286	.200	.486	1	0	1	0
Team is ahead	OMA	.143	1	7		1	0	0	0	1	4	0	2			.417	.143	.560	0	0	1	0
Score is tied	OMA	.200	1	10		2	0	0	0	0	0	0	4			.273	.200	.473	1	0	0	0
Batting First	OMA	.333	1	3		1	0	0	0	0	0	0	1			.333	.333	.666	0	0	0	0
Batting Second	OMA	.000	1	2		0	0	0	0	0	1	0	0			.333	.000	.333	0	0	0	0
Batting Third	OMA	1.000	1	1		1	0	0	0	0	2	0	0			1.000	1.000	2.000	0	0	0	0
Batting Fourth	OMA	.500	1	2		1	0	0	0	1	0	0	0			.333	.500	.833	0	0	1	0
Batting Fifth	OMA	.000	1	3		0	0	0	0	0	0	0	3			.000	.000	.000	0	0	0	0
Batting Sixth	OMA	.000	1	1		0	0	0	0	0	1	0	0			.500	.000	.500	0	0	0	0
Batting Seventh	OMA	.000	1	2		0	0	0	0	0	0	0	0			.000	.000	.000	0	0	0	0
Batting Eighth	OMA	.000	1	2		0	0	0	0	0	0	0	1			.000	.000	.000	0	0	0	0
Batting Ninth	OMA	.000	1	1		0	0	0	0	0	0	0	1			.500	.000	.500	1	0	0	0
Leading Off	OMA	.250	1	4		1	0	0	0	0	1	0	0			.400	.250	.650	0	0	0	0
First Inning	OMA	.400	1	5	0	2	0	0	0	0	0	0	1	0	0	.400	.400	.800	0	0	0	0
Second Inning	OMA	.000	1	3	0	0	0	0	0	0	1	0	1	0	0	.250	.000	.250	0	0	0	0
Third Inning	OMA	.333	1	3	1	1	0	0	0	1	2	0	1	2	0	.500	.333	.833	0	0	1	0
Fourth Inning	OMA	.000	1	3	0	0	0	0	0	0	0	0	2	1	0	.250	.000	.250	1	0	0	0
Fifth Inning	OMA	.000	1	3	0	0	0	0	0	0	1	0	1	1	0	.250	.000	.250	0	0	0	0
Bases Empty	OMA	.286	1	7		2	0	0	0	0	2	0	1			.500	.286	.786	1	0	0	0
Runner at 1st	OMA	1.000	1	1		1	0	0	0	0	1	0	0			1.000	1.000	2.000	0	0	0	0
Runner at 2nd	OMA	.000	1	4		0	0	0	0	0	0	0	1			.000	.000	.000	0	0	0	0
Runner at 3rd	OMA	.000	1	2		0	0	0	0	0	0	0	2			.000	.000	.000	0	0	0	0
Runners at 1st & 2nd	OMA	.000	1	1		0	0	0	0	0	1	0	1			.500	.000	.500	0	0	0	0
Runners at 2nd & 3rd	OMA	.000	1	2		0	0	0	0	0	0	0	1			.000	.000	.000	0	0	0	0
Bases Loaded	OMA	.000	1	0		0	0	0	0	1	0	0	0			.000	.000	.000	0	0	1	0
Runners On	OMA	.100	1	10		1	0	0	0	1	2	0	5			.231	.100	.331	0	0	1	0
Scoring Position	OMA	.000	1	9		0	0	0	0	1	1	0	5			.091	.000	.091	0	0	1	0
No Outs	OMA	.200	1	5		1	0	0	0	1	3	0	0			.444	.200	.644	0	0	1	0
One Out	OMA	.000	1	5		0	0	0	0	0	1	0	2			.167	.000	.167	0	0	0	0
Two Outs	OMA	.286	1	7		2	0	0	0	0	0	0	4			.375	.286	.661	1	0	0	0
Ahead in Count	OMA	.167	1	6		1	0	0	0	1	0	0	3			.143	.167	.310	0	0	1	0
Behind in Count	OMA	.000	1	2		0	0	0	0	0	4	0	2			.667	.000	.667	0	0	0	0
0-0 Count	OMA	.000	1	4		0	0	0	0	0	0	0	0			.000	.000	.000	0	0	0	0
0-1 Count	OMA	.500	1	2		1	0	0	0	1	0	0	0			.333	.500	.833	0	0	1	0
0-2 Count	OMA	.000	1	1		0	0	0	0	0	0	0	1			.000	.000	.000	0	0	0	0
1-0 Count	OMA	.000	1	0		0	0	0	0	0	0	0	0			.000	.000	.000	0	0	0	0
1-1 Count	OMA	.500	1	2		1	0	0	0	0	0	0	0			.500	.500	1.000	0	0	0	0
1-2 Count	OMA	.000	1	3		0	0	0	0	0	0	0	2			.000	.000	.000	0	0	0	0
2-0 Count	OMA	.000	1	0		0	0	0	0	0	0	0	0			.000	.000	.000	0	0	0	0
2-1 Count	OMA	.000	1	0		0	0	0	0	0	0	0	0			.000	.000	.000	0	0	0	0
2-2 Count	OMA	.333	1	3		1	0	0	0	0	0	0	1			.500	.333	.833	1	0	0	0
3-2 Count	OMA	.000	1	2		0	0	0	0	0	4	0	2			.667	.000	.667	0	0	0	0
Pitcher	OMA	.176	1	17		3	0	0	0	1	4	0	6			.348	.176	.524	1	0	1	0







## PLAYER

## 31 JONATHAN BOWLAN

RHP • R/R • 6'6" • 235 lbs • 12/1/1996 (26)  
2018 MLB Draft – Round 2 (Memphis)  
Born/Resides: Arlington, Tennessee

## 50 MAX CASTILLO

RHP • R/R • 6'2" • 285 lbs • 5/4/1999 (23)  
Traded from Toronto – 8/2/2022  
Born/Resides: Caracas, Venezuela

## 32 CHRISTIAN CHAMBERLAIN

LHP • L/L • 5'10" • 175 lbs • 7/20/1999 (23)  
2020 MLB Draft – Round 4 (Oregon State)  
Born: Grand Junction, Colorado • Resides: Reno, Nevada

## 57 DYLAN COLEMAN

RHP • R/R • 6'5" • 235 lbs • 9/16/1996 (26)  
Traded from San Diego – 11/5/2020  
Born: Potosi, Missouri • Resides: Mineral Point, Missouri

## 55 JONAH DIPOTO

RHP • R/R • 6'1" • 225 lbs • 9/3/1996 (26)  
2019 MLB Draft – Round 35 (UC San Diego)  
Born: Queens, N.Y. • Resides: San Diego, Calif.

## 34 JONATHAN HEASLEY

RHP • R/R • 6'3" • 235 lbs • 1/27/1997 (26)  
2018 MLB Draft – Round 13 (Oklahoma State)  
Born: Plano, Texas • Resides: Dallas, Texas

## 62 WILL KLEIN

RHP • R/R • 6'5" • 230 lbs • 11/28/1999 (23)  
2019 MLB Draft – Round 2/CBB (Arizona State)  
Born: Maryville, Tenn. • Resides: Bloomington, Ind.

## 44 ALEC MARSH

RHP • R/R • 6'3" • 230 lbs • 5/14/1998 (25)  
2019 MLB Draft – Round 2/CBB (Arizona State)  
Born: Waukesha, Wisconsin • Resides: Gilbert, Arizona

## 46 MARCELO MARTINEZ

LHP • L/L • 6'2" • 190 lbs • 8/10/1996 (26)  
Signed 3/27/2018 as an International Free Agent  
Born/Resides: Reynosa, México

## 48 JAMES MCARTHUR

RHP • R/R • 6'7" • 230 lbs • 12/11/1996 (26)  
Traded from Philadelphia – 1/24/2023  
Born/Resides: New Braunfels, Texas

## 36 DANIEL MENGDEN

RHP • R/R • 6'1" • 215 lbs • 2/19/1993 (30)  
Signed 3/29/2023 as a Minor League Free Agent  
Born/Resides: Houston, Texas

## 41 ANDRÉS NÚÑEZ

RHP • R/R • 6'4" • 265 lbs • 9/20/1995 (27)  
2018 MLB Draft – Round 29 (Florida International)  
Born/Resides: Southwest Ranches, Florida

## 40 WALTER PENNINGTON

LHP • L/L • 6'2" • 205 lbs • 4/14/1998 (25)  
Signed 8/19/2020 as an Undrafted Free Agent (Cala School of Mines)  
Born: Englewood, Colo. • Resides: Broomfield, Colo.

## 47 EVAN SISK

LHP • L/L • 6'2" • 195 lbs • 4/23/1997 (26)  
Traded from Minnesota – 1/24/2023  
Born: Pineville, N.C. • Resides: Chester, S.C.

## 43 COLLIN SNIDER

RHP • R/R • 6'4" • 205 • 10/10/1995 (27)  
2017 MLB Draft – Round 12 (Vanderbilt)  
Born/Resides: Murfreesboro, Tennessee

## 56 ANTHONY VENEZIANO

LHP • L/L • 6'6" • 200 • 9/1/1997 (25)  
2019 MLB Draft – Round 10 (Catalina Carolina)  
Born/Resides: Hackettstown, New Jersey

## QUICK NOTES

Ranked by MLB Pipeline as the No. 9 Royals prospect ... Ranked by *Baseball America* as the No. 14 Royals prospect  
2023: Opened the year in NW Arkansas (AA) and made 10 appearances (9 starts) for the Naturals and went 1-5 with a 7.20 ERA (28 ER in 35.0 IP), but struck out 47 in just 13 (3.62 K/BB) with a 12.09 K/9, 4 of last 5 starts were 5.0 IP + ... promoted to Omaha on 6/20.  
2022: Made his return from Tommy John Surgery on June 17, 12 months after his surgery ... made 7 starts in the Arizona Complex League and 1 start at Quad Cities (A+) before joining NW Arkansas (AA) for his final 9 starts ... named Texas League Pitcher of the Week for the period of Aug. 22-28, after throwing 5.0 scoreless innings.  
2021: With NW Arkansas (AA), made 4 starts and went 2-0 with a 1.59 ERA (3 ER in 17.0 IP) and 25 strikeouts, but exited his 4th start due to injury on 5/23 and underwent Tommy John Surgery during the first week of June ... added to 40-man roster on 6/19/2021.

CONSECUTIVE BATTERS RETIRED: 2

SCORELESS STREAK: 2

2023: Appeared in 4 Cactus League games for the Royals and went 2-0 with a 11.12 ERA (7 ER in 5.2 IP) and 7 K ... opened the season with Omaha and went 0-5 with a 6.66 ERA cross 5 starts, was recalled by KC on 5/7 and pitched in 4 games over two stints, optioned back to Omaha 5/23.  
2022: Began the 2022 season in the Blue Jays organization and made 20 appearances (11 in MLB and 9 in MLB) before being traded to Kansas City on 8/2 with Samad Taylor in exchange for Whit Merrifield ... had three stints with the Royals ... in three stints with Omaha, pitched in 7 games (6 starts) with 22 strikeouts in 21.1 innings.  
2021: Spent the entire season with New Hampshire (AA), appearing in 20 games (20 starts) while going 11-4 with a 4.85 ERA (55 ER in 102.0 IP) and 89 strikeouts.

45FB (90-93), CH, SL

CONSECUTIVE BATTERS RETIRED: 3 (6/15)

SCORELESS STREAK: 1.0 IP (6/15)

Ranked by *Baseball America* as the No. 24 Royals prospect  
2023: Opened the year in NW Arkansas (AA) and made 20 appearances out of the bullpen for the Naturals and went 1-2 with a 1.99 ERA (7 ER in 31.2 IP), and struck out 49 (13.93 K/9) ... 14 of 20 Double-A appearances were scoreless ... promoted to Omaha on 6/20.  
2022: After beginning the season with Quad Cities (A+), was assigned to NW Arkansas (AA) on May 31 and finished the season in Double-A ... pitched 33 games between the two levels, among Royals Minor League pitchers with at least 40.0 innings pitched, his 13.22 K/9 and 29.6% K% both ranked 3rd-best ... his 19.3% BB% was 2nd-worst.  
2021: Assigned to Quad Cities (A+) on 5/23 to begin his career in professional baseball and pitched two games out of the bullpen for the River Bandits, going 1-0 with a 4.91 ERA (2 ER in 3.2 IP) with just one walk and six strikeouts, before being placed on the 7-day Injured List on 6/14, where he remained for the rest of the season.

CONSECUTIVE BATTERS RETIRED: 2

SCORELESS STREAK: 2

2023: Made his second consecutive Opening Day Roster with the Royals, allowed 10 ER in 5.0 IP (18.00 ERA) in 5 games with 7 H, 7 BB & 5 K ... has allowed 7 ER in 14.2 IP (4.30 ERA) with Omaha ... optioned to Omaha on 4/14, appeared in his first game 5/2 vs. LOU ... 28 of 47 outs he's recorded with Omaha this year are strikeouts (17 on Sweeper & 11 on 45FB) 16.09 K/9 (28 in 15.2 IP) ranks 2nd in the organization among Royals minor league arms (min 10.0 IP).  
2022: Spent nearly the entire season in Kansas City, pitching in 68 games for the Royals with a 2-1 record and 2.78 (21 ER in 68.0 IP) and 71 strikeouts ... 2nd-most appearances among rookie relievers, 8th in ERA, and 9th in strikeouts ... did not allow a HR over the final 26.0 innings of the season ... pitched 1 game for Omaha on May 24.  
2021: Opened the season in NW Arkansas (AA) and assigned to Omaha on 7/8 ... earned his first MLB call-up on 9/20 and pitched in 5 games for Kansas City with 7 K in 6.1 IP.

45FB (95-97), SW, SL

CONSECUTIVE BATTERS RETIRED: 6 (6/16 to 6/18)

SCORELESS STREAK: 3.0 IP (6/13 to 6/18)

2023: For the 2nd straight year, made his spring debut with a scoreless Cactus League inning against his dad's Seattle Mariners, on 2/26 ... opened the regular season with NW Arkansas (AA), pitched 10.1 scoreless innings with 1 ER and 13 K across 7 relief outings ... assigned to Omaha (AAA) on 5/3, made his Triple-A debut 5/4, struck out 2 and allowed 2 unearned runs ... has not allowed an earned run in 8 of 12 outings.  
2022: Pitched a scoreless Cactus League inning with a strikeout on 3/29 against his dad's Seattle Mariners ... spent the entire season with NW Arkansas (AA) and led the Naturals with 42 games pitched ... 11.87 K/9 ranked second among Royals minor league pitchers (min. 60.0 IP), 212 opponents' batting average and 28.1% K% ranked 3rd.  
MISC: Full name is *Jonah Seaver Dipoto*, after Tom Seaver ... father Jerry Dipoto is currently the President of Baseball Operations for the Seattle Mariners, formerly their GM.

SNK (93-95), SL, CB

CONSECUTIVE BATTERS RETIRED: 1 (6/17)

SCORELESS STREAK: 3.1 IP (6/8 to 6/17)

2023: Appeared in 4 Cactus League games for the Royals (2 starts) and went 0-1 with a 13.64 ERA (18 ER in 9.1 IP) and 7 K ... 2 of first 4 starts were quality starts, 4/7 vs. TOL and 4/19 vs. GWN ... called up 5/5 and threw 2.2 IP on 5/5, OK with 4 H & 2 ER, optioned back Omaha on 5/7.  
2022: Split the season between KC and Omaha, making 21 starts over four stints with the Royals, plus nine starts with the Chasers ... 21 MLB starts ranked 7th among Major League rookies ... opened the year in Triple-A, made six starts before his first call-up to KC on 5/12 ... across all nine outings with Omaha, struck out 45 in 39.1 innings (10.3 K/9).  
2021: Named Kansas City's Double-A Pitcher of the Year with NW Arkansas (AA) and spent much of the season with the Naturals before making his MLB debut with Kansas City on 9/17 and finishing the year with the Royals ... in 22 appearances (21 starts) with NWA, went 7-3 with a 3.33 ERA (39 ER in 105.1 IP) and 120 strikeouts (10.3 K/9).

45FB (92-94), CB, SL, CH, SNK CONSECUTIVE BATTERS RETIRED: 0  
Ranked by MLB Pipeline as the No. 22 Royals prospect ... Ranked by *Baseball America* as the No. 23 Royals prospect  
2023: Opened the season back with NW Arkansas (AA) and appeared in 21 games out of the bullpen, with a 3.38 ERA (11 ER in 29.1 IP) and 44 strikeouts to 14 walks ... did not allow a run over his final 11.0 IP (6 games) with NWA, just 4 H and 4 BB with 17 K ... promoted to Omaha on 6/13 ... made his Triple-A debut on 6/14 vs. COL and threw 2.0 scoreless innings, struck out 5 batters including his first 3 ... fastball has topped out at 100.2 mph.  
2022: Opened the season on Injured List with shin splints, assigned to NW Arkansas (AA) on May 14, where he spent the entire season ... over 30 outings (3 starts) had a 10.51 ERA (51 ER in 43.2 IP) and 55 strikeouts to 51 walks (11.08 K/BB) ... among Royals Minor League pitchers (min. 40.0 IP), his 11.34 K/9 ranked 6th-best, and 22.0% BB% was last.  
2021: Began his professional career in Quad Cities (A+) ... pitching in 36 games out of the bullpen for the River Bandits ... went 7-1 with four saves and a 3.58 ERA (25 ER in 70.1 IP) and 121 strikeouts ... named an MLB.com Organization All-Star and recognized as the Royals' Pitching Prospect of the Year by MLB Pipeline.

45FB (96-99), CB, SL

CONSECUTIVE BATTERS RETIRED: 2 (6/16)

SCORELESS STREAK: 0.2 IP (6/16)

Ranked by MLB Pipeline as the No. 14 Royals prospect ... Ranked by *Baseball America* as the No. 11 Royals prospect  
2023: Opened the season in NW Arkansas (AA) for the third straight year, made 11 starts with the Naturals and went 3-3 with a 5.32 ERA and 56 K in 47.1 IP (10.6 K/9) ... made 2 quality starts with NWA, promoted to Omaha on 6/12.  
2022: Spent most of the season with NW Arkansas (AA) before a promotion to Omaha after the Double-A season ended, making 25 of his career high 27 starts with the Naturals ... selected to the SiriusXM All-Star Futures Game, but didn't appear in the game ... led all Royals farmhands with 156 strikeouts in 124.1 innings (11.3 K/9) and ranked 20th in the Minors ... 147 Double-A strikeouts set a Nationals franchise record and led the league ... ranked 4th among all Double-A pitchers ... added to KC 40-man roster on 11/15/22.  
2021: Broke camp with NW Arkansas (AA) and made six starts for the Naturals, before missing the rest of the season with a biceps injury ... struck out 42 in 31.1 IP (14.9 K/9).

45FB (95-96), SL, CH, CB, SNK CONSECUTIVE BATTERS RETIRED: 2 (6/14)  
2023: Retired 6 straight to end his outing 4/11 @ Iowa, first 3 in next outing 4/22 vs. GWN ... first five games this year were all in relief, at least 2.0 IP each ... threw 5.0 innings in a spot start 5/3 vs. LOU, placed on the development list 5/4 and activated 6/1 ... 4 of 9 outings have been scoreless.  
2022: Spent the majority of the season with Omaha, appearing in 27 games with the Storm Chasers and also made three starts with NW Arkansas (AA) in a stint from 5/3-21 ... Made 15 starts with the Chasers, while making 12 relief appearances as well, with a season-high five straight starts between 6/19 and 7/13 ... 9 of his 11 relief appearances with Omaha were 2.0 innings or longer, including 4.0 scoreless frames on 7/22 vs. LOU.  
2021: Began the season with NW Arkansas (AA), promoted to Omaha on 6/15, where he pitched for the remainder of the season ... ranked 4th in the system with 117 K.

45FB (86-89), SL, CH

CONSECUTIVE BATTERS RETIRED: 2 (6/8)

SCORELESS STREAK: 2.1 IP (6/31 to 6/8)

2023: Traded by PHI to KC on 5/8 for OF Junior Marin and cash ... made 5 appearances (4 starts) with Lehigh Valley (AAA) and went 0-2 with a 7.31 ERA (13 ER in 16.0 IP) with 15 strikeouts and 7 walks ... threw 2 scoreless innings in his Royals organization debut on 5/12 @ SWB, struck out three and retired his last four ... struck out 5 over 2.0 innings 5/16 vs. TOL and 5 over 2.2 IP on 5/24 @ STP ... 6 of 10 OMA outings have been scoreless, 7 of 10 have been 2.0 IP +.  
2022: Limited to 13 starts for Reading (AA) and went 2-6 with a 5.05 ERA ... 5 placed on the IL on 6/22 with a right posterior elbow impingement, reinstated on 6/29, recalled by the Phillies and placed on the 60-day IL for the remainder of the season with a right elbow stress reaction.  
2021: Selected to Philadelphia's 40-man roster in November, recorded a 4.25 ERA (37 ER in 78.1 IP) with 83 K in 25 games (15 starts) between Jersey Shore (A+) and Reading (AA).

SNK (93-95), CB, CH, CUT

CONSECUTIVE BATTERS RETIRED: 4 (6/18)

SCORELESS STREAK: 10.0 IP (5/31 to 6/18)

2023: Re-signed with Kansas City as a Minor League Free Agent on March 29 ... opened the season on the Development List for Omaha, activated May 6 for his first appearance of the season and allowed 5 ER on 7 H in 3.0 IP, rebounded with 4.2 scoreless IP on 5/19 vs. TOL ... pitched out of the bullpen for the first time this season on 5/27 @ STP allowed 6 R (4 ER) on 4 H and 2 BB.  
2022: Signed with Kansas City as a minor league free agent on March 10, 2022 and appeared in 5 games (1 start) for the Royals, going 0-1 with 1 save and a 5.14 ERA (4 ER in 7.0 IP) ... began the season with Omaha and spent most of the year with the Chasers, appearing in 20 games (20 starts) with a 7-7 record and 5.20 ERA.  
2021: Played overseas for the Kia Tigers of the Korean Baseball Organization ... went 8-3 in 21 starts with a 3.60 ERA (48 ER in 120.0 IP) and 104 K (20.7% of batters faced).

45FB (91-93), CUT, CH, CB CONSECUTIVE BATTERS RETIRED: 8 (6/6 to 6/17)  
2023: Has allowed just 1 of 9 inherited runners to score ... 10 of his last 13 appearances were scoreless ... opened the year with a 9.72 ERA (9 ER in 8.1 IP) over his first 7 games, then pitched to a 1.54 ERA (2 ER in 11.2 IP) over next 9 games between 4/26 and 5/21.  
2022: Spent the entire season with Omaha and was named Kansas City's Triple-A Pitcher of the Year with the Storm Chasers, going 5-4 with a team-high-tying 8 saves, a 3.61 ERA (25 ER in 62.1 IP) with 69 strikeouts to just 17 walks (4.06 K/BB) in a team-best 54 relief appearances ... threw the longest scoreless streak in MLB, a stretch of 26.1 innings and 22 appearances from 5/19 to 7/26 in which he did not allow a run, holding opponents to a .183 average (17-for-93) with 34 strikeouts.  
2021: Began the season with NW Arkansas (AA), split the season between the Naturals and Omaha, combined for the 3rd-most appearances among KC minor leaguers (47).

SNK (90-93), SW, CUT, CH

CONSECUTIVE BATTERS RETIRED: 2

SCORELESS STREAK: 1.0 IP (6/17)

2023: Opened the season with NW Arkansas (AA) and pitched 9.2 scoreless innings with 11 strikeouts across 8 relief outings, allowed 4 H and 4 BB for a 0.83 WHIP and .129 BAA ... assigned to Omaha (AAA) on 5/3 and made his Triple-A debut 5/5 vs. LOU, struck out his first 2 batters in a 1-2-3-7th inning ... d four straight scoreless between 5/13 and 5/24 ... 6 of 12 OMA appearances this year have been scoreless ... 3.0 IP, 1 R on 56 pitches on 6/6 @ IND.  
2022: Opened the season with Quad Cities (A+) and pitched 5.2 scoreless innings with nine strikeouts, across three relief outings ... assigned to NW Arkansas (AA) on 4/21, where he ended the season ... earned decisions in 5 of his first 6 outings with the Naturals (3 W, 1 L, 1 S) ... 13 of 53 NWA outings were scoreless, allowed 1 ER or less in 20 of 33 ... made first pro start 6/2 vs. SPR ... was on the Injured List from 8/18 to 9/1, threw scoreless 8th inning in first outing back 9/3.  
MISC: Graduated from the Colorado School of Mines with a mechanical engineering degree, threw 22.2 innings, but also hit .288 with a 1.142 OPS as an outfielder.

SNK (92-94), SL, CH, 45FB

CONSECUTIVE BATTERS RETIRED: 3 (6/14 to 6/18)

SCORELESS STREAK: 2.0 IP (6/14 to 6/18)

2023: Has not allowed an earned run in 18 of his team-best 26 appearances, tied 3rd in the league in games pitched ... threw 2.0 perfect innings 5/6 vs. LOU, season-high 2.1 shutout innings 6/7 @ IND.  
2022: Split his first full season in the Twins organization between Wichita (AA) and St. Paul (AAA), earned Minnesota's MLB.com Organization All-Star honors as a relief pitcher ... posted a 1.57 ERA (11 ER in 63.0 IP) with 76 strikeouts against 29 walks (10.86 K/9 and 2.62 K/BB) across 50 games between the two levels, the best ERA in 2022 among all MLB relievers that made 50+ appearances and threw a minimum of 60.0 IP.  
2021: Began the season in the Cardinals organization, acquired by Minnesota via trade on July 30 ... split the year between Peoria (A+) ... Springfield (AA) and Wichita (AAA), combining to pitch in 39 games with a 3-1 record and 3.91 ERA (23 ER in 53.0 IP), striking out 69 with 35 walks ... originally drafted by St. Louis in the 16th Round in 2018.

SNK (90-92), SL, 45FB, CH

CONSECUTIVE BATTERS RETIRED: 2 (6/13 to 6/15)

SCORELESS STREAK: 0.1 IP (6/15)

2023: 11 of 24 appearances have been scoreless, including 5 straight between May 10 and 19 ... has allowed more than 1 run just four times this year.  
2022: Made the Opening Day Roster and his MLB debut with Kansas City ... in his first season in the big leagues, started and ended the season with Kansas City ... pitched in 42 games across five stints with the Royals, going 4-2 with a 6.55 ERA (25 ER in 34.1 IP) ... began his career with 5 scoreless innings over 6 games, and pitched in 27 of KC's first 56 games during his first stint from Opening Day through 6/9 ... also appeared in 20 games with Omaha (AAA) with a 5.40 ERA (13 ER in 21.2 IP) and 12 scoreless outings.  
2021: Split the season between NW Arkansas (AA) and Omaha, making a career-high 48 appearances with a career-high 64 strikeouts and 26 walks ... joined the Storm Chasers a week into the season, returned to NWA on June 6, transferred back to Triple-A on August 24 ... posted a 3.15 ERA in 25 Double-A outings before returning to Omaha.

SNK (93-96), SL

CONSECUTIVE BATTERS RETIRED: 3 (6/18)

SCORELESS STREAK: 2.0 IP (6/13 to 6/18)

Ranked by *Baseball America* as the No. 9 Royals prospect  
2023: Was the Opening Day starter for NW Arkansas (AA) and made 8 starts for the Naturals, going 5-1 with a 2.13 ERA (10 ER in 42. IP) with 5 BB and 48 K (9.6 K/BB, 10.2 K/9) ... 4 of his first 7 starts were scoreless, promoted to Omaha on 5/21 ... allowed 5 ER on 5 H in 2.0 IP in Triple-A debut, 5/24 @ STP.  
2022: Spent the entire season with NW Arkansas (AA) and went 6-9 over 26 outings (17 starts) with a 5.72 ERA (78 ER in 122.2 IP) and 129 strikeouts, with a team best eight quality starts ... led the Naturals with 12 games pitched ... 12.2 K/9 ranked 12th among Royals farmhands in strikeouts, behind only Alec Marsh (156) and Adrian Alcantara (130), tied 3rd in the organization in games started and 4th in innings pitched.  
2021: Named Quad Cities (A+) Pitcher of the Year ... across 22 starts, went 6-4 with a 3.75 ERA (39 ER in 93.2 IP), while striking out an organization-best 127 and walking just 37 ... named the High-A Central Pitcher of the Year and All-Star left-handed starting pitcher.

45FB (91-94), CH, CL

CONSECUTIVE BATTERS RETIRED: 2 (6/16)

SCORELESS STREAK: 10.1 IP (6/10 to 6/16)

## CAREER HIGHS

IP	9.0	7/15/19 vs. Carolina
K	12	7/11/22 vs. ACL Dodgers
BB	4	(3x) Last: 6/3/23 vs. Frisco
H	12	7/21/18 @ Missoula
ER	7	(2x) Last: 8/21/18 @ Missoula
NP	98	(3x) Last: 8/1/19 vs. Fayetteville
IP	7.0	(3x) Last: 5/20/22 vs. Syracuse
K	9	5/30/18 vs. Lake County
BB	4	(6x) Last: 9/25/22 vs. SEATTLE
H	10	(2x) Last: 8/7/21 vs. Hartford
ER	8	(2x) Last: 6/12/18 @ Fort Wayne
NP	100	6/3/23 vs. Memphis
IP	7.2	(2x) Last: 5/14/22 vs. Wisconsin
K	6	5/3/22 @ Cedar Rapids
BB	4	4/8/22 @ South Bend
H	4	(2x) Last: 7/16/22 @ Corpus Christi
ER	6	6/17/22 vs. Arkansas
NP	48	4/8/22 @ South Bend
IP	3.0	8/31/19 vs. Lansing
K	4	(4x) Last: 9/12/21 @ St. Paul
BB	4	4/10/23 @ TEXAS
H	5	7/4/21 @ Springfield
ER	6	4/10/23 @ TEXAS
NP	38	8/22/18 @ Great Lakes
IP	3.0	(4x) Last: 5/16/21 vs. Cedar Rapids
K	6	5/16/21 vs. Cedar Rapids
BB	4	(2x) Last: 4/8/22 @ Springfield
H	5	8/24/22 vs. Springfield
ER	4	8/24/22 vs. Springfield
NP	50	8/24/22 vs. Springfield
IP	7.0	(4x) Last: 4/19/23 vs. Gwinnett
K	12	6/25/19 vs. Columbia
BB	6	(2x) Last: 5/25/22 @ ARIZONA
H	11	5/21/23 vs. Toledo
ER	11	4/13/23 @ Iowa
NP	108	9/3/22 @ DETROIT
IP	3.0	(5x) Last: 8/12/21 vs. Beloit
K	6	(5x) Last: 8/12/21 vs. Beloit
BB	5	(2x) Last: 6/22/22 vs. Corpus Christi
H	6	8/24/22 vs. Springfield
ER	7	8/24/22 vs. Springfield
NP	56	7/1/21 vs. Cedar Rapids
IP	6.1	5/31/22 vs. Corpus Christi
K	11	5/14/21 vs. Tulsa
BB	6	7/10/22 vs. Tulsa
H	10	(3x) Last: 4/28/23 @ San Antonio
ER	8	6/11/22 @ Tulsa
NP	104	9/10/22 @ Wichita
IP	7.1	7/7/22 vs. Toledo
K	12	(2x) Last: 8/1/18 @ Pulaski
BB	6	5/10/22 vs. Wichita
H	10	7/13/21 @ Indianapolis
ER	8	(3x) Last: 9/11/22 vs. Indianapolis
NP	104	7/30/19 vs. Fayetteville
IP	7.0	8/28/19 vs. Lakeland
K	10	8/13/21 vs. Akron
BB	6	6/9/21 vs. Hartford
H	8	(2x) Last: 4/27/22 @ New Hampshire
ER	6	(2x) Last: 4/27/22 @ New Hampshire
NP	98	6/15/22 vs. Portland
IP	9.0	(2x) Last: 5/26/18 vs. ARIZONA
K	9	(4x) Last: 5/12/22 vs. St. Paul
BB	5	(4x) Last: 6/9/22 vs. Lehigh Valley
H	12	6/13/15 @ Lake Elsinore
ER	8	(3x) Last: 9/20/22 vs. Iowa
NP	118	9/15/17 @ PHILADELPHIA
IP	5.0	6/23/19 vs. Greenville
K	6	7/16/19 @ Rome
BB	3	(2x) Last: 6/13/21 @ Frisco
H	5	(5x) Last: 4/8/23 vs. Toledo
ER	8	9/11/21 @ St. Paul
NP	60	6/23/19 vs. Greenville
IP	3.2	





RELIEVERS		ENTRANCE SITUATION			INNING ENTERING THE GAME										INHERITED RUNNERS			1-2-3 INNINGS		
PITCHER		LEAD	TRAIL	TIED	1	2	3	4	5	6	7	8	9	10+	BR INHER.	BR SCORE	% SCORE	TOTAL	POSSIBLE	% 1-2-3
57 Coleman, Dylan		10	6	-	-	-	-	-	-	2	2	11	1	-	5	3	60.0%	5	15	33.3%
55 Dipoto, Jonah		5	5	2	-	-	1	1	1	4	1	2	1	1	12	7	58.3%	3	12	25.0%
34 Heasley, Jonathan		1	-	-	-	-	1	-	-	-	-	-	-	-	-	-	-	1	4	25.0%
62 Klein, Will		2	-	-	-	-	-	-	-	-	-	1	1	-	-	-	-	1	3	33.3%
46 Martinez, Marcelo		4	4	-	-	-	2	1	-	-	2	1	2	-	4	4	100.0%	5	13	38.5%
48 McArthur, James		5	4	1	-	-	-	-	1	3	2	3	1	-	4	1	25.0%	3	14	21.4%
36 Mengden, Daniel		1	2	-	-	-	-	-	1	1	-	1	-	-	11	0	0.0%	1	2	50.0%
41 Núñez, Andrés		7	9	4	-	-	-	2	4	6	5	2	-	1	1	1	9.1%	4	18	22.2%
40 Pennington, Walter		8	4	1	-	-	-	3	-	6	3	-	1	-	10	2	20.0%	7	15	46.7%
47 Sisk, Evan		10	13	4	-	-	-	-	1	7	8	7	3	1	14	6	42.9%	4	21	19.0%
43 Snider, Collin		15	9	1	-	-	-	-	-	5	6	11	3	-	7	5	71.4%	4	18	22.2%
Cox, Austin		-	1	1	-	-	2	-	-	-	-	-	-	-	5	3	60.0%	0	4	0.0%
Quas, Jose		1	-	-	-	-	-	-	-	-	-	-	1	-	-	-	-	0	1	0.0%
Dye, Josh		-	2	1	-	-	1	-	-	-	1	-	1	-	1	1	100.0%	1	3	33.3%
Kowar, Jackson		6	9	-	-	-	-	-	4	4	3	4	-	-	11	6	54.5%	0	17	0.0%
Kriske, Brooks		15	9	1	-	-	-	-	2	3	6	4	10	-	14	3	21.4%	6	23	26.1%
Parrish, Drew		1	-	-	-	-	1	-	-	-	-	-	-	-	-	-	-	2	3	66.7%
Staumont, Josh		2	2	-	-	-	-	-	-	-	-	-	4	-	-	-	-	1	4	25.0%
Taylor, Josh		3	2	-	-	-	-	-	-	1	2	1	1	-	2	2	100.0%	1	5	20.0%
Weiss, Ryan		4	8	-	-	-	-	-	-	4	4	4	-	-	-	-	-	1	11	9.1%
Wittgren, Nick		13	3	1	-	-	-	-	1	2	1	5	8	-	9	3	33.3%	8	19	42.1%
		113	92	17			0	0	7	9	17	43	47	55	41	3		58	225	25.8%

## STORM CHASERS BULLPEN USAGE (PITCH COUNT, LAST TWO WEEKS)

DAY OF WEEK	TUE	WED	THU	FRI	SAT	SUN	MON 6/19	TUE	WED	THU	FRI	SAT	SUN	LAST OMAHA RELIEF APPEARANCE									
DATE	6/13	6/14	6/15	6/16	6/17	6/18		6/20	6/21	6/22	6/23	6/24	6/25	GAME	IP	H	R	ER	BB	SO	HR	BF	
57 Coleman, Dylan	16			16		14								SUN 6/18 vs. Columbus	1.0	0	0	0	0	1	0	3	
55 Dipoto, Jonah					8									SAT 6/17 vs. Columbus	0.2	1	0	0	0	0	0	3	
34 Heasley, Jonathan	93 (START)					78								SUN 6/18 vs. Columbus	4.1	3	4	4	5	5	0	20	
62 Klein, Will		32		16										FRI 6/16 vs. Columbus	1.0	2	1	1	0	2	0	5	
46 Martinez, Marcelo (L)					22									SAT 6/17 vs. Columbus	1.0	3	1	1	0	2	0	6	
48 McArthur, James			30			29 (START)								THU 6/15 vs. Columbus	1.2	1	0	0	1	3	0	8	
36 Mengden, Daniel					9									SAT 6/17 vs. Columbus	1.0	0	0	0	0	2	0	3	
41 Núñez, Andrés					16									SAT 6/17 vs. Columbus	1.0	1	0	0	0	1	0	4	
40 Pennington, Walter (L)		27				6								SUN 6/18 vs. Columbus	0.2	0	0	0	0	0	0	2	
47 Sisk, Evan (L)	12		6											THU 6/15 vs. Columbus	0.1	0	0	0	0	0	0	1	
43 Snider, Collin	27			6		13								SUN 6/18 vs. Columbus	1.0	1	0	0	0	1	0	4	

## OMAHA STARTING PITCHER SPLITS

PITCHER	GS	W-L	TEAM W-L	R SUPPORT	SUPPORT/GS
34 Heasley, Jonathan	13	1-5	7-6	36	2.77
53 Parrish, Drew	12	3-2	12-5	59	4.92
50 Castillo, Max	9	2-6	2-7	19	2.11
Cox, Austin	8	2-1	4-4	22	2.75
Mayers, Mike	8	2-1	3-5	15	1.88
56 Veneziano, Anthony	5	3-0	3-2	21	4.20
Lynch, Daniel	4	2-0	3-1	15	3.75
36 Mengden, Daniel	3	0-0	3-0	7	2.33
44 Marsh, Alec	1	1-0	1-0	3	3.00
48 McArthur, James	1	0-0	1-1	2	2.00
46 Martinez, Marcelo	1	0-1	0-1	1	1.00
Kowar, Jackson	1	0-1	0-1	1	1.00
TOTALS	66			201	3.05

## 1ST PITCH STRIKES

FPS	TBF	% FPS
174	296	58.8%
128	247	51.8%
123	204	60.3%
82	149	55.0%
99	160	61.9%
56	105	53.3%
43	75	57.3%
19	49	38.8%
14	23	60.9%
6	8	75.0%
13	22	59.1%
9	14	64.3%
766	1,352	56.7%

## 1-2-3 INNINGS

TOTAL	POSSIBLE	% 1-2-3
18	62	29.0%
12	49	24.5%
16	45	35.6%
13	37	35.1%
9	34	26.5%
7	24	29.2%
6	17	35.3%
2	7	28.6%
0	5	0.0%
1	2	50.0%
2	5	40.0%
0	2	0.0%
86	289	29.8%

## OMAHA STARTERS VS. RELIEVERS

STARTERS		RELIEVERS
16-17	W-L	18-15
5.51	ERA	5.22
302.0	INNINGS	284.1
328 (58)	HITS (HR)	291 (32)
194 (185)	R (ER)	194 (165)
137	BB	175
250	K	330
1.54	WHIP	1.64
.279	AVG	.264

## OMAHA STARTING PITCHER/CATCHER MATCHUPS

	LOGAN PORTER							JAKSON REETZ							FREDDY FERMIN							JOSÉ BRICEÑO							TOTALS						
PITCHER	GS	W-L	ERA	IP	ER	BB	SO	GS	W-L	ERA	IP	ER	BB	SO	GS	W-L	ERA	IP	ER	BB	SO	GS	W-L	ERA	IP	ER	BB	SO	GS	W-L	ERA	IP	ER	BB	SO
34. Heasley, Jonathan	6	0-4	7.84	31.0	27	10	33	3	0-0	4.12	15.1	7	7	11	4	1-1	10.20	17.2	21	9	16	-	-	-	-	-	-	-	13	1-5	7.73	64.0	55	26	60
53. Parrish, Drew	7	2-2	7.59	32.0	27	19	20	3	1-0	1.46	12.1	2	12	10	2	0-0	3.86	7.0	3	3	11	-	-	-	-	-	-	-	12	3-2	5.61	51.1	32	34	41
50. Castillo, Max	3	1-2	4.02	15.2	7	2	2	4	1-2	3.97	22.2	10	5	21	2	0-2	7.71	9.1	8	5	4	-	-	-	-	-	-	-	9	2-6	4.72	47.2	25	12	27
Cox, Austin	6	1-1	3.81	26.0	11	12	23	2	1-0	0.82	11.0	1	6	9	-	-	-	-	-	-	-	-	-	-	-	-	-	8	2-1	2.92	37.0	12	18	32	
Mayers, Mike	-	-	-	-	-	-	-	5	2-0	4.91	22.0	12	11	20	3	0-1	10.50	12	14	6	9	-	-	-	-	-	-	8	2-1	6.88	34.0	26	17	29	
56. Veneziano, Anthony	2	1-0	4.09	11.0	5	4	12	2	1-0	8.59	7.1	7	6	6	-	-	-	-	-	-	-	1	1-0	0.00	6.1	0	3	2	5	3-0	4.38	24.2	12	13	20
Lynch, Daniel	1	1-0	0.00	6.0	0	0	5	3	1-0	5.25	12.0	7	3	13	-	-	-	-	-	-	-	4	2-0	3.50	18.0	7	3	18	4	2-0	3.50	18.0	7	3	18
36. Mengden, Daniel	2	0-0	5.87	7.2	5	4	5	1	0-0	3.00	3.0	1	1	4	-	-	-	-	-	-	-	-	-	-	-	-	-	3	0-0	5.06	10.2	6	5	9	
44. Marsh, Alec	1	1-0	1.80	5.0	1	4	6	-	-	-	-	-	-	-	-	-	-	-	-	-	-	1	1-0	1.80	5.0	1	4	6	1	1-0	1.80	5.0	1	4	6
48. McArthur, James	-	-	-	-	-	-	-	-	-	-	-	-	-	-	-	-	-	-	-	-	-	1	0-0	0.00	2.0	0	0	2	1	0-0	0.00	2.0	0	0	2
46. Martinez, Marcelo	1	0-1	9.00	5.0	5	1	3	-	-	-	-	-	-	-	-	-	-	-	-	-	-	1	0-1	9.00	5.0	5	1	3	1	0-1	9.00	5.0	5	1	3
Kowar, Jackson	-	-	-	-	-	-	-	-	-	-	-	-	-	-	-	-	-	-	-	-	-	-	-	-	-	-	-	1	0-1	13.50	2.2	4	4	3	
Relievers	-	8-6	5.33	121.2	89	75	143	-	4-8	5.29	98.2	58	64	119	-	5-7	4.97	54.1	30	31	57	-	1-0	4.66	9.2	5	5	11	-	18-15	5.22	284.1	165	175	330
TOTALS	29	15-16	5.52	261.0	160	131	252	23	11-10	4.62	204.1	105	115	213	12	6-6	6.99	103.0	80	58	100	2	2-0	2.50	18.0	5	8	15	66	34-32	5.37	586.1	350	312	580

## OMAHA CATCHER PITCHING STATS

	CATCHERS	W	L	ERA	GS	SV	IP	H	R	ER	HR	HB	BB	IBB	SO	WHIP	AVG	WP	GDP	TBF	SB	CS	ATT	%CS	PB
14	Logan Porter	15	16	5.52	29	4	261.0	285	181	160	49	16	131	2	252	1.59	.280	10	35	1,174	36	9	45	20.00%	3
	Jakson Reetz	11	10	4.62	23	8	204.1	203	117	105	24	13	115	0	213	1.56	.258	16	15	925	24	5	29	17.24%	0
4	Freddy Fermin	6	6	6.99	12	2	103.0	119	85	80	17	8	58	1	100	1.72	.288	9	8	488	7	3	10	30.00%	2
60	José Briceño	2	0	2.50	2	1	18.0	12	5	5	0	0	8	0	15	1.11	.194	2	3	71	1	1	2	50.00%	0





## PLAYER

3 TUCKER  
BRADLEY

**OUTFIELDER** • L/L • 6'0" • 195 • 5/6/1998 (24)  
Signed 6/23/2020 as an *Undrafted Free Agent* (Georgia)  
Born/Resides: Chickamauga, Georgia

60 JOSÉ  
BRICEÑO

**CATCHER** • R/R • 6'3" • 230 • 9/19/1993 (30)  
Signed 1/18/2023 as a *Minor League Free Agent*  
Born: Caracas, Venezuela • Resides: Mesa, Arizona

17 ANGELO  
CASTELLANO

**INFIELDER** • R/R • 6'0" • 165 • 1/13/1995 (28)  
Signed 7/16/2011 as an *International Free Agent*  
Born/Resides: San Diego, Venezuela

6 CLAY  
DUNGAN

**INFIELDER** • L/R • 6'1" • 195 • 6/2/1996 (27)  
2019 *MLB Draft* – Round 9 (Indiana State)  
Born: Roster, Indiana • Resides: Alexandria, Indiana

24 NATE  
EATON

**INFIELD/OUTFIELD** • R/R • 5'11" • 200 • 12/22/1996 (26)  
2018 *MLB Draft* – Round 3 (VMI)  
Born/Resides: Chester, Virginia

28 TYLER  
GENTRY

**OUTFIELDER** • R/R • 6'2" • 215 • 2/1/1999 (24)  
2020 *MLB Draft* – Round 3 (UNLV)  
Born: Memphis, Tenn. • Resides: Arlington, Tenn.

11 ADEINY  
HECHAVARRIA

**INFIELDER** • R/R • 6'0" • 195 • 4/15/1989 (26)  
Signed 6/16/2023 as a *Minor League Free Agent*  
Born: Santiago De Cuba, Cuba • Resides: Weston, Florida

18 BREWER  
HICKLEN

**OUTFIELDER** • R/R • 6'2" • 220 • 2/9/1996 (27)  
2017 *MLB Draft* – Round 7 (Alabama at Birmingham)  
Born/Resides: Huntsville, Alabama

8 KYLE (MLB REHAB)  
ISBEL

**OUTFIELDER** • L/R • 5'11" • 200 • 3/3/1997 (26)  
2018 *MLB Draft* – Round 3 (UNLV)  
Born: Fontana, California • Resides: Surprise, Arizona

22 JERMAINE  
PALACIOS

**INFIELDER** • R/R • 6'0" • 200 • 7/19/1996 (26)  
Signed 6/12/2023 as a *Minor League Free Agent*  
Born/Resides: Barquisimeto, Venezuela

14 LOGAN  
PORTER

**CATCHER/INFIELD** • R/R • 6'0" • 200 • 7/12/1995 (27)  
Signed 6/21/2018 as an *Undrafted Free Agent* (Dixie State)  
Born: Phoenix, Arizona • Resides: Surprise, Arizona

7 JOHN  
RAVE

**OUTFIELDER** • L/L • 6'0" • 200 • 12/30/1997 (25)  
2019 *MLB Draft* – Round 5 (Illinois State)  
Born: Canton, Illinois • Resides: Bloomington, Illinois

## QUICK NOTES

Ranked by MLB Pipeline as the No. 26 Royals prospect

- 2023: Has 4 multi-hit games in his last 12 games and hits in 10 of his last 12, after collecting just 5 multi-hit games in his first 26, with hits in just 10 of his first 26 ... hit first Triple-A HR in 6th inning on 4/12 @ IOW, 2-run HR ... hit pinch-hit 2-run double in win on 4/14 and had 3 RBI off the bench in comeback win ... 3-for-3, 2 RBI on his birthday, 5/6 vs. LOU.
- 2022: Spent the entire season with NW Arkansas (AA) and reached base in 90 of 109 games (82.57%), reached base multiple times in team-best 56 games ... 1st on team with 33 multi-hit games ... hit two grand slams, on 4/23 @ FRI & 5/12 vs. WCH ... reached base at least twice in seven straight games from 7/26 to 8/2.
- 2021: Began his professional career splitting the year between Columbia (A) and Quad Cities (A+), .380 OBP ranked fourth among qualified Royals Minor Leaguers.

**HIT STREAK:** 2 Games (6/14 to 6/17), .429 (3-for-7), 1 2B

**ON-BASE BASE STREAK:** 2 Games (6/14 to 6/17), .429 (3-for-7)

- 2023: Opened the season in NW Arkansas (AA) and appeared in 15 games for the Naturals (11 starts at catcher) and hit .246 (16-for-65) with 3 2B and 7 RBI ... on the injured list from 4/30 to 5/16 and again from 5/24 to 6/9 ... assigned to Omaha on 6/16.
- 2022: Began the season with the Lexington Legends in the independent Atlantic League and appeared in 26 games before signing with Kansas City on May 23 and reporting to Omaha (AAA), where he finished the season, slashing .252/.298/.405 (33-for-133) over 37 games the Storm Chasers (34 starts at catcher).
- 2016 to 2020: Played 5 seasons in the Angels system, beginning in High-A in 2016 before making his MLB debut in 2018 ... played 46 Major League games with the Angels in 2018 and hit .239 (28-for-117), made his debut on May 26 at Yankee Stadium, went 2-for-4 with 1 homer and 2 RBI ... played 2 games with the Angels in 2020.
- 2010 to 2015: Played 5 seasons in the Rockies system and reached Low-A ... traded to Atlanta in Jan. 2015 and spent the year in High-A, traded to the Angels in Nov. 2015.

**HIT STREAK:**

**ON-BASE BASE STREAK:**

- 2023: Has hits in 30 of 48 games ... reached base in his first 9 games of the season ... started 36 of Omaha's last 61 games at shortstop, after playing SS once in his first 7 games and Omaha's first 13 games ... this season in his 13th in the Royals organization, all in the Minors, with 852 games played (188 in Triple-A).
- 2022: In his 11th year as a member of the Royals' organization, began the year with Omaha, but assigned to NW Arkansas (AA) on 8/9 and finished the season with the Naturals ... over 59 games with the Storm Chasers, slashed .218/.318/.316 (38-for-174) while playing six different positions (1B, 2B, 3B, SS, LF & RF) ... made at least 10 starts at each SS (150.2 innings), 3B (121.0 innings) and 1B (115.0 innings) ... snapped 0-for-27 stretch with Naturals on 8/21 vs. San Antonio ... 15-for-67 over last 20 games after hitless streak ended ... played 800th MLB game (all in Royals system) on 9/15 vs. Frisco, entered as defensive replacement.
- 2011-2023: Has played 803 games in the Royals' minor league system, slashing .232/.311/.312 (606-for-2610), with 29 HR and 271 RBI ... 2013 Dominican Royals Player of the Year ... 143 games with Omaha between 2021 and 2023, hitting .226 over 80 games in 2021 after an early-season promotion from Double-A.

**HIT STREAK:**

**ON-BASE BASE STREAK:** 3 Games (6/16 to 6/18), .286 (21-for-7), 5 BB

- 2023: Opened the season on the injured list with a right hamate fracture he suffered in Spring Training, activated from the injured list 5/4 and made his season debut 5/5 ... first hit of the season was a HR in the 3rd inning on 5/9 @ SWB ... has made 8 starts at 2B, 9 at SS, 3 at 3B this year.
- 2022: Spent the entire season with Omaha and tied for 1st on the team in triples (4), while ranking 2nd in games played (127), plate appearances (515) and runs (64), 3rd in doubles (22), total bases (151), stolen bases (17) and walks (47), 4th in hits (94) and 5th in RBI (52) ... made starts at a career-high six positions for the Chasers, including 2B, (62, 6), 3B (40, 6), SS (6, 6) and his first professional appearances in the outfield: in LF (13, 6), CF (1, 6) and RF (2, 6).
- 2021: Spent the entire season with NW Arkansas (AA), playing in 108 of the team's 119 regular season games, including 104 starts as the leadoff hitter ... led the Naturals in games played, at-bats (444), runs scored (74) and hits (128) ... led off the game with a hit 32 times, including 10 of his last 19 regular season games.

**HIT STREAK:** 2 Games (6/16 to 6/17), .600 (43-for-5)

**ON-BASE BASE STREAK:** 11 Games (5/28 to 6/17), .324 (11-for-34), 9 BB

- 2023: Made his first Opening Day roster with Royals, but has hit .058 (3-for-52) in 27 games over 3 stints with KC ... optioned to Omaha 4/24 ... recalled 5/5, optioned 5/24, recalled 6/9, optioned 6/16 ... threw a scoreless inning 4/10 @ TEX, 2 hits and 1 strikeout, fastball sat 91-95 ... after opening 0-for-25 with KC, hits in first 2 AB's with OMA, HR in first AB back 6/17 vs. COL ... has hits in 14 of 19 games with Omaha, 7 multi-hit games.
- 2022: Split time in the Minor Leagues between NW Arkansas (AA) and Omaha (AAA) but also appeared in 44 games with Kansas City over three separate stints with the Royals: 7/14-17, 8/4-22 and 9/1 through the end of the regular season ... opened the year in Double-A and made his MLB debut July 14 ... led the majors with a 98.1 mph arm strength ... for the 2nd straight year, saw time at five positions in the Minors (SS, 3B, LF, CF and RF), played in the OF for 27 of his first 29 games, then played 3B for 12 of his last 15 games.
- 2021: Began the season with Quad Cities (A+) and played 70 games for the River Bandits, led the team in stolen bases (23) and played in the Arizona Fall League.

**HIT STREAK:**

**ON-BASE BASE STREAK:**

Ranked by MLB Pipeline as the No. 6 Royals prospect ... Ranked by *Baseball America* as the No. 7 Royals prospect

- 2023: Has reached base in 47 of 56 games this season ... 13 RBI last week led the International League ... 1st on team with 41 RBI, 2nd with 15 doubles, 33 walks, 91 total bases and 22 XBH, 3rd with 56 hits ... 55 starts in RF are the most of any Storm Chaser at a single defensive position ... hit .281 (27-for-97) with a .769 OPS in 24 May games after hitting .198 (17-for-86) with a .667 OPS in April.
- 2022: Named Kansas City's George Brett Award winner (top position player in the organization and NW Arkansas (AAA) ... began season in Quad Cities (A+), assigned to NW Arkansas (6/14 ... ranked 8th in MLB in batting average (.326) ... Royals org leader in AVG (.326), SLG (.542) and OPS (.964), 2nd in OBP (.422) ... drove in at least one run in 36 of 73 games since joining the Naturals, reached base in 64 of 73 games (87.67%) ... reached in 28 straight games, 7/30 to 9/3, with .485 OBP.
- 2021: Spent his first pro season in Quad Cities (A+), played everyday for the first two months of the season ... placed on the 7-day injured list on 7/14 and then the 60-day IL 8/2.

**HIT STREAK:**

**ON-BASE BASE STREAK:** 9 Games (6/7 to 6/18), .235 (8-for-34), 6 BB, 1 HBP

- 2023: Signed with Atlanta on 1/30, went 1-for-11 in Spring Training and was released 3/22 ... on 4/11, signed with the Long Island Ducks in the independent Atlantic League, appeared in 38 games and hit .297 (43-for-145) with 7 HR and 34 RBI, signed with Kansas City on June 16 and assigned to Omaha.
- 2021-2022: Signed with the Chiba Lotte Marines of Nippon Professional Baseball in December 2020 and played 155 NPB games over the 2021 and 2022 seasons, with a .213 average (96-for-450) ... hit 24 doubles and 6 homers with 44 RBI over his two seasons (79 games in 2021, 76 in 2022) ... also played 32 games in the Eastern League (minor league).
- MLB EXPERIENCE: Between 2012 and 2020, has appeared in 922 Major League games over parts of 9 seasons Toronto (2012), Miami (2013-17), Tampa Bay (2017-18), Pittsburgh (2018), New York, AL (2018), New York, NL (2019) and Atlanta (2019-20) ... is a career .253 hitter with a .641 OPS ... has started 757 games at SS (677.0 innings).

**HIT STREAK:**

**ON-BASE BASE STREAK:**

- 2023: Began the season on the 7-Day Injured list (right elbow strain) ... activated 4/25 and came off the bench to play CF @ NAS, made first start 4/26 ... first 2 hits of the year were both doubles, 4/30 @ NAS ... hit first HR of the year as go-ahead homer in 9th inning on 5/14, hit Omaha's longest HR of the year (443 feet) on 5/18 vs. TOL ... has played in 36 of Omaha's 45 games since he activated, with team-leading 18 starts at DH.
- 2022: Played in 130 games for Omaha (AAA) and was named the Royals Triple-A Player of the Year but also appeared in six games with Kansas City over two separate stints with the Royals: May 26-30 and July 14-17 ... contract was selected by KC May 26 and made his major league debut that night in Minnesota, starting in CF ... reached base in 34 straight games between 7/26 and 9/2 ... set career highs in 2B (30), HR (28), RBI (85) and R (85) ... finished just two homers shy of a 30/30/30 season (HR/SB/2B).
- 2021: Spent the entire year with NW Arkansas (AA), led all Double-A hitters with 40 steals, tied 13th in all of the Minors ... homered twice in the AA-Central Championship Series.

**HIT STREAK:** 5 Games (6/13 to 6/18), .421 (8-for-19), 2 2B, 1 HR

**ON-BASE BASE STREAK:** 8 Games (6/8 to 6/18), .387 (12-for-31), 4 BB

- 2023: Opened the season on Kansas City's Opening Day roster for the 3rd straight year, played in 26 games (25 starts in CF), hit .206 (19-for-91) with a .602 OPS ... placed on the 10-day injured list on May 5 with a left hamstring strain, sent to Omaha on rehab assignment June 13, opened 0-for-5, but 2-for-4 Friday.
- 2022: Made the Royals' Opening Day roster and spent most of the season with the Royals, playing in 106 games (72 starts) ... He tied for 9th in the American League with 4 triples, which tied for 3rd most among American League rookies ... ranked 5th among outfielders with 12 Outs Above Average, according to *Baseball Savant* (measures the outs a player has saved over his peers) ... played 5 games with Omaha while on rehab assignment, April 21-24 and went 5-for-20, (250) with 3 XBH and 4 RBI.
- 2021: Made his first Opening Day roster and recorded 3 hits in his Majors debut on Opening Day, April 1 vs. Texas, just the fourth player in club history with a .301 game in his debut ... appeared in 28 games with the Royals, spent most of the season with Omaha, playing 105 games for the Chasers with a .265 average (106-for-394) and .801 OPS.

**HIT STREAK:** 2 Games (6/16 to 6/18), .500 (4-for-8), 2 2B, 1 HR

**ON-BASE BASE STREAK:** 3 Games (6/15 to 6/18), .364 (4-for-11), 1 BB

- 2023: Signed with Detroit as a Minor League free agent on 12/14/2022 and appeared in 36 games with Toledo (AAA), hitting .176 (22-for-125) with 6 HR and 21 RBI, hitting 3 HR with 6 RBI in 6 games @ Werner Park ... released on 6/8, signed by Kansas City on 6/12 and assigned to Omaha.
- 2022: In his 8th season in the Twins organization, saw his first Major League action in 2022, playing in 30 games with Minnesota and 102 with St. Paul (AAA) ... made his Major League debut in game one of the doubleheader on May 31 at Detroit, going 0-for-3 with a walk and run scored, also pitched twice, totaling 0.2 scoreless innings ... named a Twins Organization All-Star by MLB.com for the 4th time in his career, hitting .283 (111-for-392) with a .803 OPS in Triple-A with the Saints.
- 2021: Played 110 games with Wichita (AA), 7th in the Texas League in R (.69) & HR (19), tied 7th with 106 H, tied 8th with 180 TB ... named a Twins Organization All-Star.

**HIT STREAK:**

**ON-BASE BASE STREAK:**

- 2023: 6 HR in 17 games in April, but 1 in 23 games in May ... has reached base in 45 of 53 games played with hits in 38 of 53 games ... had 14 walks in his last 12 games after drawing 15 walks in his first 41 games ... hit the 3rd two-HR game of career on 4/5 vs. Toledo.
- 2022: Began the season in NW Arkansas (AA) and reached in 66 of 77 games, reached multiple times in 49 games ... assigned to Omaha (AAA) on 8/9 and finished season with Storm Chasers, appeared in 35 games (33 at 1B) and hit .301 (34-for-113) with 3 HR and 17 RBI ... combining numbers between Naturals and Chasers, ranked 3RD in MLB in ON-BASE PERCENTAGE (.442) ... combining his AA & AAA numbers, was the Royals system leader in OBP (.442), 2nd in OPS (.918), 3rd in batting average (.301)
- 2021: Spent the season with Quad Cities (A+) and slashed .241/.368/.451 (62-for-257) in 77 games ... named a High-A Central post-season All-Star at catcher.
- MISC: Grew up down the street from Surprise Stadium, was a dabble for the AZL Royals the summer of 2011 while in high school, also caught blunders for the team.

**HIT STREAK:**

**ON-BASE BASE STREAK:** 19 Games (5/24 to 6/18), .288 (19-for-66), 15 BB, 2 HBP

- 2023: Opened the season with NW Arkansas (AA) and played 54 games for the Naturals, hitting .275 (55-for-200) with 5 HR, 24 RBI & team-leading 34 BB ... made 40 starts in CF, 2 in LF and 9 in RF ... hit 3 HR on 4/18 vs. Amarillo with 6 RBI and 2 BB ... transferred to Omaha on 6/13 and had go-ahead 2-run double in 7th inning 6/13 vs. COL, with 10 H, 6 XBH and 8 RBI over his first 6 games.
- 2022: Spent most of the season with NW Arkansas (AA), played 111 games with the Naturals, also appeared in 11 games with Omaha across two stints (5/25-6/4 & 7/2-7/19) ... slashed .195/.233/.390 (8-for-41) over 11 games for the Chasers, including 2 HR, 4 RBI game on 7/17 @ Rochester ... played 18 games for Surprise in the Arizona Fall League.
- 2021: Spent the season with Quad Cities (A+) and appeared in 77 games for the High-A Central champion River Bandits ... named an MLB.com organization All-Star in the outfield for Kansas City and slashed .252/.352/.453 (70-for-278) ... hit 14 homers and stole 13 bases, making him one of five 13-13 players in the system in 2021.

**HIT STREAK:** 6 Games (6/13 to 6/18), .455 (10-for-22), 4 2B, 1 3B, 1 HR

**ON-BASE BASE STREAK:** 6 Games (6/13 to 6/18), .455 (10-for-22), 2 BB

## CAREER HIGHS

H	3	(18x) Last: 5/6/23 vs. Louisville
R	3	(6x) Last: 4/8/23 vs. Toledo
HR	2	8/10/21 vs. Beloit
RBI	5	6/24/21 @ Beloit
BB	3	(3x) Last: 9/3/22 @ Tulsa
SB	3	7/9/22 vs. Tulsa
H	4	(7x) Last: 4/4/19 @ Albuquerque
R	4	(2x) Last: 7/1/13 vs. Orem
HR	3	6/28/13 vs. Orem
HR	3	6/28/13 vs. Orem
RBI	3	7/18/11 @ DSL Padres
SB	3	6/21/10 vs. DSL Diamondbacks
H	4	(5x) Last: 8/18/17 vs. Asheville
R	4	6/26/16 @ Grand Junction
HR	2	7/19/19 @ Amarillo
RBI	5	7/17/22 @ Rochester
BB	3	(6x) Last: 6/17/23 vs. Columbus
SB	2	(2x) Last: 6/6/23 @ Indianapolis
H	6	6/23/19 vs. Billings
R	4	9/3/19 vs. Missoula
HR	2	6/26/22 vs. Columbus
RBI	4	(3x) Last: 6/28/22 @ St. Paul
BB	3	5/7/22 vs. Columbus
SB	3	(2x) Last: 8/8/21 @ Arkansas
H	4	(8x) Last: 9/3/22 @ DETROIT
R	3	(21x) Last: 6/17/23 vs. Columbus
HR	2	(3x) Last: 6/17/23 vs. Columbus
RBI	4	(6x) Last: 6/22/22 vs. Columbus
BB	4	7/29/18 @ Ogden
SB	3	(2x) Last: 5/26/23 @ St. Paul
H	4	(2x) Last: 5/30/23 vs. Memphis
R	4	(2x) Last: 7/17/22 @ Corpus Christi
HR	2	(2x) Last: 6/29/22 @ Amarillo
RBI	6	6/2/21 vs. Beloit
BB	3	(6x) Last: 4/20/23 vs. Gwinnett
SB	1	(18x) Last: 6/2/23 vs. Memphis
H	4	(11x) Last: 4/25/19 vs. Buffalo
R	4	(2x) Last: 8/5/11 @ Bowie
HR	2	(2x) Last: 9/9/21 @ NEW YORK (NL)
RBI	7	5/5/13 @ PHILADELPHIA
BB	3	(3x) Last: 8/3/12 @ Albuquerque
SB	2	(3x) Last: 4/29/12 vs. Tacoma
H	4	(4x) Last: 5/25/22 @ Louisville
R	4	8/21/19 vs. Salem
HR	3	8/22/19 vs. Salem
RBI	5	(2x) Last: 8/24/21 vs. Springfield
BB	3	(3x) Last: 6/20/19 vs. Frederick
SB	3	(5x) Last: 4/22/22 @ Memphis
H	4	(4x) Last: 8/21/19 vs. Salem
R	4	7/10/18 vs. Helena
HR	2	7/16/18 vs. Missoula
RBI	4	(4x) Last: 9/3/22 @ DETROIT
BB	3	7/19/18 vs. West Virginia
SB	3	7/8/18 @ Orem
H	5	6/9/17 vs. Burlington
R	5	(2x) Last: 5/8/22 @ Omaha
HR	2	(5x) Last: 5/17/23 @ Omaha
RBI	4	(3x) Last: 6/28/22 @ St. Paul
BB	3	5/7/22 vs. Columbus
SB	3	(2x) Last: 8/8/21 @ Arkansas
H	4	8/6/19 @ Johnson City
R	3	(4x) Last: 8/1/21 vs. South Bend
HR	2	(3x) Last: 4/5/23 vs. Toledo
RBI	4	(2x) Last: 8/10/21 vs. Beloit
BB	3	(8x) Last: 6/14/23 vs. Columbus
SB	1	(2x) Last: 6/18/23 vs. Columbus
H	4	(4x) Last: 6/18/23 vs. Columbus
R	5	4/18/23 vs. Amarillo
HR	3	4/18/23 vs. Amarillo
RBI	3	(3x) Last: 9/10/22 @ Wichita
SB	3	8/22/21 @ South Bend

SO NICE, THEY DID IT TWICE (OR MORE)	MULTI-HIT GAMES					MULTI-RUN GAMES					MULTI-RBI GAMES					MULTI-BB GAMES					MULTI-K GAMES					MULTI-SB GAMES				
	2	3	4	5+	T	2	3	4	5+	T	2	3	4	5+	T	2	3	4	5+	T	2	3	4	5+	T	2	3	4	5+	T
3 Bradley, Tucker	7	2	-	-	9	3	1	-	-	4	3	3	-	-	6	6	-	-	-	6	3	-	1	-	4	3	-	-	-	3
60 Briceño, José	-	-	-	-	-	-	-	-	-	-	-	-	-	-	-	-	-	-	-	-	-	1	-	-	1	-	-	-	-	-
17 Castellano, Angelo	6	-	-	-	6	6	-	-	-	6	3	1	-	-	4	4	2	-	-	6	5	1	-	-	6	1	-	-	-	1
6 Dungan, Clay	3	-	-	-	3	1	1	-	-	2	2	-	-	-	2	2	-	-	-	2	4	-	-	-	4	1	-	-	-	1
24 Eaton, Nate	5	2	-	-	7	1	2	-	-	3	3	-	-	-	3	1	-	-	-	1	4	1	-	-	5	1	1	-	-	2
28 Gentry, Tyler	13	1	1	-	15	2	2	-	-	4	5	3	1	1	10	4	1	-	-	5	9	5	-	-	14	-	-	-	-	-
11 Hechavarria, Adeiny	1	-	-	-	1	-	-	-	-	-	-	-	-	-	-	-	-	-	-	1	-	-	-	-	1	-	-	-	-	-
18 Hicklen, Brewer	5	2	-	-	7	5	-	-	-	5	3	1	-	-	4	3	-	-	-	3	8	1	-	-	9	-	-	-	-	-
8 Isbel, Kyle	2	-	-	-	2	-	-	-	-	-	-	1	-	-	1	-	-	-	-	-	-	-	-	-	-	-	-	-	-	-
22 Palacios, Jermaine	1	-	-	-	1	-	-	-	-	-	1	-	-	-	1	-	-	-	-	-	1	-	-	-	1	-	-	-	-	-
14 Porter, Logan	12	2	-	-	14	6	-	-	-	6	5	1	-	-	6	4	4	-	-	8	12	5	-	-	17	-	-	-	-	-
7 Rave, John	1	-	1	-	2	1	-	-	-	1	2	1	-	-	3	-	-	-	-	-	-	-	-	-	-	-	-	-	-	-
Alexander, CJ	6	3	-	-	9	6	1	-	-	7	3	1	1	-	5	1	-	-	-	1	14	1	-	-	15	-	-	-	-	-
Beatty, Matt	2	-	-	-	2	1	-	-	-	1	2	-	-	-	2	1	-	-	-	1	1	-	-	-	1	-	-	-	-	-
Blanco, Dairon	8	7	1	-	16	10	1	-	-	11	3	2	-	-	5	4	1	-	-	5	3	2	-	-	5	10	2	1	-	13
Fermin, Freddy	1	1	1	-	3	3	1	-	-	4	2	1	-	1	4	2	1	-	-	3	2	-	-	-	2	-	-	-	-	-
Garcia, Maikel	4	1	-	-	5	2	-	-	-	2	2	2	-	-	4	3	1	-	-	4	2	1	-	-	3	-	-	-	-	-
Jenista, Greyson	-	-	-	-	-	-	-	-	-	-	-	-	-	-	-	-	-	-	-	-	2	-	-	-	2	-	-	-	-	-
Loftin, Nick	10	3	1	-	14	4	-	-	-	4	4	7	1	-	12	-	-	-	-	-	4	-	-	-	4	-	-	-	-	-
Lopez, Nicky	1	-	-	-	1	-	-	-	-	-	-	-	-	-	-	1	-	-	-	1	-	-	-	-	-	-	-	-	-	-
Pratto, Nick	-	1	-	-	1	1	-	-	-	1	2	-	-	-	2	3	-	-	-	3	2	1	-	-	3	-	-	-	-	-
Camargo, Johan	5	-	-	-	5	-	-	-	-	-	1	-	-	-	1	3	-	-	-	3	1	-	-	-	1	-	-	-	-	-
Reetz, Jakson	4	2	-	-	6	-	-	-	-	-	1	-	-	1	2	2	-	-	-	2	5	2	1	-	8	-	-	-	-	-
Reyes, Franmil	1	-	-	-	1	1	-	-	-	1	1	-	-	-	1	-	-	-	-	-	1	1	-	-	2	-	-	-	-	-
Taylor, Samad	18	4	-	-	22	8	3	-	-	11	7	2	-	-	9	7	2	-	-	9	12	2	1	-	15	3	2	1	-	6
Waters, Drew	1	-	3	-	4	2	2	-	-	4	1	1	-	-	2	1	-	-	-	1	1	2	-	-	3	-	-	-	-	-
	117	31	8	0	156	63	14	0	0	77	56	27	3	3	89	52	12	0	0	64	95	28	3	0	126	19	5	2	0	26

## HITTING STREAKS

PLAYER	CURRENT	LONGEST	DATES/RESULTS							
			START	END	AVG	2B	3B	HR	RBI	OPS
3 Bradley, Tucker	2	6	5/31	6/10	.400 (8-20)	2	0	0	7	1.019
60 Briceño, José	-	-	-	-	-	-	-	-	-	-
17 Castellano, Angelo	-	3 (3x)	5/16	5/19	.455 (5-11)	1	0	1	4	1.356
6 Dungan, Clay	2	6	6/2	6/10	.368 (7-19)	1	0	0	3	.901
24 Eaton, Nate	-	7	5/28	6/4	.345 (10-29)	1	1	1	2	.939
28 Gentry, Tyler	-	5	4/5	4/9	.350 (7-20)	1	0	1	6	.967
11 Hechavarria, Adeiny	-	-	-	-	-	-	-	-	-	-
18 Hicklen, Brewer	5	5	6/13	6/18	.421 (8-19)	2	0	1	3	1.160
8 Isbel, Kyle	2	2	6/16	6/18	.500 (4-8)	2	0	1	4	1.625
22 Palacios, Jermaine	-	-	-	-	-	-	-	-	-	-
14 Porter, Logan	-	7	4/1	4/12	.370 (10-27)	2	0	4	7	1.268
7 Rave, John	6	6	6/13	6/18	.455 (10-22)	4	1	1	8	1.344

BOLD indicates longest streak in 2023 among active players

## ON-BASE STREAKS

CURRENT	LONGEST	DATES/RESULTS							
		START	END	AVG	2B	HR	BB	HBP	OBP
2	9	5/21	6/10	.344 (11 - 32)	3	1	7	0	.450
-	-	-	-	-	-	-	-	-	-
3	9	4/1	4/19	.320 (8 - 25)	2	2	6	0	.438
11	11	5/28	6/17	.324 (11 - 34)	1	0	9	0	.444
-	7	5/28	6/4	.345 (10 - 29)	1	1	2	0	.387
9	9 (3x)	6/7	6/18	.235 (8 - 34)	4	2	6	1	.357
-	-	-	-	-	-	-	-	-	-
8	8	6/8	6/18	.387 (12 - 31)	2	2	4	0	.457
3	3	6/15	6/18	.364 (4 - 11)	2	1	1	0	.417
-	-	-	-	-	-	-	-	-	-
19	19	5/24	6/18	.288 (19 - 66)	3	0	15	2	.424
6	6	6/13	6/18	.455 (10 - 22)	4	1	2	0	.480

Italics indicates longest personal streak is active

## PITCHES/PLATE APPEARANCE &amp; PLATE APPEARANCE DEPTH

PLAYER	AVG. P/PA	TOTAL PA	TOTAL P	LONGEST PA (#)	DATE	INN.	PITCHER	RESULT
3 Bradley, Tucker	3.96	138	546	10	4/29 @ NAS	▲ 3	Robert Stock	Groundout (4-3)
60 Briceño, José	3.22	9	29	5 (2x)	6/16 vs. COL	▼ 6	Nic Enright	Strikeout Swinging
17 Castellano, Angelo	4.23	179	758	10	4/18 vs. GWN	▼ 3	Michael Soroka	Strikeout Swinging
6 Dungan, Clay	4.28	85	364	10 (2x)	6/2 vs. MEM	▼ 10	Jake Walsh	Walk
24 Eaton, Nate	3.90	88	343	10	4/29 @ NAS	▲ 7	Pedro Fernandez	Flyout (F9)
28 Gentry, Tyler	4.14	286	1,185	12	6/7 @ IND	▲ 9	Cody Bolton	Walk
11 Hechavarria, Adeiny	4.00	8	32	6	6/16 vs. COL	▼ 4	Nic Enright	Strikeout Swinging
18 Hicklen, Brewer	3.70	140	518	10	6/3 vs. MEM	▼ 5	Zack Thompson	Strikeout Swinging
8 Isbel, Kyle	4.57	14	64	9	6/15 vs. COL	▼ 2	Hunter Gaddis	Flyout, F9
22 Palacios, Jermaine	4.18	11	46	7	6/14 vs. COL	▼ 8	James Karinchak	Strikeout Swinging
14 Porter, Logan	4.06	224	909	9	6/15 vs. COL	▼ 6	Cade Smith	Strikeout Looking
7 Rave, John	3.88	25	97	7	6/18 vs. COL	▼ 7	Cade Smith	Double
	4.05	1,207	4,891					

## PINCH-HITTING LOG (9)

#	DATE	INNING	PINCH HITTER	HITTING FOR	RESULT
1.	4/5 vs. Toledo	▼ 9	CJ Alexander	Angelo Castellano	Fielder's Choice (4-6)
2.	4/14 @ Iowa	▲ 8	Tucker Bradley	Angelo Castellano	2-RBI Double
3.	4/18 vs. Gwinnett	▼ 9	Tucker Bradley	Angelo Castellano	Strikeout Looking
4.	4/29 @ Nashville	▲ 8	Logan Porter	CJ Alexander	Strikeout Swinging
5.	5/7 vs. Louisville	▼ 9	CJ Alexander	Angelo Castellano	Groundout (4-3)
6.	5/10 @ Scranton/WB	▲ 8	CJ Alexander	Angelo Castellano	Strikeout Swinging
7.	5/12 @ Scranton/WB	▲ 8	Brewer Hicklen	Tucker Bradley	Flyout (F9)
8.	5/20 vs. Toledo	▼ 9	Tucker Bradley	Angelo Castellano	Strikeout Swinging
9.	5/27 @ St. Paul	▲ 7	Clay Dungan	Samad Taylor	Groundout, 6-3
10.					
11.					
12.					
13.					

Omaha Pinch Hitters: 1-for-9, 2B, 2 RBI, 4 K

Most-Used Pinch Hitter:  
CJ Alexander & Tucker Bradley (3x)Most Frequently Pinch-Hit For:  
Angelo Castellano (6x)

## PITCH TIMER VIOLATIONS CALLED ON OMAHA HITTERS (3)

DATE	INNING	UMPIRE	HITTER	COUNT AT CALL	BATTER RESULT (COUNT)
1. April 12 @ Iowa	▲ 9	Tom Hanahan	Samad Taylor (1)	0-1	Single (0-2)
2. June 3 vs. Memphis	▼ 8	Cody Clark	Johan Camargo (1)	0-0	Strikeout (0-2)
3. June 6 @ Indianapolis	▲ 1	Lew Williams	Dairon Blanco (1)	0-2	Strikeout (0-3)
4.					
5.					



HR #	PLAYER (SEASON #)	GM # - DATE	OPPONENT	PITCHER	PITCH TYPE	DIRECTION	ON BASE	INNING	OUTS	COUNT	SCORE	FINAL	DISTANCE	EXIT VELO	LAUNCH ANGLE
1.	Logan Porter (1)	2 - April 1	@ Indianapolis	Caleb Smith (L)	4-seam FB	LF	0	▲4	1	2-2	3-0	W, 12-1	417 ft	106.6 mph	32°
2.	Jakson Reetz (1)	2 - April 1	@ Indianapolis	Caleb Smith (L)	Slider	LF	3	▲5	2	2-1	8-0	W, 12-1	408 ft	103.9 mph	25°
3.	Dairon Blanco (1)	3 - April 2	@ Indianapolis	Mike Burrows	4-seam FB	LCF	0	▲5	2	3-2	1-3	W, 8-3	411 ft	105.2 mph	23°
4.	Samad Taylor (1)	3 - April 2	@ Indianapolis	J.C. Flowers	4-seam FB	LF	0	▲8	0	2-1	2-3	W, 8-3	334 ft	104.5 mph	22°
5.	Nick Loftin (1)	3 - April 2	@ Indianapolis	Daniel Zamora (L)	4-seam FB	LF	2	▲8	1	1-2	5-3	W, 8-3	362 ft	97.2 mph	29°
6.	Maikel Garcia (1)	4 - April 4	vs. Toledo	Alex Faedo	4-seam FB	RF	0	▼1	1	2-1	1-0	L, 9-2	349 ft	94.3 mph	35°
7.	Tyler Gentry (1)	5 - April 5	vs. Toledo	Tyler Holton (L)	Cutter	CF	2	▼6	0	2-0	3-1	L, 7-6	417 ft	106.5 mph	27°
8.	Logan Porter (2)	5 - April 5	vs. Toledo	Tyler Holton (L)	Slider	LF	0	▼6	0	3-1	4-1	L, 7-6	346 ft	103.3 mph	37°
9.	Logan Porter (3)	5 - April 5	vs. Toledo	Matt Wisler	4-seam FB	RCF	0	▼8	0	2-2	5-6	L, 7-6	364 ft	94.7 mph	34°
10.	Nick Loftin (2)	6 - April 6	vs. Toledo	Brenan Haniffee	Slider	LCF	0	▼2	0	2-2	1-1	L, 8-5	401 ft	101.8 mph	32°
11.	CJ Alexander (1)	6 - April 6	vs. Toledo	Brenan Haniffee	Sinker	CF	0	▼4	1	2-2	3-6	L, 8-5	409 ft	101.1 mph	35°
12.	Logan Porter (4)	7 - April 7	vs. Toledo	Reese Olson	4-seam FB	LF	0	▼3	0	3-2	5-2	W, 9-4	395 ft	104.3 mph	45°
13.	Freddy Fermin (1)	8 - April 8	vs. Toledo	Will Vest	Slider	CF	3	▼3	2	0-0	6-1	W, 13-8	401 ft	102.1 mph	42°
14.	Angelo Castellano (1)	8 - April 8	vs. Toledo	Will Vest	4-seam FB	LCF	1	▼4	0	2-0	8-1	W, 13-8	401 ft	102.8 mph	33°
15.	Freddy Fermin (2)	8 - April 8	vs. Toledo	Ashton Goudeau	Changeup	CF	1	▼5	0	1-1	10-1	W, 13-8	428 ft	105.9 mph	28°
16.	CJ Alexander (2)	8 - April 8	vs. Toledo	Ashton Goudeau	Changeup	LF	0	▼7	0	1-0	11-8	W, 13-8	351 ft	92.4 mph	43°
17.	Angelo Castellano (2)	9 - April 9	vs. Toledo	Alex Faedo	4-seam FB	LF	0	▼3	1	0-0	1-0	L, 8-2	373 ft	98.0 mph	25°
18.	Samad Taylor (2)	10 - April 11	@ Iowa	Roenis Elias (L)	4-seam FB	CF	2	▲5	2	0-2	3-9	L, 9-6	405 ft	100.9 mph	25°
19.	Freddy Fermin (3)	10 - April 11	@ Iowa	Brandon Hughes (L)	4-seam FB	LF	1	▲6	2	0-1	6-9	L, 9-6	398 ft	100.3 mph	33°
20.	CJ Alexander (3)	11 - April 12	@ Iowa	Riley Thompson	Changeup	RF	0	▲2	0	1-0	2-1	W, 10-6	394 ft	104.3 mph	24°
21.	Tyler Gentry (2)	11 - April 12	@ Iowa	Riley Thompson	Slider	LF	0	▲3	2	1-2	3-1	W, 10-6	393 ft	103.3 mph	26°
22.	Tucker Bradley (1)	11 - April 12	@ Iowa	Rowan Wick	4-seam FB	RCF	1	▲6	2	1-1	7-3	W, 10-6	392 ft	98.2 mph	29°
23.	Nick Loftin (3)	11 - April 12	@ Iowa	Anthony Kay (L)	Slider	CF	0	▲8	0	2-1	8-6	W, 10-6	420 ft	104.3 mph	28°
24.	Nick Loftin (4)	12 - April 13	@ Iowa	Nick Neidert	4-seam FB	LF	0	▲4	2	3-2	1-11	L, 14-1	370 ft	100.4 mph	38°
25.	Nick Pratto (1)	15 - April 19	vs. Gwinnett	Beau Burrows	Slider	CF	0	▼2	0	1-2	1-1	L, 6-2	399 ft	100.2 mph	26°
26.	Logan Porter (5)	15 - April 19	vs. Gwinnett	Beau Burrows	Slider	LF	0	▼4	1	1-2	2-3	L, 6-2	350 ft	94.9 mph	50°
27.	CJ Alexander (4)	17 - April 21	vs. Gwinnett	Allan Winans	Changeup	RF	0	▼2	2	0-0	1-1	L, 7-3	395 ft	96.2 mph	37°
28.	Nick Pratto (2)	18 - April 22	vs. Gwinnett	Dylan Dodd (L)	Changeup	RF	1	▼1	2	3-1	2-0	L, 5-2	350 ft	88.4 mph	39°
29.	Nate Eaton (1)	22 - April 27	@ Nashville	Janson Junk	Sweeper	LF	0	▲2	2	2-2	1-0	W, 2-1	403 ft	103.0 mph	32°
30.	Freddy Fermin (4)	24 - April 29	@ Nashville	Robert Stock	4-seam FB	RCF	2	▲1	1	3-1	4-0	L, 6-5 (10)	381 ft	104.3 mph	23°
31.	Tyler Gentry (3)	25 - April 30	@ Nashville	Robert Gasser (L)	4-seam FB	LF	1	▲3	2	1-0	2-1	W, 10-6	391 ft	100.6 mph	33°
32.	Logan Porter (6)	25 - April 30	@ Nashville	Robert Gasser (L)	Slider	LF	0	▲4	0	2-1	3-1	W, 10-6	389 ft	102.3 mph	29°
33.	Freddy Fermin (5)	25 - April 30	@ Nashville	Robert Gasser (L)	Changeup	LF	0	▲5	1	2-0	5-1	W, 10-6	368 ft	94.8 mph	35°
34.	Nick Loftin (5)	28 - May 4	vs. Louisville	Silvino Bracho	Slider	LF	0	▼7	0	0-0	8-11	L, 12-10	365 ft	101.1 mph	19°
35.	Jakson Reetz (2)	29 - May 5	vs. Louisville	Brandon Williamson (L)	4-seam FB	LF	1	▼2	1	0-0	2-1	W, 6-2	346 ft	100.2 mph	27°
36.	Nick Loftin (6)	29 - May 5	vs. Louisville	Brandon Williamson (L)	Slider	CF	0	▼6	0	0-0	3-1	W, 6-2	395 ft	105.6 mph	24°
37.	Angelo Castellano (3)	30 - May 6	vs. Louisville	Ryan Nuto	Curveball	LF	1	▼7	2	2-2	8-8	W, 11-9	376 ft	95.2 mph	29°
38.	Jakson Reetz (3)	31 - May 7	vs. Louisville	Andrew Abbott (L)	Changeup	LF	0	▼4	1	2-0	1-0	L, 4-3	426 ft	104.4 mph	32°
39.	Franmil Reyes (1)	31 - May 7	vs. Louisville	Andrew Abbott (L)	Curveball	LCF	1	▼5	2	3-2	3-0	L, 4-3	389 ft	100.8 mph	29°
40.	Clay Dungan (1)	32 - May 9	@ Scranton/WB	Mitch Spence	4-seam FB	RCF	0	▲3	0	1-00	2-2	L, 14-2	388 ft	104.0 mph	28°
41.	Dairon Blanco (2)	33 - May 10	@ Scranton/WB	Luis Severino	Changeup	LF	0	▲3	0	0-1	1-1	L, 4-3	377 ft	99.6 mph	24°
42.	CJ Alexander (5)	34 - May 11	@ Scranton/WB	Colten Brewer	Slider	CF	0	▲9	0	1-1	3-1	W, 4-3 (11)	422 ft	106.4 mph	23°
43.	CJ Alexander (6)	36 - May 13	@ Scranton/WB	Greg Weissert	Sweeper	RF	0	▲6	1	0-0	4-3	L, 8-6	377 ft	102.7 mph	39°
44.	CJ Alexander (7)	37 - May 14	@ Scranton/WB	Mitch Spence	4-seam FB	RCF	0	▲2	0	3-2	1-1	W, 6-3	416 ft	109.9 mph	24°
45.	Brewer Hicklen (1)	37 - May 14	@ Scranton/WB	D.J. Snelten (L)	Changeup	LF	0	▲9	0	2-1	4-3	W, 6-3	344 ft	109.5 mph	25°
46.	Samad Taylor (3)	37 - May 14	@ Scranton/WB	D.J. Snelten (L)	4-seam FB	RCF	1	▲9	2	3-1	6-3	W, 6-3	346 ft	95.2 mph	29°
47.	Samad Taylor (4)	39 - May 17	vs. Toledo	Zach Logue (L)	4-seam FB	RCF	1	▼1	0	0-1	2-1	W, 16-8	372 ft	100.0 mph	30°
48.	Logan Porter (7)	39 - May 17	vs. Toledo	Zach Logue (L)	4-seam FB	LF	1	▼1	0	0-0	4-1	W, 16-8	401 ft	102.3 mph	38°
49.	Angelo Castellano (4)	39 - May 17	vs. Toledo	Miguel Del Pozo (L)	4-seam FB	LF	1	▼5	2	1-0	10-5	W, 16-8	385 ft	99.2 mph	26°
50.	Brewer Hicklen (2)	40 - May 18	vs. Toledo	Miguel Diaz	Sinker	LCF	2	▼8	0	2-0	9-0	W, 9-0	443 ft	108.4 mph	32°
51.	Drew Waters (1)	43 - May 21	vs. Toledo	Ashton Goudeau	4-seam FB	RCF	0	▼3	0	1-1	1-2	W, 8-4	408 ft	108.7 mph	29°
52.	Drew Waters (2)	43 - May 21	vs. Toledo	Ashton Goudeau	Changeup	LCF	1	▼4	1	2-0	4-3	W, 8-4	366 ft	99.5 mph	32°
53.	Tucker Bradley (2)	43 - May 21	vs. Toledo	Seth Elledge	Sinker	LCF	1	▼6	0	1-1	6-4	W, 8-4	388 ft	100.5 mph	28°
54.	Jakson Reetz (4)	43 - May 21	vs. Toledo	Braden Bristo	Sweeper	LF	0	▼7	0	2-1	8-4	W, 8-4	412 ft	104.1 mph	36°
55.	Dairon Blanco (3)	44 - May 23	@ St. Paul	Simeon Woods Richardson	4-seam FB	CF	0	▲4	1	1-1	4-0	W, 6-1	455 ft	104.5 mph	28°
56.	Nick Loftin (7)	45 - May 24	@ St. Paul	Brent Headrick (L)	Changeup	LF	2	▲3	1	2-2	3-5	L, 6-5	433 ft	103.7 mph	24°
57.	Nick Loftin (8)	46 - May 25	@ St. Paul	Cody Laweryson	Sweeper	LF	2	▲7	0	1-2	4-4	L, 8-6	357 ft	97.3 mph	22°
58.	Johan Camargo (1)	48 - May 27	@ St. Paul	Randy Dobnak	Changeup	CF	0	▲5	0	1-2	1-3	L, 14-1	426 ft	102.2 mph	26°
59.	Nick Loftin (9)	50 - May 30	vs. Memphis	Jake Woodford	Curveball	LF	1	▼1	2	0-0	2-1	W, 7-6	370 ft	91.0 mph	29°
60.	Tyler Gentry (4)	50 - May 30	vs. Memphis	Connor Thomas (L)	Slider	LCF	1	▼3	0	2-1	4-1	W, 7-6	471 ft	103.6 mph	27°
61.	Johan Camargo (2)	52 - June 1	vs. Memphis	Dakota Hudson	Slider	RCF	1	▼4	2	0-2	2-1	L, 12-6	393 ft	98.2 mph	31°
62.	Brewer Hicklen (3)	52 - June 1	vs. Memphis	Ryan Loutos	Sinker	CF	0	▼7	0	1-0	4-10	L, 12-6	425 ft	105.8 mph	33°
63.	CJ Alexander (8)	52 - June 1	vs. Memphis	Ryan Loutos	Cutter	RCF	1	▼8	0	2-2	5-12	L, 12-6	400 ft	102.8 mph	30°
64.	Nate Eaton (2)	53 - June 2	vs. Memphis	Tommy Parsons	4-seam FB	LF	0	▼1	1	0-0	1-0	W, 10-9 (10)	330 ft	103.3 mph	46°
65.	Johan Camargo (3)	56 - June 6	@ Indianapolis	Yerry De Los Santos	Sinker	RCF	0	▲9	0	3-1	3-2	W, 4-2	399 ft	107.6 mph	22°
66.	CJ Alexander (9)	57 - June 7	@ Indianapolis	Quinn Priester	Curveball	RCF	2	▲2	0	1-2	3-2	W, 9-7	404 ft	101.3 mph	34°
67.	CJ Alexander (10)	58 - June 8	@ Indianapolis	Eli Villalobos	4-seam FB	RCF	1	▲7	2	2-1	14-7	W, 15-7	408 ft	108.5 mph	35°
68.	Brewer Hicklen (4)	59 - June 9	@ Indianapolis	Kent Emanuel (L)	Sinker	RCF	1	▲4	1	1-1	5-1	W, 6-2	410 ft	106.9 mph	26°
69.	Tyler Gentry (5)	60 - June 10	@ Indianapolis	Hunter Stratton	Slider	LF	2	▲5	2	0-2	3-2	W, 9-5	431 ft	106.0 mph	28°
70.	Samad Taylor (5)	61 - June 13	vs. Columbus	Joey Cantillo (L)	4-seam FB	CF	0	▼6	1	1-1	1-2	W, 6-5	395 ft	102.4 mph	27°
71.	Brewer Hicklen (5)	61 - June 13	vs. Columbus	Michael Kelly	Slider	LF	1	▼8	2	2-1	6-5	W, 6-5	422 ft	108.1 mph	28°
72.	Samad Taylor (6)	62 - June 14	vs. Columbus	Gavin Williams	4-seam FB	CF	0	▼1	0	2-1	1-0	W, 6-1	422 ft	104.5 mph	27°
73.	Johan Camargo (4)	62 - June 14	vs. Columbus	Gavin Williams	4-seam FB	LF	0	▼4	1	0-2	2-1	W, 6-1	324 ft	90.8 mph	34°
74.	Tyler Gentry (6)	62 - June 14	vs. Columbus	Caleb Simpson	4-seam FB	LCF	1	▼7	2	0-1	6-1	W, 6-1	388 ft	101.2 mph	24°
75.	Kyle Isbel (1)	64 - June 16	vs. Columbus	Thomas Ponticelli	Sweeper	CF	0	▼1	1	1-0	1-1	W, 4-1	406 ft	104.3 mph	23°
76.	Nate Eaton (3)	65 - June 17	vs. Columbus	Jhon Romero	4-seam FB	CF	0	▼1	0	0-0	1-0	W, 13-4	412 ft	103.0 mph	33°
77.	Nate Eaton (4)	65 - June 17	vs. Columbus	Caleb Baragar (L)	4-seam FB	LF	0	▼3	0	2-2	2-0	W, 13-4	410 ft	103.8 mph	37°
78.	Jermaine Palacios (1)	66 - June 18	vs. Columbus	Joey Cantillo (L)	Changeup	LCF	1	▼2	2	1-1	2-0	W, 6-4	409 ft	101.9 mph	29°
79.	John Rave (1)	66 - June 18	vs. Columbus	Joey Cantillo (L)	4-seam FB	LCF	2	▼3	2	1-2	6-1	W, 6-4	ITP	96.5 mph	26°



# HOME RUN BREAKDOWN

						OUTS			RUNNERS ON				TIED GO		DIRECTION					BESTS		LAST HOME RUN					
PLAYER	2023 TOTAL	HOME	ROAD	RHP	LHP	0	1	2	0	1	2	3	GAME	AHEAD	LF	LCF	CF	RCF	RF	FT	MPH	DATE	OPPONENT	PITCHER	KIND	INN	PA SINCE
CJ Alexander	10	4	6	10	-	6	2	2	7	2	1	-	2	3	1	-	2	4	3	422	109.9	6/8	@ Indianapolis	E. Villalobos	2-Run	▲ 7	6
Nick Loftin	9	4	5	5	4	5	2	2	5	1	3	-	2	2	6	1	2	-	-	433	105.6	5/30	vs. Memphis	J. Woodford	2-Run	▼ 1	3
Logan Porter	7	5	2	3	4	5	2	-	6	1	-	-	-	-	6	-	-	1	-	417	106.6	5/17	vs. Toledo	Z. Logue	2-Run	▼ 1	110
Tyler Gentry	6	3	3	3	3	2	-	4	1	3	2	-	-	3	3	2	1	-	-	471	106.5	6/14	vs. Columbus	C. Simpson	2-Run	▼ 7	7
Samad Taylor	6	3	3	2	4	3	1	2	3	2	1	-	-	2	1	1	2	2	-	422	104.5	6/14	vs. Columbus	G. Williams	Solo	▼ 1	12
Brewer Hicklen	5	3	2	3	2	3	1	1	2	2	1	-	-	2	2	1	1	1	-	443	109.5	6/13	vs. Columbus	M. Kelly	2-Run	▼ 8	7
Freddy Fermin	5	2	3	3	2	1	2	2	1	2	1	1	-	-	2	-	2	1	-	428	105.9	4/30	@ Nashville	R. Gasser	Solo	▲ 5	2
Nate Eaton	4	3	1	3	1	2	1	1	4	-	-	-	-	3	3	-	1	-	-	412	103.8	6/17	vs. Columbus	C. Baragar	Solo	▼ 3	9
Johan Camargo	4	2	2	4	-	2	1	1	3	1	-	-	-	3	1	-	1	2	-	426	107.6	6/14	vs. Columbus	G. Williams	Solo	▼ 4	2
Jakson Reetz	4	3	1	1	3	1	2	1	2	1	-	1	-	2	4	-	-	-	-	426	104.4	5/21	vs. Toledo	B. Bristo	Solo	▼ 7	36
Angelo Castellano	4	4	-	3	1	1	1	2	1	3	-	-	1	1	3	1	-	-	-	401	102.8	5/17	vs. Toledo	M. Del Pozo	2-Run	▼ 5	78
Dairon Blanco	3	-	3	3	-	1	1	1	3	-	-	-	-	1	1	1	1	-	-	455	105.2	5/23	@ St. Paul	S.Woods Richardson	Solo	▲ 4	75
Drew Waters	2	2	-	2	-	1	1	-	1	1	-	-	-	1	-	1	-	1	-	408	108.7	5/21	vs. Toledo	A. Goudeau	2-Run	▼ 6	12
Tucker Bradley	2	1	1	2	-	1	-	1	-	2	-	-	-	1	-	1	-	1	-	392	100.5	5/21	vs. Toledo	S. Elledge	2-Run	▼ 4	48
Nick Pratto	2	2	-	1	1	1	-	1	1	1	-	-	1	1	-	-	1	-	1	399	100.2	4/22	@ Scranton/WB	D. Dodd	2-Run	▼ 1	19
John Rave	1	1	-	-	1	-	-	1	-	-	1	-	-	-	-	1	-	-	-	-	96.5	6/18	vs. Columbus	J. Cantillo	3-Run	▼ 3	2
Jermaine Palacios	1	1	-	-	1	-	-	1	-	1	-	-	-	1	-	1	-	-	-	409	101.9	6/18	vs. Columbus	J. Cantillo	2-Run	▼ 2	3
Kyle Isbel	1	1	-	1	-	-	1	-	1	-	-	-	-	1	-	-	1	-	-	406	104.3	6/16	vs. Columbus	T. Ponticelli	Solo	▼ 1	7
Clay Dungan	1	-	1	1	-	1	-	-	1	-	-	-	1	-	-	-	-	1	-	388	104.0	5/9	@ Scranton/WB	M. Spence	Solo	▲ 3	81
Franmil Reyes	1	1	-	-	1	-	-	1	-	1	-	-	-	-	-	1	-	-	-	389	100.8	5/7	vs. Louisville	A. Abbott	2-Run	▼ 5	1
Maikel Garcia	1	1	-	1	-	-	1	-	1	-	-	-	-	1	-	-	-	-	1	349	94.3	4/4	vs. Toledo	A. Faedo	Solo	▼ 1	94
	79	46	33	51	28	36	19	24	43	24	10	2	7	28	33	12	15	14	5								

## INNING DISTRIBUTION

1st Inning	2nd Inning	3rd Inning	4th Inning	5th Inning	6th Inning	7th Inning	8th Inning	9th Inning	10th Inning	11th Inning
10	9	12	12	9	8	8	7	4	-	-

## NOTABLE STORM CHASERS HOME RUNS

BACK-TO-BACK HOMERS (1)		2-HOMER GAMES (4)		3-HOMER GAMES (0)		GRAND SLAMS (2)	
PLAYERS	DATE/OPPONENT (INN.)	PLAYER (CAREER NO.)	DATE/OPPONENT	PLAYER (CAREER NO.)	DATE/OPPONENT	PLAYER (CAREER NO.)	DATE/OPPONENT (INN.)
Tyler Gentry & Logan Porter	4/5 vs. Toledo (6th)	Logan Porter (3rd)	4/5 vs. Toledo			Jakson Reetz (1st)	4/1 @ Indianapolis (5th)
		Freddy Fermin (4th)	4/8 vs. Toledo			Freddy Fermin (3rd)	4/8 vs. Toledo (3rd)
		Drew Waters (3rd)	5/21 vs. Toledo				
		Nate Eaton (3rd)	6/17 vs. Columbus				

LEADOFF HOMERS (2)		INSIDE-THE PARK HOMERS (1)		PINCH-HIT HOMERS (0)		WALK-OFF HOMERS (0)	
PLAYER (CAREER NO.)	DATE/OPPONENT	PLAYER (CAREER NO.)	DATE/OPPONENT (INN.)	PLAYER (CAREER NO.)	DATE/OPPONENT (INN.)	PLAYER	DATE/OPPONENT
Samad Taylor (1st)	6/14 vs. Columbus	John Rave (1)	6/18 vs. Columbus (3rd)				
Nate Eaton (1st)	6/17 vs. Columbus						

HOME RUN SITUATION	# OF	DATE OF LAST	BATTER ('23 HR #)	PITCHER	COUNT	RUNNERS ON	OUTS	INNING	SCORE @ HR	FINAL
GO-AHEAD HOME RUN	28	June 18 vs. Columbus	Jermaine Palacios (1)	Joey Cantillo	1-1	1	2	▼ 2	2-0	W, 6-4
GAME-TYING HOME RUN	7	May 25 @ St. Paul	Nick Loftin (8)	Cody Laweryson	1-2	2	0	▲ 7	4-4	L, 8-6

## NOTABLE OPPOSING HOME RUNS

BACK-TO-BACK HOMERS (2)		2-HOMER GAMES (2)		3-HOMER GAMES (1)		GRAND SLAMS (3)	
PLAYERS	DATE/OPPONENT (INN.)	PLAYER (CAREER NO.)	DATE/OPPONENT	PLAYER (CAREER NO.)	DATE/OPPONENT	PLAYER	DATE/OPPONENT (INN.)
Encarnacion-Strand & Benson	5/4 vs. Louisville (1st)	Jermaine Palacios (5)	5/17 vs. Toledo	Christian Encarnacion-Strand (1)	5/4 vs. Louisville	Andy Ibáñez	April 6 vs. Toledo (3rd)
Jordan Walker & Moisés Gómez	5/31 vs. Memphis (6th)	Moisés Gómez (7)	5/31 vs. Memphis			Andrés Chaparro	May 9 @ Scranton/WB (7th)
						Jair Camargo	May 28 @ St. Paul (7th)

LEADOFF HOMERS (5)		INSIDE-THE PARK HOMERS (0)		PINCH-HIT HOMERS (0)		WALK-OFF HOMERS (2)	
PLAYER	DATE/OPPONENT	PLAYER	DATE/OPPONENT (INN.)	PLAYER	DATE/OPPONENT (INN.)	PLAYER	DATE/OPPONENT
Christopher Morel	4/14 @ Iowa					Michael Hermosillo	5/10 @ Scranton/WB
Forrest Wall	4/19 vs. Gwinnett					Ben Rortvedt	5/13 @ Scranton/WB
Michael Siani	5/3 vs. Louisville						
Michael Siani	5/5 vs. Louisville						
Nick Gonzales	6/9 @ Indianapolis						

## AFTER-INNING RECORDS

### LEADING TRAILING TIED

AFTER 1 INNING	13 - 7	8 - 9	13 - 16
AFTER 2 INNINGS	21 - 8	10 - 13	3 - 11
AFTER 3 INNINGS	21 - 9	6 - 17	7 - 6
AFTER 4 INNINGS	23 - 8	7 - 20	4 - 4
AFTER 5 INNINGS	25 - 7	7 - 22	2 - 3
AFTER 6 INNINGS	26 - 7	6 - 25	2 - 0
AFTER 7 INNINGS	27 - 6	5 - 24	2 - 2
AFTER 8 INNINGS	29 - 1	2 - 27	3 - 3

## STORM CHASERS BIG INNINGS

### DATE INNING RUNS

1. June 8 @ Indianapolis	Top 5th	10
2. June 17 vs. Columbus	Bottom 4th	7
May 17 vs. Toledo	Bottom 1st	7
April 2 @ Indianapolis	Top 8th	7
5. June 2 vs. Memphis	Bottom 5th	6
May 18 vs Toledo	Bottom 8th	6
April 8 vs. Toledo	Bottom 3rd	6
8.		

## SCORE BY INNINGS

	1	2	3	4	5	6	7	8	9	10	11+	TOTAL
Omaha	51	34	46	39	63	33	36	45	36	1	1	385
Opponents	42	47	40	33	40	67	37	51	30	1	0	388
<b>Difference</b>	<b>9</b>	<b>-13</b>	<b>6</b>	<b>6</b>	<b>23</b>	<b>-34</b>	<b>-1</b>	<b>-6</b>	<b>6</b>	<b>0</b>	<b>1</b>	<b>-3</b>

### SCORE BY INNINGS V. ROCHESTER

	1	2	3	4	5	6	7	8	9	10	11+	TOTAL
Omaha	0	0	0	0	0	0	0	0	0	0	0	0
Rochester	0	0	0	0	0	0	0	0	0	0	0	0
<b>vs. Rochester Difference</b>	<b>0</b>	<b>0</b>	<b>0</b>	<b>0</b>	<b>0</b>	<b>0</b>	<b>0</b>	<b>0</b>	<b>0</b>	<b>0</b>	<b>0</b>	<b>0</b>

## MULTI-RUN INNINGS

	2	3	4	5	6	7	8	9	10+	TOTAL
Storm Chasers	51	23	13	2	3	3	-	-	1	96
Opponents	48	24	10	5	4	2	1	1	-	95

## RECORD BY RUNS SCORED/ALLOWED

RUNS	0	1	2	3	4	5	6	7	8	9	10	11	12	13+
SCORED	0 - 1	0 - 4	1 - 7	1 - 6	4 - 3	1 - 4	8 - 6	1 - 0	3 - 0	5 - 0	3 - 1	2 - 0	1 - 0	4 - 0
ALLOWED	1 - 0	4 - 0	6 - 0	4 - 0	4 - 6	2 - 2	4 - 42	1 - 3	3 - 5	2 - 5	0 - 2	0 - 0	0 - 2	0 - 3

## RECORD BY MARGIN OF VICTORY/DEFEAT

1 Run	2 Runs	3 Runs	4 Runs	5 Runs	6 Runs	7 Runs	8 Runs	9 Runs	10+ Runs
6 - 7	8 - 4	3 - 6	6 - 3	5 - 3	0 - 4	0 - 2	3 - 0	2 - 0	1 - 3

## 2023 STORM CHASERS MONTH BY MONTH

### HITTING

MONTH	AVG	G	AB	R	H	TB	2B	3B	HR	RBI	BB	IBB	SO	SB	CS	OBP	SLG	OPS	SAC	SF	HBP	GIDP	LOB
MARCH	.300	1	40	8	12	16	2	1	0	8	9	0	12	5	0	.429	.400	.829	0	0	0	0	14
APRIL	.250	24	799	124	200	352	49	2	33	118	99	0	204	38	8	.337	.441	.778	1	11	11	24	156
MAY	.269	26	885	148	238	386	53	7	27	131	120	0	218	58	13	.366	.436	.802	1	6	19	28	198
JUNE	.300	15	504	105	151	246	36	1	19	101	80	1	125	35	3	.397	.488	.885	4	11	9	12	115
JULY																							
AUGUST																							
SEPTEMBER																							
<b>TOTAL</b>	<b>.270</b>	<b>66</b>	<b>2228</b>	<b>385</b>	<b>601</b>	<b>1000</b>	<b>140</b>	<b>11</b>	<b>79</b>	<b>358</b>	<b>308</b>	<b>1</b>	<b>559</b>	<b>136</b>	<b>24</b>	<b>.364</b>	<b>.449</b>	<b>.813</b>	<b>6</b>	<b>28</b>	<b>39</b>	<b>64</b>	<b>483</b>

### PITCHING

MONTH	W	L	ERA	G	GS	CG	SHO	GF	HLD	SV	SVO	IP	H	R	ER	HR	HB	BB	SO	WP	BK	WHIP	AVG
MARCH	1	0	6.00	1	1	0	0	1	0	1	1	9.0	11	6	6	1	1	2	7	0	1	1.44	.297
APRIL	9	15	5.65	24	24	0	0	24	11	3	7	212.0	238	149	133	30	17	104	198	16	2	1.61	.284
MAY	12	14	5.61	26	26	0	1	26	17	6	12	229.1	247	162	143	46	15	126	235	13	1	1.63	.278
JUNE	12	3	4.50	15	15	0	0	15	9	5	8	136.0	123	71	68	13	4	80	140	8	0	1.49	.239
JULY																							
AUGUST																							
SEPTEMBER																							
<b>TOTAL</b>	<b>34</b>	<b>32</b>	<b>5.37</b>	<b>66</b>	<b>66</b>	<b>0</b>	<b>1</b>	<b>66</b>	<b>37</b>	<b>15</b>	<b>28</b>	<b>586.1</b>	<b>619</b>	<b>388</b>	<b>350</b>	<b>90</b>	<b>37</b>	<b>312</b>	<b>580</b>	<b>37</b>	<b>4</b>	<b>1.59</b>	<b>.271</b>

## 2023 WALK-OFF TRACKER (1 FOR, 5 AGAINST)

GAME #	DATE	OPPONENT	FINAL (INN.)	PLAYER	WINNING RUN	PITCHER	HOW	OUTS	COUNT
23	April 28	@ Nashville	L, 4-3 (9)	Brian Navarreto	Skye Bolt	Josh Dye	Throwing error by 3B Maikel Garcia	2	1-0
24	April 29	@ Nashville	L, 6-5 (10)	Keston Hiura	Eddy Alvarez	Evan Sisk	Infield single to SS Angelo Castellano	1	2-1
33	May 10	@ Scranton/WB	L, 4-3 (9)	Michael Hermosillo	Dylan Coleman	Dylan Coleman	Solo home run to LF	0	2-1
36	May 13	@ Scranton/WB	L, 8-6 (9)	Ben Rortvedt	Estevan Florial	Brooks Kriske	3-run home run to RCF	1	2-2
45	May 24	@ Toledo	L, 6-5 (9)	Jose Miranda	Andrew Stevenson	Brooks Kriske	RBI single to LF	0	1-1
53	June 2	vs. Memphis	W, 10-9 (10)	Dairon Blanco	Brewer Hicklen	Jake Walsh	Sacrifice fly to RF	1	2-2

Bold Indicates Omaha Walk-Off Win

## 2023 STORM CHASERS EJECTIONS (4)

DATE	INNING	WHO (POSITION) / # IN 2023	WHY	UMPIRE (POSITION)
1. April 21 vs. Gwinnett	▼ 6	Mike Jirschele (Manager) / 1st	Balls/Strikes	Takahito Matsuda (Home Plate)
2. April 21 vs. Gwinnett	▲ 7	Dane Johnson (Pitching Coach) / 1st	Balk	Takahito Matsuda (Home Plate)
3. April 21 vs. Gwinnett	▼ 8	CJ Alexander (Designated Hitter) / 1st	Balls/Strikes	Takahito Matsuda (Home Plate)
4. May 11 @ Scranton/WB	▼ 9	Mike Jirschele (Manager) / 2nd	Hit By Pitch	Robert Nunez (Home Plate)

### ABS CHALLENGE TRACKER (26-FOR-70 / 37.1%)

#	GM # - DATE	OPPONENT	PLAYER CHALLENGING	POSITION	INNING	CALL (COUNT)	OVERTURNED?	PLAY RESULT (COUNT)	OPPONENT	UMPIRE
1.	23 - April 28	@ Nashville	Logan Porter	Catcher	▼ 6	Ball (0-0)	No	Lineout, L9 (1-1)	Thomas Pannone (P)	Paul Clemons
2.	23 - April 28	@ Nashville	Maikel Garcia	Batter	▲ 8	Strike (1-0)	No	Groundout, 5-4 (1-1)	Thomas Pannone (P)	Paul Clemons
3.	29 - May 5	vs. Louisville	Jakson Reetz	Catcher	▲ 8	Ball (0-0)	No	Walk (3-0)	Chuckie Robinson (C)	Tyler Jones
4.	29 - May 5	vs. Louisville	Jakson Reetz	Catcher	▲ 9	Ball (1-0)	No	Strikeout Looking (2-2)	T.J. Hopkins (LF)	Tyler Jones
5.	31 - May 7	vs. Louisville	Dairon Blanco	Batter	▼ 2	Strike (3-2)	No	Strikeout Looking (3-2)	Andrew Abbott (P)	Randy Rosenberg
6.	31 - May 7	vs. Louisville	Brewer Hicklen	Batter	▼ 3	Strike (3-2)	YES	Walk (3-2)	Andrew Abbott (P)	Randy Rosenberg
7.	31 - May 7	vs. Louisville	Jakson Reetz	Catcher	▲ 4	Ball (3-2)	No	Walk (3-2)	Nick Martini (RF)	Randy Rosenberg
8.	31 - May 12	@ Scranton/WB	Jakson Reetz	Catcher	▼ 5	Ball (0-0)	YES	Lineout, L9 (0-2)	Carlos Narvaez (C)	Randy Rosenberg
10.	35 - May 12	@ Scranton/WB	Jakson Reetz	Catcher	▼ 7	Ball (2-1)	YES	Strikeout Looking (2-2)	Jamie Westbrook (2B)	Dillon Wilson
11.	35 - May 12	@ Scranton/WB	Jakson Reetz	Batter	▲ 8	Strike (1-1)	No	Strikeout Swinging (1-2)	Matt Bowman (P)	Dillon Wilson
12.	35 - May 12	@ Scranton/WB	Nick Wittgren	Pitcher	▼ 9	Ball (2-1)	No	Walk (3-2)	Jesus Bastidas (SS)	Dillon Wilson
13.	36 - May 13	@ Scranton/WB	Jackson Kowar	Pitcher	▼ 9	Ball (3-2)	No	Walk (3-2)	Billy McKinney (CF)	Raul Moreno
14.	36 - May 13	@ Scranton/WB	Logan Porter	Catcher	▼ 9	Ball (0-0)	No	Home Run (2-2)	Ben Rortvedt (C)	Raul Moreno
15.	37 - May 14	@ Scranton/WB	Jakson Reetz	Catcher	▼ 3	Ball (3-2)	No	Walk (3-2)	Andres Chaparro (3B)	Robert Nunez
16.	37 - May 14	@ Scranton/WB	Jakson Reetz	Catcher	▼ 5	Ball (3-2)	No	Walk (3-2)	Elijah Dunham (LF)	Robert Nunez
17.	37 - May 14	@ Scranton/WB	Jakson Reetz	Catcher	▼ 7	Ball (2-2)	YES	Strikeout Looking (2-2)	Franchy Cordero (RF)	Robert Nunez
18.	37 - May 14	@ Scranton/WB	Jakson Reetz	Catcher	▲ 8	Ball (1-1)	No	Single (1-1)	Estevan Florial (CF)	Robert Nunez
19.	41 - May 19	vs. Toledo	Daniel Mengden	Pitcher	▲ 2	Ball (1-0)	No	Flyout, F8 (2-0)	Corey Joyce (SS)	John Bacon
20.	42 - May 20	vs. Toledo	Jakson Reetz	Batter	▲ 2	Ball (2-2)	YES	Strikeout Looking (2-2)	Donny Sands (C)	Jhonatan Biarreta
21.	42 - May 20	vs. Toledo	Jakson Reetz	Catcher	▲ 3	Ball (1-1)	YES	Groundout, 5-3 (1-2)	Justin-Henry Malloy (3B)	Jhonatan Biarreta
22.	42 - May 20	vs. Toledo	Jakson Reetz	Batter	▲ 3	Strike (2-2)	No	Strikeout Looking (2-2)	Reese Olson (P)	Jhonatan Biarreta
23.	42 - May 20	vs. Toledo	Jakson Reetz	Catcher	▲ 6	Ball (2-0)	No	RBI Walk (3-2)	Justin-Henry Malloy (3B)	Jhonatan Biarreta
24.	42 - May 20	vs. Toledo	Jakson Reetz	Catcher	▲ 6	Ball (3-0)	YES	RBI Walk (3-2)	Justin-Henry Malloy (3B)	Jhonatan Biarreta
25.	42 - May 20	vs. Toledo	Jakson Reetz	Catcher	▲ 7	Ball (0-0)	No	Single (3-1)	Andre Lipcius (LF)	Jhonatan Biarreta
26.	43 - May 21	vs. Toledo	Jakson Reetz	Catcher	▲ 2	Ball (0-1)	YES	Walk (3-2)	Donny Sands (C)	Kelvis Velez
27.	43 - May 21	vs. Toledo	Angelo Castellano	Batter	▼ 4	Strike (0-1)	YES	Flyout, F8 (2-2)	Ashton Goudeau (P)	Kelvis Velez
28.	43 - May 21	vs. Toledo	Jakson Reetz	Catcher	▲ 5	Ball (0-0)	YES	Hit By Pitch (1-2)	Donny Sands (C)	Kelvis Velez
29.	43 - May 21	vs. Toledo	Brewer Hicklen	Batter	▲ 5	Strike (1-0)	YES	Lineout, L7 (2-1)	Seth Elledge (P)	Kelvis Velez
30.	43 - May 21	vs. Toledo	Jakson Reetz	Catcher	▲ 6	Ball (1-1)	No	Lineout, L6 (2-2)	Justin-Henry Malloy (DH)	Kelvis Velez
31.	43 - May 21	vs. Toledo	Dairon Blanco	Batter	▼ 6	Strike (3-2)	YES	Walk (3-2)	Seth Elledge (P)	Kelvis Velez
32.	43 - May 21	vs. Toledo	Drew Waters	Batter	▼ 6	Strike (0-2)	YES	Double (1-2)	Seth Elledge (P)	Kelvis Velez
33.	43 - May 21	vs. Toledo	Logan Porter	Batter	▼ 6	Strike (1-1)	YES	Walk (3-2)	Braden Bristo (P)	Kelvis Velez
34.	43 - May 21	vs. Toledo	Jakson Reetz	Catcher	▲ 9	Ball (1-0)	YES	Double Play, 5-4-3 (2-2)	Donny Sands (C)	Kelvis Velez
35.	47 - May 26	@ St. Paul	Jakson Reetz	Catcher	▼ 4	Ball (0-1)	No	Lineout, L5 (1-1)	Chris Williams (DH)	Derek Thomas
36.	47 - May 26	@ St. Paul	Jakson Reetz	Catcher	▼ 6	Ball (3-1)	YES	Strikeout Swinging (3-2)	Chris Williams (DH)	Derek Thomas
37.	47 - May 26	@ St. Paul	Jakson Reetz	Catcher	▼ 6	Ball (0-0)	YES	Groundout, 1-3 (0-1)	Andrew Bechtold (3B)	Derek Thomas
38.	47 - May 26	@ St. Paul	Jakson Reetz	Catcher	▼ 8	Ball (2-2)	No	Double (2-0)	Herman Perez (LF)	Derek Thomas
39.	47 - May 26	@ St. Paul	Jakson Reetz	Catcher	▼ 8	Ball (1-0)	No	Double (2-0)	Andrew Stevenson (CF)	Darius Ghani
40.	48 - May 27	@ St. Paul	Logan Porter	Catcher	▼ 4	Ball (1-2)	No	Flyout, F6 (2-2)	Andrew Stevenson (CF)	Darius Ghani
41.	48 - May 27	@ St. Paul	Jonah Dipoto	Pitcher	▼ 5	Ball (1-0)	YES	Strikeout Swinging (2-2)	Andrew Bechtold (2B)	Darius Ghani
42.	48 - May 27	@ St. Paul	Logan Porter	Catcher	▼ 8	Ball (0-0)	No	Fliedler's Choice, 6-4 (1-1)	Andrew Stevenson (CF)	Darius Ghani
43.	49 - May 28	@ St. Paul	Jakson Reetz	Catcher	▼ 3	Ball (0-0)	No	Single (2-2)	Jair Camargo (DH)	Mike Rains
44.	49 - May 28	@ St. Paul	Jakson Reetz	Catcher	▼ 5	Ball (0-0)	YES	Strikeout Swinging (0-2)	Alex De Gotti (2B)	Mike Rains
45.	49 - May 28	@ St. Paul	Tyler Gentry	Batter	▼ 7	Strike (1-2)	No	Strikeout Looking (1-2)	Josh Winder (P)	Mike Rains
46.	49 - May 28	@ St. Paul	Jakson Reetz	Catcher	▼ 7	Ball (1-1)	No	Walk (3-2)	Ryan LaMarre (RF)	Mike Rains
47.	53 - June 2	vs. Memphis	Tucker Bradley	Batter	▼ 5	Strike (1-2)	No	Walk (3-2)	Andrew Suarez (P)	Paul Clemons
48.	53 - June 2	vs. Memphis	Brewer Hicklen	Batter	▼ 5	Strike (1-1)	No	Strikeout Swinging (1-2)	Jake Walsh (P)	Paul Clemons
49.	54 - June 3	vs. Memphis	Jakson Reetz	Catcher	▼ 1	Ball (1-0)	No	Single (2-0)	Daylor Motter (1B)	Cody Clark
50.	54 - June 3	vs. Memphis	Samad Taylor	Batter	▼ 6	Strike (0-1)	No	Strikeout Swinging (0-2)	Zack Thompson (P)	Cody Clark
51.	54 - June 3	vs. Memphis	Jakson Reetz	Catcher	▲ 7	Ball (2-2)	No	Strikeout Looking (3-2)	Aaron Antonini (DH)	Cody Clark
52.	55 - June 4	vs. Memphis	CJ Alexander	Batter	▲ 9	Strike (0-0)	No	Double Play, 6-4-3 (2-2)	Grant Black (P)	Mark Bass
53.	55 - June 4	vs. Memphis	Logan Porter	Catcher	▲ 6	Ball (0-0)	YES	Groundout, 6-3 (2-2)	Juniel Querecuto (CF)	Mark Bass
54.	55 - June 4	vs. Memphis	Jonah Dipoto	Pitcher	▲ 9	Ball (2-2)	No	RBI Walk (3-2)	Erol Robinson (3B)	Mark Bass
55.	59 - June 9	@ Indianapolis	Logan Porter	Batter	▲ 3	Strike (0-0)	YES	Flyout, F9 (2-1)	Kent Emanuel (P)	Lew Williams III
56.	59 - June 9	@ Indianapolis	Jakson Reetz	Catcher	▼ 7	Ball (0-1)	YES	Strikeout Swinging (0-2)	Nick Gonzales (2B)	Lew Williams III
57.	59 - June 9	@ Indianapolis	Jakson Reetz	Catcher	▼ 9	Ball (0-0)	YES	Strikeout Swinging (0-2)	Ryan Vilade (CF)	Lew Williams III
58.	59 - June 9	@ Indianapolis	Jakson Reetz	Catcher	▼ 9	Ball (0-0)	No	Fliedler's Choice, 5-4 (1-0)	Henry Davis (RF)	Lew Williams III
59.	60 - June 10	@ Indianapolis	Samad Taylor	Batter	▲ 3	Strike (2-1)	No	Walk (3-2)	Ryan Borucki (P)	Sam Burch
60.	60 - June 10	@ Indianapolis	Brewer Hicklen	Batter	▲ 4	Strike (1-1)	No	Strikeout Swinging (1-2)	Ryan Borucki (P)	Sam Burch
61.	60 - June 10	@ Indianapolis	Jakson Reetz	Batter	▲ 7	Strike (0-2)	YES	Groundout, 6-3 (2-2)	Tyler Chatwood (P)	Sam Burch
62.	60 - June 10	@ Indianapolis	Jakson Reetz	Catcher	▼ 7	Ball (3-2)	No	Walk (3-2)	Chris Owens (SS)	Sam Burch
63.	64 - June 16	vs. Columbus	Jose Briceño	Catcher	▲ 6	Ball (2-2)	No	Double Play, 4-6-3 (3-2)	Zack Collins (C)	Dexter Kelley
64.	65 - June 17	vs. Columbus	Adeiny Hechavarria	Batter	▼ 4	Strike (3-1)	YES	Walk (3-1)	Luis Oviedo (P)	Luis Hernandez
65.	65 - June 17	vs. Columbus	Logan Porter	Catcher	▲ 6	Ball (1-0)	No	Home Run (2-1)	Oscar Gonzalez (LF)	Luis Hernandez
66.	65 - June 17	vs. Columbus	Jose Briceño	Batter	▼ 6	Strike (1-2)	No	Strikeout Looking (1-2)	Michael Kelly (P)	Luis Hernandez
67.	65 - June 17	vs. Columbus	Logan Porter	Catcher	▲ 7	Ball (1-1)	YES	Single (1-2)	George Valera (RF)	Luis Hernandez
68.	66 - June 18	vs. Columbus	James McArthur	Pitcher	▲ 1	Ball (0-1)	No	Single (3-2)	Oscar Gonzalez (LF)	Jose Matamoros
69.	66 - June 18	vs. Columbus	Jose Briceño	Catcher	▲ 1	Ball (0-0)	No	Walk (3-0)	George Valera (RF)	Jose Matamoros
70.	66 - June 18	vs. Columbus	Jose Briceño	Catcher	▲ 8	Ball (1-0)	YES	Groundout, 4-3 (2-2)	Jhonkensy Noel (1B)	Jose Matamoros

### ABS CHALLENGES BY PLAYER

HITTERS - 41% (9-FOR-22)	TOTAL CHALLENGES	SUCCESSFUL CHALLENGES	SUCCESS RATE (%)
CJ Alexander	1	0	0%
Dairon Blanco	2	1	50%
Tucker Bradley	1	0	0%
Jose Briceño	1	0	0%
Angelo Castellano	1	1	100%
Maikel Garcia	1	0	0%
Tyler Gentry	1	0	0%
Adeiny Hechavarria	1	1	100%
Brewer Hicklen	4	2	50%
Logan Porter	3	2	67%
Jakson Reetz	3	1	33%
Samad Taylor	2	1	50%
Drew Waters	1	1	100%

CATCHERS - 38% (16-FOR-42)	TOTAL CHALLENGES	SUCCESSFUL CHALLENGES	SUCCESS RATE (%)
Jose Briceño	3	1	33%
Logan Porter	7	2	29%
Jakson Reetz	32	13	41%

PITCHERS - 17% (1-FOR-6)	TOTAL CHALLENGES	SUCCESSFUL CHALLENGES	SUCCESS RATE (%)
Jonah Dipoto	2	1	50%
Jackson Kowar	1	0	0%
James McArthur	1	0	0%
Daniel Mengden	1	0	0%
Nick Wittgren	1	0	0%

### ABS CHALLENGES BY GAME

DATE	TOTAL	SUCCESSFUL	SUCCESS RATE (%)	DATE	TOTAL	SUCCESSFUL	SUCCESS RATE (%)
April 28	2	0	0%	June 2	2	0	0%
May 5	2	0	0%	June 3	3	0	0%
May 6	0	0	-	June 4	3	1	33%
May 7	4	1	25%	June 9	4	3	75%
May 12	4	2	50%	June 10	4	1	25%
May 13	2	0	0%	June 16	1	0	0%
May 14	4	1	25%	June 17	4	2	50%
May 19	1	0	0%	June 18	3	1	33%
May 20	6	3	50%				
May 21	9	7	78%				
May 26	5	2	40%				
May 27	3	1	33%				
May 28	4	1	25%				

### ABS CHALLENGES BY COUNT

COUNT	TOTAL CHALLENGES	SUCCESSFUL CHALLENGES	SUCCESS RATE (%)
0-0 Count	14	4	29%
0-1 Count	8	4	50%
0-2 Count	2	2	100%
1-0 Count	10	4	40%
1-1 Count	9	4	44%
1-2 Count	4	0	0%
2-0 Count	1	0	0%
2-1 Count	3	1	33%
2-2 Count	7	2	29%
3-0 Count	1	1	100%
3-1 Count	2	2	100%
3-2 Count	9	2	22%

### ABS CHALLENGES BY INNING

INNING	CHALLENGES	SUCCESSFUL CHALLENGES	SUCCESS RATE (%)
1st Inning	1	0	0%
2nd Inning	4	2	50%
3rd Inning	8	3	38%
4th Inning	7	2	29%
5th Inning	9	4	44%
6th Inning	14	7	50%
7th Inning	10	5	50%
8th Inning	7	1	14%
9th Inning	10	2	20%
Extras	0	-	-



## PITCHING

vs. Left-Handed Starter	12-10
vs. Right-Handed Starter	22-22
WITH Left-Handed Starter	15-13
WITH Right-Handed Starter	19-19

0-4 strikeouts	1-1
5-9 strikeouts	19-20
10+ strikeouts	14-11

0 runs of support	0-11
1-4 runs of support	22-18
5-9 runs of support	10-4
10+ runs of support	2-0

## SCORING

1-Run Games	6-7
2-Run Games	8-4
3-4-Run Games	9-9
5+ Run Games	11-12

Extra Innings	2-1
Shutouts	1-1
Doubleheaders	

Scoring 0-2 Runs	1-12
3-5 Runs	6-13
6-9 Runs	17-6
10+ Runs	10-1

Opponent 0-2 Runs	12-0
3-5 Runs	11-8
6-9 Runs	11-17
10+ Runs	0-7

Scored in 1st Inning	16-9
Opponent scored in 1st	15-12
Scores first	18-13
Opponent scores first	16-19

## HITTING

Omaha 0-5 hits	3-8
6-9 hits	7-15
10+ hits	24-9

Opponent 0-5 hits	4-2
6-9 hits	19-9
10+ hits	11-21

Out-hit opponent	23-8
Out-hit by opponent	8-22
Hits are tied	3-2

Hit 0 home runs	7-13
1 home run	13-13
2 home runs	6-4
3+ home runs	8-2

Opponent hit 0 home runs	4-6
1 home run	12-10
2 home runs	7-7
3+ home runs	1-9

Leave 0-5 runners on base	8-11
6-9 on base	20-16
10+ on base	6-5

Opponent leaves 0-5 runners on base	4-6
6-9 on base	16-20
10+ on base	14-6

Steals 0 bases	7-12
1 base	3-4
2 bases	9-9
3+ bases	15-7

Opponent steals 0 bases	12-14
1 base	13-12
2 bases	8-4
3+ bases	2-4

## FIELDING

Made 0 errors	22-10
1 error	7-14
2 errors	3-5
3+ errors	2-3

Opponent made 0 errors	14-13
1 error	9-13
2 errors	6-5
3+ errors	4-1

## LONGEST WIN STREAK

LONGEST LOSING STREAK	5 Games
LONGEST HOME WINNING STREAK	6 Games
LONGEST HOME LOSING STREAK	3 Games (3x)
LONGEST ROAD WINNING STREAK	5 Games (2x)
LONGEST ROAD LOSING STREAK	2 Games (5x)
LARGEST MARGIN OF VICTORY	11 Runs
LARGEST MARGIN OF DEFEAT	13 Runs (2x)
LONGEST GAME, INNINGS	11 Innings
LONGEST GAME, TIME	3:23
LONGEST 9-INNING GAME, TIME	3:16
SHORTEST 9-INNING GAME, TIME	2:14 (2x)
SHORTEST GAME, TIME	2:14 (2x)
LARGEST COMEBACK WIN	6 Runs, After 4th
LARGEST MARGIN OF LEAD SURRENDERED (LOSS)	5 Runs, After 7th
MOST ERRORS, TEAM	3 (3x)
MOST ERRORS, PLAYER	3, Angelo Castellano
LARGEST CROWD, HOME	6,882
LARGEST CROWD, ROAD	9,833
WARMEST FIRST PITCH	88 Degrees
COLDEST FIRST PITCH	35 Degrees

## TEAM HIGHS

11 Games *	June 6 - June 18
5 Games	April 18 - April 22
6 Games	June 13 - June 18
3 Games (3x)	Last: June 13 - June 15
5 Games (2x)	Last: June 6 - June 10
2 Games (5x)	Last: May 27 - May 28
11 Runs	4/1 @ Indianapolis (12-1 Win)
13 Runs (2x)	Last: 5/27 @ St. Paul (14-1 Loss)
11 Innings	5/11 @ Scranton/Wilkes-Barre (4-3 Win)
3:23	6/2 vs. Memphis (10-9 Win, 10 Innings)
3:16	4/14 @ Iowa (11-8 Win)
2:14 (2x)	Last: 5/5 vs. Louisville (6-2 Win)
2:14 (2x)	Last: 5/5 vs. Louisville (6-2 Win)
6 Runs, After 4th	5/6 vs. Louisville (11-9 Win)
5 Runs, After 7th	6/4 vs. Memphis (6-5 Loss)
3 (3x)	Last: 4/23 vs. Gwinnett (5-3 Win)
3, Angelo Castellano	5/27 @ St. Paul (14-1 Loss)
6,882	5/20 vs. Toledo (4-1 Loss)
9,833	4/29 @ Nashville (6-5 Loss, 10 Innings)
88 Degrees	6/3 vs. Memphis (4-2 Loss)
35 Degrees	4/5 vs. Toledo (7-6 Loss)

## OFFENSIVE HIGHS

16	5/17 vs. Toledo (16-8 Win)
10, 5th Inning	6/8 @ Indianapolis (15-7 Win)
5 (2x)	Last: 4th-8th Innings, 5/17 vs. Toledo (16-8 Win)
2	5/20 vs. Toledo (4-1 Loss)
18	5/17 vs. Toledo (16-8 Win)
7	5/17 vs. Toledo (16-8 Win)
1 (11x)	Last: 6/15 vs. Columbus (4-2 Win)
4 (3x)	Last: 5/21 vs. Toledo (8-6 Win)
10	5/17 vs. Toledo (16-8 Win)
15	5/17 vs. Toledo (16-8 Win)
15	5/16 vs. Toledo (9-2 Loss)
34	5/17 vs. Toledo (16-8 Win)
11 (2x)	Last: 6/8 @ Indianapolis (15-7 Win)
16	5/20 vs. Toledo (4-1 Loss)
4	4/13 @ Iowa (14-1 Loss)
7	5/26 @ St. Paul (6-4 Win)
4	5/6 vs. Louisville (11-9 Win)

## INDIVIDUAL OFFENSIVE HIGHS

3 (11x)	Last: Nate Eaton, 6/17 vs. Columbus (13-4 Win)
4 (8x)	Last: John Rave, 6/18 vs. Columbus (6-4 Win)
2 (9x)	Last: Logan Porter, 6/16 vs. Columbus (4-1 Win)
1 (11x)	Last: John Rave, 6/15 vs. Columbus (4-2 Win)
2 (4x)	Last: Nate Eaton, 6/17 vs. Columbus (13-4 Win)
6, Freddy Fermin	4/8 vs. Toledo (13-8 Win)
3 (12x)	Last: Angelo Castellano, 6/17 vs. Columbus (13-4 Win)
4 (3x)	Last: Samad Taylor, 5/31 vs. Memphis (9-4 Loss)
4 (2x)	Last: Dairon Blanco, 5/25 @ St. Paul (8-6 Loss)
2 (2x)	Last: Dairon Blanco, 5/25 @ St. Paul (8-6 Loss)

## PITCHING HIGHS

14 (3x)	Last: 5/27 @ St. Paul (14-1 Loss)
9, 7th Inning	5/28 @ St. Paul (10-6 Loss)
3	5/18 vs. Toledo (9-0 Win)
18	5/9 @ Scranton/Wilkes-Barre (14-2 Loss)
3	4/18 vs. Gwinnett (4-1 Loss)
15	5/11 @ Scranton/Wilkes-Barre (4-3 Win, 11 Innings)
1 (5x)	Last: 6/15 vs. Columbus (4-2 Win)
11	6/1 vs. Memphis (12-6 Loss)
6 (2x)	Last: 5/31 vs. Memphis (9-4 Loss)

## INDIVIDUAL PITCHING HIGHS

11, Jonathan Heasley	4/13 @ Iowa (14-1 Loss)
11, Jonathan Heasley	4/13 @ Iowa (14-1 Loss)
1 (4x)	Last: Drew Parrish (4.0 IP), 5/20 vs. Toledo (4-1 Loss)
11, Jonathan Heasley	5/21 vs. Toledo (8-6 Win)
5 (2x)	Last: Austin Cox, 5/31 vs. Memphis (9-4 Loss)
8 (3x)	Last: Max Castillo, 6/9 @ Indianapolis (6-2 Loss)
4	Jonathan Heasley, 6/7 @ Indianapolis (9-7 Win)
5 (2x)	Last: Jonathan Heasley, 6/18 vs. Columbus (6-4 Win)
2 (3x)	Last: James McArthur, 5/20 vs. Toledo (4-1 Loss)
7.0, Jonathan Heasley	4/19 vs. Gwinnett (6-2 Loss)
104, Jonathan Heasley	4/25 @ Nashville (8-3 Loss)
4.1, Jonathan Heasley	6/18 vs. Columbus (6-4 Win)
78, Jonathan Heasley	6/18 vs. Columbus (6-4 Win)

^ Indicates All-Time Storm Chasers Record Tied

\* Indicates All-Time Storm Chasers Record Set

# STATCAST LEADERS

LONGEST MEASURED HOMER DISTANCE (TOP 5)			HIGHEST BATTED BALL EXIT VELOCITY (TOP 5)			HIGHEST PITCH VELOCITY (TOP 5)			HIGHEST PITCH SPIN RATE (TOP 5)		
Player	Distance (Pitcher)	Date	Player	Exit Velo (Batted Ball Type)	Date	Player	Pitch Velo (Pitch Result)	Date	Player	Spin Rate (Pitch Type)	Date
Tyler Gentry	471 (2-Run off Connor Thomas)	5/30 vs. MEM	CJ Alexander	115.3 (Double vs. Reese Olson)	4/7 vs. TOL	Will Klein	100.2 (Zack Collins, Strikeout)	6/14 vs. COL	Josh Dye	3,329 (81.2MPH Changeup vs. Joe Hudson)	4/21 vs. GWN
Dairon Blanco	455 (Solo off Simeon Woods Richardson)	5/23 @ STP	Drew Waters	111.8 (Double vs. Sam Clay)	5/19 vs. TOL	Jackson Kowar	99.3 (Justin Dean, Ball)	4/18 vs. GWN	Jon Heasley	3,090 (93.8MPH 45-Fastball vs. Abraham Toro)	4/30 @ NAS
Brewer Hicklen	443 (3-Run off Miguel Diaz)	5/18 vs. TOL	Brewer Hicklen	111.7 (Single vs. Kent Emanuel)	6/9 @ IND	Will Klein	99.1 (Brayan Rocchio, Foul Ball)	6/14 vs. COL	Josh Staumont	3,058 (81.0MPH Curveball vs. Miguel Andujar)	3/31 @ IND
Nick Loftin	433 (3-Run off Brent Headrick)	5/24 @ STP	Brewer Hicklen	110.6 (Lineout vs. Cody Bolton)	6/10 @ IND	Josh Staumont	99.1 (Jermaine Palacios, Strikeout)	4/9 vs. TOL	Jonah Dipoto	3,010 (80.5MPH Curveball vs. Kramer Robertson)	5/31 vs. MEM
Freddy Fermin	431 3-Run off Hunter Stratton)	6/10 @ IND	Brewer Hicklen	110.4 (Double vs. Robert Gasser)	4/30 @ NAS	Jackson Kowar	99.0 (Justin Dean, Walk)	4/18 vs. GWN	Jonah Dipoto	3,008 (80.8MPH Slider vs. Masyn Winn)	5/31 vs. MEM



## THE LAST TIME OMAHA...

THREW A PERFECT GAME.....  
THREW A 9-INNING NO-HITTER.....6/20/1988 vs. Columbus (Luis Aquino, 2-0 win)  
THREW A 7-INNING NO-HITTER.....7/13/1990 @ Iowa [G1] (Gene Walter, 3-0 win)  
THREW A COMBINED NO-HITTER.....4/17/1997 vs. Oklahoma City (Jim Converse and Allen McMill, 2-0 win)

THREW A COMBINED 1-HITTER (9 Innings).....8/26/2019 vs. Nashville (5-0 Win)  
Pitchers: Arnaldo Hernandez (8.0 IP), Gabe Speier (1.0 IP)  
THREW A COMBINED 1-HITTER (7 Innings).....  
THREW A COMBINED 2-HITTER (9 Innings).....6/12/2022 vs. Lehigh Valley (10-0 Win)  
Pitchers: Zack Grelenke (5.0 IP), Andrés Núñez (1.0 IP), Marcelo Martinez (2.0 IP) & Brad Peacock (1.0 IP)  
THREW A COMBINED 2-HITTER (7 Innings).....  
GOT NO-HIT (9 INNINGS).....June 7, 2017 vs. Nashville (4-0 Loss)  
Pitchers: Chris Smith, Sean Doolittle, Tucker Healy and Simon Castro,

GOT NO-HIT (LESS THAN 9 INNINGS).....  
GOT 1-HIT.....8/15/2021 vs. Iowa (10-0 Loss)  
GOT 2-HIT.....5/20/2023 vs. Toledo (4-1 Loss)

THREW A COMBINED 9-INNING SHUTOUT.....5/18/2023 vs. Toledo (9-0 Win)  
Pitchers: Austin Cox (5.0 IP), Evan Sisk (1.0 IP), Dylan Coleman (1.0 IP), Collin Snider (1.0 IP), Nick Wittgren (1.0 IP)  
THREW SHUTOUTS IN 3 STRAIGHT GAMES.....8/7/2018 vs. Salt Lake and 8/9 and 8/10/2018 @ Round Rock (5-0, 9-0, 2-0)  
THREW BACK-TO-BACK SHUTOUTS.....8/9 and 8/10/2018 @ Round Rock (9-0 Win & 2-0 Win)  
GOT SHUT OUT (9 INNINGS).....4/26/2023 @ Nashville (5-0 Loss)  
GOT SHUT OUT IN BACK-TO-BACK GAMES.....7/23 and 7/24/2022 vs. Iowa (10-0 Loss, 7-0 Loss)  
GOT SHUT OUT IN 3 STRAIGHT GAMES.....N/A (Since 2005)  
GOT SHUT OUT (LESS THAN 9 INNINGS).....5/28, 2022 @ Louisville [G2] (3-0 Loss)

HAD A 11-GAME WINNING STREAK.....June 6 to June 18, 2023  
HAD A 10-GAME WINNING STREAK.....June 5 to June 16, 2012  
HAD A 9-GAME WINNING STREAK.....May 22 to June 1, 2021  
HAD A 8-GAME WINNING STREAK.....May 23 to May 30, 2010  
HAD A 7-GAME WINNING STREAK.....July 21 to July 26, 2015  
HAD A 6-GAME WINNING STREAK.....August 25 to August 31, 2021

LOST 10 GAMES IN A ROW.....August 6 to August 16, 2006  
LOST 8 GAMES IN A ROW.....June 6 to June 14, 2016  
LOST 7 GAMES IN A ROW.....April 20 to April 28, 2019  
LOST 6 GAMES IN A ROW.....May 4 to May 9, 2018

STRUCK OUT 19+ OPPOSING HITTERS.....5/6/2021 vs. St. Paul (19)  
STRUCK OUT 17+ OPPOSING HITTERS.....5/6/2021 vs. St. Paul (19)  
STRUCK OUT 15+ OPPOSING HITTERS.....5/11/2023 @ Scranton/Wilkes-Barre (15)  
STRUCK OUT 10+ OPPOSING HITTERS.....6/14/2023 vs. Columbus (11)

SCORED 20+ RUNS IN ONE GAME.....7/4/2022 vs. Toledo (20)  
SCORED 15+ RUNS IN ONE GAME.....6/8/2023 @ Indianapolis (15)  
SCORED 10+ RUNS IN ONE GAME.....6/17/2023 vs. Columbus (13)  
ALLOWED 20+ RUNS IN ONE GAME.....9/11/2021 @ St. Paul (21)  
ALLOWED 15+ RUNS IN ONE GAME.....9/11/2022 vs. Indianapolis (19)  
ALLOWED 10+ RUNS IN ONE GAME.....6/1/2023 vs. Memphis (12)

HAD 27+ HITS IN ONE GAME.....7/4/2022 vs. Toledo (27)  
HAD 25+ HITS IN ONE GAME.....7/4/2022 vs. Toledo (27)  
HAD 20+ HITS IN ONE GAME.....7/4/2022 vs. Toledo (27)  
HAD 15+ HITS IN ONE GAME.....6/17/2023 vs. Columbus (15)  
HAD 10+ HITS IN ONE GAME.....6/18/2023 vs. Columbus (13)  
ALLOWED 22+ HITS IN ONE GAME.....8/2/2019 @ Reno (23)  
ALLOWED 20+ HITS IN ONE GAME.....8/2/2019 @ Reno (23)  
ALLOWED 15+ HITS IN ONE GAME.....5/27/2023 @ St. Paul (16)  
ALLOWED 10+ HITS IN ONE GAME.....6/7/2023 @ Indianapolis (10)

WALKED 14+ TIMES IN ONE GAME.....4/14/2022 vs. Louisville (14)  
WALKED 10+ TIMES IN ONE GAME.....6/10/2023 @ Indianapolis (10)  
WALKED 8+ TIMES IN ONE GAME.....6/17/2023 vs. Columbus (9)  
ALLOWED 13+ WALKS IN ONE GAME.....5/8/2007 vs. Sacramento (13)  
ALLOWED 10+ WALKS IN ONE GAME.....6/10/2023 @ Indianapolis (10)  
ALLOWED 8+ WALKS IN ONE GAME.....6/10/2023 @ Indianapolis (10)

HIT 9+ HOME RUNS IN A GAME.....7/3/2022 vs. Toledo (9)  
HIT 7+ HOME RUNS IN A GAME.....7/3/2022 vs. Toledo (9)  
HIT 5+ HOME RUNS IN A GAME.....7/3/2022 vs. Toledo (9)  
HIT 3+ HOME RUNS IN A GAME.....6/14/2023 vs. Columbus (3)  
ALLOWED 7+ HOME RUNS IN A GAME.....9/5/2021 vs. Toledo (7)  
ALLOWED 5+ HOME RUNS IN A GAME.....5/31/2023 vs. Memphis (6)  
ALLOWED 3+ HOME RUNS IN A GAME.....6/1/2023 vs. Memphis (3)

HAD 2 PLAYERS HIT 2 HOME RUNS IN A GAME.....Nate Eaton & Roman Quinn, 7/4/2022 vs. Toledo (20-6 win)  
HIT BACK-TO-BACK HOME RUNS.....4/5/2023 vs. Toledo, 6th inning (7-6 loss)  
Tyler Gentry (3-run) & Logan Porter (solo)  
HIT 3 STRAIGHT HOME RUNS.....5/21/2021 @ Iowa, 9th Inning (9-8 loss)  
Anderson Miller (2-run), Sebastian Rivero (solo), Gabriel Cancel (solo)

SCORED 10+ RUNS IN AN INNING.....10 Runs, 5th Inning - 6/8/2023 @ Indianapolis (15-7 win)  
SCORED 7+ RUNS IN AN INNING.....7 Runs, 4th Inning - 6/17/2023 vs. Columbus (13-4 win)  
SCORED 5+ RUNS IN AN INNING.....7 Runs, 4th Inning - 6/17/2023 vs. Columbus (13-4 win)  
SCORED 5+ RUNS IN AN EXTRA INNING.....6 Runs, 11th Inning - 8/3/2021 @ Columbus (11-7 win)  
ALLOWED 10+ RUNS IN AN INNING.....10 Runs, 6th Inning - 7/16/2012 vs. Oklahoma City (16-6 loss)  
ALLOWED 7+ RUNS IN AN INNING.....7 Runs, 4th Inning - 6/2/2023 vs. Memphis (10-9 win)  
ALLOWED 5+ RUNS IN AN INNING.....7 Runs, 4th Inning - 6/2/2023 vs. Memphis (10-9 win)  
ALLOWED 5+ RUNS IN AN EXTRA INNING.....6 Runs, 12th Inning - 7/7/2017 vs. Colorado Springs (8-4 loss)

WON A GAME BY 15+ RUNS.....14 Runs - 7/4/2023 vs. Toledo (20-6 win)  
WON A GAME BY 10+ RUNS.....11 Runs - 4/1/2023 vs. Indianapolis (12-1 win)  
LOST A GAME BY 15+ RUNS.....16 Runs - 9/11/2022 vs. Indianapolis, (19-3 loss)  
LOST A GAME BY 10+ RUNS.....14 Runs - 5/27/2023 @ St. Paul (14-1 loss)

SCORED 12+ RUNS IN CONSECUTIVE GAMES.....9/25/2021 and 9/26/2021 vs. Indianapolis (12-3 Win & 17-12 loss)  
SCORED 10+ RUNS IN CONSECUTIVE GAMES.....6/26/2022 vs. Columbus & 6/28/2022 @ St. Paul (17-4 Win, 11-2 win)  
SCORED JUST ONE RUN WITHOUT AN RBI.....5/4/2019 vs. Iowa (6-1 loss)  
SCORED MULTIPLE RUNS WITHOUT AN RBI.....4/30/2018 @ Iowa (10-3 loss)  
SCORED MORE RUNS THAT RECORDED HITS.....6/14/2023 vs. Columbus (6-1 win, 6 runs on 5 hits)

TURNED 6 DOUBLE PLAYS IN ONE GAME.....8/25/08 vs. New Orleans  
TURNED 5 DOUBLE PLAYS IN ONE GAME.....4/1/2023 @ Indianapolis  
TURNED 4 DOUBLE PLAYS IN ONE GAME.....5/9/2023 @ Scranton/Wilkes-Barre  
TURNED 3+ DOUBLE PLAYS IN ONE GAME.....6/16/2023 vs. Columbus (3)  
TURNED A TRIPLE PLAY.....5/13/1992 @ Denver, 1st Inning (3-2 win)  
5-4-3 (Fielders: Sean Berry to Stu Cole to Jeff Conine | Batter: Jim Tatum)

HIT INTO A TRIPLE PLAY.....4/17/2015 vs. New Orleans, Cheslor Cuthbert, 1st Inning (5-3 loss)  
.....5-3-4-6-5-3 (Fielders: Derek Dietrich to Justin Bour to Scott Sizemore to Miguel Rojas to Dietrich to Bour)

COMMITTED 6 ERRORS.....5/10/2012 @ Sacramento  
COMMITTED 5 ERRORS.....4/16/2006 @ Memphis  
COMMITTED 4 ERRORS.....6/29/2022 @ St. Paul  
COMMITTED 3+ ERRORS.....5/27/2023 @ St. Paul (3)

EVERY STORM CHASER IN THE STARTING LINEUP HAD A HIT.....6/8/2023 @ Indianapolis  
EVERY STORM CHASER IN THE STARTING LINEUP SCORED A RUN.....6/17/2023 vs. Columbus  
EVERY STORM CHASER IN THE STARTING LINEUP HAD A HIT AND SCORED A RUN.....  
LINEUP BATTED AROUND TWICE IN ONE GAME.....3rd and 4th Innings - 6/17/2023 vs. Columbus

WON ON THE LAST AT-BAT OF THE GAME (WALK-OFF WIN).....6/2/2023 vs. Memphis (10-9 Win, 10 innings)  
LOST ON THE LAST AT-BAT OF THE GAME (WALK-OFF LOSS).....5/24/2023 @ St. Paul (6-5 Loss, 9 innings)  
PLAYED BACK-TO-BACK EXTRA-INNING GAMES.....7/2 and 7/3/2019 @ Round Rock (7-6 Loss & 9-8 Loss, both 10 innings)

WON BOTH GAMES OF A DOUBLEHEADER.....8/22/2022 vs. Scranton/Wilkes-Barre (9-4 Win & 12-10 Win)  
PITCHED SHUTOUTS IN BOTH GAMES OF A DOUBLEHEADER.....N/A (Since 2005)  
LOST BOTH GAMES OF A DOUBLEHEADER.....8/29/2018 vs. Colorado Springs (3-2 Loss & 7-0 Loss)  
SHUT OUT IN BOTH GAMES OF A DOUBLEHEADER.....6/2/2013 vs. Memphis (7-0 Loss, 5-0 Loss)

OPPOSING HITTER HAD A 3-HOMER GAME.....Christian Encarnacion-Strand, 5/4/2023 vs. Louisville  
OPPOSING HITTER HIT FOR THE A CYCLE.....Matt McClain, 5/4/2023 vs. Louisville

## THE LAST TIME AN OMAHA HITTER...

HAD 6 HITS IN ONE GAME.....Matt Diaz, 7/27/2005 @ Portland  
HAD 5 HITS IN ONE GAME.....Dairon Blanco, 9/15/2022 @ Columbus  
HAD 4 HITS IN ONE GAME.....John Rave, 6/18/2023 vs. Columbus  
HAD 3 HITS IN ONE GAME.....Brewer Hicklen, 6/18/2023 vs. Columbus

HIT 3 HOME RUNS IN ONE GAME.....Ryan McBroome, 6/13/2021 @ St. Paul  
HAD 2 HOME RUNS IN ONE GAME.....Nate Eaton, 6/17/2023 vs. Columbus  
HIT 2 TRIPLES IN ONE GAME.....Angel Franco, 5/6/2016 @ Iowa  
HAD 4 DOUBLES IN ONE GAME.....Jordan Parraz, 5/18/2010 @ Las Vegas  
HIT 3 DOUBLES IN ONE GAME.....Dairon Blanco, 9/15/2022 @ Columbus  
HIT 2 DOUBLES IN ONE GAME.....Logan Porter, 6/16/2023 vs. Columbus  
HIT 2 SACRIFICE FLIES IN ONE GAME.....Samad Taylor, 4/30/2023 @ Nashville

HIT A GRAND SLAM.....Brent Rooker, 9/26/2022 @ St. Paul  
HIT AN INSIDE-THE PARK HOME RUN.....John Rave, 6/18/2023 vs. Columbus  
LED OFF A HOME GAME WITH A HOME RUN.....Nate Eaton, 6/17/2023 vs. Columbus  
LED OFF A ROAD GAME WITH A HOME RUN.....Drew Waters, 8/16/2022 @ Louisville  
HIT A PINCH-HIT HOME RUN.....Elier Hernández, 5/22/2019 vs. Iowa  
HIT A WALK-OFF HOME RUN.....Nate Eaton, 5/31/2022 vs. Indianapolis  
HIT A WALK-OFF GRAND SLAM.....Jimmy Goveas, 5/7/2022 vs. Columbus  
HIT A WALK-OFF PINCH-HIT HOME RUN.....Chad Santos, 8/23/2005 vs. New Orleans  
HIT FOR THE CYCLE.....Jimmy Paredes, 5/12/2014 vs. New Orleans

HAD 11 RBI IN ONE GAME.....Mike Moustakas, 8/30/2010 vs. Round Rock  
HAD 9 RBI IN ONE GAME.....Brett Eibner, 4/9/2014 vs. Memphis  
HAD 8 RBI IN ONE GAME.....Jimmy Paredes, 5/12/2014 vs. New Orleans  
HAD 7 RBI IN ONE GAME.....Brett Hayes, 4/14/2013 vs. Nashville  
HAD 6 RBI IN ONE GAME.....Freddy Fermin, 4/8/2023 vs. Toledo  
HAD 5 RBI IN ONE GAME.....Tyler Gentry, 6/8/2023 @ Indianapolis  
HAD 4 RBI IN ONE GAME.....Tyler Gentry, 6/10/2023 @ Indianapolis

SCORED 5 RUNS IN ONE GAME.....Brett Eibner, 5/12/2014 vs. New Orleans  
SCORED 4 RUNS IN ONE GAME.....Maikel Garcia, 9/15/2022 @ Columbus  
SCORED 3 RUNS IN ONE GAME.....Nate Eaton, 6/17/2023 vs. Columbus

WALKED 4 TIMES IN ONE GAME.....MJ Melendez, 8/22/2022 vs. Columbus  
WALKED 3 TIMES IN ONE GAME.....Angelo Castellano, 6/17/2023 vs. Columbus

STOLE 4 BASES IN ONE GAME.....Dairon Blanco, 5/25/2023 @ St. Paul  
STOLE 3 BASES IN ONE GAME.....Dairon Blanco, 6/10/2023 @ Indianapolis  
STOLE 2 BASES IN ONE GAME.....Samad Taylor, 6/14/2023 vs. Columbus

STRUCK OUT 5 TIMES IN ONE GAME.....Drew Waters, 8/10/2022 @ Toledo  
STRUCK OUT 4 TIMES IN ONE GAME.....Samad Taylor, 5/31/2023 vs. Memphis  
STRUCK OUT 3 TIMES IN ONE GAME.....Nate Eaton, 6/18/2023 vs. Columbus

REACHED BASE 6 TIMES IN ONE GAME.....Nicky Lopez, 7/27/2018 @ Fresno  
REACHED BASE 5 TIMES IN ONE GAME.....Samad Taylor, 9/10/2023 @ Indianapolis  
REACHED BASE 4 TIMES IN ONE GAME.....John Rave, 6/18/2023 vs. Columbus

REACHED BASE IN EVERY TRIP TO THE PLATE (6 PA).....Brett Eibner, 4/9/2014 vs. Memphis  
REACHED BASE IN EVERY TRIP TO THE PLATE (5 PA).....Dairon Blanco, 5/25/2023 @ St. Paul  
REACHED BASE IN EVERY TRIP TO THE PLATE (4 PA).....John Rave, 6/18/2023 vs. Columbus  
REACHED BASE IN EVERY TRIP TO THE PLATE (3 PA).....Angelo Castellano, 6/16/2023 vs. Columbus

HAD 2 HOME RUNS IN THE SAME INNING.....Brett Eibner: 5th Inning, 5/12/2015 vs. Memphis  
HAD 2 DOUBLES IN THE SAME INNING.....Clay Dungan: 6th Inning, 6/26/2022 vs. Columbus  
HAD 2 HITS IN THE SAME INNING.....Matt Beatty: 4th Inning, 6/17/2023 vs. Columbus  
HAD 2 WALKS IN THE SAME INNING.....Samad Taylor: 5th Inning, 6/8/2023 @ Indianapolis  
REACHED 2 TIMES IN THE SAME INNING.....Matt Beatty, 6/17/2023 vs. Columbus  
SCORED 2 RUNS IN THE SAME INNING.....Dairon Blanco & Samad Taylor: 5th Inning, 6/8/2023 @ Indianapolis

HIT HOME RUNS IN 6 STRAIGHT GAMES.....Steve Sisco, June 13 to June 21, 1998  
HIT HOME RUNS IN 5 STRAIGHT GAMES.....Cory Aldridge, July 27 to August 8, 2009  
HIT HOME RUNS IN 4 STRAIGHT GAMES.....Nick Pratto, August 19 to August 22, 2021  
HIT HOME RUNS IN 3 STRAIGHT GAMES.....Brent Rooker, September 23 to September 26, 2022  
HIT HOME RUNS IN BACK-TO-BACK GAMES.....CJ Alexander, June 7 and 8, 2023  
HIT HOME RUNS IN BOTH GAMES OF A DOUBLEHEADER.....Nick Pratto, 4/7/2022 @ Indianapolis  
HIT HOME RUNS FROM BOTH SIDES OF THE PLATE, GAME.....Tim Raines Jr., 8/20/2009 @ Tacoma  
HIT HOME RUN IN FIRST OMAHA AT-BAT.....Jakson Reetz, 8/28/2022 vs. Scranton/WB [G1]

HAD 2+ HITS IN 7 STRAIGHT GAMES.....Johnny Giavotella, August 3 to August 14, 2014  
HAD 2+ HITS IN 6 STRAIGHT GAMES.....Dairon Blanco, September 10 to September 17, 2022  
HAD 2+ HITS IN 5 STRAIGHT GAMES.....MJ Melendez, September 25 to October 2, 2021

HAD A 20+ GAME HITTING STREAK.....Frank Schwindel, 20 Games: July 22 to August 13, 2018  
HAD A 18+ GAME HITTING STREAK.....Frank Schwindel, 20 Games: July 22 to August 13, 2018  
HAD A 16+ GAME HITTING STREAK.....Frank Schwindel, 20 Games: July 22 to August 13, 2018  
HAD A 14+ GAME HITTING STREAK.....Dairon Blanco, 15 Games: May 15 to July 10, 2022  
HAD A 12+ GAME HITTING STREAK.....Nick Loftin, 12 Games: May 16 to May 30, 2023

HAD A 40+ GAME REACHED BASE STREAK.....Shane Costa, 46 Games: April 14 to August 8, 2007  
HAD A 35+ GAME REACHED BASE STREAK.....Alex Gordon, 39 Games: May 9 to June 19, 2010  
HAD A 30+ GAME REACHED BASE STREAK.....Freddy Fermin, 33 Games: August 3 to September 15, 2022  
HAD A 25+ GAME REACHED BASE STREAK.....Freddy Fermin, 33 Games: August 3 to September 15, 2022  
HAD A 20+ GAME REACHED BASE STREAK.....Dairon Blanco, 21 Games: May 13 to June 10, 2023

## THE LAST TIME AN OMAHA PITCHER...

THREW A 1-HITTER (9 Innings).....Luis Mendoza, 7/18/2011 @ Memphis  
THREW A 1-HITTER (7 Innings).....Jeff Suppan, 6/21/2011 @ Nashville  
THREW A 2-HITTER (9 Innings).....Arnaldo Hernandez, 7/21/2018 vs. Round Rock [G1]  
THREW A 2-HITTER (7 Innings).....

THREW A 9-INNING COMPLETE GAME SHUTOUT.....Luis Mendoza, 7/18/2011 @ Memphis  
THREW A 7-INNING COMPLETE GAME SHUTOUT.....Jake Kalish, 7/2/2018 vs. Nashville [G1]  
THREW A 5-INNING COMPLETE GAME SHUTOUT.....Anthony Lerew, 8/31/2010 vs. Round Rock

THREW A 9-INNING COMPLETE GAME.....Arnaldo Hernandez, 8/15/2018 vs. Oklahoma City  
THREW AN 8-INNING COMPLETE GAME.....John Lannan, 6/16/2016 @ Oklahoma City  
THREW A 7-INNING COMPLETE GAME.....Austin Cox, 8/28/2022 vs. Scranton/WB [G1]  
THREW A 6-INNING COMPLETE GAME.....Matt Wright, 8/8/2008 @ Nashville [G2]  
THREW A 5-INNING COMPLETE GAME.....Trevor Oaks, 6/8/2018 vs. Salt Lake

STRUCK OUT 12 IN A GAME.....Jakob Junis, 5/26/2017 @ Nashville  
STRUCK OUT 11 IN A GAME.....John Lamb, 7/9/2014 vs. Iowa  
STRUCK OUT 10 IN A GAME.....Jackson Kowar, 7/3/2021 @ St. Paul

WALKED 7 IN A GAME.....Josh Staumont, 5/24/2017 @ Nashville  
WALKED 6 IN A GAME.....Drew Parrish, 6/22/2022 vs. Columbus  
WALKED 5 IN A GAME.....Jonathan Heasley, 6/18/2023 vs. Columbus

ALLOWED 6 HOME RUNS IN A GAME.....Matt Wright, 8/18/2007 vs. Albuquerque  
ALLOWED 5 HOME RUNS IN A GAME.....Austin Cox, 5/31/2023 vs. Memphis  
ALLOWED 4 HOME RUNS IN A GAME.....Jake Kalish, 9/24/2021 vs. Indianapolis  
ALLOWED 3 HOME RUNS IN A GAME.....Marcelo Martinez, 5/3/2023 vs. Louisville  
ALLOWED 2+ HOME RUNS IN A GAME.....Drew Parrish, 6/17/2023 vs. Columbus

THREW 120+ PITCHES IN A GAME.....Brett Tomko, 5/8/2014 @ Round Rock (127)  
THREW 115+ PITCHES IN A GAME.....Luke Farrell, 6/8/2017 vs. Nashville (116)  
THREW 110+ PITCHES IN A GAME.....Christian Binford, 9/3/2017 vs. Iowa (110)  
THREW 100+ PITCHES IN A GAME.....Max Castillo, 6/3/2023 vs. Memphis (100)  
THREW 95+ PITCHES IN A GAME.....Jonathan Heasley, 6/7/2023 @ Indianapolis (97)  
THREW 90+ PITCHES IN A GAME.....Drew Parrish, 6/17/2023 vs. Columbus (91)

THREW A QUALITY START.....Max Castillo, 6/15/2023 vs. Columbus  
WON HIS OMAHA DEBUT.....Alec Marsh, 9/23/2022 vs. Iowa  
THREW A AN IMMACULATE INNING.....Anthony Swarzak, 6/3/2021 vs. Iowa



														STORM CHASERS				OPPONENT			
GM #	MARCH	OPPONENT	SCORE	RECORD	STANDINGS	WIN	LOSS	SAVE	TEMP.	1ST PITCH	TIME	ATT.	HOME ATT.	R	H	E	LO	R	H	E	LO
1.	3/31	@ Indianapolis	W, 8-6	1-0	1st +0.5	C. Snider (1-0)	Y. De Los Santos (0-1)	J. Staumont (1)	66°	7:05 PM	2:54	8,095		8	12	0	14	6	11	2	7
														STORM CHASERS				OPPONENT			
GM #	APRIL	OPPONENT	SCORE	RECORD	STANDINGS	WIN	LOSS	SAVE	TEMP.	1ST PITCH	TIME	ATT.	HOME ATT.	R	H	E	LO	R	H	E	LO
2.	4/1	@ Indianapolis	W, 12-1	2-0	1st +1.0	D. Parrish (1-0)	C. Smith (0-1)	-	42°	1:37 PM	2:26	4,012		12	16	0	11	1	5	2	3
3.	4/2	@ Indianapolis	W, 8-3	3-0	1st +1.0	J. Kowar (1-0)	D. Zamora (0-1)	-	49°	1:36 PM	2:53	4,240		8	12	0	9	3	11	2	10
4.	4/4	TOLEDO	L, 9-2	3-1	2nd -0.5	B. White (1-0)	M. Castillo (0-1)	-	55°	6:42 PM	2:27	3,200	3,200	2	6	0	6	9	12	0	5
5.	4/5	TOLEDO	L, 7-6	3-2	2nd -1.0	T. Holton (1-0)	R. Weiss (0-1)	M. Díaz (2)	35°	12:07 PM	2:40	1,405	4,605	6	8	2	6	7	12	1	9
6.	4/6	TOLEDO	L, 8-5	3-3	3rd -2.0	J. Fry (1-0)	J. Kowar (1-1)	M. Del Pozo (1)	45°	12:06 PM	2:48	1,607	6,212	5	7	1	4	8	10	2	9
7.	4/7	TOLEDO	W, 9-4	4-3	2nd -1.0	J. Heasley (1-0)	R. Olson (0-2)	-	70°	6:35 PM	2:35	1,968	8,180	9	12	0	6	4	9	0	11
8.	4/8	TOLEDO	W, 13-8	5-3	2nd -0.5	M. Martinez (1-0)	M. Lorenzen (0-1)	-	71°	2:05 PM	2:49	2,070	10,250	13	12	3	4	8	13	0	12
9.	4/9	TOLEDO	L, 8-2	5-4	2nd -1.5	T. Holton (2-0)	M. Castillo (0-2)	-	73°	2:11 PM	2:57	2,119	12,369	2	6	3	12	8	13	0	11
10.	4/11	@ Iowa	L, 9-6	5-5	5th -2.5	R. Elias (1-0)	M. Mayers (0-1)	M. Rodriguez (1)	79°	6:38 PM	2:34	3,557		6	10	0	6	9	7	1	6
11.	4/12	@ Iowa	W, 10-6	6-5	5th -1.5	J. Kowar (2-0)	R. Thompson (0-1)	-	77°	12:09 PM	2:26	4,085		10	12	0	5	6	8	0	4
12.	4/13	@ Iowa	L, 14-1	6-6	6th -2.5	N. Neidert (1-1)	J. Heasley (1-1)	-	81°	6:38 PM	2:18	3,647		1	6	1	4	14	15	0	8
13.	4/14	@ Iowa	W, 11-8	7-6	6th -2.0	C. Snider (2-0)	M. Rodriguez (1-1)	N. Wittgren (1)	79°	7:09 PM	3:16	6,257		11	11	2	10	8	11	3	10
	4/15	@ Iowa	PPD/Rain (To be made up April 16)																		
14.	4/16	@ Iowa	Cancelled/Snow																		
15.	4/16	@ Iowa	Cancelled/Snow																		
14.	4/18	GWINNETT	L, 4-1	7-7	5th -3.0	T. Tice (2-0)	J. Kowar (2-2)	Y. Ríos (1)	70°	6:39 PM	2:24	1,703	14,072	1	7	1	8	4	6	0	8
15.	4/19	GWINNETT	L, 6-2	7-8	5th -4.0	B. Burrows (1-0)	J. Heasley (1-2)	-	70°	12:05 PM	2:15	6,641	20,713	2	6	0	5	6	10	0	3
16.	4/20	GWINNETT	L, 9-3	7-9	6th -4.5	B. Moran (1-0)	M. Castillo (0-3)	-	56°	6:37 PM	2:47	2,026	22,739	3	3	1	10	9	10	1	5
17.	4/21	GWINNETT	L, 7-3	7-10	7th -6.0	A. Winans (1-2)	E. Sisk (0-1)	-	44°	6:36 PM	3:01	2,041	24,780	3	9	2	9	7	11	0	8
18.	4/22	GWINNETT	L, 5-2	7-11	6th -7.0	D. Dodd (1-0)	A. Núñez (0-1)	Y. Ríos (2)	42°	2:06 PM	2:27	3,025	27,805	2	4	1	2	5	10	0	10
19.	4/23	GWINNETT	W, 5-3	8-11	6th -6.0	M. Mayers (1-1)	N. Kingham (0-3)	N. Wittgren (2)	49°	2:06 PM	2:23	2,046	29,851	5	12	3	6	3	8	0	9
20.	4/25	@ Nashville	L, 8-3	8-12	6th -7.0	R. Gasser (1-0)	J. Heasley (1-3)	-	67°	6:39 PM	2:14	4,127		3	5	1	3	8	11	0	6
21.	4/26	@ Nashville	L, 5-0	8-13	7th -8.0	C. Boushley (1-1)	M. Castillo (0-4)	-	68°	6:37 PM	2:27	5,455		0	4	0	5	5	11	1	8
22.	4/27	@ Nashville	W, 2-1	9-13	7th -7.0	A. Cox (1-0)	J. Junk (2-1)	N. Wittgren (3)	61°	7:19 PM	2:28 (4:44)	3,507		2	8	0	7	1	6	1	8
23.	4/28	@ Nashville	L, 4-3	9-14	7th -7.0	J. Bukauskas (1-0)	J. Dye (0-1)	-	69°	6:37 PM	2:26	6,707		3	5	1	3	4	7	1	4
24.	4/29	@ Nashville	L, 6-5 (10)	9-15	8th -8.0	L. Erceg (3-0)	E. Sisk (0-2)	-	70°	6:39 PM	2:58	9,833		5	8	0	6	6	13	1	15
25.	4/30	@ Nashville	W, 10-6	10-15	7th -7.0	A. Núñez (1-1)	J. Bukauskas (1-1)	-	61°	3:08 PM	3:00 (7:03)	9,469		10	11	1	9	6	9	3	9
APRIL Hitting Results: .250/.337/.441 (200-for-799), 49 2B, 2 3B, 33 HR, 124 R, 99 BB, 38 SB // APRIL Pitching Results: 9-15, 5.65 ERA (133 ER in 212.0 IP), 3/7 SV, 238 H, 30 HR, 104 BB, 198 K, 1.61 WHIP, .284 AVG																					
GM #	MAY	OPPONENT	SCORE	RECORD	STANDINGS	WIN	LOSS	SAVE	TEMP.	1ST PITCH	TIME	ATT.	HOME ATT.	R	H	E	LO	R	H	E	LO
26.	5/2	LOUISVILLE	L, 10-4	10-16	8th -8.0	A. Abbott (1-0)	M. Castillo (0-5)	-	57°	12:06 PM	2:57	2,024	31,875	4	6	0	10	10	14	2	8
27.	5/3	LOUISVILLE	L, 7-4	10-17	10th -9.0	B. Lively (4-0)	M. Martinez (1-1)	-	60°	11:07 AM	2:20	3,364	35,239	4	10	1	5	7	11	0	7
28.	5/4	LOUISVILLE	L, 12-10	10-18	10th -9.0	R. Wynne (1-1)	D. Parrish (1-1)	-	77°	6:36 PM	2:45	3,333	38,572	10	11	1	9	12	13	4	4
29.	5/5	LOUISVILLE	W, 6-2	11-18	10th -8.0	M. Mayers (2-1)	B. Williamson (1-4)	J. Kowar (1)	63°	6:36 PM	2:14	5,735	44,307	6	5	0	3	2	7	1	7
30.	5/6	LOUISVILLE	W, 11-9	12-18	8th -7.5	E. Sisk (1-2)	J. Kuhnel (0-1)	J. Cuas (1)	78°	6:37 PM	2:57	3,872	48,179	11	12	0	8	9	13	1	6
31.	5/7	LOUISVILLE	L, 4-3	12-19	9th -7.0	Z. Brown (1-1)	B. Kriske (0-1)	A. Busenitz (3)	82°	2:07 PM	2:46	2,469	50,648	3	8	0	7	4	6	0	8
32.	5/9	@ Scranton/WB	L, 14-2	12-20	9th -8.0	M. Spence (3-2)	D. Parrish (1-2)	-	68°	6:06 PM	2:20	3,053		2	4	1	2	14	18	1	7
33.	5/10	@ Scranton/WB	L, 4-3	12-21	10th -8.5	A. McGarity (3-0)	D. Coleman (0-1)	-	60°	11:05 AM	2:41	5,829		3	5	0	9	4	4	1	6
34.	5/11	@ Scranton/WB	W, 4-3 (11)	13-21	9th -8.5	A. Núñez (2-1)	D. Snelten (0-2)	-	76°	6:37 PM	3:02	3,691		4	4	0	6	3	8	2	10
35.	5/12	@ Scranton/WB	W, 3-2	14-21	9th -8.5	D. Lynch (1-0)	R. Vázquez (0-5)	N. Wittgren (4)	79°	6:35 PM	2:22	4,142		3	8	0	5	2	4	1	6
36.	5/13	@ Scranton/WB	L, 8-6	14-22	10th -9.0	A. McGarity (4-0)	B. Kriske (0-2)	-	76°	4:05 PM	2:32	5,027		6	14	0	6	8	10	0	5
37.	5/14	@ Scranton/WB	W, 6-3	15-22	9th -8.0	J. Dipoto (1-0)	D. Snelten (0-3)	N. Wittgren (5)	75°	1:06 PM	3:02	3,058		6	7	0	6	3	9	1	11
38.	5/16	TOLEDO	L, 9-2	15-23	10th -8.0	H. Hembree (4-1)	J. Heasley (1-4)	-	77°	6:36 PM	2:45	2,001	52,649	2	9	1	15	9	12	0	6
39.	5/17	TOLEDO	W, 16-8	16-23	10th -7.5	W. Pennington (1-0)	Z. Logue (1-3)	-	83°	6:37 PM	2:54	2,218	54,867	16	18	0	8	8	14	2	3
40.	5/18	TOLEDO	W, 9-0	17-23	10th -6.5	A. Cox (2-0)	B. Haniffee (0-3)	-	78°	6:37 PM	2:31	3,529	58,396	9	14	0	8	0	3	0	6
41.	5/19	TOLEDO	W, 9-1	18-23	10th -6.0	A. Núñez (3-1)	A. Bernger (1-1)	-	66°	6:36 PM	2:41	5,058	63,454	9	12	1	9	1	6	1	8
42.	5/20	TOLEDO	L, 4-1	18-24	10th -7.5	R. Olson (2-3)	J. McArthur (0-1)	M. Díaz (7)	75°	6:38 PM	2:47	6,882	70,336	1	2	0	8	4	5	1	8
43.	5/21	TOLEDO	W, 8-4	19-24	10th -6.5	N. Wittgren (1-0)	S. Elledge (0-1)	-	81°	5:07 PM	2:50	3,995	74,331	8	12	0	9	4	15	2	11
44.	5/23	@ St. Paul	W, 6-1	20-24	10th -6.5	D. Lynch (2-0)	S. Woods Richardson (0-5)	-	76°	11:09 AM	2:24	7,436		6	10	0	10	1	6	0	7
45.	5/24	@ St. Paul	L, 6-5	20-25	10th -6.5	O. Ortega (2-0)	B. Kriske (0-3)	-	68°	7:08 PM	3:00	4,222		5	11	1	12	6	9	2	9
46.	5/25	@ St. Paul	L, 8-6	20-26	10th -7.5	R. Henriquez (1-0)	A. Núñez (3-2)	P. Murphy (2)	74°	7:09 PM	2:50	7,218		6	10	3	12	8	10	2	6
47.	5/26	@ St. Paul	W, 6-4	21-26	9th -6.5	D. Parrish (2-2)	C. Sadzeck (1-3)	D. Coleman (1)	77°	7:08 PM	2:59	6,080		6	8	1	8	4	8	1	9
48.	5/27	@ St. Paul	L, 14-1	21-27	9th -7.5	R. Dobnak (2-1)	J. Heasley (1-5)	-	80°	7:10 PM	2:51	6,386		1	6	3	8	14	16	1	10
49.	5/28	@ St. Paul	L, 10-6	21-28	10th -8.5	J. Winder (3-1)	J. Kowar (2-3)	-	82°	5:12 PM	2:28	8,640		6	11	2	4	10	9	1	2
50.	5/30	MEMPHIS	W, 7-6	22-28	9th -8.0	A. Veneziano (1-0)	J. Woodford (0-1)	B. Kriske (1)	82°	7:06 PM	2:32	2,352	76,683	7	12	0	6	6	6	3	8
51.	5/31	MEMPHIS	L, 9-4	22-29	10th -8.5	M. McGreevy (4-0)	A. Cox (2-1)	-	84°	7:06 PM	2:37	5,049	81,732	4	9	2	8	9	11	2	8
MAY Hitting Results: .269/.366/.436 (238-for-885), 53 2B, 7 3B, 227 HR, 48 R, 120 BB, 58 SB // MAY Pitching Results: 12-14, 5.61 ERA (162 ER in 229.1 IP), 6/12 SV, 247 H, 46 HR, 126 BB, 235 K, 1.63 WHIP, .278 AVG																					
GM #	JUNE	OPPONENT	SCORE	RECORD	STANDINGS	WIN	LOSS	SAVE	TEMP.	1ST PITCH	TIME	ATT.	HOME ATT.	R	H	E	LO	R	H	E	LO
52.	6/1	MEMPHIS	L, 12-6	22-30	10th -9.0	D. Hudson (2-3)	C. Snider (2-1)	-	70°	7:07 PM	3:12	3,685	85,417	6	9	1	8	12	11	0	9
53.	6/2	MEMPHIS	W, 10-9 (10)	23-30	10th -8.5	J. Dipoto (2-0)	J. Walsh (2-1)	-	76°	7:07 PM	3:23	5,206	90,623	10	13	2	8	9	12	3	10
54.	6/3	MEMPHIS	L, 4-2																		



GM #	JUNE	OPPONENT	SCORE	RECORD	STANDINGS	WIN	LOSS	SAVE	TEMP.	1ST PITCH	TIME	ATT.	HOME ATT.	STORM CHASERS				OPPONENT			
														R	H	E	LO	R	H	E	LO
73.	6/28	IOWA																			
74.	6/29	IOWA																			
75.	6/30	IOWA																			
JUNE Hitting Results: TBD // JUNE Pitching Results: TBD														STORM CHASERS				OPPONENT			
GM #	JULY	OPPONENT	SCORE	RECORD	STANDINGS	WIN	LOSS	SAVE	TEMP.	1ST PITCH	TIME	ATT.	HOME ATT.	STORM CHASERS				OPPONENT			
														R	H	E	LO	R	H	E	LO
76.	7/1	IOWA																			
77.	7/2	IOWA																			
78.	7/3	IOWA																			
79.	7/4	@ Gwinnett																			
80.	7/5	@ Gwinnett																			
81.	7/6	@ Gwinnett																			
82.	7/7	@ Gwinnett																			
83.	7/8	@ Gwinnett																			
84.	7/9	@ Gwinnett																			
85.	7/14	INDIANAPOLIS																			
86.	7/15	INDIANAPOLIS																			
87.	7/16	INDIANAPOLIS																			
88.	7/18	ST. PAUL																			
89.	7/19	ST. PAUL																			
90.	7/20	ST. PAUL																			
91.	7/21	ST. PAUL																			
92.	7/22	ST. PAUL																			
93.	7/23	ST. PAUL																			
94.	7/25	@ Columbus																			
95.	7/26	@ Columbus																			
96.	7/27	@ Columbus																			
97.	7/28	@ Columbus																			
98.	7/29	@ Columbus																			
99.	7/30	@ Columbus																			
JULY Hitting Results: TBD // JULY Pitching Results: TBD														STORM CHASERS				OPPONENT			
GM #	AUGUST	OPPONENT	SCORE	RECORD	STANDINGS	WIN	LOSS	SAVE	TEMP.	1ST PITCH	TIME	ATT.	HOME ATT.	STORM CHASERS				OPPONENT			
														R	H	E	LO	R	H	E	LO
100.	8/1	@ Louisville																			
101.	8/2	@ Louisville																			
102.	8/3	@ Louisville																			
103.	8/4	@ Louisville																			
104.	8/5	@ Louisville																			
105.	8/6	@ Louisville																			
106.	8/8	IOWA																			
107.	8/9	IOWA																			
108.	8/10	IOWA																			
109.	8/11	IOWA																			
110.	8/12	IOWA																			
111.	8/13	IOWA																			
112.	8/15	@ Toledo																			
113.	8/16	@ Toledo																			
114.	8/17	@ Toledo																			
115.	8/18	@ Toledo																			
116.	8/19	@ Toledo																			
117.	8/20	@ Toledo																			
118.	8/22	ST. PAUL																			
119.	8/23	ST. PAUL																			
120.	8/24	ST. PAUL																			
121.	8/25	ST. PAUL																			
122.	8/26	ST. PAUL																			
123.	8/27	ST. PAUL																			
124.	8/29	LOUISVILLE																			
125.	8/30	LOUISVILLE																			
126.	8/31	LOUISVILLE																			
AUGUST Hitting Results: TBD // AUGUST Pitching Results: TBD														STORM CHASERS				OPPONENT			
GM #	SEPTEMBER	OPPONENT	SCORE	RECORD	STANDINGS	WIN	LOSS	SAVE	TEMP.	1ST PITCH	TIME	ATT.	HOME ATT.	STORM CHASERS				OPPONENT			
														R	H	E	LO	R	H	E	LO
127.	9/1	LOUISVILLE																			
128.	9/2	LOUISVILLE																			
129.	9/3	LOUISVILLE																			
130.	9/5	@ Iowa																			
131.	9/6	@ Iowa																			
132.	9/7	@ Iowa																			
133.	9/8	@ Iowa																			
134.	9/9	@ Iowa																			
135.	9/10	@ Iowa																			
136.	9/12	INDIANAPOLIS																			
137.	9/13	INDIANAPOLIS																			
138.	9/14	INDIANAPOLIS																			
139.	9/15	INDIANAPOLIS																			
140.	9/16	INDIANAPOLIS																			
141.	9/17	INDIANAPOLIS																			
142.	9/19	@ Columbus																			
143.	9/20	@ Columbus																			
144.	9/21	@ Columbus																			
145.	9/22	@ Columbus																			
146.	9/23	@ Columbus																			
147.	9/24	@ Columbus																			
SEPTEMBER Hitting Results: TBD // SEPTEMBER Pitching Results: TBD														STORM CHASERS				OPPONENT			
2ND HALF Hitting Results: TBD // 2ND HALF Pitching Results: TBD														STORM CHASERS				OPPONENT			

### LF

Tucker Bradley, 28 (14-14)  
Dairon Blanco, 11 (6-5)  
Samad Taylor, 9 (6-3)  
Brewer Hicklen, 8 (2-6)  
John Rave, 4 (4-0)  
Nick Pratto, 3 (1-2)  
Franmil Reyes, 1 (1-0)  
Tyler Gentry, 1 (0-1)

### CF

Dairon Blanco, 26 (13-13)  
Drew Waters, 12 (7-5)  
Samad Taylor, 11 (2-9)  
Nate Eaton, 6 (3-3)  
Kyle Isbel, 4 (4-0)  
Brewer Hicklen, 4 (2-2)  
John Rave, 2 (2-0)

### RF

Tyler Gentry, 55 (28-27)  
Dairon Blanco, 4 (4-0)  
CJ Alexander, 4 (1-3)  
Nate Eaton, 3 (1-2)

### SS

Angelo Castellano, 36 (15-22)  
Maikel Garcia, 14 (8-6)  
Clay Dungan, 9 (5-4)  
Adeiny Hechavarria, 2 (2-0)  
Jermaine Palacios, 2 (2-0)  
Johan Camargo, 1 (1-0)  
Nicky Lopez, 1 (1-0)

### 2B

Samad Taylor, 38 (21-17)  
Nick Loftin, 9 (1-8)  
Clay Dungan, 8 (6-2)  
Angelo Castellano, 4 (2-2)  
Johan Camargo, 3 (2-1)  
Nate Eaton, 3 (2-1)  
Nicky Lopez, 1 (0-1)

### SP

Jonathan Heasley, 13 (7-6)  
Drew Parrish, 12 (7-5)  
Max Castillo, 9 (2-7)  
Austin Cox, 8 (4-4)  
Mike Mayers, 8 (3-5)  
Anthony Veneziano, 5 (3-2)  
Daniel Lynch, 4 (3-1)  
Daniel Mengden, 3 (3-0)  
Alec Marsh, 1 (1-0)  
James McArthur, 1 (1-0)  
Jackson Kowar, 1 (0-1)  
Marcelo Martinez, 1 (0-1)

### 3B

Nick Loftin, 32 (18-14)  
Maikel Garcia, 10 (2-8)  
Johan Camargo, 8 (5-3)  
Nate Eaton, 5 (2-3)  
Angelo Castellano, 4 (3-1)  
Clay Dungan, 3 (3-0)  
Samad Taylor, 2 (0-2)  
Jermaine Palacios, 1 (1-0)  
Nicky Lopez, 1 (0-1)

### 1B

CJ Alexander, 26 (13-13)  
Logan Porter, 17 (11-6)  
Nick Pratto, 16 (6-10)  
Greyson Jenista, 3 (1-2)  
Matt Beaty, 2 (2-0)  
Johan Camargo, 2 (1-1)

### DH

Brewer Hicklen, 19 (14-5)  
CJ Alexander, 10 (6-4)  
Dairon Blanco, 7 (4-3)  
Tucker Bradley, 5 (4-1)  
Tyler Gentry, 5 (2-3)  
Logan Porter, 4 (1-3)  
Jakson Reetz, 3 (1-2)  
Franmil Reyes, 3 (1-2)  
Nick Loftin, 3 (0-3)  
Johan Camargo, 2 (0-2)  
Freddy Fermin, 2 (0-2)  
Matt Beaty, 1 (1-0)  
Nate Eaton, 1 (0-1)  
Samad Taylor, 1 (0-1)

### C

Logan Porter, 29 (14-15)  
Jakson Reetz, 23 (12-11)  
Freddy Fermin, 12 (6-6)  
José Briceño, 2 (2-0)

1	2	3	4	5	6	7	8	9
Samad Taylor, 42 (17-25) Drew Waters, 12 (7-5) Dairon Blanco, 9 (7-2) Nate Eaton, 2 (2-0) Brewer Hicklen, 1 (1-0)	Maikel Garcia, 24 (10-14) Samad Taylor, 16 (11-5) Nate Eaton, 9 (3-6) Nick Loftin, 7 (3-4) Kyle Isbel, 4 (4-0) Nicky Lopez, 3 (1-2) John Rave, 2 (2-0) CJ Alexander, 1 (0-1)	Tyler Gentry, 52 (25-27) Nick Loftin, 5 (3-2) Nick Pratto, 4 (3-1) Samad Taylor, 3 (1-2) Matt Beaty, 1 (1-0) Nate Eaton, 1 (0-1)	Logan Porter, 19 (9-10) Nick Pratto, 14 (5-9) Tyler Gentry, 9 (5-4) Johan Camargo, 8 (6-2) CJ Alexander, 7 (4-3) Franmil Reyes, 4 (2-2) Nick Loftin, 3 (1-2) Matt Beaty, 1 (1-0) Freddy Fermin, 1 (1-0)	Nick Loftin, 25 (9-16) Logan Porter, 11 (8-3) CJ Alexander, 9 (7-2) Nate Eaton, 5 (2-3) Brewer Hicklen, 4 (3-1) Johan Camargo, 4 (1-3) John Rave, 2 (2-0) Jakson Reetz, 2 (2-0) Dairon Blanco, 1 (0-1) Freddy Fermin, 1 (0-1) Greyson Jenista, 1 (0-1) Nick Pratto, 1 (0-1)	Logan Porter, 16 (6-10) CJ Alexander, 15 (6-9) Brewer Hicklen, 9 (6-3) Jakson Reetz, 8 (3-5) Dairon Blanco, 4 (2-2) Nick Loftin, 4 (2-2) Freddy Fermin, 2 (2-0) Matt Beaty, 1 (1-0) Tucker Bradley, 1 (1-0) José Briceño, 1 (1-0) Clay Dungan, 1 (1-0) Nate Eaton, 1 (1-0) Greyson Jenista, 1 (1-0) John Rave, 1 (1-0) Johan Camargo, 1 (0-1)	Dairon Blanco, 17 (9-8) Jakson Reetz, 11 (6-5) Brewer Hicklen, 10 (4-6) Freddy Fermin, 10 (3-7) CJ Alexander, 5 (3-2) Logan Porter, 4 (2-2) Clay Dungan, 3 (3-0) Tucker Bradley, 1 (1-0) Nate Eaton, 1 (1-0) Adeiny Hechavarria, 1 (1-0) Jermaine Palacios, 1 (1-0) Greyson Jenista, 1 (0-1) Johan Camargo, 1 (0-1)	Dairon Blanco, 15 (7-8) Clay Dungan, 12 (8-4) Tucker Bradley, 12 (6-6) Brewer Hicklen, 7 (3-4) Angelo Castellano, 6 (2-4) Jakson Reetz, 5 (2-3) CJ Alexander, 3 (0-3) Jermaine Palacios, 2 (2-0) José Briceño, 1 (1-0) Johan Camargo, 1 (1-0) Adeiny Hechavarria, 1 (1-0) John Rave, 1 (1-0)	Angelo Castellano, 40 (19-21) Tucker Bradley, 19 (10-9) Clay Dungan, 4 (2-2) Dairon Blanco, 2 (2-0) Brewer Hicklen, 1 (1-0)

PLAYER	GS	POSITION										BATTING ORDER								
		C	1B	2B	3B	SS	LF	CF	RF	OF	DH	1ST	2ND	3RD	4TH	5TH	6TH	7TH	8TH	9TH
Samad Taylor	61			38	2		9	11		20	1	42	16	3						
Tyler Gentry	61						1		55	56	5			52	9					
Logan Porter	51	29	18								4				20	11	16	4		
Dairon Blanco	48						11	26	4	41	7	9				1	4	17	15	2
Angelo Castellano	46			4	5	37													6	40
Nick Loftin	44			9	32						3		7	5	3	25	4			
CJ Alexander	40		26						4	4	10		1		7	9	15	5	3	
Tucker Bradley	33						28			28	5						1	1	12	19
Brewer Hicklen	32						9	4		13	19	1				4	9	10	7	1
Jakson Reetz	26	23									3					2	8	11	5	
Maikel Garcia	24				10	14							24							
Clay Dungan	20			8	3	9											1	3	12	4
Nate Eaton	19			3	5			7	3	10	1	2	9	1		5	1	1		
Nick Pratto	18		15				3			3				4	13	1				
Johan Camargo	15		2	3	7	1					2				8	4	1	1	1	
Freddy Fermin	14	12									2				1	1	2	10		
Drew Waters	12							12		12		12								
John Rave	6						4	2		6			2			2	1		1	
Franmil Reyes	4						1			1	3				4					
Kyle Isbel	4							4		4			4							
Nicky Lopez	3				1	1	1						3							
Greyson Jenista	3		3													1	1	1		
Matt Beaty	3		2								1			1	1		1			
Jermaine Palacios	3				1	2												1	2	
Adeiny Hechavarria	2					2												1	1	
José Briceño	2	2															1		1	

## # OF LINEUP COMBOS

66 Games

65 Unique Lineup Combinations Used

## MOST USED LINEUP (2x)

PLAYER	Pos.
1. Samad Taylor	2B
2. Maikel Garcia	SS
3. Nick Pratto	1B
4. Tyler Gentry	RF
5. Nick Loftin	3B
6. CJ Alexander	DH
7. Freddy Fermin	C
8. Dairon Blanco	CF
9. Tucker Bradley	LF

## STORM CHASERS POSITION PRODUCTION

	AVG	AB	H	TB	2B	3B	HR	RBI	BB	SO	OBP	SLG	OPS	SAC	SF	HBP	GIDP
C	.272	239	65	109	17	0	9	31	34	70	.371	.456	.827	0	2	5	6
1B	.235	260	61	123	13	2	15	43	26	77	.305	.473	.778	0	4	2	6
2B	.269	249	67	106	11	2	8	41	40	53	.376	.426	.802	1	4	5	5
3B	.302	252	76	126	17	0	11	51	39	39	.392	.500	.892	0	4	1	12
SS	.242	231	56	83	12	0	5	36	36	57	.342	.359	.701	0	2	0	2
LF	.270	226	61	97	14	2	6	39	37	64	.380	.429	.809	1	5	6	10
CF	.326	258	84	135	22	4	7	32	28	56	.409	.523	.932	2	2	10	13
RF	.239	259	62	104	16	1	8	42	35	67	.341	.402	.743	0	4	7	5
DH	.278	245	68	115	17	0	10	41	33	72	.369	.469	.838	2	1	3	5

## STORM CHASERS BATTING ORDER PRODUCTION

	AVG	AB	H	TB	2B	3B	HR	RBI	BB	SO	OBP	SLG	OPS	SAC	SF	HBP	GIDP
1st	.327	275	90	143	18	4	9	42	33	59	.403	.520	.923	1	5	5	8
2nd	.269	260	70	113	23	1	6	48	42	59	.369	.435	.804	1	5	2	9
3rd	.251	255	64	104	15	2	7	51	40	62	.366	.408	.774	0	5	9	7
4th	.245	265	65	119	13	1	13	36	27	70	.314	.449	.763	0	5	2	8
5th	.272	261	71	121	14	0	12	45	24	60	.340	.464	.804	0	2	4	9
6th	.296	247	73	136	19	1	14	35	27	68	.369	.551	.920	0	2	3	6
7th	.229	231	53	90	14	1	7	34	34	63	.342	.390	.732	1	1	6	8
8th	.275	207	57	83	11	0	5	25	51	61	.434	.401	.835	1	1	8	2
9th	.256	227	58	91	13	1	6	42	30	57	.340	.401	.741	2	2	0	7

## OUTFIELD ASSIST LOG (18)

#	OUTFIELDER	Pos.	GAME	INNING	BASE	PITCHER	BATTER	RUNNER OUT	PLAY
1.	Tucker Bradley	LF	4/4 vs. Toledo	▲ 6	3rd	Brooks Kriske	Akil Baddoo	Akil Baddoo	Baddoo 3-RBI double, out at 3rd (7-6-5)
2.	Tyler Gentry	RF	4/14 @ Iowa	▼ 5	Home	Andrés Núñez	Matt Mervis	Christopher Morel	Mervis double, Morel out at home (9-4-2)
3.	Dairon Blanco	CF	4/19 vs. Gwinnett	▲ 3	2nd	Jonathan Heasley	Hendrik Clementina	Hendrik Clementina	Clementina RBI single, out at 2nd (8-4)
4.	Samad Taylor	CF	4/26 @ Nashville	▼ 5	2nd	Max Castillo	Andruw Monasterio	Andruw Monasterio	Monasterio single, out at 2nd (8-5-3-5)
5.	Nate Eaton	CF	4/27 @ Nashville	▼ 1	Home	Austin Cox	Keston Hiura	Andruw Monasterio	Hiura single, Monasterio out at home (8-2)
6.	Dairon Blanco	LF	4/28 @ Nashville	▼ 8	2nd	Jackson Kowar	Keston Hiura	Keston Hiura	Hiura 2-RBI single, out at 2nd (7-2-4)
7.	Brewer Hicklen	LF	5/2 vs. Louisville	▲ 5	2nd	Max Castillo	Matt McLain	Matt McLain	McLain 2-RBI single, out at 2nd (7-5-4-3-5)
8.	Dairon Blanco	CF	5/5 vs. Louisville	▲ 4	Home	Mike Mayers	Nick Martini	Will Benson	Martini flies out to CF, Benson out at home (8-2)
9.	Franmil Reyes	RF	5/6 vs. Louisville	▲ 6	2nd	Collin Snider	Matt McLain	Matt McLain	McLain RBI double, out at 2nd (7-6-4-5)
10.	Tyler Gentry	RF	5/11 @ Scranton/WB	▼ 9	Home	Nick Wittgren	Billy McKinney	Michael Hermosillo	McKinney RBI single, Hermosillo out at home (9-5-2)
11.	Drew Waters	CF	5/20 vs. Toledo	▲ 6	3rd	Walter Pennington	Parker Meadows	Jermaine Palacios	Meadows sacrifice fly DP Palacios out at 3rd (9-1-5)
12.	Tucker Bradley	LF	5/25 @ St. Paul	▼ 5	2nd	Jackson Kowar	Chris Williams	Chris Williams	Williams RBI single, out at 2nd (7-5-3-4-3)
13.	Dairon Blanco	RF	5/26 @ St. Paul	▼ 3	2nd	Drew Parrish	Andrew Stevenson	Tony Wolters	Stevenson flies into a double play, Wolters out at 2nd (9-6)
14.	Tyler Gentry	RF	5/27 @ St. Paul	▼ 1	3rd	Jonathan Heasley	Jose Miranda	Andrew Stevenson	Miranda lines into a double play, Stevenson out at 3rd (9-1-5)
15.	Tyler Gentry	RF	5/28 @ St. Paul	▼ 3	Home	Max Castillo	Jose Miranda	Alex De Goti	Miranda lines into a double play, De Goti out at 3rd (9-2)
16.	Brewer Hicklen	LF	5/28 @ St. Paul	▼ 7	Home	Jackson Kowar	Jose Miranda	Andrew Stevenson	Miranda RBI single, Stevenson scores, Reetz Error (7-2)
17.	Nate Eaton	RF	6/4 vs. Memphis	▲ 9	2nd	Jonah Dipoto	Juniel Querecuto	Juniel Querecuto	Querecuto RBI single, out at 2nd (9-6)
18.	Brewer Hicklen	CF	6/8 @ Indianapolis	▼ 5	2nd	Drew Parrish	Henry Davis	Henry Davis	Davis single, out at 2nd (8-4)

## BY PLAYER

	LF	1
DAIRON BLANCO (4)	CF	2
	RF	1
TYLER GENTRY (4)	RF	4
BREWER HICKLEN (3)	LF	2
	CF	1
TUCKER BRADLEY (2)	LF	2
NATE EATON (2)	CF	1
	RF	1
FRANMIL REYES (1)	LF	1
SAMAD TAYLOR (1)	CF	1
DREW WATERS (1)	CF	1





		OPPONENT	RESULT	SP	C	1B	2B	3B	SS	LF	CF	RF	DH
3/31		@ Indianapolis	W, 8-6	Mike Mayers	Freddy Fermin	Nick Pratto	Samad Taylor	Nick Loftin	Maikel Garcia	Tucker Bradley	Dairon Blanco	Tyler Gentry	CJ Alexander
4/1		@ Indianapolis	W, 12-1	Austin Cox	Freddy Fermin	Nick Pratto	Angelo Castellano	Nick Loftin	Maikel Garcia	Tucker Bradley	Dairon Blanco	Samad Taylor	Jakson Reetz
4/2		@ Indianapolis	W, 9-3	Jonathan Heasley	Freddy Fermin	Nick Pratto	Samad Taylor	Nick Loftin	Maikel Garcia	Tucker Bradley	Dairon Blanco	Tyler Gentry	CJ Alexander
4/4		TOLEDO	W, 9-2	Max Castillo	Freddy Fermin	Nick Pratto	Samad Taylor	Nick Loftin	Maikel Garcia	Tucker Bradley	Dairon Blanco	Tyler Gentry	CJ Alexander
4/5		TOLEDO	L, 7-6	Mike Mayers	Jakson Reetz	Logan Porter	Angelo Castellano	Nick Loftin	Maikel Garcia	Dairon Blanco	Samad Taylor	Tyler Gentry	Freddy Fermin
4/6		TOLEDO	L, 8-5	Jackson Kowar	Freddy Fermin	CJ Alexander	Samad Taylor	Nick Loftin	Maikel Garcia	Tucker Bradley	Dairon Blanco	Tyler Gentry	Logan Porter
4/7		TOLEDO	W, 9-4	Jonathan Heasley	Freddy Fermin	Logan Porter	Samad Taylor	Angelo Castellano	Maikel Garcia	Tucker Bradley	Dairon Blanco	Tyler Gentry	Tyler Gentry
4/8		TOLEDO	W, 13-8	Drew Parrish	Freddy Fermin	Maikel Garcia	Samad Taylor	Angelo Castellano	Angelo Castellano	Tucker Bradley	Dairon Blanco	Tyler Gentry	CJ Alexander
4/9		TOLEDO	L, 8-2	Max Castillo	Logan Porter	Nick Pratto	Samad Taylor	Angelo Castellano	Maikel Garcia	Tyler Gentry	Dairon Blanco	CJ Alexander	Jakson Reetz
4/11		@ Iowa	L, 9-6	Mike Mayers	Freddy Fermin	Nick Pratto	Samad Taylor	Nick Loftin	Maikel Garcia	Tucker Bradley	Dairon Blanco	Tyler Gentry	Logan Porter
4/12		@ Iowa	W, 10-6	Austin Cox	Nick Pratto	Nick Loftin	Samad Taylor	Nick Loftin	Maikel Garcia	Tucker Bradley	Dairon Blanco	Tyler Gentry	CJ Alexander
4/13		@ Iowa	L, 16-1	Jonathan Heasley	Freddy Fermin	Nick Pratto	Angelo Castellano	Nick Loftin	Maikel Garcia	Tucker Bradley	Dairon Blanco	Tyler Gentry	Tyler Gentry
4/14		@ Iowa	W, 11-8	Drew Parrish	Freddy Fermin	CJ Alexander	Angelo Castellano	Nick Loftin	Maikel Garcia	Dairon Blanco	Samad Taylor	Tyler Gentry	Logan Porter
4/18		WINNETT	L, 4-1	Mike Mayers	Freddy Fermin	Logan Porter	Nick Loftin	Maikel Garcia	Angelo Castellano	Nick Pratto	Samad Taylor	CJ Alexander	Tyler Gentry
4/19		WINNETT	L, 6-2	Jonathan Heasley	Freddy Fermin	Nick Pratto	Samad Taylor	Nick Loftin	Angelo Castellano	Tucker Bradley	Dairon Blanco	Tyler Gentry	Jakson Reetz
4/20		WINNETT	L, 2-3	Max Castillo	Freddy Fermin	Nick Loftin	Samad Taylor	Maikel Garcia	Angelo Castellano	Dairon Blanco	Samad Taylor	Tyler Gentry	Logan Porter
4/21		WINNETT	L, 7-3	Austin Cox	Jakson Reetz	Nick Pratto	Nick Loftin	Maikel Garcia	Angelo Castellano	Tucker Bradley	Samad Taylor	Tyler Gentry	CJ Alexander
4/22		WINNETT	L, 5-2	Drew Parrish	Logan Porter	CJ Alexander	Samad Taylor	Maikel Garcia	Angelo Castellano	Nick Pratto	Dairon Blanco	Tyler Gentry	Nick Loftin
4/23		WINNETT	W, 5-3	Mike Mayers	Jakson Reetz	Nick Pratto	Nick Loftin	Maikel Garcia	Angelo Castellano	Tucker Bradley	Dairon Blanco	Tyler Gentry	CJ Alexander
4/25		@ Nashville	L, 4-25	Jonathan Heasley	Logan Porter	Nick Pratto	Nick Loftin	Maikel Garcia	Angelo Castellano	Tucker Bradley	Dairon Blanco	Tyler Gentry	Dairon Blanco
4/26		@ Nashville	W, 10-6	Max Castillo	Logan Porter	Nick Pratto	Nick Loftin	Maikel Garcia	Angelo Castellano	Brewer Hicklen	Samad Taylor	Tyler Gentry	CJ Alexander
4/27		@ Nashville	W, 2-1	Austin Cox	Jakson Reetz	CJ Alexander	Samad Taylor	Nick Loftin	Maikel Garcia	Nick Pratto	Nate Eaton	Dairon Blanco	Tyler Gentry
4/28		@ Nashville	L, 3-3	Drew Parrish	Logan Porter	CJ Alexander	Samad Taylor	Nick Loftin	Angelo Castellano	Dairon Blanco	Maikel Garcia	Tyler Gentry	Brewer Hicklen
4/29		@ Nashville	L, 6-5 (10)	Mike Mayers	Jakson Reetz	CJ Alexander	Nick Loftin	Maikel Garcia	Angelo Castellano	Tucker Bradley	Samad Taylor	Nate Eaton	Freddy Fermin
5/1		LOUISVILLE	W, 10-3	Jonathan Heasley	Freddy Fermin	Logan Porter	Samad Taylor	Nick Loftin	Maikel Garcia	Nick Loftin	Nate Eaton	Tyler Gentry	Brewer Hicklen
5/2		LOUISVILLE	L, 10-4	Max Castillo	Jakson Reetz	Logan Porter	Samad Taylor	Nate Eaton	Angelo Castellano	Brewer Hicklen	Dairon Blanco	Nick Loftin	Nick Loftin
5/3		LOUISVILLE	L, 7-4	Marcelo Martinez	Logan Porter	CJ Alexander	Samad Taylor	Nick Loftin	Angelo Castellano	Tucker Bradley	Nate Eaton	Tyler Gentry	Brewer Hicklen
5/4		LOUISVILLE	L, 12-10	Drew Parrish	Logan Porter	CJ Alexander	Samad Taylor	Nick Loftin	Angelo Castellano	Tucker Bradley	Brewer Hicklen	Tyler Gentry	Frammil Reyes
5/5		LOUISVILLE	W, 6-2	Mike Mayers	Jakson Reetz	Logan Porter	Samad Taylor	Nick Loftin	Angelo Castellano	Brewer Hicklen	Dairon Blanco	Tyler Gentry	Frammil Reyes
5/6		LOUISVILLE	W, 11-9	Daniel Mengden	Logan Porter	CJ Alexander	Samad Taylor	Nick Loftin	Angelo Castellano	Frammil Reyes	Dairon Blanco	Tyler Gentry	Tucker Bradley
5/7		LOUISVILLE	L, 4-3	Daniel Lynch	Jakson Reetz	Logan Porter	Samad Taylor	Nick Loftin	Angelo Castellano	Brewer Hicklen	Dairon Blanco	Tyler Gentry	Frammil Reyes
5/9		@ Scranton/WB	L, 14-2	Drew Parrish	Logan Porter	CJ Alexander	Samad Taylor	Nick Loftin	Angelo Castellano	Tucker Bradley	Drew Waters	Tyler Gentry	Brewer Hicklen
5/10		@ Scranton/WB	L, 4-3	Mike Mayers	Logan Porter	CJ Alexander	Samad Taylor	Nick Loftin	Angelo Castellano	Brewer Hicklen	Dairon Blanco	Tyler Gentry	Samad Taylor
5/11		@ Scranton/WB	W, 6-3 (11)	Jonathan Heasley	Logan Porter	CJ Alexander	Samad Taylor	Nick Loftin	Angelo Castellano	Tucker Bradley	Dairon Blanco	Tyler Gentry	Brewer Hicklen
5/12		@ Scranton/WB	W, 3-2	Daniel Lynch	Jakson Reetz	CJ Alexander	Samad Taylor	Clay Dungan	Angelo Castellano	Dairon Blanco	Drew Waters	Tyler Gentry	Tucker Bradley
5/13		@ Scranton/WB	L, 8-6	Austin Cox	Logan Porter	CJ Alexander	Samad Taylor	Nick Loftin	Angelo Castellano	Brewer Hicklen	Drew Waters	Tyler Gentry	Dairon Blanco
5/14		@ Scranton/WB	L, 9-2	Drew Parrish	Jakson Reetz	CJ Alexander	Samad Taylor	Nick Loftin	Clay Dungan	Tucker Bradley	Dairon Blanco	Tyler Gentry	Brewer Hicklen
5/16		TOLEDO	W, 16-8	Jonathan Heasley	Logan Porter	CJ Alexander	Nicky Lopez	Nick Loftin	Angelo Castellano	Samad Taylor	Drew Waters	Tyler Gentry	Johan Camargo
5/17		TOLEDO	W, 9-0	Austin Cox	Logan Porter	CJ Alexander	Samad Taylor	Nick Loftin	Nicky Lopez	Tucker Bradley	Drew Waters	Tyler Gentry	Brewer Hicklen
5/18		TOLEDO	W, 9-1	Daniel Mengden	Logan Porter	CJ Alexander	Clay Dungan	Nick Loftin	Angelo Castellano	Samad Taylor	Drew Waters	Tyler Gentry	Dairon Blanco
5/19		TOLEDO	L, 4-1	Drew Parrish	Jakson Reetz	CJ Alexander	Clay Dungan	Nicky Lopez	Angelo Castellano	Samad Taylor	Drew Waters	Tyler Gentry	Brewer Hicklen
5/20		TOLEDO	W, 8-4	Jonathan Heasley	Jakson Reetz	Logan Porter	Samad Taylor	Nick Loftin	Angelo Castellano	Tucker Bradley	Drew Waters	Tyler Gentry	Brewer Hicklen
5/23		@ St. Paul	W, 6-1	Daniel Lynch	Logan Porter	Greyson Jenista	Clay Dungan	Nick Loftin	Angelo Castellano	Samad Taylor	Drew Waters	Tyler Gentry	Dairon Blanco
5/24		@ St. Paul	L, 8-5	Anthony Veneziano	Jakson Reetz	Logan Porter	Nick Loftin	Sa	Angelo Castellano	Dairon Blanco	Drew Waters	Tyler Gentry	Brewer Hicklen
5/25		@ St. Paul	L, 6-6	Austin Cox	Logan Porter	Greyson Jenista	Nick Loftin	Samad Taylor	Angelo Castellano	Tucker Bradley	Dairon Blanco	Tyler Gentry	Brewer Hicklen
5/26		@ St. Paul	W, 6-4	Drew Parrish	Jakson Reetz	Logan Porter	Clay Dungan	Nick Loftin	Angelo Castellano	Samad Taylor	Nate Eaton	Dairon Blanco	Brewer Hicklen
5/27		@ St. Paul	L, 11-1	Jonathan Heasley	Logan Porter	Greyson Jenista	Samad Taylor	Johan Camargo	Angelo Castellano	Nate Eaton	Samad Taylor	Tyler Gentry	Tucker Bradley
5/28		@ St. Paul	L, 10-6	Max Castillo	Jakson Reetz	CJ Alexander	Johan Camargo	Nick Loftin	Clay Dungan	Brewer Hicklen	Samad Taylor	Tyler Gentry	Nate Eaton
5/30		MEMPHIS	W, 7-6	Anthony Veneziano	Logan Porter	CJ Alexander	Samad Taylor	Nick Loftin	Johan Camargo	Dairon Blanco	Nate Eaton	Tyler Gentry	Brewer Hicklen
5/31		MEMPHIS	L, 9-4	Austin Cox	Logan Porter	Johan Camargo	Samad Taylor	Nate Eaton	Clay Dungan	Tucker Bradley	Dairon Blanco	Tyler Gentry	CJ Alexander
6/1		MEMPHIS	W, 12-6	Jonathan Heasley	Jakson Reetz	CJ Alexander	Nate Eaton	Johan Camargo	Angelo Castellano	Samad Taylor	Brewer Hicklen	Tyler Gentry	Dairon Blanco
6/2		MEMPHIS	W, 10-9 (10)	Drew Parrish	Logan Porter	CJ Alexander	Nate Eaton	Johan Camargo	Clay Dungan	Dairon Blanco	Brewer Hicklen	Tyler Gentry	Logan Porter
6/3		MEMPHIS	L, 4-2	Max Castillo	Jakson Reetz	Logan Porter	Samad Taylor	Nate Eaton	Angelo Castellano	Brewer Hicklen	Dairon Blanco	Tyler Gentry	Johan Camargo
6/4		MEMPHIS	L, 6-5	Anthony Veneziano	Logan Porter	CJ Alexander	Samad Taylor	Johan Camargo	Clay Dungan	Tucker Bradley	Dairon Blanco	Nate Eaton	Tyler Gentry
6/7		@ Indianapolis	W, 4-2	Daniel Mengden	Jakson Reetz	CJ Alexander	Johan Camargo	Nate Eaton	Angelo Castellano	Samad Taylor	Dairon Blanco	Tyler Gentry	Brewer Hicklen
6/8		@ Indianapolis	W, 15-7	Jonathan Heasley	Logan Porter	CJ Alexander	Johan Camargo	Nate Eaton	Angelo Castellano	Samad Taylor	Dairon Blanco	Tyler Gentry	Tucker Bradley
6/9		@ Indianapolis	W, 2-2	Drew Parrish	Logan Porter	CJ Alexander	Samad Taylor	Clay Dungan	Angelo Castellano	Tucker Bradley	Brewer Hicklen	Tyler Gentry	Dairon Blanco
6/10		@ Indianapolis	W, 9-5	Max Castillo	Jakson Reetz	Logan Porter	Samad Taylor	Johan Camargo	Angelo Castellano	Brewer Hicklen	Dairon Blanco	Tyler Gentry	CJ Alexander
6/11		@ Indianapolis	W, 9-3	Anthony Veneziano	Jakson Reetz	CJ Alexander	Samad Taylor	Johan Camargo	Clay Dungan	Tucker Bradley	Dairon Blanco	Tyler Gentry	Brewer Hicklen
6/14		COLUMBUS	W, 6-1	Jonathan Heasley	Logan Porter	CJ Alexander	Samad Taylor	Johan Camargo	Angelo Castellano	John Rave	Kyle Isbel	Tyler Gentry	Brewer Hicklen
6/15		COLUMBUS	W, 4-2	Alec Marsh	Logan Porter	Johan Camargo	Samad Taylor	Clay Dungan	Jermaine Palacios	Tucker Bradley	John Rave	Tyler Gentry	Matt Beatty
6/16		COLUMBUS	W, 4-7	Max Castillo	Logan Porter	Matt Beatty	Samad Taylor	Angelo Castellano	Jermaine Palacios	John Rave	Kyle Isbel	Tyler Gentry	Brewer Hicklen
6/17		COLUMBUS	W, 13-4	Anthony Veneziano	Logan Porter	Jose Briceño	Clay Dungan	Angelo Castellano	Adeniy Hechavaria	John Rave	Kyle Isbel	Tyler Gentry	Brewer Hicklen
6/18		COLUMBUS	W, 6-4	Drew Parrish	Logan Porter	Matt Beatty	Clay Dungan	Angelo Castellano	Adeniy Hechavaria	Tucker Bradley	Nate Eaton	Tyler Gentry	Brewer Hicklen
6/19		COLUMBUS	W, 6-4	James McArthur	Jose Briceño	Logan Porter	Nate Eaton	Jermaine Palacios	Angelo Castellano	John Rave	Kyle Isbel	Tyler Gentry	Brewer Hicklen
6/20		@ Rochester											
6/21		@ Rochester											
6/22		@ Rochester											
6/23		@ Rochester											
6/24		@ Rochester											
6/25		@ Rochester											
6/28		IOWA											
6/29		IOWA											
6/30		IOWA											
7/1		IOWA											
7/2		IOWA											
7/3		IOWA											
7/4		@ Gwinnett											
7/5		@ Gwinnett											
7/6		@ Gwinnett											
7/7		@ Gwinnett											
7/8		@ Gwinnett											
7/9		@ Gwinnett											
7/14		INDIANAPOLIS											
7/15		INDIANAPOLIS											
7/16		INDIANAPOLIS											
7/18		ST. PAUL											
7/19		ST. PAUL											
7/20		ST. PAUL											
7/21		ST. PAUL											
7/22		ST. PAUL											
7/23		ST. PAUL											
7/25		@ Columbus											
7/26		@ Columbus											
7/27		@ Columbus											
7/28		@ Columbus											
7/29		@ Columbus											
7/30		@ Columbus											
8/1		@ Louisville											
8/2		@ Louisville											
8/3		@ Louisville											
8/4		@ Louisville											
8/5		@ Louisville											
8/6		@ Louisville											
8/9		IOWA											
8/10		IOWA											
8/11		IOWA											
8/12		IOWA											
8/13		IOWA											
8/15		@ Toledo											
8/16		@ Toledo											
8/17		@ Toledo											
8/18		@ Toledo											
8/19		@ Toledo											
8/20		@ Toledo											
8/22		ST. PAUL											
8/23		ST. PAUL											
8/24		ST. PAUL											
8/25		ST. PAUL											
8/26		ST. PAUL											
8/27		ST. PAUL											
8/29		LOUISVILLE											
8/30		LOUISVILLE											
8/31		LOUISVILLE											
9/1		LOUISVILLE											
9/2		LOUISVILLE											
9/3		LOUISVILLE											
9/5		@ Iowa											
9/6		@ Iowa											
9/7		@ Iowa											
9/8		@ Iowa											
9/9		@ Iowa											
9/10		@ Iowa											
9/12		INDIANAPOLIS											
9/13		INDIANAPOLIS											



	OPPONENT	RESULT	1	2	3	4	5	6	7	8	9
3/31	@ Indianapolis	W, 8-6	Samad Taylor	Maikel Garcia	Nick Pratto	Tyler Gentry	CJ Alexander	Nick Loftin	Freddy Fermin	Dairon Blanco	Tucker Bradley
4/1	@ Indianapolis	W, 12-1	Samad Taylor	Maikel Garcia	Nick Pratto	Tyler Gentry	Nick Loftin	CJ Alexander	Freddy Fermin	Dairon Blanco	Angelo Castellano
4/2	@ Indianapolis	W, 8-3	Samad Taylor	Maikel Garcia	Nick Pratto	Tyler Gentry	Nick Loftin	CJ Alexander	Freddy Fermin	Dairon Blanco	Tucker Bradley
4/4	TOLEDO	L, 9-2	Samad Taylor	Maikel Garcia	Nick Pratto	Tyler Gentry	Nick Loftin	CJ Alexander	Freddy Fermin	Dairon Blanco	Tucker Bradley
4/5	TOLEDO	L, 7-6	Samad Taylor	Maikel Garcia	Tyler Gentry	Logan Porter	Nick Loftin	Jackson Reetz	Freddy Fermin	Dairon Blanco	Angelo Castellano
4/6	TOLEDO	L, 8-5	Samad Taylor	Maikel Garcia	Tyler Gentry	Logan Porter	Nick Loftin	CJ Alexander	Freddy Fermin	Dairon Blanco	Tucker Bradley
4/7	TOLEDO	W, 9-4	Samad Taylor	Maikel Garcia	Tyler Gentry	Logan Porter	Freddy Fermin	CJ Alexander	Dairon Blanco	Tucker Bradley	Angelo Castellano
4/7	TOLEDO	W, 13-8	Samad Taylor	Maikel Garcia	Nick Pratto	Tyler Gentry	CJ Alexander	Freddy Fermin	Dairon Blanco	Tucker Bradley	Angelo Castellano
4/9	TOLEDO	L, 8-2	Samad Taylor	Maikel Garcia	Tyler Gentry	CJ Alexander	Nick Pratto	Logan Porter	Dairon Blanco	Jackson Reetz	Angelo Castellano
4/11	@ Iowa	L, 9-6	Samad Taylor	Maikel Garcia	Nick Pratto	Tyler Gentry	Nick Loftin	Logan Porter	Freddy Fermin	Dairon Blanco	Tucker Bradley
4/12	@ Iowa	W, 10-6	Samad Taylor	Maikel Garcia	Tyler Gentry	Nick Pratto	Nick Loftin	CJ Alexander	Freddy Fermin	Dairon Blanco	Tucker Bradley
4/13	@ Iowa	L, 14-1	Samad Taylor	Maikel Garcia	Nick Pratto	Tyler Gentry	Nick Loftin	CJ Alexander	Freddy Fermin	Angelo Castellano	Tucker Bradley
4/14	@ Iowa	W, 11-8	Samad Taylor	Maikel Garcia	Tyler Gentry	Logan Porter	Nick Loftin	CJ Alexander	Freddy Fermin	Dairon Blanco	Angelo Castellano
4/18	WINNETT	L, 4-1	Samad Taylor	Maikel Garcia	Tyler Gentry	Nick Pratto	Nick Loftin	Logan Porter	Freddy Fermin	CJ Alexander	Angelo Castellano
4/19	WINNETT	L, 6-2	Samad Taylor	Maikel Garcia	Nick Pratto	Tyler Gentry	Logan Porter	Jackson Reetz	Dairon Blanco	Angelo Castellano	Tucker Bradley
4/20	WINNETT	L, 9-3	Samad Taylor	Maikel Garcia	Tyler Gentry	Nick Pratto	Nick Loftin	Logan Porter	Freddy Fermin	Dairon Blanco	Angelo Castellano
4/21	WINNETT	L, 7-3	Samad Taylor	Maikel Garcia	Tyler Gentry	Nick Pratto	Nick Loftin	CJ Alexander	Jackson Reetz	Tucker Bradley	Angelo Castellano
4/22	WINNETT	L, 5-2	Samad Taylor	Maikel Garcia	Tyler Gentry	Nick Pratto	Nick Loftin	CJ Alexander	Logan Porter	Dairon Blanco	Angelo Castellano
4/23	WINNETT	W, 3-3	Dairon Blanco	Maikel Garcia	Tyler Gentry	Nick Pratto	Nick Loftin	CJ Alexander	Jackson Reetz	Tucker Bradley	Angelo Castellano
4/25	@ Nashville	W, 6-3	Samad Taylor	Maikel Garcia	Tyler Gentry	Nick Pratto	Nick Loftin	Logan Porter	Dairon Blanco	Tucker Bradley	Angelo Castellano
4/26	@ Nashville	W, 6-0	Samad Taylor	Maikel Garcia	Tyler Gentry	Nick Pratto	Nick Loftin	CJ Alexander	Brewer Hicklen	Angelo Castellano	Angelo Castellano
4/27	@ Nashville	W, 2-1	Samad Taylor	Maikel Garcia	Tyler Gentry	Nick Pratto	Nick Loftin	Nate Eaton	CJ Alexander	Jackson Reetz	Dairon Blanco
4/28	@ Nashville	L, 4-3	Samad Taylor	Maikel Garcia	Tyler Gentry	Logan Porter	Nick Loftin	Nate Eaton	Brewer Hicklen	Dairon Blanco	Angelo Castellano
4/29	@ Nashville	L, 6-5 (10)	Samad Taylor	Maikel Garcia	Nate Eaton	Nick Loftin	Freddy Fermin	CJ Alexander	Jackson Reetz	Tucker Bradley	Angelo Castellano
5/1	@ Nashville	W, 10-6	Samad Taylor	Maikel Garcia	Tyler Gentry	Freddy Fermin	Nick Loftin	Logan Porter	Nate Eaton	Brewer Hicklen	Angelo Castellano
5/2	LOUISVILLE	L, 10-4	Samad Taylor	Nate Eaton	Tyler Gentry	Logan Porter	Nick Loftin	Jackson Reetz	Brewer Hicklen	Dairon Blanco	Angelo Castellano
5/3	LOUISVILLE	L, 7-4	Samad Taylor	Nate Eaton	Tyler Gentry	Logan Porter	Nick Loftin	CJ Alexander	Brewer Hicklen	Tucker Bradley	Angelo Castellano
5/4	LOUISVILLE	L, 12-10	Samad Taylor	CJ Alexander	Tyler Gentry	Logan Porter	Nick Loftin	Logan Porter	Brewer Hicklen	Tucker Bradley	Angelo Castellano
5/4	LOUISVILLE	L, 12-10	Samad Taylor	Nick Loftin	Tyler Gentry	Logan Porter	Nick Loftin	CJ Alexander	Brewer Hicklen	Dairon Blanco	Angelo Castellano
5/6	LOUISVILLE	W, 11-9	Samad Taylor	Nick Loftin	Tyler Gentry	Logan Porter	Logan Porter	Brewer Hicklen	Dairon Blanco	Tucker Bradley	Angelo Castellano
5/7	LOUISVILLE	L, 4-3	Samad Taylor	Nick Loftin	Tyler Gentry	Logan Porter	Logan Porter	Jackson Reetz	Dairon Blanco	Brewer Hicklen	Angelo Castellano
5/9	@ Scranton/WB	L, 14-2	Drew Waters	Samad Taylor	Tyler Gentry	Logan Porter	Nick Loftin	CJ Alexander	Brewer Hicklen	Tucker Bradley	Clay Dungan
5/10	@ Scranton/WB	L, 4-3	Samad Taylor	Nick Loftin	Tyler Gentry	Logan Porter	Nick Loftin	CJ Alexander	Jackson Reetz	Dairon Blanco	Angelo Castellano
5/10	@ Scranton/WB	W, 4-3 (11)	Drew Waters	Samad Taylor	Nick Loftin	Logan Porter	Brewer Hicklen	CJ Alexander	Brewer Hicklen	Dairon Blanco	Angelo Castellano
5/12	@ Scranton/WB	W, 3-2	Drew Waters	Samad Taylor	Tyler Gentry	CJ Alexander	Jackson Reetz	Tucker Bradley	Dairon Blanco	Clay Dungan	Angelo Castellano
5/13	@ Scranton/WB	L, 8-6	Drew Waters	Samad Taylor	Tyler Gentry	CJ Alexander	Nick Loftin	CJ Alexander	Brewer Hicklen	Dairon Blanco	Angelo Castellano
5/14	@ Scranton/WB	W, 6-3	Samad Taylor	Nick Loftin	Tyler Gentry	CJ Alexander	Jackson Reetz	Brewer Hicklen	Tucker Bradley	Dairon Blanco	Clay Dungan
5/16	TOLEDO	L, 9-2	Drew Waters	Samad Taylor	Tyler Gentry	Samad Taylor	Johan Camargo	Nick Loftin	Logan Porter	CJ Alexander	Angelo Castellano
5/17	TOLEDO	W, 16-8	Drew Waters	Samad Taylor	Tyler Gentry	Samad Taylor	Johan Camargo	Nick Loftin	Logan Porter	Clay Dungan	Angelo Castellano
5/18	TOLEDO	W, 9-0	Drew Waters	Nicky Lopez	Samad Taylor	Tyler Gentry	CJ Alexander	Nick Loftin	Logan Porter	Brewer Hicklen	Tucker Bradley
5/19	TOLEDO	W, 9-1	Drew Waters	Samad Taylor	Tyler Gentry	CJ Alexander	Nick Loftin	Logan Porter	Dairon Blanco	Clay Dungan	Angelo Castellano
5/20	TOLEDO	W, 9-1	Drew Waters	Nicky Lopez	Samad Taylor	Tyler Gentry	CJ Alexander	Nick Loftin	Jackson Reetz	Clay Dungan	Angelo Castellano
5/21	TOLEDO	W, 9-4	Drew Waters	Samad Taylor	Nick Loftin	Logan Porter	Brewer Hicklen	Jackson Reetz	Dairon Blanco	Tucker Bradley	Angelo Castellano
5/23	@ St. Paul	W, 6-1	Drew Waters	Samad Taylor	Nick Loftin	Tyler Gentry	Logan Porter	Greyson Jenista	Dairon Blanco	Clay Dungan	Angelo Castellano
5/24	@ St. Paul	L, 6-5	Drew Waters	Samad Taylor	Nick Loftin	Tyler Gentry	Logan Porter	Brewer Hicklen	Dairon Blanco	Jackson Reetz	Angelo Castellano
5/25	@ St. Paul	L, 8-6	Samad Taylor	Nick Loftin	Logan Porter	Logan Porter	Greyson Jenista	Dairon Blanco	Brewer Hicklen	Angelo Castellano	Tucker Bradley
5/26	@ St. Paul	W, 6-4	Samad Taylor	Nate Eaton	Nick Loftin	Logan Porter	Brewer Hicklen	Dairon Blanco	Jackson Reetz	Clay Dungan	Angelo Castellano
5/27	@ St. Paul	L, 1-1	Samad Taylor	Nate Eaton	Tyler Gentry	Logan Porter	Johan Camargo	Greyson Jenista	Angelo Castellano	Tucker Bradley	Tucker Bradley
5/28	@ St. Paul	L, 10-6	Samad Taylor	Nate Eaton	Tyler Gentry	Nick Loftin	CJ Alexander	Brewer Hicklen	Johan Camargo	Jackson Reetz	Clay Dungan
5/30	MEMPHIS	W, 7-6	Samad Taylor	Nate Eaton	Tyler Gentry	Nick Loftin	Logan Porter	Dairon Blanco	CJ Alexander	Johan Camargo	Brewer Hicklen
5/31	MEMPHIS	L, 9-4	Samad Taylor	Nate Eaton	Tyler Gentry	CJ Alexander	Johan Camargo	Dairon Blanco	Dairon Blanco	Clay Dungan	Tucker Bradley
6/1	MEMPHIS	L, 12-6	Samad Taylor	Nate Eaton	Tyler Gentry	CJ Alexander	Johan Camargo	Dairon Blanco	Jackson Reetz	Brewer Hicklen	Angelo Castellano
6/2	MEMPHIS	W, 10-9 (10)	Dairon Blanco	Nate Eaton	Tyler Gentry	CJ Alexander	Johan Camargo	Logan Porter	Brewer Hicklen	Clay Dungan	Tucker Bradley
6/3	MEMPHIS	L, 4-2	Dairon Blanco	Samad Taylor	Tyler Gentry	Johan Camargo	Nate Eaton	Logan Porter	Jackson Reetz	Brewer Hicklen	Angelo Castellano
6/4	MEMPHIS	L, 6-5	Dairon Blanco	Samad Taylor	Tyler Gentry	Johan Camargo	Nate Eaton	Logan Porter	CJ Alexander	Clay Dungan	Tucker Bradley
6/7	@ Indianapolis	W, 4-2	Dairon Blanco	Samad Taylor	Tyler Gentry	Johan Camargo	Nate Eaton	Logan Porter	Brewer Hicklen	Jackson Reetz	Angelo Castellano
6/8	@ Indianapolis	W, 9-7	Dairon Blanco	Samad Taylor	Tyler Gentry	Johan Camargo	Nate Eaton	Logan Porter	CJ Alexander	Clay Dungan	Tucker Bradley
6/8	@ Indianapolis	W, 15-7	Dairon Blanco	Samad Taylor	Tyler Gentry	Logan Porter	CJ Alexander	Brewer Hicklen	Clay Dungan	Angelo Castellano	Tucker Bradley
6/9	@ Indianapolis	W, 6-2	Dairon Blanco	Samad Taylor	Tyler Gentry	Johan Camargo	CJ Alexander	Brewer Hicklen	Jackson Reetz	Brewer Hicklen	Angelo Castellano
6/10	@ Indianapolis	W, 9-3	Dairon Blanco	Samad Taylor	Tyler Gentry	Johan Camargo	CJ Alexander	Jackson Reetz	Brewer Hicklen	Clay Dungan	Tucker Bradley
6/11	COLUMBUS	W, 6-5	Dairon Blanco	Kyle Isbel	Tyler Gentry	Johan Camargo	Logan Porter	Brewer Hicklen	Jackson Reetz	John Rave	Angelo Castellano
6/14	COLUMBUS	W, 6-1	Samad Taylor	John Rave	Tyler Gentry	Johan Camargo	Logan Porter	Matt Beatty	Clay Dungan	Jermaine Palacios	Tucker Bradley
6/15	COLUMBUS	W, 4-2	Samad Taylor	Kyle Isbel	Tyler Gentry	Matt Beatty	Logan Porter	John Rave	Brewer Hicklen	Jermaine Palacios	Angelo Castellano
6/16	COLUMBUS	W, 4-1	Brewer Hicklen	Kyle Isbel	Tyler Gentry	Logan Porter	Johan Camargo	Jose Briceño	Clay Dungan	Adeiny Hecavarrria	Angelo Castellano
6/17	COLUMBUS	W, 13-4	Nate Eaton	John Rave	Matt Beatty	Brewer Hicklen	Clay Dungan	Clay Dungan	Adeiny Hecavarrria	Angelo Castellano	Tucker Bradley
6/18	COLUMBUS	W, 6-4	Nate Eaton	Kyle Isbel	Tyler Gentry	Logan Porter	Johan Camargo	Brewer Hicklen	Jermaine Palacios	Jose Briceño	Angelo Castellano
6/20	@ Rochester										
6/21	@ Rochester										
6/22	@ Rochester										
6/23	@ Rochester										
6/24	@ Rochester										
6/25	@ Rochester										
6/28	IOWA										
6/29	IOWA										
6/30	IOWA										
7/1	IOWA										
7/2	IOWA										
7/3	@ Gwinnett										
7/4	@ Gwinnett										
7/5	@ Gwinnett										
7/6	@ Gwinnett										
7/7	@ Gwinnett										
7/8	@ Gwinnett										
7/9	@ Gwinnett										
7/14	INDIANAPOLIS										
7/15	INDIANAPOLIS										
7/16	INDIANAPOLIS										
7/18	ST. PAUL										
7/19	ST. PAUL										
7/20	ST. PAUL										
7/21	ST. PAUL										
7/22	ST. PAUL										
7/23	ST. PAUL										
7/25	@ Columbus										
7/26	@ Columbus										
7/27	@ Columbus										
7/28	@ Columbus										
7/29	@ Columbus										
7/30	@ Columbus										
8/1	@ Louisville										
8/2	@ Louisville										
8/3	@ Louisville										
8/4	@ Louisville										
8/5	@ Louisville										
8/6	@ Louisville										
8/9	IOWA										
8/9	IOWA										
8/10	IOWA										
8/11	IOWA										
8/12	IOWA										
8/13	IOWA										
8/15	@ Toledo										
8/16	@ Toledo										
8/17	@ Toledo										
8/18	@ Toledo										
8/19	@ Toledo										
8/20	@ Toledo										
8/22	ST. PAUL										
8/23	ST. PAUL										
8/24	ST. PAUL										
8/25	ST. PAUL										
8/26	ST. PAUL										
8/27	ST. PAUL										
8/29	LOUISVILLE										
8/30	LOUISVILLE										
8/31	LOUISVILLE										
9/1	LOUISVILLE										
9/2	LOUISVILLE										
9/3	LOUISVILLE										
9/5	@ Iowa										
9/6	@ Iowa										
9/7	@ Iowa										
9/8	@ Iowa										
9/9	@ Iowa										
9/10	@ Iowa										
9/12	INDIANAPOLIS										
9/13	INDIANAPOLIS										
9/14	INDIANAPOLIS										
9/15	INDIANAPOLIS										
9/16	INDIANAPOLIS										
9/17	INDIANAPOLIS										
9/19	@ Columbus										
9/20	@ Columbus										
9/21	@ Columbus										
9/22	@ Columbus										
9/23	@ Columbus										
9/24	@ Columbus										



		OPPONENT	RESULT	IP	H	R	ER	BB	SO	2B	3B	HR	TB	AVG	WHIP	WP	BK	HB	GDP	IBB	TBF	SV	SVO	ERA (SEASON)
3/31		@ Indianapolis	W, 8-6	9.0	11	6	6	2	7	4	0	1	18	.297	1.44	0	0	1	1	0	40	1	1	6.00
4/1		@ Indianapolis	W, 12-1	9.0	5	1	1	1	8	1	0	1	17	.185	0.78	0	0	2	5	0	31	0	0	3.50
4/2		@ Indianapolis	W, 3-1	9.0	11	3	3	5	10	3	0	1	17	.314	1.78	0	0	0	3	0	40	0	0	3.33
4/4		TOLEDO	L, 9-2	9.0	12	9	9	4	8	6	0	3	27	.324	1.78	0	0	0	1	0	41	0	0	4.75
4/5		TOLEDO	L, 7-6	9.0	12	7	6	5	10	3	0	1	18	.316	1.89	1	0	0	2	0	43	0	1	5.00
4/6		TOLEDO	L, 8-5	9.0	10	8	8	8	12	3	0	3	22	.286	2.00	0	0	0	1	0	44	0	0	5.50
4/7		TOLEDO	W, 9-4	9.0	9	4	4	5	8	0	0	1	16	.250	1.56	1	0	1	0	0	42	1	0	5.29
4/8		TOLEDO	W, 13-8	9.0	13	8	7	4	8	2	0	0	15	.317	1.89	0	1	2	1	0	47	0	0	5.50
4/9		TOLEDO	L, 8-2	9.0	13	8	6	4	8	2	0	3	24	.317	1.89	0	0	1	1	0	46	0	0	5.56
4/11		@ Iowa	L, 9-6	8.0	7	9	9	7	10	3	0	2	19	.226	1.75	0	0	1	0	0	39	0	0	5.97
4/12		@ Iowa	W, 10-6	9.0	8	6	6	2	10	2	1	2	18	.235	1.11	0	0	1	1	0	37	0	0	5.37
4/13		@ Iowa	L, 14-1	8.0	15	14	12	4	8	7	0	2	28	.375	2.38	0	0	2	0	0	46	0	0	6.54
4/14		@ Iowa	W, 11-8	9.0	11	8	7	4	14	2	0	2	19	.297	1.67	1	0	2	0	1	45	1	1	6.57
4/18		GWINNETT	L, 4-1	9.0	6	4	4	1	3	0	1	0	8	.207	1.33	2	0	0	0	0	39	0	0	6.39
4/19		GWINNETT	L, 6-2	9.0	10	6	6	1	9	3	0	2	19	.286	1.22	0	0	0	1	0	36	0	0	6.36
4/20		GWINNETT	L, 3-0	9.0	9	6	6	5	7	1	0	1	16	.280	1.67	2	0	0	0	0	41	2	0	6.44
4/21		GWINNETT	L, 7-3	9.0	11	7	4	4	8	4	0	1	18	.297	1.67	4	1	0	2	0	42	0	0	6.20
4/22		GWINNETT	L, 5-2	9.0	10	5	4	5	5	1	0	1	14	.294	1.67	0	0	2	1	0	42	0	0	6.08
4/23		GWINNETT	W, 5-3	9.0	11	8	3	3	3	7	2	0	10	.229	1.22	2	0	0	1	0	39	1	1	6.03
4/25		@ Nashville	L, 6-3	8.0	11	3	2	3	8	1	0	2	21	.333	1.75	0	0	0	0	0	38	0	0	5.65
4/26		@ Nashville	L, 1-0	8.0	11	5	9	3	5	2	0	1	17	.333	1.75	0	0	0	0	0	37	0	0	5.91
4/27		@ Nashville	W, 2-1	9.0	6	1	1	5	10	1	0	0	7	.200	1.22	0	0	1	1	0	36	1	1	5.80
4/28		@ Nashville	L, 4-3	8.2	7	4	3	4	7	1	0	0	8	.233	1.27	0	0	0	3	0	34	0	1	5.68
4/29		@ Nashville	L, 6-5 (10)	8.1	13	5	5	6	9	1	0	1	18	.325	2.04	0	0	1	0	0	41	1	2	5.84
5/2		LOUISVILLE	W, 10-6	9.0	9	6	6	5	9	1	0	1	13	.219	1.11	0	0	0	0	0	36	1	1	5.85
5/3		LOUISVILLE	L, 10-4	9.0	14	10	10	5	8	1	0	1	18	.368	2.11	3	0	0	0	0	45	0	0	5.83
5/4		LOUISVILLE	L, 7-4	9.0	11	7	6	4	10	0	0	3	20	.306	1.67	0	0	1	1	0	41	0	0	5.84
5/5		LOUISVILLE	L, 12-10	9.0	13	12	10	4	8	1	1	6	34	.333	1.89	0	0	0	1	0	43	0	0	5.99
5/6		LOUISVILLE	W, 6-2	9.0	7	2	2	3	8	1	0	1	11	.219	1.11	0	0	0	0	0	36	1	1	5.85
5/6		LOUISVILLE	W, 11-9	9.0	13	9	9	3	9	4	0	2	23	.342	1.78	0	0	1	0	0	42	1	1	5.95
5/7		LOUISVILLE	L, 4-3	9.0	6	4	4	7	10	2	0	1	11	.188	1.44	1	1	0	0	0	39	0	1	5.89
5/9		@ Scranton/WB	L, 14-2	8.0	18	14	13	5	6	4	0	4	34	.486	2.88	1	0	2	4	0	45	0	0	6.14
5/10		@ Scranton/WB	L, 4-3	8.0	4	4	4	8	9	1	0	1	8	.160	1.50	0	0	1	2	0	34	0	0	6.09
5/11		@ Scranton/WB	W, 3-3 (11)	11.0	8	3	3	6	15	3	0	0	11	.216	1.27	1	0	1	1	0	44	0	1	5.96
5/12		@ Scranton/WB	W, 3-2	9.0	4	2	2	5	8	0	0	1	7	.133	1.00	0	0	0	0	0	35	1	1	5.85
5/13		@ Scranton/WB	L, 8-6	8.1	10	8	8	7	7	1	0	2	17	.333	2.04	1	0	1	2	0	38	0	1	5.92
5/14		@ Scranton/WB	W, 6-3	9.0	9	3	3	5	13	1	0	2	16	.250	1.56	0	0	0	0	0	41	1	2	5.84
5/15		TOLEDO	L, 9-2	9.0	12	9	7	3	11	3	0	3	24	.308	1.67	2	0	0	1	0	42	0	0	5.87
5/17		TOLEDO	W, 16-8	9.0	14	8	8	2	14	2	0	3	25	.341	1.78	1	0	0	0	0	43	0	0	5.92
5/18		TOLEDO	W, 9-0	9.0	3	0	0	4	9	1	0	0	4	.107	0.78	1	0	1	2	0	33	0	0	5.70
5/19		TOLEDO	W, 9-1	9.0	6	1	0	4	7	2	0	0	8	.188	1.11	1	0	0	1	0	36	0	0	5.63
5/20		TOLEDO	L, 4-1	9.0	5	4	4	1	8	0	0	0	6	.179	1.44	0	0	0	1	0	39	0	0	5.59
5/21		TOLEDO	W, 8-4	9.0	15	4	4	1	6	6	0	2	27	.385	1.78	0	0	2	2	0	42	0	0	5.56
5/23		@ St. Paul	W, 6-1	9.0	6	1	1	2	7	1	0	0	7	.182	0.89	0	0	0	0	0	35	0	0	5.45
5/24		@ St. Paul	L, 6-5	8.0	9	6	6	6	13	2	0	0	11	.273	1.88	0	0	0	0	0	39	0	0	5.48
5/25		@ St. Paul	L, 8-6	8.0	10	8	5	5	5	3	1	1	18	.313	1.88	0	0	1	1	0	38	0	1	5.48
5/26		@ St. Paul	W, 6-4	9.0	8	4	4	7	7	1	0	1	12	.250	1.67	0	0	1	1	0	40	1	1	5.45
5/27		@ St. Paul	L, 4-1	8.0	16	14	11	6	12	2	1	0	26	.381	2.95	0	0	0	0	0	48	0	0	5.58
5/28		@ St. Paul	L, 10-6	8.0	9	10	6	3	7	1	0	2	16	.290	1.50	0	0	1	0	0	36	0	1	5.60
5/30		MEMPHIS	W, 7-6	9.0	6	6	6	9	8	1	0	2	13	.194	1.67	0	0	0	1	0	41	1	1	5.61
5/31		MEMPHIS	L, 9-4	9.0	11	9	7	4	10	1	0	6	30	.282	1.67	1	0	0	0	0	44	0	0	5.64
6/1		MEMPHIS	L, 12-6	9.0	11	12	12	11	8	2	0	3	22	.297	2.44	0	0	0	1	0	48	0	0	5.76
6/2		MEMPHIS	W, 10-9 (10)	10.0	12	9	7	7	10	2	0	1	17	.300	1.90	0	0	0	3	0	48	0	1	5.77
6/3		MEMPHIS	L, 4-2	9.0	6	4	3	1	9	1	0	1	10	.176	0.78	2	0	0	0	0	35	0	0	5.72
6/4		MEMPHIS	L, 6-5	9.0	9	6	2	6	7	11	2	1	13	.257	1.78	0	0	0	1	0	42	0	1	5.73
6/7		@ Indianapolis	W, 4-2	9.0	7	2	2	6	12	0	1	0	9	.219	1.44	0	0	1	1	0	40	1	1	5.66
6/8		@ Indianapolis	W, 5-7	9.0	10	7	7	4	13	3	1	1	18	.286	1.56	0	0	0	1	0	39	0	0	5.68
6/9		@ Indianapolis	W, 15-7	9.0	11	7	7	8	7	3	0	1	17	.306	2.11	0	0	0	1	0	44	0	0	5.70
6/9		@ Indianapolis	W, 6-2	9.0	8	2	2	10	1	12	1	0	12	.216	1.00	0	0	0	0	0	38	0	0	5.64
6/10		@ Indianapolis	W, 9-5	9.0	8	5	5	10	11	1	0	0	9	.242	2.00	1	0	0	1	0	44	1	1	5.63
6/13		COLUMBUS	W, 6-5	9.0	9	5	5	6	10	3	0	1	15	.250	1.67	1	0	1	0	0	43	1	2	5.62
6/14		COLUMBUS	W, 6-1	9.0	4	1	1	6	11	0	0	0	4	.133	1.11	0	0	1	0	0	38	0	0	5.54
6/15		COLUMBUS	W, 4-2	9.0	5	2	2	1	4	0	0	2	11	.161	0.67	0	0	1	1	0	33	1	1	5.49
6/16		COLUMBUS	W, 4-1	9.0	6	2	2	3	6	0	0	0	6	.194	1.00	0	0	0	3	0	34	0	0	5.42
6/17		COLUMBUS	W, 13-4	9.0	11	4	4	4	7	1	0	2	18	.297	1.67	1	0	0	1	0	41	0	0	5.39
6/18		COLUMBUS	W, 6-4	9.0	6	4	4	5	9	2	1	0	10	.194	1.22	2	0	0	0	0	37	1	1	5.37
6/20		@ Rochester																						
6/21		@ Rochester																						
6/22		@ Rochester																						
6/23		@ Rochester																						
6/24		@ Rochester																						
6/25		@ Rochester																						
6/28		IOWA																						





		OPPONENT	RESULT	AB	R	H	TB	2B	3B	HR	XBH	RBI	BB	IBB	SO	SB	CS	HBP	SAC	SF	GIDP	LOB	AVG (SEASON)
3/21		@ Indianapolis	W, 8-5	40	8	12	16	5	1	0	3	8	9	0	12	5	0	0	0	2	0	14	300
3/21		@ Indianapolis	W, 8-1	42	12	16	24	7	0	2	4	12	9	0	10	3	0	0	0	2	0	11	314
4/2		@ Indianapolis	W, 8-3	39	8	12	22	1	0	3	4	8	4	0	5	2	0	1	0	0	0	9	331
4/4		TOLEDO	L, 9-2	29	2	6	12	1	1	1	3	2	6	0	7	2	0	0	0	0	4	6	307
4/5		TOLEDO	L, 6-6	34	6	8	18	1	0	3	4	6	4	0	10	1	1	0	0	0	1	6	293
4/6		TOLEDO	L, 9-5	32	6	7	15	0	1	2	3	3	3	0	12	2	1	0	0	0	1	4	280
4/7		TOLEDO	W, 9-4	34	9	12	18	3	0	1	4	8	4	0	11	0	0	0	0	1	1	6	292
4/8		TOLEDO	W, 13-8	36	13	12	26	2	0	4	6	13	5	0	9	0	0	0	0	0	0	4	297
4/9		TOLEDO	L, 8-2	33	2	6	11	2	0	1	3	2	1	0	12	0	0	2	0	0	0	12	285
4/11		@ Iowa	L, 9-6	38	6	10	20	4	0	2	6	6	1	0	6	0	0	0	0	0	0	5	283
4/12		@ Iowa	W, 10-6	33	10	12	29	5	0	4	9	10	3	0	9	1	1	0	0	0	0	5	286
4/13		@ Iowa	L, 14-1	31	1	6	12	3	0	1	4	1	1	0	4	0	0	0	0	0	1	4	279
4/14		@ Iowa	W, 11-8	38	11	11	14	3	0	0	3	10	7	0	7	5	1	2	0	1	0	10	280
4/18		GWINNETT	L, 4-1	31	1	7	10	3	0	0	4	1	3	0	7	2	0	0	0	0	1	5	277
4/19		GWINNETT	L, 6-2	31	2	6	14	2	0	2	2	3	0	0	7	2	0	0	0	0	1	8	272
4/20		GWINNETT	L, 9-3	27	3	3	4	1	0	0	1	3	11	0	10	2	0	0	0	2	1	10	264
4/21		GWINNETT	L, 7-3	35	3	9	13	1	0	1	2	3	4	0	8	1	0	0	0	0	1	9	264
4/22		GWINNETT	L, 5-2	27	2	4	8	1	0	0	2	2	4	0	8	0	1	0	0	0	3	2	259
4/23		GWINNETT	W, 5-3	31	3	12	15	3	0	0	3	5	4	0	7	6	1	0	0	0	0	6	273
4/25		@ Nashville	L, 8-3	29	3	5	6	1	0	0	1	3	3	0	12	0	0	1	0	0	2	3	261
4/26		@ Nashville	L, 5-0	30	0	4	5	1	0	0	1	0	2	0	7	3	0	0	0	0	2	5	255
4/27		@ Nashville	W, 2-1	33	2	8	13	2	0	1	3	2	2	0	11	2	0	1	0	0	1	7	255
4/28		@ Nashville	L, 4-3	30	3	5	5	2	0	0	0	2	3	0	9	2	0	0	0	0	1	3	251
4/29		@ Nashville	L, 6-5 (10)	37	5	8	15	4	0	0	1	5	4	0	17	3	0	0	0	0	4	2	250
4/30		@ Nashville	W, 10-6	34	10	11	23	3	0	3	6	10	7	0	6	3	0	1	1	3	2	9	253
5/2		LOUISVILLE	L, 10-4	33	4	6	9	1	1	0	2	4	7	0	10	0	1	1	0	0	1	10	250
5/3		LOUISVILLE	L, 7-4	34	4	10	13	3	0	0	3	4	2	0	6	0	0	0	0	0	3	5	252
5/4		LOUISVILLE	L, 12-10	40	10	11	17	3	0	1	4	8	4	0	6	6	0	0	0	0	1	9	252
5/5		LOUISVILLE	W, 6-2	30	6	5	12	1	0	2	3	6	3	0	10	3	0	0	0	0	0	3	250
5/6		LOUISVILLE	W, 11-9	31	11	12	16	1	0	1	2	10	6	0	6	2	1	4	1	1	0	8	254
5/7		LOUISVILLE	L, 4-3	35	3	8	17	1	1	2	4	3	2	0	10	2	0	0	0	0	0	7	253
5/9		@ Scranton/WB	L, 14-2	31	2	4	8	1	0	2	1	0	7	0	8	0	0	0	0	0	1	2	250
5/10		@ Scranton/WB	L, 4-3	30	3	5	11	1	1	1	3	3	7	0	8	3	1	1	0	0	1	6	248
5/11		@ Scranton/WB	W, 4-3 (11)	36	4	4	8	1	0	1	2	2	4	0	9	3	0	1	0	0	2	9	243
5/12		@ Scranton/WB	W, 3-2	32	3	8	10	2	0	0	2	3	2	0	8	1	1	0	0	1	0	5	243
5/13		@ Scranton/WB	L, 8-6	37	6	14	21	4	1	3	5	6	6	0	13	2	1	1	0	0	0	6	248
5/14		@ Scranton/WB	W, 6-3	33	6	7	20	2	1	3	6	5	6	0	13	2	1	0	0	0	0	6	247
5/16		TOLEDO	L, 9-2	36	2	9	10	1	0	0	1	2	8	0	12	2	0	0	0	0	0	15	247
5/17		TOLEDO	W, 16-8	41	16	18	34	7	0	3	10	15	5	0	9	3	0	2	0	0	1	8	253
5/18		TOLEDO	W, 9-0	36	9	14	20	3	1	1	4	9	4	0	6	0	0	1	0	0	2	8	256
5/19		TOLEDO	W, 9-1	32	9	12	18	4	1	1	4	8	4	0	7	5	1	1	0	0	1	9	259
5/20		TOLEDO	L, 4-1	29	1	2	2	0	0	0	0	1	7	0	16	2	0	0	0	0	0	8	280
5/21		TOLEDO	W, 8-1	35	8	12	28	2	1	4	7	7	6	0	6	2	0	0	0	0	1	9	257
5/23		@ St. Paul	W, 6-4	35	6	10	18	5	0	1	6	6	4	0	11	0	0	0	0	1	2	7	258
5/24		@ St. Paul	L, 6-5	38	5	11	15	1	0	1	2	5	6	0	12	1	1	0	0	0	1	12	259
5/25		@ St. Paul	L, 8-6	36	6	10	16	3	0	1	4	6	7	0	6	6	1	2	0	0	1	12	259
5/26		@ St. Paul	W, 6-4	32	6	8	9	1	0	0	1	3	8	0	7	7	1	1	0	0	2	8	259
5/27		@ St. Paul	L, 14-1	28	1	6	9	0	0	1	1	1	7	0	8	0	2	1	0	0	4	8	258
5/28		@ St. Paul	L, 10-6	34	6	11	12	1	0	0	1	5	3	0	5	2	0	0	0	0	4	4	260
5/30		MEMPHIS	W, 6-6	34	7	12	24	4	1	2	7	3	0	0	12	2	1	0	0	0	1	8	261
6/1		MEMPHIS	L, 9-4	37	4	9	9	0	0	0	0	3	1	0	10	3	0	1	0	0	1	8	261
6/2		MEMPHIS	L, 12-6	34	6	9	20	2	0	3	5	6	6	0	10	1	0	1	0	0	2	8	261
6/3		MEMPHIS	W, 10-9 (10)	40	10	13	20	4	0	1	5	9	3	0	8	4	1	0	2	1	0	8	263
6/4		MEMPHIS	L, 4-2	31	2	6	7	1	0	0	1	1	6	0	11	0	0	0	0	0	1	8	261
6/6		@ Indianapolis	L, 6-5	37	4	12	13	1	0	0	1	4	6	0	8	2	0	0	0	0	2	11	263
6/7		@ Indianapolis	W, 4-2	32	4	8	13	2	0	1	3	4	2	0	5	1	0	0	1	1	0	5	262
6/7		@ Indianapolis	W, 9-7	33	9	10	16	3	0	1	4	9	10	0	7	5	0	1	0	2	2	10	263
6/8		@ Indianapolis	W, 15-7	36	15	12	18	3	0	1	4	15	11	0	11	4	0	0	0	3	0	8	264
6/9		@ Indianapolis	W, 6-2	39	6	13	19	3	0	1	4	6	0	0	8	2	0	1	0	0	0	7	266
6/10		@ Indianapolis	L, 10-9	37	9	12	18	3	0	1	4	8	10	0	8	5	0	1	0	0	0	13	267
6/13		COLUMBUS	W, 6-5	29	6	7	14	1	0	2	3	6	4	0	10	2	0	1	0	0	1	4	266
6/14		COLUMBUS	W, 6-1	26	6	5	16	2	0	3	5	6	6	0	7	2	0	1	1	1	0	5	265
6/15		COLUMBUS	W, 4-2	29	4	6	8	0	1	0	1	4	3	0	8	2	0	1	0	0	0	6	265
6/16		COLUMBUS	W, 4-1	30	4	10	18	2	0	1	6	4	3	0	7	0	0	0	0	0	1	5	266
6/17		COLUMBUS	W, 13-4	37	13	15	23	5	0	2	4	13	9	0	10	0	0	0	0	1	1	10	268
6/18		COLUMBUS	W, 6-4	34	6	13	23	4	0	2	6	6	1	0	7	1	0	2	0	0	1	7	270
6/20		@ Rochester																					
6/21		@ Rochester																					
6/22		@ Rochester																					
6/23		@ Rochester																					
6/24		@ Rochester																					
6/25		@ Rochester																					
6/28		IOWA																					
6/29		IOWA																					
6/30		IOWA																					
7/1		IOWA																					
7/2		IOWA																					
7/3		IOWA																					
7/4		@ Gwinnett																					
7/5		@ Gwinnett																					
7/6		@ Gwinnett																					
7/7		@ Gwinnett						</															

## HITTING

SERIES	OPPONENT	DATES	AVG	G	AB	R	H	TB	2B	3B	HR	RBI	BB	IBB	SO	SB	CS	OBP	SLG	OPS	PA	SAC	SF	HBP	GIDP
SERIES 1	@ Indianapolis	3/31 - 4/2	.331	3	121	28	40	62	5	1	5	28	19	0	27	10	0	.420	.512	.932	143	0	2	1	0
SERIES 2	TOLEDO	4/4 - 4/9	.258	6	198	37	51	100	9	2	12	34	28	0	61	5	2	.355	.505	.860	231	0	2	3	7
SERIES 3	@ Iowa	4/11 - 4/16	.269	4	145	28	39	75	15	0	7	27	12	0	26	6	2	.335	.517	.852	161	0	1	3	1
SERIES 4	GWINNETT	4/18 - 4/23	.225	6	182	16	41	64	11	0	4	16	29	0	50	11	3	.330	.352	.682	215	0	3	1	7
SERIES 5	@ Nashville	4/25 - 4/30	.212	6	193	23	41	67	11	0	5	21	20	0	52	11	1	.292	.347	.639	220	1	3	3	9
SERIES 6	LOUISVILLE	5/2 - 5/7	.256	6	203	38	52	84	10	2	6	35	24	0	48	13	2	.349	.414	.763	236	1	2	6	4
SERIES 7	@ Scranton/WB	5/9 - 5/14	.211	6	199	24	42	78	11	2	7	20	20	0	50	12	4	.290	.392	.682	224	0	2	3	3
SERIES 8	TOLEDO	5/16 - 5/21	.321	6	209	45	67	112	17	2	8	42	38	0	56	14	1	.433	.536	.969	252	0	1	4	5
SERIES 9	@ St. Paul	5/23 - 5/28	.276	6	203	30	56	79	11	0	4	26	35	0	49	16	4	.391	.389	.780	243	0	1	4	14
SERIES 10	MEMPHIS	5/30 - 6/4	.286	6	213	34	61	93	12	1	6	28	24	0	52	10	3	.365	.437	.802	243	2	1	3	7
SERIES 11	@ Indianapolis	6/6 - 6/11	.311	5	177	43	55	84	14	0	5	42	33	1	39	21	1	.414	.475	.889	221	1	7	3	3
SERIES 12	COLUMBUS	6/13 - 6/18	.303	6	185	39	56	102	14	1	10	39	26	0	49	7	1	.397	.551	.948	220	1	3	5	4
SERIES 13	@ Rochester	6/20 - 6/25																							
SERIES 14	IOWA	6/28 - 7/3																							
SERIES 15	@ Gwinnett	7/4 - 7/9																							
SERIES 16	INDIANAPOLIS	7/14 - 7/16																							
SERIES 17	ST. PAUL	7/18 - 7/23																							
SERIES 18	@ Columbus	7/25 - 7/30																							
SERIES 19	@ Louisville	8/1 - 8/6																							
SERIES 20	IOWA	8/8 - 8/13																							
SERIES 21	@ Toledo	8/15 - 8/20																							
SERIES 22	ST. PAUL	8/22 - 8/27																							
SERIES 23	LOUISVILLE	8/29 - 9/3																							
SERIES 24	@ Iowa	9/5 - 9/10																							
Series 25	INDIANAPOLIS	9/12 - 9/17																							
Series 26	@ Columbus	9/19 - 9/24																							

## PITCHING

SERIES	OPPONENT	DATES	W	L	ERA	G	GS	CG	SHO	GF	HLD	SV	SVO	IP	H	R	ER	HR	HB	BB	IBB	SO	AVG	WP	BK	GIDP
SERIES 1	@ Indianapolis	3/31 - 4/2	3	0	3.33	3	3	0	0	3	0	1	1	27.0	27	10	10	2	3	9	0	25	.273	0	1	9
SERIES 2	TOLEDO	4/4 - 4/9	2	4	6.67	6	6	0	0	6	0	0	1	54.0	69	44	40	11	4	30	0	56	.303	2	1	6
SERIES 3	@ Iowa	4/11 - 4/16	2	2	9.00	4	4	0	0	4	2	1	1	34.0	41	37	34	8	6	17	1	42	.289	1	0	1
SERIES 4	GWINNETT	4/18 - 4/23	1	5	4.50	6	6	0	0	6	3	1	1	54.0	55	34	27	5	2	24	0	39	.268	10	1	6
SERIES 5	@ Nashville	4/25 - 4/30	2	4	4.85	6	6	0	0	6	6	1	4	52.0	57	30	28	5	3	26	0	43	.284	3	0	4
SERIES 6	LOUISVILLE	5/2 - 5/7	2	4	6.83	6	6	0	0	6	3	2	3	54.0	64	44	41	14	2	26	0	53	.298	4	1	2
SERIES 7	@ Scranton/WB	5/9 - 5/14	3	3	5.57	6	6	0	0	6	7	2	5	53.1	53	34	33	10	5	36	2	58	.272	3	0	9
SERIES 8	TOLEDO	5/16 - 5/21	4	2	3.83	6	6	0	1	6	3	0	0	54.0	55	26	23	8	5	22	0	55	.266	5	0	7
SERIES 9	@ St. Paul	5/23 - 5/28	2	4	5.94	6	6	0	0	6	1	1	3	50.0	58	43	33	6	3	29	0	51	.286	0	0	2
SERIES 10	MEMPHIS	5/30 - 6/4	2	4	6.71	6	6	0	0	6	4	1	3	55.0	55	46	41	13	0	39	0	56	.255	4	0	6
SERIES 11	@ Indianapolis	6/6 - 6/11	5	0	4.60	5	5	0	0	5	2	2	2	45.0	44	23	23	3	1	29	0	55	.254	1	0	4
SERIES 12	COLUMBUS	6/13 - 6/18	6	0	2.83	6	6	0	0	6	6	3	4	54.0	41	17	17	5	3	25	0	47	.209	4	0	5
SERIES 13	@ Rochester	6/20 - 6/25																								
SERIES 14	IOWA	6/28 - 7/3																								
SERIES 15	@ Gwinnett	7/4 - 7/9																								
SERIES 16	INDIANAPOLIS	7/14 - 7/16																								
SERIES 17	ST. PAUL	7/18 - 7/23																								
SERIES 18	@ Columbus	7/25 - 7/30																								
SERIES 19	@ Louisville	8/1 - 8/6																								
SERIES 20	IOWA	8/8 - 8/13																								
SERIES 21	@ Toledo	8/15 - 8/20																								
SERIES 22	ST. PAUL	8/22 - 8/27																								
SERIES 23	LOUISVILLE	8/29 - 9/3																								
SERIES 24	@ Iowa	9/5 - 9/10																								
SERIES 25	INDIANAPOLIS	9/12 - 9/17																								
SERIES 26	@ Columbus	9/19 - 9/24																								

 SERIES WINS: 3 (1 at Home, 2 on Road)

 SERIES LOSSES: 6 (4 at Home, 2 on Road)

 SERIES SPLITS: 2 (2 on Road)

## STARTING PITCHERS

[illegible]

## RELIEVERS

[illegible]