



MEDIA '19 GUIDE





2019 Media Guide

Table of Contents

FRONT OFFICE

Table of Contents.....	1
Front Office Directory.....	3
Front Office Profiles.....	4
Radio & Television Info.....	6
Media Policies.....	7
Pre-Game Schedule.....	8

2019 CARDINALS

Manager & Coaches.....	10
The Players.....	12

2018 SEASON IN REVIEW

Texas League Season in Review.....	35
Day-by-Day Results.....	36
Player Transactions.....	38
Final Batting Statistics.....	40
Final Pitching Statistics.....	41
Home/Road Batting.....	42
Left/Right Batting.....	43
Home Pitching.....	44
Road Pitching.....	45
Pitching vs. Right.....	46
Pitching vs. Left.....	47
April/May Batting/Pitching.....	48
June Batting/Pitching.....	49
July Batting/Pitching.....	50
August Batting/Pitching.....	51
September Batting/Pitching.....	51
Highs and Lows.....	52
Cardinals vs. Opponents.....	53
Cardinals Record When.....	53
Texas League Fielding.....	54
Texas League Batting.....	55
Texas League Pitching.....	56
Notable Awards.....	57

HISTORY

Opening Day Lineups.....	59
Playoff Results.....	60
Last Time it Happened.....	60
Cardinals Firsts.....	61
All-Time Batting Leaders.....	62
All-Time Pitching Leaders.....	63

Single-Game Records.....	64
Cardinals Year-by-Year.....	65
Cardinals Month-by-Month.....	65
Individual Season Records.....	66
Team Season Records.....	67
All-Time Playoff Statistics.....	68
All-Time Roster & Numbers.....	70

OTHER AFFILIATES

St. Louis Minor League Directory....	74
Memphis Redbirds.....	75
Palm Beach Cardinals.....	76
Peoria Chiefs.....	77
State College Spikes.....	78
Johnson City Cardinals.....	79

TEXAS LEAGUE

Texas League Directory.....	81
Arkansas Travelers.....	82
Northwest Arkansas Naturals.....	83
Tulsa Drillers.....	84
Amarillo Sod Poodles.....	85
Corpus Christi Hooks.....	86
Frisco RoughRiders.....	87
Midland RockHounds.....	88

MISCELLANEOUS

Hammons Field.....	90
Cardinals Yearly Attendance.....	91
Top Regular Season Crowds.....	91
Logos & Uniforms.....	92

INDEX TO SELECTED FILLERS

Opening Day, Springfield Oldest Starters.....	33
Opening Day, Springfield Youngest Starters.....	33
Starts in Batting Order.....	40
Save Rule.....	41
Extra Innings Rule.....	44
Designated Hitter Rule.....	49
Franchise Monthly Bests.....	50
Longest Average Time of Game.....	51



2019 SPRINGFIELD CARDINALS



Front Office

Contact Info & Miscellaneous

Address:
Hammons Field
955 East Trafficway
Springfield, Mo. 65802

Main Phone: (417) 863-0395
Tickets: (417) 863-2143
Fax: (417) 832-3004
Website: springfieldcardinals.com
Email: springfield@cardinals.com

Staff Member	Title	Email Address
Dan Reiter	Vice President & General Manager	dreiter@cardinals.com
Scott Smulczynski	Vice President of Baseball & Business Operations	ssmulczynski@cardinals.com
Brad Beattie	Director of Market Development	bbeattie@cardinals.com
Zack Pemberton	Manager of Premium Sales & Marketing	zpemberton@cardinals.com
Teresa Calhoun	Senior Premium Sales Account Executive	tcalhoun@cardinals.com
Eric Tomb	Manager of Ticket Sales	etomb@cardinals.com
Garrison Pendergrass	Senior Community Marketing Coordinator	gpendergrass@cardinals.com
Jake Burch	Community Marketing Coordinator	jburch@cardinals.com
Kaleb Follis	Community Marketing Coordinator	kfollis@cardinals.com
Todd Wright	Community Marketing Coordinator	twright@cardinals.com
Randall Owens	Community Marketing Associate	rowens@cardinals.com
Andrew Buchbinder	Broadcaster & Public Relations Manager	abuchbinder@cardinals.com
Matt Turer	Public Relations Coordinator	mturer@cardinals.com
Regina Norris	Senior Marketing & Event Coordinator	rnorris@cardinals.com
Kent Shelton	Manager of Production & Promotions	kshelton@cardinals.com
T.J. Patton	Graphic Designer	tpatton@cardinals.com
Angela Deke	Director of Ticket Operations	adeke@cardinals.com
Ross Fuller	Memberships Coordinator	rfuller@cardinals.com
Aaron Lowrey	Director of Stadium Operations	alowrey@cardinals.com
Brock Phipps	Director of Field Operations	bphipps@cardinals.com
Derek Edwards	Assistant Groundskeeper	dedwards@cardinals.com
Christy Berryman	Office Coordinator	cberryman@cardinals.com
Sheila Driemeyer	Office Coordinator	sdriemeyer@cardinals.com

Field Staff	Title
Joe Kruzell.....	Manager
Darwin Marrero.....	Pitching Coach
Brandon Allen.....	Hitting Coach
Nick Longmire.....	Coach
Chris Whitman.....	Athletic Trainer
Dan Vega.....	Strength Coach
Victor Wilson.....	Medical Director
Victor Wilson.....	Team Physician
Rick Seagraves.....	Orthopedic Surgeon

Visiting Club Hotel:
University Plaza
333 John Q. Hammons Parkway
Springfield, Mo. 65806
(417) 864-7333

Stadium Name (year opened):
Hammons Field (2004)

Directions to Stadium:

From I-44 or US-60, exit Hwy 65 to chestnut expressway Exit. Go West on Chestnut Expressway to proceed to National. Turn left (south) on National. Turn right (West) on Trafficway. Hammons Field on the right.



Front Office Administration

Dan Reiter Vice President & General Manager

A lifelong St. Louis Cardinals fan, Dan got his start with Cardinals baseball by winning the Fox Sports TV contest, "Payin' Your Dues," in May 2004 and now enters his second season as Vice President & General Manager.



Since joining the Springfield Cardinals prior to the inaugural season in 2005, Dan has gone from the last Account Executive hired all the way to Vice President/General Manager, with various sales and marketing positions along the way. As the second General Manager in team history, Dan is equally excited to lead the greatest staff in all of minor league baseball and also be a presence in the community interacting with fans.

Dan has always and will continue to put a focus on being active in the community, both through new community relations programs with the Cardinals and serving on a variety of board positions in the community.

A graduate of Springfield Catholic High School, Dan attended the University of Missouri-Columbia, where he graduated Magna Cum Laude with a Bachelor of Science in Business Administration and a Minor in Psychology. While at Mizzou, Dan was a co-founder of the designated driver program STRIPES, and also served as the first Vice President of Lambda Chi Alpha his senior year.

Dan was married in September 2011 to the lovely Heather Anderson. After a series of adventures together the two have embarked on the crazy journey of parenthood, welcoming Andy to the world in July 2015. Andy seems to be following in Dad's footsteps chattering to anyone he can and loving life at Hammons Field.

Fans are always welcome to contact Dan with comments, ideas or concerns.

Scott Smulczynski Vice President of Baseball & Business Operations



Scott came to Springfield by way of St. Louis, where he worked as the Director of Minor League Operations for the St. Louis Cardinals.

Scott is excited to continue to help make the Springfield Cardinals a success in the community throughout the 2019 season and beyond. Scott and his wife, Kelly, have two daughters, Danielle and Hanna, and a Polish Retriever, Bailey. He enjoys coaching basketball, watching the Texas Longhorns play football and rooting for the St. Louis Cardinals.



Front Office


Full-Time Staff



Brad Beattie
Director of Market Development



Christy Berryman
Office Coordinator



Jake Burch
Community Marketing Coordinator



Teresa Calhoun
Senior Premium Sales Account Executive



Angela Deke
Director of Ticket Operations



Sheila Driemeyer
Office Coordinator



Derek Edwards
Assistant Groundskeeper



Kaleb Follis
Community Marketing Coordinator



Ross Fuller
Memberships Coordinator



Aaron Lowrey
Director of Stadium Operations



Regina Norris
Senior Marketing & Event Coordinator



Randall Owens
Community Marketing Associate



T.J. Patton
Graphic Designer



Zack Pemberton
Manager of Premium Sales & Marketing



Garrison Pendergrass
Senior Community Marketing Coordinator



Brock Phipps
Director of Field Operations



Kent Shelton
Manager of Production & Promotions



Eric Tomb
Manager of Ticket Sales



Matt Turer
Public Relations Coordinator



Todd Wright
Community Marketing Coordinator



Front Office Broadcast Information

Andrew Buchbinder Manager of Public Relations & Broadcaster

The 2019 season is Andrew's 13th in Minor League Baseball and seventh with the Cardinals.



Having called more than 1,800 games, Andrew previously spent four years as the Director of Broadcasting & Media Relations for the Hickory Crawdads (South Atlantic League). He held similar roles with the Bakersfield Concorde (formerly ECHL) from 2007-09 and the Bakersfield Blaze (California League) in 2008.

The Larchmont, N.Y. native received his Bachelor of Arts degree in History from Trinity College in Hartford, Conn. When not at the ballpark, Andrew enjoys reading, hiking and finding any body of water. He and his wife, Megan, reside in Springfield.

Nate Lucas Broadcaster

The 2019 season is Nate's fifth in Minor League Baseball and fourth with the Cardinals.



Outside of baseball, Nate currently broadcasts for Southwest Baptist University in Bolivar, Mo. Previous stops include stints with KMOX in St. Louis, the Frisco Roughriders (Texas League) and in Sydney, Australia calling games for the Australian Baseball League.

The St. Louis, Mo. native received his Bachelor of Arts degree in Journalism from Webster University in St. Louis. Nate is an avid golfer and enjoys spending time with friends and family.

Cardinals Radio and Television

JOCK 98.7 FM: For the 15th consecutive season, all 140 Cardinals games--with the exception of select weekday games heard on KBFL 1060AM--will be broadcast on JOCK 98.7 FM by Cardinals broadcaster Andrew Buchbinder, who will be joined by Nate Lucas during home broadcasts. Broadcasts can also be heard on www.SpringfieldCardinals.com, JOCK987.com and the TuneIn Radio and iHeart Radio mobile apps. The Cardinals will host a pre- and post-game show for every broadcast.

KY3 and The Ozarks CW: The Springfield Cardinals relationship with KY3 continues in 2019 with 12 home games being broadcast on the Southwest Missouri cable outlet and its affiliate, The Ozarks CW, with Ned Reynolds and Scott Bailes calling the action.

2019 TV SCHEDULE

DATE	DAY	AIR TIME	OPPONENT
April 11	Thurs	7:10 pm	NW Arkansas
April 14	Sun	2:10 pm	NW Arkansas
April 27	Sat	6:10 pm	Frisco
May 11	Sat	6:10 pm	NW Arkansas
June 2	Sun	6:10 pm	NW Arkansas*
June 16	Sun	2:10 pm	Corpus Christi
June 29	Sat	6:10 pm	NW Arkansas
July 14	Sun	6:10 pm	Arkansas
July 28	Sun	6:10 pm	Corpus Christi*
August 10	Sat	6:10 pm	Arkansas
August 18	Sun	4:10 pm	Arkansas
August 31	Sat	6:10 pm	Midland

TV games on KY3* or The Ozarks CW



Communications

Policies & Procedures

CREDENTIALS: Credentials will be issued only to accredited media members. Season credentials will be issued only to those news agencies that have covered the Cardinals on a regular basis and will be approved at the discretion of the Cardinals' Public Relations team. All credential requests for Cardinals home games should be submitted through www.springfieldcardinals.com/credentials by the outlet affiliate manager and must be received at least 24 hours in advance to allow for verification and processing. Credentials must be displayed at all times.

MEDIA WILL CALL: Credentials can be picked beginning four hours prior to game time at Gate 1 Will Call, located on the first base side of Hammons Field off Trafficway Street. Proper photo identification is required for pick up. If media will call is closed or the will call attendant hasn't received your credential, credentials will be available at the front desk in the Cardinals Front Office.

CLUBHOUSE: The Cardinals clubhouse is located in the Cardinals offices beyond right field and should only be accessed through the Cardinals Front Office. Media is not permitted to enter the Cardinals clubhouse through the external clubhouse door or through the external equipment room door. The visitors clubhouse can be found on the third-base side of the stadium. All working media with clubhouse credentials have access to the clubhouses three and one half hours prior to game time until one hour before first pitch. After the game, media who were issued clubhouse credentials will be admitted 15 minutes following the game's conclusion. If a St. Louis Cardinals player is rehabbing with Springfield, interview times must be set up through the Cardinals Public Relations team.

FIELD: No person is allowed on the field unless that individual has credentials expressly for field privileges. All non-uniformed personnel must leave the field following the national anthem.

ELEVATORS: The main media elevator is located directly behind home plate on the Gate 3 concourse. Elevators are available on the ground, main concourse, Suite/Club and Executive Suite/Media levels.

PRESS BOX AND DINING ROOM: The Press Box and media dining area is located on Level 3 directly behind home plate. Media food is complimentary and reserved for credentialed media members covering that night's game and Cardinals staff.

MEDIA DRESS CODE: The Springfield Cardinals request members of the media covering the team to dress in an appropriate and professional manner.

AUTOGRAPH POLICY: Credentialed members of the media are prohibited from requesting autographs at any time on the field or in the clubhouse. Violation of this rule will result in immediate credential revocation.

MEDIA MATERIALS: Lineup cards and additional media information will be available in the Press Box prior to game time.

PHOTOGRAPHERS: Photo wells are located at each end of the home and visiting dugouts and photographers who wish to shoot from the photo wells must receive approval from a member of the Cardinals' Public Relations team in advance. It is permissible to move between wells during inning breaks in a timely fashion. Respect for the players, coaching and on-field personnel must be observed at all times. Still photography, including with cell phones or mobile devices, is not allowed in either clubhouse unless authorized by the Public Relations team of each club.

DISABLED ACCESS: The media parking lot and press box are equipped for disabled media members. For press box access, take the Gate 3 elevator to Level 3. For field access, enter through the right field gate in front of the Cardinals clubhouse.



2019 Pre-Game Batting/Infield Practice Schedule

7:10 pm Game Time

4:25-4:23Cardinals Infield
 4:35-5:20Cardinals Batting Practice
 5:20-6:05Visitors Batting Practice
 6:05-6:15Screens Removed
 6:15-6:25Visitors Infield
 6:25-6:55Field Preparation
 6:45-7:02Pre-Game Activities

6:30 pm Game Time

3:45-3:55Cardinals Infield
 3:55-4:40Cardinals Batting Practice
 4:40-5:25Visitors Batting Practice
 5:25-5:35Screens Removed
 5:35-5:45Visitors Infield
 5:45-6:15Field Preparation
 6:15-6:22Pre-Game Activities

6:10 pm Game Time

3:25-3:35Cardinals Infield
 3:35-4:20Cardinals Batting Practice
 4:20-5:05Visitors Batting Practice
 5:05-5:15Screens Removed
 5:15-5:25Visitors Infield
 5:25-5:55Field Preparation
 5:55-6:02Pre-Game Activities

5:10 pm Game Time

2:25-2:35Cardinals Infield
 2:35-3:20Cardinals Batting Practice
 3:20-4:05Visitors Batting Practice
 4:05-4:15Screens Removed
 4:15-4:25Visitors Infield
 4:25-4:55Field Preparation
 4:55-5:02Pre-Game Activities

4:10 pm Game Time

1:25-1:35Cardinals Infield
 1:35-2:20Cardinals Batting Practice
 2:20-3:05Visitors Batting Practice
 3:05-3:15Screens Removed
 3:15-3:25Visitors Infield
 3:25-3:55Field Preparation
 3:55-4:02Pre-Game Activities

2:10 pm Game Time

11:25-11:35Cardinals Infield
 11:35-12:20Cardinals Batting Practice
 12:20-1:05Visitors Batting Practice
 1:05-1:15Screens Removed
 1:15-1:25Visitors Infield
 1:25-1:45Field Preparation
 1:45-2:02Pre-Game Activities

11:10 pm Game Time

8:25-8:35Cardinals Infield
 8:35-8:20Cardinals Batting Practice
 9:20-10:05Visitors Batting Practice
 10:05-10:15Screens Removed
 10:15-10:25Visitors Infield
 10:25-10:55Field Preparation
 10:55-11:02Pre-Game Activities



2019 SPRINGFIELD CARDINALS



Joe KRUZEL

MANAGER



Named Cardinals manager, Jan. 18, 2019

Birthdate: 12/17/1965

Birthplace/Resides: Toledo, OH/Hamilton, OH

Joe Kruzel became the sixth manager in Springfield Cardinals history after being named to the position on Jan. 18, 2019. The 2019 season is his 12th season with the Cardinals organization and seventh year as a manager within the organization, most recently leading the State College Spikes (Short-A) to a 36-40 record in the New York-Penn League. Kruzel made his Spikes debut in 2017 following the ascension of Johnny Rodriguez to Springfield. He's had previous managerial stints with Peoria (Low-A) in 2014-16 and Johnson City (Rookie) in 2013.

Kruzel has led his teams to two postseason appearances as a manager within the Cardinals organization and holds a career managerial record of 369-340, including one season (2007) as a manager of the Billings Mustangs while with the Cincinnati Reds organization. Kruzel's career in professional baseball spans 14 years, starting out with the Reds for two years before moving to the Cardinals as a hitting coach with the Quad City River Bandits (High-A) in 2008, where he remained until being hired as manager in Johnson City in 2013.

Prior to his time with the Reds, the veteran collegiate coach served as assistant baseball coach at Miami (Ohio) University in 2005. He also spent 15 seasons (1989-2003) at the University of Toledo, where he served as assistant coach from 1989-92 and then moved on to head coach from 1993-2003. Kruzel was named Mid-American Conference Coach of the Year in 1999.

In addition to his coaching career, the Toledo, Ohio native played second base at Toledo from 1985-88. He currently resides in Hamilton, Ohio, with his wife, Amy, and three children, A.J. (25), Jaime (22) and Abby (20). A.J. was drafted by the Cardinals in the 37th round of the 2013 draft, but did not sign.

MANAGERIAL RECORD

Year	Club	League	Class	W-L	Pos.
2007	Billings (CIN)	Pioneer	Rookie	37-38	3rd
2013	Johnson City (STL)	Appalachian	Rookie	36-31	4th
2014	Peoria (STL)	Midwest	Low-A	72-67	3rd
2015	Peoria (STL)	Midwest	Low-A	75-63	4th
2016	Peoria (STL)	Midwest	Low-A	73-66	3rd
2017	State College (NYP)	New York-Penn	Short-A	40-35	2nd
2018	State College (NYP)	New York-Penn	Short-A	36-40	4th
TOTALS				369-340	

Brandon ALLEN

HITTING COACH



Named Cardinals hitting coach, Jan. 18, 2019

Birthdate: 2/12/1986

Birthplace/Resides: Conroe, TX/Indiana, PA

Allen is in his first season as Springfield's hitting coach and his third campaign within the organization, spending the 2018 season as the hitting coach in Palm Beach (High-A) and holding the same role in 2017 at Johnson City (Rookie). Allen's lineup helped carry Palm Beach to the 2018 Florida State League Playoffs.

The Conroe, Texas native played professionally for 13 years, including four seasons at the Major League level with Arizona (2009-11), Oakland (2011-12) and Tampa Bay (2012). In 2011, Allen became only the second player in history to homer into the upper deck at the New Yankee Stadium. In 2012, Allen was the Opening Day first baseman for the eventual A.L. West champion Athletics, starting the MLB opener on March 28 in Tokyo against the Mariners.

Allen earned a football scholarship to Rice as a linebacker and defensive end and had a baseball scholarship at the University of Houston. He was originally drafted by the White Sox in the fifth round of the 2004 First-Year Player Draft out of Montgomery (Texas) High School. He currently resides in Indiana, Pennsylvania.

MAJOR LEAGUE RECORD

	AVG	G	AB	R	H	2B	3B	HR	RBI	SH	SF	HP	BB	SO	SB	CS	SLG	OBP	E
TOTALS	.203	116	344	44	70	19	2	12	41	0	2	1	42	137	3	0	.375	.290	6



Darwin MARRERO

PITCHING COACH



Named Cardinals pitching coach, Jan. 4, 2018
Returned as Cardinals pitching coach, Jan. 18, 2019

Birthdate: 2/9/1981

Birthplace/Resides: Valencia, VZ

Marrero is beginning his seventh season in the Cardinals organization and second with Springfield. Twelve pitchers from Marrero's staff received call-ups from Springfield to Memphis (Triple-A) during the 2018 season.

Marrero's career with St. Louis began as Pitching Coach for the Gulf Coast League Cardinals (Rookie) from 2013-14, followed by the same role with the State College Spikes (Class-A) from 2015-17. The 2016 Spikes recorded a league-low 1.76 ERA in the New York-Penn League Playoffs on their way to capturing the league championship.

Prior to joining the Cardinals system, Marrero was pitching coach for the Sioux City Explorers in the American Association (2008). The Explorers staff compiled a league-best ERA, boasted the Pitcher of the Year and their closer established a new league saves record. In 2005, he was Pitching Coach for the Capitales de Quebec in the Can-Am League while also throwing 38 innings as a player. Marrero's playing career spanned seven seasons from 1998-2004 with the Montreal Expos organization, attaining his highest level at Double-A with the Harrisburg Senators in 2002 and 2004.

MINOR LEAGUE RECORD

	W-L	ERA	G	GS	CG	SHO	SV	IP	H	R	ER	HR	HB	BB	SO	WP	BK
Minor League Totals	22-27	4.36	100	74	4	1	1	466.1	503	260	226	50	29	114	337	19	4



FRONT OFFICE

2019 CARDINALS

2018 REVIEW

HISTORY

MINOR LEAGUES

TEXAS LEAGUE

MISC.

Harold ARAUZ

RHP

Height: 6'2" **Bats:** R **Birthdate:** 5/29/1995
Weight: 185 **Throws:** R
Birthplace/Resides: Chiriqui, Panama
Acquired: Signed by the Cardinals as a Minor League free agent Nov. 19, 2018

YR	CLUB	LG	W-L	ERA	G	GS	CG	SHO	SV	IP	H	R	ER	HR	HB	BB	SO	WP	BK
12	DSL Astros	DSL	4.30	8	5	0	0	0	0	14.2	19	9	7	0	1	3	15	2	0
13	DSL Astros	DSL	1.91	16	12	0	0	2	2	66.0	47	23	14	1	2	12	43	6	1
14	GCL Astros	GCL	3.76	11	6	0	0	2	2	40.2	30	18	17	3	0	17	53	7	0
	Greeneville	APP	1.46	3	1	0	0	0	0	12.1	7	4	2	1	0	2	15	2	0
15	Tri-City	NYP	5.75	15	10	0	0	0	0	51.2	72	39	33	5	3	18	52	13	1
16	GCL Phillies	GCL	6.48	3	3	0	0	0	0	8.1	12	7	6	0	0	2	8	9	1
	Lakewood	SAL	3.18	19	19	1	1	0	0	99.0	79	39	35	4	2	24	85	0	0
17	Lakewood	SAL	1.99	8	0	0	0	0	0	22.2	16	5	5	0	1	3	16	1	0
	Reading	EAS	0.00	1	0	0	0	0	0	2.1	3	0	0	0	0	2	3	6	0
	Clearwater	FSL	2.03	20	6	1	1	0	0	71.0	49	19	16	6	2	11	74	0	0
18	Lehigh Valley	INT	6.23	2	2	0	0	0	0	8.2	13	6	6	2	1	2	12	0	0
	Reading	EAS	4.59	24	24	0	0	0	0	131.1	144	74	67	17	2	42	113	7	0
Minor League Totals				3.54	130	88	2	2	4	528.2	491	243	208	39	14	138	489	53	3

Minor League Totals

CAREER HIGHLIGHTS
Signed by St. Louis on Nov. 19, 2018...originally signed by the Astros as a non-drafted free agent on July 12, 2011...acquired by the Phillies from Houston on Dec. 12, 2015 in a seven-player deal for SS Jonathan Arauz and RHP Ken Giles...Named Appalachian League Pitcher of the Week (8/25/14) for Greeneville...Elected free agency following the 2018 season...Led Clearwater (A) with a 2.03 ERA in 2017 (71.0 IP)...Made AAA debut in 2018, walking just two and striking out 12 in 8.2 IP.

Randy AROZARENA

OF

Height: 6'0" **Bats:** R **Born:** 2/28/95
Weight: 185 **Throws:** R
Birthplace/Resides: Havana, Cuba/Pinar del Rio, Cuba
Acquired: Signed by the Cardinals as a non-drafted free agent on July 26, 2016

YR	CLUB	LG	AVG	G	AB	R	H	2B	3B	HR	RBI	SH	SF	HP	BB	SO	SB	CS	SLG	OBP	E
16	Tijuana	MEX	.100	5	20	3	2	1	0	0	0	0	0	2	3	0	0	0	.150	.182	0
17	Palm Beach	FSL	.275	70	265	38	73	22	3	8	40	1	4	12	13	53	10	4	.472	.333	3
	Springfield	TEX	.252	51	163	34	41	10	1	3	9	1	1	3	27	34	8	3	.380	.366	0
18	Springfield	TEX	.396	24	91	22	36	5	0	7	21	1	0	4	6	25	9	3	.681	.455	1
	Memphis	PCL	.232	89	267	42	62	16	0	5	28	3	2	11	28	59	17	5	.348	.328	2
Minor League Totals			.266	239	806	139	214	54	4	23	98	6	7	30	76	174	44	15	.428	.348	6

Minor League Totals

CAREER HIGHLIGHTS
The Havana native is a .266 hitter with 81 extra-base hits and 139 runs scored over 239 games in the Cardinals minor league system...was named to Major League Baseball's Futures Game roster in 2018...heads into 2019 as the Cardinals #16 prospect on MLB.com...was named a 2017 Florida State League Mid-Season All-Star and the Florida State League Player of the Week for 6/5-6/11/17...prior to relocating to Mexico from Cuba, was ranked by Baseball America as the #9 prospect in Cuba...prior to signing with St. Louis in July 2016, was leading the Mexican Northern League with a .377 average and 42 stolen bases...hit .396 over 24 games in Springfield in 2018 and finished with a hit in 20 of those games...In 2018 Springfield debut on May 5 vs. Tulsa, went 2-for-4 with a grand slam and career-high five RBIs...homed in three straight games (6/9-6/11/2017)...had a 12-game hitting streak in 2017 (5/28-6/13/17), batting .306 (15-for-49) during the stretch...played 74 games for Pinar del Rio in his first full professional season in Cuba in 2017, leading the team in runs (49), doubles (12), triples (4) and stolen bases (15). **PRONUNCIATION:** Ahh-ROH-sa-ry-na.



Luken BAKER

1B
@lukenb9



Height: 6'4" **Bats:** R **Born:** 3/10/1997
Weight: 265 **Throws:** R **School:** Texas Christian University
Birthplace/Resides: Spring, Texas
Acquired: Selected in the second round (75th overall) of the 2018 First-Year Player Draft

YR	CLUB	LG	AVG	G	AB	R	H	2B	3B	HR	RBI	SH	SF	HP	BB	SO	SB	CS	SLG	OBP	E
18	GCL Cardinals	GCL	.500	8	24	10	12	2	0	1	7	0	1	0	3	4	0	0	.708	.536	0
	Peoria	MID	.288	37	139	16	40	9	0	3	15	0	1	0	16	31	0	0	.417	.359	0
Minor League Totals			.319	45	163	26	52	11	0	4	22	0	2	0	19	35	0	0	.460	.386	0

CAREER HIGHLIGHTS

The big first baseman hit four home runs and batted .319 in 45 total games after making his professional debut on July 11 with the Gulf Coast League Cardinals...Baker's first Minor League home run came in his second start on July 12 vs. the GCL Mets...made his Low-A debut with Peoria on July 1, going 2-for-4 and starting a streak that saw him collect two, three and two hits in his first three games with the Chiefs, where he finished with 12 extra-base hits and 16 walks in 37 games...as a freshman at Texas Christian University, led the Big 12 in batting (.379), hit 11 home runs and made 10 starts on the mound, going 3-1 with a 1.70 ERA (41 K, 47.2 IP...went 5-for-5 with a double, home run and three RBIs in the Big 12 Championship opener in 2016 vs. Oklahoma State...started 47 games as a sophomore, hitting eight home runs and reaching base safely in 44 games before an injury ended his season...hit nine home runs and was batting .319 in 31 games before being drafted by Cardinals...named 1st-team All-Big 12 in 2016 and 2017, 1st-team Academic Big 12 in 2017...in 145 games at TCU, hit .347 in 145 games with 28 homers, 26 doubles, 109 walks, a .465 OBP and a .986 fielding percentage...ranked by MLB.com as Cardinals' 16th-best prospect entering 2019.

Landon BECK

RHP
@lbeck9



Height: 6'3" **Bats:** R **Born:** 12/9/1992
Weight: 215 **Throws:** R **School:** Anderson College (SC)
Birthplace/Resides: Hartwell, GA/Anderson, SC
Acquired: Selected in the 25th round (765th overall) of the 2014 First-Year Player Draft

YR	CLUB	LG	W-L	ERA	G	GS	CG	SHO	SV	IP	H	R	ER	HR	HB	BB	SO	WP	BK
14	Johnson City	APP	1-1	3.19	13	8	0	0	0	42.1	43	18	15	1	0	19	51	2	0
15	State College	NYP	2-3	3.26	10	8	0	0	1	47.0	42	18	17	0	5	10	51	2	0
	Peoria	MID	0-3	6.91	3	3	0	0	0	14.1	22	14	11	2	0	5	14	5	0
16	Peoria	MID	0-2	2.70	10	0	0	0	4	13.1	9	5	4	0	0	4	20	2	0
	Palm Beach	FSL	1-4	3.54	34	0	0	0	7	40.2	41	17	16	2	1	20	39	2	0
17	Palm Beach	FSL	0-1	3.77	13	0	0	0	7	14.1	15	7	6	2	1	5	13	2	0
	Springfield	TEX	1-4	3.76	37	0	0	0	6	40.2	41	24	17	3	4	17	44	6	0
18	Springfield	TEX	2-4	5.05	25	0	0	0	1	35.2	39	24	20	5	4	16	36	4	0
	Memphis	PCL	0-0	2.96	18	0	0	0	0	27.1	26	10	9	2	1	7	21	0	0
Minor League Totals			7-22	3.75	163	19	0	0	26	275.2	278	137	115	17	16	103	289	25	0

CAREER HIGHLIGHTS

The Hartwell, Georgia native is a two-time Mid-Season All-Star, earning appearances in 2015 while with State College (New York-Penn League) and 2017 with Palm Beach (Florida State League)...after starting 2018 in Springfield with a 5.05 ERA in 25 games, Beck was promoted to Triple-A Memphis, where he posted a career-best 2.96 ERA in 18 appearances, striking out 21 in 27.1 innings...made Triple-A debut on June 13 at Albuquerque, tossing one scoreless inning...allowed just three earned runs over final 19.0 innings of the 2018 regular season...appeared once during Memphis's PCL championship run, allowing two hits, two walks and a home run over 1.1 innings on September 7 vs. Oklahoma City...didn't allow an earned run in 12 of his first 13 appearances for Springfield following his Double-A debut on 5/15/17...over two seasons at Anderson College, went 6-8 with a 4.56 ERA in 38 appearances (11 GS), striking out 124 in 104.2 innings.



FRONT OFFICE

2019 CARDINALS

2018 REVIEW

HISTORY

MINOR LEAGUES

TEXAS LEAGUE

MISC.

Shane BILLINGS

OF



Height: 5'11" **Bats:** R **Born:** 12/14/1994
Weight: 195 **Throws:** L **School:** Wingate University (NC)
Birthplace/Resides: Greensboro, NC/Kernersville, NC
Acquired: Selected in the 13th round (406th overall) of the 2016 First-Year Player Draft

YR	CLUB	LG	AVG	G	AB	R	H	2B	3B	HR	RBI	SH	SF	HP	BB	SO	SB	CS	SLG	OBP	E
16	Johnson City	APP	.241	50	191	27	46	4	1	0	18	0	2	0	8	34	8	6	.272	.269	4
17	Peoria	MID	.310	46	168	26	52	3	3	1	11	3	1	1	7	27	14	5	.310	.339	0
	Palm Beach	FSL	.281	59	224	22	63	11	1	0	12	1	1	1	11	38	3	2	.339	.656	4
18	Springfield	TEX	.154	11	26	3	4	0	0	1	1	0	0	1	1	5	0	0	.154	.214	1
	Palm Beach	FSL	.273	101	388	39	106	14	1	4	37	6	0	1	14	68	11	5	.345	.300	3
Minor League Totals			.272	267	997	117	271	32	6	6	79	10	4	4	41	172	36	18	.334	.302	12

CAREER HIGHLIGHTS

Billings made his Double-A debut with Springfield on August 1, 2018 against Tulsa, reaching in his first at-bat after getting hit by a pitch...recorded first Double-A hit on August 2, 2018 at Northwest Arkansas in his first career Springfield start, finishing the day 1-for-4, and hit his first home run with Springfield a day later on August 3...opened 2018 with High-A Palm Beach, recording career-bests in home runs (4), doubles (14, tie) and RBIs (37) while batting .273 in 101 games...in 2017, ranked among Cardinals minor leaguers in hits (115, 10th), triples (4, 19th) and stolen bases (17, 16th)...was 2-for-6 with two walks and an RBI in 2017 Florida State League playoffs...in 2016 Appalachian League playoffs, batted .353 (6-for-17) with two doubles, a home run and two RBIs while leading all playoff participants with eight runs and three steals...while at Wingate University in 2016, ranked fourth in NCAA Division II with 96 hits and 74 runs and 9th with a .444 batting average.

Genesis CABRERA

LHP



Height: 6'1" **Bats:** L **Born:** 10/10/1996
Weight: 170 **Throws:** L
Birthplace/Resides: Santo Domingo, D.R.
Acquired: Obtained from Tampa Bay with OF Justin Williams and RHP Roel Ramirez for CF Tommy Pham and Future Considerations on July 31, 2018

YR	CLUB	LG	W-L	ERA	G	GS	CG	SHO	SV	IP	H	R	ER	HR	HB	BB	SO	WP	BK
14	DSL Rays	ROK	2-1	2.45	14	1	0	0	0	29.1	20	9	8	0	0	3	26	3	0
15	Princeton	APP	0-0	3.18	5	2	0	0	0	17.0	16	6	6	0	2	4	19	1	0
16	Bowling Green	MID	11-5	3.88	23	22	2	0	0	116.0	110	58	50	9	5	48	96	6	2
17	Charlotte	FSL	4-5	2.84	13	12	0	0	0	69.2	45	25	22	3	3	25	60	8	0
	Montgomery	SOU	5-4	3.62	12	12	0	0	0	64.2	75	32	26	6	3	27	51	5	1
18	Montgomery	SOU	7-6	4.12	21	20	0	0	0	113.2	90	53	52	11	2	57	124	9	2
	Memphis	PCL	0-0	0.00	1	0	0	0	0	2.0	0	0	0	0	0	1	3	0	0
	Springfield	TEX	1-3	4.74	5	5	0	0	0	24.2	24	15	13	3	0	13	21	2	0
Minor League Totals			30-24	3.65	94	74	2	0	0	437.0	380	198	177	32	15	178	400	34	5

CAREER HIGHLIGHTS

Ranked by MLB.com as Cardinals' 13th-best prospect entering 2019...Cabrera was originally signed by the Tampa Bay Rays to a Minor League contract on Nov. 1, 2013 as a 17 year old...he was acquired by St. Louis in a trade with Tampa Bay on July 31, 2018 that sent former Springfield Cardinal Tommy Pham to the Rays...was assigned to Springfield on July 31, 2018 and made his debut on August 5 at Northwest Arkansas, striking out four over 6.0 innings in a no-decision (2 ER, 3 H, 2 BB)...before being traded, allowed one or zero earned runs in eight of 20 starts with Double-A Montgomery, including 7.0 shutout innings with 12 strikeouts at Mississippi on June 4...assigned to Triple-A Memphis on September 2...made Triple-A debut Sept. 3, tossing 2.0 scoreless innings and striking out three...named 2018 Dominican Winter League Rookie of the Year pitching for the Licey Tigers, appearing in 20 games with a 1.26 ERA and 21 strikeouts in 14.1 innings (0.63 WHIP)...two-time Mid-Season All-Star, first for Bowling Green in the Midwest League (2016) and Montgomery in the Southern League (2018)...was Florida State League Pitcher of the Week for the week of May 28, 2017 while with Charlotte.



Conner CAPEL

CF

@ConnerCapel



Height: 6'1" **Bats:** R **Born:** 5/19/1997
Weight: 185 **Throws:** R **School:** Seven Lakes HS (TX)
Birthplace/Resides: Katy, TX
Acquired: Obtained from Cleveland with RF Jhon Torres for CF Oscar Mercado on July 31, 2018

YR	CLUB	LG	AVG	G	AB	R	H	2B	3B	HR	RBI	SH	SF	HP	BB	SO	SB	CS	SLG	OBP	E
16	AZL Indians	AZL	.210	35	138	22	29	5	3	0	13	1	2	1	11	20	10	3	.290	.270	4
17	Lake County	MID	.246	119	439	73	108	22	7	22	61	2	4	4	43	108	15	10	.478	.316	3
18	Lynchburg	CAR	.261	89	322	47	84	17	3	6	44	3	7	2	49	72	15	10	.388	.355	8
	Palm Beach	FSL	.248	29	117	11	29	6	1	1	19	1	0	1	7	30	0	1	.342	.296	0
Minor League Totals			.246	272	1016	153	250	50	14	29	137	7	13	8	110	230	40	24	.408	.321	15

CAREER HIGHLIGHTS

The speedy outfielder is ranked by MLB.com as the Cardinals' ninth-best prospect entering 2019...made his debut in the Cardinals organization after being acquired by St. Louis from Cleveland on July 31, 2018 in the Oscar Mercado trade...originally drafted by Cleveland in the 5th round (152nd overall) of the 2016 First-Year Player Draft...went 1-for-3 in his debut with High-A Palm Beach, collecting hits in each of his first five games with the Cardinals...had an 11-game hitting streak (18-for-44) with Lynchburg between April 14 and April 26, 2018...stole 40 bases in 243 games in the Indians system but was 0-for-1 on the basepaths in 29 games with Palm Beach...had a career-best .355 OBP when traded from Lynchburg...in 2017, was among Midwest League leaders in home runs (22, 3rd), runs (73, T9th) and triples (7, T6th)...recorded first-career two-homer game on May 17, 2017 at Great Lakes, going 2-for-4 with two RBIs...has one other two-home run game: Aug. 6, 2017 vs. West Michigan, going 2-for-3 with three RBIs...twice named Midwest League Player of the Week for Lake County in 2017 (June 4, August 13)...named 2018 Carolina League Mid-Season All-Star for Lynchburg...son of former Major League pitcher Mike Capel, who appeared in 49 MLB games for the Cubs (1988, 22 G, 4.91 ERA), Brewers ('90, 2 G, 135.00 ERA) and Astros ('91, 25 G, 3.03 ERA) after pitching for the University of Texas, accumulating a 4.62 ERA and 3-4 record with three saves.

Dylan CARLSON

OF

@DCarls_06



Height: 6'3" **Bats:** S **Born:** 10/23/1998
Weight: 195 **Throws:** R **School:** Elk Grove HS (CA)
Birthplace/Resides: Sacramento, CA/Elk Grove, CA
Acquired: Selected in the 1st round (33rd overall) of the 2016 First-Year Player Draft

YR	CLUB	LG	AVG	G	AB	R	H	2B	3B	HR	RBI	SH	SF	HP	BB	SO	SB	CS	SLG	OBP	E
16	GCL Cardinals	ROK	.251	50	183	30	46	13	3	3	22	0	1	1	16	52	4	2	.404	.313	1
17	Peoria	MID	.240	115	383	63	92	18	1	7	42	4	3	9	52	116	6	6	.347	.342	4
18	Peoria	MID	.234	13	47	5	11	3	0	2	9	0	0	0	10	10	2	0	.426	.368	0
	Palm Beach	FSL	.247	99	376	63	93	19	3	9	53	1	5	7	52	78	6	3	.386	.345	4
Minor League Totals			.245	277	989	161	242	53	7	21	126	5	9	16	130	256	18	11	.376	.340	9

CAREER HIGHLIGHTS

Named by MLB.com as the Cardinals' No. 12 prospect entering 2019...made High-A debut with Palm Beach on April 25, 2018 vs. Jupiter...hit a career-best 11 home runs in 2018 between Low-A Peoria and Palm Beach...52 walks ranked seventh in the Florida State League in 2018 despite playing in just 99 games...ranked ninth (tie) among Cardinals minor leaguers in runs scored in 2017 (63)...posted a 10-game hitting streak (8/16-28) in 2016, batting .333 during the stretch...batted .267 with two triples and three RBIs in the 2016 Gulf Coast League playoffs...in high school, hit .407 with nine home runs and 40 RBIs in 36 games as a senior, and .322 with 11 homers and 104 RBIs over his career...pitched a complete game four-hitter with 10 strikeouts to lead Elk Grove to 2016 Division 1 Sac-Joaquin Section Championship...his father, Jeff, his head coach at Elk Grove High School.



FRONT OFFICE

2019 CARDINALS

2018 REVIEW

HISTORY

MINOR LEAGUES

TEXAS LEAGUE

MISC.

Chris CHINEA

C/1B

@ChrisChina_20



Height: 5'11" **Bats:** R **Born:** 5/3/1994
Weight: 225 **Throws:** R **School:** Louisiana State University
Birthplace/Resides: Miami, FL/Palmetto Bay, FL
Acquired: Selected in the 17th round (521st overall) of the 2015 First-Year Player Draft

YR	CLUB	LG	AVG	G	AB	R	H	2B	3B	HR	RBI	SH	SF	HP	BB	SO	SB	CS	SLG	OBP	E
15	Johnson City	APP	.313	44	160	19	50	11	1	6	27	0	2	0	12	26	0	0	.506	.356	2
	State College	NYP	.200	2	5	0	1	0	0	0	0	0	0	0	2	0	0	0	.200	.200	0
16	Peoria	MID	.312	99	381	40	119	24	0	6	63	0	4	2	22	64	1	1	.423	.350	10
17	Palm Beach	FSL	.260	123	466	48	121	24	0	6	48	3	3	5	34	93	0	1	.350	.315	5
18	Springfield	TEX	.231	89	299	39	69	12	0	14	39	0	1	1	15	72	0	0	.411	.269	0
Minor League Totals			.275	357	1311	146	360	71	1	32	177	3	10	8	83	257	1	2	.404	.319	17

CAREER HIGHLIGHTS

After opening 2018 on Springfield's Opening Day roster, China made his Double-A debut on April 7, 2018, going 1-for-4 with a home run and an RBI at Midland...finished third on Springfield with a career-best 14 home runs...named Texas League Player of the Week for 7/1/18 (7-for-15, 3 HR, 4 RBIs)...In 2017, ranked among Cardinals minor leaguers in hits (121, 8th) and doubles (24, 7th)...was 4-for-9 with an RBI in the 2017 Florida State League playoffs...in 2016, ranked seventh in the Midwest League in batting (.312), was Top 10 among Cardinals minor leaguers in batting (8th), hits (119, 7th), doubles (24, 5th) and RBIs (63, 6th)...posted 17 multi-RBI games in 2016 and hit safely in 13 straight road games (4/28-5/30), batting .320 (16-for-50) during the streak...named a 2015 MiLB.com Organization All-Star for Johnson City and State College...homered in his second professional at-bat (6/25) vs. Kingsport...named a 2014 Cape Cod League All-Star and went 1-for-2 with a home run in the all-star game, representing the Wareham Gatemen...attended Gulliver Prep in Miami, Florida, where he was named a Louisville Slugger and *Baseball America* High School All-American.

Jesus CRUZ

RHP

Height: 6'1" **Bats:** R **Born:** 4/15/1995
Weight: 225 **Throws:** R
Birthplace/Resides: Salinas de Hidalgo, MX
Acquired: Signed by the Cardinals as a non-drafted free agent on July 2, 2017

YR	CLUB	LG	W-L	ERA	G	GS	CG	SHO	SV	IP	H	R	ER	HR	HB	BB	SO	WP	BK
17	Monterrey Sultans	MEX	0-1	8.49	13	0	0	0	0	11.2	17	11	11	1	1	7	11	0	0
	DSL Cardinals	DSL	3-0	0.71	9	0	0	0	2	12.2	5	3	1	0	0	4	19	0	0
	State College	NYP	1-0	1.93	5	0	0	0	1	4.2	4	1	1	0	0	0	8	0	0
	GCL Cardinals	GCL	0-0	5.40	1	0	0	0	0	1.2	4	1	1	0	0	0	3	0	0
18	Peoria	MID	1-1	2.16	5	5	0	0	0	16.2	17	6	4	0	2	8	19	1	0
	Palm Beach	FSL	6-0	3.54	25	11	0	0	1	68.2	49	27	27	5	2	33	85	2	1
Minor League Totals			11-2	3.49	58	16	0	0	4	116.0	96	49	45	6	5	52	145	3	1

CAREER HIGHLIGHTS

The Salinas de Hidalgo native has seen six levels of the Cardinals minor league system since being signed by St. Louis out of Mexico on July 2, 2017, participating in the Dominican Summer League (ROK), the Gulf Coast League (ROK), State College (Short-A), Peoria (Low-A) and Palm Beach (High-A)...made the jump to Palm Beach to open 2018 and debuted with 4.2 scoreless innings over five appearances...ERA jumped from 0.00 on April 20, 2018 to 5.23 on June 1, resulting in an assignment to Peoria...converted to a starter in Peoria, resulting in a 2.16 ERA over five starts (16.2 IP, 19 K)...started 10 games for Palm Beach from July 12-August 30, allowing 15 earned runs in 48.0 innings (3.20 ERA) and striking out 54...struck out nine batters in three starts in 2018, with the most recent coming Aug. 14 vs. Tampa (6.0 IP, 4 H, 1 R)...Made Single-A debut with State College on Aug. 27, 2017, striking out three over 1.1 scoreless innings...grew up idolizing Hall of Fame closer Mariano Rivera.



Bryan DOBZANSKI

RHP
@Dobzanski



Height: 6'5" **Bats:** R **Born:** 8/31/1995
Weight: 230 **Throws:** R **School:** Delsea Regional HS (NJ)
Birthplace/Resides: Franklinville, NJ
Acquired: Selected in the 29th round (885th overall) of the 2014 First-Year Player Draft

YR	CLUB	LG	W-L	ERA	G	GS	CG	SHO	SV	IP	H	R	ER	HR	HB	BB	SO	WP	BK
14	GCL Cardinals	ROK	2-1	2.67	8	4	0	0	0	27.0	18	11	8	1	1	7	17	1	1
15	Johnson City	ROK	1-1	3.94	4	3	0	0	0	16.0	19	9	7	0	0	2	13	0	0
16	State College	NYP	4-6	3.93	14	13	0	0	0	71.0	81	36	31	3	6	26	37	5	0
17	Peoria	MID	2-5	3.70	31	12	0	0	0	90.0	96	50	37	6	2	34	69	1	0
18	Peoria	MID	5-3	2.89	29	0	0	0	4	43.2	39	19	14	3	3	12	46	5	0
	Palm Beach	FSL	3-1	1.13	13	0	0	0	4	16.0	12	3	2	0	0	6	15	2	0
Minor League Totals			17-17	3.38	99	32	0	0	8	263.2	265	128	99	13	12	87	197	14	0

CAREER HIGHLIGHTS

The big righty was elected to his first Mid-Season All-Star game in 2018 in his first full season as a reliever...since making his last start on June 18, 2017, has allowed just 24 earned runs in 96.0 innings (2.25 ERA) with 93 strikeouts in 62 relief appearances... Started the first 12 games of 2017 (1-5, 4.69 ERA), came on in relief the final 19 games (1-0, 2.10 ERA)...pitched one inning in the 2017 Midwest League playoffs, allowing one run with a blown save...threw a career-high 8.0 innings at West Virginia on June 26, 2016 (1 R, 6 H, 1 BB) in a win...fired 6.0 scoreless innings in opener of the NY-Penn League playoffs semi-finals for the win...in high school, was named first team All-South Jersey Times Pitcher with a 0.91 ERA over 46.0 innings (68 Ks) as a senior...was a two-sport athlete as a two-time high school state champion wrestler in the 220-lb. class, posting a record of 158-8 over his career and 46-0 his senior year...a two-time Daily Journal Boys' Athlete of the Year...signed his letter of intent to play baseball at the University of Louisville.

Blake DRAKE

OF
@blakedrake9



Height: 6'1" **Bats:** R **Born:** 7/11/1993
Weight: 190 **Throws:** R **School:** Concordia University (OR)
Birthplace/Resides: Ramona, CA
Acquired: Selected in the 18th round (555th overall) of the 2014 First-Year Player Draft

YR	CLUB	LG	AVG	G	AB	R	H	2B	3B	HR	RBI	SH	SF	HP	BB	SO	SB	CS	SLG	OBP	E
14	Johnson City	APP	.282	64	241	33	68	15	0	6	35	4	2	7	25	49	7	4	.419	.364	5
15	Peoria	MID	.219	58	187	25	41	11	1	6	17	0	3	1	13	35	6	3	.385	.270	4
	Palm Beach	FSL	.200	62	215	18	43	10	2	2	18	2	0	2	14	54	6	4	.293	.255	2
16	Palm Beach	FSL	.233	71	253	24	59	14	3	1	26	0	5	5	24	43	11	3	.324	.307	2
	Springfield	TEX	.254	58	193	27	49	8	1	5	26	1	0	0	19	53	3	4	.383	.321	1
17	Springfield	TEX	.220	12	41	4	9	1	0	2	4	1	0	0	5	7	1	1	.390	.304	2
	Palm Beach	FSL	.245	82	314	32	77	15	2	7	27	7	1	4	21	70	6	3	.373	.300	2
18	Springfield	TEX	.235	93	289	31	68	19	0	6	34	1	2	1	21	76	5	3	.363	.288	2
Minor League Totals			.239	500	1733	194	414	93	9	35	187	20	13	20	142	387	45	25	.364	.302	20

CAREER HIGHLIGHTS

Drake had hit streaks in 2018 of five games (8/1-7) and seven games (7/17-27), and a 17-game on-base streak (7/4-27) in which he hit .345 (20-for-58)...has 57 career outfield assists after eight in 2018...tied for the Florida State League lead among outfielders with 13 assists in 2017...rated as having the "Best Outfield Arm" in the Florida State League by Baseball America...drew three walks and scored two runs in the 2017 Florida State League playoffs...scored the winning walk-off run in Game 2 (9/6/17) to give Palm Beach FSL Co-Championship...in 2016, ranked among Cardinals minor leaguers in doubles (22, 7th), triples (4, 10th) and stolen bases (14, T10th)...posted a 13-game hitting streak (4/14-27), batting .289 (13-for-45) during the stretch...in 2014, ranked among Appalachian League leaders in at-bats (241, 5th) and total bases (101, T3rd), posted an eight-game hitting streak and two seven-game hitting streaks, hit safely in 44-of-64 games with 21 multi-hit games and led Johnson City with six home runs.



FRONT OFFICE

2019 CARDINALS

2018 REVIEW

HISTORY

MINOR LEAGUES

TEXAS LEAGUE

MISC.

Seth ELLEDGE

Height: 6'3" **Bats:** R **Born:** 5/20/1996
Weight: 230 **Throws:** R **School:** Dallas Baptist University
Birthplace/Resides: Frisco, TX
Acquired: Obtained from Seattle for RHP Sam Tuivailala on July 27, 2018

RHP

@SethWElledge



YR	CLUB	LG	W-L	ERA	G	GS	CG	SHO	SV	IP	H	R	ER	HR	HB	BB	SO	WP	BK
17	Everett	NWL	0-0	4.50	4	0	0	0	0	4.0	2	2	2	0	1	2	7	0	1
	Clinton	MID	3-0	3.00	15	0	0	0	5	21.0	14	8	7	1	0	6	35	1	0
18	Modesto	CAL	5-1	1.17	31	0	0	0	9	38.1	18	10	5	1	2	15	54	3	0
	Springfield	TEX	3-1	4.32	13	0	0	0	4	16.2	13	10	8	3	0	6	20	3	0
Minor League Totals			11-2	2.48	63	0	0	0	18	80.0	47	30	22	5	3	29	116	7	1

CAREER HIGHLIGHTS

Elledge enters 2019 as the Cardinals No. 22 prospect, according to MLB.com...after being traded to St. Louis on July 27, 2018, was assigned to Springfield and made his debut on July 29 (1.0 IP, 1 H, 1 R, 1 K)...didn't allow an earned run in nine of 13 appearances for Springfield...made Triple-A debut with Memphis in the Pacific Coast League playoffs on Sept. 11, striking out two in one scoreless inning at Fresno...named a 2018 California League Mid-Season All-Star for Modesto and had a career-best 1.17 ERA for the Nuts when traded to St. Louis...didn't allow an earned run in 23 consecutive appearances for Modesto (4/22-7/12), spanning 26.0 innings (35 Ks)...originally drafted by Seattle in the fourth round (123rd overall) of the 2017 First-Year Player Draft...recorded his first career win on July 28, 2017 vs. Quad Cities...graduated from Frisco Centennial High School in 2013...played three seasons at Dallas Baptist University, where he was named 2016 First Team All-Missouri Valley Conference as a sophomore...led MVC with 14 saves in 2016 with a 1.61 ERA, including a career-high 2.1 scoreless innings vs. Missouri State to help DBU clinch the MVC Tournament title on 5/28/16...pitched in the Cape Cod League for the Falmouth Commodores in 2016, striking out 19 in 13.2 innings (2.63 ERA)...middle name is Wayne.

Junior FERNANDEZ

Height: 6'3" **Bats:** R **Born:** 3/2/1997
Weight: 205 **Throws:** R
Birthplace/Resides: Santo Domingo Centro, DR/Port St. Lucie, FL
Acquired: Signed by the Cardinals as a non-drafted free agent on July 2, 2014

RHP

YR	CLUB	LG	W-L	ERA	G	GS	CG	SHO	SV	IP	H	R	ER	HR	HB	BB	SO	WP	BK
14	DSL Cardinals	DSL	0-5	5.79	7	6	0	0	0	28.0	29	25	18	1	5	12	13	7	0
15	GCL Cardinals	GCL	3-2	3.88	11	9	0	0	0	51.0	54	27	22	0	5	15	58	7	1
	Palm Beach	FSL	0-0	1.35	2	1	0	0	0	6.2	8	2	1	0	0	2	5	2	0
16	Peoria	MID	6-5	3.33	14	14	0	0	0	78.1	71	37	29	3	5	34	63	7	0
	Palm Beach	FSL	2-2	5.36	10	6	0	0	0	43.2	48	29	26	4	3	20	25	2	0
17	Palm Beach	FSL	5-3	3.69	16	16	1	0	0	90.1	82	41	37	5	7	39	58	7	2
18	Palm Beach	FSL	1-0	0.00	8	0	0	0	3	9.2	9	2	0	0	2	2	7	0	0
	Springfield	TEX	0-0	5.14	16	0	0	0	0	21.0	19	12	12	1	0	16	17	1	0
Minor League Totals			17-17	3.97	84	52	1	0	3	328.2	320	175	145	14	27	140	246	33	3

CAREER HIGHLIGHTS

Entering his sixth season with the Cardinals organization, Fernandez opens 2019 as St. Louis' 14th-best prospect, according to MLB.com...made Double-A debut with Springfield on July 13, 2018, allowing three runs on one hit and four walks in 0.2 innings at Arkansas...after allowing nine earned runs in his first 11.1 Double-A innings, tossed 10.0 consecutive scoreless innings (8 G) to end the season...started 2018 on the Injured List and was then sent to Single-A Palm Beach, where he didn't allow an earned run and converted all three save opportunities...used largely as a starter from 2014-17 (52 GS, 60 G), Fernandez made only relief appearances in 2018...named a 2017 Florida State League Mid-Season All-Star for Palm Beach, and was twice named FSL Pitcher of the Week (4/23, 5/14)...rated as having the "Best Changeup" in the Cardinals organization by Baseball America...in 2016, T8th among Cardinals minor league pitchers with eight wins...in 2015, did not allow a home run to 247 total batters faced...played sophomore year of high school baseball at Miami's Felix Varela High School.



Jose GODOY

@joseegodoy4



Height: 5'11" **Bats:** L **Born:** 10/13/1994
Weight: 220 **Throws:** R
Birthplace/Resides: Maracaibo, VZ/San Francisco, VZ
Acquired: Signed by the Cardinals as a non-drafted free agent on July 2, 2011

YR	CLUB	LG	AVG	G	AB	R	H	2B	3B	HR	RBI	SH	SF	HP	BB	SO	SB	CS	SLG	OBP	E
12	DSL Cardinals	DSL	.239	46	142	15	34	4	1	0	15	0	3	4	32	22	0	2	.282	.387	8
13	GCL Cardinals	GCL	.263	36	114	15	30	5	0	0	13	0	0	5	14	18	0	0	.307	.368	3
14	Palm Beach	FSL	.000	2	4	0	0	0	0	0	0	0	0	0	0	1	0	0	.000	.000	0
	Johnson City	APP	.331	36	118	15	39	4	0	1	18	0	0	1	18	11	0	0	.390	.423	6
15	Palm Beach	FSL	.167	3	6	1	1	0	0	0	0	0	0	0	1	1	0	0	.167	.286	1
	State College	NYP	.234	36	107	10	25	7	1	0	18	0	2	3	14	15	0	0	.318	.333	0
16	Springfield	TEX	1.000	1	1	0	1	0	0	0	0	0	0	0	0	0	0	0	1.000	1.000	-
	Peoria	MID	.293	80	287	36	84	11	0	1	31	1	2	8	29	34	1	1	.341	.371	2
17	Palm Beach	FSL	.265	69	238	21	63	14	0	4	41	6	2	3	16	36	1	2	.374	.317	3
18	Springfield	TEX	.226	9	31	3	7	1	0	0	0	0	0	2	3	0	0	0	.258	.273	1
	Palm Beach	FSL	.289	68	211	25	61	10	1	2	18	5	1	7	25	37	2	0	.374	.381	1
Minor League Totals			.274	386	1259	141	345	56	3	8	154	12	10	31	151	178	4	5	.342	.363	25

CAREER HIGHLIGHTS

Has thrown out 44.2 percent (153 CS-346 SB ATT) of attempted base stealers over his professional career...named a 2018 Florida State League Mid-Season All-Star for Palm Beach...made Double-A debut with Springfield on July 7, 2016, going 1-for-1...recorded hits in seven of nine games in Springfield in 2018...was 1-for-4 in the 2017 Florida State League playoffs...pitched one scoreless inning (the 15th inning) for Peoria in a 9-9 tie at West Michigan on July 22, 2016...posted a perfect 1.000 fielding percentage in 2015 over 262 total chances in the New York-Penn League...threw out a career-high 47.5 percent (19 CS/40 SB ATT) of attempted base stealers in 2014...posted an 11-game hitting streak (6/23-7/9), batting .432 (16-37) during the stretch.

Derian GONZALEZ

RHP



Height: 6'2" **Bats:** R **Born:** 1/31/1995
Weight: 230 **Throws:** R
Birthplace/Resides: Santa Barbara del Zulia, VZ
Acquired: Signed by the Cardinals as a non-drafted free agent on Sept. 12, 2012

YR	CLUB	LG	W-L	ERA	G	GS	CG	SHO	SV	IP	H	R	ER	HR	HB	BB	SO	WP	BK
13	DSL Cardinals	DSL	1-2	4.83	12	6	0	0	2	41.0	40	26	22	0	2	28	40	12	1
14	DSL Cardinals	DSL	2-2	3.11	13	11	0	0	0	55.0	52	27	19	1	3	22	62	16	0
15	GCL Cardinals	GCL	3-5	4.23	11	10	0	0	0	55.1	61	30	26	0	3	16	55	6	1
16	Peoria	MID	5-0	2.39	15	15	0	0	0	75.1	65	24	20	1	0	33	70	13	0
	Palm Beach	FSL	1-2	1.46	4	4	0	0	0	24.2	16	9	4	0	0	11	24	3	0
17	Palm Beach	FSL	4-7	4.33	18	15	1	1	0	79.0	78	40	38	5	3	30	72	8	0
	GCL Cardinals	GCL	0-0	3.00	2	2	0	0	0	3.0	5	2	1	0	0	6	1	0	
18	Memphis	PCL	0-0	5.91	8	0	0	0	1	10.2	13	7	7	0	0	4	12	1	0
	GCL Cardinals	GCL	0-1	1.42	6	6	0	0	0	6.1	4	2	1	0	0	4	10	2	0
	Springfield	TEX	4-0	2.76	13	0	0	0	1	16.1	13	6	5	0	0	7	10	0	0
Minor League Totals			20-19	3.51	102	69	1	1	4	366.2	347	173	143	7	11	155	361	62	2

CAREER HIGHLIGHTS

Gonzalez made his Double-A debut with Springfield on July 20, 2018, allowing a run on two hits in 1.1 innings (1 K)...help opponents scoreless in 10 of 13 appearances in Springfield...opened 2018 with Triple-A Memphis, debuting with the Redbirds on April 5 (0.0 IP, 4 H, 3 ER)...sent to Gulf Coast League on June 30 following a stint on the Injured List, where he made six shortened starts...used primarily as a reliever for the first time in 2018 (27 G, 6 GS) after starting 63 games between 2013-17...has three career double-digit strikeout efforts in his career...allowed just two home runs in the first four years of his career spanning 251.1 innings and 1,083 batters faced before surrendering five in 2017...hurled 24.0 consecutive scoreless innings from 5/18-6/8/2017 for Palm Beach...named a 2014 Dominican Summer League (DSL Cardinals) and a 2016 Midwest League (Peoria) Mid-Season All-Star.



FRONT OFFICE

2019 CARDINALS

2018 REVIEW

HISTORY

MINOR LEAGUES

TEXAS LEAGUE

MISC.

Scott HURST

OF

@ScottieHurst



Height: 5'10" **Bats:** L **Born:** 3/25/1996
Weight: 180 **Throws:** R **School:** Cal State Fullerton
Birthplace/Resides: Glendora, CA
Acquired: Selected in the third round (94th overall) of the 2017 First-Year Player Draft

YR	CLUB	LG	AVG	G	AB	R	H	2B	3B	HR	RBI	SH	SF	HP	BB	SO	SB	CS	SLG	OBP	E
17	State College	NYP	.282	55	213	36	60	11	6	3	21	2	2	3	22	58	6	4	.432	.354	0
18	GCL Cardinals	GCL	.400	5	15	5	6	3	0	0	2	0	0	0	5	2	2	0	.600	.550	1
	Peoria	MID	.295	49	190	28	56	11	1	3	25	0	4	3	19	41	7	4	.411	.361	2
	Palm Beach	FSL	.354	14	48	10	17	6	0	1	9	0	1	0	8	10	1	0	.542	.439	0
Minor League Totals			.298	123	466	79	139	31	7	7	57	2	7	6	54	111	16	8	.440	.373	3

CAREER HIGHLIGHTS

Hurst opened his 2018 season in Peoria with a 10-game hitting streak (4/25-5/7), batting .341 over the stretch (15-for-44)...made High-A debut with Palm Beach on Aug. 1, 2018...hitless in first 20 at-bats at Palm Beach, but finished season with multi-hit efforts in six of final nine games of 2018 (17-for-28), including 3+ hits on August 6-8, batting .607 with nine runs and eight RBIs...in 2017, tied for third in the New York-Penn League with six triples and tied for sixth among Cardinals minor leaguers...had seven outfield assists and tied for the 2017 NY-Penn League lead in double plays converted among outfielders...was named First Team All-Big West at Cal State Fullerton in 2017, when he led the Titans with 12 home runs as a junior...played two games in the College World Series...went 5-for-5 with four home runs at Cal State Northridge on 5/20/17...played for the Alaska Goldpanners (Fairbanks, AK) of the Alaska Baseball League in 2014...was the Cardinals first selection in the 2017 draft...attended Bishop Amat High School (La Puente, CA), where he was CIF Player of the Year, All Area Player of the Year and LA Times First Team as a senior in 2014 (.419 AVG, 25 RBIs, 0.60 ERA, 6 SV)...favorites include Jacoby Ellsbury, Fenway Park, Jack Johnson (musician), Chili's (restaurant), Denzel Washington, spaghetti, "Man on Fire" (movie) and the Dodgers.

Connor JONES

RHP

@ConnorJones33



Height: 6'3" **Bats:** R **Born:** 10/10/1994
Weight: 215 **Throws:** R **School:** University of Virginia
Birthplace/Resides: Hartford, CT/Chesapeake, VA
Acquired: Selected in the second round (70th overall) of the 2016 First-Year Player Draft

YR	CLUB	LG	W-L	ERA	G	GS	CG	SHO	SV	IP	H	R	ER	HR	HB	BB	SO	WP	BK
16	GCL Cardinals	GCL	0-0	2.25	4	0	0	0	0	4.0	3	1	1	0	0	1	3	0	0
	State College	NYP	0-0	4.22	7	0	0	0	1	10.2	15	6	5	0	0	2	8	1	0
17	Springfield	TEX	1-0	2.70	1	1	0	0	0	6.2	6	2	2	1	0	3	2	0	0
	Palm Beach	FSL	8-5	3.97	24	21	0	0	1	113.1	120	60	50	3	6	49	76	9	2
18	Memphis	PCL	1-0	6.46	4	4	0	0	0	15.1	20	14	11	1	4	14	16	3	0
	Springfield	TEX	5-5	3.80	22	17	0	0	0	94.2	96	48	40	4	9	51	66	7	0
Minor League Totals			15-10	4.01	62	43	0	0	2	244.2	260	131	109	9	19	120	171	20	2

CAREER HIGHLIGHTS

Ranked by MLB.com as the Cardinals' No. 30 prospect entering 2019...pitched a season-high 7.0 shutout, one-hit innings against Tulsa on June 12 for Springfield, carrying a no-hitter into the eighth inning and striking out a season-best six batters...named a 2018 Texas League Mid-Season All-Star...made Triple-A debut with Memphis on July 30, tossing 4.0 innings without allowing an earned run (3 R, 5 H, 3 BB, 6 K)...finished 2018 season with four relief appearances for Springfield (6.2 IP, 6 H, 3 ER, 8 K)...threw 6.0 innings allowing one unearned run in the 2017 Florida State League Playoffs...ranked T10th among Cardinals minor leaguers in 2017 with nine wins...while at Virginia, was named First Team All-American by ABCA and NCBWA his junior year (2016), posting an 11-1 record and 2.34 ERA...helped lead Virginia to the National Championship in 2015 with a 7-3 record and led the Atlantic Coast Conference in innings pitched (115.2)...made two starts in the College World Series and earned a win against Arkansas (6/13)...Previously drafted by the San Diego Padres in the 21st round of the 2013 First-Year Player Draft, but did not sign...was 10-0 with a 0.00 ERA his senior season at Great Bridge (VA) high school...winning pitcher in the 2012 Under Armour All-America Game at Wrigley Field.



Evan KRUCZYNSKI

LHP

@evankruz



Height: 6'5" **Bats:** L **Born:** 3/31/1995
Weight: 215 **Throws:** L **School:** East Carolina University
Birthplace/Resides: Franklin, WI
Acquired: Selected in the ninth round (274th overall) of the 2017 First-Year Player Draft

YR	CLUB	LG	W-L	ERA	G	GS	CG	SHO	SV	IP	H	R	ER	HR	HB	BB	SO	WP	BK
17	Peoria	MID	4-3	3.41	14	13	0	0	0	68.2	70	27	26	7	6	15	55	4	1
18	Palm Beach	FSL	5-3	4.03	15	15	0	0	0	76.0	74	37	34	6	3	21	74	4	1
	Springfield	TEX	2-3	2.50	6	6	0	0	0	39.2	27	11	11	1	1	10	33	2	0
Minor League Totals				3.47	35	34	0	0	0	184.1	171	75	71	14	10	46	162	10	2

CAREER HIGHLIGHTS

Kruczynski made his Double-A debut with Springfield on July 30 vs. Tulsa, throwing 7.0 shutout innings and striking out eight (2 H, 2 BB)...followed up his impressive debut with three more 7.0-inning outings, allowing a total of just three runs over his first 28.0 Double-A innings (0.96 ERA)...struck out a career-high 10 batters over 7.2 innings for Palm Beach on May 11, 2018 at Bradenton... continued success in 2018 Arizona Fall League, posting a 1.99 ERA over 22.2 innings and striking out 20 over 6 starts (2-2) for the Surprise Saguaros...awards in 2018 include being named an Arizona Fall League Rising Star, the Texas League Pitcher of the Week for 8/5, and a Florida State League Mid-Season All-Star for Palm Beach...at ECU, was named co-captain as a senior, starting 10 games with a 4.47 ERA before being drafted, fanning five or more batters in six starts...earned Third-Team All-America honors from D1baseball.com in 2016 as a junior, finishing 8-1 while standing among NCAA leaders in ERA (2.01, 22nd) and starts (17)...recorded 29 career quality starts at ECU...attended Franklin High School (WI), where he was twice named captain of the baseball team and helped the program to 90 wins over four years...was basketball team captain as a senior...majored in Recreation Park Management at ECU. **PRONUNCIATION:** kruh-zen-ski

Will LATCHAM

RHP

@LATCHAM_DOWN



Height: 6'2" **Bats:** R **Born:** 1/26/1996
Weight: 205 **Throws:** R **School:** Coastal Carolina University
Birthplace/Resides: Briarcliffe, PA
Acquired: Selected in the 17th round (514th overall) of the 2017 First-Year Player Draft

YR	CLUB	LG	W-L	ERA	G	GS	CG	SHO	SV	IP	H	R	ER	HR	HB	BB	SO	WP	BK	
17	State College	NYP	3-1	2.05	18	0	0	0	4	30.2	26	11	7	3	1	11	41	4	0	
18	Springfield	TEX	1-1	5.11	10	0	0	0	3	12.1	13	8	7	1	2	5	8	0	0	
	Palm Beach	FSL	4-3	3.00	34	0	0	0	9	42.0	29	16	14	2	5	18	52	1	0	
Minor League Totals				8-5	2.96	62	0	0	0	16	85.0	68	35	28	6	8	34	101	5	0

CAREER HIGHLIGHTS

Finished second among Cardinals minor leaguers in 2018 with 12 saves (17 SVO)...made Double-A debut with Springfield vs. Frisco on July 6, 2018, recording the save (1.0 IP, 1 H) in a 9-8 Cardinals win...earned first Double-A win on July 7, 2018 vs. Midland (1.2 IP, 1 H, 1 BB, 1 K)...assigned back to High-A Palm Beach on August 21, 2018 after allowing seven earned runs in a stretch of 9.2 innings for Springfield...didn't allow a run from 5/22-6/11 for Palm Beach, spanning eight games (9.0 IP, 6-6 SV)...named a 2018 Mid-Season All-Star for Palm Beach...in 2017 with State College, ranked fourth among New York-Penn League relief pitchers and 5th among Cardinals minor league pitchers with 12.03 strikeouts/9 IP...spent part of one season at Coastal Carolina, where he went 3-0 (14 G) with a 1.05 ERA and four saves (29 K, 25.2 IP)...prior to Coastal Carolina, played two seasons at Cumberland County Community College (NJ), where he led NJCAA Division III with 128 strikeouts as a sophomore (2016), finishing 6-3 with a 1.84 ERA (13 GS)...threw three complete games at CCCC as a freshman (2.44 ERA, 57 K, 59.0 IP)...was a two-time All-Philadelphia Catholic League member while at Cardinal O'Hara High School (Philadelphia, PA)...is a big Philadelphia Eagles fan. **PRONUNCIATION:** latch-um



FRONT OFFICE

2019 CARDINALS

2018 REVIEW

HISTORY

MINOR LEAGUES

TEXAS LEAGUE

MISC.

Irving LOPEZ

INF



Height: 5'8" **Bats:** S **Born:** 6/30/1995
Weight: 175 **Throws:** R **School:** Florida International
Birthplace/Resides: Hermosillo Sonora, MX/Mesa, AZ
Acquired: Selected in the 19th round (574th overall) of the 2017 First-Year Player Draft

YR	CLUB	LG	AVG	G	AB	R	H	2B	3B	HR	RBI	SH	SF	HP	BB	SO	SB	CS	SLG	OBP	E
17	Johnson City	APP	.287	50	178	37	51	7	2	5	27	3	3	9	19	25	5	3	.433	.378	6
	State College	NYP	.250	1	4	0	1	1	0	0	1	0	0	10	1	1	1	0	.500	.400	0
18	Peoria	MID	.273	77	289	46	79	20	1	4	26	1	3	13	31	54	2	2	.391	.366	6
	Palm Beach	FSL	.298	33	114	14	34	6	0	2	22	3	1	1	13	13	0	0	.404	.372	4
Minor League Totals			.282	161	585	97	165	34	3	11	76	7	7	33	64	93	8	5	.407	.371	16


CAREER HIGHLIGHTS

Lopez debuted with High-A Palm Beach on July 23, 2018 with a home run at Daytona and had hits in 10 of his first 25 at-bats... while with Low-A Peoria, had a career-best four hits at Wisconsin on April 28, 2018...named a 2018 Midwest League Mid-Season All-Star for Peoria...blasted two home runs for Johnson City at Pulaski on July 30, 2017, going 3-for-4 with five RBIs...named a 2017 Appalachian League Post-Season All-Star for Johnson City...led Florida International with a .335 average and .394 on-base percentage as a junior (2016), and batted .327 in 114 games during his FIU career...transferred from Arizona Western College to Florida International after his sophomore season...batted .429 with eight home runs at Arizona Western as a sophomore...hit over .400 in his final three seasons at Gila Ridge High School (Yuma, AZ).

Jeremy MARTINEZ

C

@Jeremy2Martinez



Height: 5'11" **Bats:** R **Born:** 12/29/1994
Weight: 210 **Throws:** R **School:** Southern California
Birthplace/Resides: Fountain Valley, CA/Playa Vista, CA
Acquired: Selected in the fourth round (136th overall) of the 2016 First-Year Player Draft

YR	CLUB	LG	AVG	G	AB	R	H	2B	3B	HR	RBI	SH	SF	HP	BB	SO	SB	CS	SLG	OBP	E
16	State College	NYP	.325	57	194	28	63	14	2	1	32	1	5	3	32	16	1	1	.433	.419	8
17	Palm Beach	FSL	.189	60	201	16	38	3	0	0	15	3	2	3	21	26	1	0	.204	.273	2
	Springfield	TEX	.000	1	2	0	0	0	0	0	0	0	0	0	1	0	0	0	.000	.333	1
	Memphis	PCL	.333	1	3	4	1	0	0	0	0	0	0	0	2	0	0	0	.333	.600	0
18	Memphis	PCL	.235	6	17	3	4	2	0	0	2	0	0	0	1	1	0	0	.353	.278	0
	Springfield	TEX	.237	58	173	19	41	6	0	5	18	0	3	2	19	28	0	0	.358	.315	2
Minor League Totals			.249	183	590	70	147	25	2	6	67	4	10	8	76	71	2	1	.329	.338	13

CAREER HIGHLIGHTS

Has thrown out 42.0% (58 CS-138 SB ATT) of attempted base stealers in his minor league career...opened 2018 season with Springfield and recorded three multi-hit games in his first nine starts...assigned to Triple-A Memphis on May 12 before returning to Springfield May 28...began 2017 season at High-A Palm Beach, but advanced to Memphis by the end of the season and was part of the Redbirds Pacific Coast League playoff roster, where he batted .286 (8-28) with two walks and an RBI...in 2016, named a New York-Penn League Mid-Season All-Star and a New York-Penn League *Baseball America* Short-Season All-Star...led the NY-Penn League in 2016 in on-base percentage (.419), caught-stealing percentage (45.9%, 17 CS-37 SB ATT) and was the Toughest to Strike Out (14.69 PA/K)...reached base safely in his first 21 straight home games with State College (.447 OBP)...originally drafted by the Chicago Cubs in the 37th round of the 2013 First-Year Player Draft, but did not sign...batted .324 with 202 hits and 116 RBIs at USC, striking out only 43 times over 624 career at-bats...helped Mater Dei High School (CA) to a 2010 CIF Championship as a freshman, and was a Rawlings First Team All-American his senior year (2013)...was on the 2011 Team USA U18 National Team, which also included former Springfield Cardinal Carson Kelly.



Jose MARTINEZ

SS



Height: 5'10" **Bats:** S **Born:** 8/15/1996
Weight: 185 **Throws:** R
Birthplace/Resides: Machiques de Perija, VZ
Acquired: Obtained from Kansas City for C Tony Cruz on December 1, 2015

YR	CLUB	LG	AVG	G	AB	R	H	2B	3B	HR	RBI	SH	SF	HP	BB	SO	SB	CS	SLG	OBP	E
13	DSL Royals	DSL	.263	66	224	26	59	11	5	0	27	4	3	5	19	22	5	4	.357	.331	16
14	Burlington	APP	.229	56	201	18	46	8	1	1	23	3	2	0	12	26	9	3	.294	.270	14
15	Burlington	APP	.243	57	218	27	53	4	1	1	24	6	3	1	20	30	4	6	.284	.306	10
	Idaho Falls	PIO	.273	6	22	2	6	0	0	1	5	2	0	1	1	3	0	0	.409	.333	2
16	Palm Beach	FSL	.280	6	25	3	7	0	0	0	1	0	0	0	2	4	0	0	.280	.333	0
	State College	NYP	.276	26	98	15	27	2	0	1	9	0	1	0	13	12	0	4	.327	.357	6
	Peoria	MID	.273	39	161	25	44	8	0	1	18	2	2	2	13	35	0	0	.342	.331	4
17	Peoria	MID	.239	42	142	12	34	5	0	0	9	1	2	0	11	27	1	3	.275	.290	6
	Palm Beach	FSL	.223	48	175	25	39	8	0	2	17	1	3	0	18	35	3	2	.303	.291	8
18	Peoria	MID	.241	54	166	18	40	10	0	1	13	2	4	1	24	33	2	0	.319	.333	1
	Palm Beach	FSL	.182	19	66	6	12	2	0	0	7	0	1	1	4	17	0	1	.212	.233	5
	Springfield	TEX	.200	24	60	4	12	3	0	0	6	2	2	0	7	20	1	0	.250	.279	2
Minor League Totals			.243	443	1558	181	379	61	7	8	159	23	23	11	144	264	25	23	.307	.308	66

CAREER HIGHLIGHTS

Martinez made his Double-A debut with Springfield vs. Tulsa on July 30 (0-for-4)...broke an 0-for-33 stretch through his first 17 games with Springfield with a 2-for-4 night (2 RBIs) on August 28 vs. Arkansas...finished 2018 on a seven-game hitting streak (12-for-27), batting .444 with three doubles over the stretch...was assigned to High-A Palm Beach on August 2 and then assigned again to Springfield on August 7...opened 2018 with Palm Beach and was assigned to Peoria on May 18...Was 2-for-9 with a double and an RBI in the 2017 Florida State League playoffs for Palm Beach...in 2014, ranked fifth in the Appalachian League in Toughest to Strike Out (8.38 TPA/SO)...originally signed by Kansas City on Sept. 18, 2012...middle name is Alexander.

Yeison MEDINA

RHP



Height: 6'2" **Bats:** R **Born:** 10/2/1992
Weight: 225 **Throws:** R
Birthplace/Resides: Jimani, DR
Acquired: Signed by the Cardinals as a non-drafted free agent on Nov. 30, 2012

YR	CLUB	LG	W-L	ERA	G	GS	CG	SHO	SV	IP	H	R	ER	HR	HB	BB	SO	WP	BK
13	DSL Cardinals	DSL	1-1	1.26	17	0	0	0	6	28.2	21	8	4	0	1	12	35	4	1
14	GCL Cardinals	GCL	4-1	1.64	19	0	0	0	3	33.0	29	7	6	0	2	8	31	1	0
15	GCL Cardinals	GCL	1-0	0.00	4	0	0	0	0	5.1	2	0	0	0	0	1	6	0	0
16	State College	NYP	1-0	0.00	1	0	0	0	0	2.0	1	0	0	0	0	1	1	0	0
	Johnson City	APP	4-2	3.58	18	0	0	0	3	32.2	39	23	13	1	3	10	28	4	2
17	Peoria	MID	5-0	2.03	32	0	0	0	11	44.1	37	11	10	1	5	21	74	6	1
18	Springfield	TEX	0-3	5.88	23	0	0	0	4	26.0	36	19	17	2	1	13	19	1	0
	Palm Beach	FSL	3-4	3.78	25	0	0	0	3	33.1	30	17	14	0	3	17	26	1	0
Minor League Totals			19-11	2.81	139	0	0	0	30	205.1	195	85	64	4	15	83	220	17	4

CAREER HIGHLIGHTS

Medina opened the 2018 season in High-A Palm Beach before debuting with Double-A Springfield on May 1 where he was named a 2018 Texas League Mid-Season All-Star, and was re-assigned to Palm Beach on July 12...allowed 15 earned runs over first 12.2 innings with Springfield, but only one earned run over his final 13.1 innings, including a stretch of eight straight scoreless appearances (6/1-21, 9.0 IP)...has 9.6 strikeouts/9 IP over 205.1 career innings...in 2017, led all Cardinals minor league pitchers with 15.02 strikeouts/9 IP, ranked fourth in saves (11) and ninth Toughest to HR Off (163 TBF/HR)...struck out a batter in 29 of 32 appearances with Peoria (2017)...was 1-1 with a 3.18 ERA in two appearances in the 2016 Appalachian League playoffs...

PRONUNCIATION: YE-A-sohn.



FRONT OFFICE

2019 CARDINALS

2018 REVIEW

HISTORY

MINOR LEAGUES

TEXAS LEAGUE

MISC.

Casey MEISNER

RHP

@Meisner_Casey



Height: 6'7" **Bats:** R **Born:** 5/22/1995
Weight: 190 **Throws:** R **School:** Cypress Woods HS (TX)
Birthplace/Resides: Cypress, TX
Acquired: Obtained from Oakland for RHP Josh Lucas on March 31, 2018

YR	CLUB	LG	W-L	ERA	G	GS	CG	SHO	SV	IP	H	R	ER	HR	HB	BB	SO	WP	BK
13	GCL	Mets	1-3	3.06	10	4	0	0	0	35.1	31	17	12	0	1	10	28	1	4
14	Brooklyn	NYP	5-3	3.75	13	13	0	0	0	62.1	67	35	26	4	4	18	67	4	2
15	Savannah	SAL	7-2	2.13	12	12	0	0	0	76.0	59	20	18	6	3	19	66	4	0
	St. Lucie	FSL	3-2	2.83	6	6	0	0	0	35.0	35	17	11	4	2	14	23	1	1
	Stockton	CAL	3-1	2.78	7	7	0	0	0	32.1	27	12	10	1	0	7	24	2	0
16	Stockton	CAL	1-14	4.85	28	19	0	0	1	117.0	126	76	63	12	6	59	100	9	1
17	Stockton	CAL	6-5	3.98	16	12	0	0	0	74.2	73	36	33	9	4	20	80	4	1
	Midland	TEX	4-4	4.12	12	12	0	0	0	59.0	55	27	27	4	9	27	37	3	2
18	Palm Beach	FSL	5-3	3.64	15	15	0	0	0	81.2	72	39	33	10	4	34	60	4	0
	Springfield	TEX	2-2	3.60	7	6	0	0	0	40.0	31	17	16	3	2	14	33	0	0
Minor League Totals			37-39	3.65	126	106	0	0	1	613.1	576	296	249	53	35	222	518	32	11


CAREER HIGHLIGHTS

The tall righty opened his first season (2018) in the Cardinals organization on April 25 with High-A Palm Beach, taking a loss vs. Jupiter (3.0 IP, 3 H, 6 BB, 4 ER)...debuted with Springfield on July 29, 2018, going 6.0 innings in a no-decision vs. NW Arkansas...pitched 6.0+ innings in four of seven starts for Springfield...named a Mid-Season All-Star in 2015 for Savannah (South Atlantic League) and 2017 for Stockton (California League)...named California League Pitcher of the Week for Stockton (6/18/17) and Texas League Pitcher of the Week for Midland (8/6/17)...originally drafted in the third round of the 2013 First-Year Player Draft by New York-NL...traded from Mets to Oakland on July 27, 2015 for Tyler Clippard and cash...in 2016, 10 consecutive starts resulted in a loss (4/21-6/14) during 1-14 campaign with Stockton despite allowing two or fewer earned runs in six of those starts during the unfortunate stretch (1.7 runs of support per game)...is 36-25 in five other professional seasons with exception of 2016...finished tied for second in the NY-Penn League in strikeouts in 2014...13 wins in 2015 tied for 13th among all minor leaguers.

Evan MENDOZA

3B

@e_mendoza 18



Height: 6'2" **Bats:** R **Born:** 6/28/1996
Weight: 210 **Throws:** R **School:** North Carolina State
Birthplace/Resides: Sarasota, FL
Acquired: Selected in the 11th round (334th overall) of the 2017 First-Year Player Draft

YR	CLUB	LG	AVG	G	AB	R	H	2B	3B	HR	RBI	SH	SF	HP	BB	SO	SB	CS	SLG	OBP	E
17	State College	NYP	.370	41	162	34	60	14	3	3	28	1	1	2	16	33	1	2	.549	.431	4
	Peoria	MID	.270	18	74	9	20	6	1	1	8	0	1	0	2	15	2	0	.419	.286	5
18	Palm Beach	FSL	.349	37	149	22	52	7	0	3	16	2	0	2	9	27	1	0	.456	.394	5
	Springfield	TEX	.254	98	366	36	93	12	2	5	26	2	1	3	30	77	1	1	.339	.315	10
Minor League Totals			.300	194	751	101	225	39	6	12	78	5	3	7	57	152	5	3	.415	.353	24

CAREER HIGHLIGHTS

Ranked by MLB.com as the Cardinals' 27th-best prospect entering 2019...made Double-A debut with Springfield (3-for-4, R) on May 18, 2018 after opening season with Palm Beach...named St. Louis Minor League Player of the Month for May (.369 AVG, 2 HR, 10 RBI, .895 OPS)...had 14-game on-base streak (7/23-8/8) and 10-game hit streak (6/17-29) for Springfield...named 2018 Florida State League Mid-Season All-Star, 2017 New York-Penn League Mid-Season All-Star, 2017 *Baseball America* Short-Season All-Star...NY-Penn League Player of the Week twice in 2017 (7/24, 7/31)...led all Cardinals minor leaguers in batting (.339) and OPS (.896) in 2017, while ranking among the leaders in on-base percentage (.388, 7th), slugging (.508, 2nd) and triples (4, T8th)...won 2017 NY-Penn League batting title (.370)...batted .333 (4-12) with three runs, a double and an RBI in the 2017 Midwest League playoffs...began as a starting pitcher at North Carolina State and twice pitched to Cardinals catcher and 3rd-ranked prospect Andrew Knizner, who also attended the school...was batting .262 as a junior in 2017 when drafted by Cardinals...named 2016 All-ACC Second Team...led NC State in 2016 with a .362 average, including a 23-game hitting streak (3 shy of school record)...struck out four batters in five innings against Davidson in collegiate debut...had a career 6.75 ERA in college (18.2 IP)...attended Sarasota High School (FL).



Hector MENDOZA

RHP

Height: 6'4" **Bats:** R **Born:** 3/5/1994
Weight: 205 **Throws:** R
Birthplace/Resides: Isla de la Juventud, Cuba/Port Au Prince, Haiti
Acquired: Signed by the Cardinals as a minor league free agent on June 7, 2017

YR	CLUB	LG	W-L	ERA	G	GS	CG	SHO	SV	IP	H	R	ER	HR	HB	BB	SO	WP	BK
17	DSL Cardinals	DSL	0-0	2.57	3	0	0	0	0	7.0	2	3	2	0	0	5	10	2	0
	Palm Beach	FSL	0-6	5.54	19	0	0	0	0	26.0	29	18	16	2	4	11	27	3	0
18	Memphis	PCL	1-2	7.25	17	0	0	0	0	22.1	25	20	18	5	3	14	14	0	0
	Springfield	TEX	3-2	3.82	32	0	0	0	4	37.2	27	17	16	4	0	14	32	0	1
Minor League Totals				5.03	71	0	0	0	4	93.0	83	58	52	11	7	44	83	5	1

CAREER HIGHLIGHTS

A native of Cuba, Mendoza began his 2018 season with Double-A Springfield, debuting with a scoreless 1.2 relief innings at Midland on April 6...pitched 14.0 consecutive scoreless innings (10 G) to open the season, converting all three save opportunities during the stretch...debuted with 6.0 straight scoreless innings for Triple-A Memphis starting with his Triple-A debut at Colorado Springs on May 19...assigned back to Springfield on July 8, again to Memphis on July 28, and again to Springfield on August 1...played four seasons (2012-15) for Isla de la Juventud of the Cuban Serie Nacional and was loaned to the Yomiuri Giants of the Japanese Central League from 2015-16...made 12 starts in his first two seasons in Cuba, but has made 108 straight relief appearances since...stranded all 17 inherited runners during 2017 season with the DSL and Palm Beach Cardinals and had 14 appearances of four outs or more with a season-high 3.0 innings on three occasions...pitched one scoreless inning in relief during Game 2 of the Florida State League playoffs, earning the win as Palm Beach won in walk-off fashion to clinch the league co-Championship...made five appearances over two seasons for Yomiuri of the Japanese Central League in 2015 (2 G) and 2016 (3 G)...led Isla de la Juventud with 13 saves as a 19-year old in the 2013-14 season, while ranking second on the team with 25 appearances...middle name is Manuel.

Johan MIESES

OF

Height: 6'2" **Bats:** R **Born:** 7/13/1995
Weight: 185 **Throws:** R
Resides: Santo Domingo Este, DR
Acquired: Obtained from Los Angeles (NL) for 2B Breyvic Valera on April 1, 2018

YR	CLUB	LG	AVG	G	AB	R	H	2B	3B	HR	RBI	SH	SF	HP	BB	SO	SB	CS	SLG	OBP	E
13	DSL Dodgers	DSL	.222	16	54	8	12	2	0	0	3	0	0	1	7	13	3	3	.259	.323	4
14	DSL Dodgers	DSL	.299	59	204	31	61	11	8	5	24	1	1	3	21	40	29	3	.505	.371	3
15	Great Lakes	MID	.277	45	166	16	46	10	1	5	20	0	3	1	11	31	7	4	.440	.320	1
	Rancho Cucamonga	CAL	.245	51	196	35	48	18	1	6	19	3	0	2	13	57	3	1	.439	.299	8
16	Rancho Cucamonga	CAL	.247	122	461	72	114	31	3	28	78	1	4	11	36	147	3	7	.510	.314	8
17	Tulsa	TEX	.160	90	294	34	47	7	0	16	36	0	1	7	27	116	0	0	.347	.246	5
	Rancho Cucamonga	CAL	.353	28	116	25	41	17	0	8	27	0	1	2	10	38	0	0	.707	.411	2
18	Palm Beach	FSL	.251	65	243	33	61	8	2	10	40	0	4	4	19	53	3	0	.424	.311	1
	Springfield	TEX	.205	57	219	26	45	8	1	9	31	1	0	2	11	62	0	0	.374	.250	3
Minor League Totals			.243	533	1953	280	475	112	16	87	278	6	14	33	155	557	48	18	.451	.308	

CAREER HIGHLIGHTS

Began his career in the Cardinals organization with High-A Palm Beach on April 5, going 2-for-4 vs. Jupiter...ranked among Palm Beach leaders in home runs (10, 2nd) and RBIs (40, 4th)...assigned to Springfield on June 28, 2018...seven of nine home runs with Springfield came at Hammons Field...hit two grand slams with Springfield last season (July 16 vs. NWA, August 26 at Tulsa), with the July 16 grand slam coming as a 10th-inning walk-off in a 10-6 Cardinals win (had a second walk-off HR on 8/18 vs. Corpus Christi in a 4-3 win)...back-to-back games with home runs on August 18-19 vs. Corpus Christi...in 2016, led the California League with 28 home runs for Rancho Cucamonga...hit 24 combined home runs in 2017 for Rancho Cucamonga and Tulsa...has 71 combined home runs over last three Minor League seasons (362 games)...T7th in steals (29) among 2014 Dominican Summer League players...named 2018 Florida State League Mid-Season All-Star, 2016 MiLB.com Organization All-Star (Dodgers), 2016 California League Post-Season All-Star (Rancho Cucamonga), California League Player of the Week (8/14/16, Rancho Cucamonga).



FRONT OFFICE

2019 CARDINALS

2018 REVIEW

HISTORY

MINOR LEAGUES

TEXAS LEAGUE

MISC.

Elehuris MONTERO

3B

Height: 6'3" **Bats:** R **Born:** 8/17/1998
Weight: 215 **Throws:** R
Birthplace/Resides: Santo Domingo Centro, DR/Pantoja, DR
Acquired: Signed by the Cardinals as a non-drafted free agent on Aug. 29, 2014

YR	CLUB	LG	AVG	G	AB	R	H	2B	3B	HR	RBI	SH	SF	HP	BB	SO	SB	CS	SLG	OBP	E
15	DSL Cardinals	DSL	.252	57	230	31	58	9	1	3	30	0	6	3	26	56	0	1	.339	.328	17
16	DSL Cardinals	DSL	.260	61	227	41	59	14	2	1	26	1	2	4	28	51	2	1	.352	.349	15
17	GCL Cardinals	GCL	.277	52	173	30	48	16	1	5	36	0	6	7	22	33	0	2	.468	.370	10
18	Peoria	MID	.322	103	382	68	123	28	3	15	69	0	4	6	33	81	2	0	.529	.381	20
	Palm Beach	FSL	.286	24	98	13	28	9	0	1	13	0	1	2	5	22	1	0	.408	.330	8
Minor League Totals			.285	297	1110	183	316	76	7	25	174	1	19	22	114	243	5	4	.433	.357	70

CAREER HIGHLIGHTS

The young power-hitting third baseman is considered by MLB.com to be the Cardinals seventh-best prospect entering 2019... named 2018 Midwest League Player of the Year, becoming first Cardinals prospect to win the award since Albert Pujols in 2000... had 39 multi-hit games in 2018...14-game hitting streak for Peoria from 6/23-7/8/18 (22-for-53), hitting .415 over the stretch...led Peoria in 2018 in home runs (15), doubles (28), runs (68), RBIs (69), total bases (202), strikeouts (131), on-base percentage (.381), slugging (.529), average (.322), OPS (.910), hits (123, T1st) and triples (3, T1st), and was named the team's Most Valuable Player... was assigned to High-A Palm Beach on August 7, where he recorded hits in 11 of his first 26 at-bats (.423) and recorded nine doubles in 24 games...named a 2018 *Baseball America* Low Class A All-Star (Peoria, Midwest League), a 2018 Midwest League Post-Season All-Star, a 2017 Gulf Coast League Post-Season All-Star, a 2018 Midwest League Mid-Season All-Star, an MiLB.com Midwest League Player of the Month (Peoria, July 2018) and the Midwest League Player of the Week (7/8/18)...led the Gulf Coast League in 2017 in sacrifice flies (6), tied for the league lead in extra-base hits (22), and ranked in the Top 5 in doubles (16) and RBIs (36)... ranked among Cardinals minor league leaders in slugging (.468, 9th) and OPS (.838, 7th)...**PRONUNCIATION:** eh-LAU-rees

Brian O'KEEFE

C

Height: 6'1" **Bats:** R **Born:** 7/15/1993
Weight: 225 **Throws:** R **School:** St. Joseph's (PA)
Birthplace/Resides: Albany, NY
Acquired: Selected in the 7th round (225th overall) of the 2014 First-Year Player Draft

YR	CLUB	LG	AVG	G	AB	R	H	2B	3B	HR	RBI	SH	SF	HP	BB	SO	SB	CS	SLG	OBP	E
14	State College	NYP	.239	47	155	23	37	8	0	3	17	1	0	15	16	23	2	0	.348	.366	7
15	State College	NYP	.143	13	49	2	7	1	0	1	4	0	1	2	1	10	0	3	.224	.189	0
	Peoria	MID	.280	34	125	16	35	8	0	5	21	0	2	3	13	31	0	0	.464	.357	4
16	Palm Beach	FSL	.167	8	24	3	4	2	0	0	1	0	0	0	8	5	0	0	.250	.375	1
	Peoria	MID	.258	101	357	50	92	25	2	13	63	0	4	7	52	78	1	1	.448	.360	6
17	Palm Beach	FSL	.250	3	12	0	3	1	0	0	1	0	3	1	0	3	0	0	.333	.250	5
	Springfield	TEX	.400	1	5	1	2	1	0	0	1	0	0	0	2	0	0	0	.600	.400	0
	Peoria	MID	.260	97	373	43	97	20	0	15	46	0	0	0	34	89	7	3	.434	.321	0
18	Palm Beach	FSL	.243	73	243	37	59	23	0	6	44	0	1	4	40	49	0	0	.412	.358	3
Minor League Totals			.250	377	1343	175	336	89	2	43	198	0	10	32	164	290	10	7	.415	.343	26

CAREER HIGHLIGHTS

In 2018, ranked among High-A Palm Beach leaders in doubles (23, 2nd), home runs (6, 5th), RBIs (44, 3rd) and walks (40, 4th)... made Double-A debut with Springfield on Sept. 3, 2018, going 2-for-5 with an RBI at Tulsa...in 2017, hit two home runs in a game three times, and ranked among Cardinals minor leaguers in homers (15, T7th) and doubles (22, T10th)...in 2016, ranked among Cardinals minor leaguers in doubles (27, 4th), home runs (13, 8th), RBIs (64, 5th) and walks (60, 3rd)...in 2015 with Peoria, reached base safely in 29-of-34 games...named first team All-Atlantic 10 in 2014 at St. Joseph's, scoring a school record 58 runs...highest draft pick from St. Joseph's since Jamie Moyer (6th round, 1984, Chicago-NL)...attended South Colonie High School (Albany, NY), where he hit .561 as a senior.



Mike O'REILLY

RHP

Height: 6'0" **Bats:** R **Born:** 9/3/1994
Weight: 215 **Throws:** R **School:** Flagler College (FL)
Birthplace/Resides: Wading River, NY
Acquired: Selected in the 27th round (826th overall) of the 2016 First-Year Player Draft

YR	CLUB	LG	W-L	ERA	G	GS	CG	SHO	SV	IP	H	R	ER	HR	HB	BB	SO	WP	BK
16	GCL Cardinals	GCL	3-1	2.48	11	4	0	0	1	40.0	35	12	11	1	3	5	38	1	0
17	Peoria	MID	9-2	1.75	15	12	2	2	0	87.2	49	17	17	10	4	11	89	2	0
	Palm Beach	FSL	3-1	3.29	9	9	0	0	0	54.2	65	23	20	9	1	9	43	3	0
18	Memphis	PCL	0-1	5.84	6	0	0	0	1	12.1	14	10	8	3	0	3	5	0	0
	Springfield	TEX	3-6	5.32	13	13	0	0	0	66.0	70	45	39	10	2	25	43	1	0
	Palm Beach	FSL	2-1	3.21	13	2	0	0	0	33.2	27	16	12	7	1	8	36	0	0
Minor League Totals			20-12	3.27	67	40	2	2	2	294.1	260	123	107	40	11	61	254	7	0

CAREER HIGHLIGHTS

O'Reilly pitched for three levels of the Cardinals minor league system in the first four weeks of the 2018 season, opening with High-A Palm Beach on April 7, making his Double-A debut with Springfield on April 27 and his Triple-A debut with Memphis on May 8...tossed 12.1 scoreless innings in first two Double-A starts...returned to Springfield on June 6 and pitched a season-best 7.0 shutout innings vs. NW Arkansas on July 15...re-assigned to Palm Beach on August 5 and made 10 relief appearances...posted three double-digit strikeout games in 2017, threw a one-hit shutout (9.0 IP) with 12 strikeouts at Cedar Rapids (7/10/17) and a two-hit shutout (9.0 IP) vs. Kane County (6/7/17)...tied for the Midwest League lead in shutouts (2) and T2nd in complete games (2)...ranked among Cardinals minor league pitchers in 2017 in wins (12, 3rd), ERA (2.34, 3rd), innings (142.1, 6th), strikeouts (132, 4th), opponent batting (.218, 3rd), WHIP (0.94, 3rd) and strikeout/walk ratio (6.6, 2nd)...struck out six batters over 4.2 innings in his one start in the 2016 Gulf Coast League playoffs, taking the loss at the GCL Phillies (9/6/16)...named a 2017 Midwest League Mid-Season All-Star...named Midwest League Pitcher of the Week (6/11/17)...threw five complete games at Flagler College (64 G, 31 GS) with a career 3.53 ERA, 18-12 record and 10 saves...attended Shoreham-Wading River High School (NY), where he finished 8-3 with a 1.24 ERA and 141 strikeouts (84.0 IP)...hit .456 as a senior in high school with two walk-off home runs in the postseason...his favorite player is Justin Verlander...favorite food is steak...hobbies include golf and skiing...majored in sociology.

Jacob PATTERSON

LHP

@jpatty55



Height: 6'2" **Bats:** R **Born:** 10/30/1995
Weight: 200 **Throws:** L **School:** Texas Tech University
Birthplace/Resides: Dallas, TX/Garland, TX
Acquired: Selected in the 13th round (394th overall) of the 2017 First-Year Player Draft

YR	CLUB	LG	W-L	ERA	G	GS	CG	SHO	SV	IP	H	R	ER	HR	HB	BB	SO	WP	BK
17	Johnson City	APP	1-3	1.93	23	0	0	0	9	23.1	15	8	5	1	1	7	33	2	1
18	Palm Beach	FSL	4-3	3.64	51	0	0	0	4	64.1	51	29	26	2	3	23	72	3	0
Minor League Totals			5-6	3.18	74	0	0	0	13	87.2	66	37	31	3	4	30	105	5	1

CAREER HIGHLIGHTS

Played the entire 2018 season with High-A Palm Beach, leading the team in appearances (51) and holds (13), finishing second in games finished (14) and fourth in strikeouts (72)...in 2017, tied for Appalachian League lead in appearances (23) and ranked second in saves (9) and games finished (18), and fifth among Cardinals minor leaguers in saves...won Big 12 championship with Texas Tech in 2016...struck out 89 batters in 85.2 innings with a 3.78 ERA at TTU (2015-17)...four-year varsity at LV Berkner High School (TX), where he led the state in strikeouts in 2013 and '14...finished senior year HS 6-2 with a 0.33 ERA, 134 strikeouts and eight walks in 64.0 innings, including one perfect game and four games with 17 strikeouts...chose TTU over Arkansas, TCU, Baylor, Texas and Houston...electrical engineering major.



FRONT OFFICE

2019 CARDINALS

2018 REVIEW

HISTORY

MINOR LEAGUES

TEXAS LEAGUE

MISC.

Matt PEARCE

RHP

Height: 6'2" **Bats:** R **Born:** 2/24/1994
Weight: 230 **Throws:** R **School:** Polk State College (FL)
Birthplace/Resides: Bonita Springs, FL
Acquired: Selected in the 13th round (405th overall) of the 2014 First-Year Player Draft

YR	CLUB	LG	W-L	ERA	G	GS	CG	SHO	SV	IP	H	R	ER	HR	HB	BB	SO	WP	BK
14	Johnson City	APP	2-4	4.20	10	10	0	0	0	45.0	54	25	21	2	1	9	34	2	0
15	Peoria	MID	11-10	2.43	24	24	0	0	0	144.2	139	51	39	6	8	22	95	3	0
16	Palm Beach	FSL	8-8	2.37	20	20	4	1	0	136.2	114	43	36	9	4	15	81	3	1
	Memphis	PCL	0-2	4.91	2	2	0	0	0	11.0	12	9	6	2	0	4	6	0	0
	Springfield	TEX	1-2	7.88	3	3	0	0	0	16.0	21	14	14	3	1	7	16	0	0
17	Springfield	TEX	9-5	3.11	17	17	2	1	0	110.0	99	39	38	10	6	20	66	1	0
	Memphis	PCL	5-3	6.00	10	10	0	0	0	54.0	72	38	36	7	4	10	33	1	1
18	Springfield	TEX	0-7	5.40	10	10	0	0	0	53.1	66	33	32	8	3	11	46	1	0
Minor League Totals			36-41	3.50	96	96	6	2	0	570.2	577	252	222	47	27	98	377	11	2

CAREER HIGHLIGHTS

Pearce's 2018 season started on June 3 in Springfield with 4.0 scoreless inning vs. San Antonio...allowed 5+ earned runs just twice in 10 starts last season but finished 0-7...pitched a season-high 7.0 innings vs. San Antonio on August 14, striking out six (8 H, 2 BB)...named a 2017 Texas League Mid-Season and Post-Season All-Star...was MiLB.com Texas League Player of the Month for May 2017...named Texas League Player of the Week (5/15/17)...led Cardinals minor league pitchers in 2017 in games started (27) and innings (164.0) and tied for first in wins (14), while ranking eighth in strikeouts (99)...tied for 2017 Texas League lead in complete games and shutouts...named a 2016 Florida State League postseason All-Star...named Cardinals Minor League Pitcher of the Month for July 2016...in 2016, set the Palm Beach franchise record and led the Florida State League and tied for the lead in all Minor League Baseball with four complete games...led FSL in 2016 in WHIP (0.94), lowest walks/9 IP (9.99) and fewest baserunners/9 IP (8.76), and ranked among leaders in in ERA (2.37, 2nd) and opponent BA (.222, 3rd)...struck out 11 vs. NW Arkansas on Aug. 23, 2016 after making Double-A debut with Springfield on August 10...made Triple-A debut with Memphis on Aug. 28, 2016...in 2015, led Midwest League in ERA (2.43) and ranked fifth in WHIP (1.11)...lost seven straight starts from 5/21-7/2/2015, followed by eight wins in final nine decisions (7/8-8/31/15)...in two seasons at Polk State (2013-14), was 10-4 with a 2.14 ERA and 1.02 WHIP (129 K, 163.0 IP)...attended Estero High School (FL).

Chase PINDER

OF

@Cpinder_2



Height: 5'11" **Bats:** R **Born:** 3/16/1996
Weight: 190 **Throws:** R **School:** Clemson University
Birthplace/Resides: Poquoson, VA
Acquired: Selected in the 7th round (214th overall) of the 2017 First-Year Player Draft

YR	CLUB	LG	AVG	G	AB	R	H	2B	3B	HR	RBI	SH	SF	HP	BB	SO	SB	CS	SLG	OBP	E
17	Johnson City	APP	.320	50	169	35	54	9	1	3	21	1	1	7	31	39	5	3	.438	.442	0
18	Palm Beach	FSL	.252	78	278	37	70	13	2	4	30	2	2	3	44	62	3	5	.356	.358	1
	Springfield	TEX	.267	11	30	2	8	0	0	0	1	0	0	4	7	0	0	.267	.353	0	
Minor League Totals			.277	139	477	74	132	22	3	7	52	3	3	10	79	108	8	8	.379	.388	1

CAREER HIGHLIGHTS

Pinder made his Double-A debut with Springfield on Aug. 9, 2018, going 1-for-4 at San Antonio...reached base in 71 of 89 games played in 2018, including a 25-game on-base streak from 7/1-7/29/18 with Palm Beach (24-for-90, 23 BB during stretch)...in 2017, ranked eighth in the Appalachian League in batting (.320) and second in slugging (.438)...ranked third in 2017 among Cardinals minor leaguers in batting and OPS (.880)...in 122 career games, has a .996 fielding percentage with one error in 285 total chances...batted .289 with a .402 on-base percentage over three seasons (2015-17) at Clemson, hitting a career-best 11 home runs as a sophomore...older brother, Chad, is an infielder for the Oakland A's and is the former Texas League Player of the Year with Midland in 2015...his father, Chris, played college baseball at Florida State and Virginia Commonwealth...attended Poquoson High School (VA).



Roel RAMIREZ

RHP



Height: 6'1" **Bats:** R **Born:** 3/2/1997
Weight: 210 **Throws:** R **School:** United South HS (TX)
Birthplace/Resides: Laredo, TX

Acquired: Obtained from Tampa Bay with OF Justin Williams and LHP Genesis Cabrera for CF Tommy Pham and Future Considerations on July 31, 2018

YR	CLUB	LG	W-L	ERA	G	GS	CG	SHO	SV	IP	H	R	ER	HR	HB	BB	SO	WP	BK
13	GCL Rays	GCL	3-4	5.86	12	1	0	0	0	27.2	35	22	18	0	5	6	16	1	0
14	Princeton	APP	6-2	1.86	12	6	0	0	2	53.1	41	19	11	2	1	6	29	3	0
15	Hudson Valley	NYP	4-3	2.97	13	13	0	0	0	69.2	67	27	23	3	1	11	43	5	0
16	Bowling Green	MID	7-8	4.68	25	18	0	0	3	107.2	126	68	56	10	5	30	79	9	3
17	Bowling Green	MID	1-0	3.00	2	0	0	0	1	6.0	5	2	2	1	0	3	7	4	0
	Charlotte	FSL	2-3	5.52	26	6	0	0	0	58.2	69	38	36	7	7	22	53	1	0
18	Charlotte	FSL	0-0	0.00	8	0	0	0	1	12.2	4	0	0	0	1	0	14	1	0
	Montgomery	SOU	3-1	3.32	26	1	0	0	0	40.2	37	19	15	4	1	17	46	6	0
	Springfield	TEX	0-0	5.06	10	0	0	0	0	10.2	8	6	6	1	1	5	10	2	0
Minor League Totals			26-21	3.88	134	45	0	0	7	387.0	392	201	167	28	22	100	297	32	3

CAREER HIGHLIGHTS

The Texan was assigned to Springfield with LHP Genesis Cabrera following his acquisition from Tampa Bay on July 31, 2018... debuted with Cardinals at NW Arkansas on August 2 (1.0 IP, 1 R, 2 H)...struck out at least one batter in seven of 10 appearances for Springfield...opened 2018 season with 16.2 straight innings without an earned run for High-A Charlotte and Double-A Montgomery...made Double-A debut with Montgomery on May 3, 2018 at Jacksonville...struck out a career-high eight batters on June 9, 2016 at Fort Wayne (6.0 IP, 3 H, 1 BB, 0 R)...in 2014, led Short-A Princeton in ERA (1.86) and wins (6)...appeared in one game for Princeton in 2014 Appalachian League playoffs, allowing one run in 3.0 innings at Danville (9/1)...originally drafted by Tampa Bay in the eighth round of the 2013 First-Year Player Draft.

Kramer ROBERTSON

SS

@KramerR3



Height: 5'10" **Bats:** R **Born:** 9/20/1994
Weight: 165 **Throws:** R **School:** Louisiana State University
Birthplace/Resides: Ruston, LA/McGregor, TX

Acquired: Selected in the 4th round (124th overall) of the 2017 First-Year Player Draft

YR	CLUB	LG	AVG	G	AB	R	H	2B	3B	HR	RBI	SH	SF	HP	BB	SO	SB	CS	SLG	OBP	E
17	Peoria	MID	.270	54	215	34	58	12	0	3	13	0	0	6	21	36	10	4	.367	.351	13
18	Palm Beach	FSL	.252	121	460	74	116	24	3	2	37	10	1	18	49	52	15	10	.330	.347	18
Minor League Totals			.258	175	675	108	174	36	3	5	50	10	1	24	70	88	25	14	.342	.348	31

CAREER HIGHLIGHTS

Spent all off 2018 with High-A Palm Beach, leading the team in games (121), at-bats (460), runs (74), hits (116), doubles (24), total bases (152) and steals (15)...among Florida State League leaders in games (T3rd), at-bats (5th), runs (2nd) and hits (T6th)...was 1-for-8 in 2018 Florida State League playoffs...was 2-for-12 with a double and an RBI in the 2017 Midwest League playoffs...at Louisiana State, was 6-for-30 batting lead-off and starting all seven games for LSU in the 2017 College World Series...named First Team All-SEC as a junior (2016)...was previously drafted by the Cleveland Indians in the 32nd round of the 2016 First-Year Player Draft...played quarterback at Midway High School (TX), leading the school to the Texas 5A State Playoffs his junior and senior seasons...his father, Randy Robertson, is a former Louisiana Tech quarterback...his mother, Kim Mulkey, is the head women's basketball coach at Baylor, played basketball at Louisiana Tech and was a member of the 1984 Team USA Women's Olympic Basketball Team during the Los Angeles Olympics, where she won gold (vs. Korea) and averaged 5.3 points per game.



FRONT OFFICE

2019 CARDINALS

2018 REVIEW

HISTORY

MINOR LEAGUES

TEXAS LEAGUE

MISC.

Ramon SANTOS

RHP

Height: 6'1" **Bats:** R **Born:** 9/20/1994
Weight: 220 **Throws:** R
Birthplace/Resides: Villa Altagracia, DR
Acquired: Signed by the Cardinals as a non-drafted free agent on Jan. 4, 2012

YR	CLUB	LG	W-L	ERA	G	GS	CG	SHO	SV	IP	H	R	ER	HR	HB	BB	SO	WP	BK
12	DSL Cardinals	DSL	1-2	1.52	16	1	0	0	3	29.2	18	7	5	0	2	11	24	9	2
13	DSL Cardinals	DSL	3-4	2.48	12	12	0	0	0	58.0	52	26	16	1	1	16	55	6	1
14	GCL Cardinals	GCL	1-2	4.50	9	6	0	0	0	32.0	29	17	16	2	2	16	27	2	0
15	Johnson City	APP	1-6	7.15	12	10	0	0	0	45.1	63	44	36	5	3	26	23	7	0
16	Johnson City	APP	3-3	4.53	13	8	0	0	1	49.2	59	38	25	5	2	20	44	14	0
17	Peoria	MID	2-1	3.54	11	0	0	0	0	20.1	20	8	8	2	1	7	15	1	0
	Palm Beach	FSL	5-3	2.81	27	6	0	0	3	64.0	66	28	20	3	4	19	44	6	2
18	Palm Beach	FSL	0-1	4.50	4	0	0	0	0	4.0	2	2	2	0	0	6	1	1	0
	Springfield	TEX	1-2	5.49	34	1	0	0	0	57.1	67	39	35	6	2	26	46	12	0
Minor League Totals				4.07	138	44	0	0	7	360.1	376	209	163	24	17	147	279	57	4

CAREER HIGHLIGHTS

After appearing in 104 games in the Cardinals minor league system, Santos made his Double-A debut with Springfield on April 6, 2018 with a scoreless inning at Midland...assigned to High-A Palm Beach on Aug. 14, 2018 before returning to Springfield on September 1...ranked among Springfield leaders in 2018 in games (34, 1st), innings (57.1, 5th) and strikeouts (46, T4th)...ranked third on Palm Beach in 2017 in games finished (10)...named a 2018 Texas League Mid-Season All-Star for Springfield...named a 2017 Florida State League Pitcher of the Week (8/13)...pitched two-thirds of a scoreless inning in the 2017 Florida State League playoffs...went 1-0, tossing 7.0 innings allowing two runs in one start during the 2016 Appalachian League playoffs...started the 2014 Gulf Coast League playoff semifinal game vs. GCL Red Sox (8/29), throwing 3.2 innings in a no-decision.

Austin SEXTON

RHP

@A_Sexton23



Height: 6'1" **Bats:** R **Born:** 7/17/1994
Weight: 180 **Throws:** R **School:** Mississippi State
Birthplace/Resides: Huntsville, AL/Madison, AL
Acquired: Selected in the 18th round (556th overall) of the 2016 First-Year Player Draft

YR	CLUB	LG	W-L	ERA	G	GS	CG	SHO	SV	IP	H	R	ER	HR	HB	BB	SO	WP	BK	
16	Johnson City	APP	0-1	3.32	6	6	0	0	0	19.0	19	10	7	1	2	5	13	1	0	
17	Palm Beach	FSL	0-0	1.50	2	0	0	0	0	6.0	3	1	1	0	2	2	2	2	0	
	Peoria	MID	4-2	2.49	23	5	0	0	1	47.0	45	19	13	2	5	12	51	5	1	
18	Springfield	TEX	2-0	5.32	14	0	0	0	0	22.0	24	13	13	1	4	9	22	0	0	
	Palm Beach	FSL	2-4	4.50	23	1	0	0	4	32.0	27	19	16	1	1	20	30	2	0	
Minor League Totals				8-7	3.57	68	12	0	0	5	126.0	118	62	50	5	14	48	118	10	1

CAREER HIGHLIGHTS

Made Double-A debut with Springfield on June 17, 2018 at Tulsa, tossing 1.2 scoreless innings and striking out three...threw 10.0 straight scoreless innings from July 31-August 24 (7/31 in Springfield, 8/1-24 in Palm Beach)...appeared in two games of the 2017 Midwest League playoffs, allowing one run over 2.2 innings...led Mississippi State in strikeouts (61) and innings (76.1) as a sophomore in 2015...threw a 121-pitch no-decision on May 9, 2015 at Ole Miss (8.1 IP)...majored in criminology at Mississippi State...attended Sparkman High School (Harvest, AL), where he was rated one of the Top 75 RHP in the country as a senior...chose MSU over Auburn, South Alabama, Troy and University of Alabama-Birmingham...middle name is Wade.



Anthony SHEW

RHP

Height: 6'2" **Bats:** R **Born:** 11/3/1993
Weight: 205 **Throws:** R **School:** San Francisco
Birthplace/Resides: Long Beach, CA/Brookings, OR
Acquired: Signed as a non-drafted free agent on June 20, 2016.

YR	CLUB	LG	W-L	ERA	G	GS	CG	SHO	SV	IP	H	R	ER	HR	HB	BB	SO	WP	BK
16	Johnson City	APP	0-1	6.66	15	1	0	0	0	25.2	43	22	19	3	0	7	21	1	0
17	Palm Beach	FSL	0-0	15.00	1	0	0	0	0	3.0	6	5	5	0	1	1	4	0	0
	State College	NYP	2-2	3.38	4	4	0	0	0	24.0	20	9	9	1	1	2	27	1	0
	Peoria	MID	5-0	2.95	10	9	0	0	0	58.0	49	21	19	6	2	11	58	3	0
18	Palm Beach	FSL	4-1	2.11	8	8	1	0	0	42.2	40	14	10	2	0	7	34	4	0
	Springfield	TEX	6-8	4.50	19	19	0	0	0	114.0	128	57	57	13	7	32	96	3	0
Minor League Totals			17-12	4.01	57	41	1	0	0	267.1	286	128	119	25	11	60	240	12	0

CAREER HIGHLIGHTS

The west coast product made his Double-A debut with Springfield on May 28, 2018 at Corpus Christi, lasting only 4.0 innings and allowing seven runs, but bounced back with 14 straight starts of 5.0+ innings and pitched into the seventh in seven of 19 starts....struck out a season-high 10 in 6.0 innings vs. Tulsa on August 1...struck out 6+ batters in eight of last 11 starts...led Springfield in 2018 in wins (6), starts (19), innings (114.0) and strikeouts (96)...ranked among the Cardinals minor league pitchers in 2017 in WHIP (1.05, 9th), opponent BA (.234, 7th) and strikeout/walk ratio (6.36, 3rd)...took the loss in a Midwest League playoff game, allowing four runs in 1.2 innings with four strikeouts...cousin of Kansas City Royals pitcher Ian Kennedy...attended Saddleback Community College before transferring to the University of San Francisco...struck out 136 in 174.1 innings a USF, where he was 11-12 with a 4.13 ERA over 27 starts, walking only 40...at Saddleback, earned the "Scholar Baller Award" for accomplishments as a student and an athlete, posted a 0.00 ERA as a freshman (20.0 IP) and a 1.51 ERA in 95.1 innings as a sophomore...had a 2.47 ERA his senior season at Mission Viejo High School (CA), and helped the school win a state championship as a junior (2.75 ERA) at Dodger Stadium...graduated high school with a 4.0 GPA...enjoys playing music...business major at USF.

Sam TEWES

RHP

@TewesLikeDavis



Height: 6'5" **Bats:** R **Born:** 2/6/1995
Weight: 235 **Throws:** R **School:** Wichita State University
Birthplace/Resides: Lincoln, NE
Acquired: Selected in the 8th round (256th overall) of the 2016 First-Year Player Draft

YR	CLUB	LG	W-L	ERA	G	GS	CG	SHO	SV	IP	H	R	ER	HR	HB	BB	SO	WP	BK
17	State College	NYP	3-3	3.83	7	7	0	0	0	42.1	51	25	18	3	2	9	31	2	0
	Peoria	MID	1-0	3.86	1	1	0	0	0	7.0	6	3	3	2	1	0	4	1	0
	Palm Beach	FSL	3-2	3.09	10	6	0	0	1	43.2	52	23	15	3	2	6	34	4	0
18	Springfield	TEX	0-2	4.78	7	7	0	0	0	32.0	38	19	17	5	2	13	18	3	0
	Palm Beach	FSL	2-3	4.91	6	6	0	0	0	29.1	40	18	16	2	2	6	21	3	0
Minor League Totals			9-10	4.02	31	27	0	0	1	154.1	187	88	69	15	9	34	108	13	0

CAREER HIGHLIGHTS

Made Double-A debut with Springfield on April 8, 2018 at Frisco, allowing four earned runs in 3.2 innings and striking out four...on Injured List from 4/21-6/4/2018 and 7/21-8/24/2018...tossed best Double-A start on July 7 vs. Midland, allowing one run and striking out four in 7.0 innings of a no-decision...struck out a career-high 11 batters over 6.0 innings vs. Daytona (8/28/17)...ranked ninth among Cardinals minor league pitchers with a 4.6 strikeout/walk ratio...in 2016, missed his junior year in college and did not play for the Gulf Coast League Cardinals due to a right elbow ligament injury requiring Tommy John surgery...was a Collegiate Baseball Freshman All-American in 2014 for Wichita State, going 8-3 with a 3.27 ERA...started 24 games for Shockers, finishing 10-7 with a 3.61 ERA and 90 strikeouts in 119.2 innings...attended Waverly High School (Lincoln, NE), going 5-1 with a 1.19 ERA as a junior...previously drafted by the Toronto Blue Jays in the 22nd round of the 2013 First-Year Player Draft...brother Tom Tewes is a pitcher at Drury University in Springfield, and second brother Luke Tewes was a Drury baseball graduate assistant...
PRONUNCIATION: Tay-VISS.



FRONT OFFICE

2019 CARDINALS

2018 REVIEW

HISTORY

MINOR LEAGUES

TEXAS LEAGUE

MISC.

Stefan TROSCLAIR

1B



Height: 6'2" **Bats:** R **Born:** 7/23/1994
Weight: 205 **Throws:** R **School:** Louisiana-Lafayette
Birthplace/Resides: Lake Charles, LA/Sulphur, LA
Acquired: Selected in the 20th round (616th overall) of the 2016 First-Year Player Draft

YR	CLUB	LG	AVG	G	AB	R	H	2B	3B	HR	RBI	SH	SF	HP	BB	SO	SB	CS	SLG	OBP	E
16	GCL Cardinals	GCL	.279	40	129	20	36	6	0	5	22	0	3	8	13	25	2	2	.442	.373	1
17	Peoria	MID	.272	111	404	61	110	18	6	15	59	2	6	13	56	111	14	4	.458	.374	11
18	Springfield	TEX	.267	29	101	18	27	3	0	4	13	0	1	1	6	34	1	1	.416	.312	4
	Palm Beach	FSL	.242	84	297	44	72	14	4	8	45	2	4	14	27	78	3	2	.397	.330	6
Minor League Totals			.263	264	931	143	245	41	10	32	139	4	14	36	102	248	20	9	.432	.354	22

CAREER HIGHLIGHTS

The Ragin' Cajun made his Double-A debut with Springfield on May 18, 2018 vs. NW Arkansas, going 2-for-4 with an RBI...tied Springfield's single-game base-hit record with a 5-for-5 night (all singles) on June 2 vs. San Antonio...re-assigned to High-A Palm Beach on June 29 and returned to Springfield on August 29...drove in a career-high five RBIs on August 8 at Florida (Fire Frogs)... has a .991 career fielding percentage in 1,406 total chances at first base...named Florida State League Player of the Week for 8/19/2018...named a 2017 Midwest League Mid-Season All-Star...in 2017, ranked fifth in Midwest League in on-base percentage (.374), and ranked among Cardinals minor leaguers in home runs (15, T7th), RBIs (59, T6th), triples (6, T5th), stolen bases (14, 9th), walks (56, 2nd) and OPS (.832, 8th)...hit two home runs vs. Bowling Green on 7/23/17...smacked a grand slam vs. Clinton on 8/19/17...rated "Best Defensive First Baseman" in the Midwest League by Baseball America...was 2-for-11 with a home run and two runs scored in 2017 Midwest League playoffs...was 3-for-12 with a home run, triple, three RBIs and three walks during 2016 Gulf Coast League playoffs...ranked 12th in Division 1 in home runs with 16 in 2015 and hit 23 over his final two seasons with the Louisiana-Lafayette Ragin' Cajuns, and batted .307 with 23 home runs in 124 career games...before Louisiana-Lafayette, attended LSU-Eunice (2013-14) and helped guide them to the 2013 NJCAA National Championship game...attended Sulphur High School (Sulphur, LA)...**PRONUNCIATION:** STEFF-en TROSS-clair.

Jake WALSH

RHP



Height: 6'1" **Bats:** R **Born:** 7/20/1995
Weight: 200 **Throws:** R **School:** Florida Southern College
Birthplace/Resides: Indialantic, FL
Acquired: Selected in the 16th round (484th overall) of the 2017 First-Year Player Draft

YR	CLUB	LG	W-L	ERA	G	GS	CG	SHO	SV	IP	H	R	ER	HR	HB	BB	SO	WP	BK
17	Johnson City	APP	5-0	0.95	16	0	0	0	0	28.1	12	8	3	1	0	10	39	2	0
18	Peoria	MID	2-1	3.12	8	8	0	0	0	43.1	30	15	15	4	1	15	47	1	0
	Palm Beach	FSL	7-4	2.24	17	16	1	0	0	96.1	81	32	24	7	5	21	69	3	0
Minor League Totals			14-5	2.25	41	24	1	0	0	168.0	123	55	42	12	6	46	155	6	0

CAREER HIGHLIGHTS

Had a 1.38 ERA over five August 2018 starts for High-A Palm Beach, striking out 25 to just four walks in 26.0 innings...struck out a career-high 10 batters in 6.0 innings for Peoria vs. Kane County (5/18/18)...among Palm Beach leaders in wins (7, T1st), ERA (2.24, 3rd), starts (16, 2nd), innings (96.1, 2nd), strikeouts (69, 5th) and WHIP (1.06, 2nd)...in 2017, struck out a batter in each of his 16 relief appearances with a season-high five in 2.0 innings at Greenville (7/6), and held right-handed batters to a .034 BA (2-for-58) with zero extra-base hits...did not allow a run in 12.1 scoreless innings (7/18-8/18/17)...earned a win in three straight appearances (7/14-7/22/18)...in one season at Florida Southern, was 12-1 with a 2.62 ERA with 104 strikeouts in 99.2 innings...before Florida Southern, attended Eastern Florida State College in 2016 and Jacksonville State University in 2015...attended Melbourne High School (FL).



Austin WARNER

LHP

@AustinWarner_



Height: 5'11" **Bats:** L **Born:** 6/27/1994
Weight: 185 **Throws:** L **School:** Bellarmine University (KY)
Birthplace/Resides: Louisville, KY
Acquired: Signed by the Cardinals as a non-drafted free agent on June 23, 2017

YR	CLUB	LG	W-L	ERA	G	GS	CG	SHO	SV	IP	H	R	ER	HR	HB	BB	SO	WP	BK
17	Palm Beach	FSL	1-0	0.00	1	0	0	0	0	3.0	2	0	0	0	0	1	3	0	0
	Peoria	MID	2-4	3.00	9	9	0	0	0	48.0	43	21	16	4	1	14	51	0	0
	GCL Cardinals	GCL	1-0	0.77	3	2	0	0	0	11.2	9	2	1	0	0	0	19	1	1
18	Palm Beach	FSL	3-3	3.41	12	12	1	1	0	74.0	78	30	28	1	1	13	77	1	0
	Springfield	TEX	2-3	5.34	6	6	0	0	0	32.0	28	19	19	3	3	19	25	1	0
	Memphis	PCL	1-2	4.33	7	7	0	0	0	35.1	56	20	17	7	2	11	23	2	0
Minor League Totals			10-12	3.57	38	36	1	1	0	204.0	216	92	81	15	7	58	198	5	1

CAREER HIGHLIGHTS

The lefty made his Double-A debut with Springfield on June 24, 2018 vs. Arkansas, allowing six runs in six innings and taking a loss...allowed 19 runs in first four Double-A starts (19.0 IP) before tossing 13.0 straight shutout innings (13 Ks) across two starts (July 18 vs. NW Arkansas, July 23 at Tulsa)...debuted with Triple-A Memphis on July 28, 2018 at Las Vegas...pitched 1.0 scoreless inning in 2018 Pacific Coast League playoffs at Fresno (9/12)...from May 15-June 1 for High-A Palm Beach, allowed one run over 22.2 innings (3 GS) with 22 strikeouts...two double-digit strikeout games and two games with nine strikeouts in 2018 for Palm Beach...named a 2018 Florida State League Mid-Season All-Star for Palm Beach...named a Florida State League Pitcher of the Week (5/27/18)...in 2017, ranked among Cardinals minor leaguers in ERA (2.44, 4th) and strikeouts/9 IP (10.48, 9th)...did not walk a batter to 19 strikeouts in 11.2 innings at the Gulf Coast League level...took a loss in the 2017 Midwest League playoffs tossing 6.0 innings and allowing four runs...signed with the River City Rascals (Frontier League) after college, going 6-1 with a 4.11 ERA over two seasons (2016-17)...finished collegiate career with a 3.37 ERA in 227.1 innings, striking out 211...attended Trinity High School (KY), where he had a 19-strikeout complete game as a senior.

SPRINGFIELD CARDINALS OPENING DAY TRIVIA

Youngest Opening Day Starters

Oscar Taveras, CF (2012)	19 yrs, 290 days
Bryan Anderson, C (2007)	20 yrs, 110 days
Colby Rasmus, CF (2007)	20 yrs, 237 days
Bryan Anderson, C (2008)	21 yrs, 108 days
Donovan Solano, SS (2009)	21 yrs, 112 days

Oldest Opening Day Starters

Ruben Gotay, 3B (2012)	30 yrs, 100 days
Juan Richardson, 3B (2007)	28 yrs, 68 days
Rico Washington, 3B (2006)	27 yrs, 311 days
Jeremy Cook, P (2005)	26 yrs, 331 days
Nick Martini, LF (2007)	26 yrs, 283 days



2018 SEASON REVIEW



2018 Review

Statistics/Results

2018 Texas League Standings

FIRST HALF	WON	LOST	PCT.	GB	MANAGER
NORTH DIVISION					
Arkansas Travelers	35	35	.500	--	Daren Brown
NW Arkansas Naturals	35	35	.500	--	Mike Rojas
Tulsa Drillers	34	36	.486	1.0	Scott Hennessey
Springfield Cardinals	33	37	.471	2.0	Johnny Rodriguez
SOUTH DIVISION					
Corpus Christi Hooks	43	26	.623	--	Omar Lopez
San Antonio Missions	42	28	.600	1.5	Phillip Wellman
Midland RockHounds	33	36	.478	10.0	Scott Steinmann
Frisco RoughRiders	24	46	.343	19.5	Joe Mikulik
SECOND HALF	WON	LOST	PCT.	GB	MANAGER
NORTH DIVISION					
Tulsa Drillers	40	29	.580	--	Scott Hennessey
Arkansas Travelers	36	33	.522	4.0	Daren Brown
NW Arkansas Naturals	35	35	.500	5.5	Mike Rojas
Springfield Cardinals	27	42	.391	13.0	Johnny Rodriguez
SOUTH DIVISION					
Corpus Christi Hooks	39	30	.565	--	Omar Lopez
Frisco RoughRiders	36	34	.514	3.5	Joe Mikulik
Midland RockHounds	35	35	.500	4.5	Scott Steinmann
San Antonio Missions	29	39	.426	9.5	Phillip Wellman
OVERALL	WON	LOST	PCT.	GB	MANAGER
NORTH DIVISION					
Tulsa Drillers	74	65	.532	--	Scott Hennessey
Arkansas Travelers	71	68	.511	3.0	Darren Brown
NW Arkansas Naturals	70	70	.500	4.5	Mike Rojas
Springfield Cardinals	60	79	.432	14.0	Johnny Rodriguez
SOUTH DIVISION					
Corpus Christi Hooks	82	56	.594	--	Omar Lopez
San Antonio Missions	71	67	.514	11.0	Phillip Wellman
Midland RockHounds	68	71	.489	14.5	Scott Steinmann
Frisco RoughRiders	60	80	.429	23.0	Phillip Wellman

2018 PLAYOFFS

Tulsa Drillers defeat Arkansas Travelers 3-2 in North Division Finals
 San Antonio Missions defeat Corpus Christi Hooks 3-2 in South Division Finals
 Tulsa Drillers defeat San Antonio Missions 3-0 in Texas League Championship

2018 Texas League Final Attendances

	TOTAL	AVERAGE	HOME RECORD
Frisco RoughRiders	468,259	6,886	33-37
Tulsa Drillers	350,396	5,230	43-28
San Antonio Missions	327,276	4,885	38-30
Springfield Cardinals	326,362	4,871	34-35
Corpus Christi Hooks	340,607	4,866	47-23
Arkansas Travelers	296,847	4,498	41-29
NW Arkansas Naturals	304,526	4,478	41-29
Midland RockHounds	263,024	3,868	35-33



FRONT OFFICE

2019 CARDINALS

2018 REVIEW

HISTORY

MINOR LEAGUES

TEXAS LEAGUE

MISC.

2018 CARDINALS DAY-BY-DAY RESULTS

DATE	G	OPP	W-L	SCORE	REC	POS	GA/GB	WINNER	LOSER	SAVE	ATT.	TOTAL ATT.
4/5	1	at MID	L	5-6	0-1	4	-1.0	Bragg	Evans	Wendelken	5,373	5,373
4/6	2	at MID	L	3-6	0-2	4	-2.0	Walter	Helsley	Blackwood	4,460	9,833
4/7	3	at MID	L	1-10	0-3	4	-2.0	Bracewell	Greene		4,002	13,835
4/8	4	at FRI	L	3-6	0-4	4	-3.0	Payano	Tewes	Feigl	5,108	18,943
4/9	5	at FRI	W	4-3	1-4	t3	-2.0	Jones	Martin	Ellis	2,535	21,478
4/10	6	at FRI	L	4-11	1-5	4	-3.0	Pena	Woodford		3,028	24,506
4/12	7	MID	W	10-5	2-5	t3	-2.0	Arias	Walter		6,784	6,784
4/14	8	MID	W(7)	5-0	3-5	--		Greene	Bracewell		--	--
4/14	9	MID	L(7)	3-4	3-6	t3	-3.0	Ruiz	Tewes	Wendelken	3,290	10,074
4/15	10	FRI	W	14-3	4-6	t3	-2.0	Jones	Martin		2,574	12,648
4/16	11	FRI	W	6-1	5-6	3	-2.0	Woodford	Pena		4,806	17,454
4/17	12	FRI	W	7-5	6-6	t2	-1.0	Beck	Dykstra	Ellis	5,741	23,195
4/19	13	at ARK	W	6-4	7-6	2	-1.0	Greene	Perakslis	Evans	3,669	28,175
4/20	14	at ARK	L	7-10	7-7	t2	-1.0	Tenuta	Santos	Warren	7,075	35,250
4/22	15	at ARK	L	3-9	7-8	3	-2.0	Moore	Woodford		3,007	38,257
4/23	16	NWA	W	6-5	8-8	3	-1.0	Ellis	Griffin	Mendoza	2,265	25,460
4/24	17	NWA	W	3-1	9-8	t2	-1.0	Helsley	Lovvorn	Beck	2,916	28,376
4/26	18	NWA	W	4-3	10-8	t1	--	Williams	Terrero	Mendoza	3,917	32,293
4/27	19	ARK	W	6-2	11-8	2	-0.5	O'Reilly	Bannister		4,898	37,191
4/28	20	ARK	W	6-1	12-8	1	+0.5	Woodford	Moore		3,985	41,176
4/29	21	ARK	L	4-12	12-9	2	-0.5	De Jong	Williams		3,969	45,145
4/30	22	ARK	W	8-4	13-9	2	-0.5	McKinney	Herrmann	Mendoza	2,787	47,932
5/1	23	at NWA	L	2-4	13-10	2	-1.5	Blewett	Greene	Newberry	3,169	41,426
5/2	24	at NWA	W	7-2	14-10	2	-0.5	O'Reilly	Ogando		6,504	47,930
5/3	25	at NWA	L	2-9	14-11	2	-0.5	Sparkmann	Woodford		2,597	50,527
5/4	26	at NWA	W	9-1	15-11	2	-0.5	Ellis	Griffin		6,965	57,492
5/5	27	TUL	W	15-5	16-11	1	+0.5	Helsley	Alvarez		5,016	52,948
5/6	28	TUL	W	8-6	17-11	1	+1.5	Mendoza	Duncan		4,320	57,268
5/7	29	TUL	W	6-2	18-11	1	+2.5	Wainwright	Smeltzer		6,183	63,451
5/8	30	TUL	L	3-5	18-12	1	+1.5	Baker	Evans	Sborz	4,921	68,372
5/10	31	at ARK	L	6-9	18-13	1	+0.5	Festa	Mendoza		3,247	60,739
5/11	32	at ARK	L(7)	1-2	18-14	--	--	De Jong	Helsley	Festa	--	--
5/11	33	at ARK	L(7)	3-4	18-15	t1	--	Perakslis	Beck		6,220	66,959
5/12	34	at ARK	W	6-2	19-15	1	+1.0	Greene	Jiminian	Medina	7,163	74,122
5/13	35	at ARK	L	0-1	19-16	1	+1.0	Bannister	Woodford		2,835	76,957
5/14	36	at TUL	L	8-9	19-17	t1	--	Istler	Santos		4,183	81,140
5/15	37	at TUL	L	7-8	19-18	t2	-1.0	Copping	Medina		4,228	85,368
5/16	38	at TUL	W	2-1	20-18	t1	--	Helsley	Bawcom	Mendoza	6,124	91,492
5/17	39	at TUL	W	8-5	21-18	1	+1.0	Greene	White		5,578	97,070
5/18	40	NWA	L	2-4	21-19	t1	--	Ogando	Woodford	Vasquez	5,849	74,221
5/19	41	NWA	W	1-0	22-19	t1	--	Reyes	Machado	Lyons	6,244	80,465
5/20	42	NWA	L(7)	3-6	22-20	--	--	Sheller	Jones	Newberry	--	--
5/20	43	NWA	L(7)	1-4	22-21	2	-0.5	Kalish	Evans	Mariot	4,582	85,047
5/21	44	NWA	W	9-7	23-21	1	+0.5	McKinney	Marte		4,059	89,106
5/22	45	at CC	L	3-9	23-22	2	-0.5	Hartman	Shew		3,017	100,087
5/23	46	at CC	L	2-4	23-23	t2	-0.5	Quiala	Greene	Ferrell	2,837	102,924
5/24	47	at CC	W(10)	4-0	24-23	1	+0.5	Beck	Pinales		4,355	107,279
5/25	48	at SA	W	7-1	25-23	1	+0.5	Jones	L. Allen		5,574	112,853
5/26	49	at SA	W	7-3	26-23	1	+1.5	Ellis	Keel	Thomson	5,991	118,844
5/27	50	at SA	W	7-3	27-23	1	+2.5	Shew	Rea		4,875	123,719
5/29	51	CC	L	4-11	27-24	1	+1.5	Quiala	Medina		4,753	93,859
5/30	52	CC	L	4-11	27-25	1	+1.0	J. Ferrell	Woodford		3,322	97,181
5/31	53	CC	L(12)	8-9	27-26	1	+0.5	Nunn	Beck		5,210	102,391
6/1	54	SA	L	3-5	27-27	1	+0.5	Keel	Jones	Wieck	6,750	109,141
6/2	55	SA	W	11-6	28-27	1	+0.5	Shew	Rea		8,571	117,712
6/3	56	SA	L	0-6	28-28	1	+0.5	Quantrell	Arias		6,967	124,679
6/5	57	at NWA	W	12-5	29-28	1	+0.5	Woodford	Sheller		3,552	127,271
6/6	58	at NWA	L	6-8	29-29	2	-1.0	Marte	Evans	Newberry	2,909	130,180
6/7	59	at NWA	W	5-3	30-29	t1	--	Ellis	Terrero	Thomson	4,721	134,901
6/8	60	at NWA	L	6-7	30-30	2	-1.0	Blewett	Shew	Newberry	4,637	139,538
6/9	61	TUL	L	2-6	30-31	t2	-1.0	Sopko	Pearce	Spitzbarth	5,961	130,640
6/10	62	TUL	L	3-5	30-32	t2	-2.0	Smeltzer	Woodford	Hernandez	3,383	134,023
6/11	63	TUL	L	3-6	30-33	t3	-2.0	Bawcom	O'Reilly	Baker	4,486	138,509
6/12	64	TUL	W	3-1	31-33	3	-1.0	Jones	White	Medina	4,070	142,579
6/13	65	ARK	W	4-3	32-33	t2	-1.0	Shew	Bannister	McKinney	3,327	145,906
6/14	66	ARK	L(7)	1-5	32-34	3	-1.0	Jiminian	Pearce		4,409	150,315
6/15	67	ARK	L	1-3	32-35	t3	-2.0	Perez	Holland	Festa	5,571	155,886
6/16	68	ARK	L	4-6	32-36	4	-3.0	Povse	O'Reilly	Walker	6,890	162,776
6/17	69	at TUL	L	6-7	32-37	4	-3.0	Somsen	McKinney		3,553	143,091
6/18	70	at TUL	W	3-2	33-37	4	-2.0	Shew	Istler	Medina	4,294	147,385

END OF 1ST HALF



2018 CARDINALS DAY-BY-DAY RESULTS

DATE	G	OPP	W-L	SCORE	REC	POS	GA/GB	WINNER	LOSER	SAVE	ATT.	TOTAL ATT.
6/19	71	at TUL	L	1-5	0-1	t3	-1.0	Sopko	Evans	Baker	4,725	152,110
6/20	72	at TUL	L	1-7	0-2	4	-2.0	Smeltzer	Woodford		5,199	157,309
6/21	73	ARK	L	3-7	0-3	4	-2.0	Perakslis	McKinney		6,831	169,607
6/22	74	ARK	W	3-2	1-3	4	-2.0	Evans	McKay		5,136	174,743
6/23	75	ARK	L	5-7	1-4	4	-3.0	Bonnell	Thomson	Festa	5,496	180,239
6/24	76	ARK	L	5-6	1-5	4	-3.5	Perakslis	Warner	Walker	4,938	185,177
6/28	77	at FRI	L(10)	4-5	1-6	4	-4.5	Pelham	Medina		7,719	165,028
6/29	78	at FRI	L(11)	5-6	1-7	4	-5.5	Slack	Thomson		8,714	173,742
6/30	79	at FRI	L	1-5	1-8	4	-6.0	Perez	Shew	Arredondo	7,362	181,104
7/1	80	at MID	L	1-4	1-9	4	-6.5	Dunshree	Warner	Blackwood	2,660	183,764
7/2	81	at MID	W	6-3	2-9	4	-6.5	McKinney	Romero	Medina	2,765	186,529
7/3	82	at MID	L	3-9	2-10	4	-6.5	Luzardo	Jones		6,970	193,499
7/4	83	FRI	L	2-5	2-11	4	-7.5	Jurado	O'Reilly	Garrett	6,335	191,512
7/5	84	FRI	L	2-4	2-12	4	-7.5	Davis	Shew	Gose	4,853	196,365
7/6	85	FRI	W	9-8	3-12	4	-7.5	Gregerson	Martin	Latcham	3,868	200,233
7/7	86	MID	W(10)	5-4	4-12	t3	-7.5	Latcham	Finnegan		5,561	205,794
7/8	87	MID	W	4-0	5-12	3	-7.5	Jones	Howard		3,421	209,215
7/9	88	MID	L	0-3	5-13	3	-8.5	Luzardo	O'Reilly	Finnegan	3,042	212,257
7/11	89	at ARK	L	2-3	5-14	t3	-8.5	Bannister	Shew	Festa	7,700	201,199
7/12	90	at ARK	L	5-6	5-15	t3	-9.5	Herrmann	Warner	Festa	2,651	203,850
7/13	91	at ARK	L	2-7	5-16	t3	-10.5	De Jong	Garcia		5,327	209,177
7/14	92	at ARK	L	4-8	5-17	t3	-11.5	Walker	Latcham		5,355	214,532
7/15	93	NWA	W	7-1	6-17	3	-11.5	O'Reilly	Beeler		8,059	220,316
7/16	94	NWA	W(10)	10-6	7-17	3	-11.5	Mendoza	Brickhouse		2,647	222,963
7/17	95	NWA	W	3-2	8-17	3	-10.5	Garcia	Terrero	Latcham	2,936	225,899
7/18	96	NWA	W	10-6	9-17	3	-10.5	Warner	Blewett		3,997	229,896
7/19	97	at ARK	L	4-10	9-18	3	-10.5	Perez	Beck		2,383	216,915
7/20	98	at ARK	L(7)	3-5	9-19	3	-10.5	Misiewicz	Jones	Perakslis	4,340	221,255
7/21	99	at ARK	W	13-7	10-19	3	-10.5	Sexton	Bannister		5,068	226,323
7/22	100	at ARK	W	4-0	11-19	3	-9.5	Shew	Goudeau		2,598	228,921
7/23	101	at TUL	W	8-0	12-19	3	-8.5	Warner	Sopko		4,665	233,586
7/24	102	at TUL	W	16-5	13-19	3	-7.5	Sexton	Curry		4,878	238,464
7/25	103	at TUL	W	5-2	14-19	3	-6.5	Gonzalez	Istler		4,193	242,657
7/26	104	NWA	L	4-7	14-20	3	-7.5	Vines	O'Reilly		5,372	235,268
7/27	105	NWA	L	0-10	14-21	3	-8.5	Ogando	Shew		7,577	242,845
7/28	106	NWA	W	7-6	15-21	3	-7.5	Gonzalez	Brickhouse	Latcham	6,769	249,614
7/29	107	NWA	W	5-4	16-21	3	-6.5	Elledge	Castillo		6,788	256,402
7/30	108	TUL	W	6-3	17-21	3	-5.5	Kruczynski	Lobstein	Gonzalez	3,115	259,517
7/31	109	TUL	L	6-7	17-22	3	-6.5	Gonsolin	O'Reilly	Kasowski	4,126	263,643
8/1	110	TUL	W(10)	5-4	18-22	3	-5.5	Gonzalez	Istler		4,148	267,791
8/2	111	at NWA	L	1-9	18-23	3	-6.5	Ogando	Pearce		3,655	246,312
8/3	112	at NWA	L	3-6	18-24	3	-6.5	Blewett	Meisner	Machado	4,947	251,259
8/4	113	at NWA	L	0-1	18-25	3	-7.5	Griffin	Kruczynski	Fernandez	5,080	256,339
8/5	114	at NWA	L	4-5	18-26	4	-8.5	Sheller	Mendoza		2,826	259,165
8/7	115	at SA	W	5-4	19-26	t3	-7.5	Shew	Bachar	Elledge	4,488	263,653
8/8	116	at SA	L	1-4	19-27	4	-7.5	Scholtens	Pearce	Huffman	2,744	266,397
8/9	117	at SA	W	4-3	20-27	4	-6.5	Meisner	Ashbeck	Elledge	6,013	272,410
8/10	118	at CC	W	7-0	21-27	4	-6.5	Kruczynski	Adcock		5,126	277,536
8/11	119	at CC	L	2-5	21-28	4	-7.5	Martin	Cabrera	Winkelman	5,459	282,995
8/12	120	at CC	L	1-6	21-29	4	-8.0	Bostick	Shew		3,703	286,698
8/14	121	SA	L	0-3	21-30	4	-8.0	Bachar	Pearce	Diaz	3,198	270,989
8/15	122	SA	L	3-8	21-31	4	-8.0	Munoz	Elledge		2,173	273,162
8/17	123	CC	L	3-5	21-32	4	-9.5	Adcock	Cabrera	Scheetz	5,590	278,752
8/18	124	CC	W	4-3	22-32	4	-8.5	Gonzalez	Hartman		7,739	286,491
8/19	125	CC	W(5)	2-0	23-32	4	-8.5	Mendoza	Whitley		6,864	293,355
8/21	126	at NWA	L	1-4	23-33	4	-8.5	Ogando	Pearce		5,456	292,154
8/22	127	at NWA	L	2-3	23-34	4	-9.5	Marte	Jones	Machado	8,854	301,008
8/23	128	at NWA	W(11)	4-3	24-34	4	-8.5	Elledge	Sheller		4,203	305,211
8/24	129	at NWA	L	3-9	24-35	4	-9.5	Griffin	Cabrera		6,694	311,905
8/25	130	at TUL	L	0-5	24-36	4	-10.5	Gonsolin	Shew		7,565	319,470
8/26	131	at TUL	W(10)	7-4	25-36	4	-9.5	Elledge	Spitzbarth		3,515	322,985
8/27	132	at TUL	W	5-3	26-36	4	-8.5	Meisner	May	Elledge	4,409	327,394
8/28	133	ARK	L	3-9	26-37	4	-9.5	Mazza	Wacha		4,386	297,741
8/29	134	ARK	L	5-7	26-38	4	-9.5	Goudeau	Kruczynski	Festa	2,773	300,514
8/30	135	ARK	W	6-3	27-38	4	-9.0	Cabrera	Whalen	Elledge	4,225	304,739
8/31	136	ARK	L	3-5	27-39	4	-10.0	Walker	Beck	Festa	5,776	310,515
9/1	137	TUL	L	3-5	27-40	4	-11.0	May	Pearce	Kowalczyk	5,843	316,358
9/2	138	TUL	L	1-7	27-41	4	-12.0	Hamilton	Meisner		5,611	321,969

END OF 2ND HALF



PLAYER TRANSACTIONS

April 6	Ramon Urias transferred to Memphis (AAA)	May 19	Tyler Lyons transferred to Springfield on Major League Rehab
April 6	Luke Dykstra transferred to Springfield from Palm Beach (High-A)	May 20	Alex Reyes's Major League Rehab with Springfield concludes
April 12	Hector Mendoza placed on Temporary Inactive List	May 21	Ryan Helsley transferred to Memphis (AAA)
April 16	Hector Mendoza activated from Temporary Inactive List	May 22	Anthony Shew transferred to Springfield from Palm Beach (High-A)
April 17	Connor Jones placed on the Disabled List	May 22	Tyler Lyons' Major League Rehab with Springfield concludes
April 19	Andrew Morales transferred to Springfield from Memphis (AAA)	May 28	Jeremy Martinez transferred to Springfield from Memphis (AAA)
April 20	Ramon Urias transferred to Springfield from Memphis (AAA)	May 31	Jose Godoy transferred to Palm Beach (High-A)
April 24	Tyler Bray released by St. Louis	May 31	Carlos Martinez transferred to Springfield on Major League Rehab
April 24	Brady Bowen released by St. Louis	June 1	Carlos Martinez's Major League Rehab with Springfield concludes
April 24	Mike O'Reilly transferred to Springfield from Palm Beach (High-A)	June 2	Yadier Molina transferred to Springfield on Major League Rehab
April 24	Ronnie Williams transferred to Springfield from Palm Beach (High-A)	June 2	Matt Pearce transferred to Springfield from State College (Short-A)
April 25	Ramon Urias placed on the Disabled List	June 4	Yadier Molina's Major League Rehab with Springfield concludes
April 26	Granden Goetzman transferred to State College (Short-A)	June 4	Sam Tewes activated from D.L. and transferred to Palm Beach (High-A)
April 26	Blake Drake transferred to Springfield from State College (Short-A)	June 4	Conner Greene transferred to Memphis (AAA)
April 29	Ryan Helsley transferred to Memphis (AAA)	June 4	Mike O'Reilly transferred to Springfield from Memphis (AAA)
April 29	Andrew Morales transferred to Memphis (AAA)	June 9	Andrew Knizner transferred to Springfield from Memphis (AAA)
April 29	Ian McKinney transferred to Springfield from Palm Beach (High-A)	June 9	Thomas Spitz released by St. Louis
April 30	Ronnie Williams placed on the Disabled List	June 10	Chris Ellis transferred to Memphis (AAA)
April 30	Yeison Medina transferred to Springfield from Palm Beach (High-A)	June 13	Luke Voit's option transferred to Springfield from Memphis (AAA)
April 30	Ryan Helsley transferred to Springfield from Memphis (AAA)	June 13	Landon Beck transferred to Memphis (AAA)
May 3	Ramon Urias activated from the Disabled List	June 13	Jason Zgardowski transferred to Springfield from Palm Beach (High-A)
May 5	Randy Arozarena transferred to Springfield from Memphis (AAA)	June 14	Greg Holland transferred to Springfield on Major League Rehab
May 5	Darren Seferina released by St. Louis	June 15	Luke Voit recalled by St. Louis
May 6	Mike O'Reilly transferred to Memphis (AAA)	June 15	Tommy Layne signed by St. Louis, assigned to Springfield
May 6	Connor Jones activated from Disabled List	June 16	Matt Pearce placed on the Disabled List
May 7	John Nogowski placed on Disabled List	June 16	Estarlin Arias placed on the Disabled List
May 7	Adam Wainwright transferred to Springfield on Major League Rehab	June 16	Austin Sexton transferred to Springfield from Palm Beach (High-A)
May 8	Adam Wainwright's Major League Rehab with Springfield concludes	June 17	Greg Holland's Major League Rehab with Springfield concludes
May 8	Brett Cecil transferred to Springfield on Major League Rehab	June 22	Tommy Layne transferred to Memphis (AAA)
May 9	Brett Cecil's Major League Rehab with Springfield concludes	June 23	Edmundo Sosa transferred to Memphis (AAA)
May 12	Jeremy Martinez transferred to Memphis (AAA)	June 23	Ramon Urias transferred to Springfield from Memphis (AAA)
May 12	Jesse Jenner transferred to Springfield from Memphis (AAA)	June 23	Austin Warner transferred to Springfield from Palm Beach (High-A)
May 14	Jesse Jenner placed on the Restricted List	June 24	Jake Woodford transferred to Memphis (AAA)
May 14	Granden Goetzman transferred to Springfield from State College (Short-A)	June 27	Granden Goetzman released by St. Louis
May 15	Jesse Jenner released by St. Louis	June 28	John Nogowski activated from the Disabled List
May 17	Andrew Knizner transferred to Memphis (AAA)	June 28	Johan Mieses transferred to Springfield from Palm Beach (High-A)
May 17	Jose Godoy transferred to Springfield from Palm Beach (High-A)	June 28	Stefan Trosclair transferred to Palm Beach (High-A)
May 18	Randy Arozarena transferred to Memphis (AAA)	July 1	Sam Tewes transferred to Springfield from Palm Beach (High-A)
May 18	Ramon Urias transferred to Memphis (AAA)	July 2	Estarlin Arias activated from the Disabled List
May 18	Hector Mendoza transferred to Memphis (AAA)	July 5	Jason Zgardowski transferred to Palm Beach (High-A)
May 18	Colton Thomson transferred to Springfield from Palm Beach (High-A)	July 5	Will Latham transferred to Springfield from Palm Beach (High-A)
May 18	Evan Mendoza transferred to Springfield from Palm Beach (High-A)		
May 18	Stefan Trosclair transferred to Springfield from Palm Beach (High-A)		
May 19	Alex Reyes transferred to Springfield on Major League Rehab		



PLAYER TRANSACTIONS

July 5	Elnieri Garcia acquired by St. Louis and transferred to Springfield	Aug. 1	Hector Mendoza transferred to Springfield from Memphis (AAA)
July 6	Luke Gregerson transferred to Springfield on Major League Rehab	Aug. 1	Elnieri Garcia transferred to Springfield from Memphis (AAA)
July 7	Ian McKinney released by St. Louis	Aug. 1	Shane Billings transferred to Springfield from Palm Beach (High-A)
July 7	Elnieri Garcia activated from Injured List	Aug. 2	Ramon Urias transferred to Memphis (AAA)
July 10	Luke Gregerson's Major League Rehab with Springfield concludes	Aug. 2	Jose Martinez transferred to Palm Beach (High-A)
July 11	Estarlin Arias transferred to Palm Beach (High-A)	Aug. 5	Andrew Knizner placed on the Injured List
July 11	Junior Fernandez transferred to Springfield from Palm Beach (High-A)	Aug. 7	Ramon Urias transferred to Memphis (AAA)
July 11	Chris China placed on the Injured List	Aug. 7	Jose Martinez transferred to Springfield from Memphis (AAA)
July 11	Tyler Lyons transferred to Springfield on Major League Rehab	Aug. 8	Landon Beck transferred to Springfield from Memphis (AAA)
July 12	Tyler Lyons Major League Rehab concludes	Aug. 9	Victor Roache transferred to Memphis (AAA)
July 12	Jake Woodford transferred to Springfield from Memphis (AAA)	Aug. 9	Chase Pinder transferred to Springfield from Palm Beach (High-A)
July 12	Landon Beck transferred to Springfield from Memphis (AAA)	Aug. 10	Will Latham activated from the Injured List
July 12	Jose Godoy transferred to Springfield from Palm Beach (High-A)	Aug. 10	Landon Beck transferred to Memphis (AAA)
July 12	Yeison Medina transferred to Palm Beach (High-A)	Aug. 11	Tommy Edman transferred to Memphis (AAA)
July 12	Jacob Evans released by St. Louis	Aug. 12	Andrew Knizner activated from the Injured List
July 14	Andrew Knizner placed on the Temporary Inactive List	Aug. 14	Ramon Santos transferred to Palm Beach (High-A)
July 16	Andrew Knizner activated from the Temporary Inactive List	Aug. 15	Victor Roache transferred to Springfield from Memphis (AAA)
July 17	Randy Arozarena transferred to Springfield from Palm Beach (High-A)	Aug. 17	Carlos Martinez transferred to Springfield on Major League Rehab
July 18	Jose Godoy transferred to Palm Beach (High-A)	Aug. 18	Yairo Munoz transferred to Springfield on Major League Rehab
July 20	Derian Gonzalez transferred to Springfield from Palm Beach (High-A)	Aug. 19	Adam Wainwright transferred to Springfield on Major League Rehab
July 20	Chris China activated from the Injured List	Aug. 20	Carlos Martinez's Major League Rehab with Springfield concludes
July 20	Ramon Urias placed on the Injured List	Aug. 20	Yairo Munoz's Major League Rehab with Springfield concludes
July 20	Jake Woodford transferred to Memphis (AAA)	Aug. 21	Connor Jones transferred to Springfield from Memphis (AAA)
July 21	Tommy Edman placed on the Injured List	Aug. 21	Will Latham transferred to Palm Beach (High-A)
July 21	Sam Tewes placed on the Injured List	Aug. 23	Adam Wainwright's Major League Rehab with Springfield concludes
July 21	Landon Beck transferred to Memphis (AAA)	Aug. 23	Tommy Edman transferred to Springfield from Memphis (AAA)
July 23	Eric Carter transferred to Springfield from Palm Beach (High-A)	Aug. 23	Shane Billings transferred to Palm Beach (High-A)
July 27	Connor Jones transferred to Memphis (AAA)	Aug. 24	Sam Tewes activated from the Injured List and transferred to Palm Beach (High-A)
July 27	Austin Warner transferred to Memphis (AAA)	Aug. 25	Landon Beck transferred to Springfield from Memphis (AAA)
July 27	Matt Pearce activated from the Injured List	Aug. 25	Eric Carter released by St. Louis
July 27	Casey Meisner transferred to Springfield from Palm Beach (High-A)	Aug. 25	Chase Pinder placed in the Injured List
July 27	Evan Kruczynski transferred to Springfield from Palm Beach (High-A)	Aug. 26	Ramon Urias transferred to Springfield from Memphis (AAA)
July 28	Hector Mendoza transferred to Memphis (AAA)	Aug. 28	Tommy Edman transferred to Memphis (AAA)
July 28	Elnieri Garcia transferred to Memphis (AAA)	Aug. 28	Michael Wacha transferred to Springfield on Major League Rehab
July 28	Seth Elledge acquired by St. Louis, transferred to Springfield	Aug. 29	Michael Wacha's Major League Rehab with Springfield concludes
July 28	Tommy Edman activated from the Injured List	Aug. 29	Ramon Urias transferred to Memphis (AAA)
July 29	Lane Thomas transferred to Memphis (AAA)	Aug. 29	Stefan Trosclair transferred to Springfield from Palm Beach (High-A)
July 29	Luke Dykstra released by St. Louis	Aug. 30	Derian Gonzalez placed on the Injured List
July 30	Jose Martinez transferred to Springfield from Peoria (Low-A)	Aug. 30	Ivan Herrera transferred to Springfield from GCL Cardinals
July 30	Will Latham placed on the Injured List	Aug. 31	Andrew Knizner transferred to Memphis (AAA)
Aug. 1	Randy Arozarena transferred to Memphis (AAA)	Sept. 1	Landon Beck transferred to Memphis (AAA)
Aug. 1	Mike O'Reilly transferred to Palm Beach (High-A)	Sept. 1	Ramon Santos transferred to Springfield from Palm Beach (High-A)
Aug. 1	Austin Sexton transferred to Palm Beach (High-A)	Sept. 2	Genesis Cabrera transferred to Memphis (AAA)
Aug. 1	Roel Ramirez acquired by St. Louis, transferred to Springfield		
Aug. 1	Genesis Cabrera acquired by St. Louis, transferred to Springfield		



FRONT OFFICE

2019 CARDINALS

2018 REVIEW

HISTORY

MINOR LEAGUES

TEXAS LEAGUE

MISC.

2018 Cardinals Final Individual Batting Statistics

BATTERS	AVG	G	AB	R	H	2B	3B	HR	RBI	TB	BB	IBB	SO	SB	CS	OBP	SLG	OPS	SF	SAC	HBP	DP	E
Arozarena, Randy	.396	24	91	22	36	5	0	7	21	62	6	0	25	9	3	.455	.681	1.137	0	1	4	1	1
Billings, Shane	.154	11	26	3	4	0	0	1	1	7	1	0	5	0	0	.214	.269	.484	0	0	1	0	1
Chinae, Chris	.231	89	299	39	69	12	0	14	39	123	15	1	72	0	0	.269	.411	.680	1	0	1	10	0
Drake, Blake	.235	93	289	31	38	19	0	6	34	105	21	0	76	5	3	.288	.363	.651	2	1	1	6	2
Dykstra, Luke	.225	49	151	17	34	5	0	0	8	39	7	0	25	0	0	.267	.258	.525	1	0	2	8	2
Edman, Tommy	.299	109	452	71	135	23	3	6	36	182	35	0	76	27	5	.350	.403	.753	4	4	3	4	16
Godoy, Jose	.226	9	31	3	7	1	0	0	0	8	2	0	3	0	0	.273	.258	.531	0	0	0	4	1
Goetzman, Granden	.244	48	172	19	42	12	4	3	20	71	7	0	39	3	1	.272	.413	.685	1	1	0	1	2
Herrera, Ivan	.000	2	4	0	0	0	0	0	0	0	0	0	2	0	0	.200	.000	.200	0	0	1	0	0
Knizner, Andrew	.313	77	281	39	88	13	0	7	41	122	23	1	40	0	1	.365	.434	.800	5	1	3	7	4
Martinez, Jeremy	.237	58	173	19	41	6	0	5	18	62	19	0	28	0	0	.315	.358	.673	3	0	2	7	2
Martinez, Jose	.200	24	60	4	12	3	0	0	6	15	7	0	20	1	0	.279	.250	.529	1	2	0	4	2
Mendoza, Evan	.254	98	366	36	93	12	2	5	26	124	30	1	77	1	1	.315	.339	.654	1	2	3	8	10
Mieses, Johan	.205	57	219	26	45	8	1	9	31	82	11	0	62	0	0	.260	.374	.624	0	1	2	4	3
Molina, Yadier	.000	2	5	0	0	0	0	0	1	0	0	0	1	0	0	.143	.000	.143	1	0	1	0	0
Munoz, Yairo	.200	2	5	1	1	1	0	0	0	2	0	0	0	0	0	.200	.400	.600	0	0	0	0	0
Nogowski, John	.309	83	298	41	92	10	0	12	61	138	41	0	21	0	2	.392	.463	.855	5	0	3	13	4
Pinder, Chase	.267	11	30	2	8	0	0	0	1	8	4	0	7	0	0	.353	.267	.620	0	0	0	0	0
Roache, Victor	.218	121	426	50	93	11	2	18	58	162	44	3	142	4	1	.295	.380	.675	2	0	3	8	3
Seferina, Darren	.159	20	69	8	11	2	0	3	13	22	4	0	20	2	1	.197	.319	.516	3	1	0	1	4
Sosa, Edmundo	.276	67	261	34	72	17	1	7	32	112	9	0	52	1	2	.308	.429	.737	2	2	4	6	11
Spitz, Thomas	.260	36	104	19	27	4	3	3	13	46	12	0	38	1	2	.336	.442	.778	2	1	1	0	1
Thomas, Lane	.260	100	384	63	100	16	4	21	67	187	43	0	101	13	9	.337	.487	.824	3	2	3	2	0
Trosclair, Stefan	.367	29	101	18	27	3	0	4	13	42	6	0	34	1	1	.312	.416	.728	1	0	1	1	4
Urias, Ramon	.333	44	168	28	56	19	0	8	27	99	18	0	29	1	2	.406	.589	.996	2	2	4	3	6
Voit, Luke	.333	2	6	1	2	0	0	1	1	5	1	0	0	0	0	.429	.833	1.262	0	0	0	0	0
Young, Andy	.319	35	135	18	43	3	1	9	24	75	7	1	26	0	2	.395	.556	.950	0	0	10	3	1
TEAM TOTAL	.260	139	4692	620	1218	205	21	149	592	1912	378	7	1059	69	36	.319	.408	.727	40	30	53	101	93

CARDINALS STARTS IN THE BATTING ORDER, 2018

PLAYER	1	2	3	4	5	6	7	8	9
Arozarena	4	8	6	-	3	2	-	1	-
Billings	1	-	-	-	-	-	-	1	5
Chinae	-	-	-	5	8	26	28	10	1
Drake	9	9	-	-	2	4	12	24	17
Dykstra	-	-	-	-	1	1	2	17	21
Edman	107	3	-	-	-	-	-	-	-
Godoy	-	-	-	-	-	5	1	3	1
Goetzman	-	-	-	-	3	10	22	10	-
Herrera	-	-	-	-	-	-	1	-	-
Knizner	-	-	17	27	16	14	-	-	-
Martinez, Jer.	-	1	-	-	-	5	15	27	2
Martinez, Jose	-	1	-	-	-	-	-	6	13
Mendoza	-	11	29	19	20	7	9	-	1
Mieses	-	-	-	18	10	9	5	9	6
Molina	-	-	2	-	-	-	-	-	-
Munoz	-	-	2	-	-	-	-	-	-
Nogowski	-	-	1	50	31	-	-	-	-
Pinder	-	1	-	-	-	-	3	5	1
Roache	1	-	2	15	22	34	28	15	-
Seferina	-	6	-	-	2	6	1	3	1
Sosa	-	42	2	-	3	10	9	-	-
Spitz	1	1	-	-	-	-	-	3	25
Thomas	6	5	66	6	15	2	-	-	-
Trosclair	4	9	-	-	-	2	2	5	4
Urias	1	37	3	-	-	2	-	-	2
Voit	-	-	-	2	-	-	-	-	-
Young	7	7	11	-	5	2	3	-	1



2018 Cardinals Final Individual Pitching Statistics

PITCHERS	W	L	ERA	G	GS	CG	SHO	SV	SVO	IP	H	R	ER	HR	HB	BB	IBB	SO	BK	WP	GO/AO	DP	WHIP	AVG	HLD
Arias, Estarlin	1	1	4.50	21	0	0	0	0	0	34.0	41	17	17	5	1	15	1	31	2	2	0.74	2	1.65	.306	5
Beck, Landon	2	4	5.05	25	0	0	0	1	3	35.2	39	24	20	5	4	16	1	36	0	4	0.68	3	1.54	.281	1
Bowen, Brady	0	0	5.40	4	0	0	0	0	0	5.0	4	3	3	1	1	2	0	4	0	0	0.50	0	1.20	.200	0
Bray, Tyler	0	0	4.32	5	0	0	0	0	0	8.1	7	6	4	1	1	2	1	7	0	0	2.60	1	1.08	.219	0
Cabrera, Genesis	1	3	4.74	5	5	0	0	0	0	24.2	24	15	13	3	0	13	0	21	0	2	0.63	3	1.50	.255	0
Carter, Eric	0	0	4.35	8	0	0	0	0	0	10.1	10	5	5	2	0	3	0	13	0	0	1.00	1	1.26	.256	1
Cecil, Brett	0	0	0.00	1	0	0	0	0	0	1.0	1	0	0	0	0	0	0	1	0	0	1.00	0	1.00	.333	0
Elledge, Seth	3	1	4.32	13	0	0	0	4	6	16.2	13	10	8	3	0	6	2	20	0	3	0.88	0	1.14	.220	0
Ellis, Chris	4	0	4.19	15	7	0	0	2	2	53.2	46	27	25	6	2	16	0	56	0	4	0.94	2	1.16	.228	0
Evans, Jacob	1	5	5.06	29	2	0	0	1	2	48.0	44	31	27	3	3	16	0	38	0	7	0.82	5	1.25	.253	2
Fernandez, Junior	0	0	5.14	16	0	0	0	0	1	21.0	19	12	12	1	0	16	2	17	0	1	0.79	1	1.67	.253	0
Garcia, Elniery	1	1	4.26	13	1	0	0	0	1	19.0	25	12	9	0	1	9	0	14	2	1	1.73	2	1.79	.333	0
Gonzalez, Derian	4	0	2.76	13	0	0	0	1	3	16.1	13	6	5	0	0	7	1	10	0	0	1.85	1	1.22	.224	0
Greene, Connor	4	3	4.44	11	10	0	0	0	0	48.2	43	29	24	1	4	32	0	43	0	9	1.11	7	1.54	.242	0
Gregerson, Luke	1	0	0.00	3	0	0	0	0	0	3.0	1	0	0	0	0	0	0	2	0	0	2.00	1	0.33	.111	0
Helsley, Ryan	3	2	4.39	7	7	1	0	0	0	41.0	30	22	20	5	2	20	0	44	0	10	1.00	3	1.22	.203	0
Holland, Greg	1	1	4.50	2	0	0	0	0	0	2.0	2	1	1	1	0	1	0	2	0	0	0.33	0	1.50	.250	0
Jones, Connor	5	5	3.80	22	17	0	0	0	0	94.2	96	48	40	4	9	51	1	66	0	7	2.68	13	1.55	.264	0
Kruczynski, Evan	2	3	2.50	6	6	0	0	0	0	39.2	27	11	11	1	1	10	0	33	0	2	0.77	2	0.93	.200	0
Latcham, Will	1	1	5.11	10	0	0	0	3	4	12.1	13	8	7	1	2	5	0	8	0	0	1.27	5	1.46	.289	0
Layne, Tommy	0	0	0.00	2	0	0	0	0	0	2.1	1	0	0	0	0	0	0	2	0	0	0.67	0	0.43	.125	1
Lyons, Tyler	0	0	6.75	3	0	0	0	1	1	2.3	3	2	2	1	0	1	0	1	0	0	0.40	0	1.50	.273	0
Martinez, Carlos	0	0	3.86	3	1	0	0	0	0	7.0	6	3	3	3	0	0	0	6	0	0	0.50	0	0.86	.222	0
McKinney, Ian	3	2	5.17	18	0	0	0	1	1	31.1	31	19	18	5	2	23	0	24	0	3	0.81	4	1.27	.254	1
Medina, Yeison	0	3	5.88	23	0	0	0	4	5	26.0	36	19	17	2	1	13	0	19	0	1	2.06	8	1.88	.340	2
Meisner, Casey	2	2	3.60	7	6	0	0	0	0	40.0	31	17	16	3	2	14	0	33	0	0	0.58	0	1.13	.208	0
Mendoza, Hector	3	2	3.82	32	0	0	0	4	6	37.2	27	17	16	4	0	14	2	32	1	0	0.45	1	1.09	.200	2
Morales, Andrew	0	0	10.80	3	0	0	0	0	0	3.1	5	4	4	1	0	4	0	5	0	0	1.00	1	2.70	.357	2
O'Reilly, Mike	3	6	5.32	13	13	0	0	0	0	66.0	70	45	39	10	2	25	1	43	0	1	0.34	2	1.44	.269	0
Pearce, Matt	0	7	5.40	10	10	0	0	0	0	53.1	66	33	32	8	3	11	0	46	0	1	0.54	2	1.44	.301	0
Ramirez, Roel	0	0	5.06	10	0	0	0	0	1	10.2	8	6	6	1	1	5	0	10	0	2	0.82	0	1.22	.211	2
Reyes, Alex	1	0	0.00	1	1	0	0	0	0	7.2	1	0	0	0	0	3	0	13	0	1	0.29	0	0.52	.045	0
Santos, Ramon	0	2	5.49	34	1	0	0	0	3	57.1	67	39	35	6	2	26	0	46	0	12	1.98	5	1.62	.289	2
Sexton, Austin	2	0	5.32	14	0	0	0	0	0	22.0	24	13	13	1	4	9	0	22	0	0	0.75	3	1.50	.273	2
Shew, Anthony	6	8	4.50	19	19	0	0	0	0	114.0	128	57	57	13	7	32	0	96	0	3	0.83	8	1.40	.288	0
Tewes, Sam	0	2	4.78	7	7	0	0	0	0	32.0	38	19	17	5	2	13	0	18	0	3	0.76	4	1.59	.304	0
Thomson, Colton	0	2	4.41	15	0	0	0	2	2	16.1	19	9	8	1	0	9	1	10	0	0	1.25	2	1.71	.297	1
Wacha, Michael	0	1	11.57	1	1	0	0	0	0	2.1	6	5	3	1	0	1	0	3	0	0	0.00	0	3.00	.429	0
Wainwright, Adam	1	0	0.00	3	3	0	0	0	0	10.0	5	0	0	0	1	0	0	9	0	0	0.62	0	0.50	.143	0
Warner, Austin	2	3	5.34	6	6	0	0	0	0	32.0	28	19	19	3	3	19	0	25	0	1	0.82	1	1.47	.231	0
Williams, Ronnie	1	1	13.50	2	0	0	0	0	0	3.1	4	5	5	2	0	2	0	2	0	2	1.67	0	1.80	.286	0
Woodford, Jake	3	8	5.22	16	16	0	0	0	0	81.0	94	52	47	13	8	35	0	56	1	7	1.29	7	1.59	.290	0
Zgardowski, Jason	0	0	6.00	6	0	0	0	0	0	9.0	10	6	6	2	1	6	0	4	0	0	0.38	3	1.78	.323	0
TEAM TOTAL	60	79	4.58	139	139	1	8	24	41	1202.1	1206	676	612	128	70	505	13	991	6	89	1.23	103	1.42	.262	27

RELIEF PITCHERS SAVE RULE

A pitcher is credited with a save when he meets all three of the following conditions:

1. He is the finishing pitcher in an game won by his club, and
2. He is not the winning pitcher, and
3. He qualifies under one of the following conditions:
 - a. He enters the game with a lead of no more than three runs and pitches for at least one inning, or
 - b. He enters the game with the potential tying run either on base, at bat, or on deck (that is, the potential tying run is either on base or is one of the first two batters he faces), or
 - c. He pitches effectively for at least three innings



FRONT OFFICE

2019 CARDINALS

2018 REVIEW

HISTORY

MINOR LEAGUES

TEXAS LEAGUE

MISC.

2018 Cardinals Home Batting Totals

BATTERS	AVG	G	AB	R	H	2B	3B	HR	RBI	BB	SO	SB	CS	SLG	OBP	E
Arozarena, Randy	.409	11	44	11	18	1	0	4	13	4	15	5	0	.705	.480	0
Billings, Shane	.000	4	7	0	0	0	0	0	0	1	2	0	0	.000	.222	1
China, Chris	.209	47	148	13	31	5	0	5	19	9	45	0	0	.345	.259	0
Drake, Blake	.184	45	136	15	25	6	0	3	13	8	42	3	0	.294	.226	0
Dykstra, Luke	.242	22	66	5	16	1	0	0	3	3	13	0	0	.258	.275	1
Edman, Tommy	.311	50	206	34	64	10	1	2	13	17	35	13	2	.398	.362	6
Godoy, Jose	.235	5	17	1	4	0	0	0	0	1	2	0	0	.235	.278	0
Goetzman, Granden	.275	26	91	9	25	9	2	1	10	3	19	1	0	.451	.295	1
Herrera, Ivan	.000	2	4	0	0	0	0	0	0	0	2	0	0	.000	.200	0
Krznizer, Andrew	.333	42	141	21	47	6	0	3	22	14	21	0	1	.440	.388	3
Martinez, Jeremy	.215	26	79	7	17	2	0	3	7	8	15	0	0	.354	.292	1
Martinez, Jose	.300	14	40	1	12	3	0	0	5	4	13	0	0	.375	.364	1
Mendoza, Evan	.250	52	188	24	47	7	1	3	12	15	40	0	0	.346	.304	5
Mieses, Johan	.155	26	97	12	15	1	0	7	15	4	30	0	0	.381	.188	1
Molina, Yadier	.000	2	5	0	0	0	0	0	1	0	1	0	0	.000	.143	0
Munoz, Yairo	.200	2	5	1	1	1	0	0	0	0	0	0	0	.400	.200	0
Nogowski, John	.333	39	138	24	46	2	0	6	26	12	7	0	0	.478	.391	0
Pinder, Chase	.200	4	10	0	2	0	0	0	1	1	3	0	0	.200	.273	0
Roache, Victor	.258	62	198	33	51	4	1	14	34	24	68	3	1	.500	.345	2
Seferina, Darren	.250	11	36	8	9	2	0	3	12	2	11	2	1	.556	.275	1
Sosa, Edmundo	.303	35	132	19	40	7	1	7	21	5	22	1	0	.530	.343	4
Spitz, Thomas	.259	21	54	10	14	2	0	3	10	7	24	0	0	.463	.333	1
Thomas, Lane	.247	49	186	29	46	7	0	12	35	20	47	7	3	.478	.322	0
Trosclair, Stefan	.286	21	70	13	20	3	0	3	9	5	22	1	1	.457	.338	2
Urias, Ramon	.317	17	63	15	20	6	0	5	13	8	11	0	2	.651	.411	3
Voit, Luke	.333	2	6	1	2	0	0	1	1	1	0	0	0	.833	.429	0
Young, Andy	.288	16	59	9	17	1	1	6	10	2	9	0	1	.644	.364	1
Team Total	.262	69	2267	317	594	86	7	91	305	179	539	36	12	.427	.320	41

2018 Cardinals Road Batting Totals

BATTERS	AVG	G	AB	R	H	2B	3B	HR	RBI	BB	SO	SB	CS	SLG	OBP	E
Arozarena, Randy	.383	13	47	11	18	4	0	3	8	2	10	4	3	.660	.431	1
Billings, Shane	.211	7	19	3	4	0	0	1	1	0	3	0	0	.368	.211	0
China, Chris	.252	42	151	26	38	7	0	9	20	6	27	0	0	.477	.278	0
Drake, Blake	.281	48	153	16	43	13	0	3	21	13	34	2	3	.425	.341	2
Dykstra, Luke	.212	27	85	12	18	4	0	0	5	4	12	0	0	.259	.261	1
Edman, Tommy	.289	59	246	37	71	13	2	4	23	18	41	14	3	.407	.341	10
Godoy, Jose	.214	4	14	2	3	1	0	0	0	1	1	0	0	.286	.267	1
Goetzman, Granden	.210	22	81	10	17	3	2	2	10	4	20	2	1	.370	.247	1
Krznizer, Andrew	.293	35	140	18	41	7	0	4	19	9	19	0	0	.429	.342	1
Martinez, Jeremy	.255	32	94	12	24	4	0	2	11	11	13	0	0	.362	.333	1
Martinez, Jose	.000	10	20	3	0	0	0	0	1	3	7	1	0	.000	.125	1
Mendoza, Evan	.258	46	178	12	46	5	1	2	14	15	37	1	1	.331	.327	5
Mieses, Johan	.246	31	122	14	30	7	1	2	16	7	32	0	0	.369	.298	2
Nogowski, John	.288	44	160	17	46	8	0	6	35	29	14	0	2	.450	.393	4
Pinder, Chase	.300	7	20	2	6	0	0	0	0	3	4	0	0	.300	.291	0
Roache, Victor	.184	59	228	17	42	7	1	4	24	20	74	1	0	.276	.249	1
Seferina, Darren	.061	9	33	0	2	0	0	0	1	2	9	0	0	.061	.111	3
Sosa, Edmundo	.248	32	129	15	32	10	0	0	11	4	30	0	2	.326	.272	7
Spitz, Thomas	.26	15	50	9	13	2	3	0	3	5	14	1	2	.420	.339	0
Thomas, Lane	.273	51	198	34	54	9	4	9	32	23	54	6	6	.495	.351	0
Trosclair, Stefan	.226	8	31	5	7	0	0	1	4	1	12	0	0	.323	.250	2
Urias, Ramon	.343	27	105	13	36	13	0	3	14	10	18	1	0	.552	.403	3
Young, Andy	.342	19	76	9	26	2	0	3	14	5	17	0	1	.487	.419	0
Team Total	.257	70	2425	303	624	119	14	58	287	199	520	33	24	.390	.318	52

**2018 Cardinals Batting Totals vs Right Handed Pitchers**

BATTERS	AVG	AB	R	H	2B	3B	HR	RBI	BB	SO	SB	CS	SLG	OBP
Arozarena, Randy	.387	62	14	24	4	0	4	12	3	17	8	1	.645	.441
Billings, Shane	.267	15	3	4	0	0	1	1	1	2	0	0	.467	.353
Chinea, Chris	.224	214	30	48	7	0	10	28	12	60	0	0	.397	.268
Drake, Blake	.237	215	23	51	13	0	5	26	14	61	4	2	.367	.286
Dykstra, Luke	.216	116	12	25	3	0	0	5	7	19	0	0	.241	.264
Edman, Tommy	.281	335	48	94	15	3	4	24	27	50	24	4	.379	.333
Godoy, Jose	.263	19	2	5	1	0	0	0	2	2	0	0	.316	.333
Goetzman, Granden	.219	128	11	28	10	1	1	15	4	34	2	1	.336	.241
Herrera, Ivan	.000	3	0	0	0	0	0	0	0	1	0	0	.000	.000
Knizner, Andrew	.318	214	32	68	10	0	7	28	13	29	0	1	.463	.361
Martinez, Jeremy	.260	123	15	32	5	0	4	15	13	17	0	0	.398	.336
Martinez, Jose	.213	47	4	10	3	0	0	6	6	15	1	0	.277	.296
Mendoza, Evan	.265	275	29	73	10	1	5	19	19	54	1	0	.364	.314
Mieses, Johan	.186	161	18	30	7	1	7	25	5	49	0	0	.373	.220
Molina, Yadier	.000	5	0	0	0	0	0	1	0	1	0	0	.000	.143
Munoz, Yairo	.250	4	1	1	1	0	0	0	0	0	0	0	.500	.250
Nogowski, John	.293	215	29	63	7	0	8	43	27	15	0	1	.437	.371
Pinder, Chase	.200	25	2	5	0	0	0	1	3	6	0	0	.200	.286
Roache, Victor	.218	316	32	69	8	2	11	39	32	108	3	1	.361	.295
Seferina, Darren	.138	58	6	8	2	0	3	10	3	16	1	0	.328	.177
Sosa, Edmundo	.293	188	21	55	13	1	5	22	8	38	1	2	.452	.327
Spitz, Thomas	.274	73	11	20	3	2	2	7	10	27	1	2	.452	.369
Thomas, Lane	.262	294	52	77	7	3	18	54	34	75	12	8	.490	.342
Trosclair, Stefan	.250	76	12	19	3	0	3	9	4	26	1	1	.408	.284
Urias, Ramon	.331	124	21	41	13	0	6	19	14	23	1	2	.581	.401
Voit, Luke	.333	6	1	2	0	0	1	1	1	0	0	0	.833	.429
Young, Andy	.326	92	15	30	3	1	8	20	6	17	0	2	.641	.410
Team Total	.257	3472	449	893	148	15	113	430	271	793	60	28	.406	.315

2018 Cardinals Batting Totals vs Left Handed Pitchers

BATTERS	AVG	AB	R	H	2B	3B	HR	RBI	BB	SO	SB	CS	SLG	OBP
Arozarena, Randy	.414	29	8	12	1	0	3	9	3	8	1	2	.759	.485
Billings, Shane	.000	11	0	0	0	0	0	0	0	3	0	0	.000	.000
Chinea, Chris	.247	85	9	21	5	0	4	11	3	12	0	0	.447	.273
Drake, Blake	.230	74	8	17	6	0	1	8	7	15	1	1	.351	.293
Dykstra, Luke	.257	35	5	9	2	0	0	3	0	6	0	0	.314	.278
Edman, Tommy	.350	117	23	41	8	0	2	12	8	26	3	1	.470	.398
Godoy, Jose	.167	12	1	2	0	0	0	0	0	1	0	0	.167	.167
Goetzman, Granden	.318	44	8	14	2	3	2	5	3	5	1	0	.636	.362
Herrera, Ivan	.000	1	0	0	0	0	0	0	0	1	0	0	.000	.500
Knizner, Andrew	.299	67	7	20	3	0	0	13	10	11	0	0	.343	.380
Martinez, Jeremy	.180	50	4	9	1	0	1	3	6	11	0	0	.260	.263
Martinez, Jose	.154	13	0	2	0	0	0	0	1	5	0	0	.154	.214
Mendoza, Evan	.220	91	7	20	2	1	0	7	11	23	0	1	.264	.317
Mieses, Johan	.259	58	8	15	1	0	2	6	6	13	0	0	.379	.328
Munoz, Yairo	.000	1	0	0	0	0	0	0	0	0	0	0	.000	.000
Nogowski, John	.349	83	12	29	3	0	4	18	14	6	0	1	.530	.444
Pinder, Chase	.600	5	0	3	0	0	0	0	1	1	0	0	.600	.667
Roache, Victor	.218	110	18	24	3	0	7	19	12	34	1	0	.436	.295
Seferina, Darren	.273	11	2	3	0	0	0	3	1	4	1	1	.273	.286
Sosa, Edmundo	.233	73	13	17	4	0	2	10	1	14	0	0	.370	.260
Spitz, Thomas	.226	31	8	7	1	1	1	6	2	11	0	0	.419	.257
Thomas, Lane	.256	90	11	23	9	1	3	13	9	26	1	1	.478	.320
Trosclair, Stefan	.320	25	6	8	0	0	1	4	2	8	0	0	.440	.393
Urias, Ramon	.341	44	7	15	6	0	2	8	4	6	0	0	.614	.420
Young, Andy	.302	43	3	13	0	0	1	4	1	9	0	0	.372	.362
Team Total	.266	1220	171	325	57	6	36	162	107	266	9	8	.411	.331



FRONT OFFICE

2019 CARDINALS

2018 REVIEW

HISTORY

MINOR LEAGUES

TEXAS LEAGUE

MISC.

2018 Cardinals Home Pitching Totals

PITCHERS	W	L	ERA	G	GS	CG	SHO	SV	IP	H	R	ER	HR	HB	BB	SO	WP	AVG
Arias, Estarlin	1	1	5.74	11	0	0	0	0	15.2	22	10	10	3	0	9	11	2	.338
Beck, Landon	1	2	4.63	14	0	0	0	1	23.1	24	15	12	3	1	11	20	4	.270
Bowen, Brady	0	0	4.50	1	0	0	0	0	2.0	1	1	1	1	0	1	2	0	.143
Bray, Tyler	0	0	0.00	1	0	0	0	0	2.0	1	0	0	0	0	0	1	0	.125
Cabrera, Genesis	1	1	3.00	2	2	0	0	0	12.0	8	6	4	0	0	3	9	2	.186
Carter, Eric	0	0	5.40	4	0	0	0	0	5.0	6	3	3	1	0	0	5	0	.300
Cecil, Brett	0	0	0.00	1	0	0	0	0	1.0	1	0	0	0	0	0	1	0	.333
Elledge, Seth	1	1	8.10	5	0	0	0	1	6.2	6	7	6	2	0	2	8	1	.222
Ellis, Chris	1	0	3.90	8	3	0	0	1	27.2	21	13	12	3	2	7	29	1	.206
Evans, Jacob	1	2	3.33	14	1	0	0	0	27.0	19	11	10	2	2	5	26	3	.204
Fernandez, Junior	0	0	5.59	6	0	0	0	0	9.2	14	6	6	1	0	5	9	0	.368
Garcia, Elniery	1	0	5.63	6	0	0	0	0	8.0	11	5	5	0	0	4	5	1	.344
Gonzalez, Derian	3	0	5.68	5	0	0	0	1	6.1	7	5	4	0	0	4	4	0	.292
Greene, Conner	1	0	4.15	5	4	0	0	0	17.1	15	13	8	0	1	16	19	4	.227
Gregerson, Luke	1	0	0.00	3	0	0	0	0	3.0	1	0	0	0	0	0	2	0	.111
Helsley, Ryan	2	0	5.32	4	4	0	0	0	22.0	17	13	13	4	1	13	28	6	.213
Holland, Greg	0	1	4.50	2	0	0	0	0	2.0	2	1	1	1	0	1	2	0	.250
Jones, Connor	3	2	3.68	9	6	0	0	0	36.2	33	17	15	3	3	23	26	0	.241
Kruczynski, Evan	1	2	3.86	3	3	0	0	0	18.2	13	8	8	1	1	7	17	1	.203
Latcham, Will	1	0	0.00	5	0	0	0	3	6.0	5	0	0	0	0	1	3	0	.263
Layne, Tommy	0	0	0.00	1	0	0	0	0	1.0	0	0	0	0	0	0	0	0	.000
Lyons, Tyler	0	0	10.80	2	0	0	0	1	1.2	2	2	2	1	0	0	1	0	.286
Martinez, Carlos	0	0	3.86	3	1	0	0	0	7.0	6	3	3	3	0	0	6	0	.222
McKinney, Ian	2	1	5.32	11	0	0	0	1	22.0	20	14	13	4	1	11	15	1	.235
Medina, Yeison	0	1	7.36	10	0	0	0	1	11.0	13	9	9	1	1	6	6	1	.325
Meisner, Casey	0	1	3.71	3	3	0	0	0	17.0	15	7	7	1	1	7	15	0	.234
Mendoza, Hector	3	0	2.55	14	0	0	0	3	17.2	10	6	5	1	0	3	18	0	.164
Morales, Andrew	0	0	4.50	2	0	0	0	0	2.0	3	1	1	0	0	2	3	0	.375
O'Reilly, Mike	2	6	5.44	9	9	0	0	0	46.1	50	33	28	7	1	19	27	0	.278
Pearce, Matt	0	4	4.41	6	6	0	0	0	32.2	38	16	16	5	3	7	30	0	.284
Ramirez, Roel	0	0	6.75	5	0	0	0	0	4.0	3	3	3	0	0	3	6	1	.200
Reyes, Alex	1	0	0.00	1	1	0	0	0	7.2	1	0	0	0	0	3	13	1	.045
Santos, Ramon	0	0	5.45	18	1	0	0	0	33.0	42	22	20	4	2	13	30	8	.300
Sexton, Austin	0	0	6.00	6	0	0	0	0	9.0	13	6	6	1	1	6	6	0	.342
Shew, Anthony	2	2	3.02	9	9	0	0	0	56.2	52	19	19	6	2	11	57	1	.243
Tewes, Sam	0	1	3.09	2	2	0	0	0	11.2	12	4	4	2	0	3	6	1	.267
Thomson, Colton	0	1	9.95	8	0	0	0	0	6.1	11	7	7	1	0	6	4	0	.407
Wacha, Michael	0	1	11.57	1	1	0	0	0	2.1	6	5	3	1	0	1	3	0	.429
Wainwright, Adam	1	0	0.00	2	2	0	0	0	7.0	3	0	0	0	0	0	6	0	.125
Warner, Austin	1	1	6.00	3	3	0	0	0	18.0	18	12	12	2	1	11	13	0	.257
Williams, Ronnie	1	1	13.50	2	0	0	0	0	3.1	4	5	5	2	0	2	2	2	.286
Woodford, Jake	2	3	4.76	8	8	0	0	0	39.2	40	22	21	8	6	17	31	4	.256
Zgardowski, Jason	0	0	3.00	2	0	0	0	0	3.0	3	1	1	0	0	3	3	0	.273
Team Total	34	35	4.46	69	69	0	4	13	612.0	592	331	303	75	30	246	528	45	.254

MINOR LEAGUE BASEBALL EXTRA INNINGS RULE

At all levels of Minor League Baseball, extra innings will begin with a runner on second base. The runner at second base will be the player in the batting order position previous to the leadoff batter of the inning (or a substitute for that player). By way of example, if the number five hitter in the batting order is due to lead off the 10th inning, the number four player in the batting order (or a pinch-runner for such player) shall begin the inning on second base. Any runner or batter removed from the game for a substitute shall be ineligible to return to the game, as is the case in all circumstances under the Official Baseball Rules.

For purposes of calculating earned runs under Rule 9.16, the runner who begins an inning on second base pursuant to this rule shall be deemed to be a runner who has reached second base because of a fielding error, but no error shall be charged to the opposing team or to any player.



2018 Cardinals Road Pitching Totals

PITCHERS	W	L	ERA	G	GS	CG	SHO	SV	IP	H	R	ER	HR	HB	BB	SO	WP	AVG
Arias, Estarlin	0	0	3.44	10	0	0	0	0	18.1	19	7	7	2	1	6	20	0	.275
Beck, Landon	1	2	5.84	11	0	0	0	0	12.1	15	9	8	2	3	5	16	0	.300
Bowen, Brady	0	0	6.00	3	0	0	0	0	3.0	3	2	2	0	1	1	2	0	.231
Bray, Tyler	0	0	5.68	4	0	0	0	0	6.1	6	6	4	1	1	2	6	0	.250
Cabrera, Genesis	0	2	6.39	3	3	0	0	0	12.2	16	9	9	3	0	10	12	0	.314
Carter, Eric	0	0	3.38	4	0	0	0	0	5.1	4	2	2	1	0	3	8	0	.211
Elledge, Seth	2	0	1.80	8	0	0	0	3	10.0	7	3	2	1	0	4	12	2	.219
Ellis, Chris	3	0	4.50	7	4	0	0	1	26.0	25	14	13	3	0	9	27	3	.250
Evans, Jacob	0	3	7.29	15	1	0	0	1	21.0	25	20	17	1	1	11	12	4	.309
Fernandez, Junior	0	0	4.76	10	0	0	0	0	11.1	5	6	6	0	0	11	8	1	.135
Garcia, Elniery	0	1	3.27	7	1	0	0	0	11.0	14	7	4	0	1	5	9	0	.326
Gonzalez, Derian	1	0	0.90	8	0	0	0	0	10.0	6	1	1	0	0	3	6	0	.176
Greene, Conner	3	3	4.60	6	6	0	0	0	31.1	28	16	16	1	3	16	24	5	.250
Helsley, Ryan	1	2	3.32	3	3	1	0	0	19.0	13	9	7	1	1	7	16	4	.191
Jones, Connor	2	3	3.88	13	11	0	0	0	58.0	63	31	25	1	6	28	40	7	.278
Kruczynski, Evan	1	1	1.29	3	3	0	0	0	21.0	14	3	3	0	0	3	16	1	.197
Latham, Will	0	1	9.95	5	0	0	0	0	6.1	8	8	7	1	2	4	5	0	.308
Layne, Tommy	0	0	0.00	1	0	0	0	0	1.1	1	0	0	0	0	0	2	0	.200
Lyons, Tyler	0	0	0.00	1	0	0	0	0	1.0	1	0	0	0	0	1	0	0	.250
McKinney, Ian	1	1	4.82	7	0	0	0	0	9.1	11	5	5	1	1	12	9	2	.297
Medina, Yeison	0	2	4.80	13	0	0	0	3	15.0	23	10	8	1	0	7	13	0	.348
Meisner, Casey	2	1	3.52	4	3	0	0	0	23.0	16	10	9	2	1	7	18	0	.188
Mendoza, Hector	0	2	4.95	18	0	0	0	1	20.0	17	11	11	3	0	11	14	0	.230
Morales, Andrew	0	0	20.25	1	0	0	0	0	1.1	2	3	3	1	0	2	2	0	.333
O'Reilly, Mike	1	0	5.03	4	4	0	0	0	19.2	20	12	11	3	1	6	16	1	.250
Pearce, Matt	0	3	6.97	4	4	0	0	0	20.2	28	17	16	3	0	4	16	1	.329
Ramirez, Roel	0	0	4.05	5	0	0	0	0	6.2	5	3	3	1	1	2	4	1	.217
Santos, Ramon	0	2	5.55	16	0	0	0	0	24.1	25	17	15	2	0	13	16	4	.272
Sexton, Austin	2	0	4.85	8	0	0	0	0	13.0	11	7	7	0	3	3	16	0	.220
Shew, Anthony	4	6	5.97	10	10	0	0	0	57.1	76	38	38	7	5	21	39	2	.329
Tewes, Sam	0	1	5.75	5	5	0	0	0	20.1	26	15	13	3	2	10	12	2	.325
Thomson, Colton	0	1	0.90	7	0	0	0	2	10.0	8	2	1	0	0	3	6	0	.216
Wainwright, Adam	0	0	0.00	1	1	0	0	0	3.0	2	0	0	0	1	0	3	0	.182
Warner, Austin	1	2	4.50	3	3	0	0	0	14.0	10	7	7	1	2	8	12	1	.196
Woodford, Jake	1	5	5.66	8	8	0	0	0	41.1	54	30	26	5	2	18	25	3	.321
Zgardowski, Jason	0	0	7.50	4	0	0	0	0	6.0	7	5	5	2	1	3	1	0	.350
Team Total	26	44	4.71	70	70	1	4	11	590.1	614	345	309	53	40	259	463	44	.271



FRONT OFFICE

2019 CARDINALS

2018 REVIEW

HISTORY

MINOR LEAGUES

TEXAS LEAGUE

MISC.

2018 Cardinals Pitching Totals vs Right Handed Batters

PITCHERS	ERA	IP	H	R	ER	HR	HB	BB	SO	WP	AVG
Arias, Estarlin	3.22	22.1	23	8	8	4	0	11	23	0	.271
Beck, Landon	6.55	22.0	27	19	16	5	3	13	27	3	.307
Bowen, Brady	8.10	3.1	3	3	3	1	0	1	2	0	.231
Bray, Tyler	0.00	4.1	2	1	0	0	0	2	5	0	.133
Cabrera, Genesis	4.50	14.0	17	8	7	2	0	8	12	2	.298
Carter, Eric	4.50	6.0	4	3	3	1	0	3	8	0	.190
Cecil, Brett	0.00	1.0	1	0	0	0	0	0	1	0	.333
Elledge, Seth	5.00	9.0	6	6	5	2	0	2	11	2	.194
Ellis, Chris	3.03	29.2	25	12	10	1	2	11	38	3	.221
Evans, Jacob	5.00	36.0	31	23	20	2	2	9	33	5	.246
Fernandez, Junior	5.40	11.2	7	7	7	1	0	7	11	1	.189
Garcia, Elniery	6.75	9.1	16	10	7	0	1	6	8	1	.381
Gonzalez, Derian	0.84	10.2	5	2	1	0	0	4	7	0	.143
Greene, Conner	5.66	20.2	33	17	13	0	4	22	19	4	.371
Gregerson, Luke	0.00	1.2	1	0	0	0	0	0	1	0	.200
Helsley, Ryan	4.50	24.0	15	13	12	3	2	11	30	4	.172
Holland, Greg	0.00	1.0	1	0	0	0	0	0	0	0	.250
Jones, Connor	3.73	50.2	49	25	21	3	8	27	47	4	.249
Kruczynski, Evan	2.03	26.2	17	6	6	1	0	9	23	1	.183
Latcham, Will	1.42	6.1	5	1	1	0	2	2	3	0	.238
Layne, Tommy	0.00	1.1	1	0	0	0	0	0	1	0	.200
Lyons, Tyler	10.80	1.2	2	2	2	1	0	1	0	0	.286
Martinez, Carlos	6.75	4.0	5	3	3	3	0	0	5	0	.294
McKinney, Ian	5.40	23.1	21	15	14	4	1	19	20	1	.236
Medina, Yeison	4.67	17.1	21	11	9	2	1	10	14	1	.328
Meisner, Casey	5.23	20.2	19	13	12	3	2	8	17	0	.238
Mendoza, Hector	4.22	21.1	16	11	10	4	0	8	21	0	.203
Morales, Andrew	16.20	1.2	3	3	3	1	0	3	5	0	.375
O'Reilly, Mike	4.66	36.2	45	23	19	5	2	13	26	1	.300
Pearce, Matt	3.13	31.2	33	11	11	4	0	9	28	0	.270
Ramirez, Roel	4.26	6.1	4	3	3	0	0	4	8	2	.182
Reyes, Alex	0.00	4.2	1	0	0	0	0	0	8	0	.077
Santos, Ramon	4.19	38.2	31	21	18	2	1	14	32	10	.217
Sexton, Austin	3.46	13.0	13	5	5	0	4	4	14	0	.260
Shew, Anthony	4.31	62.2	73	30	30	7	4	13	52	2	.297
Tewes, Sam	6.48	16.2	24	13	12	4	2	9	11	1	.343
Thomson, Colton	5.25	12.0	9	7	7	1	0	5	8	0	.214
Wacha, Michael	20.25	1.1	1	3	3	1	0	0	2	0	.200
Wainwright, Adam	0.00	5.2	3	0	0	0	0	0	6	0	.150
Warner, Austin	7.29	21.0	20	17	17	3	1	17	14	1	.247
Williams, Ronnie	33.75	1.1	3	5	5	2	0	1	1	1	.429
Woodford, Jake	6.51	47.0	63	37	34	11	6	23	38	3	.323
Zgardowski, Jason	7.20	5.0	7	4	4	2	0	4	4	0	.333
Team Total	-	705.1	706	401	366	86	48	313	644	53	.262



2018 Cardinals Pitching Totals vs Left Handed Batters

PITCHERS	ERA	IP	H	R	ER	HR	HB	BB	SO	WP	AVG
Arias, Estarlin	6.94	11.2	18	9	9	1	1	4	8	2	.367
Beck, Landon	2.63	13.2	12	5	4	0	1	3	9	1	.235
Bowen, Brady	0.00	1.2	1	0	0	0	1	1	2	0	.143
Bray, Tyler	9.00	4.0	5	5	4	1	1	0	2	0	.294
Cabrera, Genesis	5.06	10.2	7	7	6	1	0	5	9	0	.189
Carter, Eric	4.15	4.1	6	2	2	1	0	0	5	0	.333
Elledge, Seth	3.52	7.2	7	4	3	1	0	4	9	1	.250
Ellis, Chris	5.63	24.0	21	15	15	5	0	5	18	1	.236
Evans, Jacob	5.25	12.0	13	8	7	1	1	7	5	2	.271
Fernandez, Junior	4.82	9.1	12	5	5	0	0	9	6	0	.316
Garcia, Elniery	1.86	9.2	9	2	2	0	0	3	6	0	.273
Gonzalez, Derian	6.35	5.2	8	4	4	0	0	3	3	0	.348
Greene, Conner	3.54	28.0	10	12	11	1	0	10	24	5	.112
Gregerson, Luke	0.00	1.1	0	0	0	0	0	0	1	0	.000
Helsley, Ryan	4.24	17.0	15	9	8	2	0	9	14	6	.246
Holland, Greg	9.00	1.0	1	1	1	1	0	1	2	0	.250
Jones, Connor	3.89	44.0	47	23	19	1	1	24	19	3	.281
Kruczynski, Evan	3.46	13.0	10	5	5	0	1	1	10	1	.238
Latcham, Will	9.00	6.0	8	7	6	1	0	3	5	0	.333
Layne, Tommy	0.00	1.0	0	0	0	0	0	0	1	0	.000
Lyons, Tyler	0.00	1.0	1	0	0	0	0	0	1	0	.250
Martinez, Carlos	0.00	3.0	1	0	0	0	0	0	1	0	.100
McKinney, Ian	4.50	8.0	10	4	4	1	1	4	4	2	.303
Medina, Yeison	8.31	8.2	15	8	8	0	0	3	5	0	.357
Meisner, Casey	1.86	19.1	12	4	4	0	0	6	16	0	.174
Mendoza, Hector	3.31	16.1	11	6	6	0	0	6	11	0	.196
Morales, Andrew	5.40	1.2	2	1	1	0	0	1	0	0	.333
O'Reilly, Mike	6.14	29.1	25	22	20	5	0	12	17	0	.227
Pearce, Matt	8.72	21.2	33	22	21	4	3	2	18	1	.340
Ramirez, Roel	6.23	4.1	4	3	3	1	1	1	2	0	.250
Reyes, Alex	0.00	3.0	0	0	0	0	0	3	5	1	.000
Santos, Ramon	8.20	18.2	36	18	17	4	1	12	14	2	.404
Sexton, Austin	8.00	9.0	11	8	8	1	0	5	8	0	.289
Shew, Anthony	4.73	51.1	55	27	27	6	3	19	44	1	.276
Tewes, Sam	2.93	15.1	14	6	5	1	0	4	7	2	.255
Thomson, Colton	2.08	4.1	10	2	1	0	0	4	2	0	.455
Wacha, Michael	0.00	1.0	5	2	0	0	0	1	1	0	.556
Wainwright, Adam	0.00	4.1	2	0	0	0	1	0	3	0	.133
Warner, Austin	1.64	11.0	8	2	2	0	2	2	11	0	.200
Williams, Ronnie	0.00	2.0	1	0	0	0	0	1	1	1	.143
Woodford, Jake	3.44	34.0	31	15	13	2	2	12	18	4	.240
Zgardowski, Jason	4.50	4.0	3	2	2	0	1	2	0	0	.300
Team Total	-	497.0	500	275	20	42	22	192	347	36	.264



2018 Cardinals June Stats

BATTERS	AVG	G	AB	R	H	2B	3B	HR	RBI	BB	IBB	SO	SB	CS	OBP	SLG	OPS	SF	SAC	HBP	DP	E
Chinae, Chris	.269	22	78	14	21	2	0	5	11	5	0	18	0	0	.313	.487	.800	0	0	0	2	0
Drake, Blake	.238	16	42	4	10	1	0	1	6	1	0	18	1	0	.256	.333	.589	0	0	0	0	0
Dykstra, Luke	.261	10	23	0	6	0	0	1	1	0	4	0	0	0	.292	.261	.553	0	0	0	2	0
Edman, Tommy	.353	25	102	16	36	4	0	1	5	5	0	6	11	0	.382	.422	.803	2	2	1	0	7
Goetzman, Granden	.288	18	66	7	19	8	2	0	8	3	0	15	1	1	.319	.470	.789	0	0	0	0	1
Knizner, Andrew	.294	16	51	6	15	2	0	1	7	3	0	9	0	0	.327	.392	.719	1	1	0	1	0
Martinez, Jeremy	.200	10	30	3	6	0	0	0	1	3	0	3	0	0	.273	.200	.473	0	0	0	1	1
Mendoza, Evan	.257	26	101	5	26	6	1	2	11	7	0	22	1	1	.303	.396	.699	1	0	0	3	3
Mieses, Johan	.143	3	14	0	2	1	0	0	0	0	0	5	0	0	.143	.214	.357	0	0	0	1	0
Molina, Yadier	.000	2	5	0	0	0	0	0	1	0	0	1	0	0	.143	.000	.143	1	0	1	0	0
Nogowski, John	.300	3	10	2	3	0	0	1	2	4	0	1	0	0	.500	.600	1.100	0	0	0	0	1
Roache, Victor	.258	26	89	8	23	3	0	2	10	9	1	29	2	0	.323	.360	.683	1	0	0	3	2
Sosa, Edmundo	.267	18	75	7	20	5	0	2	8	0	0	13	0	0	.276	.413	.690	0	1	1	4	6
Spitz, Thomas	.333	4	9	2	3	1	1	0	1	0	0	4	0	1	.333	.667	1.000	0	0	0	0	0
Thomas, Lane	.287	25	94	14	27	5	0	4	17	9	0	27	3	5	.349	.468	.817	2	1	1	0	0
Trosclair, Stefan	.310	17	58	9	18	2	0	3	7	2	0	18	0	1	.328	.500	.828	1	0	0	1	2
Urias, Ramon	.067	4	15	1	1	0	0	2	1	0	0	5	0	0	.118	.133	.251	1	1	0	0	1
Voit, Luke	.333	2	6	1	2	0	0	1	1	1	0	0	0	0	.429	.833	1.262	0	0	0	0	0
Team Total	.271	26	889	101	241	41	4	23	99	55	1	211	19	9	.313	.404	.717	10	7	4	18	27

PITCHERS	W	L	ERA	G	GS	CG	SHO	SV	SVO	IP	H	R	ER	HR	HB	BB	IBB	SO	BK	WP	GO/AO	DP	WHIP	AVG	HLD
Arias, Estarlin	0	1	9.00	3	0	0	0	0	0	4.0	10	4	4	1	0	1	0	4	0	0	0.20	0	2.75	.526	1
Beck, Landon	0	0	2.25	2	0	0	0	0	0	4.0	2	2	1	1	1	1	0	3	0	0	0.80	1	0.75	.154	0
Ellis, Chris	1	0	0.00	1	0	0	0	0	0	1.0	0	0	0	0	0	0	0	1	0	0	2.00	0	0.00	.000	0
Evans, Jacob	1	2	4.86	9	1	0	0	0	0	16.2	15	10	9	1	2	7	0	18	0	2	0.65	1	1.32	.250	1
Greene, Conner	0	0	0.00	1	0	0	0	0	0	0.2	2	4	0	0	0	2	0	1	0	0	1.00	0	6.00	.400	0
Holland, Greg	0	1	4.50	2	0	0	0	0	0	2.0	2	1	1	1	0	1	0	2	0	0	0.33	0	1.50	.250	0
Jones, Connor	1	1	3.67	6	6	0	0	0	0	34.1	30	18	14	4	3	12	0	24	0	2	3.41	3	1.22	.233	0
Layne, Tommy	0	0	0.00	2	0	0	0	0	0	2.1	1	0	0	0	0	0	0	2	0	0	0.67	0	0.43	.125	1
McKinney, Ian	0	2	9.72	8	0	0	0	1	1	8.1	11	10	9	2	0	12	0	5	0	1	0.67	1	2.76	.306	1
Medina, Yeison	0	1	0.00	10	0	0	0	2	3	10.2	8	1	0	0	1	3	0	8	0	0	2.14	4	1.03	.211	0
O'Reilly, Mike	0	2	6.08	5	5	0	0	0	0	23.2	23	18	16	6	0	9	0	15	0	1	0.37	0	1.35	.247	0
Pearce, Matt	0	2	3.60	3	3	0	0	0	0	15.0	14	6	6	1	3	4	0	13	0	0	0.48	1	1.20	.241	0
Santos, Ramon	0	0	4.11	7	0	0	0	0	1	15.1	10	8	7	0	0	5	0	12	0	3	1.06	1	0.98	.179	0
Sexton, Austin	0	0	3.52	4	0	0	0	0	0	7.2	7	3	3	0	2	3	0	8	0	0	0.67	1	1.30	.233	1
Shew, Anthony	3	2	4.30	6	6	0	0	0	0	37.2	43	18	18	4	3	12	0	24	0	1	0.93	4	1.46	.297	0
Thomson, Colton	0	2	4.00	9	0	0	0	1	1	9.0	9	5	4	0	0	6	1	5	0	0	0.92	0	1.67	.250	0
Warner, Austin	0	1	9.00	1	1	0	0	0	0	6.0	6	6	6	0	1	5	0	2	0	0	1.00	1	1.83	.261	0
Woodford, Jake	1	2	6.43	4	4	0	0	0	0	21.0	26	15	15	6	3	9	0	12	1	2	1.45	2	1.67	.306	0
Zgardowski, Jason	0	0	6.14	5	0	0	0	0	0	7.1	7	5	5	2	1	5	0	4	0	0	0.36	2	1.64	.280	0
Team Total	7	19	4.69	26	26	0	0	4	6	226.2	226	134	118	29	20	97	1	163	1	12	0.97	22	1.43	.260	5

DESIGNATED HITTER RULE

A hitter may be designated to bat for the pitcher in any spot in the batting order in any game without affecting the status of the pitcher. The designated hitter must be selected and be included on the lineup cards presented to the umpire-in-chief prior to the game. Failure to do so precludes the use of a designated hitter for that game.

The designated hitter is "locked" into the batting order but may be removed for a pinch-hitter or pinch-runner, who in turn becomes the designated hitter. The designated hitter, while still in the game, may be used defensively but the pitcher then assumes the batting order of the replaced defensive player, thus terminating the designated hitter role.



FRONT OFFICE

2019 CARDINALS

2018 REVIEW

HISTORY

MINOR LEAGUES

TEXAS LEAGUE

MISC.

2018 Cardinals July Stats

BATTERS	AVG	G	AB	R	H	2B	3B	HR	RBI	BB	IBB	SO	SB	CS	OBP	SLG	OPS	SF	SAC	HBP	DP	E			
Arozarena, Randy	.410	11	39	10	16	3	0	3	8	4	0	10	4	1	.500	.718	1.218	0	1	3	1	0			
Chinae, Chris	.232	19	56	7	13	2	0	2	5	1	0	15	0	0	.246	.375	.621	0	0	0	2	0			
Drake, Blake	.286	23	70	14	20	5	0	1	12	9	0	12	0	1	.370	.400	.770	1	0	1	2	0			
Dykstra, Luke	.179	16	56	8	10	3	0	0	4	1	0	5	0	0	.193	.232	.425	0	0	0	6	0			
Edman, Tommy	.364	21	88	15	32	9	1	1	9	7	0	14	8	1	.417	.523	.939	0	0	1	1	3			
Godoy, Jose	.250	1	4	1	1	0	0	0	0	0	0	0	0	0	.250	.250	.500	0	0	0	0	0			
Knizner, Andrew	.314	19	70	13	22	2	0	3	12	9	0	13	0	1	.378	.471	.849	3	0	0	1	2			
Martinez, Jeremy	.324	12	37	6	12	2	0	2	8	4	0	8	0	0	.395	.541	.936	1	0	1	1	1			
Martinez, Jose	.000	1	4	0	0	0	0	0	0	0	0	0	0	0	.000	.000	.000	0	0	0	2	0			
Mendoza, Evan	.242	30	120	14	29	4	1	2	8	7	1	21	0	0	.283	.342	.625	0	0	0	0	2			
Mieses, Johan	.211	25	95	12	20	2	1	5	14	3	0	25	0	0	.242	.411	.653	0	1	1	0	1			
Nogowski, John	.284	26	95	10	27	2	0	3	17	13	0	7	0	0	.357	.400	.757	4	0	0	6	2			
Roache, Victor	.175	23	80	6	14	1	0	2	7	11	1	36	1	0	.272	.263	.534	1	0	0	1	0			
Thomas, Lane	.278	26	108	20	30	1	4	8	19	10	0	24	1	2	.339	.583	.922	0	0	0	2	0			
Urias, Ramon	.368	17	68	11	25	12	0	5	11	6	0	7	0	2	.434	.765	1.199	0	0	2	2	2			
Young, Andy	.395	10	38	8	15	0	0	5	13	1	0	11	0	0	.489	.789	1.278	0	0	6	1	0			
Team Total	.277	30	1042	156	289	48	7	42	147	86	2	213	14	8	.338	.458	.796	10	4	15	28	16			
PITCHERS	W	L	ERA	G	GS	CG	SHO	SV	SVO	IP	H	R	ER	HR	HB	BB	IBB	SO	BK	WP	GO/AO	DP	WHIP	AVG	HLD
Arias, Estarlin	0	0	20.25	2	0	0	0	0	0	1.1	5	3	3	0	0	2	0	2	0	0	1.00	0	5.25	.556	1
Beck, Landon	0	1	13.50	2	0	0	0	0	0	2.0	5	3	3	1	0	1	0	4	0	1.00	0	3.00	.455	0	
Carter, Eric	0	0	5.40	4	0	0	0	0	0	5.0	5	3	3	1	0	1	0	6	0	1.00	1	1.20	.263	0	
Elledge, Seth	1	0	0.00	2	0	0	0	0	0	2.0	1	1	0	0	0	0	0	1	0	1.50	0	0.50	.167	0	
Evans, Jacob	0	0	4.50	3	0	0	0	0	0	4.0	3	2	2	0	0	0	0	3	0	1.25	0	0.75	.231	0	
Fernandez, Junior	0	0	6.30	7	0	0	0	0	10.0	9	7	7	1	0	8	2	8	0	1	0.69	0	1.70	.237	0	
Garcia, Elniery	1	1	2.61	6	1	0	0	0	1	10.1	11	6	3	0	0	2	0	7	1	2.00	1	1.26	.282	1	
Gonzalez, Derian	2	0	1.42	5	0	0	0	1	1	6.1	3	1	1	0	0	0	0	5	0	3.33	1	0.47	.143	0	
Gregerson, Luke	1	0	0.00	3	0	0	0	0	0	3.0	1	0	0	0	0	0	0	2	0	2.00	1	0.33	.111	0	
Jones, Connor	1	2	3.25	5	5	0	0	0	0	27.2	29	14	10	0	3	19	1	16	0	4	2.71	5	1.73	.274	0
Kruczynski, Evan	1	0	0.00	1	1	0	0	0	0	7.0	2	0	0	0	1	2	0	8	0	0	0.18	0	0.57	.087	0
Latcham, Will	1	1	5.40	8	0	0	0	3	4	10.0	11	7	6	1	2	4	0	7	0	1.00	4	1.50	.297	0	
Lyons, Tyler	0	0	0.00	1	0	0	0	0	0	1.0	1	0	0	0	0	1	0	0	0	0.50	0	2.00	.250	0	
McKinney, Ian	1	0	0.00	2	0	0	0	0	0	4.0	2	0	0	0	0	1	0	1	0	1.00	1	0.75	.154	0	
Medina, Yeison	0	0	6.75	3	0	0	0	1	1	2.2	3	2	2	0	0	2	0	1	0	6.00	1	1.88	.300	1	
Meisner, Casey	0	0	4.50	1	1	0	0	0	0	6.0	7	3	3	0	0	1	0	6	0	1.75	0	1.33	.304	0	
Mendoza, Hector	1	0	4.15	7	0	0	0	0	0	8.2	7	5	4	2	0	2	1	7	0	0.36	0	1.04	.212	0	
O'Reilly, Mike	1	4	6.90	6	6	0	0	0	0	30.0	42	25	23	4	0	13	1	17	0	0.29	2	1.83	.339	0	
Pearce, Matt	0	0	6.75	1	1	0	0	0	0	4.0	6	3	3	2	0	0	0	3	0	0.60	1	1.50	.353	0	
Santos, Ramon	0	0	5.65	8	0	0	0	0	0	14.1	20	11	9	2	0	8	0	16	0	4	4.40	1	1.95	.328	0
Sexton, Austin	2	0	6.28	10	0	0	0	0	0	14.1	17	10	10	1	2	6	0	14	0	0.80	2	1.60	.293	1	
Shew, Anthony	1	3	3.31	5	5	0	0	0	0	32.2	25	12	12	4	0	8	0	33	0	0.68	1	1.01	.212	0	
Tewes, Sam	0	0	3.27	4	4	0	0	0	0	2.0	21	8	8	3	2	7	0	10	0	1	0.67	2	1.27	.263	0
Thomson, Colton	0	0	0.00	2	0	0	0	0	0	2.0	1	0	0	0	0	0	0	1	0	3.00	1	0.50	.167	0	
Warner, Austin	2	2	4.50	5	5	0	0	0	0	26.0	22	13	13	3	2	14	0	23	0	1	0.77	0	1.38	.224	0
Woodford, Jake	0	0	7.20	1	1	0	0	0	0	5.0	5	5	4	1	3	0	0	3	0	1	2.50	0	1.00	.238	0
Zgardowski, Jason	0	0	5.40	1	0	0	0	0	0	1.2	3	1	1	0	0	1	0	0	0	0.50	1	2.40	.500	0	
Team Total	16	14	4.45	30	30	0	3	5	7	263.0	267	145	130	26	15	103	5	204	1	12	0.95	26	1.41	.266	4

FRANCHISE MONTHLY BESTS

Wins	Losses	Highest Winning Pct.	Lowest Winning Pct.
20 July, 2017	20 August, 2006	.714 (20-8) June, 2007	.250 (5-15) April, 2015
20 June, 2007	19 June, 2018	.692 (18-8) June, 2008	.269 (7-19) June, 2018
19 July, 2012	18 July, 2016	.667 (20-10) July, 2017	.310 (9-20) August, 2006
19 August, 2010	18 May, 2015	.655 (19-10) July, 2012	.333 (8-16) April, 2012
19 August, 2008	18 June, 2011	.655 (19-10) August, 2008	.357 (10-18) June, 2011
18 June, 2008	18 August, 2018	.640 (16-9) June, 2016	.360 (9-16) June, 2006
17 May, 2016	17 May, 2018	.633 (19-11) August, 2010	.364 (8-14) April, 2005
17 May, 2012	17 August, 2015	.625 (15-9) April, 2006	.370 (10-17) August, 2018
17 August, 2005	17 August, 2011	.619 (13-9) April, 2018	
17 May, 2005	17 July, 2005		



2018 Cardinals Highs and Lows

TEAM BATTING

Most Runs	Inning	Cardinals	6*	Multiple, most recently 9th, 7/2 at Midland
Most Runs	Inning	Opponents	7	9th, 8/15 vs. San Antonio
Most Runs	Game	Cardinals	16	7/24 at Tulsa
Most Runs	Game	Opponents	12	4/29 vs. Arkansas
Most Runs	Game	Both Clubs	21	7/24 at Tulsa
Most Hits	Game	Cardinals	19*	Multiple, most recently 7/21 at Arkansas
Most Hits	Game	Opponents	18	5/30 vs. Corpus Christi
Fewest Hits	Game	Cardinals	3	8/21 vs. Northwest Arkansas
Most Home Runs	Game	Cardinals	6	7/24 vs. Tulsa
Most Home Runs	Game	Opponents	5	5/30 vs. Corpus Christi

TEAM PITCHING

Most Strikeouts	Game	Cardinals	15	5/5 vs. Tulsa
Most Strikeouts	Game	Opponents	17	5/8 vs. Tulsa
Fewest Strikeouts	Game	Cardinals	1	7/14 at Arkansas
Fewest Strikeouts	Game	Opponents	2*	Multiple, most recent 8/25 at Tulsa
Most Walks	Game	Cardinals	10	4/20 at Arkansas
Most Walks	Game	Opponents	11	Tulsa (5/5)
Fewest Walks	Game	Cardinals	0	8/10 at Corpus Christi
Fewest Walks	Game	Opponents	0*	Multiple, most recent 9/3 vs. Tulsa
Fewest Hist Allowed	Game	Cardinals	1	5/19 vs. Northwest Arkansas

TEAM MISCELLANEOUS

Largest Crowd	Home	8,571	6/2 vs. San Antonio
Largest Crowd	Road	8,854	8/22 at Northwest Arkansas
Longest Game	Innings	12	5/31 vs. Corpus Christi
Longest Game	Time (Overall)	3:58	5/31 vs. Corpus Christi
Longest Game	Time (9-inning)	3:38	7/21 vs. Arkansas
Largest Margin of Victory		11 (16-5)*	Multiple, most recently 7/24 vs. Tulsa
Largest Defeat		10 (10-0)	7/27 vs. Northwest Arkansas
Most Left on Base		14	8/2 vs. Northwest Arkansas
Most Errors Defensively		3*	Multiple, most recent 6/28 vs. Frisco
Longest Winning Streak		5*	Multiple, most recent 7/21-25
Longest Losing Streak		5*	Multiple, most recent 8/11-17

INDIVIDUAL BATTING

Longest Hitting Streak	Games	17 (27 hits)	Tommy Edman	7/12-8/5
Most Runs	Game	4	Randy Arozarena	7/18 vs. Northwest Arkansas
Most Hits	Game	5	Stefan Trosclair	6/2 vs. San Antonio
Most Doubles	Game	2*	Multiple	Most recent, Johan Mieses, 8/27 at Tulsa
Most Triples	Game	1*	Multiple	Most recent, Lane Thomas, 7/24 at Tulsa
Most Home Runs	Game	2*	Multiple	Most recent, Andy Young, 7/28 vs. NW Arkansas
Most RBIs	Game	6	Andy Young	7/24 at Tulsa
Most Stolen Bases	Game	2*	Multiple	Most recent, Tommy Edman, 8/27 at Tulsa

INDIVIDUAL PITCHING

Most Strikeouts	Starter	10*	Multiple	Most recent, Anthony Shew, 8/1 vs. Tulsa
Most Walks	Starter	7*	Multiple	Most recent, Connor Jones, 7/3 at Midland
Most Innings Pitched	Starter	8.0	Jake Woodford	5/24 at Tulsa
Most Innings Pitched	Reliever	5.1	Ian McKinney	5/30 vs. Corpus Christi

*Occured more than once - most recent time listed

Bold - Indicates Franchise Record

Italics - Indicates Tied Franchise Record



2018 Cardinals vs. Opponents

	TEXAS LEAGUE NORTH									
	HOME		ROAD		TOTALS		SERIES			
	W	L	W	L	W	L	W	L	T	
Arkansas	6	10	4	12	10	22	1	6	1	
Tulsa	6	8	8	6	14	13	4	3	1	
NW Arkansas	11	5	5	11	16	16	2	3	3	
TOTALS	23	23	17	29	40	52	7	12	5	

	TEXAS LEAGUE SOUTH									
	HOME		ROAD		TOTALS		SERIES			
	W	L	W	L	W	L	W	L	T	
Corpus Christi	2	4	2	4	4	8	1	3	0	
Frisco	4	2	1	5	5	7	1	3	0	
Midland	4	2	1	5	5	7	2	2	0	
San Antonio	1	4	5	1	6	5	2	2	0	
TOTALS	11	12	9	15	20	27	6	10	0	

2018 Cardinals Record When

At Home	34-34	First Game of Homestand.....	4-8
On the Road	26-44	Last Game of Homestand.....	6-6
Day Games.....	12-13	First Game of Road Trip.....	2-10
Night Games	48-66	Last Game of Road Trip.....	5-7
One-Run Games	18-19	After Scheduled Off-Day.....	4-6
Scoring 4+ Runs	52-24	Committing an error	25-46
Scoring 3 or Less.....	8-54	Errorless Games	35-33
Cards Score First.....	41-29	Weather Postponed Games	3
Opp Score First	19-49	Doubleheader.....	1-5
Out-Hit Opponents.....	00-00	By Day	
Out-Hit By Opp	00-00	Monday	9-14
Hits Even	0-1	Tuesday.....	12-4
When Hit HR.....	47-44	Wednesday	7-12
Solo HRs.....	87	Thursday.....	6-10
2-R HRs.....	41	Friday	9-12
3-R HRs.....	16	Saturday	6-16
Grand Slams	4	Sunday.....	11-11
Lead after 6	40-11	By Month	
Tied After 6.....	11-6	April.....	13-9
Trail After 6.....	8-62	May.....	14-17
Lead after 7	47-6	June	7-19
Tied After 7.....	7-5	July.....	16-14
Trail After 7.....	5-68	August.....	10-17
Lead after 8	51-1	September	0-2
Tied After 8.....	5-5	By Series	
Trail After 8.....	2-66	Won	13
First Game of Series	15-25	Lost	22
Last Game of Series.....	18-22	Split.....	5
		Swept Opponent	5
		Swept by Opponent	7



FRONT OFFICE

2019 CARDINALS

2018 REVIEW

HISTORY

MINOR LEAGUES

TEXAS LEAGUE

MISC.

2018 Texas League Fielding Leaders

FIRST BASE

Leader	Curletta, J.	ARK	.993
Games	Curletta, J.	ARK	118
TC	Brown, S.	MID	991
PO	Brown/Curletta		907
Assists	Nogowski, J.	SPR	81
Errors	Brown, S.	MID	12
DP	Brown, S.	MID	85

SECOND BASE

Leader	Birk, R.	CC	.987
Games	Birk, R.	CC	106
TC	Birk, R.	CC	382
PO	Birk, R.	CC	167
Assists	Birk, R.	CC	210
Errors	Jackson, D.	TUL	12
DP	Birk, R.	CC	67

THIRD BASE

Leader	France, T.	SA	.951
Games	France, T.	SA	101
TC	France, T.	SA	244
PO	Mendoza, E.	SPR	76
Assists	France, T.	SA	161
Errors	France, T.	SA	12
DP	Mendoza, E.	SPR	22

SHORT STOP

Leader	De Leon, M.	FRI	.978
Games	De Leon, M.	FRI	107
TC	De Leon, M.	FRI	446
PO	De Leon, M.	FRI	150
Assists	De Leon, M.	FRI	286
Errors	Martin, R.	MID	16
DP	De Leon, M.	FRI	58

OUTFIELD

Leader	Thomas, L.	SPR	1.000
Games	Peters, DJ	TUL	127
TC	Peters, DJ	TUL	305
PO	Peters, DJ	TUL	294
Assists	Gettys, M.	SA	16
Errors	Naylor, J.	SA	11
DP	Gettys, M.	SA	5

CATCHER

Leader	Ruiz, K.	TUL	.995
Games	Allen, A.	SA	91
TC	Allen, A.	SA	830
PO	Allen, A.	SA	745
Assists	Allen, A.	SA	80
Errors	Odom, J.	ARK	6
DP	de Oleo (CC)/Trevino (FRI)		7

PITCHER

Leader	Blewett, S.	NWA	1.000
Games	Terrero, F.	NWA	44
TC	Ruiz, N.	MID	32
PO	Jones, C.	SPR	15
Assists	Valdez, F. (CC)/Allen, L. (SA)		21
Errors	Alvarez, Y.	TUL	4
DP	Multiple (4 players)		3

CAUGHT STEALING/SB AGAINST EFFICIENCY

TEAM	CS	SB	ATT	PCT
Midland	62	103	165	.376
Corpus Christi	42	80	122	.344
NW Arkansas	43	83	126	.341
San Antonio	68	144	212	.321
Tulsa	45	109	154	.292
Springfield	39	96	135	.289
Arkansas	40	114	154	.260
Frisco	44	137	181	.243

2018 Texas League Team Fielding Statistics

TEAM	PCT	G	PO	A	E	TC	DP	PB
Springfield	.982	139	3619	1318	93	5030	123	9
Corpus Christi	.981	138	3676	1219	94	4989	136	22
Arkansas	.980	139	3617	1213	98	4928	102	19
Frisco	.980	140	3679	1307	104	5090	138	8
San Antonio	.979	138	3636	1301	105	5042	104	9
Midland	.976	139	3666	1403	124	5193	125	11
NW Arkansas	.976	140	3628	1359	123	5110	119	15
Tulsa	.971	139	3643	1262	145	5050	109	16



2018 Texas League Batting Leaders

BATTING AVERAGE		
.314	Jecksson Flores	NWA
.306	Eli White	MID
.300	Richie Martin	MID
.299	Tommy Edman	SPR
.297	Josh Naylor	SA

AT-BATS		
540	Erick Mejia	NWA
512	Tyler Ramirez	MID
504	Eli White	MID
503	Michael De Leon	FRI
502	2 other tied	

HOME RUNS		
29	DJ Peters	TUL
24	Jacob Scavuzzo	TUL
23	Joey Curletta	ARK
23	Alex Liddi	NWA
22	Austin Allen	SA

RBI		
94	Joey Curletta	ARK
90	Seth Brown	MID
79	Tyler Ramirez	MID
79	Jacob Scavuzzo	TUL
77	Ty France	SA

STOLEN BASES		
44	Stephen Wrenn	CC
35	Myles Straw	CC
34	Erick Mejia	NWA
31	Michael O'Neill	FRI
27	Tommy Edman	SPR

HITS		
154	Eli White	MID
149	Josh Naylor	SA
149	Chuck Taylor	ARK
147	Tyler Ramirez	MID
144	Jecksson Flores	NWA

DOUBLES		
38	Seth Brown	MID
35	Tyler Ramirez	MID
31	Austin Allen	SA
31	Jecksson Flores	NWA
30	Eli White	MID

ON-BASE PERCENTAGE		
.388	Eli White	MID
.383	Josh Naylor	SA
.383	Joey Curletta	ARK
.377	Chuck Taylor	ARK
.370	Tyler Ramirez	MID

SLUGGING PERCENTAGE		
.507	Fernando Tatis Jr.	SA
.506	Austin Allen	SA
.487	Lane Thomas	SPR
.483	Alex Liddi	NWA
.482	Joey Curletta	ARK

EXTRA-BASE HITS		
55	Seth Brown	MID
55	DJ Peters	TUL
53	Austin Allen	SA
49	Jacob Scavuzzo	TUL
49	Tyler Ramirez	MID

RUNS SCORED		
81	Eli White	MID
79	Erick Mejia	NWA
79	DJ Peters	TUL
79	Stephen Wrenn	CC
77	Fernando Tatis Jr.	SA

TRIPLES		
8	Richie Martin	MID
8	Eli White	MID
7	Ryne Birk	CC
7	Erick Mejia	NWA
6	Eliezer Alvarez	FRI

TOTAL BASES		
232	DJ Peters	TUL
228	Austin Allen	SA
228	Seth Brown	MID
227	Eli White	MID
224	2 others tied	

STRIKEOUTS		
192	DJ Peters	TUL
160	Michael Gettys	SA
148	Tyler Ramirez	MID
142	Seth Brown	TUL
142	Victor Roache	SPR

BASES ON BALLS		
81	Joey Curletta	ARK
64	Josh Naylor	SA
62	Tyler Ramirez	MID
62	Eli White	MID
61	Chuck Taylor	ARK

SACRIFICE HITS		
14	Erick Mejia	NWA

SACRIFICE FLIES		
9	Joey Curletta	ARK

HIT BY PITCH		
25	Ty France	SA

INTENTIONAL BASE ON BALLS		
8	Josh Naylor	SA

CAUGHT STEALING		
17	Erick Mejia	NWA

GROUNDED INTO DOUBLE PLAY		
18	Ty France	SA

2018 Texas League Team Batting Statistics

TEAM	AVG	G	AB	R	H	2B	3B	HR	RBI	BB	SO	SB	CS	GIDP	SLG	OBP	LOB
Corpus Christi	.268	138	4640	662	1245	250	36	106	617	448	1080	181	77	88	.406	.339	932
NW Arkansas	.267	140	4693	660	1252	224	44	106	594	373	1044	167	71	73	.401	.325	926
Midland	.264	139	4704	643	1240	274	38	96	588	462	1152	124	54	77	.399	.333	1000
Arkansas	.263	139	4668	651	1230	233	14	85	604	556	1004	40	15	124	.374	.346	1103
Springfield	.260	139	4692	620	1218	205	21	149	592	378	1059	69	36	101	.408	.319	951
Tulsa	.257	139	4671	687	1201	223	25	184	641	460	1268	84	39	94	.434	.334	990
San Antonio	.256	138	4600	604	1176	206	23	130	551	445	1138	98	49	112	.395	.330	950
Frisco	.254	140	4694	579	1194	210	23	105	540	402	1033	102	42	117	.376	.316	943



FRONT OFFICE

2019 CARDINALS

2018 REVIEW

HISTORY

MINOR LEAGUES

TEXAS LEAGUE

MISC.

2018 Texas League Pitching Leaders

EARNED RUN AVERAGE			WINS			SAVES		
2.69	Ryan Hartman	CC	11	Ryan Hartman	CC	20	Matt Festa	ARK
2.75	Logan Allen	SA	11	Emilio Ogando	NWA	16	Reed Garrett	FRI
3.80	Chase De Jong	ARK	10	Logan Allen	SA	13	Kyle Finnegan	MID
4.50	Anthony Shew	SPR	10	Griffin Foster	NWA	12	Jake Newberry	NWA
4.69	Norge Ruiz	MID	9	Joel Seddon	MID	10	Brad Wieck	SA

GAMES			GAMES STARTED			GAMES FINISHED		
44	Matt Festa	ARK	26	Foster Griffin	NWA	41	Matt Festa	ARK
44	Franco Terrero	NWA	26	Emilio Ogando	NWA	29	Reed Garrett	FRI
43	Junior Marte	NWA	25	Scott Blewett	NWA	25	Nolan Blackburn	MID
42	John Gorman	MID	24	Nathan Bannister	ARK	24	Jake Newberry	NWA
40	Jason Jester	SA	22	3 others tied		22	Erasmus Pinales	CC

STRIKEOUTS			WALKS			SHUTOUTS		
143	Ryan Hartman	CC	72	Emilio Ogando	NWA	1	Nathan Bannister	ARK
125	Logan Allen	SA	58	Alex Winkelman	CC	1	Ashton Goudeau	ARK
120	Framber Valdez	CC	51	Connor Jones	SPR	1	Ariel Jurado	FRI
117	Foster Griffin	NWA	49	Scott Blewett	NWA	1	Dean Kremer	TUL
101	Cal Quantrill	SA	48	2 others tied		1	Richelson Pena	FRI

INNINGS PITCHED			WHIP			HOME RUNS ALLOWED		
152.2	Foster Griffin	NWA	1.05	Logan Allen	SA	22	Nathan Bannister	ARK
148.1	Scott Blewett	NWA	1.08	Ryan Hartman	CC	22	Emilio Ogando	NWA
138.0	Nathan Bannister	ARK	1.29	Chase De Jong	ARK	20	Foster Griffin	NWA
121.0	Logan Allen	SA	1.40	Anthony Shew	SPR	19	Joel Seddon	MID
121.0	Norge Ruiz	MID	1.42	Pedro Payano	FRI	15	2 others tied	

LOSSES			LOWEST BB-IBB/9 IP (SP)			AVG		
12	Foster Griffin	NWA	2.40	Foster Griffin	NWA	.205	Logan Allen	SA
12	Anthony Misiewicz	ARK	2.46	Chase De Jong	ARK	.235	Ryan Hartman	CC
10	Brett Martin	FRI	2.53	Anthony Shew	SPR	.263	Pedro Payano	FRI
10	Pedro Payano	FRI	2.53	Norge Ruiz	MID	.265	Chase De Jong	ARK
9	2 others tied		2.85	Cal Quantrill	SA	.279	Emilio Ogando	NWA

HOLDS			COMPLETE GAMES			HIGHEST SO/9 IP (SP)		
11	Rowan Wick	SA	2	Ben Bracewell	MID	9.23	Logan Allen	SA
9	Corey Copping	TUL	1	10 others tied		7.77	Cal Quantrill	SA
8	Matt Tenuta	ARK				7.58	Anthony Shew	SPR
7	4 others tied					7.15	Emilio Ogando	NWA
						6.96	Griffin Foster	NWA

HIGHEST SO/9 IP (RP)			FEWEST BASERUNNERS/9 IP (SP)		
11.87	Shea Spitzbarth	TUL	10.00	Logan Allen	SA
8.96	Junior Marte	NWA	12.23	Chase De Jong	ARK
8.76	Franco Terrero	NWA	13.18	Anthony Shew	SPR
8.35	Jason Jester	SA	13.69	Scott Blewett	NWA
8.13	Matt Walker	ARK	13.69	Cal Quantrill	SA

2018 Texas League Team Pitching Statistics

TEAM	W	L	ERA	G	GS	CG	SHO	SV	IP	H	R	ER	HR	HB	BB	IBB	SO	WP	BK
Corpus Christi	82	56	3.44	138	138	0	9	38	1225.1	1070	535	468	97	60	502	4	1319	94	10
San Antonio	71	67	3.58	138	138	1	14	35	1212.0	1119	557	482	94	44	391	7	1161	70	6
Tulsa	74	65	4.00	139	139	1	11	37	1214.1	1147	642	540	127	63	450	11	1133	91	9
Midland	68	71	4.10	139	139	3	7	36	1222.0	1271	634	557	113	79	371	14	1002	63	10
Arkansas	71	68	4.21	139	139	3	5	32	1205.2	1256	643	564	123	59	401	10	1060	79	2
NW Arkansas	70	70	4.56	140	140	1	9	35	1209.1	1334	692	613	138	68	461	29	1004	91	11
Springfield	60	79	4.58	139	139	1	8	24	1202.1	1206	676	612	128	70	505	13	991	89	6
Frisco	60	80	4.88	140	140	2	6	33	1226.1	1353	727	665	141	67	443	14	1108	120	8



Notable Awards

St. Louis Cardinals Minor League Player of the Year

Tyler O'Neill.....Memphis (AAA)

St. Louis Cardinals Minor League Pitcher of the Year

Dakota Hudson.....Memphis (AAA)

St. Louis Cardinals Minor League Player of the Month

Evan Mendoza.....Palm Beach (High-A)/Springfield (AA)

St. Louis Cardinals Minor League Pitcher of the Month

None

Texas League Player of the Month

None

Texas League Player of the Week

John Nogowski.....April 23-29

Victor Roache.....April 30-May 6

Lane Thomas.....June 4-10

Chris China.....June 24-July 1

Andy Young.....July 23-29

Texas League Pitcher of the Week

Anthony Shew.....July 16-22

Evan Kruczynski.....July 30-August 5

Cardinals Mid-Season All-Stars

INF Tommy Edman

OF Victor Roache

OF Lane Thomas

P Chris Ellis

P Conner Greene

P Connor Jones

P Jake Woodford

P Ramon Santos

P Yeison Medina

Cardinals Post-Season All-Stars

OF Lane Thomas



HISTORY & RECORDS



Springfield Cardinals Opening Day Lineups by Year

FRONT OFFICE

2019 CARDINALS

2018 REVIEW

HISTORY

MINOR LEAGUES

TEXAS LEAGUE

MISC.

APRIL 7, 2005

Loss to ARK 6-5

LF Shaun Boyd
CF Reid Gorecki
3B Travis Hanson
DH Papo Bolivar
C Gabe Johnson
1B Andy Schutzenhofer
RF Tyler Minges
2B Matt DeMardo
SS Milko Jaramillo
P Jeremy Cook

APRIL 6, 2006

Loss to ARK 5-4

SS Mike McCoy
CF Reid Gorecki
RF Nick Stavino
3B Rico Washington
DH Brian Martin
LF Cody Hatcher
2B Jarrett Hoffpauir
1B Matt Dryer
C Iker Franco
P Jordan Pals

APRIL 5, 2007

Loss to MID 7-1

LF Jon Jay
RF Reid Gorecki
CF Colby Rasmus
3B Juan Richardson
1B Joe Mather
DH Rico Washington
SS Tyler Greene
C Bryan Anderson
2B Jarrett Hoffpauir
P Cory Rauschenberg

APRIL 3, 2008

Loss to FRI 6-3

CF Jon Jay
2B Jose Martinez
DH Cody Haerther
3B Allen Craig
C Bryan Anderson
RF Luke Gorsett
1B Mark Hamilton
SS Tyler Greene
LF Shane Robinson
P P.J. Walters

APRIL 9, 2009

Beat FRI 16-4

CF James Rapoport
SS Donovan Solano
3B Brett Wallace
C Tony Cruz
LF Daryl Jones
2B Daniel Descalzo
RF Andrew Brown
DH Tyler Henley
1B Brandon Buckman
P Kyle Mura

APRIL 8, 2010

Lost of FRI 3-1

CF Adron Chambers
2B Colt Sedbrook
C Steven Hill
3B Andrew Brown
LF Daryl Jones
1B Curt Smith
DH Charlie Cutler
SS Pete Kozma
RF James Rapoport
P Shaun Garceau

APRIL 7, 2011

Lost to FRI 6-2

CF Tommy Pham
SS Ryan Jackson
1B Matt Adams
DH Steven Hill
LF Aaron Luna
3B Niko Vasquez
RF Alex Castellanos
C Nick Derba
2B Jose Garcia
P Scott Schneider

APRIL 5, 2012

Lost to FRI 1-0

SS Jose Garcia
2B Kolten Wong
CF Oscar Taveras
1B Xavier Scruggs
DH Tommy Pham
RF Adam Melker
3B Niko Vasquez
C Audry Perez
LF Jake Shafer
P Scott Gorgen

APRIL 4, 2013

Loss to CC 3-2

LF Mike O'Neill
SS Jake Lemmerman
3B Ruben Gotay
1B Xavier Scruggs
DH Chris Swauger
RF Adam Melker
CF Tommy Pham
C Audry Perez
2B Starlin Rodriguez
P Richard Castillo

APRIL 3, 2014

Loss to San Antonio 7-4

LF Mike O'Neill
CF Rafael Ortega
RF James Ramsey
1B Jonathan Rodriguez
3B Patrick Wisdom
2B Greg Miclat
SS Matt Williams
C Travis Tartamella
P Kurt Heyer

APRIL 9, 2015

Loss to CC 9-4

CF Charlie Tilson
SS Aledmys Diaz
2B Jacob Wilson
DH David Washington
1B Johnathan Rodriguez
RF Breyvic Valera
LF Anthony Garcia
3B Patrick Wisdom
C Michael Ohlman
P Nick Petree

APRIL 7, 2016

Beat San Antonio 3-1

CF Harrison Bader
SS Breyvic Valera
3B Paul DeJong
1B Luke Voit
RF David Washington
C Carson Kelly
2B Bruce Caldwell
LF C.J. McElroy, Jr.
P Mike Mayers

APRIL 6, 2017

Beat FRI 9-7

RF Adolis Garcia
2B Eliezer Alvarez
LF Nick Martini
3B Bruce Caldwell
DH Jacob Wilson
1B Casey Grayson
SS Alex Mejia
C Luis Cruz
CF Oscar Mercado
P Jack Flaherty

APRIL 5, 2018

Loss to MID 6-5

2B Tommy Edman
3B Darren Seferina
C Andrew Knizner
1B John Nogowski
SS Edmundo Sosa
CF Lane Thomas
RF Granden Goetzman
DH Victor Roache
LF Thomas Spitz
P Jake Woodford



FRONT OFFICE

2019 CARDINALS

2018 REVIEW

HISTORY

MINOR LEAGUES

TEXAS LEAGUE

MISC.

Springfield Cardinals All-Time Playoff Statistics

2007: 1st-Half Champions (36-31), 2nd-Half Champions (37-32), Best Overall Record (73-63)

Beat Tulsa, 3-0, in North Division Championship Series

Lost to San Antonio, 3-1, in Texas League Championship Series

2009: 1st-Half Champions (38-32)

Lost to NW Arkansas, 3-0, in North Division Championship Series

2010: Wild Card (76-64)

Lost to NW Arkansas, 3-2, in North Division Championship Series

2012: 2nd-Half Champions (42-26*), Best Overall Record (77-61)

Beat Tulsa, 3-2, in North Division Championship Series

Beat Frisco, 3-1, in Texas League Championship Series

2016: 1st-Half Champions (41-29^)

Lost to NW Arkansas, 3-1, in North Division Championship Series

^Best 1st-Half Record in Team History

*-Best 2nd-Half Record in Team History

%-Best Overall Record in Team History

Last Time It Happened

Cardinals Pinch-Hit Home Run

8/8/17: Bruce Calldwell (at San Antonio, off Eric Yardley)

Cardinals Back-to-Back Home Runs

8/18/18: Andy Young, Evan Mendoza (vs. Corpus Christi, off Corbin Martin)

Opponent Back-to-Back Home Runs

6/11/18: Tyler Goeddel, Jacob Scavuzzo (Tulsa, at Hammons Field, off Mike O'Reilly)

Multiple Home Runs by Cardinal in One Game

7/28/18: Andy Young, 2 (vs. NW Arkansas)

3 Consecutive Home Runs by Cardinals

7/25/05: Travis Hanson, Aaron Herr, Juan Diaz (vs. Arkansas, 8th inning, off Mark O'Sullivan)

Cardinal Leadoff Home Run

8/22/18: Andy Young (at NW Arkansas, off Jon Perrin)

Opponent Leadoff Home Run

8/11/18: Ronnie Dawson (Corpus Christi, off Genesis Cabrera, Whataburger Field)

Grand Slam by Cardinal

8/26/18: Johan Mieses (at Tulsa, 10th inning, off Shea Spitzbarth)

Grand Slam by Opponent

7/14/18: Chuck Taylor (Tulsa, 8th inning, off Will Latham, Hammons Field)

Cardinal Walk-Off Home Run

8/18/18: Johan Mieses (vs. Corpus Christi, 9th inning, off Ryan Hartman)

Opponent Walk-Off Home Run

5/10/18: Seth Mejias-Brean (Arkansas, 9th inning, off Hector Mendoza, Dickey-Stephens Park)

Cardinal Cycle

8/28/11, at Arkansas: Eric Duncan (4-for-5, 2B, HR, 3B, 1B)

5 Hits by Cardinal

6/2/18, vs. San Antonio: Stefan Trosclair (5-for-5, 1 RBI, 2 R)

4 Steals in Game by Cardinal

7/5/11: Jose Garcia (at Midland)

Home Run by Cardinal Pitcher

6/9/11: Michael Blazek (vs. Tulsa, 4th inning, off Josh Sullivan)

Opponent Home Run by Pitcher

5/21/10: Bruce Billings (at Tulsa, 5th inning, off David Kopp)

Longest Winning Streak

6/9-6/17/07: 8 games

Longest Losing Streak

7/20-7/28/09, 4/21/12-4/30/12: 10 games

10 Strikeouts by Cardinal Pitcher

8/1/18: Anthony Shew (10, vs. Tulsa)

Consecutive Wins by Cardinal Starting Pitcher

9 games: Brian Broderick (7/17/10-9/4/10), Trey Hearne (5/13/09-7/12/09)

Complete Game by Cardinal Pitcher

6/7/17, at NW Arkansas: Dakota Hudson (7 IP, 2 R, 6 H, 2 K, 2BB, 91 Pitches)

Cardinal Position Player Pitched

8/20/16: Jonathan Rodriguez (at Midland, 8th inning)

Consecutive Saves by a Cardinal

4/10/07-7/27/07: Chris Perez, 27

Shutout by Cardinal Pitcher

5/26/17, at San Antonio: Matt Pearce (9 IP, 4 H, 6 K, 0 BB, 107 Pitches)

No Hitter by Opponent

5/10/12, at NW Arkansas: Greg Holland 1.0 IP, Chris Dwyer 6.2 IP, Brendan Lafferty 0.1 IP, Kendall Volz 1.0 IP (Loss, 2-0)

Combined Cardinal Shutout

8/10/18, at Corpus Christi: Evan Kruczynski 7.0 IP, Hector Mendoza 1.0 IP, Ramon Santos 1.0 IP (Win, 7-0)



Springfield Cardinals Firsts

OFFENSIVE FIRSTS

Hit	Shaun Boyd	4/7/05	Led off game with a double at ARK
Run	Shaun Boyd	4/7/05	Scored on Hanson's HR three batters into game at ARK
Home Run	Travis Harrison	4/7/05	2-run HR just three batters into game at ARK
RBI	Travis Harrison	4/7/05	2-run HR in the 1st inning at ARK
Single	Milko Jaramillo	4/7/05	RBI single in the 5th inning at ARK
Double	Shaun Boyd	4/7/05	Led off game at ARK
Triple	Travis Harrison	4/12/05	RBI triple in the 4th inning vs TUL
Leadoff HR	Kevin Estrada	5/9/05	Top of the 1st inning at SAN
Walk-Off HR	Tyler Minges	4/28/05	Bottom of the 9th inning in 2-1 victory vs CC
Grand Slam	Tyler Minges	4/18/05	Off Ambiorix Burgos in 8th inning at Wichita
Multi-Homer Game	Tyler Minges	4/10/05	Two HRs at Wichita
Three-Homer Game	Mark Hamilton	9/7/07	Three in game three of TLDS at TUL
Stolen Base	Shaun Boyd	4/13/05	Stole 2nd base in the 1st inning at TUL
SB Attempt	Kevin Estrada	4/7/05	Caught stealing 2nd in 9th at ARK
Pitcher With a Hit	Buddy Blair	4/14/05	Infield single in 4th inning vs TUL
Pitcher with a HR	Jordan Pals	5/6/05	2-run HR in 2nd inning at CC
Five-Hit Game	Juan Lucena	5/17/07	at TUL
Cycle	Domnit Bolivar	6/10/11	4-5, 4 RBI, Double, HR, Double Play, Single, Tripple

FIRST PITCHER TO RECORD A:

Win	Randy Leek	4/12/05	2-1 victory vs. TUL
Loss	Nate Cotton	4/7/05	6-5 loss at ARK
Save	Josh Kinney	4/12/05	2-1 victory vs TUL
Strikeout	Jeremy Cook	4/7/05	Struck out Erick Aybar in 3rd inning at ARK
Walk	Jeremy Cook	4/7/05	Walked Reggie Willits to lead off 1st inning at ARK
Complete Game	Randy Leek	5/29/05	7-inning 3-0 win in game onf of DH at FRI
CG Shutout	Randy Leek	5/29/05	7-inning 3-0 win in game onf of DH at FRI
CG 9 inning Shutout	Randy Leek	8/14/05	6-0 win vs. FRI

TEAM FIRSTS

Win	4/12/05	2-1 victory vs TUL
Loss	4/7/05	6-5 loss at ARK
Series Sweep	6/3/05-6/5/05	3-game sweep vs FRI
Series Swept	4/7/05-4/10/05	4-game sweep at ARK
Extra Inning Game	4/15/05	5-4 loss in 10 innings vs. TUL
Extra Inning Win	5/1/05	2-1 win in 10 innings vs CC
Doubleheader	5/29/05	3-0 win in Game 1, 6-5 11-inning loss in Game 2 at FRI
Playoff Win	9/5/07	4-3 win in Game 1 of TLDS vs TUL
Playoff Series Win	9/7/07	Completed 3-0 sweep of TUL in TLDS
Playoff Loss	9/11/07	6-2 loss in Game 1 of TLCS at SA
Playoff Series Loss	9/15/07	Lost TLCS 3-1 vs SA
Texas League Champ	9/15/12	3-1 series win over Frisco in TLCS (W, W, L, W)
Triple Play	6/13/12	vs. ARK...Greg Garcia to Kolten Wong to Chris Swauger to Wong. 6-4-3-4



FRONT OFFICE

2019 CARDINALS

2018 REVIEW

HISTORY

MINOR LEAGUES

TEXAS LEAGUE

MISC.

Springfield Cardinals All-Time Batting Leaders

BATTING AVERAGE (MIN 200 AB)		RUNS BATTED IN		DOUBLES	
Shane Robinson	.361	Xavier Scruggs	193	Steven Hill	61
Daniel Descalso	.326	Steven Hill	185	Jonathan Rodriguez	57
Tyler Minges	.324	Chris Swauger	181	Cody Haether	55
Oscar Taveras	.321	Bruce Caldwell	156	Juan Richardson	53
Alex Castellanos	.319	Juan Richardson	156	Bruce Caldwell	50
Matt Carpenter	.315	Jonathan Rodriguez	152	Xavier Scruggs	50
Bryan Anderson	.313	Andrew Brown	143	Anthony Garcia	46
Jermaine Curtis	.308	Anthony Garcia	139	Pete Kozma	43
Rico Washington	.306	Jacob Wilson	126	3 others tied	42
Randy Arozarena	.303	Cody Haether	122		
GAMES		RUNS		TRIPLES	
Chris Swauger	332	Daryl Jones	162	Daryl Jones	11
Jonathan Rodriguez	319	Steven Hill	157	Charlie Tilson	10
Xavier Scruggs	296	Mike O'Neill	157	James Rapoport	9
Daryl Jones	284	Jonathan Rodriguez	153	Tommy Pham	9
Steven Hill	270	Xavier Scruggs	147	Chris Swauger	8
Mike O'Neill	260	Chris Swauger	147	Patrick Wisdom	8
Pete Kozma	250	Andrew Brown	141	Brandon Yarbrough	8
Jose Garcia	245	Juan Richardson	136	Antone De Jesus	7
Patrick Wisdom	242	Bruce Caldwell	134	Casey Rowlett	7
2 others tied	240	James Rapoport	130	Oscar Taveras	7
AT-BATS		HOME RUNS		STOLEN BASES	
Jonathan Rodriguez	1,162	Xavier Scruggs	59	Charlie Tilson	48
Chris Swauger	1,158	Steven Hill	57	Jose Garcia	38
Steven Hill	1,055	Andrew Brown	47	Oscar Mercado	38
Daryl Jones	1,014	Chris Swauger	38	Tommy Edman	32
Xavier Scruggs	1,010	Juan Richardson	35	Mike McCoy	31
Bruce Caldwell	956	Jacob Wilson	35	Kevin Estrada	30
Mike O'Neill	944	Bruce Caldwell	34	James Rapoport	30
Pete Kozma	910	Matt Adams	32	Daryl Jones	29
Juan Richardson	874	Jonathan Rodriguez	32	Mike O'Neill	29
Andrew Brown	871	2 others tied	29	Tyler Greene	24
HITS		WALKS			
Chris Swauger	326	Mike O'Neill	157		
Jonathan Rodriguez	310	Jonathan Rodriguez	152		
Steven Hill	299	Xavier Scruggs	150		
Mike O'Neill	288	Bruce Caldwell	138		
Daryl Jones	267	Daryl Jones	122		
Juan Richardson	263	James Rapoport	108		
Bruce Caldwell	244	Andrew Brown	102		
Xavier Scruggs	244	Pete Kozma	98		
Andrew Brown	242	Anthony Garcia	96		
Cody Haether	236	Juan Richardson	93		
TOTAL BASES		ON-BASE % (MIN. 200 AB)			
Steven Hill	539	Aaron Luna	.415		
Chris Swauger	498	Matt Carpenter	.413		
Xavier Scruggs	481	Rico Washington	.412		
Jonathan Rodriguez	469	Jermaine Curtis	.409		
Andrew Brown	431	Shane Robinson	.409		
Juan Richardson	425	Mike O'Neill	.403		
Bruce Caldwell	402	Anthony Garcia	.400		
Daryl Jones	394	Daniel Descalso	.397		
Cody Haether	380	Randy Arozarena	.397		
Jacob Wilson	372	Tyler Minges	.392		



Springfield Cardinals All-Time Pitching Leaders

GAMES		INNINGS PITCHED		GAMES STARTED	
Justin Wright	168	Jordan Pals	320.0	Jordan Pals	54
Kevin Thomas	124	Richard Castillo	273.2	Chris Lambert	46
Ronnie Shaban	109	Corey Baker	269.2	Nick Additon	45
Cory Doyne	102	Nick Additon	259.2	Richard Castillo	42
Corey Baker	101	Kyle Hald	239.0	Kyle Hald	42
Joey Donofrio	92	Jonathan Cornelius	236.1	Andrew Morales	40
Marco Gonzalez	91	Michael Blazek	233.1	Jonathan Cornelius	38
Deryk Hooker	87	Chris Lambert	232.0	Eric Haberer	37
Francisco Samuel	85	Andrew Morales	230.2	Stuart Pomeranz	36
Sam Freeman	82	Kevin Thomas	226.2	Corey Baker	33
E.R.A. (MIN. 100.0 IP)		WALKS		HITS ALLOWED	
Dakota Hudson	2.53	Chris Lambert	119	Jordan Pals	363
Cory Doyne	2.75	Michael Blazek	108	Richard Castillo	310
Lance Lynn	2.85	Eric Haberer	106	Corey Baker	280
Joey Donofrio	2.93	Corey Baker	103	Andrew Morales	264
Ryan Sherriff	2.93	Seth Blair	99	Ryan Kulik	256
Jess Todd	2.97	Scott Gorgen	94	Kyle Hald	255
Austin Gomber	3.10	Richard Castillo	92	Jonathan Cornelius	249
Trey Hearne	3.22	Nick Additon	89	Chris Lambert	247
Seth Maness	3.27	Kevin Thomas	88	Nick Additon	241
Oscar Alvarez	3.40	Jordan Pals	81	David Kopp	231
WINS		STRIKEOUTS		RUNS ALLOWED	
Jonathan Cornelius	17	Michael Blazek	236	Jordan Pals	183
Michael Blazek	16	Corey Baker	221	Chris Lambert	164
Eric Haberer	16	Kevin Thomas	219	Corey Baker	150
Trey Hearne	16	Justin Wright	200	Richard Castillo	143
David Kopp	16	Chris Lambert	199	Ryan Kulik	141
Randy Leek	15	Jordan Pals	191	Seth Blair	136
Jordan Pals	15	Scott Gorgen	185	Michael Blazek	131
Nick Additon	15	Nick Additon	183	Kevin Thomas	131
Richard Castillo	15	Andrew Morales	179	Jonathan Cornelius	130
Scott McGregor	15	2 others tied	177		
SAVES		LOSSES			
Keith Butler	32	Chris Lambert	19		
Francisco Samuel	28	Jonathan Cornelius	18		
Chris Perez	27	Jordan Pals	18		
Mark Worrell	27	Ryan Kulik	16		
Cory Doyne	25	Seth Blair	16		
Fernando Salas	25	Corey Baker	16		
Ronnie Shaban	22	Richard Castillo	15		
Eduardo Sanchez	21	Michael Blazek	14		
Joey Donofrio	17	Scott Gorgen	14		
Adam Reifer	17	Kurt Heyer (+1 other tied)	14		
HOME RUNS ALLOWED		WINNING % (MIN. 10 DEC.)			
Jordan Pals	40	Seth Maness (11-3)	.786		
Corey Baker	36	Shelby Miller (9-3)	.750		
Michael Blazek	36	Lane Lynn (11-4)	.733		
Chris Lambert	35	Fernando Sales (8-3)	.727		
Nick Additon	35	Trey Hearne (16-7)	.696		
Richard Castillo	30	Dakota Hudson (9-4)	.692		
Randy Leek	29	Randy Leek (15-7)	.682		
Jonathan Cornelius	28	Thomas Lee (8-4)	.667		
Andrew Morales	28	Scott McGregor (15-8)	.652		
2 other tied	27	David Kopp (16-10)	.615		



Cardinals Individual Single Game Records

RUNS

Bruce Caldwell 4 (7/4/17 at Frisco)

HITS

Jose Martinez 5 (8/19/07 at Corpus Christi)
 Steven Hill 5 (4/21/09 at Midland)
 Aaron Luna 5 (4/14/11 vs. Frisco)
 Matt Adams 5 (5/25/11 vs. Corpus Christi)
 Shane Robinson 5 (7/20/11 vs. Tulsa)
 Oscar Taveras 5 (6/4/12 vs. Corpus Christi)
 Stefan Trosclair 5 (6/2/18 vs. San Antonio)

DOUBLES

Jeremy Hazelbaker 4 (6/5/15 vs. Midland)

TRIPLES

Daniel Descalso 2 (4/27/09 at NW Arkansas)
 Daryl Jones 2 (6/2/10 at Corpus Christi)
 Jermaine Curtis 2 (5/23/11 at Tulsa)
 Kolten Wong 2 (4/6/12 vs. Frisco)
 Harrison Bader 2 (6/22/16 at Tulsa)

HOME RUNS

Last by Andy Young 2 (7/28/18 vs. NW Arkansas)

RUNS BATTED IN

Rico Washington 7 (4/11/06 at Tulsa)
 Terry Evans 7 (6/10/06 vs. Arkansas)
 Colby Rasmus 7 (5/29/07 vs. San Antonio)
 Andrew Brown 7 (4/18/10 vs. Midland)

WALKS

Reid Gorecki 4 (6/13/06 vs. Arkansas)
 Brandon Yarbrough 4 (8/13/08 vs. San Antonio)
 Greg Garcia 4 (5/14/12 at Arkansas)
 Matt Williams 4 (4/6/14 vs. Corpus Christi)
 Darren Seferina 4 (7/28/17 vs. NW Arkansas)
 Tommy Edman 4 (5/1/19 at NW Arkansas)

STRIKEOUTS

Xavier Scruggs 6 (8/24/12 at NW Arkansas)

STOLEN BASES

Jose Garcia 4 (7/5/11 at Midland)

EXTRA-BASE HITS

Steven Hill 4 (4/21/09 at Midland)
 Tommy Pham 4 (8/13/10 vs. Corpus Christi)
 Jeremy Hazelbaker 4 (6/5/15 vs. Midland)

TOTAL BASES

Tommy Pham 12 (8/13/10 vs. Corpus Christi)
 Shane Robinson 12 (7/20/11 vs. Tulsa)
 Harrison Bader 12 (5/10/16 at Tulsa)

HIT FOR CYCLE

Domnit Bolivar 6/10/11 vs. Tulsa
 Eric Duncan 8/21/11 at Arkansas

INNING PITCHED (STARTER)

Last by Matt Pearce 9.0 (5/26/17 at San Antonio)

INNINGS PITCHED (RELIEVER)

Jess Todd 7.1 (7/19/08 vs. Arkansas)

RUNS ALLOWED

Jordan Pals 11 (7/19/06 at Wichita)
 Kevin Thomas 11 (7/4/11 at Midland)

HITS ALLOWED

Jeremy Cook 13 (5/25/05 at Midland)
 Randy Leek 13 (6/26/05 vs. San Antonio)
 Trey Hearne 13 (7/18/09 vs. NW Arkansas)

FEWEST HITS ALLOWED (CG, 9 INNINGS)

Brian Broderick 2 (6/4/10 at Corpus Christi)

FEWEST HITS ALLOWED (CG, 7 INNINGS)

Ryan Kulik 1 (7/12/10 Game 1 vs. Midland)

STRIKEOUTS

Trey Hearne 13 (5/8/09 vs. NW Arkansas)
 Alex Reyes 13 (5/19/18 vs. NW Arkansas)

WALKS

Nick Additon 9 (7/28/09 at Arkansas)
 Shaun Garceau 9 (5/5/10 at NW Arkansas)

HOME RUNS ALLOWED

Randy Leek 4 (7/19/05 vs. Wichita)
 Jordan Pals 4 (7/24/06 vs. Arkansas)
 Gary Daley 4 (6/16/10 vs. Arkansas)
 David Kopp 4 (5/30/11 vs. San Antonio)
 Michael Blazek 4 (5/17/11 vs. Midland, 6/14/11 at Arkansas)

Brett Zawacki 4 (7/19/11 vs. Tulsa)
 Corey Baker 4 (5/25/16 vs. Midland)

HIT BATTERS

Eric Haberer 4 (5/17/08 at Tulsa)

WILD PITCHES

Sandy Alcantara 6 (4/13/17 vs. Frisco)

BALKS

Chris Lambert 2 (6/25/05 vs. San Antonio)
 Michael Blazek 2 (7/8/11 vs. Frisco)
 Scott Schneider 2 (7/29/11 vs. NW Arkansas)

CYCLES AGAINST

Will Venable, SAN 5/30/07 at Springfield
 Zach Borenstein, ARK 4/20/14 at Springfield



CARDINALS YEAR-BY-YEAR

YEAR	POS.	W	L	PCT.	GA/GB	MANAGER	HOME	ROAD
2005	3	70	70	.500	-5.0	Chris Maloney	41-29	29-41
2006	3	66	72	.478	-10.5	Chris Maloney	38-30	28-42
2007	***1	73	63	.537	+5.0	Ron Warner	37-30	36-33
2008	**1	76	64	.543	+1.0	Ron Warner	38-32	38-32
2009	*3	71	69	.507	-3.0	Ron Warner	41-29	30-40
2010	*2	76	64	.543	-10.0	Ron Warner	41-30	35-34
2011	4	62	78	.443	-12.5	Ron Warner	31-39	31-39
2012	****1	77	61	.558	+3.0	Mike Shildt	44-25	33-36
2013	3	64	74	.464	-8.5	Mike Shildt	34-34	30-40
2014	3	68	72	.486	-7.0	Mike Shildt	32-38	36-34
2015	3	64	76	.457	-7.5	Dann Bilardello	34-36	30-40
2016	**1	75	65	.536	+6.5	Dann Bilardello	40-30	35-35
2017	1	77	63	.550	0.0	Johnny Rodriguez	43-27	34-36
2018	4	60	79	.432	-14.0	Johnny Rodriguez	34-35	26-44
TOTALS		979	970	.502			528-444	451-526

* Clinched Playoff Berth

** Texas League North Regular Season Champions

*** Texas League North Champions

**** Texas League Champions

CARDINALS 1ST HALF YEAR-BY-YEAR

YEAR	POS.	W	L	PCT.	GA/GB	MANAGER	HOME	ROAD
2005	2	35	35	.500	-8.0	Chris Maloney	19-14	16-21
2006	2	39	29	.574	-1.0	Chris Maloney	24-11	15-18
2007	*1	36	31	.537	+2.5	Ron Warner	15-17	21-14
2008	2	36	34	.514	0.0	Ron Warner	16-20	20-14
2009	*1	38	32	.543	0.0	Ron Warner	21-13	17-19
2010	2	38	32	.543	-4.0	Ron Warner	22-14	16-18
2011	4	32	38	.457	-5.5	Ron Warner	16-18	16-20
2012	3	35	35	.500	-5.0	Mike Shildt	22-14	13-21
2013	2	33	35	.485	-1.0	Mike Shildt	14-18	19-17
2014	3	34	36	.486	-4.5	Mike Shildt	17-19	17-17
2015	4	30	40	.429	-10.0	Dann Bilardello	15-19	15-21
2016	*1	41	29	.586	+3.5	Dann Bilardello	22-14	19-15
2017	2	35	35	.500	-4.0	Johnny Rodriguez	20-14	15-21
2018	4	33	37	.471	-14.0	Johnny Rodriguez	19-17	14-20
TOTALS		495	478	.509			262-222	233-256

* Texas League North 1st Half Champions

CARDINALS 2ND HALF YEAR-BY-YEAR

YEAR	POS.	W	L	PCT.	GA/GB	MANAGER	HOME	ROAD
2005	2	35	35	.500	-2.0	Chris Maloney	22-15	13-20
2006	4	27	43	.386	-16.5	Chris Maloney	14-19	13-24
2007	*1	37	32	.536	+2.0	Ron Warner	22-13	15-19
2008	2	40	30	.571	-2.0	Ron Warner	22-12	18-18
2009	4	33	37	.471	-4.0	Ron Warner	20-16	13-21
2010	3	38	32	.543	-6.0	Ron Warner	19-16	19-16
2011	4	30	40	.429	-8.0	Ron Warner	15-21	15-19
2012	*1	42	26	.618	+7.5	Mike Shildt	22-11	20-15
2013	4	31	39	.443	-9.0	Mike Shildt	20-16	11-23
2014	2	34	36	.486	-7.0	Mike Shildt	15-19	19-17
2015	2	34	36	.486	-1.0	Dann Bilardello	15-19	25-21
2016	3	34	36	.486	-2.0	Dann Bilardello	18-16	16-20
2017	2	42	28	.600	-2.0	Johnny Rodriguez	23-13	19-15
2018	4	27	42	.391	-14.0	Johnny Rodriguez	15-18	12-24
TOTALS		484	492	.496			262-224	222-268

* Texas League North 2nd Half Champions

SPRINGFIELD CARDINALS MONTH-BY-MONTH

YEAR	APRIL	MAY	JUNE	JULY	AUGUST	SEPTEMBER
2005	8-14	17-13	13-12	12-17	17-13	3-1
2006	15-9	16-11	9-16	16-14	9-20	1-2
2007	9-11	14-15	20-8	15-12	13-16	2-1
2008	12-14	12-16	18-8	15-15	19-10	0-1
2009	12-8	16-12	13-15	12-15	14-16	4-3
2010	12-9	15-14	12-13	16-13	19-11	2-4
2011	9-13	14-13	10-18	15-14	12-17	2-3
2012	8-16	17-11	16-10	19-10	15-13	2-1
2013	12-13	14-13	12-15	14-15	12-16	0-2
2014	13-13	12-15	14-13	12-16	16-13	1-0
2015	5-15	12-18	16-10	16-13	11-17	4-3
2016	11-10	17-13	16-9	13-18	14-14	4-1
2017	12-9	15-14	12-16	20-10	16-12	2-2
2018	13-9	14-17	7-19	16-14	10-17	0-3
TOTALS	151-163	205-195	188-182	211-196	197-205	27-27



Cardinals Individual Single Season Records

Average (Min. 300 AB)

Tyler Mignes (2005) - .324

Games

Travis Hanson (2005) - 137

At-Bats

Travis Hanson (2005) - 546

Runs

Tyler Mignes (2005) - 98

Hits

Charlie Tilson (2015) - 159

Doubles

Colby Rasmus (2007) - 37
Oscar Taveras (2012) - 37*

Triples

Charlie Tilson (2015) - 9

Home Runs

Matt Adams (2011) - 32

RBIs

Matt Adams (2011) - 101*

Walks

Xavier Scruggs (2013) - 82*

Strikeouts

Xavier Scruggs (2013) - 177

Stolen Bases

Charlie Tilson (2015) - 46

Slugging Percentage (Min. 300 PA)

Oscar Taveras (2012) - .572*

Total Bases

Oscar Taveras (2012) - 273*

On-Base Percentage (Min. 300 PA)

Mike O'Neill (2013) - .431

Errors

Travis Hanson (2005) - 36

ERA (Min 100 IP)

Dakota Hudson (2017) - 2.53

Games

Fernando Salas (2008) - 60

Wins

Randy Leek (2005) - 15

Losses

Sam Gaviglio (2014) - 12

Saves

Mark Worrell (2006) - 27*
Chris Perez (2007) - 27

Games Started

Nick Addition (2010) - 27
Randy Leek (2005) - 27
Jordan Pals (2005 & 2006) - 27
Mike Parisi (2006) - 27
Daniel Poncedeleon (2016) - 27

Complete Games

Randy Leek (2005) - 2

Shutouts

Randy Leek (2005) - 2

Innings Pitched

Randy Leek (2005) - 185.2

Strikeouts

Austin Gomber (2017) - 140

Walks

Eric Haberer (2007) - 72*

Hit Batters

Gary Daley (2010) - 18*

Home Runs Allowed

Randy Leek (2005) - 29*

Winning % (Min 10 Decisions)

Brian Broderic (2010) - .846 (11-2)

Lowest Opponents BA (Min 100 IP)

Jess Todd (2008) - .216

Wild Pitches

Sandy Alcantara (2017) - 20

* Indicates Texas League Leader



Cardinals Team Single Season Records

Average (Min. 300 AB)

Tyler Mignes (2005) - .324

Games

Travis Hanson (2005) - 137

At-Bats

Travis Hanson (2005) - 546

Runs

Tyler Mignes (2005) - 98

Hits

Charlie Tilson (2015) - 159

Doubles

Colby Rasmus (2007) - 37
Oscar Taveras (2012) - 37*

Triples

Charlie Tilson (2015) - 9

Home Runs

Matt Adams (2011) - 32

RBIs

Matt Adams (2011) - 101*

Walks

Xavier Scruggs (2013) - 82*

Strikeouts

Xavier Scruggs (2013) - 177

Stolen Bases

Charlie Tilson (2015) - 46

Slugging Percentage (Min. 300 PA)

Oscar Taveras (2012) - .572*

Total Bases

Oscar Taveras (2012) - 273*

On-Base Percentage (Min. 300 PA)

Mike O'Neill (2013) - .431

Errors

Travis Hanson (2005) - 36

ERA (Min 100 IP)

Dakota Hudson (2017) - 2.53

Games

Fernando Salas (2008) - 60

Wins

Randy Leek (2005) - 15

Losses

Sam Gaviglio (2014) - 12

Saves

Mark Worrell (2006) - 27*
Chris Perez (2007) - 27

Games Started

Nick Addition (2010) - 27
Randy Leek (2005) - 27
Jordan Pals (2005 & 2006) - 27
Mike Parisi (2006) - 27
Daniel Poncedeleon (2016) - 27

Complete Games

Randy Leek (2005) - 2

Shutouts

Randy Leek (2005) - 2

Innings Pitched

Randy Leek (2005) - 185.2

Strikeouts

Austin Gomber (2017) - 140

Walks

Eric Haberer (2007) - 72*

Hit Batters

Gary Daley (2010) - 18*

Home Runs Allowed

Randy Leek (2005) - 29*

Winning % (Min 10 Decisions)

Brian Broderic (2010) - .846 (11-2)

Lowest Opponents BA (Min 100 IP)

Jess Todd (2008) - .216

Wild Pitches

Sandy Alcantara (2017) - 20

FRONT OFFICE

2019 CARDINALS

2018 REVIEW

HISTORY

MINOR LEAGUES

TEXAS LEAGUE

MISC.



FRONT OFFICE

2019 CARDINALS

2018 REVIEW

HISTORY

MINOR LEAGUES

TEXAS LEAGUE

MISC.

Springfield Cardinals All-Time Playoff Stats

BATTERS	AVG	G	AB	R	H	2B	3B	HR	RBI	BB	IBB	SO	SB	CS	OBP	SLG	SF	SAC	HBP	GIDP	E
Anderson, Bryan	.259	7	27	4	7	1	0	0	5	3	0	3	0	0	.333	.296	0	0	0	1	0
Bader, Harrison	.200	4	15	2	3	1	0	0	0	2	0	5	0	1	.333	.267	0	1	1	0	0
Boggs, Mitchell	.250	2	4	0	1	0	0	0	0	0	0	1	0	0	.250	.250	0	0	0	0	0
Brown, Andrew	.379	8	29	2	11	4	0	0	6	6	0	8	0	0	.486	.517	0	0	0	0	0
Bryan, Vaughn	.182	4	11	3	2	0	1	0	2	1	0	2	0	0	.308	.364	0	1	1	0	1
Caldwell, Bruce	.182	4	11	4	2	0	0	1	2	6	1	6	0	0	.471	.455	0	0	0	0	0
Carpenter, Matt	.400	5	20	6	8	2	0	1	5	2	1	2	0	1	.458	.650	1	0	0	1	0
Cazana Marti, Amaury	.179	7	28	4	5	1	0	1	4	4	0	5	0	0	.281	.321	0	0	0	1	0
Craig, Allen	.208	7	24	4	5	0	0	1	3	4	0	6	0	0	.345	.333	1	0	0	0	3
Cruz, Luis	.556	3	9	0	5	1	0	0	0	1	0	2	0	0	.636	.667	0	0	1	0	1
Cruz, Tony	.200	3	10	1	2	0	0	0	2	1	0	1	0	0	.273	.200	0	0	1	0	0
Curtis, Jermaine	.277	12	47	5	13	1	0	0	4	5	0	7	0	1	.358	.319	0	0	1	0	0
DeJesus, Antone	.286	3	7	1	2	0	1	0	0	2	0	2	0	0	.444	.571	0	1	0	0	1
DeJong, Paul	.176	4	17	2	3	0	0	1	3	0	0	6	0	0	.222	.353	0	0	1	1	0
Derba, Nick	.313	5	16	4	5	2	0	0	3	4	0	5	0	0	.450	.438	0	0	0	0	0
Diaz, Aledmys	.154	3	13	0	2	1	0	0	1	0	0	2	0	0	.143	.231	1	0	0	1	0
Drake, Blake	.000	1	1	1	0	0	0	0	0	0	0	0	0	0	.000	.000	0	0	0	0	0
Garcia, Greg	.241	9	29	4	7	0	0	2	6	3	0	6	0	0	.371	.448	0	0	3	0	6
Garcia, Jose	.111	4	9	0	1	0	0	0	0	1	0	2	0	0	.200	.111	0	0	0	0	0
Gorecki, Reid	.000	5	6	3	0	0	0	0	0	5	0	2	1	0	.455	.000	0	0	0	0	0
Gorgen, Scott	.000	1	1	0	0	0	0	0	0	0	0	1	0	0	.000	.000	0	0	0	0	0
Guerrero, Henry	1.000	1	1	0	1	0	0	0	0	0	0	0	0	0	1.000	1.000	0	0	0	0	0
Haberer, Eric	.000	2	2	1	0	0	0	0	0	0	0	1	0	0	.000	.000	0	1	0	0	0
Haerther, Cody	.476	6	21	5	10	1	0	1	3	2	0	0	0	0	.542	.667	0	0	1	0	0
Hamilton, Mark	.357	7	28	6	10	0	0	4	9	2	0	4	0	0	.400	.786	0	0	0	0	0
Henley, Tyler	.300	3	10	2	3	0	0	0	0	1	0	0	1	0	.364	.300	0	0	0	1	1
Hill, Steven	.083	3	12	0	1	0	0	0	0	0	0	4	0	0	.083	.083	0	0	0	1	0
Jenner, Jesse	.000	3	4	1	0	0	0	0	0	0	0	1	0	0	.000	.000	0	0	0	0	0
Jones, Daryl	.206	8	34	3	7	4	0	0	0	1	0	7	0	0	.229	.324	0	0	0	2	0
Kozma, Peter	.281	8	32	4	9	1	0	2	6	0	0	8	1	1	.324	.500	1	0	1	1	1
Kruml, Raymond	.333	3	3	0	1	0	0	0	0	0	0	1	0	0	.333	.333	0	0	0	0	0
Lucena, Juan	.214	5	14	3	3	0	0	0	0	0	0	1	0	0	.214	.214	0	0	0	0	1
Luna, Aaron	.192	6	26	3	5	1	0	0	1	1	0	11	0	0	.276	.231	0	0	2	1	0
Maness, Seth	.000	1	2	0	0	0	0	0	0	0	0	1	0	0	.000	.000	0	0	0	0	0
Martinez, Carlos	.000	1	1	0	0	0	0	0	0	0	0	0	0	0	.000	.000	0	0	0	0	0
Martinez, Jose	.333	7	27	4	9	1	0	1	5	2	0	0	0	0	.379	.481	0	3	0	0	1
Mather, Joe	.000	3	9	1	0	0	0	0	0	2	0	4	0	1	.182	.000	0	0	0	0	2
Mejia, Alex	.250	2	8	1	2	0	0	0	2	1	0	2	0	0	.333	.250	0	0	0	0	1
Melker, Adam	.118	6	17	1	2	0	0	0	1	0	0	6	0	0	.118	.118	0	0	0	0	0
O'Neill, Mike	.231	8	13	3	3	0	0	1	3	5	0	3	0	1	.444	.464	0	0	0	0	0
Perez, Audry	.176	5	17	1	3	2	0	0	3	0	0	5	0	0	.176	.292	0	0	0	1	0
Rapoport, James	.154	3	13	1	2	1	0	0	0	0	0	3	0	0	.154	.231	0	0	0	0	0
Rasmus, Colby	.250	7	28	4	7	1	0	1	4	4	1	6	0	0	.353	.393	1	0	0	0	0
Rauschenberger, Cory	1.000	1	2	0	2	2	0	0	2	0	0	0	0	0	1.000	2.000	0	1	0	0	0
Romak, Jamie	.242	9	33	4	8	2	0	1	2	3	0	12	0	0	.324	.394	0	0	1	0	0
Rowlett, Casey	.125	5	16	2	2	0	0	0	1	1	0	3	0	0	.176	.125	0	1	0	1	1
Russ, Chris	.000	3	1	0	0	0	0	0	0	0	0	0	0	0	.000	.000	0	0	0	0	0
Scherer, Matthew	.000	3	1	0	0	0	0	0	0	0	0	0	0	0	.000	.000	0	0	0	0	0
Scruggs, Xavier	.260	14	50	10	13	2	1	2	9	3	0	21	0	0	.327	.660	2	0	0	0	1
Sedbrook, Colt	.167	2	6	1	1	0	0	0	0	0	0	2	0	0	.167	.167	0	0	0	0	1
Shorey, Mark	.250	4	4	1	1	1	0	0	1	0	0	0	0	0	.250	.500	0	0	0	0	0
Siegrist, Kevin	.000	1	2	0	0	0	0	0	0	0	0	1	0	0	.000	.000	0	0	0	0	1
Staton, Allen	.250	4	16	2	4	1	0	0	2	0	0	5	0	0	.250	.313	0	0	0	0	0
Swauger, Chris	.273	10	33	6	9	3	0	3	6	0	0	7	0	0	.294	.121	1	0	0	2	0
Tartamella, Travis	.071	4	14	0	1	0	0	0	0	0	0	5	0	0	.071	.071	0	0	0	0	0
Taveras, Oscar	.235	9	34	3	8	4	0	0	2	3	0	2	0	1	.316	.353	0	0	1	2	1
Voit, Luke	.500	4	18	6	9	2	0	1	4	1	0	3	0	0	.526	.778	0	0	0	0	0
Walters, P.J.	.200	2	5	0	1	0	0	0	0	0	0	0	0	0	.200	.200	0	0	0	0	0



Springfield Cardinals All-Time Playoff Stats

BATTERS	AVG	G	AB	R	H	2B	3B	HR	RBI	BB	IBB	SO	SB	CS	OBP	SLG	SF	SAC	HBP	GIDP	E
Whiting, Boone	.000	1	2	0	0	0	0	0	0	0	0	0	0	0	.000	.000	0	0	0	0	0
Wilson, Jacob	.214	4	14	1	3	2	0	1	5	1	0	2	0	0	.294	.571	1	1	1	0	0
Wong, Kolten	.143	9	35	2	5	0	0	0	1	2	0	4	1	0	.211	.143	0	0	1	0	0
TOTALS	.243	28	942	132	229	45	3	25	118	85	3	209	4	7	.314	.377	9	10	16	17	24
PITCHERS	W	L	ERA	G	GS	CG	SHO	SV	IP	H	R	ER	HR	HB	BB	SO	WP	AVG			
Additon, Nick	0	0	6.00	1	1	0	0	0	6.0	4	4	4	2	0	1	7	0	.182			
Baker, Corey	0	0	***	1	0	0	0	0	0.0	2	1	1	0	1	1	0	0	1.000			
Blazek, Michael	0	0	0.00	2	0	0	0	0	3.0	1	0	0	0	1	0	3	0	.100			
Boggs, Mitchell	1	1	5.73	2	2	0	0	0	11.0	12	9	7	2	0	5	5	1	.267			
Broderick, Brian	1	0	3.00	1	1	0	0	0	6.0	5	2	2	1	0	0	5	0	.217			
Butler, Keith	0	0	0.00	5	0	0	0	0	5.0	3	0	0	0	0	1	6	0	.176			
Buursma, Jason	0	0	26.95	2	0	0	0	0	1.2	6	5	5	0	1	0	2	0	.600			
Daley, Gary	0	0	0.00	1	0	0	0	0	2.0	1	0	0	0	0	1	2	0	.200			
Daniels, Adam	0	1	40.60	1	1	0	0	0	1.1	5	7	6	0	0	2	2	0	.500			
Delgado, Ramon	0	0	2.45	2	0	0	0	0	3.2	1	1	1	0	0	1	3	0	.083			
Dickson, Brandon	0	0	1.29	1	1	0	0	0	7.0	6	1	1	0	0	2	4	0	.222			
Eager, Thomas	0	0	6.75	2	0	0	0	0	4.0	3	3	3	2	1	2	4	1	.214			
Fick, Chuckie	0	1	0.00	2	0	0	0	0	2.0	2	1	0	0	0	1	1	0	.250			
Fiske, Justin	0	0	0.00	2	0	0	0	0	2.1	3	0	0	0	0	1	2	0	.333			
Fornataro, Eric	1	0	1.50	5	0	0	0	0	6.0	5	1	1	1	0	0	5	0	.238			
Frevert, Matt	0	0	3.37	2	0	0	0	0	2.2	3	2	1	0	0	0	1	0	.273			
Gomber, Austin	0	0	2.08	1	1	0	0	0	4.1	6	1	1	1	0	1	8	1	.353			
Gonzalez, Marco	0	0	0.00	2	0	0	0	0	2.1	1	0	0	0	0	0	1	0	.125			
Gorgern, Scott	2	2	2.13	4	2	0	0	0	12.2	12	4	3	3	0	3	12	1	.245			
Gregerson, Luke	0	0	6.00	3	0	0	0	1	3.0	3	2	2	0	0	4	1	0	.250			
Haberer, Eric	0	0	3.68	2	1	0	0	0	7.1	8	3	3	0	0	4	4	0	.286			
Hawkins, Chandler	0	0	13.50	3	0	0	0	0	2.2	6	4	4	1	0	1	2	1	.462			
Hearne, Trey	0	2	32.34	2	2	0	0	0	1.2	9	10	6	1	0	4	2	1	.692			
Herget, Kevin	0	0	3.00	1	0	0	0	0	3.0	1	1	1	1	0	0	4	0	.091			
Hooker, Deryk	1	0	6.00	3	0	0	0	0	3.0	2	2	2	1	0	1	5	0	.200			
Hudson, Dakota	0	0	0.00	2	0	0	0	0	1.1	0	0	0	0	0	0	1	0	.000			
King, Blake	0	0	0.00	3	0	0	0	0	2.1	2	0	0	0	0	2	4	0	.222			
Kopp, David	0	1	3.38	1	1	0	0	0	5.1	5	3	2	2	0	4	5	0	.278			
Kulik, Ryan	0	0	0.00	1	0	0	0	0	2.1	0	0	0	0	0	2	1	0	.000			
Lucas, Josh	0	1	9.00	3	0	0	0	0	3.0	7	4	3	0	0	3	4	0	.467			
Lynn, Lance	0	0	14.55	1	1	0	0	0	4.1	6	7	7	2	1	4	5	1	.316			
Maness, Seth	0	1	2.08	2	2	0	0	0	13.0	10	5	3	1	1	1	8	0	.213			
Martinez, Carlos	1	0	4.91	2	2	0	0	0	11.0	11	6	6	2	1	4	9	2	.256			
McClellan, Kyle	0	0	0.00	4	0	0	0	0	4.2	3	0	0	0	0	1	3	0	.176			
McGregor, Scott	1	0	1.17	1	1	0	0	0	7.2	9	2	1	1	0	1	2	0	.321			
Motte, Jason	0	0	12.00	4	0	0	0	0	3.0	6	4	4	1	1	5	3	1	.429			
Mulligan, Casey	0	1	10.78	1	0	0	0	0	1.2	2	2	2	1	0	0	0	1	.400			
Nielsen, Trey	0	0	3.18	2	0	0	0	0	5.2	6	2	2	0	1	2	5	1	.300			
Pearce, Matt	0	1	6.75	1	1	0	0	0	4.0	8	3	3	2	1	1	3	0	.421			
Poncedeleon, Daniel	0	0	18.00	1	1	0	0	0	2.0	4	4	4	0	0	3	1	0	.400			
Rauschenberger, Cory	1	0	1.35	1	1	0	0	0	6.2	5	1	1	0	0	3	6	0	.217			
Rowland, Robby	0	1	4.50	2	0	0	0	0	2.0	4	2	1	1	0	0	3	0	.364			
Russ, Chris	1	0	3.37	3	0	0	0	0	2.2	5	1	1	0	0	1	1	0	.417			
Sanchez, Eduardo	0	0	27.00	1	0	0	0	0	1.0	3	3	3	1	0	0	0	0	.500			
Scherer, Matthew	1	0	0.00	3	0	0	0	0	4.2	2	0	0	0	0	1	3	0	.133			
Shaban, Ronnie	0	0	12.00	2	0	0	0	0	3.0	7	4	4	1	0	1	2	0	.438			
Siegrist, Kevin	1	1	4.22	2	2	0	0	0	10.2	12	6	5	1	0	4	9	1	.300			
Sulbaran, J.C.	0	0	19.29	1	1	0	0	0	2.1	7	5	5	3	0	2	1	2	.583			
Thomas, Kevin	0	0	3.24	4	0	0	0	0	8.1	7	3	3	0	1	3	9	2	.226			
Wacha, Michael	0	0	0.00	2	0	0	0	0	3.0	2	0	0	0	0	0	5	0	.182			
Walters, P.J.	0	1	2.57	2	2	0	0	0	14.0	12	4	4	2	0	4	4	0	.245			
Webber, Nicholas	0	0	0.00	1	0	0	0	0	1.2	1	0	0	0	0	3	3	0	.167			
Whiting, Boone	1	0	1.29	1	1	0	0	0	7.0	1	1	1	0	0	2	4	1	.048			
Wick, Rowan	1	0	0.00	2	0	0	0	0	2.0	2	0	0	0	0	0	2	0	.286			
Wright, Justin	0	0	4.16	3	0	0	0	0	4.1	3	2	2	0	0	4	0	0	.200			
Zuercher, Zachary	0	0	22.50	2	0	0	0	0	2.0	6	5	5	1	0	2	3	1	.500			
TOTALS	13	15	4.53	28	28	0	0	9	250.1	268	143	126	38	12	95	204	19	.277			



FRONT OFFICE

2019 CARDINALS

2018 REVIEW

HISTORY

MINOR LEAGUES

TEXAS LEAGUE

MISC.

All-Time Roster & Jersey Numbers

A

Acevedo, Jhohan (#30).....2016
 Adams, Matt (#25, 37).....2011, '13
 Addition, Nick (#32, 15, 11).....2009-11
 Ahmady, Alan (#38, 23).....2011-12
 Albitz, Vance (#32, 16, 25).....2012-13
 Alcantara, Sandy (#22).....2017
 Almarante, Jose (#25).....2013
 Alvarez, Eliezer (#15).....2015
 Alvarez, Oscar (#31, 33).....2005
 Anderson, Bryan (#8, 7).....2007-08
 Ankiel, Rick (#32, 18).....2005
 Arburrr, Matt (#41).....2009
 Arias, Estarlin (#38).....2018
 Arozarena, Randy (#7, 12, 38).....2017-18
 Axelson, Josh (#28).....2005

B

Bader, Harrison (#33, 5).....2016
 Baker, Corey (#12, 21, 11, 32, 38).....2013-17
 Bard, Daniel (#29).....2017
 Barraclough, Kyle (#27).....2015
 Beck, Landon (#41, 32).....2017-18
 Benes, Alan (#39).....2005
 Berg, Jeremy (#43).....2014
 Bigbie, Larry (#22).....2006
 Billbrough, Logan (#19).....2014
 Billings, Shane (#4).....2018
 Blair, Buddy (#16).....2005
 Blair, Seth (#43, 25).....2013-14
 Blazek, Michael (#33, 34).....2013
 Boggs, Mitchell (#12).....2007
 Bolivar, Donmit (#3).....2011
 Bolivar, Papo (#15).....2005
 Bowen, Brady (#34, 16).....2017-18
 Boyd, Shaun (#4, 8).....2005-06
 Bray, Tyler (#44, 29).....2017-18
 Brebbia, John (#23).....2016
 Broderick, Brian (#23, 34).....2009-10
 Brown, Andrew (#22, 18).....2008-10
 Bryan, Vaughn (#21).....2016
 Buckman, Brandon (#25, 44).....2008-09
 Butler, Keith (#38, 29, 46).....2012-13
 Buurisma, Jason (#25).....2010

C

Cabrera, Genesis (#3).....2018
 Caldwell, Bruce (#7, 8, 12).....2015-17
 Calhoun, Daniel (#38).....2011
 Cali, Carmen (#31).....2006
 Cancel, Robinson (#18).....2005
 Carpenter, Chris (#41, 37).....2008, '13
 Carpenter, Matt (#7).....2010, '12, '16
 Carter, Eric (#15, 43).....2017-18
 Castellanos, Hugo (#26).....2007
 Castillo, Juan (#29).....2013
 Castillo, Richard (#27, 12, 33).....2011-13
 Cate, Troy (#28).....2006
 Cavazos, Andy (#25, 36).....2005-06
 Cecil, Brett (#40).....2018
 Chambers, Adron (#31).....2010
 Chinae, Chris (#5).....2018
 Clement, Matt (#33).....2008
 Cleto, Maikel (#41).....2011
 Conley, Kyle (#35).....2012
 Cook, Jeremy (#40).....2005
 Cooney, Tim (#47).....2013
 Cooper, Michael (#38).....2007
 Cornelius, Jonathan (#28, 29).....2013-15

Corrigan, Chris (#32).....2012-13
 Cotton, Nate (#35).....2005
 Cox, Zack (#7).....2011
 Craig, Allen (#5, 44).....2007-08, '11
 Cresse, Brad (#18, 22).....2005
 Cruz, Luis (#26, 25).....2015-17
 Cruz, Tony (#10, 16, 5).....2009-10
 Cummings, Jeremy (#34).....2005
 Curtis, Jermaine (#30, 21, 5, 22).....2010-12
 Cutler, Charlie (#16, 30, 37).....2010-11

D

Daley, Gary (#44, 33, 51).....2009-10
 Daniels, Adam (#36, 22, 32).....2007-08
 Danielson, Sean (#27).....2007
 De La Cruz, Luis (#30).....2010
 Degerman, Eddie (#22).....2009
 DeJesus, Antonio (#5, 23).....2009-10
 DeJong, Paul (#12).....2016
 Delgado, Ramon (#19, 16).....2010-11, '13
 DeMarco, Matt (#3).....2005
 Derba, Nick (#23, 31, 21, 18).....2009-12
 Descalso, Daniel (#10, 3).....2008-09
 Dew, Josh (#19, 39).....2008
 Diapoulos, Mark (#40).....2010
 Diaz, Aledmys (#31, 16, 43).....2014-16
 Diaz, Juan (#37).....2005-06
 Dickson, Brandon (#24).....2008-09
 Diekroeger, Danny (#30, 15).....2017
 Donofrio, Joey (#15, 43).....2014-16
 Dove, Dennis (#36).....2006
 Doyno, Cory (#35, 38).....2005-06
 Drake, Blake (#26, 23, 29).....2016-18
 Dryer, Matt (#40).....2006
 Duncan, Eric (#15).....2011
 Dykstra, Luke (#37).....2018

E

Eager, Tom (#33).....2010
 Echemendia, Pedro (#39).....2016-17
 Edman, Tommy (#21).....2017-18
 Eldred, Cal (#36).....2005
 Elledge, Seth (#47).....2018
 Ellis, Chris (#40, 7).....2017
 Encarnacion, Juan (#40).....2007
 Estrada, Kevin (#8, 28, 12).....2005-06
 Evans, Jacob (#37, 32).....2017
 Evans, Terry (#40, 22).....2006

F

Fernandez, Junior (#44).....2018
 Ferrara, Anthony (#40, 44, 33).....2012-14
 Ferrari, Anthony (#30).....2005
 Ferris, Mike (#28).....2007
 Fick, Chuckie (#30).....2009-10
 Fiske, Justin (#31).....2008-09
 Flaherty, Jack (#27).....2017
 Folli, Mike (#8).....2009-10
 Formataro, Eric (#51).....2012
 Franco, Iker (#24).....2006
 Freeman, Samuel (#30, 12).....2009, 2011-12
 Freese, David (#25).....2009-10
 Frevert, Matt (#26).....2011
 Frey, Nick (#22).....2016
 Fuentes, Brian (#40).....2012
 Furnish, Brad (#32).....2008-09

G

Gallen, Zac (#3).....2017

Garceau, Shaun (#12).....2010
 Garcia, Anthony (#44, 21, 15).....2015-17
 Garcia, Elienry (#30, 47).....2018
 Garcia, Greg (#10, 7, 3).....2012, '14
 Garcia, Isa (#16).....2008
 Garcia, Jaime (#24, 57, 39, 40).....2007-08, '12, '14, '15
 Garcia, Jose (#22, 29).....2006-07
 Garcia, Jose (#28, 11, 12, 3).....2009-12
 Garcia, Jose Adolis (#47, 38).....2017
 Garcia, Silfredo (#39).....2015
 Garza, Justin (#28).....2006
 Gast, John (#16, 27).....2011-12
 Gaviglio, Sam (#22).....2014
 Gibson, Derek (#19).....2015
 Glaus, Troy (#41).....2011
 Godoy, Jose (#7, 27, 41).....2016, '18
 Goetzman, Granden (#44).....2018
 Gomber, Austin (#32, 31).....2016-17
 Gonzales, Marco (#44, 43).....2014-15
 Gonzalez, Derian (#32).....2018
 Gonzalez, Jose (#30).....2015
 Gonzalez, Marco (#51, 35).....2008-09
 Gorecki, Reid (#11, 3, 7).....2005-07
 Gorgen, Scott (#16, 24, 29, 21, 32).....2009-10, 2012-13
 Gorsett, Luke (#25).....2008
 Gotay, Ruben (#18).....2013
 Grayson, Casey (#38).....2017
 Greene, Conner (#22).....2018
 Greene, Khalil (#36).....2009
 Greene, Tyler (#15, 8).....2007-08
 Greenwood, Nick (#32).....2011, '13
 Gregerson, Luke (#23, 21, 44).....2008, '18
 Grichuk, Randal (#21).....2017
 Guerrero, Henry (#36, 7, 24).....2007

H

Haberer, Eric (#19).....2006-07
 Haerther, Cody (#16, 15, 10).....2005-08
 Hald, Kyle (#30, 22).....2014-15
 Hamilton, Mark (#25, 15).....2007-09
 Hanson, Travis (#23, 22, 16).....2005-06
 Harris, Mitch (#36).....2014
 Hawkins, Chandler (#19, 28).....2016-17
 Hawkins, Joey (#3).....2016
 Hawksworth, Blake (#44, 23).....2006
 Hazelbaker, Jeremy (#26).....2015
 Hearn, Trey (#33, 35).....2009-10
 Helsley, Ryan (#32, 26).....2017-18
 Henley, Tyler (#12).....2009-11
 Herget, Kevin (#18, 36, 16).....2015-17
 Hernandez, Elvis (#29).....2009
 Herr, Aaron (#38).....2005
 Herrera, Ivan (#38).....2018
 Herrera, Juan (#16).....2016
 Herron, Tyler (#24).....2008-09
 Heyer, Kurt (#26, 31, 32).....2014-16
 Hill, Steven (#18, 21).....2008-11
 Hoffpauir, Jarrett (#10).....2006-07
 Holland, Greg (#26).....2018
 Honel, Kris (#27).....2008
 Hooker, Deryk (#19, 27).....2011-13
 Hudson, Dakota (#34).....2016-17

I

Ingram, D'Marcus (#21, 31).....2011
 Irsinghausen, Jason (#41).....2008



All-Time Roster & Jersey Numbers

J

Jackson, Ryan (#23).....2011
 Jacobs, Chris (#44).....2016
 Jaramillo, Milko (#10).....2005
 Jay, Jon (#23).....2007
 Jenner, Jesse (#3, 7, 43).....2016-17
 Johnson, Tyler (#28).....2007
 Jones, Connor (#30, 31, 40).....2017-18
 Jones, Daryl (#29, 4).....2008-11
 Johnson, Gabe (#5, 35).....2005-06

K

Katz, Mason (#4).....2016
 Keener, Jonathan (#47).....2014
 Kelly, Carson (#5).....2016
 Kelly, Joe (#22).....2011
 Kiekhefer, Dean (#47, 46, 40).....2013-14
 King, Blake (#27).....2009-10
 Kinney, Josh (#34, 33).....2005, '08
 Knizner, Andrew (#27).....2017-18
 Kopp, David (44).....2009-11
 Kozma, Pete (#11, 27, 5).....2009-10
 Kruczynski, Evan (#31).....2018
 Kulik, Ryan (#38, 28).....2009-11

L

Lankford, Cole (#29).....2016
 Lambert, Chris (#24, 32).....2005-07
 Latcham, Will (#22).....2018
 Laya, Rayner (#3, 23).....2005-06
 Layne, Tommy (#28).....2018
 Lee, Thomas (#35, 31).....2015
 Leek, Randy (#29).....2005
 Lemmerman, Jake (#23).....2013
 Linares, Kristhiam (#30).....2009
 Lino, Gabriel (#5).....2017
 Littrell, Corey (#21, 40).....2016-17
 Llorens, Dixon (#11).....2014
 Lohse, Kyle (#28).....2009-10
 Longmire, Nick (#21).....2013
 Lucas, Josh (#31, 29, 40).....2015-16
 Lucena, Juan (#28, 26).....2007
 Luna, Aaron (#15, 10).....2009-11
 Lyman, Jeff (#39).....2011
 Lynn, Lance (#35, 41).....2009, '16
 Lyons, Tyler (#23, 33).....2012, '14, '17, '18

M

Maestres, Pete (#31).....2008
 Maiques, Kenneth (#40).....2009
 Maness, Seth (#27, 41).....2012, '16
 Martin, Brian (#22).....2006
 Martinez, Carlos (#16, 46, 3, 4).....2012-13, '18
 Martinez, Daiyn (#16).....2017
 Martinez, Jeremy (#40, 15, 8).....2017-18
 Martinez, Jose (#28).....2018
 Martini, Nick (#5, 47, 3, 26, 33, 21).....2014-17
 McCormick, Mark (#44).....2008
 McCoy, Mike (#3, 5).....2005-07
 McElroy Jr., C.J. (#4).....2016
 McGregor, Scott (#38, 18).....2010, 2012-13
 McGuire, Deck (#22).....2016
 McKinney, Ian (#40, 32, 16).....2016-18
 McKnight, Blake (#30, 33).....2016-17
 Mears, Chris (#36).....2005
 Meaux, Ryan (#22).....2007
 Medina, Yeison (#43).....2018

Meisner, Casey (#26).....2018
 Mejia, Alex (#19, 4, 7).....2014-17
 Melker, Adam (#26, 4).....2012-13
 Melling, Tyler (#35).....2015
 Mendoza, Evan (#35).....2018
 Mendoza, Hector (#35, 16).....2018
 Mercado, Oscar (#26).....2017
 Meyer, Matt (#40).....2010
 Miclat, Greg (#3).....2014
 Mieses, Johan (#15).....2018
 Mikrut, Jonathan (#26, 28).....2008
 Miles, Aaron (#12).....2010
 Miller, Shelby (#26).....2011
 Miller, Travis (#21).....2013
 Minges, Tyler (#26).....2005
 Miranda, Danny (#38).....2013-14
 Molina, Yadier (#4).....2014, '18
 Morales, Andrew (#34, 40, 30).....2015-18
 Mortensen, Clayton (#32).....2008
 Moss, Brandon (#22).....2016
 Motte, Jason (#36, 28, 18, 32).....2005-07
 Moylan, Dan (#12, 4).....2005-06
 Mulder, Mark (#36).....2008
 Mulligan, Casey (#22, 38).....2009-11
 Munoz, Yairo (#21).....2018
 Mura, Kyle (#36, 39).....2008-10

N

Nazario, Iden (#40, 39, 47).....2012, 2014-15
 Nelson, Dan (#36).....2008
 Nelson, Joe (#31).....2005
 Nielsen, Trey (#27).....2016-17
 Nieto, Arquimedes (#12, 11, 31).....2010-11
 Nogwoski, John (#47, 34).....2017-18
 Norrick, Tyler (#26, 29).....2009-10
 Nussbeck, Mark (#19).....2005

O

O'Keefe, Brian (#5).....2017
 O'Neill, Mike (#23, 7, 11, 4).....2012-15
 O'Reilly, Mike (#30).....2018
 Ohlman, Michael (#25, 7).....2015-16
 Ool, Kevin (#27, 30).....2005-07
 Ortega, Rafael (#5).....2014
 Ottavino, Adam (#30).....2008

P

Pagnozzi, Matt (#22, 19, 5).....2005, 2007-08
 Pals, Jordan (#41).....2005-06
 Parise, Pete (#16).....2009
 Parisi, Mike (#18).....2006
 Parker, Tyler (#32, 33, 11).....2005
 Pearce, Josh (#19).....2005
 Pearce, Matt (#16, 37, 12, 19, 40).....2016-18
 Pena, Brayan (#41, 44).....2016
 Peralta, Jhonny (#30).....2016
 Perdomo, Luis (#19).....2008
 Perez, Audry (#10, 5).....2011-13
 Perez, Chris (#35).....2007
 Perry, Chris (#33, 29, 34).....2013, 2015-16
 Peterson, Shane (#15).....2009
 Patrick, Zach (#32).....2013-14
 Petree, Nick (#40, 31).....2014-15
 Pham, Tommy (#44, 24, 4, 22, 27, 16).....2010-13, '16
 Pina, Leobaldo (#19).....2017

Pinder, Chase (#33).....2018
 Piscotty, Stephen (#12, 48).....2013, '17
 Polanco, Jhonny (#44).....2015
 Pomeranz, Stuart (#25).....2005-06
 Ponce de Leon, Daniel (#23).....2016
 Popkins, David (#16, 23).....2014
 Pressley, Josh (#39).....2006
 Pritchard, Neal (#32, 21, 3).....2012-13
 Pulsipher, Bill (#33).....2005
 Punto, Nick (#22).....2011

R

Rada, Jose (#36).....2011
 Radack, Collin (#19).....2016
 Rahmatulla, Tyler (#29).....2013
 Ramirez, Roel (#41).....2018
 Ramsey, James (#40, 3, 7, 23).....2013-14
 Rapoport, Jim (#7, 27).....2008-11
 Rasmus, Casey (#22).....2013
 Rasmus, Colby (#4).....2007
 Rauschenberger, Cory (#44).....2007-08, '11
 Rawson, Anthony (#27).....2005
 Reed, Jimmy (#3, 40).....2014-15, '17
 Reid, Chase (#35, 11).....2012
 Reifer, Adam (#26).....2010
 Reyes, Alex (#19, 26).....2015, '18
 Reyes, Arturo (#36).....2015
 Reyes, Robelny (#26).....2015
 Reynolds, Mikey (#23).....2016
 Richardson, Juan (#34).....2006-07
 Roache, Victor (#39).....2018
 Robinson, Bo (#24).....2005
 Robinson, Shane (#4, 27, 11).....2008, '11, '13
 Rodriguez, Jonathan (#28).....2014-16
 Rodriguez, Starlin (#22, 27, 26, 38, 18).....2013-15
 Romak, Jamie (#41).....2012
 Rondon, Jorge (#40, 57).....2011-12
 Rosario, Alberto (#23).....2015
 Rosario, Rainer (#29).....2012
 Rosenthal, Trevor (#44).....2012
 Rowland, Robby (#33, 22).....2015-16
 Rowlett, Casey (#11).....2007-08
 Rundles, Rich (#44).....2006
 Russ, Chris (#21, 31).....2006-07
 Russell, Zach (#19).....2013
 Rust, Evan (#39).....2005
 Ryan, Brendan (#44, 26).....2005-06, '08

S

Sadlowski, Kyle (#19).....2008
 Salas, Fernando (#38).....2008-09
 Samuel, Francisco (#19).....2009-11
 Sanchez, Danilo (#33).....2007
 Sanchez, Eduardo (#29, 27).....2009-11
 Santos, Ramon (#46).....2018
 Scalamandre, Rich (#44, 12).....2005-06
 Scherer, Matt (#41).....2007-08
 Schneider, Scott (#29, 16).....2011-12
 Schumacher, Cody (#32).....2015
 Schutzenhofer, Andy (#22).....2005
 Scruggs, Xavier (#39, 15).....2010, 2012-13
 Sedbrook, Colt (#11).....2009-10
 Seferina, Darren (#19, 8).....2017-18
 Sexton, Austin (#7).....2018
 Shaban, Ronnie (#15, 47).....2014-16



FRONT OFFICE

2019 CARDINALS

2018 REVIEW

HISTORY

MINOR LEAGUES

TEXAS LEAGUE

MISC.

All-Time Roster & Jersey Numbers

Shaffer, Jake (#31).....2012
 Sherriff, Ryan (#38, 37).....2013-15
 Shew, Anthony (#25).....2018
 Shorey, Mark (#40).....2007-08
 Siegrist, Kevin (#37, 35, 34, 44).....
2012-14
 Sierra, Magneuris (#29).....2017
 Sillman, Mike (#29).....2007
 Simpson, Jesse (#16, 39).....2011-12
 Smith, Curt (#29, 22, 18).....2009-10,
'14
 Sohn, Andrew (#26, 7, 21).....2015-16
 Solano, Donovan (#18, 11, 3).....
2008-09, '11
 Sosa, Edmundo (#28, 23).....2017-18
 Spitz, Thomas (#5, 19, 47).....2016-18
 Stanley, Cody (#40, 21).....2013-14
 Staton, Allen (#38).....2016
 Stavinoha, Nick (#33).....2006
 Stitt, Brian (#33).....2007
 Stocks, Nick (#30).....2005
 Stoppelman, Lee (#39, 48).....2013-15
 Sulbaran, J.C. (#15).....2016
 Swagerty, Jordan (#18, 41).....2011
'13, '15
 Swauger, Chris (#8, 28, 35, 40).....
2010-14

T

Tartamella, Travis (#38, 29, 12, 4, 27).....
2011-14
 Taveras, Oscar (#25).....2012
 Tejada, Ruben (#16, 39).....2016
 Tewes, Sam (#43).....2018
 Thomas, Chris (#33, 26, 31).....2014-16
 Thomas, Kevin (#35, 11).....2011-13
 Thomas, Lane (#4, 3).....2018
 Thompson, Nick (#22).....2016
 Thomson, Colton (#40).....2018
 Thon, Dickie Joe (#35).....2017
 Tilson, Charlie (#16, 8).....2014-15
 Todd, Jess (#27).....2008
 Trosclair, Stefan (#15).....2018
 Tuivailala, Sam (#44).....2014
 Turgeon, Casey (#3, 21).....2016-17

U

Urias, Ramon (#3, 28).....2018

V

Valera, Breyvic (#40, 32, 15).....2012,
2014-16
 Vance, Ross (#41).....2017
 Vander Weg, Scott (#25).....2008
 Van Slyke, A.J. (#18).....2008
 Vargas, Ildemaro (#47).....2014
 Vasquez, Niko (#7).....2011-12
 Velazco, Gerwuins (#43).....2014
 Voit, Luke (#18, 40).....2016, '18

W

Wacha, Michael (#39, 48, 22).....2012,
'14, '18
 Wainwright, Adam (#41, 36, 21).....
2008, '18
 Walden, Jordan (#41).....2015
 Wallace, Brett (#23, 25).....2008-09
 Wallace, Shane (#39).....2005
 Walsh, Colin (#5).....2013
 Walter, Johnny (#31, 39).....2016
 Walters, P.J. (#33).....2007-08
 Walton, Sam (#39).....2006
 Warner, Austin (#26).....2018

Washington, David (#30).....2015-16
 Washington, Rico (#8, 28, 11).....
2006-07
 Weaver, Luke (#3).....2016
 Webber, Nick (#39).....2007-08
 Wellemeyer, Todd (#35).....2007
 Westbrook, Jake (#35).....2013
 Whiting, Boone (#40, 21).....2012-13
 Wick, Rowan (#44, 35).....2016-17
 Wiley, Brett (#27).....2015
 Williams, Joe (#44).....2009
 Williams, Matt (#31, 7, 25, 38, 18, 27).....
2013-15
 Williams, Ronnie (#12).....2018
 Wilson, Jacob (#7, 4, 33).....2014-17
 Wisdom, Patrick (#35, 5).....2014-15
 Wittels, Garrett (#40).....2012
 Wong, Kolten (#4, 3).....2012, '17
 Woodford, Jake (#33).....2018
 Worrell, Mark (#27).....2006
 Wright, Justin (#43, 3, 31, 21, 27, 29).....
2012-16
 Wyatt, Heath (#33, 34, 32, 22).....2013,
2015-16

Y

Yarbrough, Brandon (#12).....2008
 Young, Andy (#43, 12).....2017-18

Z

Zawacki, Brett (#40, 28).....2011
 Zgardowski, Jason (#47).....2018
 Zimmerman, Bob (#35).....2008
 Zoccolillo, Pete (#19).....2005
 Zuercher, Zack (#22).....2007-08



MINOR LEAGUES



St. Louis Cardinals

Minor League Affiliates



Memphis Redbirds

Triple-A • Pacific Coast League
198 Union Avenue
Memphis, TN 38130
Phone: (901) 721-6000
Fax: (901) 328-1102
www.memphisredbirds.com


General Manager: Craig Unger
Field Manager: Ben Johnson
Pitching Coach: Dernier Orozco
Hitting Coach: Jobel Jimenez
Trainer: Dan Martin



Springfield Cardinals

Double-A • Texas League
955 East Trafficway Street
Springfield, MO 65802
Phone: (417) 863-0395
Fax: (417) 863-0388
www.springfieldcardinals.com

General Manager: Dan Reiter
Field Manager: Joe Kruzal
Pitching Coach: Darwin Marrero
Hitting Coach: Brandon Allen
Trainer: Chris Whitman



Palm Beach Cardinals

High-A • Florida State League
4751 Main Street
Jupiter, FL 33458
Phone: (561) 775-1818
Fax: (561) 691-6886
www.palmbeachcardinals.com

General Manager: Alex Inman
Field Manager: Dann Bilardello
Pitching Coach: Will Ohman
Hitting Coach: Tyger Pederson
Trainer: TBA



Peoria Chiefs

Low-A • Midwest League
730 SW Jefferson
Peoria, IL 61605
Phone: (309) 680-4000
Fax: (309) 680-4080
www.peoriachiefs.com

General Manager: Brendan Kelly
Field Manager: Erick Almonte
Pitching Coach: Cale Johnson
Hitting Coach: Russell Chambliss
Trainer: Chris Walsh



State College Spikes

Short-A • New York-Penn League
112 Medlar Field at Lubrano Park
University Park, PA 16802
Phone: (814) 272-1711
Fax: (814) 272-1718
www.statecollegespikes.com

General Manager: Scott Walker
Field Manager: Jose Leon
Pitching Coach: Adrian Martin
Hitting Coach: Cody Gabella
Trainer: Joey Olsiewicz



Johnson City Cardinals

Rookie • Appalachian League
111 Legion St.
Johnson City, TN 37601
Phone: (432) 461-4866
Fax: (423) 461-4864
www.jccardinals.com

General Manager: Zac Clark
Field Manager: Roberto Espinoza
Pitching Coach: Rick Harig
Hitting Coach: Brian Burgamy
Trainer: Alex Wolfinger



FRONT OFFICE
2019 CARDINALS
2018 REVIEW
HISTORY
MINOR LEAGUES
TEXAS LEAGUE
MISC.

Memphis Redbirds

Triple-A • Pacific Coast League

2018 Record: 83-57 **2018 Playoffs:** Beat Fresno (3-1) in PCL Championship
2018 Attendance: 340,476

2018 Individual Statistics

BATTERS	AVG	G	AB	R	H	2B	3B	HR	RBI	TB	BB	SO	SB	CS	OBP	SLG	OPS	SF	SAC	HBP	DP	E
Randy Arozarena	.232	89	267	42	62	16	0	5	28	93	28	59	17	5	.328	.348	.676	2	3	11	6	2
Steven Baron	.213	41	136	8	29	5	0	0	7	34	8	33	0	1	.262	.250	.512	0	0	1	5	2
Paul DeJong	.308	4	13	3	4	2	0	1	3	9	1	4	0	0	.333	.692	1.026	1	0	0	0	0
Tommy Edman	.318	17	66	13	21	0	1	1	5	26	8	11	3	0	.382	.394	.776	2	0	0	1	1
Adolis Garcia	.256	112	406	62	104	25	4	22	71	203	14	99	10	3	.281	.500	.781	5	1	2	5	9
Carson Kelly	.269	83	294	38	79	14	1	7	41	116	48	48	0	0	.378	.395	.773	2	0	5	9	5
Andrew Knizner	.315	17	54	3	17	5	0	0	4	22	4	8	0	0	.383	.407	.791	0	1	2	3	1
Jeremy Martinez	.235	6	17	3	4	2	0	0	2	6	1	1	0	0	.278	.353	.631	0	0	0	0	0
Alex Mejia	.273	108	322	39	88	4	1	4	35	106	19	54	6	3	.316	.329	.645	4	1	3	12	6
Oscar Mercado	.285	100	382	73	109	21	1	8	42	156	36	64	31	8	.351	.408	.759	3	2	4	7	5
Yairo Munoz	.287	26	94	11	27	3	1	3	13	41	5	18	1	0	.330	.436	.766	0	0	1	1	4
Tyler O'Neill	.311	64	238	61	74	9	2	26	63	165	29	68	3	1	.385	.693	1.078	4	0	2	3	3
Rangel Ravelo	.308	100	347	57	107	19	2	13	67	169	42	49	0	1	.392	.487	.879	2	0	7	9	1
Victor Roache	.143	5	7	0	1	0	0	0	1	1	0	1	0	0	.143	.143	.286	0	0	0	0	0
Max Schroock	.249	114	417	41	104	22	0	4	42	138	24	36	10	5	.296	.331	.627	8	1	7	3	10
Edmundo Sosa	.262	56	191	31	50	13	0	5	27	78	13	42	5	2	.321	.408	.729	1	0	4	6	5
Lane Thomas	.275	32	131	21	36	7	2	6	21	65	7	33	4	1	.321	.496	.818	0	0	2	2	1
Wilfredo Tovar	.297	108	360	41	107	15	1	5	47	139	24	42	11	5	.342	.386	.728	3	0	2	8	10
Ramon Urias	.261	46	142	20	37	9	0	5	17	61	6	29	0	0	.291	.430	.720	0	1	0	7	2
Luke Voit	.299	67	234	35	70	16	2	9	36	117	31	49	0	1	.391	.500	.891	1	0	5	5	5
Justin Williams	.217	21	69	8	15	3	0	3	11	27	5	17	0	1	.276	.391	.668	1	0	1	1	1
Patrick Wisdom	.288	107	371	65	107	24	1	15	61	178	43	112	11	2	.363	.480	.843	4	0	3	4	12
TOTALS	.269	140	4727	688	1272	238	19	142	650	1974	404	950	113	39	.332	.418	.750	43	33	63	97	92

PITCHERS	W	L	ERA	G	GS	CG	SHO	SV	SVO	IP	H	R	ER	HR	HB	BB	SO	BK	WP	DP	WHIP	AVG	HLD
Landon Beck	0	0	2.96	18	0	0	0	0	0	27.1	26	10	9	2	1	7	21	0	0	4	1.21	.252	3
Matt Bowman	0	1	4.30	18	0	0	0	1	2	23.0	23	13	11	2	0	8	30	0	2	1	1.35	.250	6
John Brebbia	2	0	4.61	11	0	0	0	2	2	13.2	16	7	7	3	0	4	24	0	1	0	1.46	.281	1
Genesis Cabrera	0	0	0.00	1	0	0	0	0	0	2.0	0	0	0	0	0	1	3	0	0	0	0.50	.000	0
Brett Cecil	0	0	0.00	5	0	0	0	0	0	5.0	3	0	0	0	0	1	2	1	0	0	0.80	.176	0
Chris Ellis	6	4	3.76	16	14	0	0	0	0	79.0	72	36	33	7	4	21	68	1	5	5	1.18	.244	0
Jack Flaherty	4	1	2.27	5	5	1	0	0	0	31.2	22	10	8	2	3	7	41	1	0	1	0.92	.190	0
Giovanny Gallegos	0	0	0.54	13	0	0	0	1	1	16.2	7	1	1	0	0	3	16	0	1	1	0.60	.130	2
John Gant	5	1	1.65	8	8	0	0	0	0	49.0	45	13	9	5	1	16	42	0	1	4	1.24	.243	0
Elniery Garcia	0	1	18.00	1	0	0	0	0	0	2.0	3	4	1	1	1	1	3	0	0	0	2.00	.333	0
Sean Gilmartin	4	2	4.66	24	6	0	0	0	0	46.1	48	26	24	6	0	16	33	0	1	4	1.38	.276	6
Austin Gomber	7	3	3.42	12	11	0	0	0	0	68.1	65	26	26	9	1	20	76	0	0	4	1.24	.247	0
Derian Gonzalez	0	0	5.91	8	0	0	0	1	0	10.2	13	7	7	0	0	4	12	0	1	1	1.59	.295	5
Conner Greene	0	2	3.66	29	0	0	0	0	2	39.1	33	21	16	2	4	31	26	0	6	11	1.63	.243	5
Luke Gregerson	1	0	0.00	2	0	0	0	0	0	2.0	2	1	0	0	0	0	3	0	0	1	1.00	.286	1
Preston Guilmet	0	0	0.93	21	0	0	0	11	12	29.0	9	4	3	3	0	5	35	0	1	2	0.48	.098	0
Ryan Helsley	2	1	3.71	5	5	0	0	0	0	26.2	18	14	11	2	0	9	34	0	1	0	1.01	.188	0
Kevin Herget	9	11	4.61	28	22	1	0	0	1	138.2	153	76	71	21	1	34	121	0	4	10	1.35	.284	3
Greg Holland	0	1	9.00	3	0	0	0	0	1	3.0	3	3	3	1	0	4	2	0	0	0	2.33	.250	1
Dakota Hudson	13	3	2.50	19	19	0	0	0	0	111.2	107	34	31	1	8	38	87	0	5	15	1.30	.254	0
Connor Jones	1	0	6.46	4	4	0	0	0	0	15.1	20	14	11	1	4	14	16	0	3	1	2.22	.317	0
Tommy Layne	2	1	1.35	27	0	0	0	3	3	26.2	21	9	4	0	4	4	34	2	0	1	0.94	.206	5
Dominic Leone	1	1	7.20	10	0	0	0	0	1	10.0	14	8	8	3	1	6	7	0	1	2	2.00	.333	0
Tyler Lyons	1	1	2.49	7	3	0	0	1	1	21.2	11	6	6	2	0	6	21	0	0	1	0.78	.149	1
Mike Mayers	0	0	0.00	5	0	0	0	3	3	7.2	5	0	0	0	0	4	8	0	0	0	1.17	.185	0
Hector Mendoza	1	2	7.25	17	0	0	0	0	1	22.1	25	20	18	5	3	14	14	0	0	2	1.75	.278	1
Andrew Morales	2	4	3.88	46	0	0	0	6	8	60.1	50	28	26	6	2	25	69	0	5	2	1.24	.221	7
Edward Mujica	3	2	3.68	48	0	0	0	13	16	51.1	58	32	21	7	0	6	35	0	0	5	1.25	.282	4
Mike O'Reilly	0	1	5.84	6	0	0	0	1	2	12.1	14	10	8	3	0	3	5	0	0	3	1.38	.292	0
Daniel Poncedeleon	9	4	2.24	19	18	1	1	0	0	96.1	69	37	24	4	6	50	110	0	3	6	1.24	.197	0
Arturo Reyes	2	2	6.68	23	0	0	0	0	0	33.2	47	26	25	5	1	17	35	0	0	0	1.90	.048	3
Alex Reyes	1	0	0.00	1	1	0	0	0	3	7.0	1	0	0	0	0	1	13	0	2	1	0.29	.331	0
Ryan Sherriff	0	1	6.75	5	0	0	0	0	0	4.0	6	3	3	1	1	1	4	0	0	1	1.75	.375	2
Sam Tuivailala	0	0	2.25	3	1	0	0	1	1	4.0	3	1	1	0	0	1	3	0	0	0	1.00	.231	0
Adam Wainwright	1	0	0.00	2	2	0	0	0	0	9.0	8	0	0	0	0	4	11	0	0	1	1.33	.250	0
Austin Warner	1	2	4.33	7	7	0	0	0	0	35.1	56	20	17	7	2	11	23	0	2	7	1.90	.371	0
Luke Weaver	0	0	4.50	1	1	0	0	0	0	4.0	3	2	2	1	0	0	7	0	0	0	0.75	.200	0
Tyler Webb	1	1	2.16	30	1	0	0	0	0	41.2	29	11	10	2	0	12	49	0	2	0	0.98	.143	8
Jake Woodford	5	5	4.50	12	12	0	0	0	0	64.0	64	37	32	5	4	27	45	0	1	2	1.42	.261	0
TOTALS	83	57	3.54	140	140	3	1	44	62	1229.2	1152	564	484	118	52	428	1160	5	46	101	1.28	.248	58



FRONT OFFICE

2019 CARDINALS

2018 REVIEW

HISTORY

MINOR LEAGUES

TEXAS LEAGUE

MISC.

Peoria Chiefs

Low-A • Midwest League

2018 Record: 39-31 2018 Playoffs: Lost to Bowling Green (3-1) in MID Championship
2018 Attendance: 138,927

2018 Individual Statistics

BATTERS	AVG	G	AB	R	H	2B	3B	HR	RBI	TB	BB	SO	SB	CS	OBP	SLG	OPS	SF	SAC	HBP	DP	E	
Rayder Ascanio	.246	66	236	27	58	6	0	4	18	76	19	36	3	5	.309	.322	.631	1	0	3	5	11	
Luken Baker	.288	37	139	16	40	9	0	3	15	58	16	31	0	0	.359	.417	.776	1	0	0	10	0	
Brandon Benson	.188	33	112	7	21	4	0	2	9	31	9	41	3	0	.248	.277	.525	0	0	0	2	1	
Taylor Bryant	.242	28	99	17	24	5	0	1	10	32	15	30	0	1	.364	.323	.688	0	2	4	6	3	
Dylan Carlson	.234	13	47	5	11	3	0	2	9	20	10	2	0	0	.368	.426	.794	0	0	0	3	0	
J.R. Davis	.278	76	270	32	75	14	2	4	27	105	11	40	5	3	.316	.389	.705	0	1	4	8	1	
Bryce Denton	.258	91	329	38	85	14	1	8	34	125	23	82	4	0	.310	.380	.690	1	1	2	5	3	
Nick Dunn	.167	14	48	3	8	0	0	0	3	8	1	9	0	1	.231	.167	.397	0	0	3	2	0	
Matt Fiedler	.258	38	132	14	34	5	2	4	20	55	11	25	5	0	.322	.417	.739	1	0	2	3	3	
Edwin Figuera	.304	20	69	11	21	0	0	1	5	24	3	14	4	2	.360	.348	.708	0	1	3	3	5	
Yariel Gonzalez	.311	107	395	51	123	23	1	11	64	181	31	58	3	1	.357	.458	.815	7	0	1	14	9	
Nolan Gorman	.202	25	94	8	19	3	0	6	16	40	10	39	0	2	.280	.426	.706	2	0	1	1	12	
Scott Hurst	.295	49	190	28	56	11	1	3	25	78	19	41	7	4	.361	.411	.772	4	0	3	4	2	
Zach Kirtley	.262	74	271	34	71	16	1	1	20	92	29	60	0	1	.349	.339	.688	0	0	7	5	3	
Irving Lopez	.273	77	289	46	79	20	1	4	26	113	31	54	2	2	.366	.391	.757	3	1	13	4	6	
Andres Luna	.250	17	60	7	15	2	0	0	4	17	2	15	3	4	.286	.283	.569	0	0	1	2	0	
Jonatan Machado	.185	23	92	8	17	4	0	0	8	21	3	15	3	2	.208	.228	.437	1	0	0	4	3	
Jose Martinez	.241	54	166	18	40	10	0	1	13	53	24	33	2	0	.333	.319	.653	4	2	1	9	1	
Eldhuris Montero	.322	103	382	68	123	28	3	15	69	202	33	81	2	0	.381	.529	.910	4	0	6	11	20	
Angel Moreno	.222	10	36	3	8	1	0	1	5	12	3	13	0	1	.300	.333	.633	0	0	1	0	1	
Wood Myers	.314	35	140	16	44	10	0	1	11	57	5	24	4	2	.342	.407	.750	0	0	1	3	8	
Dennis Ortega	.257	65	245	37	63	13	0	6	27	94	21	51	7	3	.313	.384	.697	2	2	0	3	12	
Nick Plummer	.205	104	336	54	69	15	3	8	30	114	67	131	10	7	.349	.339	.688	0	1	7	4	2	
Brandon Riley	.192	9	26	2	5	1	0	0	1	6	6	6	0	1	.344	.231	.575	0	0	0	0	0	
Julio Rodriguez	.258	76	291	26	75	15	2	8	47	118	13	60	0	0	.288	.405	.693	2	0	0	12	3	
Justin Toerner	.500	7	20	4	10	0	0	1	0	4	12	5	2	0	1	.600	.600	1.200	0	0	0	0	0
Alexis Wilson	.130	8	23	1	3	0	0	0	0	3	3	9	0	0	.231	.130	.361	0	0	0	1	1	
Kolten Wong	.000	1	3	0	0	0	0	0	0	0	1	0	0	0	.250	.000	.250	0	0	0	0	0	
Juan Yezpe	.415	25	94	20	39	10	2	1	20	56	10	14	4	1	.462	.596	1.058	2	0	0	3	1	
TOTALS	.267	139	4634	601	1236	242	20	95	540	1803	434	1024	73	44	.335	.389	.725	35	11	63	127	121	

PITCHERS	W	L	ERA	G	GS	CG	SHO	SV	SVO	IP	H	R	ER	HR	HB	BB	SO	BK	WP	DP	WHIP	AVG	HLD
Paul Balestrieri	7	5	4.99	18	16	1	1	0	0	88.1	101	57	49	6	11	33	64	0	10	17	1.52	.294	0
Fabian Blanco	2	1	4.33	44	0	0	0	8	12	54.0	50	29	26	1	4	26	54	2	5	4	1.41	.250	2
Robert Calvano	0	0	7.36	2	0	0	0	0	0	3.2	3	3	3	1	0	3	5	0	1	0	1.64	.250	0
Franel Casadilla	0	2	12.00	3	3	0	0	0	0	12.0	29	17	16	3	0	4	9	0	0	1	2.75	.468	0
Jesus Cruz	1	1	2.16	5	5	0	0	0	0	16.2	17	6	4	0	2	8	19	0	1	2	1.50	.266	0
Jake Dahlberg	4	3	2.87	7	7	1	1	0	0	47.0	48	16	15	1	0	9	33	0	2	4	1.21	.270	0
Patrick Dayton	0	0	0.78	20	0	0	0	2	2	34.2	27	6	3	0	3	11	51	1	2	0	1.10	.201	5
Bryan Dobzanski	5	3	2.89	29	0	0	0	4	5	43.2	39	19	14	3	3	12	46	0	5	5	1.17	.241	3
Alex Fagalde	6	3	1.63	13	12	0	0	0	0	77.1	56	17	14	6	3	17	77	0	1	5	0.94	.199	0
Matt Fiedler	0	0	0.00	1	0	0	0	0	0	1.0	0	0	0	0	0	1	0	0	0	0	1.00	.000	0
Noel Gonzalez	1	0	6.23	4	0	0	0	0	0	4.1	5	3	3	0	0	6	3	1	0	0	2.54	.294	0
Robbie Gordon	2	1	0.36	15	0	0	0	0	0	25.1	11	2	1	1	4	7	32	1	3	1	0.71	.131	4
Evan Guillory	6	5	4.01	13	13	0	0	0	0	76.1	88	39	34	8	0	21	62	0	4	7	1.43	.289	0
Kevin Hamann	0	2	10.61	6	0	0	0	0	1	9.1	15	12	11	1	1	11	9	0	1	2	2.79	.385	0
John Kilichowski	0	0	0.00	1	0	0	0	0	0	3.0	1	0	0	0	0	1	5	0	0	0	0.67	.100	0
Levi MaVorhis	3	0	6.57	19	1	0	0	1	1	37.0	46	30	27	4	1	11	25	1	1	0	1.54	.250	0
Cory Malcom	0	1	4.66	8	0	0	0	1	2	9.2	10	6	5	1	0	6	20	0	2	3	1.66	.309	2
Winston Nicasio	1	1	7.00	6	5	0	0	0	0	27.0	28	23	21	6	6	15	18	0	1	2	1.59	.269	0
Johan Oviedo	10	10	4.22	25	23	0	0	1	1	121.2	108	63	57	6	3	79	118	0	11	7	1.54	.238	0
Zach Prendergast	7	4	3.08	27	10	0	0	1	2	79.0	78	33	27	7	2	15	80	2	4	7	1.18	.253	5
Alex Reyes	1	0	0.00	1	1	0	0	0	0	5.0	1	0	0	0	0	2	12	0	0	0	0.60	.063	0
Angel Rondon	3	2	2.90	10	10	0	0	0	0	59.0	49	29	19	7	4	17	57	2	4	3	1.12	.220	0
C.J. Saylor	0	2	4.29	35	0	0	0	3	3	50.1	47	26	24	6	6	29	76	0	4	2	1.15	.245	4
Alvaro Seijas	5	8	4.52	25	22	0	0	1	1	129.1	149	72	65	14	9	61	84	1	12	17	1.62	.301	0
Thomas St. Clair	2	5	3.72	30	1	0	0	5	5	46.0	29	25	19	2	8	27	54	0	4	6	1.22	.185	3
Andrew Summerville	2	0	0.68	8	0	0	0	0	0	13.1	4	1	1	0	3	15	20	0	5	0	1.43	.095	0
Jake Walsh	2	1	3.12	8	8	0	0	0	0	43.1	30	15	15	4	1	15	47	0	1	3	1.04	.192	0
Kodi Whitley	4	2	2.51	41	2	0	0	9	11	71.2	67	25	20	2	2	26	68	0	3	8	1.30	.248	3
Ben Yokley	2	1	3.86	15	0	0	0	0	1	21.0	11	9	9	1	0	13	20	0	3	2	1.14	.157	1
TOTALS	76	63	3.73	139	139	2	2	36	47	1210.0	1147	583	502	91	76	501	1168	11	90	108	1.36	.251	32



State College Spikes

Short-A • New-York Penn League

2018 Record: 36-40 2018 Playoffs: Missed

2018 Attendance: 87,507



2018 Individual Statistics

BATTERS	AVG	G	AB	R	H	2B	3B	HR	RBI	TB	BB	SO	SB	CS	OBP	SLG	OPS	SF	SAC	HBP	DP	E
Brandon Benson	.233	13	43	6	10	2	1	0	4	14	4	8	3	1	.298	.326	.623	0	0	0	1	0
Imeldo Diaz	.174	41	138	9	24	4	0	1	3	31	2	14	0	0	.197	.225	.422	0	2	2	5	6
Brendan Donovan	.188	4	16	2	3	1	1	0	2	6	1	7	0	0	.222	.375	.597	1	0	0	0	0
Matt Duce	.143	28	77	8	11	5	0	0	2	16	13	20	0	0	.275	.208	.483	0	3	1	1	2
Nick Dunn	.274	51	201	34	55	14	2	3	32	82	22	21	3	3	.351	.408	.759	2	1	3	2	5
Stanley Espinal	.286	64	241	34	69	9	4	8	41	110	19	47	1	1	.349	.456	.806	3	0	6	9	8
Edwin Figuera	.285	62	246	33	70	8	4	0	18	86	8	52	15	3	.356	.350	.706	1	4	20	3	19
Joe Gomez	.258	13	31	4	8	1	0	0	5	9	5	17	0	0	.390	.290	.681	2	1	3	1	1
Cameron Knight	.212	22	66	6	14	1	0	0	3	15	8	20	0	0	.333	.227	.561	0	2	4	3	0
Andres Luna	.300	16	40	9	12	2	0	1	5	17	2	13	2	0	.364	.425	.789	0	0	2	0	0
Jonatan Machado	.048	10	42	2	2	0	0	0	2	2	3	15	0	0	.109	.048	.156	1	0	0	3	0
Wood Myers	.348	12	46	7	16	4	0	0	4	20	4	7	2	0	.400	.435	.835	0	0	0	2	0
Lars Nootbaar	.227	56	198	14	45	5	0	2	26	56	22	43	2	2	.309	.283	.592	1	0	2	1	3
Delvin Perez	.213	64	239	22	51	5	3	1	21	65	28	54	8	6	.301	.272	.573	0	0	2	2	13
Walker Robbins	.153	36	118	7	18	4	0	0	1	22	9	38	0	0	.213	.186	.399	0	0	0	2	2
Justin Toerner	.292	50	171	26	50	5	1	1	10	60	24	34	11	2	.390	.351	.741	1	2	4	6	1
Brady Whalen	.209	65	220	26	46	13	1	6	37	79	38	56	1	0	.341	.359	.700	2	1	7	0	5
Alexis Wilson	.220	27	82	9	18	6	1	0	5	26	18	17	0	0	.366	.317	.683	0	0	1	3	4
Kevin Woodall	.164	18	67	3	11	7	0	0	8	18	9	19	1	1	.273	.269	.541	0	0	1	0	3
Wadye Ynfante	.213	70	253	33	54	15	1	4	25	83	21	101	10	5	.301	.328	.629	1	0	11	1	4
TOTALS	.232	76	2535	294	587	111	19	27	254	817	260	603	59	24	.318	.322	.640	15	16	69	45	87

PITCHERS	W	L	ERA	G	GS	CG	SHO	SV	SVO	IP	H	R	ER	HR	HB	BB	SO	BK	WP	DP	WHIP	AVG	HLD
Michael Baird	2	2	1.61	12	4	0	0	1	1	44.2	28	9	8	4	2	5	44	0	2	1	0.74	.179	0
Franyel Casadilla	4	3	3.84	12	9	0	0	1	1	61.0	46	29	26	8	5	17	43	0	0	3	1.03	.203	0
Will Changarotty	1	1	3.38	20	0	0	0	0	1	26.2	20	13	10	1	2	7	21	0	0	1	1.01	.206	6
Diego Cordero	2	5	4.70	10	10	0	0	0	0	61.1	73	33	32	3	2	12	33	6	1	5	1.39	.299	0
Jake Dahlberg	1	2	2.15	9	8	0	0	0	0	50.1	45	13	12	1	0	10	44	0	1	6	1.09	.245	0
Patrick Dayton	0	0	13.50	2	0	0	0	0	0	2.2	6	4	4	0	0	1	3	0	0	0	2.63	.429	0
Gabe Gentner	2	2	6.00	16	0	0	0	1	1	21.0	23	15	14	1	2	17	27	0	5	0	1.90	.280	0
Edgar Gonzalez	1	1	4.99	20	1	0	0	2	2	30.2	40	17	17	0	0	10	31	1	4	1	1.63	.313	4
Kevin Hamann	1	1	1.95	25	0	0	0	10	10	32.1	25	10	7	0	1	19	21	0	0	6	1.36	.221	0
Chris Holba	3	3	5.05	12	10	0	0	0	1	46.1	52	33	26	3	6	11	39	0	0	2	1.36	.272	0
Eli Kraus	3	2	3.15	13	6	0	0	1	1	40.0	34	14	14	2	4	9	34	0	1	2	1.08	.231	1
Cory Malcom	3	0	4.91	19	0	0	0	5	6	22.0	20	13	12	1	1	10	25	0	3	1	1.36	.230	1
Troy Montemayor	3	1	5.46	20	0	0	0	1	3	28.0	39	22	17	0	0	9	22	0	0	2	1.71	.325	0
Winston Nicacio	3	2	3.24	16	5	0	0	1	2	41.2	32	19	15	1	2	22	42	0	4	1	1.30	.206	0
Walker Robbins	0	0	0.00	2	0	0	0	0	0	0.2	1	0	0	0	0	1	1	0	0	0	3.00	.333	0
Angel Rondin	0	4	3.72	5	5	0	0	0	0	29.0	29	12	12	3	2	7	23	1	0	0	1.24	.264	0
Jacob Schlesener	2	6	4.47	17	10	0	0	0	1	52.1	49	28	26	1	5	28	69	0	13	3	1.47	.249	1
Brett Seeburger	0	0	10.80	2	0	0	0	0	1	1.2	3	3	2	0	0	2	1	0	0	0	3.00	.333	0
Hector Villalobos	2	2	3.16	14	0	0	0	1	2	25.2	27	14	9	1	2	8	26	2	3	2	1.36	.267	3
Jim Voyles	3	3	2.70	12	8	0	0	0	0	50.0	40	17	15	5	0	11	35	0	1	4	1.02	.222	1
TOTALS	36	40	3.75	76	76	0	0	24	33	668.0	632	318	278	35	36	216	584	10	38	40	1.27	.248	17



Johnson City Cardinals

Rookie • Appalachian League

2018 Record: 31-37 2018 Playoffs: Missed

2018 Attendance: 36,809



2018 Individual Statistics

BATTERS	AVG	G	AB	R	H	2B	3B	HR	RBI	TB	BB	SO	SB	CS	OBP	SLG	OPS	SF	SAC	HBP	DP	E
Moises Castillo	.253	49	170	25	43	5	0	4	13	60	18	38	3	1	.328	.353	.681	2	1	2	6	10
Leandro Cedeno	.336	59	223	47	75	13	1	14	47	132	22	69	2	1	.419	.592	1.011	2	0	11	11	6
Luis Flores	.252	45	143	23	36	10	1	1	11	51	11	34	4	4	.301	.357	.658	2	1	0	2	7
Dariel Gomez	.270	49	152	26	41	8	1	6	36	69	28	43	1	0	.389	.454	.843	2	0	3	2	5
Nolan Gorman	.350	38	143	41	50	10	1	11	28	95	24	37	1	3	.443	.664	1.107	0	0	0	0	9
Zach Jackson	.239	44	155	15	37	13	0	3	24	59	26	63	1	1	.348	.381	.728	2	0	1	2	4
Jonatan Machado	.292	49	192	30	56	10	0	2	21	72	17	41	9	5	.355	.375	.730	2	0	3	1	1
Michael Perri	.267	57	202	35	54	14	3	4	19	86	11	21	7	0	.321	.426	.747	0	1	5	6	10
Brandon Purcell	.300	3	10	1	3	0	0	0	1	3	3	1	0	0	.462	.300	.762	0	0	0	0	1
Brandon Riley	.294	37	126	22	37	4	0	2	12	47	35	21	1	5	.442	.373	.815	2	1	0	3	0
Sanel Rosendo	.257	25	70	11	18	3	1	1	9	26	15	13	1	0	.411	.371	.783	1	0	4	1	3
Liam Sabino	.339	19	62	11	21	6	1	3	11	38	9	15	1	2	.431	.613	1.043	0	0	1	1	0
Brian Sanchez	.173	24	81	10	14	2	1	2	11	24	4	25	1	1	.207	.296	.503	2	0	0	3	4
Benito Santiago	.182	20	66	7	12	3	0	3	11	24	4	28	2	0	.239	.364	.603	0	0	1	0	0
Carlos Soto	.276	29	98	14	27	7	0	2	23	40	16	26	0	1	.375	.408	.783	4	0	2	2	3
Andrew Warner	.214	21	70	17	15	1	0	3	11	25	15	21	1	0	.382	.357	.739	0	0	4	2	1
Donivan Williams	.246	55	199	36	49	8	1	5	30	74	25	71	7	3	.339	.372	.711	2	0	4	8	9
Kevin Woodall	.286	30	112	23	32	9	0	9	25	68	15	31	0	0	.377	.607	.984	1	0	2	5	3
TOTALS	.273	68	2274	394	620	126	11	75	343	993	298	598	42	27	.364	.437	.801	24	4	43	55	89

PITCHERS	W	L	ERA	G	GS	CG	SHO	SV	SVO	IP	H	R	ER	HR	HB	BB	SO	BK	WP	DP	WHIP	AVG	HLD
Cole Aker	3	2	4.36	7	6	0	0	0	0	33.0	30	22	16	0	4	16	33	1	4	6	1.39	.242	0
Juan Alvarez	3	2	8.46	17	0	0	0	0	1	27.2	41	29	26	7	2	11	21	0	4	3	1.88	.339	0
Michael Brettell	1	3	8.78	17	4	0	0	1	2	27.2	44	28	27	4	4	9	29	0	7	1	1.92	.364	3
Noel De Jesus	2	1	8.10	6	6	1	0	0	0	26.2	37	29	24	2	2	12	16	0	6	3	1.84	.336	0
Oneiver Diaz	0	1	9.12	9	4	0	0	0	1	24.2	46	31	25	7	3	12	20	1	2	4	2.35	.397	0
Junior Gonzalez	0	3	10.25	16	1	0	0	0	0	26.1	49	32	30	5	3	11	18	2	5	5	2.28	.402	2
Chris Hunt	0	1	7.45	2	2	0	0	0	0	9.2	15	9	8	1	0	1	8	0	1	0	1.66	.333	0
Parker Kelly	4	3	3.81	20	0	0	0	3	5	28.1	27	13	12	1	0	7	20	1	1	1	1.20	.255	1
Kyle Leahy	4	3	5.52	13	10	0	0	2	2	58.2	88	48	36	7	2	11	45	0	3	5	1.69	.345	0
David Oca	2	6	4.58	18	2	0	0	0	3	39.1	51	29	20	2	0	13	51	0	9	2	1.63	.309	0
Tommy Parsons	5	1	3.00	13	9	1	1	1	2	57.0	59	23	19	7	0	10	43	0	2	3	1.21	.268	0
Enrique Perez	0	2	4.67	19	0	0	0	0	0	27.0	24	18	14	2	5	14	29	0	3	3	1.41	.238	3
Edwar Ramirez	1	1	10.91	6	2	0	0	0	0	15.2	28	20	19	2	1	9	10	1	0	4	2.36	.418	1
Sanel Rosendo	0	0	0.00	1	0	0	0	0	0	0.1	1	0	0	0	0	0	0	0	3	0	3.00	.500	0
Colin Schmid	2	2	5.44	13	8	0	0	1	1	48.0	49	33	29	4	3	16	36	0	4	5	1.35	.265	0
Evan Sisk	0	0	1.76	20	1	0	0	5	5	30.2	23	6	6	1	1	12	35	0	1	4	1.14	.211	4
Jacob Sylvester	2	2	6.20	17	0	0	0	0	0	24.2	33	19	17	3	2	9	24	0	3	3	1.70	.306	1
Hector Villalobos	0	1	7.88	3	2	0	0	0	1	8.0	13	8	7	1	1	2	7	0	2	0	1.88	.351	0
Dionis Zamora	2	3	3.86	12	11	0	0	0	0	60.2	64	33	26	12	3	20	57	0	6	4	1.38	.268	0
TOTALS	31	37	5.61	68	68	2	1	13	23	574.0	722	430	358	68	36	195	502	6	66	56	1.60	.307	15

FRONT OFFICE

2019 CARDINALS

2018 REVIEW

HISTORY

MINOR LEAGUES

TEXAS LEAGUE

MISC.



TEXAS LEAGUE



Texas League

Opponents & Media Contacts

Texas League Office

505 Main St., Suite 250
Fort Worth, Texas 76102
Office Phone: (682) 316-4100
President: Tom Kayser
office@texasleague.com



NORTH

Springfield Cardinals

955 E. Trafficway St.
Springfield, Mo. 65802
Office Phone: (417) 863-0395
Fax: (417) 863-0388
Media Contact: Matt Turer
mturer@cardinals.com



Arkansas Travelers

P.O. Box 55066
Little Rock, Ark. 72215
Office Phone: (501) 664-1555
Fax: (501) 664-1834
Media Contact: Steven Davis
steven@travs.com



NW Arkansas Naturals

P.O. Box 6817
Springdale, Ark. 72766
Office Phone: (479) 927-4900
Fax: (479) 756-8088
Media Contact: Benjamin Kelly
benjamin@naturals.com



Tulsa Drillers

4802 East 15th St.
Tulsa, Okla. 74112
Office Phone: (918) 744-5998
Fax: (918) 747-3267
Media Contact: Brian Carroll
brian@tulsadrillers.com



SOUTH

Amarillo Sod Poodles

821 South Johnson Street
Amarillo, Texas 79101
Office Phone: (806) 803-7762
Fax: N/A
Media Contact: Shane Philipps
shanep@sodpoodles.com



Corpus Christi Hooks

734 E. Port Ave.
Corpus Christi, Texas 78401
Office Phone: (361) 561-4665
Fax: (361) 561-4666
Media Contact: Michael Coffin
mcoffin@cchooks.com



Frisco RoughRiders

7300 RoughRiders Trail
Frisco, Texas 75034
Office Phone: (972) 334-1925
Fax: (972) 334-1959
Media Contact: Ryan Rouillard
rrouillard@ridersbaseball.com



Midland RockHounds

5514 N. Champions Dr.
Midland, Texas 79706
Office Phone: (432) 520-2255
Fax: (432) 520-8326
Media Contact: Bob Hards
hardshello@aol.com



2019 Important Dates

Opening Day	April 4
Cardinals Home Opener.....	April 11
All-Star Game (Tulsa)	June 25
End of First Half	June 17
Start of Second Half	June 18
End of Second Half.....	September 2
Division Championship Series.....	Sept 4-8
Texas League Championship Series	Sept 10-16



FRONT OFFICE

2019 CARDINALS

2018 REVIEW

HISTORY

MINOR LEAGUES

TEXAS LEAGUE

MISC.

Arkansas Travelers

Seattle Mariners (2017)



Dickey-Stephens Park
P.O. Box 55066
Little Rock, Ar. 72215
Capacity: 7,500
Opened: 2007

Office Phone: (501) 664-1555
Fax: (501) 664-1834
Email: travs@travs.com
Website: www.travs.com

Visiting Club Hotel
Crowne Plaza
201 S. Shakelford Rd.
Little Rock, Ar. 72211
(501) 223-3000

General Manager.....Paul Allen
Manager.....Mitch Canham
222-198 (3 seasons)
1st season with Travelers
Pitching Coach.....Pete Woodworth
Hitting Coach.....Kyle Wilson
Trainer.....B.J. Downie
Media Contact.....Steven Davis
Radio Announcer.....Steven Davis
Station.....KARN - 920 AM

2019 Schedule

DATES	SITE	TIMES
May 13-15	SPR	6:30, 6:30, 11:10
May 23-26	ARK	7:10, 7:10, 6:10, 2:10
July 4-7	ARK	5:30, 7:10, 6:10, 6:10
July 11-14	SPR	7:10, 7:10, 6:10, 6:10
August 1-4	ARK	7:10, 7:10, 6:10, 6:10
August 8-11	SPR	7:10, 7:10, 6:10, 6:10
August 16-18	SPR	7:10, 6:10, 4:10

2018 Recap (10-22 Overall; 6-10 Home; 4-12 Road)

DATE	H/A	SCORE	W-L	WINNER	LOSER	DATE	H/A	SCORE	W-L	WINNER	LOSER
4/19	A	6-4	W	Greene	Perakslis	6/21	H	3-7	L	Perakslis	McKinney
4/20	A	7-10	L	Tenuta	Santos	6/22	H	3-2	W	Evans	McKay
4/22	A	3-9	L	Moore	Woodford	6/23	H	5-7	L	Bonnell	Thomson
4/27	H	6-2	W	O'Reilly	Bannister	6/24	H	5-6	L	Perakslis	Warner
4/28	H	6-1	W	Woodford	Moore	7/11	A	2-3	L	Bannister	Shew
4/29	H	4-12	L	De Jong	Williams	7/12	A	5-6	L	Herrmann	Warner
4/30	H	8-4	W	McKinney	Herrmann	7/13	A	2-7	L	De Jong	Garcia
5/10	A	6-9	L	Festa	Mendoza	7/14	A	4-8	L	Walker	Latcham
5/11	A	1-2	L	De Jong	Helsley	7/19	A	4-10	L	Perez	Beck
5/11	A	3-4	L	Perakslis	Beck	7/20	A	3-5	L	Misiewicz	Jones
5/12	A	6-2	W	Greene	Jiminian	7/21	A	13-7	W	Sexton	Bannister
5/13	A	0-1	L	Bannister	Woodford	7/22	A	4-0	W	Shew	Goudeau
6/13	H	4-3	W	Shew	Bannister	8/28	H	3-9	L	Mazza	Wacha
6/14	H	1-5	L	Jiminian	Pearce	8/29	H	5-7	L	Goudeau	Kruczynski
6/15	H	1-3	L	Perez	Holland	8/30	H	6-3	W	Cabrera	Whalen
6/16	H	4-6	L	Povse	O'Reilly	8/31	H	3-5	L	Walker	Beck

Series Facts

Longest Cardinals Winning Streak: 8 (twice), last: July 20-September 1, 2015
Longest Travelers Winning Streak: 10, June 22-August 26, 2014
Last Cardinals Series Sweep at Springfield: August 6-9, 2015 (4 games)
Last Cardinals Series Sweep at Arkansas: July 31-August 2, 2012 (3 games)
Last Travelers Series Sweep at Springfield: July 31-August 3, 2014 (4 games)
Last Travelers Series Sweep at Arkansas: July 11-14, 2018 (4 games)
Most Runs in a Game by Springfield: 20, June 10, 2012 (20-3)
Most Runs in a Game by Arkansas: 18, September 4, 2005 (18-9)
Widest Margin of Victory by Springfield: 17, June 17, 2017 (18-1)
Widest Margin of Victory by Arkansas: 15, August 5, 2005 (15-0)
Highest Attendance at Springfield: 9,716, July 15, 2013
Highest Attendance at Arkansas: 10,258, May 11, 2009

Year-By-Year

YEAR	HOME	ROAD	TOTALS
2005	7-7	5-9	12-16
2006	9-5	9-5	18-10
2007	8-6	9-5	17-11
2008	11-3	6-8	17-11
2009	8-6	6-8	14-14
2010	10-4	7-7	17-11
2011	6-8	7-7	13-15
2012	9-5	8-6	17-11
2013	8-8	7-9	15-17
2014	8-8	6-10	14-18
2015	9-7	10-6	19-13
2016	8-8	8-8	16-16
2017	9-7	10-6	19-13
2018	6-10	4-12	10-22
TOTALS	116-92	102-106	218-198



NW Arkansas Naturals

Kansas City Royals (2008)



Arvest Ballpark
 300 Gene George Blvd.
 Springdale, Ark.
 Capacity: 6,500
 Opened: 2008

Office: (479) 927-4900
Fax: (479) 756-8088
Email: naturals@nwanaturals.com
Website: www.nwanaturals.com

Visiting Club Hotel
 Hampton Inn
 1700 S. 48th
 Springdale, Ark. 72762
 (479) 756-3500

General Manager.....Justin Cole
 Manager.....Darryl Kennedy

959-874 (21 seasons)
 1st season with Naturals

Pitching Coach.....Doug Henry
 Hitting Coach.....Nelson Liriano
 Trainer.....Justin Kemp
 Media Contact.....Benjamin Kelly
 Radio Announcer.....Benjamin Kelly
 Station.....KQSM 92.1 FM

2019 Schedule

DATES	SITE	TIMES
April 4-7	NWA	6:35, 7:05, 6:05, 2:05
April 11-14	SPR	7:10, 7:10, 2:10, 2:10
April 18-20	NWA	7:05, 7:05, 6:05
May 9-12	SPR	7:10, 7:10, 6:10, 4:10
May 16-19	NWA	7:05, 7:15, 6:05, 2:05
May 31-June 2	SPR	7:10, 6:10, 6:10
June 6-9	NWA	4:05, 7:05, 6:05, 2:05
June 27-30	SPR	7:10, 7:10, 6:10, 6:10

2018 Recap (16-16 Overall; 11-5 Home; 5-11 Road)

DATE	H/A	SCORE	W-L	WINNER	LOSER	DATE	H/A	SCORE	W-L	WP	LP
4/23	H	6-5	W	Ellis	Griffin	7/15	H	7-1	W	O'Reilly	Beeler
4/24	H	3-1	W	Helsley	Lovvorn	7/16	H	10-6	W	Mendoza	Brickhouse
4/25	H	4-3	W	Williams	Terrero	7/17	H	3-2	W	Garcia	Terrero
5/1	A	2-4	L	Blewett	Greene	7/18	H	10-6	W	Warner	Blewett
5/2	A	7-2	W	O'Reilly	Ogando	7/26	H	4-7	L	Vines	O'Reilly
5/3	A	2-9	L	Sparkmann	Woodford	7/27	H	0-10	L	Ogando	Shew
5/4	A	9-1	W	Ellis	Griffin	7/28	H	7-6	W	Gonzalez	Brickhouse
5/18	H	2-4	L	Ogando	Woodford	7/29	H	5-4	W	Elledge	Castillo
5/19	H	1-0	W	Reyes	Machado	8/2	A	1-9	L	Ogando	Pearce
5/20	H	3-6	L	Sheller	Jones	8/3	A	3-6	L	Blewett	Meisner
5/20	H	1-4	L	Kalish	Evans	8/4	A	0-1	L	Griffin	Kruczynski
5/21	H	9-7	W	McKinney	Marte	8/5	A	4-5	L	Sheller	Mendoza
6/5	A	12-5	W	Woodford	Sheller	8/21	A	1-4	L	Ogando	Pearce
6/6	A	6-8	L	Marte	Evans	8/22	A	2-3	L	Marte	Jones
6/7	A	5-3	W	Ellis	Terrero	8/23	A	4-3	W	Elledge	Sheller
6/8	A	6-7	L	Blewett	Shew	8/24	A	3-9	L	Griffin	Cabrera

Series Facts

Longest Cardinals Winning Streak: 9, July 12-27, 2012
Longest Naturals Winning Streak: 7, May 6-June 18, 2011
Last Cardinals Series Sweep at Springfield: July 15-18, 2018 (4 games)
Last Cardinals Series Sweep at NW Arkansas: August 19-22, 2014 (4 games)
Last Naturals Series Sweep at Springfield: July 24-27, 2009 (4 games)
Last Naturals Series Sweep at NW Arkansas: August 2-5, 2018 (4 games)
Most Runs in a Game by Springfield: 16, May 6, 2010 (16-8)
Most Runs in a Game by NW Arkansas: 21, August 20, 2013 (21-6)
Widest Margin of Victory by Springfield: 15, July 18, 2006 (16-1, vs. Wichita)
Widest Margin of Victory by NW Arkansas: 15, August 20, 2013 (21-6)
Highest Attendance at Springfield: 10,139, July 1, 2006
Highest Attendance at NW Arkansas: 10,258, May 11, 2009

Year-By-Year

YEAR	HOME	ROAD	TOTALS
2005*	6-8	7-7	13-15
2006*	6-8	3-11	9-19
2007*	8-8	9-7	17-15
2008	8-8	5-11	13-19
2009	7-9	7-9	14-18
2010	9-8	7-8	16-16
2011	7-9	7-9	14-18
2012	13-3	5-11	18-14
2013	8-8	7-9	15-17
2014	8-8	9-7	17-15
2015	9-7	3-13	12-20
2016	11-5	7-9	18-14
2017	13-3	7-9	20-12
2018	11-5	5-11	16-16
TOTALS	124-97	88-131	212-228
vs. WCH*	20-24	19-25	39-49
vs. NWA	94-73	69-106	163-179

*Wichita Wranglers (2005-07)



FRONT OFFICE

2019 CARDINALS

2018 REVIEW

HISTORY

MINOR LEAGUES

TEXAS LEAGUE

MISC.

Tulsa Drillers

Los Angeles Dodgers (2015)



ONEOK Field
201 N. Elgin St.
Tulsa, Okla. 74120
Capacity: 8,000
Opened: 2010

Office: (918) 744-5998
Fax: (918) 747-3267
Email: mail@tulsadrillers.com
Website: www.tulsadrillers.com

Visiting Club Hotel
Hyatt Regency
100 E. 2nd St.
Tulsa, Okla. 74103
(918) 582-9000

General Manager.....Mike Melega
Manager.....Scott Hennessey

101-78 (3 seasons)
Pitching Coach.....Dave Borkowski
Hitting Coach.....Adam Melhuse
Trainer.....Kalie Swain
Media Contact.....Brian Carroll
Radio Announcer.....Dennis Higgins
Station.....KTBB-1430 AM

2019 Schedule

DATES	SITE	TIMES
April 8-10	TUL	11:05, 7:05, 12:05
April 15-17	SPR	6:30, 11:10, 11:10
May 20-22	SPR	6:30, 6:30, 11:10
May 28-30	SPR	6:30, 6:30, 7:10
June 3-5	TUL	7:05, 7:05, 12:05
July 1-3	SPR	6:30, 6:30, 6:10
July 8-10	TUL	7:05, 7:05, 7:05
August 5-7	TUL	7:05, 7:05, 7:05
August 12-15	TUL	7:05, 7:05, 7:05, 7:05

2018 Recap (14-14 Overall; 6-9 Home; 8-5 Road)

DATE	H/A	SCORE	W-L	WINNER	LOSER	DATE	H/A	SCORE	W-L	WP	LP
5/5	H	15-5	W	Helsley	Alvarez	6/19	A	1-5	L	Sopko	Evans
5/6	H	8-6	W	Mendoza	Duncan	6/20	A	1-7	L	Smeltzer	Woodford
5/7	H	6-2	W	Wainwright	Smeltzer	7/23	A	8-0	W	Warner	Sopko
5/8	H	3-5	L	Baker	Evans	7/24	A	16-5	W	Sexton	Curry
5/14	A	8-9	L	Istler	Santos	7/25	A	5-2	W	Gonzalez	Istler
5/15	A	7-8	L	Copping	Medina	7/30	H	6-3	W	Kruczynski	Lobstein
5/16	A	2-1	W	Helsley	Bawcom	7/31	H	6-7	L	Gonsolin	O'Reilly
5/17	A	8-5	W	Greene	White	8/1	H	5-4	W	Gonzalez	Istler
6/9	H	2-6	L	Sopko	Pearce	8/25	A	0-5	L	Gonsolin	Shew
6/10	H	3-5	L	Smeltzer	Woodford	8/26	A	7-4	W	Elledge	Spitzbarth
6/11	H	3-6	L	Bawcom	O'Reilly	8/27	A	5-3	W	Meisner	May
6/12	H	3-1	W	Jones	White	9/1	H	3-5	L	May	Pearce
6/17	A	6-7	L	Somsen	McKinney	9/2	H	1-7	L	Hamilton	Meisner
6/18	A	3-2	W	Shew	Istler	9/3	H	2-6	L	White	Kruczynski

Series Facts

Longest Cardinals Winning Streak: 6, May 19-June 20, 2008
Longest Drillers Winning Streak: 6 (twice), last: May 17-June 13, 2017
Last Cardinals Series Sweep at Springfield: August 1-3, 2016 (3 games)
Last Cardinals Series Sweep at Tulsa: July 23-25, 2018 (3 games)
Last Drillers Series Sweep at Springfield: September 1-3, 2018 (3 games)
Last Drillers Series Sweep at Tulsa: July 31-August 2, 2017 (3 games)
Most Runs in a Game by Springfield: 20, April 4, 2008 (20-5)
Most Runs in a Game by Tulsa: 15, May 6, 2013 (15-4)
Widest Margin of Victory by Springfield: 15, April 4, 2008 (20-5)
Widest Margin of Victory by Tulsa: 11 (twice), last: July 31, 2017 (12-1)
Highest Attendance at Springfield: 9,799, August 31, 2013
Highest Attendance at Tulsa: 8,707, June 8, 2012

Year-By-Year

YEAR	HOME	ROAD	TOTALS
2005	6-8	7-7	13-15
2006	6-8	3-11	9-19
2007	8-8	9-7	17-15
2008	8-8	13-3	21-11
2009	11-5	6-10	17-15
2010	8-8	8-8	16-16
2011	6-10	8-8	14-18
2012	7-8	8-8	15-16
2013	7-5	6-8	13-13
2014	6-8	8-6	14-14
2015	4-10	8-6	12-16
2016	9-5	9-5	18-10
2017	6-8	3-11	9-19
2018	6-9	8-5	14-14
TOTALS	98-108	104-103	202-211



Amarillo Sod Poodles

San Diego Padres (2019)



HODGETOWN
821 S. Johnson Street
Amarillo, Texas 79101
Capacity: 7,000+
Opened: 2019

Office: (806) 803-7762
Email: info@sodpoodles.com
Website: www.sodpoodles.com

Visiting Club Hotel
Home2 Suites
8251 W. Amarillo Blvd.
Amarillo, Texas
(806) 803-7777

General Manager.....Tony Ensore
Manager.....Phillip Wellman
1,144-1,215 (19 seasons)
1st season with Sod Poodles
Pitching Coach.....Jimmy Jones
Hitting Coach.....Raul Padron
Trainers.....Nick Coberly, Drew Garner
Media Contact.....Shane Philipps
Radio Announcer.....Sam Levitt
Station.....KIXZ-940 AM

2019 Schedule

DATES	SITE	TIMES
April 22-25	SPR	6:30, 6:30, 11:10, 7:10
May 1-3	AMA	7:05, 7:05, 7:05
July 16-18	AMA	7:05, 7:05, 7:05
July 24-26	SPR	6:30, 7:10, 7:10



Corpus Christi Hooks

Houston Astros (2005)



Whataburger Field
734 E. Port Ave.
Corpus Christi, TX 78401
Capacity: 5,314
Opened: 2005

Office: (361) 561-4665
Fax: (361) 561-4666
Email: info@cchooks.com
Website: www.cchooks.com

Visiting Club Hotel
Holiday Inn Marina
707 N. Shoreline Dr.
Corpus Christi, TX 78401
(361) 882-1700

General Manager.....Michael Wood
Manager.....Omar Lopez

579-570 (12 seasons)

82-56 (1 season with Corpus Christi)

Pitching Coach.....Graham Johnson

Hitting Coach.....Tim LaMonte

Trainer.....TBA

Media Contact.....Michael Coffin

Radio Announcer.....Michael Coffin

Station.....KKTU-1360 AM

2019 Schedule

DATES	SITE	TIMES
June 14-16	SPR	7:10, 6:10, 2:10
June 20-23	CC	6:15, 7:15, 7:15, 4:15
July 19-22	CC	7:15, 7:15, 4:15, 6:15
July 27-30	SPR	6:10, 6:10, 6:30, 6:30

2018 Recap [4-8 Overall; 2-4 Home; 2-4 Road]

DATE	H/A	SCORE	W-L	WINNER	LOSER	DATE	H/A	SCORE	W-L	WP	LP
5/22	A	3-9	L	Hartman	Shew	8/10	A	7-0	W	Kruczynski	Adcock
5/23	A	2-4	L	Quijala	Greene	8/11	A	2-5	L	Martin	Cabrera
5/24	A	4-0	W	Beck	Pinales	8/12	A	1-6	L	Mendoza	Whitley
5/29	H	4-11	L	Quijala	Medina	8/17	H	3-5	L	Adcock	Cabrera
5/30	H	4-11	L	J. Ferrell	Woodford	8/18	H	4-3	W	Gonzalez	Hartman
5/31	H	8-9	L	Nunn	Beck	8/19	H	2-0	W	Mendoza	Whitley

Series Facts

Longest Cardinals Winning Streak: 8, August 12, 2010-June 1, 2011
Longest Hooks Winning Streak: 5 (twice), last: April 9-17, 2015
Last Cardinals Series Sweep at Springfield: July 5-7, 2015 (3 games)
Last Cardinals Series Sweep at Corpus: August 11-13, 2017 (3 games)
Last Hooks Series Sweep at Springfield: May 29-31, 2018 (3 games)
Last Hooks Series Sweep at Corpus: July 11-13, 2015 (3 games)
Most Runs in a Game by Springfield: 17, August 19, 2007 (17-10)
Most Runs in a Game by Corpus: 13, June 26, 2013 (13-1)
Widest Margin of Victory by Springfield: 10, July 1, 2016 (11-1)
Widest Margin of Victory by Corpus: 12 (twice), last: June 26, 2013 (13-1)
Highest Attendance at Springfield: 11,818, July 4, 2013
Highest Attendance at Corpus: 8,313, April 29, 2006

Year-By-Year

YEAR	HOME	ROAD	TOTALS
2005	4-3	4-3	8-6
2006	4-2	1-6	5-8
2007	3-3	1-5	4-8
2008	5-1	4-2	9-3
2009	4-2	1-5	5-7
2010	3-3	4-2	7-5
2011	4-2	3-3	7-5
2012	2-4	3-3	5-7
2013	3-3	2-4	5-7
2014	2-4	2-4	4-8
2015	3-3	1-5	4-8
2016	2-4	4-2	6-6
2017	4-2	4-2	8-4
2018	2-4	2-4	4-8
TOTALS	45-40	36-50	81-90



Frisco RoughRiders

Texas Rangers (2003)



Dr. Pepper Ballpark
 7300 RoughRiders Trail
 Frisco, TX 75034
 Capacity: 8,600
 Opened: 2003

Office: (972) 731-9200
Fax: (972) 731-5355
Email: info@ridersbaseball.com
Web: www.ridersbaseball.com

Visiting Club Hotel
 Comfort Suites at Frisco
 Square
 9700 Dallas Parkway
 Frisco, TX 75033
 (972) 668-9700

General Manager.....Jason Dambach
 Manager.....Joe Mikulik
 1,304-1,272 (21 seasons)
 243-315 (4 seasons with Frisco)
 Pitching Coach.....Greg Hibbard
 Hitting Coach.....Jason Hart
 Trainer.....Alex Rodriguez
 Media Contact.....Ryan Rouillard
 Radio Announcer.....Ryan Rouillard
 Station.....RidersBaseball.com

2019 Schedule

DATES	SITE	TIMES
April 26-29	SPR	7:10, 4:10, 4:10, 11:10
May 4-7	FRI	7:05, 4:05, 7:05, 7:05
Aug. 20-22	FRI	7:05, 7:05, 7:05
Aug. 26-29	SPR	6:30, 6:30, 6:30, 7:10

2018 Recap (5-7 Overall; 4-2 Home; 1-5 Road)

DATE	H/A	SCORE	W-L	WINNER	LOSER	DATE	H/A	SCORE	W-L	WP	LP
4/8	A	3-6	L	Payano	Tewes	6/28	A	4-5	L	Pelham	Medina
4/9	A	4-3	W	Jones	Martin	6/29	A	5-6	L	Slack	Thomson
4/10	A	4-11	L	Pena	Woodford	6/30	A	1-5	L	Perez	Shew
4/15	H	14-3	W	Jones	Martin	7/4	H	2-5	L	Jurado	O'Reilly
4/16	H	6-1	W	Woodford	Pena	7/5	H	2-4	L	Davis	Shew
4/17	H	7-5	W	Beck	Dykstra	7/6	H	9-8	W	Gregerson	Martin

Series Facts

Longest Cardinals Winning Streak: 5 (twice), last: May 30-August 13, 2013
Longest RoughRiders Winning Streak: 5 (twice), last: June 28-July 5, 2018
Last Cardinals Series Sweep at Springfield: April 15-17, 2018 (3 games)
Last Cardinals Series Sweep at Frisco: None
Last RoughRiders Series Sweep at Springfield: April 3-5, 2008 (3 games)
Last RoughRiders Series Sweep at Frisco: June 28-30, 2018 (3 games)
Most Runs in a Game by Springfield: 16 (twice), last: August 9, 2016 (16-4)
Most Runs in a Game by Frisco: 18, July 4, 2009 (18-4)
Widest Margin of Victory by Springfield: 14, August 10, 2005 (15-1)
Widest Margin of Victory by Frisco: 14, July 4, 2009 (18-4)
Highest Attendance at Springfield: 8,614, August 11, 2006
Highest Attendance at Frisco: 11,666, April 9, 2011

Year-By-Year

YEAR	HOME	ROAD	TOTALS
2005	6-1	3-4	9-5
2006	4-3	2-5	6-8
2007	3-3	3-3	6-6
2008	1-5	2-4	3-9
2009	3-3	3-3	6-6
2010	4-2	2-4	6-6
2011	3-3	2-4	5-7
2012	4-2	1-5	5-7
2013	4-2	3-3	7-5
2014	4-2	3-3	7-5
2015	3-3	2-4	5-7
2016	5-1	2-4	7-5
2017	3-3	3-3	6-6
2018	4-2	1-5	5-7
TOTALS	51-35	32-54	83-89



Midland RockHounds

Oakland Athletics (1999)



**Security Bank
Ballpark**
5514 N. Champion Dr.
Midland, TX 79706
Capacity: 4,669
Opened: 2002

Office: (432) 520-2255
Fax: (432) 520-8326
Email: rockhounds@nwol.net
Web: www.midlandrockhounds.org

Visiting Club Hotel
SpringHill Suites
5716 Deauville Blvd.
Midland, TX 79706
(432) 695-6870

General Manager.....Monty Hoppel
Manager.....Scott Steinmann
607-687 (11 seasons)
68-71 (1 season with Midland)
Pitching Coach.....Steve Connelly
Hitting Coach.....Tommy Everidge
Trainer.....Justin Whitehouse
Media Contact.....Bob Hards
Radio Announcer.....Bob Hards
Station.....KFZX 102.1 FM

2019 Schedule

DATES	SITE	TIMES
June 11-13	SPR	6:30, 11:10, 7:10
June 17-19	MID	6:30, 6:30, 6:30
Aug. 23-25	MID	7:00, 7:00, 2:00
Aug. 30-Sept. 2	SPR	7:10, 6:10, 6:10, 12:15

2018 Recap [5-7 Overall, 4-2 Home, 1-5 Road]

DATE	H/A	SCORE	W-L	WINNER	LOSER	DATE	H/A	SCORE	W-L	WP	LP
4/5	A	5-6	L	Bragg	Evans	7/1	A	1-4	L	Dunshee	Warner
4/6	A	3-6	L	Walter	Helsley	7/2	A	6-3	W	McKinney	Romero
4/7	A	1-10	L	Bracewell	Greene	7/3	A	3-9	L	Luzardo	Jones
4/12	H	10-5	W	Arias	Walter	7/7	H	5-4	W	Latcham	Finnegan
4/13	H	5-0	W	Greene	Bracewell	7/8	H	4-0	W	Jones	Howard
4/14	H	3-4	L	Ruiz	Tewes	7/9	H	0-3	L	Luzardo	O'Reilly

Series Facts

Longest Cardinals Winning Streak: 6 (multiple), last: April 20-July 13, 2009
Longest RockHounds Winning Streak: 6, May 31-August 21, 2006
Last Cardinals Series Sweep at Springfield: May 5-7, 2015 (3 games)
Last Cardinals Series Sweep at Midland: May 31-June 2, 2013 (3 games)
Last RockHounds Series Sweep at Springfield: May 25-27, 2013 (3 games)
Last RockHounds Series Sweep at Midland: April 5-7, 2018 (3 games)
Most Runs in a Game by Springfield: 15, May 31, 2013 (15-5)
Most Runs in a Game by Midland: 18, April 15, 2012 (18-4)
Widest Margin of Victory by Springfield: 13, April 18, 2010 (13-0)
Widest Margin of Victory by Midland: 14, April 15, 2012 (18-4)
Highest Attendance at Springfield: 10,795, July 4, 2012
Highest Attendance at Midland: 8,031, July 4, 2011

Year-By-Year

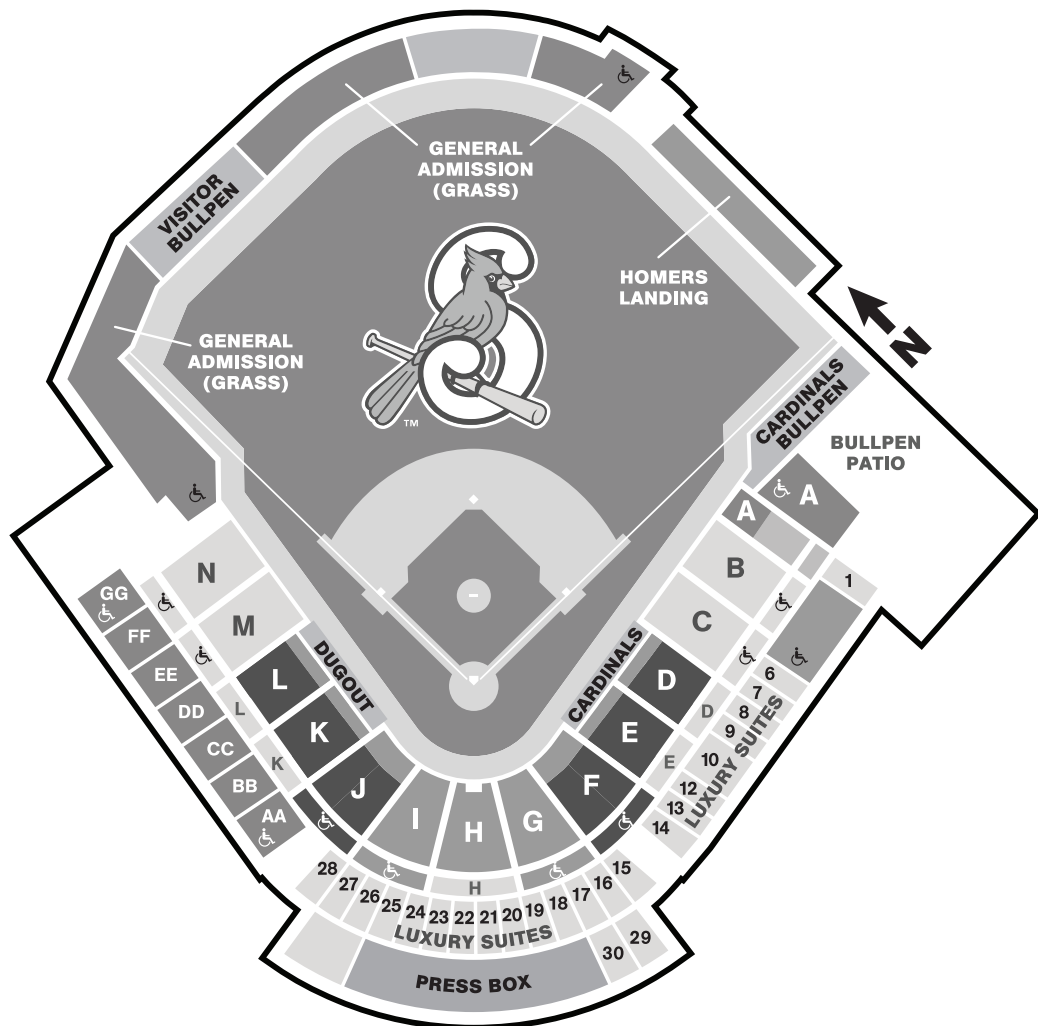
YEAR	HOME	ROAD	TOTALS
2005	5-2	3-4	8-6
2006	3-4	1-6	4-10
2007	3-1	3-2	6-3
2008	2-4	4-2	6-6
2009	3-3	3-3	6-6
2010	3-3	4-2	7-5
2011	3-3	3-3	6-6
2012	4-2	4-1	8-3
2013	2-4	4-2	6-6
2014	3-3	4-2	7-5
2015	4-2	2-4	6-6
2016	2-4	1-5	3-9
2017	4-2	4-2	8-4
2018	4-2	1-5	5-7
TOTALS	45-39	41-43	86-82



MISC.



Hammons Field Stadium Diagram



Hammons Field Quick Facts

Location: Downtown Springfield at 955 E. Trafficway

Seating Capacity: 6,750

Ground Breaking: July 7, 2002

First Event: Southern Illinois vs Missouri State, April 2, 2004

First Springfield Exhibition Game: Versus St. Louis Cardinals, April 2, 2005

First Springfield Regular Season Game: Versus Tulsa Drillers, April 12, 2005

Surface: Natural Grass

Stadium Dimensions

Left Field Line: 315 ft

Left Center Field: 365 ft

Center Field: 400 ft

Right Center Field: 365 ft

Right Field Line: 330 ft

Wall Height: 8 ft



Ground Rules

Dugouts

Steps Leading to grandstand on both ends of both dugouts.....	In Play
Ball hitting gate located at top of steps and remaining fair	In Play
Ball staying on top of step of ledge below green railings extending whole length of dugout	In Play
Ball completely penetrating green railing and ledge	Dead
Initial concrete facing of the dugout	In Play
Concrete facing recessed back into dugout.....	Out of Play

Left Field Foul Territory

Fly Ball landing above padded wall (i.e. chain linked fence)	Out of Play
Ball resting on wall or pad	Dead

Outfield Wall in Fair Territory

Fly ball going above the wall	Home Run
Fly ball striking green chain linked fence in outfield territory	Home Run
Ball bouncing over the wall, hitting the green chain linked fence, and then bouncing back in play	Two Bases

Tarp Player may lean on, but not put feet on the tarp.

Yearly Attendance Figures

YEAR	HOME DATES	TOTAL HOME ATTENDANCE	HOME AVERAGE	SINGLE GAME HIGH-HOME	ROAD DATES	TOTAL ROAD ATTENDANCE	ROAD AVERAGE
2005	70	526,630	7,523	9,720 - Aug 16 vs TUL	70	299,895	4,284
2006	67	492,372	7,349	10,139 - July 1 vs Wichita	70	318,940	4,556
2007	65	460,063	7,078	9,561 - July 21 vs Wichita	69	322,236	5,034
2008	69	461,020	6,681	9,372 - Aug 29 vs TUL	70	379,695	5,583
2009	69	402,618	5,835	8,084 - Sept 7 vs ARK	70	344,998	4,929
2010	67	357,336	5,333	8,484 - July 31 vs NWA	70	359,651	5,137
2011	66	337,166	5,109	9,554 - Sept 5 vs ARK	69	355,688	5,155
2012	69	352,674	5,111	10,795 - July 4 vs MID	69	365,638	5,299
2013	65	338,345	5,205	11,818 - July 4 vs CC	70	328,109	4,687
2014	69	354,227	5,134	9,138 - Aug 29 vs ARK	70	362,179	5,174
2015	68	337,519	4,964	8,385 - Sept 6 vs TUL	70	347,158	4,959
2016	67	316,990	4,731	9,187 - Aug 27 vs TUL	70	346,868	4,955
2017	70	331,259	4,801	8,989 - July 16 vs NWA	70	324,414	4,634
2018	67	333,791	4,982	8,571 - June 2 vs SA	70	327,394	4,677
Totals	948	5,402,010	5,703		977	4,782,863	4,933
Yearly		385,859				341,633	

Top 10 Regular Season Crowds

ATTENDANCE	OPPONENT	DATE	DAY	W-L
11,818	Corpus Christi Hooks	July 4, 2013	Thursday	Win
10,795	Midland Rock Hounds	July 4, 2012	Wednesday	Win
10,139	Wichita Wranglers	July 1, 2006	Saturday	Loss
9,799	Tulsa Drillers	August 31, 2013	Saturday	Loss
9,720	Tulsa Drillers	August 26, 2005	Friday	Win
9,716	Arkansas Travelers	July 15, 2013	Monday	Loss
9,561	Wichita Wranglers	July 21, 2007	Saturday	Win
9,555	Tulsa Drillers	July 29, 2006	Saturday	Loss
9,554	Arkansas Travelers	September 5, 2011	Monday	Loss
9,509	NW Arkansas Naturals	August 23, 2013	Friday	Loss



FRONT OFFICE

2019 CARDINALS

2018 REVIEW

HISTORY

MINOR LEAGUES

TEXAS LEAGUE

MISC.

Notes



Logos & Caps



PRIMARY LOGO



ALTERNATE LOGOS



PRIMARY HOME
MON-FRI HOME GAMES



ROAD
ALL ROAD GAMES



ALTERNATE 1
SATURDAY HOME GAMES



ALTERNATE 2
SUNDAY HOME GAMES

GAME HATS

2019 SCHEDULE

APRIL

SUN	MON	TUE	WED	THUR	FRI	SAT
	1	2	3	4 6:35 NWA	5 7:05 NWA	6 6:05 NWA
7 2:05 NWA	8 11:05 TUL	9 7:05 TUL	10 12:05 TUL	11 NWA 7:10	12 NWA 7:10	13 NWA 2:10
14 NWA 2:10	15 TUL 6:30	16 TUL 11:10	17 TUL 11:10	18 7:05 NWA	19 7:05 NWA	20 6:05 NWA
21	22 AMA 6:30	23 AMA 6:30	24 AMA 11:10	25 AMA 7:10	26 FRI 7:10	27 FRI 6:10
28 FRI 4:10	29 FRI 11:10	30				

MAY

SUN	MON	TUE	WED	THUR	FRI	SAT
			1 7:05 AMA	2 7:05 AMA	3 7:05 AMA	4 7:05 FRI
5 4:05 FRI	6 7:05 FRI	7 7:05 FRI	8	9 NWA 7:10	10 NWA 7:10	11 NWA 6:10
12 NWA 4:10	13 ARK 6:30	14 ARK 6:30	15 ARK 11:10	16 7:05 NWA	17 7:15 NWA	18 6:05 NWA
19 2:05 NWA	20 TUL 6:30	21 TUL 6:30	22 TUL 11:10	23 7:10 ARK	24 7:10 ARK	25 6:10 ARK
26 2:10 ARK	27	28 TUL 6:30	29 TUL 6:30	30 TUL 7:10	31 NWA 7:10	

JUNE

SUN	MON	TUE	WED	THUR	FRI	SAT
						1 NWA 6:10
2 NWA 6:10	3 7:05 TUL	4 7:05 TUL	5 12:05 TUL	6 4:05 NWA	7 7:05 NWA	8 6:05 NWA
9 2:05 NWA	10	11 MID 6:30	12 MID 11:10	13 MID 7:10	14 CC 7:10	15 CC 6:10
16 CC 2:10	17 6:30 MID	18 6:30 MID	19 6:30 MID	20 6:15 CC	21 7:15 CC	22 7:15 CC
23 6:15 CC	24 All-Star Game at TUL	25	26	27 NWA 7:10	28 NWA 7:10	29 NWA 6:10

JULY

SUN	MON	TUE	WED	THUR	FRI	SAT
	1 TUL 6:30	2 TUL 6:30	3 TUL 6:10	4 5:30 ARK	5 7:10 ARK	6 6:10 ARK
7 6:10 ARK	8 7:05 TUL	9 7:05 TUL	10 7:05 TUL	11 ARK 7:10	12 ARK 7:10	13 ARK 6:10
14 ARK 6:10	15	16 7:05 AMA	17 7:05 AMA	18 7:05 AMA	19 7:15 CC	20 7:15 CC
21 4:15 CC	22 6:15 CC	23	24 AMA 6:30	25 AMA 7:10	26 AMA 7:10	27 CC 6:10
28 CC 6:10	29 CC 6:30	30 CC 6:30	31			

AUGUST

SUN	MON	TUE	WED	THUR	FRI	SAT
				1 7:10 ARK	2 7:10 ARK	3 6:10 ARK
4 6:10 ARK	5 7:05 TUL	6 7:05 TUL	7 7:05 TUL	8 ARK 7:10	9 ARK 7:10	10 ARK 6:10
11 ARK 6:10	12 7:05 TUL	13 7:05 TUL	14 7:05 TUL	15 7:05 TUL	16 ARK 7:10	17 ARK 6:10
18 ARK 4:10	19	20 7:05 FRI	21 7:05 FRI	22 7:05 FRI	23 7:00 MID	24 7:00 MID
25 2:00 MID	26 FRI 6:30	27 FRI 6:30	28 FRI 6:30	29 FRI 7:10	30 MID 7:10	31 MID 6:10

SEPTEMBER

SUN	MON	TUE	WED	THUR	FRI	SAT
1 MID 6:10	2 MID 12:15	3	4 5 6 7 DIVISION PLAYOFFS			
8	9	10 11 TEXAS LEAGUE CHAMPIONSHIP		12	13 14 TEXAS LEAGUE CHAMPIONSHIP	
15	16	17	18	19	20	21
22	23	24	25	26	27	28
29	30					

Arkansas Travelers (ARK) Corpus Christi Hooks (CC) Frisco RoughRiders (FRI) Midland RockHounds (MID) NW Arkansas Naturals (NWA) Amarillo Sod Poodles (AMA) Tulsa Drillers (TUL)



HOME GAMES

HOME GAMES w/FIREWORKS

AWAY GAMES

PROMOTIONAL GATE GIVEAWAY ITEM

HILAND DAIRY
ICE CREAM SUNDAY

GREAT SOUTHERN BANK
\$1 HOT DOGS

KLEMENT'S
\$1 BRATWURSTS

PURINA WOOF
WEDNESDAY

SpringfieldCardinals

@Sgf_Cardinals

springfield_cardinals

SPRINGFIELDCARDINALS.COM