

2026 GREAT LAKES LOONS MEDIA GUIDE



TABLE OF CONTENTS

Front Office.....	2
Board of Directors.....	3
Dow Diamond.....	4
Seating & Parking.....	5
Club Information.....	6
Gameday & Special Events.....	7
Broadcast.....	8
Local Media.....	9
Media Guidelines.....	10
The Midwest League.....	11
Beloit Sky Carp & Cedar Rapids Kernels.....	12
Dayton Dragons & Fort Wayne TinCaps.....	13
Lake County Captains & Lansing Lugnuts.....	14
Peoria Chiefs & Quad Cities River Bandits.....	15
South Bend Cubs & West Michigan Whitecaps.....	16
Wisconsin Timber Rattlers.....	17
Coaching Staff.....	18
Manager: Jair Fernandez.....	19
Pitching Coach: Brandon Bailey.....	21
Hitting Coach: Kevin LaChance.....	22
Pitching Coach: Richard De Los Santos & Outfield/Baserunning Coach: Michael Hermsillo.....	23
Bench Coach: Marco Hernandez & Bullpen Coach: Jose Capellan.....	24
Athletic Staff.....	25
History.....	26
All-Time Roster.....	27
Loons in the Majors.....	31
Yearly Timeline.....	35
Franchise Firsts.....	49
Single-Game Records.....	50
Loons Notables.....	51
All-Stars & Awards.....	53
Career Records.....	57
Single-Season Records.....	59
Postseason.....	61
Opening Day Lineups.....	63
Yearly Capsules.....	65
Previous Season Statistics.....	69
Los Angeles Dodgers.....	87
Minor League System.....	89
Top Prospects.....	90

FRONT OFFICE

Executives

Founder, Chief Executive Office William S. Stavropoulos
President, General Manager Chris Mundhenk

Senior Leadership

Vice President, Chief Financial Officer Jana Chotivkova
Vice President, Chief Operating Officer Eric Ramseyer
Vice President, Business Development Kevin Schunk
Vice President, Baseball Operations & Gameday Experience Tiffany Wardynski

Tickets & Partnerships & Community Relations

Director of Corporate Partnerships Brandon Loker
Director of Tickets Rickey Rissman
Group Sales Account Executive Scott Bejcek
Group Sales Account Executive Zachry Blount
Corporate Account Executive Austin Johnson
Corporate Account Executive Jacob Wendorf
Corporate Account Executive Travis Webb
Director of Community Outreach & Sponsor Activation Cameron Bloch

Marketing & Entertainment

Director of Marketing, Entertainment & Storytelling Matt DeVries
Marketing Manager Elizabeth Martin
Production & In-Game Entertainment Manager Jimmy Metiva
Content Manager Carlos Garcia
Graphic Designer Jesse Young

Front Office Operations

Executive Assistant & Programs Manager, MBF Jessica Gillespie
Director of Accounting Jamie Start
Retail Manager Makayla Rapini
Gameday Experience Manager Emily Thelen

Sports Radio 100.9 The Mitt

General Manager & Play-by-Play Brad Tunney
Director of Partnerships Sarah Stockford
Program Manager & Play-by-Play John Vicari
Content Coordinator/On-Field Host Ben Bosscher

Events, Food & Beverage

General Manager of Dow Diamond Events Dave Gomola
Director of Food & Beverage Carlos Valles
Food and Beverage Business Manager Stephanie Tithof
Executive Chef Lakkia Cooper

Facility Operations

Assistant General Manager of Facility Operations Dan Straley
Head Groundskeeper Jeff Ross
Stadium Operations & Facility Operations Manager Chris Backus
Stadium Operations & Facility Operations Manager Basilio Gonzalez

For Loons staff contact information, visit Loons.com or call 989-837-BALL.

FIELD STAFF

Manager Jair Fernandez
Pitching Coach Brandon Bailey
Pitching Coach Richard De Los Santos
Hitting Coach Kevin LaChance
Bench Coach Marco Hernandez
Performance Coach Walter Lindo
Athletic Trainer Akinori Maeda
Outfield/Baserunning Coach Michael Hermsillo
Bullpen Coach Jose Capellan
Affiliate Development Associate Kupono Decker
Clubhouse Manager Johnny Dukes

BOARD OF DIRECTORS

William Stavropoulos	Chairman, CEO & President
Michael Hayes	Vice President & Secretary
Chris Mundhenk	President
Mary Draves	Director
Donald Bachand	Director
Paul Barbeau	Director
Gregory Grocholski	Director
David Kepler	Director
Kent MacDonald	Director
Terence Moore	Director
Sarah Opperman	Director
Robert Plishka	Director
Robert Rathburn	Director
David Ramaker	Director
John Sampson	Director
Howard Ungerleider	Director
Lydia Watson	Director
Macauley Whiting, Jr.	Director

BILL STAVROPOULOS

William Stavropoulos, former CEO and chairman of the Dow Chemical Company, is CEO and founder of the Michigan Baseball Foundation and the Great Lakes Loons. He also serves as the chairman emeritus of the Board of Directors of the Dow Chemical Company, Midland, Michigan.

His career with Dow spanned 39 years, serving in a variety of positions in Research, Marketing, and general management. He served as president and chief operating officer from 1993-1995; president and CEO from 1995-2000; chairman and CEO from 2002-2004; and chairman from 2000-2006. Stavropoulos was a member of the Board of Directors of Dow from July 1990 to March 2006. Stavropoulos received many honors throughout his career including: 2010 named an Archon by His All Holiness Ecumenical Patriarch; 2010 inducted into the Midland County Sports Hall of Fame as a "Professional Baseball Visionary"; 2007 Northwood University Naegle Distinguished Community Service Award, induction into Junior Achievement of Central Michigan's Business Hall of Fame in 2005; Northwood University's 2004 Outstanding Business Leader Award; Institutional Investor magazine's award as one of the Best CEOs in America in the category of Chemicals/Commodity (1999, 2003, and 2004); 2003 Society of Plastic Engineers Annual Business Management Award; Société de Chimie Industrielle's 2001 Palladium Medal Award; 2001 Chemical Industry Medal Award from Society of Chemical Industry; The Man of the Year Award from the Hellenic American Chamber of Commerce in 2000; CEO of the Year Kavalier Award in 1999; honorary Doctor of Laws Degree from Northwood University in 1998; the Ellis Island Medal of Honor in 1998; The Man of the Year Award from Hellenic American Bankers Association in 1997; and The Man of the Year Award from the American Hellenic Education Progressive Association in 1995.



DOW DIAMOND



Dow Diamond is a state-of-the-art, 5,200 capacity baseball stadium, designed by HOK Sport (now known as Populous) and built by Three Rivers Corporation. The facility features 12 suites, two fireplaces and two outfield fire pits, approximately 20,000 square feet of enclosable event space, and a 31 ft. x 80 ft. Daktronics LED video board. In addition to Great Lakes Loons home games, Dow Diamond is a year-round facility designed to accommodate weddings and receptions, corporate trade shows, graduations, concerts, and various functions.

CONSTRUCTION PARTNERS

Architects: HOK Sport (now Populous)

Contractors: Three Rivers Corporation

CONSTRUCTION FUN FACTS

830 tons of structural steel

6,300 cubic yards concrete

44,000 cubic yards of berm fill

190,000 queen size bricks

SEATING INFORMATION

5,200 total capacity

12 luxury suites

500 Northern Lights Pavilion

500 premium seats

50 handicap accessible seats

RETIRED NUMBERS

2, 42, 47

PARKING AT DOW DIAMOND

There are numerous parking options available when attending a Loons home game or special event at Dow Diamond. There are approximately 700 parking spaces on-site at Dow Diamond available for \$7 per space. All proceeds from parking benefit the Michigan Baseball Foundation. There are an additional 2,000+ spaces in the immediate vicinity at local businesses and public parking lots, many of which are free. Free parking is available at The H Hotel and Larkin Parking Ramp. Media members with valid credentials may park in the West Parking Lot by entering the main (outfield) parking lot, based on availability.

STADIUM DIMENSIONS

332' - Left Field Line

375' - Left Center Power Alley

400' - Straight-Away Center

373' - Right Center Power Alley

325' - Right Field Line

13.25' - Left Field Corner

9.5' - Right Field Corner

STADIUM FEATURES

2 outfield fire pits/stadium fireplaces

Two-story team store

Lou E.'s Lookout play area

31 ft. x 80 ft. Daktronics video board

2 3.5 ft. x 120 ft. ribbon scoreboards

43 closed-circuit TVs


Solar panels to help power the stadium

24 total concession venues

12 ft. video wall

Bar/music area down third base line

SEATING & PARKING



- 1 THE PENINSULA**
PRESENTED BY NILES INDUSTRIAL COATINGS
- 2 LOU E.'S LOOKOUT**
PRESENTED BY MICHIGAN HEALTH
- 3 PIER 47**
PRESENTED BY APLUED INNOVATION
- 4 NIGHTLY SUITES**
PRESENTED BY LABADIE TOYOTA
- 5 TRI-STAR CLUB**
PRESENTED BY TRI-STAR TRUST

- 6 LASORDA'S LANDING**
PRESENTED BY ANDREWS HOOPER PAVLUK PLC
- 7 THE DOCK**
- 8 SHORELINE BOX**
- 9 THE COVE**
- 10 NORTHERN LIGHTS PAVILION**
PRESENTED BY DOW CREDIT UNION

- O OUTFIELD GATE**
- H HOME PLATE GATE**
- M 100.9 THE MITT**
PRESENTED BY BLASY ELECTRIC



CLUB INFORMATION



Andy Pages ('21)

Dow Diamond
 825 East Main St.
 Midland, MI 48640
Phone: (989) 837-BALL
Fax: (989) 837-8780
Ticket Office: (989) 837-7000
Website: www.loons.com
Email: info@loons.com
Facebook: /greatlakesloons
Twitter: @greatlakesloons
Instagram: @greatlakesloons

Team Operated by: Michigan Baseball Operations
Affiliation: Los Angeles Dodgers ('07-present)
Class: High-A
League: Midwest League
Retired Numbers: 2 - Tommy Lasorda, 42 - Jackie Robinson, 47 - Dow Chemical Building 47
Colors: Green Bay Green/Brick Red/Black
Stadium Hours: Mon-Fri, 9 a.m. to 5 p.m.
Single Game Ticket Prices

Lawn.....\$10 (min 2)
 Box Seats.....Contact for pricing
 Diamond Box Seats.....Contact for pricing

MEDIA CONTACT Brad Tunney
 Office..... (989) 837-6149
 Cell..... (586) 291-1409
 Email btunney@1009themitt.com

VISITING TEAM/UMPIRE HOTEL

Fairfield Inn, Midland
 506 East Buttles St.
 Midland, MI 48640
P: 989-631-7100
 Contact: Paige Kearney

WORKOUT FACILITY

Midland Community Center
 2205 Jefferson Avenue
 Midland, MI 48640
P: 989-832-7937
 Contacts: Jenny Roan & Kevin Heye

GAME DAY

PREGAME STADIUM SCHEDULE

1:05 FIRST PITCH	
10:20-11:05 a.m.	Loons Batting Practice
11:05-11:15 p.m.	Field Preparation
11:15-12:00 p.m.	Visiting Batting Practice
12:00-12:15 p.m.	Visitors Infield
12:15-12:45 p.m.	Field Preparation
1:05 p.m.	Play Ball!

6:05 FIRST PITCH	
3:20-4:05 p.m.	Loons Batting Practice
4:05-4:15 p.m.	Field Preparation
4:15-5:00 p.m.	Visiting Batting Practice
5:00-5:15 p.m.	Visiting Infield
5:15-5:45 p.m.	Field Preparation
6:05 p.m.	Play Ball!

7:05 FIRST PITCH	
4:20-5:05 p.m.	Loons Batting Practice
5:05-5:15 p.m.	Field Preparation
5:15-6:00 p.m.	Visiting Batting Practice
6:00-6:15 p.m.	Visiting Infield
6:15-6:45 p.m.	Field Preparation
7:05 p.m.	Play Ball!

DOW DIAMOND GROUND RULES

1. No break in backstop or dugout netting.
2. Camera pits located in dugouts are dead.
3. The facing of the dugouts are dead. The top step of either opening is in play.
4. All fair balls in the bullpen are in play.
5. A player may not use the tarp as a step to make a play. Any diving on or over to make a play is permitted.
6. All railings along the first and third base lines are in play.
7. Any batted ball that hits any part of the foul pole is a home run.
8. Any batted ball that clears the yellow line on wall pad or hits recessed railing located beyond outfield fencing is a home run.
9. Balls lodged in outfield gate, third base marketing gate & first base field maintenance gate are dead.

SPECIAL EVENTS

Located in downtown Midland, Dow Diamond is more than just a stadium. A year-round facility with elegant rooms and unique views Dow Diamond turns any event into a memorable occasion. Dow Diamond's full-time catering department has extensive menus and drink options for parties of 25 to over 1,000. With a management staff experienced in executing events of all sizes, Dow Diamond's special events deliver exceptional results from concept to finish. To reserve your spot for a trade shows, celebrations, charity events, graduation parties and more, contact **Dave Gomola** by calling **989.837.6146** or emailing **dgomola@loons.com**.



Big & Rich ('19)

BROADCAST



RADIOSports Radio 100.9 The Mitt (WLUN)
Lead Play-by-Play Broadcaster.....Brad Tunney
Play-by-Play Broadcaster.....John Vicari
Producers.....Brandt Beech, Jackson Bickers, Austin Shattuck, Kyle Sandel

Sports Radio 100.9 The Mitt (WLUN) holds the exclusive over-the-air and internet radio broadcast rights to Great Lakes Loons baseball. No other radio station may broadcast live during Loons games without written permission from the Great Lakes Loons organization. This season marks the 17th straight for the Loons on the 100.9-FM signal. Sports Radio 100.9 The Mitt broadcasts from the station’s studios in the suite level at Dow Diamond.

All Loons broadcasts begin with the 15-minute Loons On-Deck Circle, driven by Garber Chevrolet Midland, featuring the latest news and information about the team, starting lineups, pitching matchups and more. The Loons Postgame Show, presented by MBS International Airport follows every broadcast with a game recap, reaction, interviews and highlights. Audio of the games stream live on 1009themitt.com and Loons.com. Live video featuring Loons radio broadcasters is available for home games at Loons.com via the MiLB.TV streaming service (\$).

Brad Tunney enters his seventh season as the lead play-by-play broadcaster for the Great Lakes Loons. This is his eleventh year with the Loons dating back to 2015. The Clinton Township, Mich., native attended L’Anse Creuse High School and is a 2016 graduate of Central Michigan University. During the baseball offseason, Tunney owns and operates Nord Social, a Nordic-Inspired neighborhood bar in Midland. Tunney is the general manager of the station.

John Vicari enters his fourth season in the Loons broadcast booth. Previously, Vicari served as the lead play-by-play broadcaster for the Lake County Captains (High-A Cleveland Guardians) in 2022. A 2021 graduate of Ithaca College, Vicari spent two summers broadcasting in collegiate baseball leagues and was the voice of Ithaca Football during his senior year. The Queens, NY native also serves as the voice of High Sports for the station.

Sarah Stockford is the director of partnerships, entering her third season with the station. Before the Mitt, Sarah worked in Nashville, Tennessee selling marketing and advertising with Effectv, a Comcast Company. The Sanford, Mich. native attended Central Michigan University graduating with a Sports Management degree. After college she worked for the Cleveland Browns in their sales department.

Sports Radio 100.9 The Mitt was purchased by the Loons organization on March 25, 2008 from the Last Bastion Trust. The station was previously owned by Citadel Broadcasting, operating as a simulcast of classic rock station WILZ-FM. The Michigan Baseball Foundation, the 501(c)(3) non-profit corporation that owns Dow Diamond, helped finance the purchase. The Foundation also funded the construction of the radio studio in the Dow Diamond press box, overlooking the baseball field, which was completed in January 2009.

LOCAL MEDIA



Midland, MI
 Dan Chalk, Fred Kelly
 (989) 839-4243
 OurMidland.com



Flint, MI
 David Cesefske
 (989) 790-3854
 ABC12.com



Saginaw, MI
 Hugh Bernreuter
 (989) 776-9771
 mlive.com/saginaw



Flint, MI
 Alex Eisman
 (810) 687-1000
 minbcnews.com



Midland, MI
 Matt Richardson
 (888) 837-3474
 midland-mi.org/mctv



Saginaw, MI
 Mark Pearson
 (989) 758-2044
 WNEM.com



Saginaw, MI
 Scott Stine, Tim Brandow
 Nate Rose, Matt Bingham
 (989) 776-2100

MEDIA GUIDELINES

Season Credentials will be issued only to legitimate news-gathering organizations as determined by the communications staff that plan to cover the team on a regular basis. Credentials are non-transferable.

Daily Credentials will be issued to legitimate news-gathering organizations that will cover the team on a limited basis. To obtain credentials, your initial request must be made via email to John Vicari (jvicari@1009themitt.com). The deadline to submit your credential request is 24 hours prior to game time. Only credentials issued by the Great Lakes Loons, Los Angeles Dodgers, Midwest League, National Association of Professional Baseball Leagues (Minor League Baseball), Major League Baseball or the Baseball Writers Association of America (BBWAA) will be honored.

Entrance/Exit: Media should enter and exit Dow Diamond through the entrance to the team's offices or the home plate gate next to the Loon Loft team store. Media may begin entering the ballpark no more than four hours prior to first pitch. Media must leave the ballpark no later than 90 minutes following the conclusion of the game.

Restricted Areas: Media members will not be permitted in Restricted Areas or in close proximity to players, coaches and field staff. The Restricted Areas include clubhouses, locker rooms, playing fields, dugouts, training rooms, weight rooms, interview rooms and any route inside the ballpark/facility utilized by players, coaches and field staff. This includes still and video photographers.

Press Box: The press box is located on the suite level behind home plate. Because of limited media space, special seating preference will be given to media outlets who reserve a media seat prior to the game via email to Brad Tunney. The press box is available to working media only. No spouses, guests or children of members of the media will be allowed in the press box without prior consent. No alcoholic beverages are allowed.

Meals: Media food will be provided prior to the start of the game in the press box. No food or drink is permitted to leave the press box unless it is for a member of the camera crew.

Photographers: Still & video photographers are not permitted in any area restricted areas listed above. Photographers will be permitted to shoot the game from the seating bowl, concourse, and outfield grass areas.

Stats and Information: Game notes, lineups rosters, and statistics are available in the press box via QR code. Anyone needing additional information not typically provided or information earlier than normal should contact Brad Tunney.

No autographs: Credentialed members of the media are strictly prohibited from autograph seeking under any circumstances.

For more information regarding policies or questions about interviews, photo requests, statistics, credential requests, news releases, or any other media related questions, please contact John Vicari via email (jvicari@1009themitt.com) or at 917-485-1545. Violations of the Loons' media policy may result in revocation of the individual's credential and future access. These rules are subject to change at the discretion of the Great Lakes Loons, the Los Angeles Dodgers or Minor League Baseball. Thank you for your cooperation.



THE MIDWEST LEAGUE



BELOIT SKY CARP

Parent Club.....Miami Marlins (2021)
 Ballpark..... ABC Supply Stadium (2021)
 Capacity/Dimensions..... 3,500 (325-LF, 380-CF, 325-RF)
 Location Beloit, Wisconsin
 General Manager.....Zach Brockman
 Media Relations..... Josh Flickinger
 Contact.....jflickinger@skycarp.com

Year	Home	Road	Overall	Year	Home	Road	Overall
2008	1-2	0-3	1-5	2018	0-0	1-2	1-2
2009	3-0	2-1	5-1	2019	3-0	0-0	3-0
2010	0-0	2-1	2-1	2021	0-0	0-0	0-0
2011	3-0	0-0	3-0	2022	5-1	0-0	5-1
2012	0-0	2-1	2-1	2023	0-0	5-1	5-1
2013	1-2	0-0	1-2	2024	0-0	4-2	4-2
2014	0-0	3-0	3-0	2025	5-1	0-0	5-1
2015	1-2	0-0	1-2				
2016	0-0	0-3	0-3				
2017	1-2	0-0	1-2				
Totals				27-13	20-17	47-30	

CEDAR RAPIDS KERNELS

Parent Club..... Minnesota Twins (2013)
 Ballpark..... Perfect Game Field at Veterans Memorial Stadium (2002)
 Capacity/Dimensions..... 5,300 (315-LF, 400-CF, 325-RF)
 Location Cedar Rapids, Iowa
 General Manager.....Scott Wilson
 Media Relations..... Calvin Christoforo
 Contact.....cchristoforo@kernels.com

Year	Home	Road	Overall	Year	Home	Road	Overall
2007	3-1	3-1	6-2	2017	0-0	2-1	2-1
2008	1-2	2-1	3-3	2018	0-3	0-0	0-3
2009	2-1	1-2	3-3	2019	0-0	3-0	3-0
2010	2-1	0-0	2-1	2021	0-0	0-0	0-0
2011	0-0	2-1	2-1	2022	0-0	0-0	0-0
2012	2-1	0-0	2-1	2023	0-0	0-0	0-0
2013	0-0	0-3	0-3	2024	4-2	5-1	9-3
2014	1-2	0-0	1-2	2025	0-0	0-0	0-0
2015	0-0	3-0	3-0				
2016	2-1	0-0	2-1				
Totals				17-14	21-10	38-24	

DAYTON DRAGONS

Parent Club..... Cincinnati Reds (1999)
 Ballpark..... Day Air Ballpark (2000)
 Capacity/Dimensions..... 8,100 (338-LF, 402-CF, 338-RF)
 Location Dayton, Ohio
 General Manager..... Robert Murphy
 Media Relations..... Tom Nichols
 Contact..... tom.nichols@daytondragons.com

Year	Home	Road	Overall	Year	Home	Road	Overall
2007	2-4	1-3	3-7	2017	4-6	5-6	9-12
2008	6-5	8-7	14-12	2018	6-2	1-6	7-8
2009	4-3	7-4	11-7	2019	5-4	6-1	11-5
2010	4-3	7-2	11-5	2021	1-5	6-6	7-11
2011	2-7	2-4	4-11	2022	4-2	5-1	9-3
2012	5-5	4-5	9-10	2023	3-9	8-4	11-13
2013	2-4	3-4	5-8	2024	4-2	5-7	9-9
2014	4-6	5-4	9-10	2025	4-2	6-2	10-4
2015	4-5	3-4	7-9				
2016	5-6	4-3	9-9				
				Totals	69-80	86-73	155-153

FORT WAYNE TINCAPS

Parent Club..... San Diego Padres (1999)
 Ballpark..... Parkview Field (2009)
 Capacity/Dimensions..... 8,100 (336-LF, 400-CF, 318-RF)
 Location Fort Wayne, Indiana
 General Manager..... Mike Nutter
 Media Relations..... Jaden Taylor
 Contact..... taylor@tincaps.com

Year	Home	Road	Overall	Year	Home	Road	Overall
2007	3-5	3-5	6-10	2017	2-6	7-4	9-10
2008	4-8	3-5	7-13	2018	6-6	1-7	7-13
2009	10-7	1-8	11-15	2019	8-7	6-0	14-7
2010	5-3	3-4	8-7	2021	6-6	5-1	11-7
2011	4-6	4-2	8-8	2022	7-5	5-1	12-6
2012	4-3	1-5	5-8	2023	6-3	8-4	14-7
2013	2-6	2-7	4-13	2024	4-5	6-0	10-5
2014	7-3	6-5	13-8	2025	4-2	6-6	10-8
2015	2-2	4-5	6-7				
2016	4-3	3-3	7-6				
				Totals	85-86	74-72	162-158

LAKE COUNTY CAPTAINS

Parent Club..... Cleveland Gaurdians (1991)
 Ballpark..... Classic Park (2003)
 Capacity/Dimensions..... 6,157 (320-LF, 400-CF, 320-RF)
 Location Eastlake, Ohio
 General Manager.....Jen Yoroko
 Media Relations..... Logan Potosky
 Contact..... lpotosky@captainsbaseball.com

Year	Home	Road	Overall	Year	Home	Road	Overall
2010	6-4	8-3	14-7	2021	7-5	8-4	15-9
2011	5-3	5-1	10-4	2022	5-7	6-6	11-13
2012	5-2	2-5	7-7	2023	4-1	4-2	8-3
2013	6-2	7-4	13-6	2024	3-3	4-6	7-9
2014	3-3	2-5	5-8	2025	5-4	6-6	11-10
2015	5-5	1-8	6-13				
2016	6-4	5-6	11-10				
2017	6-3	4-3	10-6				
2018	5-2	6-2	11-4				
2019	4-3	4-4	8-7				
				Totals	75-51	72-65	147-116

LANSING LUGNUTS

Parent Club..... Oakland Athletics (2021)
 Ballpark..... Jackson Field (1996)
 Capacity/Dimensions..... 11,000 (305-LF, 404-CF, 305-RF)
 Location Lansing, Michigan
 General Manager.....Zac Clark
 Media Relations..... Jesse Goldberg-Strassler
 Contact..... jgoldstrass@lansinglugnuts.com

Year	Home	Road	Overall	Year	Home	Road	Overall
2007	4-4	1-5	5-9	2017	5-4	5-5	10-9
2008	1-2	5-6	6-8	2018	1-4	3-7	4-11
2009	5-2	5-3	10-5	2019	2-5	6-2	8-7
2010	5-5	5-2	10-7	2021	6-6	7-5	13-11
2011	5-1	4-8	9-9	2022	8-4	6-6	14-10
2012	7-5	2-7	9-12	2023	4-5	5-7	9-12
2013	6-4	4-6	10-10	2024	6-6	5-4	11-10
2014	6-4	5-4	11-8	2025	6-6	3-3	9-9
2015	3-4	4-5	7-9				
2016	5-5	6-3	11-8				
				Totals	85-76	81-88	166-164

PEORIA CHIEFS

Parent Club..... St. Louis Cardinals (2013)
 Ballpark..... Dozer Park (2002)
 Capacity/Dimensions..... 7,500 (310-LF, 400-CF, 310-RF)
 Location Peoria, Illinois
 General Manager Jason Mott
 Media Relations..... Cody Schindler
 Contact..... codysc@peoriachiefs.com

Year	Home	Road	Overall	Year	Home	Road	Overall
2007	0-4	1-3	1-7	2017	2-1	0-0	2-1
2008	2-1	1-2	3-3	2018	1-2	0-0	1-2
2009	2-1	2-1	4-2	2019	0-0	2-1	2-1
2010	0-0	1-2	1-2	2021	0-0	0-0	0-0
2011	2-1	0-0	2-1	2022	5-1	1-5	6-6
2012	0-0	3-0	3-0	2023	0-0	5-1	5-1
2013	1-2	0-0	1-2	2024	0-0	0-0	0-0
2014	0-0	1-2	1-2	2025	4-1	0-0	4-1
2015	3-0	0-0	3-0				
2016	0-0	0-3	0-3				
Totals				20-14	17-20	37-34	

QUAD CITIES RIVER BANDITS

Parent Club..... Kansas City Royals (2021)
 Ballpark..... Modern Woodman Park (1931)
 Capacity/Dimensions..... 7,140 (343-LF, 400-CF, 318-RF)
 Location Davenport, Iowa
 General Manager Paul Kleinhans-Schulz
 Media Relations..... Kyle Kercheval
 Contact..... kyle@riverbandits.com

Year	Home	Road	Overall	Year	Home	Road	Overall
2007	1-3	1-3	2-6	2017	0-0	2-1	2-1
2008	1-2	0-3	1-5	2018	0-3	0-0	0-3
2009	2-1	0-3	2-4	2019	0-0	0-0	0-0
2010	2-1	0-0	2-1	2021	0-0	0-0	0-0
2011	0-0	1-2	1-2	2022	0-0	4-2	4-2
2012	2-1	0-0	2-1	2023	5-1	0-0	5-1
2013	0-0	1-2	1-2	2024	2-4	0-0	2-4
2014	1-2	0-0	1-2	2025	2-4	3-3	5-7
2015	0-0	1-1-1	1-1-1				
2016	2-1	0-0	2-1				
Totals				20-23	13-20-1	32-43-1	

SOUTH BEND CUBS

Parent Club.....Chicago Cubs (2015)
 Ballpark..... Four Winds Field (1987)
 Capacity/Dimensions..... 5,000 (336-LF, 405-CF, 336-RF)
 Location South Bend, Indiana
 General Manager.....Nick Brown
 Media Relations.....Brendan King
 Contact..... bking@southbendcubs.com

Year	Home	Road	Overall	Year	Home	Road	Overall
2007	5-4	5-3	10-7	2017	7-2	2-4	9-6
2008	3-9	1-3	4-12	2018	2-3	6-3	8-6
2009	7-1	7-1	14-2	2019	7-6	4-4	11-10
2010	11-1	6-3	17-4	2021	0-0	0-0	0-0
2011	5-5	5-1	10-6	2022	0-0	2-4	2-4
2012	4-3	6-4	10-7	2023	3-3	0-0	3-3
2013	6-4	4-3	10-7	2024	0-0	3-3	3-3
2014	1-5	3-7	4-12	2025	0-0	3-3	3-3
2015	5-1	8-4	13-5				
2016	3-4	4-7	7-11				
Totals					69-51	69-57	138-108

WEST MICHIGAN WHITECAPS

Parent Club.....Detroit Tigers (1997)
 Ballpark..... Lake Michigan Credit Union Ballpark (1994)
 Capacity/Dimensions..... 9,281 (317-LF, 402-CF, 327-RF)
 Location Comstock Park, Michigan
 General Manager.....Jim Jarecki
 Media Relations..... Steve VanWagoner
 Contact..... stevev@whitecapsbaseball.com

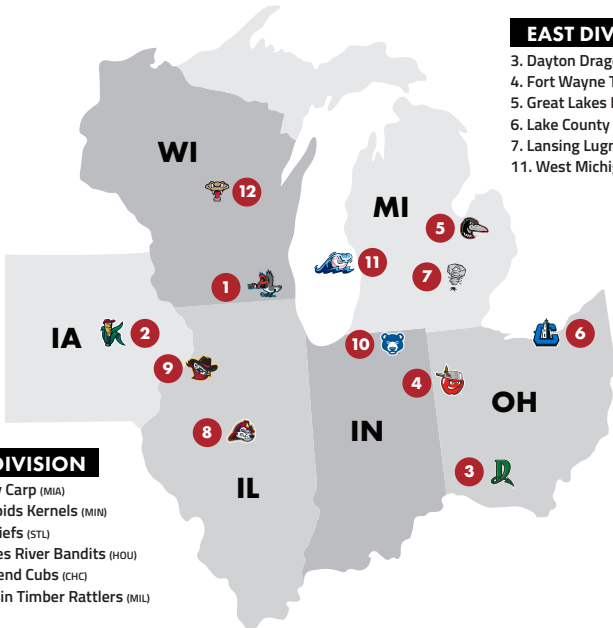
Year	Home	Road	Overall	Year	Home	Road	Overall
2007	2-3	7-3	9-6	2017	3-4	3-5	6-9
2008	1-8	2-5	3-13	2018	3-7	4-8	7-15
2009	6-2	6-8	12-10	2019	2-4	9-4	11-8
2010	3-4	5-6	8-10	2021	7-5	7-5	14-10
2011	3-3	4-4	7-7	2022	2-4	7-4	9-8
2012	3-6	4-6	7-12	2023	6-6	7-5	13-11
2013	6-3	4-6	10-9	2024	3-6	3-6	6-12
2014	5-4	2-4	7-8	2025	5-4	4-5	9-9
2015	3-7	4-4	7-11				
2016	4-2	3-7	7-9				
Totals					67-76	84-93	150-169

WISCONSIN TIMBER RATTLES

Parent Club..... Milwaukee Brewers (2009)
 Ballpark..... Neuroscience Group Field at Fox Cities Stadium (1995)
 Capacity/Dimensions..... 5,900 (325-LF, 400-CF, 325-RF)
 Location Appleton, Wisconsin
 General Manager Rob Zerjav
 Media Relations..... Chris Mehring
 Contact..... cmehring@timberrattlers.com

Year	Home	Road	Overall	Year	Home	Road	Overall
2007	2-2	3-2	5-4	2017	0-3	0-0	0-3
2008	2-1	2-1	4-2	2018	0-0	0-3	0-3
2009	3-0	1-2	4-2	2019	3-0	0-0	3-0
2010	0-0	2-1	2-1	2021	1-5	2-4	3-9
2011	1-2	0-0	1-2	2022	5-1	0-0	5-1
2012	0-0	2-1	2-1	2023	3-3	0-0	3-3
2013	0-3	0-0	0-3	2024	3-3	4-2	7-5
2014	0-0	2-1	2-1	2025	2-4	4-2	6-6
2015	2-1	0-0	2-1				
2016	0-0	0-3	0-3				
Totals				27-28	22-22	49-50	

MIDWEST LEAGUE MAP




EAST DIVISION

- 3. Dayton Dragons (CIN)
- 4. Fort Wayne Tin Caps (SD)
- 5. Great Lakes Loons (LAD)
- 6. Lake County Captains (CLE)
- 7. Lansing Lugnuts (OAK)
- 11. West Michigan Whitecaps (DET)

WEST DIVISION

- 1. Beloit Sky Carp (MIA)
- 2. Cedar Rapids Kernels (MIN)
- 8. Peoria Chiefs (STL)
- 9. Quad Cities River Bandits (HOU)
- 10. South Bend Cubs (CHC)
- 12. Wisconsin Timber Rattlers (MIL)



COACHING STAFF





JAIR FERNANDEZ

MANAGER

The Great Lakes Loons in conjunction with the Los Angeles Dodgers have named Jair Fernandez as their manager for the 2026 season. Fernandez will manage Great Lakes for the third straight season.

Jair Fernandez is the 11th manager in the Loons' 19-year history and the first to return for a third consecutive year. 2026 will be Fernandez's tenth season as a coach within the Los Angeles Dodgers organization.

This is Jair's second stint with the Great Lakes Loons. He served as the hitting coach in 2017 and 2018. The Loons hit a combined .240 in those two seasons, accumulating 192 home runs.

For his home country, Fernandez has served in a multitude of coaching roles. In 2017 and 2023, he coached for Team Colombia in the World Baseball Classic. He manned third base in the 23' Classic.

In the Colombian League, played annually from October to January, Fernandez managed two different franchises from 2016 to 2018. Leones de Monteria for two seasons and Tigres de Cartagena midway through the end of the 2018 campaign.

Fernandez, 38, debuted in minor league baseball in 2007 at the age of 18 in the Seattle Mariners organization. The Colombian-born catcher spent nine seasons in baseball, appearing with two teams at the Triple-A level.

Fernandez played within four major league organizations, the Mariners, Minnesota Twins, Houston Astros, and Chicago Cubs. Two summers were spent in the Midwest League.

In 2008, he was an MWL All-Star with the Beloit Snappers, now the Beloit Sky Carp. Beloit was then affiliated with the Twins. He had 36 hits in 36 games, batting .283 and posting a .703 OPS. Before that season, he was traded from the Mariners organization to the Twins organization for 34-year-old R.A. Dickey.

Fernandez totaled 470 games in his minor-league career, 31 at the Triple-A level including two with Oklahoma City, in 2012. Since 2015, Oklahoma City has been a Dodgers affiliate.



BRANDON BAILEY PITCHING COACH

Brandon Bailey joins the Loons as their pitching coach for the 2026 season.

Bailey, along with Ramon Troncoso, served as a pitching coach for the Rancho Cucamonga Quakes, then a Low-A Dodgers affiliate) in 2025.

The 2025 Quakes led the California League in strikeouts with 1329 in 132 games, en route to a regular-season South Division title. Bailey is in his second year as a coach in the Dodgers organization.

The 31-year-old was a sixth-round pick of the Oakland Athletics in 2016. He pitched five games with the Houston Astros in 2020. He made his debut on July 26, 2020, throwing a scoreless inning against the Seattle Mariners.

The right-hander threw five seasons in the minors with his last appearance in 2023. He pitched for the Beloit Snappers in 2017, a then Midwest League affiliate of the Oakland Athletics. Bailey pitched in 15 games posting a 2.68 ERA in 57 innings with the Snappers.

Bailey underwent Tommy John Surgery twice in his playing career. He tore the ulnar collateral ligament in his pitching elbow forcing him to miss his senior season at Broomfield High School in Broomfield, Colorado. He did not pitch in 2021, due to an injury needing Tommy John Surgery. Bailey retired in 2023 after another injury to his pitching elbow.

In February 2024, the Baltimore Orioles hired Bailey to be the pitching coach for their affiliate in the Florida Complex League.

Bailey is of Spanish and one-eighth Chickasaw ancestry. He is a member of the Chickasaw nation and his Chickasaw name is "Nita' Iskanno'si". It translates to "Little Bear". Bailey has a little bear tattooed on his left arm.

A native of Westminster, CO, Bailey has a master's degree in sports coaching from the University of Northern Colorado. He pitched collegiately at Gonzaga University.

LOONS PITCHING COACHES

Glenn Dishman	2007, 2015
Danny Darwin	2008, 2009
Chuck Crim	2010
Kremlin Martinez	2011
Hector Barrios	2012
Bill Simas	2013, 2014
Bobby Cuellar	2016, 2018
Connor McGuinness	2017
Luis Mesa	2019
Ryan Dennick	2021
David Anderson	2022, 2023, 2024
Sean Coyne	2025
Brandon Bailey	2026



KEVIN LACHANCE HITTING COACH

Kevin LaChance, 31, will serve as the Loons' hitting coach in 2026. This is LaChance's third year as a coach within the Los Angeles Dodgers organization and second straight with the Loons.

In February 2024, LaChance was hired by the Dodgers and was the hitting coach for the 2024 Arizona Complex League Champions, the ACL Dodgers.

The group had the top on-base percentage (.395), second-best OPS (.809), and second-most stolen bases (109) in a 60-game season.

LaChance came to the Dodgers after two years teaching baseball at the Colangelo Baseball Academy in Manassas, Virginia, owned by former major leaguer Mike Colangelo. During the off-season, LaChance continues to instruct at the academy.

The Clifton, VA native played five seasons of professional baseball. He was a 2016 10th-round draft selection of the Los Angeles Dodgers and played 50 games as a member of the 2017 Pioneer League Champion Odgen Raptors.

After being released, LaChance would be signed by the Arizona Diamondbacks and appeared in 33 games across four affiliates in 2019.

From the tail end of 2019 through the 2022 season, LaChance played for the Winnipeg Goldeyes of the American Association.

A 2016 graduate of the University of Maryland, Baltimore County (UMBC), he played four seasons for the Retrievers baseball team.

A career .301 hitter, LaChance started 198 games at UMBC, missing only one game over his tenure.

LaChance played his high school ball at Centerville High School. Notable attendees include rapper Ludacris, sports reporter Lindsay Czarniak, and current New England Patriots running backs coach Tony Dews.

LOONS HITTING COACHES	
Garey Ingram	2007, 2008
Mike Boughton	2009, 2010
Lenny Harris	2011
Razor Shines	2012
Mike Eylward	2013
Johnny Washington	2014
Jay Gibbons	2015
John Valentin	2016
Aaron Bates	2016
Jair Fernandez	2017, 2018
Justin Viele	2019
David Popkins	2021
Dylan Nasiatka	2022
Q'Koyea Dickson	2023, 2024
Kevin LaChance	2025, 2026



RICHARD DE LOS SANTOS

PITCHING COACH

Richard De Los Santos will begin a second stint with the Loons, as pitching coach for the 2026 season.

In 2025, De Los Santos was a pitching coach for the Dodgers affiliate in the Arizona Complex League.

From 2022 to 2024, De Los Santos alongside David Anderson served as pitching coaches for Great Lakes.

2022-24 rank as the top three seasons in total strikeouts by a Loons pitching staff. In 2022, Great Lakes pitchers achieved a franchise-best 1398 strikeouts. The 2023 Midwest League East Division Championship squad, had 1303 punchouts.

The 41-year-old had a nine-year minor league playing career. The right-hander accumulated over 400 strikeouts. De Los Santos pitched a portion of the 2005 season for the Southwest Michigan Devil Rays, who were purchased in 2006 by the Michigan Baseball Foundation and became the Loons in 2007.



MICHAEL HERMOSILLO

OUTFIELD/BASERUNNING COACH

Michael Hermosillo has been named the Loons outfield/base-running coach for the 2026 season.

Hermosillo played 103 games in the bigs, 56 with the Los Angeles Angels from 2018-2020 and 47 with the Chicago Cubs from 2021-2022.

In 2021, he was diagnosed with a grade-2-plus quad tear that required surgery. He dealt with discomfort in spring training but his leg was "pretty swollen" in between games of a May 7th doubleheader at Wrigley Field against the Los Angeles Dodgers.

The Mesa, AZ native was a 28th-round draft pick of the Los Angeles Angels in 2013.

Hermosillo competed in baseball and football at Ottawa Township High School in Ottawa, Illinois. He was committed to play football and baseball at the University of Illinois before choosing to sign with the Angels.

He spent 10 seasons in the minors, manning the outfield for the Burlington Bees, the former Midwest League affiliate of the Angels in 2015 and 2016.



MARCO HERNANDEZ BENCH COACH

Marco Hernandez is the Loons' 2026 bench coach.

Hernandez was utilized as the bullpen catcher for the Rancho Cucamonga Quakes in 2025.

The Venezuelan-born catcher was signed by the Dodgers in 2015. He played 224 games across six minor league seasons, two stints with Rancho in 2021-2022.

Hernandez finished his playing career in 2023 with the Gary SouthShore RailCats of the American Association.



JOSE CAPELLAN COACH & BULLPEN CATCHER

Jose Capellan is the Loons' 2026 bullpen catcher.

Capellan is in his second season as a coach in the Dodgers organization. In 2025, he was the bullpen catcher for the Tulsa Drillers.

The Dominican-born catcher was signed by the Dodgers in 2009. He played 244 games across six minor league seasons, with two stints in Great Lakes.

In 2013, Capellan hit .249 with a .625 OPS in 68 games for the Loons. He returned in 2014 and had 19 hits in 26 games. Of his 94 games played, he started 85 games behind the plate.

ATHLETIC STAFF

AKINORI MAEDA, HEAD ATHLETIC TRAINER

After joining the Dodgers as a Minor League Athletic Trainer in 2021, Akinori Maeda begins his sixth full season in the organization as the Loons Head Athletic Trainer in 2026. Maeda returns for a second straight season as the primary athletic trainer for Great Lakes.

ALFREDO CASILLAS, ATHLETIC TRAINER

Alfredo Casillas joins the Loons in 2026 as an Athletic Trainer. Casillas served the same role with the Rancho Cucamonga Quakes in 2025.

WALTER LINDO, PERFORMANCE COACH

Walter Lindo will be the Loons performance coach in 2026. Lindo will begin his fifth season as performance coach in the Dodgers organization. Last season Lindo was the performance coach in the Arizona Complex League.

KUPONO DECKER, DEVELOPMENT ASSOCIATE

Kupono Decker is the Loons development associate, a position he was utilized in by the Tulsa Drillers in 2025. Decker, a former pitcher, played collegiately for Jessup University in 2019. Before joining the Dodgers organization, Decker was an assistant coach at Iowa Western. The Hawaii native also served as the University of Nevada's Director of Baseball Operations from 2022-24.

JOHN MURPHY, D.O., MYMICHIGAN HEALTH TEAM ORTHOPAEDIST

Board-certified orthopaedic surgeon and former professional baseball player for the St. Louis Cardinals John Murphy, D.O., of MyMichigan Physicians Group, provides orthopaedic sports medicine support for the Loons. He received his medical degree at Kirksville College of Osteopathic Medicine in Kirksville, MO, and completed an orthopaedic residency at Genesys Regional Medical Center in Flint. He is a member of several professional organizations including the American Osteopathic Association of Orthopaedics, Michigan Osteopathic Academy of Orthopedic Surgeons, and the Michigan Orthopaedic Society, just to name a few. Dr. Murphy practices in Midland and Gladwin and is on the active medical staff of MyMichigan Medical Center-Midland. He resides in Midland with his wife, Christina, who is a gastroenterologist and their two daughters.

J.T. PINNEY, M.D., MYMICHIGAN HEALTH TEAM PHYSICIAN

Board-certified family practitioner and sports medicine specialist J.T. Pinney, M.D., provides primary care sports medicine support for the Loons. He is board certified in family medicine and holds a certificate of added qualifications in sports medicine. Dr. Pinney is the medical director of WellSport, the sports medicine program at MyMichigan Health. He also is an assistant professor of family medicine at Michigan State University College of Human Medicine. Dr. Pinney is a member of several professional organizations including the American College of Sports Medicine, American Medical Society for Sports Medicine, and a fellow of the American Academy of Family Physicians, just to name a few. He completed his medical degree at Wayne State University School of Medicine in Detroit and his family medicine residency at MyMichigan Medical Center – Midland. Dr. Pinney practices with MyMichigan Physicians Group in Midland and Mt. Pleasant and resides in Midland with his wife, Lydia, who is also a physician and is the vice president of quality and safety for MyMichigan Health. The couple has two grown children.



HISTORY

LOONS ALL-TIME ROSTER

A (31)

Abdullah, Imani, RHP, 2016-17
Acosta, Aldry, RHP, 2021-23
Acosta, Ryan, RHP, 2011
Adkins, James, LHP, 2007
Adkison, Tyler, OF, 2017
Aguasviva, Geison, LHP, 2008-09
Aguilar, Alexis, INF, 2013
Ahart, Devin, OF, 2014
Ahmed, Michael, UT, 2015
Akins, Nick, OF, 2011-12
Albert, Shakir, OF, 2017
Alcantara, Ismael, 2022-23
Alejo, Carlos, RHP, 2021-22
Alleyne, Chris, OF, 2023
Alexy, A.J., RHP, 2017
Allen, Jimmy, UT, 2015
Alonso, Juan, OF, 2024
Alvarez, Yadier, RHP, 2016
Alvino, Jasiel, RHP, 2018-19
Amaya, Jacob, INF, 2018-19
Ames, Steve, RHP, 2010
Anderson, Chris, RHP, 2013
Anderson, Isaac, RHP, 2015-16
Anton, Rick, LHP, 2011
Apodaca, Juan, C, 2007
Arano, Victor, RHP, 2014
Araujo, Victor, RHP, 2012, 2014
Arredondo, Jesus, INF, 2012
Auger, Brooks, RHP, 2025
Avans, Drew, OF, 2018-19
Ayon, Andres, OF, 2016

B (64)

Baez, Pedro, 3B, 2008
Baldwin, James, OF, 2012-13
Banks, Stetson, OF, 2010
Barbary, Chase, C, 2019-21
Bare, Crayton, LHP, 2013
Barlow, Scott, RHP, 2014-15
Bass, Brian, RHP, 2016
Baune, James, RHP, 2014
Bautista, Kelvin, LHP, 2024
Bawcom, Logan, RHP, 2011
Beaty, Matt, INF, 2015
Becker, Joe, INF, 2008-11
Beeter, Clayton, RHP, 2021
Belge, Jeff, LHP, 2019-22
Bell, Josh, 3B, 2007
Berezay, Matt, OF, 2007
Bergjans, Tommy, RHP, 2015
Berman, Stevie, C, 2016-17
Betancourt, Kenneth, INF, 2021, 2023
Biddison, Nick, INF/OF, 2023-25
Bird, Zachary, RHP, 2013-14
Blevins, Bobby, RHP, 2008-09
Boothe, Robert, RHP, 2009, 2011
Bosnik, Jesse, 3B, 2011-12
Boudreaux, Justin, INF, 2012
Boyer, Logan, RHP, 2021
Boyle, Michael, LHP, 2015-16
Brannon, Blake, RHP, 2007-09
Bray, Adam, RHP, 2016
Brigham, Jeff, RHP, 2015
Brooks, Doug, RHP, 2007
Brooks, Parker, C, 2007
Broussard, Joe, RHP, 2015
Brown, Geoff, LHP, 2012-13
Brown, Ryan, RHP, 2025
Brown, Kevin, RHP, 2016
Bruihl, Justin, LHP, 2019
Bruno, Maddux, LHP, 2023-25
Budkevics, Pete, RHP, 2011

Buehler, Walker, RHP, 2016

Burgos, Alex, LHP, 2016
Burgos, Raul, RHP, 2011
Busch, Michael, INF, 2019
Buss, Nick "Chili", OF, 2009-10

C (61)

Caba, Myles, LHP, 2025
Cabrera, Jeisson, RHP, 2024
Calfee, Clay, 1B, 2009
Calhoun, Willie, INF, 2015
Camargo, Jair, UT, 2019
Campbell, Dylan, OF, 2024
Campbell, James, RHP, 2012-15
Campbell, Matt, RHP, 2014-15
Campos, Chris, RHP, 2024
Cantleberry, Jacob, LHP, 2021-22
Capellan, Jose, C, 2013-14
Carela, Daniel, RHP, 2012-13
Carpenter, Brock, 3B, 2017-18
Carrillo, Gerardo, RHP, 2018
Cartaya, Diego, C, 2022
Carter, James, RHP, 2017-18
Cash, Ralston, RHP, 2012-14
Casparius, Ben, RHP, 2022-23
Castillo, Arismendy, RHP, 2007
Castillo, Deivy, OF, 2016
Castro, Jeronimo, RHP, 2018-19
Castro, Yon, RHP, 2023
Caughel, Lindsey, RHP, 2013, 2015
Cavazos-Galvez, Brian, OF, 2010
Cedeno, Juan, LHP, 2008
Celli, Federico, OF, 2015, 2016
Cespedes, Yeison, RHP, 2018-19
Chacin, Jose, RHP, 2018-19
Chigbogu, Justin, 1B, 2014-15
Ching, Zac, INF, 2021-22
Chirinos, Luis, RHP, 2014
Chirinos, Yhostin, INF, 2021
Chiu, Marcus, INF, 2018
Choi, Hyun-Il, RHP, 2021-23
Christenson, Ryan, LHP, 2010-11
Chubb, Austin, C, 2015
Cilladi, Steve, C, 2011
Cogen, Matt, OF, 2018-19
Coleman, Paul, LHP, 2007
Collado, Keyter, C, 2011
Cone, Derek, RHP, 2011
Contreras, Edwin, RHP, 2010
Cooper, Morgan, RHP, 2021
Copen, Patrick, RHP, 2024-25
Cordero, Josmar, UT, 2014-15
Cotton, Jharel, RHP, 2013, 2015
Couliombe, Danny, LHP, 2012
Cowen, Austin, C, 2013
Coyle, Bobby, OF, 2011
Crawford, Leo, LHP, 2016-18
Crescentini, Marcus, RHP, 2016
Crouse, Logan, RHP, 2017
Crowell, Wyatt, LHP, 2024-25
Cruz, Nicolas, RHP, 2024-25
Cruz, Oneil, SS, 2017
Cuadrado, Romer, OF, 2018-19
Cuello, Edward, RHP, 2019-21
Cueto, Gio, C, 2025
Cuevas, Noel, OF, 2012
Curletta, Joey, OF, 2014
Curry, Parker, RHP, 2017

D (39)

Dalton, Parker, INF, 2008-09
Davis, Brendon, SS, 2016-17

Day, Cam, RHP, 2025
Decker, Cameron, INF, 2025
De Geus, Brett, RHP, 2019
De Jesus, Alex, INF, 2022
De Jongh, Aldrich, OF, 2022
De La Rosa, Rubby, RHP, 2010
De La Paz, Franklin, LHP, 2021, 2023-24
De Leon, Jose, RHP, 2014
De Los Santos, Carlos, RHP, 2022-23
DeLuca, Jonny, 2021-22
De Paula, Josue, 2024-25
De Paula, Luis, LHP, 2016-17
De Paula, Reinaldo, RHP, 2022-23
Dean, Blake, 1B, 2011
Dean, Nick, INF, 2015-16
DeJong, Scott, OF/IB, 2015
Delmonico, Tony, C, 2009
Diaz, Amalio, RHP, 2012
Diaz, Angel, INF, 2025
Diaz, Jose "Jumbo", RHP, 2007
Diaz, Wilfredo, LHP, 2008
Diaz, Wilman, INF, 2025
Diaz Yanel, Luis, INF, 2022-23
Dickson, O'Koyea, 1B, 2012
Dixon, Brandon, 3B, 2013
Domeuc, Steve, C, 2011
Dominguez, Jose, RHP, 2012
Downing, Gregg, LHP, 2013
Drake, Yadir, OF, 2015
Dreyer, Jack, LHP/OF, 2023
Drowne, Michael, LHP, 2011
Drury, Austin, LHP, 2018-21
Duensing, Cole, RHP, 2022
Duester, Patrick, RHP, 2017
Duran, Carlos, RHP, 2021-22
Dutton, Jon, LHP, 2008-09

E (6)

Eaington, Eric, LHP, 2012
Edge, Andrew, C, 2012
Edwards, Jonathan, RHP, 2024
Eowald, Nathan, RHP, 2009
Erickson, Gorman "Griff", C, 2010
Estevez, Omar, 2B, 2016

F (24)

Farmer, Kyle, C, 2014
Feduccia, Hunter, C, 2018-19
Feliciano, Roberto, LHP, 2009
Felix, Carlos, RHP, 2017
Felix, Francisco, RHP, 2007
Ferguson, Caleb, LHP, 2016
Fernandez, Roberth, LHP, 2015
Fernandez, Pablo, RHP, 2015
Fernandez, Yeiner, C, 2023
Ferrerias, Luis, RHP, 2008
Ferris, Jackson, LHP, 2024
^Fields, Daniel, OF, 2016
Figueroa, Jonathan, LHP, 2007
Finley, Drew, RHP, 2019
Fink, Braidyn, LHP, 2021
Fisher Braydon, RHP, 2022-23
Foeller, Aidan, RHP, 2025
Fox, Luke, LHP, 2025
Franco, Bladimir, 3B, 2013
Frasso, Nick, RHP, 2022
French, Austin, LHP, 2017
Freeland, Alex, INF, 2023-24
Frias, Carlos, RHP, 2013
Fuller, Justin, INF, 2007-08

LOONS ALL-TIME ROSTER

G (47)

Galiz, Jesus, C, 2024
Gallagher, Austin, 1B, 2009
Gamboa, Alec, LHP, 2021
Gamboa, Max, RHP, 2018
Garabedian, Alex, C, 2008
Garate, Victor, LHP, 2008
Garcia, Alan, RHP, 2013
Garcia, Johan, INF, 2010
Garcia, Jon, OF, 2011
Garcia, Luis, RHP, 2009
Garcia, Yimi, RHP, 2012
Garcia, Yossandy, OF, 2008
Garcia, Yunior, OF, 2022-24
Gardner, Michael, RHP, 2007
Garlick, Kyle, OF, 2015
Garvey, Robbie, OF, 2013
Gaudi, Nick, RHP, 2010
Gauthier, Austin, INF, 2022-23
Gelof, Jake, INF, 2024-25
George, Kendall, OF, 2025
German, Angel, RHP, 2016-17
German, Yulkun, LHP, 2007
Gibbens, Cameron, RHP, 2021
Giles, Tommy, OF, 2007
Gomez, Cristian, INF, 2015-16
Gomez, Gustavo, RHP, 2011-12
Gomez de Segura, Matt, RHP, 2007
Gonsolin, Tony, RHP, 2016-17
Gonzalez, Adolfo, INF, 2007
Gonzalez, Elevys, INF, 2013
Gonzalez, Jorge, RHP, 2025
Gonzalez, Joseilyn, RHP, 2025
Gonzalez, Sawil, RHP, 2013
Gonzalez, Victor, LHP, 2015-16, 2018
Gonzalez, Yeurí, RHP, 2015
Gould, Garrett, RHP, 2011
Grana, Kyle, RHP, 2017
Gray, Josiah, RHP, 2019
Green, Gage, UT, 2015-17
Grider, Casio, UT, 2011, 2013
Griggs, Scott, RHP, 2012-13, 2015
Guerra, Javy, RHP, 2009
Luis Guerra, INF, 2023
Guerrero, Eduardo, INF, 2025
Guerrero, Pedro, INF, 2010, 2012
Gutierrez, Roque, RHP, 2025
Guzman, Kevin, RHP, 2015

H (42)

Hagenman, Justin, RHP, 2018-19
Hamilton, Austin, LHP, 2018
Hainline, Elijah, INF, 2025
Hansen, Mitchell, OF, 2018
Hatch, Anthony, 3B, 2009
Harris, Ben, LHP, 2022
Harris, Greg, RHP, 2014
Harrison, Garrett, LHP, 2016-17
Helsabeck, Wes, LHP, 2016
Hemmerich, Devin, LHP, 2018
Henderson, Chris, INF, 2011
Hennigan, Dan, INF, 2015
Henriquez, Edgardo, RHP, 2024
Henson, Jake, C, 2016
Heredia, Starling, OF, 2018
Hering, Colin, LHP, 2015
Hermeling, Alex, RHP, 2016
Hermesen, Jake, LHP, 2013
Hernandez, Bryant, INF, 2010-11
Hernandez, Jose, LHP, 2021-22
Hernandez, Ricardo, RHP, 2018
Herrera, Elian, UT, 2007, 2009
Hershiser, Jordan, RHP, 2012-14

Heubeck, Peter, RHP, 2024
Hewitt, Max, INF, 2022-23
Heyer, Luke, INF, 2018-21
Hobbs, Michael, RHP, 2022-23
Hobbs, Carson, RHP, 2024-25
Hoenecke, Paul, INF, 2013-14
Hoese, Kody, 3B, 2019
Holland, Malcolm, UT, 2013-14
Holmes, Grant, RHP, 2015
Hooper, Kyle, RHP, 2014-15
Hope, Garrett, C, 2016, 2018-19
Hope, Zyhír, OF, 2025
Hoyt, Justin, LHP, 2018
Housey, John, RHP, 2011
Huebeck, Peter, RHP, 2023
Hulsizer, Niko, OF, 2019
Hunt, Bridger, OF, 2007
Hunt, Jeff, 3B, 2012
Hurt, Kyle, RHP, 2022

I (6)

Ibarra, Joel, RHP, 2024-25
Iden, David, 2B
Inoa, Joel, RHP, 2018-19
Isabel, Ibandel, 1B, 2016
+ Ishibashi, Fumimasa, C, 2009
Istler, Andrew, RHP, 2016

J (13)

Jackson, Andre, RHP, 2018-19
Jacobs, Chris, 1B, 2010-11
Jagiello, Dan, RHP, 2017-18
Jansen, Kenley, C, 2007-08
January, Ryan, C, 2021-22
Jeffrey, Madison, RHP, 2024
Jenco, Saige, OF, 2016-17
Jimenez, Melvin, RHP, 2017-21
Johnson, Michael, LHP, 2014
Johnson, Steven, RHP, 2007-08
Jones, Joe, RHP, 2007
Jones, Matt, 1B, 2016
Jones, Owen, RHP, 2013

K (15)

Kanaby, Erik, OF, 2008-09
Karros, Jared, RHP, 2023-24
Kasowski, Marshall, RHP, 2017-18
Keith, Damon, OF, 2022-23
Kendall, Jeren, OF, 2017
Kennedy, Garrett, C, 2015-16
Kershaw, Clayton, LHP, 2007
Knack, Landon, RHP, 2021
Knowles, Antonio, RHP, 2021-23
Kolek, Stephen, RHP, 2018-19
Kopp, Ronan, LHP, 2022-23
Kowalczyk, Karch, RHP, 2015-16
Kremer, Dean, RHP, 2016
Kutz, Given, RHP, 2008

L (26)

Lambo, Andrew, OF/1B, 2008
Landon, Logan, OF, 2015-16
Landry, Leon, OF, 2011
Laney, Matt, LHP, 2012
Lao, Sauryn, INF/RHP, 2022-23
Lara, Christian, IF, 2010-11
Leasure, Jordan, RHP, 2022
Lee, Ji-Mo, RHP, 2010
Lee, Zach, RHP, 2011
Leon, Julian, C, 2015
Leonard, Eddys, INF, 2019-22
Lewis, Brandon, INF, 2019-21

Liranzo, Thayron, C, 2024
Linares, Johnathan, C, 2013
Lima, Joel, RHP, 2012-13
Linan, Sean Paul, RHP, 2025
Lindblom, Josh, RHP, 2008
Liput, Deacon, INF, 2018-21
Little, Jack, RHP, 2019-21
Lizarraga, Francisco, INF, 2007-08
Lockhart, Lael, LHP, 2021-22
Lockwood-Powell, Griffin, INF, 2023
Long, Nolan, RHP, 2015-17
Lopez, Esteban, C, 2008-09
Luna, Jesus, RHP, 2024-25
Lux, Gavin, INF, 2017

M (60)

Magill, Matt, RHP, 2010
Makarewich, Alex, RHP, 2025
Malisheski, Kevin, RHP, 2019-22
Malone, Chris, RHP, 2007
Mann, Devin, 2B, 2018
Martin, Ethan, RHP, 2009
Martin, Jarret, LHP, 2012
Martin, Payton, RHP, 2024-25
Martinez, Brandon, RHP, 2012-15
Martinez, Hector, INF, 2022
Martinez, Jonathan, RHP, 2013-14
Martinez, Jose, RHP, 2019-21
Martinez, Michael, RHP, 2024
Martinus, Mairos Hendrick, INF, 2025
Mateo, Edwin, INF, 2022
Mateo, Jackson, RHP, 2012
Mathews, Brian, INF, 2007-09
Mathewson, Chris, RHP, 2017
Matre, Steve, RHP, 2011
Mattingly, Preston, INF, 2007-08, 2011
Mattison, Kieran, RHP, 2008
May, Dustin, RHP, 2017
Maynard, Pratt, C, 2012
McLain, Josh, OF, 2018
McLain, Sean, INF, 2024
McDonnell, Rob, LHP, 2016
McDaniels, Garrett LHP, 2024
McGeary, Jack, LHP, 2014
McGee, Lenell, OF, 2010
McGough, Scott, RHP, 2011
McKinstry, Zach, INF, 2016-18
McLain, Josh, OF, 2019
McWilliams, Sam, UT, 2019-21
Meador, Jacob, RHP, 2024
Malgarejo, Thomas, LHP, 2007-08
Meza, Erick, 1B, 2016-17
Meza, Luis, RHP, 2013
Mier, Jessie, C, 2008
Mieses, Johan, OF, 2015
Miller, Aaron, LHP/OF, 2009, 2013
Miller, Bobby, RHP, 2021
Miller, Darrell, C, 2018
Miller, Justin, RHP, 2008-10
Miller, Noah, INF, 2024
Mirabal, Charlie, INF, 2011
Mokma, Mike, RHP, 2021
Molina, Jose Alberto, LHP, 2015
Mongelli, Sam, INF/OF, 2024
Montgomery, Wills, RHP, 2017-18
Montgomery, Brandon, INF, 2017-18
Montgomery, Bret, RHP, 2011
Morales, Brayton, CF, 2017-18
Morales, Delvis, INF, 2012, 2014
Morillo, Juan, RHP, 2021, 2023
Morris, Bryan, RHP, 2008
Moseley, Ryan, RHP, 2017
Moyer, Dillon, INF, 2014

LOONS ALL-TIME ROSTER

Muhammad, Jeremiah, RHP, 2017
 Munoz, Samuel, OF, 2025
 Myers, Kole, OF, 2025

N (10)

Nastrini, Nick, RHP, 2022
 Navarro, Orlandy, RHP, 2018
 Navin, Spencer, C, 2014-15
 Nealy, Colby, RHP, 2017
 Neeck, Brandon, LHP, 2024
 Nevin, Kyle, INF, 2024-25
 Newell, Chris, OF, 2023-24
 Nicklaus, Jackson, INF, 2025
 Noriega, Juan, RHP, 2012
Nunez, Darien, LHP, 2018

O (12)

Oaks, Treuor, RHP, 2015
Ochsenbein, Aaron, RHP, 2019
 Ogle, Tyler, C/1B, 2012-13
 Oguisten, Faustino, INF, 2014-15
 Ortiz, Jaime, 1B, 2008, 2010
 Ortiz, Robinson, LHP, 2019-21, 2025
 Ortiz, Orlando, RHP, 2023
 O'Sullivan, Ryan, RHP, 2012
 Osuna, Lenix, RHP, 2017
 Ottesen, Riley, RHP, 2017-18
Outman, James, OF, 2019-21
 Ozoria, Arismendy, RHP, 2012-13

P (35)

Pages, Andy, OF, 2021
 Palmer, Cameron, RHP, 2015
 Pasen, Luis, LHP, 2018
 Paroubeck, Jordan, OF, 2016
 Patick, Sterling, LHP, 2025
Patterson, Red, RHP, 2011
Paulson, Dillon, 1B, 2019
 Paxson, J.B., RHP, 2010
 Paz, Luis, 1B, 2017
Pederson, Joc, OF, 2011
 Pedroza, Jaime, 2B, 2009
 Pena, Roman, OF, 2011
 Pepiot, Ryan, RHP, 2019
 Percival, Cole, RHP, 2021-22
 Perez, Eduardo, 1B, 2007-08
 Perez, Jimmy, 3B, 2016
 Perez, Moises, INF, 2017
 Pericht, Michael, C, 2011-12
 Perio, Noah, INF, 2016
 Peto, Robbie, RHP, 2022-23
 Peterson, Eric, UT, 2018
 Peterson, James, OF/1B, 2007
 Pevsner, Andrew, LHP, 2011
 Pfeiffer, David, LHP, 2007
 Pfeifer, Philip, LHP, 2016
 Pilarski, Jake, RHP, 2023
 Pimentel, Elissaul, RHP, 2010
 Pitre, Gersel, UT, 2017-19
 Pittore, Gavin, RHP, 2016-17
 Plunkett, Zack, RHP, 2021
Pop, Zach, RHP, 2018
 Pope, Mark, RHP, 2014
 Powell, Chris, RHP, 2016
 Pratt, Jordan, RHP, 2009
 Puerta, Jorge, INF/OF, 2023

Q (2)

Quintero, Eduardo, OF, 2025
 Quiroz, Nelson, C, 2024-25

R (53)

Raley, Luke, OF, 2016
 Ramirez, Adolfo, RHP, 2022-23
 Ramirez, Miguel, RHP, 2007-08
 Ramirez, Kelvin, RHP, 2024
 Ramos, Kelvin, INF, 2015
 Ramos, Jose, OF, 2022
 Rathjen, Jeremy, OF, 2013
 Redding, JonMichael, RHP, 2009
 Reid-Foley, David, RHP, 2015
 Reinoso, Livan, RHP, 2024-25
Reks, Zach, OF, 2017
 Restituyo, Harold, OF, 2022
 Reyes, Bernardo, RHP, 2015-16
Rhame, Jacob, RHP, 2014
 Ricardo, Dashenko, C, 2013
 Richy, John, RHP, 2014
 Rincon, Carlos, OF, 2017-18
Rios, Edwin, INF, 2016
 Rios, Kekai, C, 2022
Rivas, Webster, C, 2013-15
 Rivera, Juan INF, 2007-08
 Rivera, Michael, INF, 2007
 Roberts, Jordan, LHP, 2010
 Robinson, Daniel, OF, 2019
 Robinson, Errol, SS, 2017
Robinson, Trayvon, OF, 2007
 Robles, Benony, LHP, 2023
 Rodriguez, Frank, C, 2023-25
 Rodriguez, Jesus, RHP, 2007
 Rodriguez, Jose, RHP, 2024
 Rodriguez, Juan, RHP, 2011-12
 Rodriguez, Leo, INF, 2013-14
 Rodriguez, Luis, OF, 2024
 Rodriguez, Ramon, C, 2017-18
Rodriguez, Steven "Paco", RHP, 2012
 Rodulfo, Jose, RHP, 2021
 Rogers, Rob, RHP, 2013
 Rojas, Carlos, C, 2025
 Roller, Chris, OF, 2018-19
 Romero, Christian, RHP, 2024-25
 Rondon, Daigoro, RHP, 2008-09
Rooney, John, LHP, 2018-19
 Rosario, Jovanny, OF, 2008
 Rosario, Jerming, RHP, 2023-24
Rossman, Charles "Bubby", RHP 2015
 Ruebeck, Christian, RHP, 2024-25
 Ruen, Noah, RHP, 2025
 Ruggiano, Brian, 3B, 2010
 Ruibal, Euy, RHP, 2017
Ruiz, Keibert, C, 2017
Rushing, Dalton, C, 2023
 Russell, Kyle, OF, 2009
Ryan, River, RHP, 2022

S (67)

Salow, Logan, LHP, 2018
Sanchez, Angel, RHP, 2011, 2013
 Sanchez, Raydel, RHP, 2012
 Sandoval, Ariel, OF, 2016
Sands, Jerry, OF/1B, 2009-10
 Sanflier, Miguel, LHP, 2007-08
 Santana, Alex 3B/OF, 2014-15
Santana, Dennis, RHP, 2016
Santana, Carlos, C, 2007
 Santana, Cristian, 3B, 2017
 Santarsiero, Vinny, RHP, 2017-18
 Santos, Jose, RHP, 2016-17
 Sartor, Matt, RHP, 2008
 Savage, Will, RHP, 2010
Sborz, Josh, RHP, 2015
 Scavuzzo, Jacob, OF, 2014-15
Schebler, Scott, OF, 2012
 Schueller, Sven, RHP, 2017-18

Scoggins, Adam, LHP, 2022
 Scott, Ryan, C, 2015
Scrubb, Andre, RHP, 2017-18
Seager, Corey, SS, 2013
 Sell, Nick, OF, 2015
 Sequera, Gregorio, RHP, 2017-18
 Serwinowski, Adam, LHP, 2025
 Sexton, Tim, RHP, 2007, 2011
 Shaps, Andrew, LHP/OF, 2021-22
 Shaw, Evan, LHP, 2025
Sheehan, Emmet, RHP, 2021-22
Sheffield, Jordan, RHP, 2016-17
 Shelton, Easton, OF, 2025
 Shelton, Matt, RHP, 2012-13, 2015
 Shines, Devin, OF, 2012-13
 Silverio, Alfredo, OF, 2008-09
 Sirota, Mike, OF, 2025
Smeltzer, Devin, LHP, 2017
 Smit, Kyle, RHP, 2007-09
Smith, Blake, OF, 2010
 Smith, Eric, C, 2013
 Smith, Julian, LHP, 2021-23
 Smith, Steve, RHP, 2009-10
Smith, Will, C, 2016
 Songco, Angelo, OF/1B, 2009-10, 2012
 Sopko, Anderson, RHP, 2016
 Soto, William, RHP, 2016
 Speer, Hunter, RHP, 2021
Spitzbarth, Shea, RHP, 2016
 St. Clair, Cole, LHP, 2009
 Stanek, Cal, RHP, 2008
 Stem, Craig, RHP, 2012-13
Stewart, Brock, RHP, 2015
 Stickel, Brant, LHP, 2011
 Stolo, Christian, LHP, 2017
Stone, Gavin, RHP, 2021-22
 Stover, Pat, OF, 2013
 Strain, Connor, RHP, 2018
Strange-Gordon, Dee, SS, 2009
Stripling, Ross, RHP, 2012
 Suarez, Christian, LHP, 2022-24
 Suarez, Gabriel, UT, 2022
 Sublette, Ryan, RHP, 2012
 Suiter, Andy, LHP, 2010
 Sulbaran, Miguel, LHP, 2012-13
 Sutherland, David, 1B, 2007
 Swan, Eric, RHP, 2025
Sweeney, Darnell, INF, 2012
 Sylvester, Derrick, RHP, 2015

T (20)

Tabeling, Logan, RHP, 2025
 Taloa, Rick, 1B, 2007
 Tarsovich, Jordan, INF, 2015
 Tate, Donovan, OF, 2016
 Tavarez, Alfredo, RHP, 2017-19
 Taylor, Brandon, INF, 2008
 Taylor, Carson, C, 2021
 Taylor, Kevin, INF, 2012-13
 Taylor, Thomas, RHP, 2013
Thomas, Cody, OF, 2017
 Thomas, Mike, LHP, 2012
 Thompson, Eric, RHP, 2008
 Thompson, Jordan, INF, 2024-25
 Todd, Tre, UT, 2019
Tolleson, Shawn, RHP, 2011
 Tomey, Anthony, RHP, 2008
 Toscano, Dian, OF, 2016
 Trinkwon, Brandon, INF, 2013-14
 Tubbs, Darien, OF, 2016-17
 Tyranski, Mitchell, LHP, 2023

LOONS ALL-TIME ROSTER

U (5)

Uceta, Edwin, RHP, 2018

Urena, Miguel, RHP, 2017

Urias, Julio, LHP, 2013

Underwood, J.D., RHP, 2015

Uter, Kam, RHP, 2017

V (21)

Valera, Leonel, INF, 2019-22

Van Slyke, Scott, OF, 2007-08

Valdez, Jesus, 1B, 2013

Valdez, Joan, RHP, 2022

Valentin, Jesmuel, INF, 2013-14

Vanegas, Albert, RHP, 2014

Vargas, Jesus, RHP, 2018-21

Vargas, Imanol, 1B, 2022

Vargas, Miguel, 3B, 2018-21

Vasquez, Luis, RHP, 2010

Vazquez, Jan, C, 2012

Vela, Ivan, INF, 2015

Verdugo, Alex, OF, 2015

Vetrano, Joe, OF, 2025

Vetters, Travis, 2008-09

Vieitez, Ivan, RHP, 2016

Villa, Francisco, RHP, 2014

Vivas, Jorbit, INF, 2021-22

von Schamann, Duke, RHP, 2012

Vogel, Jake, OF, 2023-24

Vranesh, Joe, OF, 2021-22

W (30)

^Wade, Cory, RHP, 2008

Wagner, Logan, INF, 2025

Walker, Jared, INF, 2016-18

Wall, Josh, RHP, 2007, 2010

Wallach, Brett, RHP, 2010

Wallach, Matt, C, 2009

Walter, Josh, RHP, 2009

Wampler, Tyler, INF, 2014-15

Ward, Ryan, OF, 2021

Warzek, Bryan, LHP, 2018

Washington, Mark, RHP, 2018-19

Watson, Cyrillo, RHP, 2021

Webster, Allen, RHP, 2010

Wepf, Lucas, RHP, 2023-24

West, Jason, RHP, 2012

White, Cody, LHP, 2007

White, Garrett, LHP, 2007-08

White, Mitchell, RHP, 2016

Whiting, Brant, C, 2015-16

Widell, Ryley, LHP, 2021

Wilborn, Greg, LHP, 2010-12

Willeman, Zach, RHP, 2018-19

Williams, Kendall, RHP, 2022-23

Windle, Tom, LHP, 2013

Winker, Joe, OF/1B, 2012-13

Wise, J.T., C, 2010

Witt, Nathan, RHP, 2019

Wong, Connor, C, 2017

Wolfe, Brian, OF/1B, 2015

Wroblewski, Justin, LHP, 2023

Y (6)

Yarnall, Nick, 1B, 2017-18

Yean, Reynaldo, RHP, 2025

Ynoa, Rafael, INF, 2010

Young, Taylor, INF, 2023

Yount, Austin, UT, 2010

Yurchak, Justin, 1B, 2019-21

Z (5)

Zabala, Aneurys, RHP, 2017-18

Zabala, Juan, C, 2021-22

Zazueta, Christian, RHP, 2025

Zimmerman, Bob, RHP, 2008

Zuniga, Guillermo, RHP, 2019

678 total players

Reached MLB (132)

^MLB Rehab assignment

LOONS IN THE MAJORS

Player	Year	Debut
LHP Clayton Kershaw	2007	5/25/08 - LAD
LHP Victor Garate	2008	9/5/09 - WSH
C Carlos Santana	2007	6/11/10 - CLE
3B Josh Bell	2007	7/1/10 - BAL
RHP Kenley Jansen	2007-08	7/24/10 - LAD
OF/1B Jerry Sands	2009-10	4/18/11 - LAD
RHP Javy Guerra	2009-10	5/15/11 - LAD
RHP Rubby de la Rosa	2010	5/24/11 - LAD
RHP Josh Lindblom	2008	6/1/11 - LAD
SS Dee Strange-Gordon	2009	6/6/11 - LAD
OF Trayvon Robinson	2007	8/5/11 - SEA
RHP Nathan Eovaldi	2009	8/6/11 - LAD
OF/1B Scott Van Slyke	2007-08	5/9/12 - LAD
UT Elian Herrera	2007, 09	5/15/12 - LAD
RHP Shawn Tolleson	2011	6/7/12 - LAD
RHP Steve Johnson	2007-08	7/15/12 - BAL
RHP Josh Wall	2007, 10	7/22/12 - LAD
LHP Paco Rodriguez	2012	9/9/12 - LAD
RHP Bryan Morris	2008	9/14/12 - PIT
RHP Allen Webster	2010	4/21/13 - BOS
RHP Matt Magill	2010	4/27/13 - LAD
RHP Jose Dominguez	2012	6/30/13 - LAD
RHP Luis Garcia	2009	7/10/13 - PHI
RHP Steve Ames	2010	7/30/13 - MIA
RHP Ethan Martin	2009	8/2/13 - PHI
OF Andrew Lambo	2008	8/13/13 - PIT
OF Nick "Chili" Buss	2009-10	9/14/13 - LAD
RHP Red Patterson	2011	5/1/14 - LAD
RHP Pedro Baez	2008	5/5/14 - LAD
RHP Jumbo Diaz	2007	6/20/14 - CIN
RHP Carlos Frias	2013	8/4/14 - LAD
OF Joc Pederson	2011	9/1/14 - LAD
RHP Yimi Garcia	2012	9/1/14 - LAD
INF Rafael Ynoa	2010	9/1/14 - COL
LHP Daniel Coulombe	2012	9/16/14 - LAD
OF Scott Schebler	2012	6/5/15 - LAD
RHP Zach Lee	2011	7/25/15 - NYM
RHP Scott McGough	2011	8/20/15 - MIA
INF Darnell Sweeney	2012	8/20/15 - PHI
INF Corey Seager	2013	9/3/15 - LAD
RHP Ross Stripling	2015	4/8/16 - LAD
LHP Julio Urias	2013	5/27/16 - LAD
RHP Brock Stewart	2015	6/29/16 - LAD
RHP Jose De Leon	2014	9/4/16 - LAD

LOONS IN THE MAJORS

Player	Year	Debut
RHP Jharel Cotton	2013, 15	9/7/16 - OAK
OF/RHP Blake Smith	2010	9/10/16 - CWS
C Kyle Farmer	2014	7/30/17 - LAD
RHP Angel Sanchez	2011, 13	8/24/17 - PIT
OF Alex Verdugo	2015	9/1/17 - LAD
OF O'Koyea Dickson	2012	9/2/17 - LAD
RHP Jacob Rhame	2014	9/2/17 - NYM
RHP Walker Buehler	2016	9/7/17 - LAD
UT Willie Calhoun	2015	9/12/17 - TEX
RHP Victor Arano	2014	9/12/17 - PHI
CF Noel Cuevas	2012	4/22/18 - COL
RHP Trevor Oaks	2015	4/28/18 - KC
INF Jasmuel Valentin	2013-14	4/29/18 - PHI
RHP Scott Barlow	2014	4/30/18 - KC
3B Brandon Dixon	2013	5/22/18 - CIN
RHP Dennis Santana	2016	6/1/18 - LAD
LHP Caleb Ferguson	2016	6/6/18 - LAD
RHP Jeff Bringham	2015	9/2/18 - MIA
INF Matt Beaty	2015	4/30/19 - LAD
OF Kyle Garlick	2015	5/19/19 - LAD
LHP Devin Smeltzer	2017	5/28/19 - MIN
C Will Smith	2016	5/28/19 - LAD
RHP Josh Sborz	2015	6/20/19 - LAD
RHP Tony Gonsolin	2016	6/26/19 - LAD
INF Edwin Rios	2016	6/27/19 - LAD
RHP Dustin May	2017	8/2/19 - LAD
SS Gavin Lux	2017	9/2/19 - LAD
RHP Andre Scrubb	2017	7/28/20 - HOU
LHP Victor Gonzalez	2015	7/31/20 - LAD
C Keibert Ruiz	2017	8/16/20 - LAD
RHP Mitchell White	2016	8/28/20 - LAD
RHP Dean Kremer	2016	9/6/20 - BAL
UT Zach McKinstry	2016	9/16/20 - LAD
RHP Brett De Geus	2019	4/1/21 - TEX
RHP Jordan Sheffield	2016	4/2/21 - COL
RHP Zach Pop	2018	4/3/21 - MIA
OF Luke Raley	2016	4/9/21 - LAD
RHP Edwin Uceta	2018	4/30/21 - LAD
C Webster Rivas	2013-15	5/28/21 - SD
OF Zach Reks	2017	6/21/21 - LAD
C Connor Wong	2017	6/22/21 - BOS
LHP Darien Nunez	2018	7/9/21 - LAD
RHP Josiah Gray	2019	7/20/21 - LAD
RHP Shea Spitzbarth	2016	8/2/21 - PIT

LOONS IN THE MAJORS

Player	Year	Debut
LHP Justin Bruihl	2019	8/8/21 - LAD
RHP Andre Jackson	2018-19	8/16/21 - LAD
RHP A.J. Alexy	2017	8/30/21 - TEX
INF Oneil Cruz	2017	10/2/21 - PIT
RHP Aneurys Zabala	2017-18	6/12/22 - MIA
RHP Bubby Rossman	2015	7/13/22 - PHI
OF James Outman	2019, 2021	7/31/22 - LAD
INF Miguel Vargas	2019, 2021	8/3/22 - LAD
OF Cody Thomas	2017	9/1/22 - OAK
OF Brendon Davis	2016	10/1/22 - DET
LHP Jose Hernandez	2021-22	4/1/23 - PIT
INF Michael Busch	2019	4/25/23 - LAD
RHP Gavin Stone	2021-22	5/3/23 - LAD
RHP Bobby Miller	2021	5/23/23 - LAD
OF Jonny DeLuca	2021-22	6/7/23 - LAD
RHP Emmett Sheehan	2021-22	6/16/23 - LAD
INF Jacob Amaya	2018-19	6/18/23 - MIA
RHP Steven Kolek	2019	3/21/24 - SD
RHP Clayton Beeter	2021	3/29/24 - NYY
RHP Jordan Leasure	2022	3/30/24 - CWS
RHP Nick Nastrini	2022	4/15/24 - CWS
OF Andy Pages	2021	4/16/24 - LAD
RHP Landon Knack	2021	4/17/24 - LAD
RHP Grant Holmes	2015	6/14/24 - ATL
LHP Justin Wroblewski	2023	7/7/24 - LAD
RHP River Ryan	2022	7/22/24 - LAD
C Hunter Feduccia	2018-19	7/31/24 - LAD
RHP Ben Casparius	2022-23	8/31/24 - LAD
RHP Edgardo Henriquez	2024	9/24/24 - LAD
LHP Jack Dreyer	2023	3/19/25 - LAD
LHP Garrett McDaniels	2024	3/31/25 - LAA
RHP Justin Hagenman	2018-19	4/16/25 - NYM
RHP Juan Morillo	2021, 2023	4/19/25 - AZ
RHP Sauryn Lao	2022-23	4/22/25 - SEA
INF Jorbit Vivas	2021-22	5/2/25 - NYY
RHP Braydon Fisher	2022-23	5/11/25 - TOR
C Dalton Rushing	2023	5/15/25 - LAD
RHP Carlos Duran	2021-22	5/22/25 - ATH
RHP Jack Little	2019, 2021	6/19/25 - LAD
INF Alex Freeland	2023-24	7/30/25 - LAD

LOONS IN THE MAJORS

Player	Year	Debut
LHP John Rooney	2018-19	8/24/25 - HOU
132 TOTAL (as of April 3, 2026)		

TIMELINE

2006

JANUARY 12: Regional community leaders, led by William Stavropoulos, announce the creation of the Michigan Baseball Foundation, formed to bring Minor League Baseball to the Great Lakes Bay Region. MBF is a 501 (c)(3) non-profit corporation formed to enhance the efforts of regional organizations that serve young people, and to enhance the efforts of regional economic development through creative partnerships and grants.



JANUARY 18: MBF confirms a signed purchase agreement with the Southwest Michigan Devil Rays, a Single-A Minor League Baseball team from Battle Creek, Michigan. The franchise played in Battle Creek from 1995-2006, Madison, Wisconsin in 1994 and Springfield, Ill., from 1982-1993.

MARCH 15: The “Name the Team” contest begins, with nearly 4,000 entries received from across the Great Lakes Bay Region and as far away as Arizona and California.

MARCH 21: The Michigan Baseball Foundation names Paul Barbeau the team’s president and general manager.

APRIL 11: A crowd of nearly 800 attends the groundbreaking ceremony for the new stadium.

TIMELINE

JUNE 2: The purchase of the SW Michigan Devil Rays is finalized, officially clearing the way for the team to relocate to the region.

AUGUST 18: Ticket packages go on sale at the team's temporary offices on Main Street in Midland, with more than 50,000 tickets being purchased during the first day of sales.

AUGUST 26: The name of the team is unveiled as the Great Lakes Loons land in Mid-Michigan. A crowd of 3,500 people gather in downtown Midland to learn the name and purchase team merchandise.

SEPTEMBER 26: Legendary Dodgers' Hall of Fame manager Tommy Lasorda travels to Michigan to announce a Player Development Contract with the Dodgers. He is accompanied by then-Dodgers Director of Player Development & Midland native Terry Collins.

OCTOBER 2: The Loons announce that The Dow Chemical Company will be the naming-rights sponsor of the stadium and the facility is branded "Dow Diamond."

OCTOBER 20: Legendary Tigers catcher Lance Parrish, an eight-time Major League All-Star, is named the Loons' first manager.

2007

FEBRUARY 3: More than 1,200 job seekers attend the first Loons Job Fair in Midland, trying to get one of 200 seasonal positions.

MARCH 1: Individual game tickets go on sale to the public at Loons.com and four days later in person at the Loons' Main Street offices, at Fashion Square Mall in Saginaw and by phone.

APRIL 5: The Great Lakes Loons play their first game on a chilly evening in South Bend, Ind., against the Silver Hawks. Busloads of Loons fans make the trip from Michigan, while other fans gather at Dow Diamond and listen to the radio broadcast over the PA. The Loons win their first game, 10-3. Michigan-native Doug Brooks is the winning pitcher. Trayvon Robinson records the team's first hit. Top pitching prospect Clayton Kershaw starts and records the first strikeout.

TIMELINE



APRIL 13: The Loons cut the ribbon and take the field at Dow Diamond for the first home game in franchise history. A sold-out crowd of 5,454 is on hand to see Dow Diamond dedicated and the first pitch thrown. The Loons lose the game to the Lansing Lugnuts, 6-2.

2008

JANUARY 2: Minor league veteran Juan Bustabad is named the second manager in Loons' history.

MARCH 13: The Michigan Baseball Foundation announces the inaugural MBF grant recipients. Twenty-five non-profit organizations representing nine Mid-Michigan counties were selected to receive \$100,500 in grants. The MBF grant awards have become an annual tradition and have met or exceeded \$100,000 every year.

MAY 25: Clayton Kershaw makes his first major league appearance for the Dodgers and becomes the first former Loons player to make the MLB.

TIMELINE



JUNE 16-17: Dow Diamond hosts the 2008 Midwest League All-Star game, powered by Dow Corning. The event includes the Home Run Derby won by Felix Carrasco and included the entry of a prep qualifier, Kyle O'Boyle (pictured) from Bullock Creek HS, who won the Hometown Hitter competition. The game itself is won by the West (5-4) on a 10th inning home run by Tim Smith, witnessed by a record-setting crowd of 5,814.

2009

MAY 9: The Loons turn a triple play, the first in team history, in the first inning of a 5-1 loss at Beloit. With the bases loaded and no outs, Dominic de la Osa hit a low line drive that Loons first baseman Tony Delmonico caught shoe-top high. Delmonico stepped on first base for the play's second out. He then threw to the plate and catcher Matt Wallach fired to third baseman Parker Dalton.

SEPTEMBER 9: The Loons defeat the West Michigan Whitecaps 7-2 at Dow Diamond in the first playoff game in franchise history. The Loons defeated the Whitecaps in the series, 2-1.

SEPTEMBER 12: The Loons defeat the Fort Wayne TinCaps, 11-10, in Game 1 of the MWL Eastern Division Championship in one of the most memorable games in team history. The Loons rallied from behind to tie the score four times -- including on a three-run, 9th-inning home run by Jaime Pedroza -- before taking their first lead on a game-winning, 11th-inning single by Jerry Sands. The Loons were eliminated by the eventual league champion in a thrilling three-game series two days later.

TIMELINE

2010

JUNE 16: Loons clinch a first-half playoff berth with a 4-3 win over South Bend, securing a spot in the Midwest League playoffs for the second straight season.

JUNE 22: Jerry Sands is named MWL All-Star Game MVP with a two-run home run and two walks in Fort Wayne. The East won 6-2 and Sands was promoted the next day to Double-A Chattanooga.

JUNE 25: The Loons welcome their one-millionth fan to the ballpark, Sanford resident Sue Merry, prior to an 11-2 win over South Bend.

JULY 7: Josh Wall throws the Loons first complete game shutout in an 8-0 win over Lansing. Wall scattered three hits.



SEPTEMBER 6: The Loons end the 2010 regular season with a 90-49 mark, the best record in Minor League Baseball and the only team to win 90 games in the Minors in 2010. The Loons were named the Baseball America Low-A Team of the Year. That year, the Loons knocked off Fort Wayne in Round 1 of the playoffs (2-1) before falling to eventual-champion Lake County (2-1).

DECEMBER 10: Veteran minor league manager John Shoemaker is named the third skipper in Loons history, replacing Juan Bustabad, who was assigned to the Dodgers High-A Rancho Cucamonga affiliate. Bustabad was named the Midwest League Manager of the Year in his final year with the Loons.

TIMELINE

2011

JUNE 19: On the last day of the first half of the season, the Loons lose 5-0 to Fort Wayne while Lansing wins 8-2 at Dayton. The Loons finish the first half in a virtual tie with Lansing but the Lugnuts clinch the playoffs with a better winning percentage by .002 despite the fact that the Loons won more games (39 vs. 38).

AUGUST 26: The Loons kick off their 5th Anniversary celebrations with commemorative logos, merchandise, ballpark displays and promotions. The Loons also announce plans for the Great Lakes Reserve, a state-of-the-art ballpark destination which encompasses the entire suite level and includes a full-service bar, fully-retractable glass doors, private balcony and single-game table reservations.



NOVEMBER 18: Clayton Kershaw captures the National League Cy Young award, the first former Loons player to win a major post-season honor. The 23-year old received 27 of a possible 32 first place votes. He led the NL in wins (21-5), ERA (2.28) and strikeouts (248).

DECEMBER 8: The Great Lakes Reserve, presented by Chemical Bank, officially opens. The new suite-level facility offers an entirely new experience for fans attending Loons games and other functions at Dow Diamond.

2012

APRIL 9: The Loons announce their 5th Anniversary All-Time Team, featuring LHP Clayton Kershaw, SS Dee Strange-Gordon, Field Manager Juan Bustabad and six other players with Major League experience: LF Andrew Lambo, CF Nick "Chili" Buss, 3B Josh Bell, 1B Jerry Sands, C Carlos Santana and RHP Javy Guerra.

JUNE 19: O'Koyea Dickson is selected as the MWL All-Star Game MVP in Kane County. Dickson had two hits, including a two-run home run, and scored two runs with his family in town from San Francisco to see him play. The East slaughtered the West, 18-2.

TIMELINE

DECEMBER 18: The Los Angeles Dodgers name Razor Shines the Loons' manager for 2013. Shines served in 2012 as the team's hitting coach and is the fourth manager in team history. Shines visited the Great Lakes Bay Region January 29-31, making appearances at the Bay Area YMCA, Pizza Sam's in Midland, Cumulus Radio in Saginaw and more.



2013

SEPTEMBER 4: The Loons begin their third playoff appearance after a remarkable turnaround season. Following a 27-43 first half, Great Lakes captured the second half Eastern Division wildcard with a 40-29 mark. The Loons were swept in the first round by South Bend.

DECEMBER 19: Scott Litle succeeds Paul Barbeau and becomes the second General Manager in Loons' history. Barbeau remains as President.

DECEMBER 23: The Los Angeles Dodgers name veteran MLB catcher Bill Haselman the Loons' manager for 2014. Haselman spent 13 seasons in the big leagues for Texas, Seattle, Boston & Detroit and worked the past two seasons as a Minor League manager in the Angels' system.

2014

APRIL 22: The Loons notch their 500th all-time victory with an 11-8 triumph over Fort Wayne at Dow Diamond. James Baune is the winning pitcher and Mark Pope is credited with the save. The club also sets a single-game record with eight stolen bases in the contest.

TIMELINE

JUNE 19: Six-year-old Emily Watson of Warren, Michigan becomes the two-millionth fan to attend a Loons game. Dow Chemical provides Emily and her family with two tickets to two Dodgers' games, free air fare to Los Angeles, three nights' hotel stay, tickets to Universal Studios and a \$500 Visa gift card.

AUGUST 29: On the final home game of the 2014 campaign, the Loons defeat the Lake County Captains 2-1 before an announced crowd of 6,191. The mark sets a Dow Diamond attendance record at the time.

2015

FEBRUARY 12: The Dodgers announce former Major League centerfielder Luis Matos will manage the Loons in 2015. Matos becomes the sixth field manager in team history. The native of Puerto Rico was initially named an assistant coach, but was promoted to manager upon the departure of Bill Haselman to Advanced-A Rancho Cucamonga.

JUNE 3-14: The Loons tie a franchise record with a 10-game win streak to soar up the Eastern Division standings and into the playoff race.

JUNE 20: With one game remaining in the first half of the season, the Loons clinch the fourth playoff berth in franchise history. The Loons finish the first half with a 38-30 record, good for second place in the Eastern Division behind the Lansing Lugnuts.

JULY 18: The Loons blow out the Lansing Lugnuts, 10-2, before a crowd of 5,769 on "Star Wars" Night to clinch the 600th win in club history. Alex Verdugo, Alex Santana and Kyle Garlick each launch home runs for the Loons. Right-handed reliever Cameron Palmer earned the win on an 86-degree evening.

SEPTEMBER 3: 2013 alumnus, Corey Seager, makes his Major League debut for the Dodgers against the San Diego Padres. He goes 2-for-4 with a double, two runs and an RBI. The 21-year-old Seager becomes the 40th Loons' player to play in a Major League game.

TIMELINE

SEPTEMBER 9: The Loons host the eighth home game in playoff history against the Lansing Lugnuts. Michael Ahmed and Garrett Kennedy both hit solo home runs late in the game, but Lansing prevails 6-5. One night later, at Cooley Law School Stadium in the state capital, a furious ninth-inning rally by the Loons is undone by a Ryan McBroom sacrifice fly in the bottom of the ninth off RHP Tommy Bergjans. The Lugnuts escape with a 5-4 win and end the Loons' season.

DECEMBER 21: Gil Velazquez is named the seventh manager in team history. He replaces Luis Matos, whom the Dodgers assigned to Triple-A Oklahoma City as a fourth coach under Bill Haselman. Velazquez played 17 professional seasons and previously coached on the staff of the Arizona League Dodgers.



2016

FEBRUARY 13: The Loons kick off their 10th anniversary season and unveil updated logos, uniforms and merchandise at a Dow Diamond event.

SEPTEMBER 4: In front of a sellout crowd of 5,394 on the second-to-last day of the season, Jake Henson hits a walk-off single to break a scoreless tie and clinch the Loons' fifth playoff berth in team history.

TIMELINE

SEPTEMBER 13: Following maybe the biggest home run in the history of the Loons, a two-run shot of the bat of Omar Estevez in the top of the 8th inning, the Loons defeat the West Michigan Whitecaps 5-2 to advance to their first-ever Midwest League Championship Series.

SEPTEMBER 18: "For the first time in franchise history, the Great Lakes Loons are champions of the Midwest League." - Chris Vosters on ESPN 100.9-FM. After the Loons travelled over 2,000 miles during their playoff run, they cap off an extraordinary season with a wild 9-8 win against the Clinton LumberKings to claim the first Midwest League Championship since the team's inception. The Loons battle back from two, separate three-run deficits in the game. It was Logan Landon's two-run double in the 6th inning that broke the 7-7 deadlock.



2017

SEPTEMBER 20: For the first time since its opening, crews begin work on replacing the playing field at Dow Diamond. The grass and warning track get re-done in a process that takes a total of 21 days.

FEBRUARY 22: Loons front office members gather at Dow Diamond for a dinner to receive their championship rings for the 2016 season.

MARCH 11: At Dodgers Spring Training in Glendale, Ariz., Loons players from the 2016 MWL title team are given their championship rings.

TIMELINE



JUNE 19: Loons slugger Carlos Rincon wins the 2017 Midwest League Home Run Derby by beating Toronto Blue Jays prospect Valdimir Guerrero, Jr. in the final round. In a field that also included Fernando Tatis, Jr., Jesus Sanchez and Marcus Wilson, the teenager from the Dominican Republic clobbered 38 home runs in all en route to the title.

JUNE 20: For the second time in franchise history, the Loons and Dow Diamond host the Midwest League All-Star Game. Dodgers prospect Dustin May started the game on the mound for the East team and shortstop Brendon Davis hit a home run in the 9th inning. The West came away with a 5-2 win.

AUGUST 3: The best offensive performance in Loons history took place on this date in Dayton, OH. Against Reds Major League rehabber, Anthony DeSclafani, and Dragon reliever Jesse Stallings, the Loons scored 11 first inning runs including hitting back-to-back home runs twice. Cody Thomas and Carlos Rincon teamed up for both sets of back-to-back jacks. It marked the first time in recorded baseball history that a pair of teammates went back-to-back twice in the same inning. The Loons ultimately won the game 16-5 led by Thomas' three long balls and seven RBI (both franchise records).

AUGUST 26: A new Dow Diamond attendance record is set as 6,365 people watch the Loons defeat the Dayton Dragons 6-5.

TIMELINE



2018

FEBRUARY 22: Partnering with Daktronics, the Loons unveil a new video board measuring 31 feet tall by 80 feet wide. It's the fifth largest overall that Daktronics has installed in the minor leagues. At over 2,500 square feet, the equivalent to 235 60-inch televisions, the display features more than two million LEDs with a resolution of 1876x728 capable of generating up to 281 trillion colors.

JUNE 14: A new attendance record is set at the last home game of the first half with 6,383 fans at Dow Diamond to watch a highly-entertaining 9-6 defeat at the hands of the West Michigan Whitecaps.



2019

FEBRUARY 12: Brad Tammen is named the team's president & general manager. Tammen comes to the Loons from Middle Tennessee State University, with previous roles with the Nashville Sounds, Salt Lake Bees and Oklahoma RedHawks.

TIMELINE

2020

MARCH 13: Major League Baseball/Minor League Baseball announce the suspension of baseball activities and delay the start of the 2020 season. The decision was made in the interest of public health and safety, in response to the ongoing impact of COVID-19.

JUNE 30: Major League Baseball informed Minor League Baseball that it will not be providing its affiliated, minor league teams with players for the 2020 season. As a result, the 2020 minor league baseball season was cancelled.

SEPTEMBER-OCTOBER: The Great Lakes Loons, in collaboration with MCTV, live-stream three high school football games on Dow Diamond's 31x80 ft. video board, giving local high school football fans an opportunity to watch their favorite teams during the ongoing COVID-19 pandemic. Dow Diamond also hosted a watch party for the Michigan vs Michigan State football game on Halloween Day.

OCTOBER 27: The Los Angeles Dodgers defeat the Tampa Bay Rays in Game 6 of the 2020 World Series, claiming the club's first title in over 30 years. Corey Seager, a member of the 2013 Great Lakes Loons, was named World Series MVP. In Major League Baseball's response to COVID-19, the entirety of the series was played at a neutral site, Globe Light Field in Arlington, TX, making it the first World Series to be hosted at a neutral site. Of the 28 players on the Dodgers' roster, 13 were formerly active Loons.

DECEMBER 10: The Great Lakes Loons receive a formal invitation from the Los Angeles Dodgers to be one of their affiliates in Major League Baseball's new player development structure. As part of the restructured system, the Loons are reclassified as the Dodgers' High-A affiliate.

2021

APRIL 6: The Great Lakes Loons announce Chris Mundhenk as the team's new president & general manager. The 2021 season marks Mundhenk's 15th consecutive season in Midland since joining the Loons in 2006, now having 21 total years of experience in professional sports. Before joining the Loons, Mundhenk held roles with the Altoona Curve, Spokane Chiefs, and the High Desert Mavericks.

TIMELINE

2023

MAY 16: The Great Lakes Loons achieve a new attendance record of 6,906 fans at Dow Diamond. in a school kids day game against the West Michigan Whitecaps.

SEPTEMBER 20: The Loons and Cedar Rapids Kernels matchup in games two and three of the 2023 Midwest League Championship Series. The night before game two was suspended in the top of the fifth with a Great Lakes 1-0 lead. The Loons won 4-2 to force a seven-inning game three winner take all. Despite a Dalton Rushing two-run home run in the seventh and a three RBI day, the Kernels outlasted the Loons 7-6.

2024

JANUARY 30: Dow Diamond and the Great Lakes Loons unveils new in-stadium lights with the Northern Light show. An \$800,000 grant from the Herbert H. and Grace A. Dow Foundation made Dow Diamond's lighting project a reality.



FRANCHISE FIRSTS

LOONS		DOW DIAMOND
4/5/07 at South Bend: Loons win 10-3	GAME	4/13/07 vs. Lansing: Loons lose 6-2
Doug Brooks (4/5/07 at South Bend)	WINNING PITCHER	AJ Wideman, Lansing (4/13/07)
Jesus Rodriguez (4/6/07 at South Bend)	SAVE	Paul Phillips, Lansing (4/14/07)
Clayton Kershaw (of Gerardo Parra, 4/5/07 at South Bend)	STRIKEOUT	Steven Johnson (of Scott Campbell, 4/13/07)
Trayvon Robinson (result: bunt single, 4/5/07 at South Bend)	AT BAT	Chris Gutierrez, Lansing (fly out to center, 4/13/07)
Trayvon Robinson (4/5/07 at South Bend, 1st inning)	HIT	Travis Snider, Lansing (Single, 2nd inning, 4/13/07)
Matt Berezay (4/5/07 at South Bend, 6th inning)	DOUBLE	Josh Bell, Lansing (2nd inning, 4/13/07)
Preston Mattingly (4/12a/07 at Fort Wayne, 6th inning)	TRIPLE	Travis Snider, Lansing (7th inning, 4/13/07)
Eduardo Perez (4/19/07 vs. Peoria, Game 1 of DH)	HOME RUN	Eduardo Perez (4/19/07 vs. Peoria, Game 1 of DH)
Francisco Lizarraga (8/23/07 vs. West Michigan)	GRAND SLAM	Francisco Lizarraga (8/23/07 vs. West Michigan)
Preston Mattingly (4/5/07 at South Bend, 3rd inning)	R.B.I.	Josh Bell, Lansing (2nd inning, 4/13/07)
Justin Fuller (4/5/07 at South Bend, 3rd inning)	RUN SCORED	Travis Snider, Lansing (2nd inning, 4/13/07)
Justin Fuller (4/5/07 at South Bend, 3rd inning)	WALK	Yuber Rodriguez, Lansing (2nd inning, 4/13/07)
Trayvon Robinson (4/6/07 at South Bend, 1st inn., 2nd base)	STOLEN BASE	Sean Shoffit, Lansing (of 2B, 2nd inning, 4/13/07)
Michael Rivera (by Ernesto Frieri, 4/10/07 at Fort Wayne)	HIT BATS-MAN	Justin Fuller (by Chris Reddout, 7th inning, 4/14/07)
Trayvon Robinson (4/6/07 at South Bend)	3+ HIT GAME	Travis Snider, Lansing (4/13/07)
Francisco Lizarraga (4/10/07 at Fort Wayne)	4+ HIT GAME	Travis Snider, Lansing (4/13/07)
4/5/07 at SB (C Carlos Santana to 3B Josh Bell)	DOUBLE PLAY	4/13/07 vs. Lansing (2B S. Campbell to SS C. Gutierrez to 1B M. Lane)
5/9/09 at Bel (1B T. Delmonico to C M. Wallach to 3B P. Dalton)	TRIPLE PLAY	4/19/07 vs. Peoria (3B J. Lansford to 2B M. Camp to 1B D. Lewis)
9/9/09 vs. West Michigan: Loons win 7-2	PLAYOFF GAME	9/9/09 vs. West Michigan: Loons win 7-2

SINGLE-GAME RECORDS

CLUB MISCELLANEOUS	
LARGEST MARGIN OF VICTORY	20, 5/30/23 at BEL (20-0 win)
LARGEST MARGIN OF DEFEAT	18, 6/10/11 at QC (20-2 loss)
LONGEST GAME (INNINGS)	16, three times (last: 5/24/17 vs. DAY) [2-1 win]
LONGEST GAME (TIME)	5:22, 5/16/12 vs. WM (16 innings) [6-5 win]
LONGEST GAME (TIME, 9 INNINGS)	4:04, three times (last: 9/17/21 vs. WIS) [13-2 loss]
SHORTEST GAME (TIME)	1:04, 6/27/08 vs. SB (4.5 innings) [3-0 win]
SHORTEST GAME (TIME, 9 INNINGS)	1:44, 5/5/15 at SB (3-0 loss)
LARGEST CROWD, HOME	6,906 - 5/16/23 vs. WM (School Kids Day, 11-10 loss)
LARGEST CROWD, ROAD	12,124 - 5/17/13 at LAN (3-1 loss)
LONGEST WINNING STREAK	10, 4x (last: 5/24-6/3/23)
LONGEST LOSING STREAK	13, 6/14/18-6/29/18
CLUB BATTING	
MOST RUNS, GAME	20, 5/30/23 at BEL (20-0 win)
MOST RUNS, GAME BOTH CLUBS	29, 5/9/09 vs. BUR (17-12 loss)
MOST RUNS, INNING	11, three times (last: 7/28/21 vs. WM) [16-9 win]
MOST HITS, GAME	25, 5/2/09 at BEL (18-6 win)
MOST HITS, GAME BOTH CLUBS	36, 4/24/12 at BUR (11-9 win)
FEWEST HITS, GAME	0, 2x, 7/12/24 vs. FW (9-1 loss)
MOST DOUBLES, GAME	9, 5/30/23 at BEL (20-0 win)
MOST TRIPLES, GAME	3, 5/26/18 at LC (8-1 win)
MOST HOME RUNS, GAME	7, 8/3/17 at DAY (16-5 win)
MOST HRS, GAME BOTH CLUBS	8, 4/28/11 at BG (12-5 win)
MOST HOME RUNS, INNING	5, 1st inning, 8/3/17 at DAY (16-5 win)
MOST EXTRA-BASE HITS, GAME	13, 5/30/23 at BEL (20-0 win)
MOST WALKS, GAME	13, 2x, 8/28/24 at SB (6-3 win)
MOST STRIKEOUTS, GAME	21, 5/16/12 vs. WM (6-5 win)
MOST STOLEN BASES, GAME	10, 8/10/18 at SB (6-3 win [10])
MOST LEFT ON BASE, GAME	17, three times (last: 7/9/15 vs. LAN) [6-5 loss]
FEWEST LEFT ON BASE, GAME	0, three times (last: 6/13/16 at LAN) [4-1 loss]
INDIVIDUAL BATTING	
LONGEST HITTING STREAK	26, Miguel Vargas (5/12-6/10/21)
MOST CONSECUTIVE HITS	7, three times (last: Kevin Taylor, 5/10-12/13)
MOST RUNS, GAME	6, Ryan Ward, 8/19/21 vs. LAN (16-7 win)
MOST HITS, GAME	5, six times (last: Oneil Cruz, 7/20/17 at CR) [10-0 win]
MOST WALKS, GAME	4, 11 times (last: Mike Sirota, 6/29/25 at FW) [8-7 loss]
MOST TOTAL BASES, GAME	13, twice (last: Eddys Leonard, 8/29/21 at LC) [10-2 win]
MOST DOUBLES, GAME	3, 15 times (last: Nelson Quiroz, 6/1/25 vs. FW) [6-5 win]
MOST TRIPLES, GAME	2, 11 times (last: Eddys Leonard, 9/7/22 at WM) [3-0 win]
MOST HOME RUNS, GAME	3, three times (last: Eddys Leonard, 8/29/21 at LC) [10-2 win]
MOST EXTRA-BASE HITS, GAME	4, twice (last: Michael Vargas, 6/30/19 at FW) [9-3 win]
MOST RBI, GAME	7, 2x, Jose Ramos, 7/12/22 at QC (14-9 win)
MOST STOLEN BASES, GAME	6, Kendall George vs. LC, 5/18/25) [9-1 win]
MOST STRIKEOUTS, GAME	6, twice (last: Starling Heredia at BEL, 5/7/18) [10-9 loss]
CLUB PITCHING	
MOST RUNS ALLOWED, GAME	20, twice (last: 6/10/11 at QC) [20-2 loss]
MOST RUNS ALLOWED, INNING	11, four times (last: 5th inning, 6/10/11 at QC) [20-2 loss]
MOST STRIKEOUTS, GAME	21, 7/20/12 at WIS (2-1 win)
MOST WALKS ALLOWED, GAME	16, 6/24/25 at FW (8-7 loss)
MOST HITS ALLOWED, GAME	22, 6/15/08 vs. LAN (18-6 loss)
FEWEST HITS ALLOWED, GAME	0, 2x, 6/5/25 at SB (3-0 (7) win)
MOST HRS ALLOWED, GAME	5, two times (last: 6/7/15 vs. BUR)

SINGLE-GAME RECORDS

MOST PITCHERS USED, GAME	8, 2x, 5/10/24 vs. LAN (7-6 loss)
INDIVIDUAL PITCHING	
MOST INNINGS, GAME, STARTER	9.0, twice (last: Red Patterson, 5/31/11 vs. BUR) [1-0 loss]
MOST INNINGS, GAME, RELIEVER	7.0, Robinson Ortiz, 8/19/19 vs. SB (5-3 win)
MOST STRIKEOUTS, GAME, STARTER	14, Jose De Leon, 8/19/14 at FW (5-1 win)
MOST STRIKEOUTS, GAME, RELIEVER	10, 2x, Emmett Sheehan, 7/14/22 at QC (2-1 win)
MOST RUNS ALLOWED, GAME	10, Josh Wall, 8/30/10 at WM (10-3 loss)
MOST E.R. ALLOWED, GAME	9, four times (last: Yeuri Gonzalez, 5/24/15 vs. LC) [12-11 loss]
MOST WALKS, GAME, STARTER	8, three times (last: Maddux Bruns, 7/11/25 vs. LAN) [6-3 loss]
MOST WALKS, GAME, RELIEVER	7, Jordan Pratt, 4/28/09 vs. FW (7-3 loss)
MOST HOME RUNS ALLOWED, GAME	5, two times (last: Lindsey Caughel, 6/7/15 vs. BUR) [9-8 win]
LONGEST SCORELESS IP STREAK	31 2/3, Jacob Rhame, 6/27/14—8/28/14
CLUB & INDIVIDUAL FIELDING	
MOST ERRORS, GAME, CLUB	8, 8/10/07 at PEO (3-1 loss)
MOST ERRORS, GAME, BOTH CLUBS	8, 5x (last: 6/8/17 at WM) [6-5 (12) win]
MOST ERRORS, GAME, INDIVIDUAL	3, 17x (last: Oneil Cruz, 4/18/17 at SB) [9-6 loss]
MOST DOUBLE PLAYS, GAME	5, 5x (last: 8/1/25 at FW) [9-2 win]
MOST STOLEN BASES, OPPONENT	7, 3x (last: 5/20/19 at LAN) [8-7 win]

LOONS' NOTABLES

Grand Slams (49)

Francisco Lizarraga, 8/22/07 vs. West Michigan (Jonah Nickerson)	Aldrich De Jongh 7/3/22 vs. Dayton (Donovan Benoit)
Matt Berezay, 8/29/07 vs. South Bend (Evan Scribner)	Jose Ramos 7/12/22 at Quad Cities (Chase Wallace)
Alfredo Silverio, 8/28/08 at West Michigan (Brayan Villareal)	Jorbit Vivas 8/3/22 at Lake County (Matt Turner)
Jaime Pedroza, 7/8/09 at Peoria (Chris Siegfried)	Imanol Vargas 8/12/22 vs. Peoria (Austin Love)
J.T. Wise, 4/20/10 at Lake County (Rob Bryson)	Luis Yanel Diaz 9/8/22 at West Michigan (Trevin Michael)
Angelo Songco, 5/26/10 at Fort Wayne (Stiven Osuna)	Alex Freeland 4/13/23 at Dayton (Braxton Roxby)
Blake Smith, 7/4/10 vs. South Bend (Eric Smith)	Griffin Lockwood-Powell 4/23/23 vs. South Bend (Kohl Franklin)
Rafael Ynoa, 8/14/10 at Bowling Green (Jake Sullivan)	Josue De Paula 4/16/25 vs. Dayton (Cody Adcock)
Nick Akins, 4/18/11 vs. South Bend (David Holmberg)	Jordan Thompson 4/22/25 at Lake County (Josh Harlow)
Nick Akins, 4/28/11 at South Bend (Eliazer Suero)	Joe Vetrano 5/30/25 vs. Fort Wayne (Nick Wissman)
Jesse Bosnik, 9/4/11 vs. South Bend (J.R. Bradley)	Logan Wagner 6/5/25 GM 1 at South Bend (Vince Reilly)
Joe Winker, 4/24/12 at Burlington (Raul Alcantara)	Zyhir Hope 7/5/25 at West Michigan (Blair Calvo)
Pedro Guerrero, 5/25/12 vs. Bowling Green (Parker Markel)	
Pratt Maynard, 7/14/12 vs. Quad Cities (Dail Villanueva)	
Eric Smith, 4/13/13 at Dayton (Sean Lucas)	
Corey Seager, 7/29/13 vs. Lake County (Luis DeJesus)	
Jeremy Rathjen, 8/23/13 vs. Lansing (Griffin Murphy)	
Brian Wolfe, 5/2/15 vs. Dayton (Tyler Mahle)	
Jimmy Allen, 8/12/15 at Kane County (Josh Taylor)	
Ariel Sandoval, 5/21/16 vs. Lansing (Sean Reid-Foley)	
Omar Estevez, 8/11/16 vs. Lake County (Devon Stewart)	
Keibert Ruiz, 6/28/17 at Lake County (Jacob Lee)	
Mitchell Hansen, 6/13/18 vs. West Michigan (Felix Vilorio)	
Romer Cuadrado, 8/11/18 vs. Dayton (Cory Thompson)	
Luke Heyer, 5/15/19 vs. Dayton (Carlos Machorro)	
Luke Heyer, 7/4/19 at Lansing (Joey Pulido)	
James Outman, 8/11/19 vs. Bowling Green (Michael Costanzo)	
Leonel Valera, 8/26/19 at Lansing (Troy Miller)	
Leonel Valera, 5/22/21 vs. Lake County (Matt Turner)	
Leonel Valera, 6/27/21 vs. Lake County (Nathan Ocker)	
Brandon Lewis, 7/16/21 at Dayton (Ricky Karcher)	
Carson Taylor, 7/23/21 at Lake County (Kellen Rholl)	
Andy Pages, 7/24/21 at Lake County (Hunter Gaddis)	
Ryan January, 8/21/21 vs. Lansing (Jack Owen)	
Jonny DeLuca, 4/12/22 at Peoria (Austin Love)	
Imanol Vargas, 6/30/22 vs. Dayton (Miguel Medrano)	
Imanol Vargas, 7/1/22 vs. Dayton (Manuel Cachutt)	

LOONS' NOTABLES

3+ Home Run Games

Cody Thomas, 8/3/17 at Dayton (16-5 win)
Niko Hulsizer, 4/15/19 at South Bend (6-5 loss)
Eddys Leonard, 8/29/21 at Lake County (10-2 win)

Inside-the-Park Home Runs

Dee Strange-Gordon, 9/11/09 at West Michigan (playoffs) (Luke Putkonen)
Christian Lara, 7/10/10 at Dayton (Kevin Arico)
Jesrael Valentin, 4/5/14 at Fort Wayne (Pete Kelich)
Logan Landon, 5/29/16 at Bowling Green (Reece Karalus)
Jeren Kendall, 8/26/17 vs. Dayton (Scott Moss)
Andy Pages, 8/24/21 vs. Lansing (Zach Draper)

5+ Hit Games

Jaime Pedroza, 4/30/09 at Wisconsin (5-for-5)
Blake Smith, 4/8/10 at South Bend (5-for-6)
James Baldwin, 5/21/12 at Dayton (5-for-5)
Nick Sell, 8/12/15 at Kane County (5-for-5, R, RBI)
Matt Beaty, 8/29/15 at South Bend (5-for-6, 2R, 2RBI, 2B)
Oneil Cruz, 7/20/17 at Cedar Rapids (5-for-5, 3R, HR, 3RBI, 2B)

Hit for Cycle

Jaime Pedroza, 6/5/09 at West Michigan
Alex De Jesus, 6/16/22 vs. Wisconsin
Griffin Lockwood-Powell, 8/18/23 at Lansing

15+ Game Hitting Streaks

26, Miguel Vargas, 5/12/21 - 6/10/21 (.372, 42-for-113)
24, Brian Cavazos-Galvez, 7/2/10 - 7/26/10 (.418, 41-for-98)
19, Brian Wolfe, 5/12/15 - 8/31/15 (.436, 34-for-78)
19, Eduardo Perez, 6/23/07 - 7/27/07 (.363, 29-for-80)
16, Dee Strange-Gordon, 6/10/09 - 6/30/09 (.426, 29-for-68)
15, Justin Chigbogu, 7/15/15 - 8/2/15 (.305, 18-for-59)
15, Jovanny Rosario, 4/3/08 - 4/19/08 (.306, 19-for-62)
15, Josh Bell, 5/12/07 - 5/29/07, (.464, 26-for-56)

Triple Plays (Turned)

5/4/09 at Beloit (1B Tony Delmonico, C Matt Wallach, 3B Parker Dalton)
8/15/10 at Bowling Green (SS Rafael Ynoa, 2B Joe Becker, 1B Chris Jacobs)
5/29/11 at Ft. Wayne (CF Joc Pederson, 2B Casio Grider, C Keyter Collado)
7/31/12 at Bowling Green (SS Darnell Sweeney, 2B Pedro Guerrero, 1B O'Koyea Dickson)
6/3/22 vs. FW (CF Ismael Alcantara, SS Eddys Leonard, C Ryan January, 2B Max Hewitt, 3B Jorbit Vivas)

Triple Plays (Against)

4/19b/07 vs. Peoria (3B Josh Lansford, 2B Matt Camp, 1B D.J. Lewis)
4/28/13 at Quad Cities (3B Rio Ruiz, 2B Austin Elkins, 1B Miles Hamblin)
6/20/15 at Lansing (SS Richard Urena, 1B Ryan McBroom)
4/16/23 at Dayton (2B Jose Serrano, RF Blake Dunn, SS Trey Faltine, C Matheu Nelson)

No-Hit Games (Thrown)

7/23/21 at Lake County, Clayton Beeter (2), Bobby Miller (5), Jake Cantleberry (1), Cameron Gibbens (1)
6/5/25 at South Bend GM 2, Eriq Swan (6), Roque Gutierrez (1)

LOONS' NOTABLES

No-Hit Games (Against)

5/9/13 at Fort Wayne, Max Fried (5 2/3), Matthew Shepherd (1 1/3), Leonel Campos (1), Roman Madrid (1)
7/12/24 vs. Fort Wayne, Henry Baez (7), Will Geerdes (1), Jose Geraldo (1)

One-Hit Complete Games

Josh Wall, 6/27/07 at. Fort Wayne (6 innings)

Two-Hit Complete Games

Bryan Morris, 6/27/08 vs. South Bend (5 innings)

Michael Boyle, 5/11/16 at. Fort Wayne (7 innings-Game Two)

Three-Hit Complete Games

Josh Wall, 7/7/10 vs. Lansing

Red Patterson, 5/14/11 at Lansing (7 innings)

Zachary Bird, 4/15/14 vs. Beloit (7 innings-Game Two)

12+ Strikeout Games

14, Jose De Leon, 8/19/14 at Fort Wayne

12, Clayton Kershaw, 4/24/07 vs. Cedar Rapids

12, Victor Garate, 7/5/08 at Lansing

12, Greg Wilborn, 8/8/10 vs. Lansing

12, Jose De Leon, 8/29/14 vs. Lake County

12, Patrick Copen, 5/7/25 at Dayton

12, Adam Serwinowski, 8/29/25 vs. West Michigan

10+ Game Winning Streaks (Team)

10, May 24-June 3, 2023

10, April 26-May 6, 2019

10, June 3-14, 2015

10, June 11-20, 2009

ALL-STARS

2007: Elfstrom Stadium - Geneva, Illinois

Clayton Kershaw, LHP

Francisco Lizarraza, IF

* Eduardo Perez, 1B

Miguel Ramirez, RHP

2008: Dow Diamond - Midland, Michigan

Kenley Jansen, C

* Steve Johnson, RHP

* Andrew Lambo, OF

Miguel Ramirez, RHP

ALL-STARS

2009: Alliant Energy Field - Clinton, Iowa

* Tony Delmonico, C
* Dee Strange-Gordon, SS
Javy Guerra, RHP
* Jaime Pedroza, 2B
JonMichael Redding, RHP
* Kyle Russell, OF
Josh Walter, RHP

2010: Parkview Field - Fort Wayne, Indiana

* Christian Lara, SS
* ^ Jerry Sands, 1B
Will Savage, RHP
Angelo Songco, OF
Luis Vasquez, RHP
Allen Webster, RHP
Rafael Ynoa, 2B

2011: Modern Woodmen Park - Davenport, Iowa

Red Patterson, RHP
Garrett Gould, RHP
Ryan Christenson, LHP

2012: Fifth Third Bank Ballpark - Geneva, Illinois

Jarret Martin, LHP
* ^ O'Koyea Dickson, 1B
Joe Winker, 1B/OF

2013: Fifth Third Field - Dayton, Ohio

+ Jharel Cotton, RHP
+ Carlos Frias, RHP
* Tyler Ogle, C/1B

2014: Fifth Third Ballpark - Comstock Park, Michigan

* Joey Curletta, RF
* Kyle Farmer, C
Mark Pope, RHP

2015: Dozer Park - Peoria, Illinois

Michael Ahmed, 3B
Grant Holmes, RHP
J.D. Underwood, RHP

2016: Veterans Memorial Stadium - Cedar Rapids, Iowa

Dennis Santana, RHP

ALL-STARS

2017: Dow Diamond - Midland, MI

* Dustin May, RHP
Keibert Ruiz, C
Brendon Davis, SS

2018: Cooley Law School Stadium - Lansing, MI

Andre Scrubb, RHP
Jared Walker, 3B

2019: Four Winds Field, South Bend, IN

Jose Chacin, RHP
Austin Drury, LHP
* Niko Hulsizer, OF
Dillon Paulson, INF
* Miguel Vargas, 3B

2020, 2021, 2022, 2023, 2024: no All-Star Game

* starter

^ MVP

+ promoted before game



Loons' 2019 Midwest League All-Stars.

ALL-STARS, AWARDS

POST-SEASON ALL-STARS

2007: *^ Clayton Kershaw, LHP | **2008:** Andrew Lambo, OF | **2009:** Tony Delmonico, C; *^ Dee Strange-Gordon, SS; * Kyle Russell, OF | **2010:** Brian Cavazos-Galvez, OF; Blake Smith, OF | **2013:** Geoff Brown, LHP | **2014:** Joey Curletta, RF | **2015:** Alex Verdugo, OF | **2019:** Miguel Vargas, 3B | **2021:** *^ Andy Pages, OF; Ryan Ware, OF | **2022:** Jorbit Vivas, 2B; Imanol Vargas, DH | **2023:** Justin Wroblewski, LHP; Taylor Young, 2B | **2024:** Lucas Wepf, RHP | **2025:** Josue De Paula, OF; Kendall George, OF

* MWL MVP (Co-MVPs in 2009) ^ MWL Prospect of the Year

OTHER POST-SEASON AWARDS

Field of the Year / Sports Turf Manager

2007: Dow Diamond / Matt McQuaid

2009: Dow Diamond / Dan Jennings

Executive of the Year

2008: Paul Barbeau

Manager of the Year

2010: Juan Bustabad

2019: John Shoemaker

2022: Austin Chubb

John Henry Moss Community Service Award Nominee

2013, 2017

Rawlings Woman Executive of the Year Award

2018: Tiffany Wardynski

PITCHERS/PLAYERS OF THE WEEK

LHP Clayton Kershaw, 6/4/07

LHP Cody White, 6/25/07

SS Dee Strange-Gordon, 5/4/09

SS Dee Strange-Gordon, 6/22/09

RHP JonMichael Redding, 6/1/09

3B Anthony Hatch, 8/31/09

LHP Aaron Miller, 8/31/09

OF/1B Jerry Sands, 4/19/10

OF/1B Jerry Sands, 4/26/10

OF/1B Jerry Sands, 5/10/10

RHP Will Savage, 5/24/10

RHP Elisaul Pimentel, 6/7/10

OF Brian Cavazos-Galvez, 7/12/10

RHP Josh Wall, 7/12/10

C J.T. Wise, 9/6/10

OF Jon Garcia, 4/18/11

RHP Red Patterson, 6/6/11

ALL-STARS, AWARDS

OF Jon Garcia, 6/20/11
RHP Bret Montgomery, 8/15/11
RHP Scott Griggs, 7/1/13
RHP Zachary Bird, 8/26/13
RHP Jonathan Martinez, 6/26/14
LHP Michael Boyle, 5/15/16
OF Logan Landon, 8/21/16
LHP Leo Crawford, 5/7/17
3B/1B Jared Walker, 8/6/17
1B Nick Yarnall, 4/22/18
OF Niko Hulsizer, 5/29/19
3B Brandon Lewis, 7/18/21
OF Ryan Ward, 7/25/21
OF Ryan Ward, 8/15/21
OF Andy Pages, 9/12/21
RHP Kyle Hurt, 4/18/22
2B Jorbit Vivas, 5/16/22
OF Jonny DeLuca, 6/20/22
OF Jonny DeLuca, 6/27/22
RHP Nick Nastrini, 8/8/22
OF Damon Keith, 8/15/22
OF Ismael Alcantara, 8/22/22
RHP Ben Casparius, 4/16/23
C Dalton Rushing, 4/23/23
RHP Yon Castro, 4/30/23
INF Austin Gauthier, 5/7/23
RHP Jerming Rosario, 6/18/23
INF Luis Diaz, 7/2/23
INF Griffin Lockwood-Powell, 8/20/23
OF Chris Newell, 6/3/24
LHP Jackson Ferris, 7/30/24
OF Dylan Campbell, 8/5/24
RHP Payton Martin, 5/21/25
RHP Eriq Swan, 6/3/25
OF Kendall George, 8/12/25

CAREER RECORDS

BATTING AVERAGE

Justin Yurchak	.331
Brian Cavazos-Galvez	.318
Jerry Sands	.311

GAMES PLAYED

James Baldwin	241
Alfredo Silverio	227
Leonel Valera	217

AT-BATS

Alfredo Silverio	866
Leonel Valera	811
James Baldwin	809

RUNS

Leonel Valera	129
Alfredo Silverio	112
James Baldwin	111

HITS

Alfredo Silverio	238
Leonel Valera	189
Eduardo Perez	188

DOUBLES

Alfredo Silverio	49
Paul Hoenecke	47
Brian Cavazos-Galvez	43

TRIPLES

James Baldwin	14
Dee Strange-Gordon	12
James Outman	12

HOME RUNS

Andy Pages	31
Chris Newell	30
James Outman	28

RUNS BATTED IN

Angelo Songco	107
Alfredo Silverio	106
Kyle Russell	102

WALKS

Josue De Paula	131
Malcolm Holland	107
Tyler Ogle	102

STRIKEOUTS

James Baldwin	331
Preston Mattingly	244
Carlos Rincon	234

STOLEN BASES

Kendall George	100
James Baldwin	95
Dee Strange-Gordon	73

CAUGHT STEALING

Dee Strange-Gordon	25
Kendall George	24
James Baldwin	19

* ON-BASE PERCENTAGE

Justin Yurchak	.413
Jerry Sands	.411
Kendall George	.409

* SLUGGING PERCENTAGE

Jerry Sands	.605
Kyle Russell	.545
Andy Pages	.539

* ON-BASE PLUS SLUGGING

Jerry Sands	1.016
Andy Pages	.933
Kyle Russell	.916

SACRIFICE FLIES

Alfredo Silverio	9
Nick Buss	9
Christian Lara	9

SACRIFICE BUNTS

Malcolm Holland	21
Francisco Lizarraga	16
Rafael Ynoa	14

HIT BY PITCH

Spencer Navin	18
Jake Vogel	18
Tyler Ogle	16

GROUND INTO DOUBLE PLAY

Brendon Davis	19
Alfredo Silverio	18
Jordan Thompson	18

ERRORS

Preston Mattingly	42
Jesse Bosnik	40
Brendon Davis	39

OUTFIELD ASSISTS

Alex Verdugo	21
James Baldwin	18
<i>Three Tied at</i>	13

CATCHER'S C.S.

Kenley Jansen	44
Spencer Navin	43
<i>Two Tied at</i>	37

GAMES PLAYED: CATCHER

Kenley Jansen	97
Michael Pericht	96
<i>Two Tied at</i>	80

GAMES PLAYED: FIRST BASE

Jaime Ortiz	149
Josmar Cordero	119
Eduardo Perez	110

GAMES PLAYED: SECOND

Preston Mattingly	153
Jaime Pedroza	122
Rafael Ynoa	113

GAMES PLAYED: SHORTSTOP

Leonel Valera	176
Christian Lara	148
Dee Strange-Gordon	127

GAMES PLAYED: THIRD BASE

Jesse Bosnik	184
Anthony Hatch	123
Brian Ruggiano	104

GAMES PLAYED: OUTFIELD

James Baldwin	237
Alfredo Silverio	214
Nick Buss	169

WINS

JonMichael Redding	16
Josh Wall	15
<i>Three Tied at</i>	13

LOSSES

Justin Miller	18
Josh Wall	17
Bobby Blevins	17

+ EARNED RUN AVERAGE

Garrett Gould	2.40
Michael Boyle	2.84
Allen Webster	2.88

APPEARANCES

Miguel Ramirez	84
Miguel Sanfler	81
Steve Smith	70

GAMES STARTED

Josh Wall	50
Justin Miller	46
<i>Two Tied at</i>	38

COMPLETE GAMES

Bobby Blevins	2
Josh Wall	2
Chris Mathewson	2

SHUTOUTS

Jharel Cotton	1
Bryan Morris	1
Will Savage	1
Josh Wall	1
Michael Boyle	1

SAVES

Miguel Ramirez	35
Luis Vasquez	20
Craig Stem	18

INNINGS PITCHED

Justin Miller	289.2
Josh Wall	282.1
Brandon Martinez	225

HITS

Justin Miller	284
Josh Wall	280
Brandon Martinez	269

RUNS

Justin Miller	155
Josh Wall	151
Brandon Martinez	136

EARNED RUNS

Josh Wall	132
Justin Miller	127
Brandon Martinez	126

HOME RUNS ALLOWED

Brandon Martinez	22
Josh Wall	22
Arisemdy Ozoria	19

CAREER RECORDS

HIT BATSMEN

Josh Wall	24
Justin Miller	20
Greg Wilborn	14

WALKS

Justin Miller	134
Josh Wall	116
Miguel Sanfler	104

STRIKEOUTS

Josh Wall	254
Justin Miller	177

BALKS

Leo Crawford	6
Victor Gonzalez	5
Gustavo Gomez	5

WILD PITCHES

Josh Wall	30
Justin Miller	28
Miguel Sanfler	24

DOUBLE PLAYS INDUCED

Justin Miller	38
<i>Four Tied at</i>	15

BATTING AVERAGE AGAINST[^]

Matt Magill	.194
Blake Brannon	.195
Clayton Kershaw	.201

HOLDS

Steve Smith	20
Bret Montgomery	12
Luis Meza	11

* Minimum 378 plate appearances (2.7 per game x 140 games)

+ Minimum 112 innings pitched

[^] Minimum 308 batters faced

SINGLE-SEASON RECORDS

* BATTING AVERAGE

Brian Cavazos-Galvez (2010)	.318
Eduardo Perez (2007)	.311
Dee Strange-Gordon (2009)	.301

GAMES PLAYED

Scott Schebler (2012)	137
Jaime Pedroza (2009)	136
Angelo Songco (2010)	135

AT-BATS

Dee Strange-Gordon (2009)	538
Jaime Pedroza (2009)	520
Joey Curletta (2014)	516

RUNS

Jaime Pedroza (2009)	100
Dee Strange-Gordon (2009)	96
Andy Pages (2021)	96

HITS

Dee Strange-Gordon (2009)	162
Brian Cavazos-Galvez (2010)	156
Joey Curletta (2014)	143

DOUBLES

Brian Cavazos-Galvez (2010)	43
Kyle Russell (2009)	39
Paul Hoenecke (2014)	37

TRIPLES

Dee Strange-Gordon (2009)	12
Leon Landry (2011)	11
Jovanny Rosario (2008)	10
Casio Grider (2010)	10

HOME RUNS

Andy Pages (2021)	31
Ryan Ward (2021)	27
Kyle Russell (2009)	26

RUNS BATTED IN

Kyle Russell (2009)	102
Andy Pages (2021)	88
Ryan Ward (2021)	84

WALKS

Tyler Ogle (2013)	96
Kendall George (2025)	84
Taylor Young (2023)	82

STRIKEOUTS

Kyle Russell (2009)	180
James Baldwin (2012)	177
Kyle Nevin (2024)	163

STOLEN BASES

Kendall George (2025)	100
Dee Strange-Gordon (2009)	73
Taylor Young (2023)	56

CAUGHT STEALING

Dee Strange-Gordon (2009)	25
Kendall George (2025)	24
Erik Kanaby (2008)	19

* ON-BASE PERCENTAGE

Kendall George (2025)	.409
Josue De Paula (2025)	.406
Dalton Rushing (2023)	.404

* SLUGGING PERCENTAGE

Kyle Russell (2009)	.545
Andy Pages (2021)	.539
Brian Cavazos-Galvez (2010)	.520

* ON-BASE PLUS SLUGGING

Andy Pages (2021)	.933
Kyle Russell (2009)	.916
Brian Cavazos-Galvez (2010)	.863

SACRIFICE FLIES

Jake Gelof (2024)	9
J.T. Wise (2010)	8
Joe Winker (2012)	7

SACRIFICE BUNTS

Rafael Ynoa (2010)	14
<i>Three Tied at</i>	11

HIT BY PITCH

Andy Pages (2021)	19
Marcus Chiu (2018)	18
Dalton Rushing (2023)	16

GROUND INTO DOUBLE PLAY

Anthony Hatch (2009)	17
Kyle Nevin (2024)	15

ERRORS

Josh Bell (2007)	35
Dee Strange-Gordon (2009)	34
Preston Mattingly (2007)	30

SINGLE-SEASON RECORDS

OUTFIELD ASSISTS

Alex Verdugo (2015)	21
Romer Cuadrado (2018)	14
Joey Curletta (2014)	13

CATCHER'S CAUGHT STEALING

Pratt Maynard (2012)	37
Kenley Jansen (2008)	35
Michael Pericht (2011)	33

GAMES PLAYED: CATCHER

Michael Pericht (2011)	83
Gorman Erickson (2010)	80
Kenley Jansen (2008)	78

GAMES PLAYED: FIRST BASE

Tyler Ogle (2013)	102
Josmar Cordero (2014)	90
Joe Vetrano (2025)	88

GAMES PLAYED: SECOND BASE

Jaime Pedroza (2009)	122
Rafael Ynoa (2010)	113
Jesumel Valentin (2014)	105

GAMES PLAYED: SHORTSTOP

Dee Strange-Gordon (2009)	127
Alex Freeland (2023)	103
Leonel Valera (2021)	93

GAMES PLAYED: THIRD BASE

Anthony Hatch (2009)	123
Paul Hoenecke (2014)	111
Brian Ruggiano (2010)	104

GAMES PLAYED: OUTFIELD

Scott Schebler (2012)	130
<i>Two Tied at</i>	126
<i>Two Tied at</i>	125

WINS

JonMichael Redding (2009)	16
Geoff Brown (2013)	12
Allen Webster (2010)	12

LOSSES

Zachary Bird (2014)	17
Justin Miller (2008)	11
Daigoro Rondon (2008)	11

EARNED RUN AVERAGE +

Garrett Gould (2011)	2.40
Allen Webster (2010)	2.88
Matt Magill (2010)	3.28

APPEARANCES

Jacob Rhame (2014)	51
Luis Meza (2013)	51
Michael Johnson (2014)	50

GAMES STARTED

Bobby Blevins (2009)	27
Josh Wall (2010)	26
JonMichael Redding (2009)	26

COMPLETE GAMES

Trevor Oaks (2015)	2
Bobby Blevins (2009)	2
Chris Mathewson (2017)	2

SHUTOUTS

Jharel Cotton (2013)	1
Bryan Morris (2008)	1

Will Savage (2010)	1
Michael Boyle (2016)	1

SAVES

Luis Vasquez (2010)	20
Miguel Ramirez (2008)	20
<i>Two Tied at</i>	16

INNINGS PITCHED

Bobby Blevins (2009)	153.2
Josh Wall (2010)	153
Justin Miller (2008)	140

HITS

Bobby Blevins (2009)	159
JonMichael Redding (2009)	149
Josh Wall (2010)	144

RUNS

Bobby Blevins (2009)	82
Josh Wall (2010)	80
Leo Crawford (2017)	80

EARNED RUNS

Josh Wall (2010)	72
Bobby Blevins (2009)	71
Gustavo Gomez (2012)	69
Leo Crawford (2017)	69

HOME RUNS ALLOWED

Jesus Vargas (2021)	18
Raydel Sanchez (2012)	17
<i>Three Tied at</i>	13

HIT BATSMEN

Jacob Meador (2024)	15
Josh Wall (2010)	14
Gustavo Gomez (2012)	12

WALKS

Justin Miller (2008)	74
Josh Wall (2010)	68
Peter Heubeck (2024)	65

STRIKEOUTS

Josh Wall (2010)	151
Matt Magill (2010)	135
Clayton Kershaw (2007)	134

BALKS

Leo Crawford (2017)	5
<i>4 Tied at</i>	4

WILD PITCHES

Josh Wall (2010)	20
Jordan Pratt (2009)	19
Miguel Sanfler (2007)	15

DOUBLE PLAYS INDUCED

Justin Miller (2008)	19
Justin Miller (2009)	15
Christian Romero (2024)	13

BATTING AVERAGE AGAINST^A

Peter Heubeck (2024)	.184
Matt Megill (2010)	.194
<i>Three tied at</i>	.198

HOLDS

Steve Smith (2010)	17
Bret Montgomery (2011)	12
<i>Two Tied at</i>	11

POSTSEASON RESULTS/RECORDS

DATE	OPP.	SCORE	Winner	LOSER	SAVE	ATTEND	TIME
9/9/09	WM	W, 7-2	Aaron Miller	Casey Crosby	--	4,801	2:40
9/10/09	at WM	L, 0-7	Adam Willk	JonMichael Redding	Robert Waite	5,698	2:30
9/11/09	at WM	W, 3-2 (10)	Cole St. Clair	Tyler Stohr	--	2,299	3:20
9/12/09	FW	W, 11-10 (11)	Jordan Pratt	Zach Herr	--	4,029	4:16
9/13/09	at FW	L, 4-9	Rob Musgrave	Bobby Blevins	--	2,734	2:58
9/14/09	at FW	L, 3-4 (10)	Brad Brach	Cole St. Clair	--	3,709	3:07
9/8/10	at FW	L, 0-1	Allen Webster	Matt Lollis	Miles Mikolas	2,462	2:36
9/9/10	FW	W, 10-5	Steve Ames	Stiven Osuna	--	3,917	3:01
9/10/10	FW	W, 6-4	Steve Smith	Jerry Sullivan	Luis Vasquez	3,569	3:04
9/12/10	at LC	W, 10-8	Josh Wall	Giovanni Soto	Luis Vasquez	917	3:10
9/13/10	LC	L, 6-7	Francisco Jimenez	Allen Webster	Preston Guilmet	3,704	3:12
9/14/10	LC	L, 1-6	Vidal Nuno	Greg Wilborn	--	2,839	2:52
9/4/13	SB	L, 0-3	Aaron Blair	Chris Anderson	Jimmie Sherfy	2,331	3:15
9/5/13	at SB	L, 1-5	Bradren Shipley	Jonathan Martinez	--	3,508	2:27
9/9/15	LAN	L, 5-6	Shane Dawson	Luis De Paula	Jose Fernandez	1,807	2:49
9/10/15	at LAN	L, 4-5	Dusty Issacs	Tommy Bergjans	--	2,415	2:49
9/7/16*	BG	W, 15-1	Dean Kramer	Jose Mujica	--	1,480	3:56
9/9/16	at BG	L, 6-8	Yoel Espinal	Jose Santos	--	562	2:56
9/10/16	at BG	W, 5-2	Leo Crawford	Elias Torres	Andrew Istler	437	2:50
9/11/16	WM	W, 4-1	Ivan Vietez	Toller Boardman	Shea Spitzbarth	1,391	2:38
9/12/16	at WM	L, 3-5	Sandy Baez	Victor Gonzalez	Mark Ecker	2,195	2:30
9/13/16	at WM	W, 5-2	Andrew Istler	Drew Smith	Shea Spitzbarth	2,086	2:47
9/14/16	at CLI	L, 6-16	Rhon Pierce	Dennis Santana	--	815	3:33
9/15/16	at CLI	W, 4-0	Leo Crawford	Pablo Lopez	--	1,101	2:40
9/17/16	CLI	W, 4-0	Andrew Istler	Kevin Gadea	Shea Spitzbarth	3,449	2:27
9/18/16	CLI	W, 9-8	Karch Kowalczyk	Matt Walker	Dean Kremer	3,305	3:17
9/5/18	at WM	L, 0-6	Brad Bass	Gerardo Carrillo	--	1,443	2:38
9/6/18	WM	L, 1-2	Billy Lescher	Darien Nunez	--	2,006	3:19
9/4/19	at LC	W, 6-4	Justin Bruihl	Shane McCarthy	Aaron Ochsenein	1,415	2:53
9/5/19	LC	L, 0-4	Jake Miednik	Jeff Belge	--	2,494	3:13
9/6/19	WM	W, 5-0	Jose Chacin	Eli Lingos	--	1,266	2:40
9/7/19	at SB	L, 4-6	Ivan Medina	Stephen Kolek	Brian Glowicki	1,225	3:32
9/8/19	SB	L, 7-3	Fauris Guerrero	Kevin Malisheski	Brendan King	1,057	3:13
9/13/22	at LC	W 7-2	River Ryan	Will Dion	Ben Harris	1,535	2:46
9/15/22	LC	L 2-0	Tommy Mace	Adolfo Ramirez	Raymond Burgos	3,899	2:45
9/16/22	LC	L 6-5	Trey Benton	Kendall Williams	Jordan Jones	1,822	2:44
9/12/23	at FW	L 5-0	Ethan Routzahn	Justin Wroblecki	--	3,657	2:38
9/14/23	FW	W 3-2	Juan Morillo	Miguel Cienfuegos	Michael Hobbs	2,530	2:24
9/15/23	FW	W 2-1	Jared Karros	Dylan Lesko	Jack Dreyer	2,014	2:20
9/17/23	CR	L 10-6	Malik Barrington	Michael Hobbs	--	1,656	2:52
9/19/23**	at CR	W 4-2	Ronan Kopp	Mike Paredes	Benony Robles	2,622	2:56
9/20/23	at CR	L 7-6	Gabriel Yanez	Maddux Bruns	John Stankiewicz	2,013	2:33

* Game was suspended due to heavy rain, completed on 9/8/16

** Game was suspended due to heavy rain, completed on 9/20/23

Overall: 17-21, **Series:** 7-6

Home: 10-9

Road: 7-12



Loons celebrated their first MiWL title in 2016.

POSTSEASON INDIVIDUAL RECORDS

MOST GAMES PLAYED

Nick "Chili" Buss	12
Joe Becker	11

MOST DOUBLES

Joe Becker	4
Jake Henson	4
Saige Jenco	3

MOST RUNS BATTED IN

Omar Estevez	9
Dalton Rushing	9
<i>Three Tied at</i>	8

MOST STOLEN BASES

Dee Strange-Gordon	3
<i>Four Tied at</i>	2

MOST SAVES

Shea Spitzbarth	3
Luis Vasquez	2

MOST RUNS SCORED

Saige Jenco	10
Nick "Chili" Buss	9
Brendon Davis	8

MOST TRIPLES

Joe Becker	2
<i>Seven Tied at</i>	1

MOST WALKS

Alex Freeland	7
Jaime Pedroza	6
Darien Tubbs	6

MOST WINS

Leo Crawford	2
Andrew Istler	2

MOST APPEARANCES

Steve Smith	5
<i>Four Tied at</i>	4

MOST HITS

Nick "Chili" Buss	16
Saige Jenco	15
<i>Two Tied at</i>	13

MOST HOME RUNS

Dalton Rushing	3
Jaime Pedroza	2
<i>21 Tied at</i>	1

MOST STRIKEOUTS

Steve Smith	16
Aaron Miller	13

MOST INNINGS PITCHED

Steve Smith	13.1
Aaron Miller	12
Yadier Alvarez	12

MOST STRIKEOUTS

Brendon Davis	13
Saige Jenco	13
Omar Estevez	12



James Outman, 2019

OPENING DAY LINEUPS

April 5, 2007

Trayvon Robinson CF
 Preston Mattingly SS
 Matt Berezay LF
 Josh Bell 3B
 Carlos Santana C
 David Sutherland 1B
 Eduardo Perez DH
 Justin Fuller 2B
 Bridger Hunt RF
 Clayton Kershaw LHP

W, 10-3 at S.B. | A: 989

WP: Doug Brooks

LP: Brett Anderson

April 3, 2008

Jovanny Rosario CF
 Erik Kanaby DH
 Preston Mattingly 2B
 Andrew Lambo LF
 Brian Mathews 1B
 Pedro Baez 3B
 Scott Van Slyke RF
 Kenley Jansen C
 Joe Becker SS
 Justin Miller RHP

W, 5-2 vs. DAY | A: 4,631

WP: Daigoro Rondon

LP: Scott Carroll

S: Miguel Ramirez

April 9, 2009

Dee Strange-Gordon SS
 Erik Kanaby CF
 Jaime Pedroza 2B
 Austin Gallagher DH
 Tony Delmonico C
 Anthony Hatch 3B
 Kyle Russell RF
 Alfredo Silverio LF
 Matt Wallach 1B
 JonMichael Redding RHP

W, 14-3 at DAY | A: 8,385

WP: JonMichael Redding

LP: Matt Fairrel

April 8, 2010

Brian Ruggiano 3B
 Christian Lara SS
 Brian Cavazos-Galvez CF
 Angelo Songco LF
 Jerry Sands 1B
 J.T. Wise C
 Blake Smith RF
 Chris Jacobs 1B
 Pedro Guerrero 2B
 Josh Wall RHP

W, 16-5 at S.B. | A: 834

WP: Jordan Roberts

LP: Michael Belfiore

April 7, 2011

Leon Landry CF
 Christian Lara SS
 Blake Dean 1B
 Nick Akins LF
 Jon Garcia RF
 Roman Pena DH
 Michael Pericht C
 Jesse Bosnik 3B
 Casio Grider 2B
 Red Patterson RHP

L, 13-3 vs. L.C. | A: 3,823

WP: Michael Goodnight

LP: Red Patterson

April 6, 2012

James Baldwin CF
 Kevin Taylor 2B
 Joe Winker 1B
 Scott Schebler RF
 Noel Cuevas LF
 Pratt Maynard C
 Devin Shines DH
 Jesse Bosnik 3B
 Delvis Morales SS
 Jarret Martin LHP

L, 3-2 at LAN | A: 2,112

WP: Brandon Berl

LP: Jose Dominguez

S: Ajay Meyer

April 4, 2013

Eric Smith C
 Jeremy Rathjen RF
 Corey Seager SS
 Paul Hoenecke 3B
 Devin Shines LF
 Jesus Valdez 1B
 Tyler Ogle DH
 Alexis Aguilar 2B
 Malcolm Holland CF
 Angel Sanchez RHP

L, 5-2 vs. F.W. | A: 3,765

WP: Joe Ross

LP: Angel Sanchez

S: Roman Mejia

April 3, 2014

Malcolm Holland DH
 Jacob Scavuzzo CF
 Kyle Farmer C
 Paul Hoenecke 3B
 Joey Curletta RF
 Justin Chigbogu 1B
 Alex Santana LF
 Jesmuel Valentin 2B
 Dillon Moyer SS
 Jonathan Martinez RHP

W, 9-0 at F.W. | A: 4,447

WP: Jonathan Martinez

LP: Walker Weickel

April 12, 2015

Jimmy Allen 3B
 Alex Verdugo CF
 Yadir Drake RF
 Justin Chigbogu 1B
 Julian Leon C
 Scott DeJong DH
 Jacob Scavuzzo LF
 Michael Ahmed 2B
 Tyler Wampler SS
 Brock Stewart RHP

W, 5-1 at W.M. | A: 3,793

WP: Brock Stewart

LP: A.J. Ladwig

April 9, 2016

Logan Landon CF
 Omar Estevez 2B
 Jordan Paroubeck LF
 Matt Jones 1B
 Brendon Davis SS
 Ariel Sandoval RF
 Federico Celli DH
 Garrett Kennedy C
 Cristian Gomez 3B
 Michael Boyle LHP

W, 5-4 vs LAN | A: 2,664

WP: Nolan Long

LP: Tayler Saucedo

April 7, 2017

Saige Jenco LF
 Brendon Davis SS
 Oneil Cruz 3B
 Carlos Rincon RF
 Cody Thomas CF
 Keibert Ruiz C
 Gersel Pitre 1B
 Luis Paz DH
 Zach McKinstry 2B
 Leo Crawford LHP

L, 6-3 vs LAN | A: 1,274

WP: Justin Maese

LP: Tony Gonsohn

April 5, 2018

Brandon Montgomery 3B
 Romer Cuadrado LF
 Starling Heredia DH
 Carlos Rincon RF
 Nick Yarnall 1B
 Moises Perez 2B
 Zach McKinstry SS
 Ramon Rodriguez C
 Brayon Morales CF
 Max Gamboa RHP

L, 12-1 vs LAN | A: 1,764

WP: Yennsy Diaz

LP: Max Gamboa

OPENING DAY LINEUPS

April 4, 2019

Jacob Amaya CF
 James Outman SS
 Romer Cuadrado LF
 Dillon Paulson 3B
 Miguel Vargas C
 Daniel Robinson 1B
 Leonel Valera DH
 Hunter Feduccia 2B
 Niko Hulsizer RF
 Stephen Kolek RHP

L, 4-0 at L.C.C | A: 4,267

WP: Luis Oviedo

LP: Stephen kolez

April 5, 2024

Noah Miller SS
 Thayron Liranzo C
 Chris Newell RF
 Kyle Nevin 1B
 Dylan Campbell RF
 Sam Mongelli 3B
 Jake Vogel CF
 Luis Rodriguez DH
 Jordan Thompson 2B
 Jackson Ferris LHP

W, 3-2 (11) vs. FW | A: 2,364

WP: Joel Ibarra

LP: Mitch Miller

May 4, 2021

Miguel Vargas CF
 Andy Pages DH
 Leonel Valera 2B
 James Outman LF
 Deacon Liput 1B
 Carson Taylor 3B
 Justin Yurchak RF
 Ryan Ward C
 Ryan January SS
 Bobby Miller RHP

L, 9-4 vs. DAY | A: 1,009

WP: JC Keys

LP: Jesus Vargas

April 4, 2025

Kendall George CF
 Josue De Paula LF
 Zyhir Hope RF
 Logan Wagner 3B
 Joe Vetrano 1B
 Jordan Thompson SS
 Cameron Decker DH
 Carlos Rojas C
 Wilman Diaz 2B
 Patrick Copen RHP

L, 8-1 vs. LC | A: 2,276

WP: Kyle Scott

LP: Joseilyn Gonzalez

April 8, 2022

Eddys Leonard 2B
 Jorbit Vivas 3B
 Jonny DeLuca RF
 Leonel Valera SS
 Imanol Vargas 1B
 Ismael Alcantara CF
 Joe Vranesh DH
 Edwin Mateo LF
 Kekai Rios C
 Hyun-il Choi RHP

L, 5-1 vs. WM | A: 1,665

WP: Michael Bienlien

LP: Hyun-il Choi

April 7, 2023

Taylor Young 2B
 Austin Gauthier 3B
 Alex Freeland SS
 Damon Keith RF
 Dalton Rushing C
 Yeiner Fernandez DH
 Yuniar Garcia 1B
 Chris Alleyne LF
 Jake Vogel CF
 Ronan Kopp LHP

L, 4-3 vs. LAN | A: 2,466

WP: Jack Owen

LP: Michael Hobbs

YEARLY CAPSULES

2007

1st Half:	34-36 (4th/6)	Games Leader:	116, Eduardo Perez/Matt Berezay
2nd Half:	23-46 (6th/6)	BA Leader	.311, Eduardo Perez
Overall:	57-82 (12th/14)	HR Leader:	15, Josh Bell
Playoffs:	DNQ	ERA Leader:	1.57, Miguel Ramirez
Manager:	Lance Parrish	SO Leader:	134, Clayton Kershaw
Top GL Prospect:	Clayton Kershaw	Notes:	Clayton Kershaw named Post-Season All-Star.
Attendance:	324,564		

2008

1st Half:	30-39 (5th/6)	Games Leader:	127, Jovanny Rosario
2nd Half:	23-46 (6th/6)	BA Leader	.288, Andrew Lambo
Overall:	54-85 (14th/14)	HR Leader:	15, Andrew Lambo
Playoffs:	DNQ	ERA Leader:	1.85, Victor Garate
Manager:	Juan Bustabad	SO Leader:	103, Victor Garate
Top GL Prospect:	Pedro Baez	Notes:	Andrew Lambo named Post-Season All-Star.
Attendance:	299,416		

2009

1st Half:	40-30 (3rd/6)	Games Leader:	136, Jaime Pedroza
2nd Half:	41-29 (2nd/6)	BA Leader	.301, Dee Strange-Gordon
Overall:	81-59 (3rd/14)	HR Leader:	26, Kyle Russell
Playoffs:	L, 2-1 in EDF to FW	ERA Leader:	1.58, Geison Aguiar
Manager:	Juan Bustabad	SO Leader:	120, Ethan Martin
Top GL Prospect:	Ethan Martin	Notes:	Tony Delmonico and Dee Strange-Gordon named co-MVPs of Midwest League...Most triples of any MWL tm.
Attendance:	271,146		

2010

1st Half:	43-26 (2nd/8)	Games Leader:	135, Angelo Songco
2nd Half:	47-23 (1st/8)	BA Leader	.333, Jerry Sands
Overall:	90-49 (1st/16)	HR Leader:	19, Blake Smith
Playoffs:	L, 2-1 in EDF to LC	ERA Leader:	2.69, Steve Smith
Manager:	Juan Bustabad	SO Leader:	151, Josh Wall
Top GL Prospect:	Allen Webster	Notes:	Juan Bustabad named Manager of the Year...Brian Cavazos-Galvez and Blake Smith named Post-Season All-Stars.
Attendance:	263,878		

2011

1st Half:	39-30 (3rd/8)	Games Leader:	130, Jon Garcia
2nd Half:	33-37 (6th/8)	BA Leader	.273, Michael Pericht
Overall:	72-67 (6th/16)	HR Leader:	19, Jon Garcia
Playoffs:	DNQ	ERA Leader:	2.40, Garrett Gould
Manager:	John Shoemaker	SO Leader:	104, Garrett Gould
Top GL Prospect:	Zach Lee	Notes:	Red Patterson, Garrett Gould and Ryan Christenson named Mid-Season All-Stars.
Attendance:	264,249		

YEARLY CAPSULES

2012

1st Half:	34-36 (5th/8)	Games Leader:	137, Scott Schebler
2nd Half:	33-37 (6th/8)	BA Leader	.272, O'Koyea Dickson
Overall:	67-73 (12th/16)	HR Leader:	17, O'Koyea Dickson
Playoffs:	DNQ	ERA Leader:	1.24, Mike Thomas
Manager:	John Shoemaker	SO Leader:	78, Jarret Martin
Top GL Prospect:	James Baldwin	Notes: O'Koyea Dickson named MVP of All-Star Game...Team 2nd in SB in MWL (189).	
Attendance:	259,160		

2013

1st Half:	27-43 (7th/8)	Games Leader:	131, Jeremy Rathjen
2nd Half:	40-29 (2nd/8)	BA Leader	.309, Corey Seager
Overall:	67-72 (9th/16)	HR Leader:	12, Corey Seager/Tyler Ogle
Playoffs:	L, 2-0 in 1rd to SB	ERA Leader:	1.96, Chris Anderson
Manager:	Razor Shines	SO Leader:	85, Miguel Sulbaran
Top GL Prospect:	Corey Seager	Notes: Geoff Brown named Post-Season All-Star... Pitching staff had most Ks in MWL (1113).	
Attendance:	231,639		

2014

1st Half:	34-36 (4th/8)	Games Leader:	133, Joey Curletta
2nd Half:	32-37 (5th/8)	BA Leader	.280, Jesmuel Valentin
Overall:	66-73 (10th/14)	HR Leader:	15, Paul Hoenecke
Playoffs:	DNQ	ERA Leader:	1.32, Victor Araujo
Manager:	Bill Haselman	SO Leader:	110, Zachary Bird
Top GL Prospect:	Jacob Scavuzzo	Notes: Joey Curletta named Post-Season All-Star.	
Attendance:	230,019		

2015

1st Half:	38-30 (2nd/8)	Games Leader:	118, Mike Ahmed
2nd Half:	30-39 (8th/8)	BA Leader	.297, Matt Beaty
Overall:	68-69 (10th/16)	HR Leader:	13, Justin Chigbogu
Playoffs:	L, 2-0 in 1rd to LAN	ERA Leader:	2.26, Bubby Rossman
Manager:	Luis Matos	SO Leader:	117, Grant Holmes
Top GL Prospect:	Grant Holmes	Notes: Alex Verdugo named Post-Season All-Star.	
Attendance:	221,749		

2016

1st Half:	29-41 (7th/8)	Games Leader:	122, Omar Estevez
2nd Half:	36-34 (3rd/8)	BA Leader	.263, Logan Landon
Overall:	65-75 (11th/16)	HR Leader:	11, Ariel Sandoval
Playoffs:	MWL Champs	ERA Leader:	1.94 Gavin Pittore
Manager:	Gil Velasquez	SO Leader:	124, Dennis Santana
Top GL Prospect:	Alex Verdugo	Notes: First Midwest League championship in franchise history.	
Attendance:	210,054		

YEARLY CAPSULES

2017

1st Half:	36-33 (5th/8)	Games Leader:	121, Cody Thomas
2nd Half:	33-37 (5th/8)	BA Leader	.245, Brendon Davis
Overall:	69-70 (8th/16)	HR Leader:	20, Cody Thomas
Playoffs:	DNQ	ERA Leader:	1.49, Sven Schueller
Manager:	Jeremy Rodriguez	SO Leader:	113, Dustin May
Top GL Prospect:	Gavin Lux	Notes:	Hosted all-star game...Dustin May, Keibert Ruiz and Brendon Davis named Mid-Season All-Stars.
Attendance:	202,433		

2018

1st Half:	24-44 (8th/8)	Games Leader:	123, Romer Cuadrado
2nd Half:	36-33 (3rd/8)	BA Leader	.273, Brayan Morales
Overall:	60-77 (13th/16)	HR Leader:	9, Brandon Montgomery
Playoffs:	L 1rd 2-0 to WM	ERA Leader:	1.65, Gerardo Carrillo
Manager:	John Shoemaker	SO Leader:	103, Edwin Uceta
Top GL Prospect:	Starling Heredia	Notes:	Andre Scrubb and Jared Walker named Mid-Season All-Stars.
Attendance:	187,220		

2019

1st Half:	43-24 (1st/8)	Games Leader:	122, Leonel Valera
2nd Half:	38-31 (3rd/8)	BA Leader	.325, Miguel Vargas
Overall:	81-55 (1st/16)	HR Leader:	19, James Outman
Playoffs:	L, 2-0 in EDF to SBC	ERA Leader:	0.79, Guillermo Zuniga
Manager:	John Shoemaker	SO Leader:	86, Alfredo Tavarez
Top GL Prospect:	Josiah Gray	Notes:	Won club's first 1st half East title, Miguel Vargas post-season MWL All-Star.
Attendance:	195,904		

2021

Overall:	63-57 (3rd/6)	Games Leader:	120, Andy Pages
Playoffs:	DNQ	BA Leader	.356, Justin Yurchak
Manager:	Austin Chubb	HR Leader:	31, Andy Pages
Top GL Prospect:	Andy Pages	ERA Leader:	0.98, Andrew Shaps
Attendance:	124,896	SO Leader:	88, Jesus Vargas
Notes:	season was not divided into halves, only top 2 teams in league made playoffs	Notes:	posted highest run differential in the High-A Central - East Division at +122

2022

Overall:	76-55 (2nd/6)	Games Leader:	128, Jorbit Vivas
Playoffs:	L 2-1 in EDF to LC	BA Leader	.282, Alex De Jesus
Manager:	Austin Chubb	HR Leader:	19, Jose Ramos
Top GL Prospect:	Diego Cartaya	ERA Leader:	0.74, Aldry Acosta
Attendance:	174,050	SO Leader:	127, Nick Nastrini
Notes:	First Half Midwest League East Division Champions	Notes:	Franchise record, pitchers accumulated 1398 strikeouts

YEARLY CAPSULES

2023

Overall:	76-55 (1st/6)	Games Leader:	124, Taylor Young
Playoffs:	L 2-1 in MWL C to CR	BA Leader	.273, Yeiner Fernandez
Manager:	Daniel Nava	HR Leader:	15, Dalton Rushing
Top GL Prospect:	Dalton Rushing	ERA Leader:	2.90, Justin Wroblecki
Attendance:	186,112	SO Leader:	109, Justin Wroblecki
Notes: First Half Midwest League East Division Champions / 10 game win streak		Notes: Franchise record in stolen bases with 200 in 131 games	

2024

Overall:	69-61 (3rd/6)	Games Leader:	119, Kyle Nevin
Playoffs:	DNQ	BA Leader	.251, Noah Miller
Manager:	Jair Fernandez	HR Leader:	23, Chris Newell
Top GL Prospect:	Josue De Paula	ERA Leader:	1.84, Lucas Wepf (20 G+)
Attendance:	200,892	SO Leader:	119, Jackson Ferris
Notes: First Six-Game Series Sweep. At Fort Wayne, April 24th - April 28th		Notes: The Loons led the Midwest League in pitcher strikeouts (1263) for the third straight year	

2025

Overall:	72-58 (3rd/6)	Games Leader:	122, Logan Wagner
Playoffs:	DNQ	BA Leader	.295, Kendall George
Manager:	Jair Fernandez	HR Leader:	16, Jake Gelof
Top GL Prospect:	Josue De Paula	ERA Leader:	2.22, Evan Shaw (50 +IP)
Attendance:	200,698	SO Leader:	93, Wyatt Crowell
Notes: The Loons led the Midwest League in pitcher strikeouts (1232) for the fourth straight year		Notes: Kendall George had 100 stolen bases, the most in franchise history. He stole 34 bases in Aug	

FINAL STATISTICS - 2007 SEASON

BATTER	Avg.	G	AB	R	H	2B	3B	HR	RBI	BB	SO	SB	CS
Apodaca, Juan	.259	58	205	23	53	6	1	8	27	16	39	2	0
Bell, Josh	.289	108	398	65	115	21	3	15	62	39	109	5	1
Berezay, Matt	.276	116	427	58	118	34	5	13	64	37	80	8	8
Brooks, Parker	.071	6	14	1	1	0	0	0	1	1	1	0	0
Fuller, Justin	.239	29	88	13	21	2	1	1	3	6	13	1	2
Giles, Tommy	.320	34	125	24	40	8	3	6	18	11	30	3	4
Gonzalez, Adolfo	.296	84	314	42	93	20	2	5	29	27	69	7	5
Herrera, Elian	.167	9	36	3	6	2	0	0	3	1	10	3	1
Hunt, Bridger	.296	46	179	29	53	7	1	1	19	15	30	6	5
Jansen, Kenley	.102	20	59	5	6	1	0	1	6	7	18	0	1
Lizarraga, Francisco	.261	79	284	35	74	17	0	6	29	11	76	11	5
Mathews, Brian	.319	23	91	8	29	6	0	1	2	5	18	3	0
Mattingly, Preston	.210	107	404	42	85	12	7	3	40	22	119	11	3
Perez, Eduardo	.311	116	447	56	139	20	2	14	60	34	91	8	5
Peterson, James	.271	59	210	20	57	11	0	3	28	24	67	1	4
Rivera, Juan	.252	39	143	20	36	5	1	4	16	8	28	3	4
Rivera, Michael	.211	6	19	2	4	0	0	0	2	1	3	1	0
Robinson, Trayvon	.253	110	396	50	100	9	4	2	31	32	119	22	9
Santana, Carlos	.223	86	292	32	65	20	1	7	36	40	45	5	3
Sutherland, David	.197	34	117	8	23	4	0	1	11	2	27	0	0
Talao, Rick	.205	21	78	8	16	6	0	1	6	1	22	0	0
Van Slyke, Scott	.254	104	351	38	89	18	1	2	35	27	68	4	4
Totals	.261	139	4677	582	1223	229	32	94	528	367	1082	104	64

PITCHER	W	L	ERA	G	GS	SV	IP	H	R	ER	HR	BB	SO
Adkins, James	0	1	2.42	11	11	0	26.0	17	7	7	1	10	30
Brannon, Blake	2	2	8.82	13	0	0	16.1	17	19	16	2	11	13
Brooks, Douglas	1	2	5.67	13	0	2	27.0	31	19	17	0	11	20
Castillo, Arismendy	3	8	5.36	23	11	0	92.1	115	76	55	4	61	67
Coleman, Paul	2	5	5.10	11	9	0	54.2	72	35	31	3	21	29
Diaz, Jose	0	0	6.75	2	0	0	1.1	2	1	1	1	3	0
Felix, Francisco	1	1	0.76	10	3	1	35.1	19	10	3	0	9	35
Figueroa, Jonathan	1	0	0.90	5	0	0	10.0	8	1	1	1	9	17
Gardner, Michael	3	3	5.94	16	4	1	47.0	60	35	31	1	12	30
German, Yulkin	0	0	17.44	12	0	0	16.0	37	34	31	1	21	12
Gomez de Segura, Matthew	0	2	9.49	8	0	0	12.1	17	18	13	1	17	13
Gonzalez, Adolfo	0	0	--	1	0	0	0.0	1	0	0	0	0	0
Johnson, Steve	3	6	4.85	18	16	0	81.2	90	57	44	2	40	65
Jones, Joseph	1	3	5.40	26	0	1	58.1	63	40	35	0	32	42
Kershaw, Clayton	7	5	2.77	20	20	0	97.1	72	39	30	5	50	134
Malone, Chris	1	3	5.77	14	3	1	39.0	42	37	25	4	23	41
Melgarejo, Thomas	4	8	6.20	33	12	4	90.0	110	71	62	9	44	57
Peterson, James	0	1	27.00	3	0	0	2.0	3	6	6	0	5	3
Pfeiffer, David	4	2	3.19	12	3	1	36.2	32	18	13	0	24	19
Ramirez, Miguel	2	1	1.57	41	0	15	51.2	44	12	9	1	30	56
Rodriguez, Jesus	1	0	2.30	14	0	3	31.1	27	10	8	1	7	21
Sanfler, Miguel	3	4	5.14	43	0	3	70.0	69	46	40	4	63	67
Sexton, Timothy	3	1	3.57	5	0	0	22.2	24	11	9	2	5	25
Smit, Kyle	0	5	8.34	5	5	0	22.2	26	26	21	2	12	26
Wall, Josh	6	10	4.18	26	24	1	129.1	136	71	60	8	48	103
White, Cody	8	5	2.48	15	14	0	76.1	68	25	21	3	41	63
White, Garrett	1	4	3.33	23	4	2	51.1	47	23	19	2	15	63
Totals	57	82	4.53	139	139	35	1198.2	1249	747	603	58	624	1051

FINAL STATISTICS - 2008 SEASON

BATTER	Avg.	G	AB	R	H	2B	3B	HR	RBI	BB	SO	SB	CS
Baez, Pedro	.178	59	185	23	33	10	1	1	16	17	45	3	1
Becker, Joe	.195	41	133	14	26	5	0	0	3	11	35	3	0
Dalton, Parker	.231	83	273	25	63	17	2	2	22	18	65	8	2
Fuller, Justin	.277	16	47	8	13	3	1	0	4	10	7	2	3
Garabedian, Alex	.267	54	180	12	48	13	1	3	21	11	38	0	6
Garcia, Yossandy	.136	25	66	5	9	3	0	1	2	1	30	1	2
Jansen, Kenley	.227	79	247	31	56	15	0	9	27	23	72	3	0
Kanaby, Erik	.272	122	448	56	122	9	3	0	25	56	54	26	19
Lambo, Andrew	.288	123	472	58	136	33	2	15	79	41	110	5	2
Lizarraga, Francisco	.191	51	173	13	33	2	0	2	10	8	35	1	5
Lopez, Esteban	.286	3	7	0	2	0	0	0	0	2	2	0	0
Mathews, Brian	.204	64	196	16	40	13	1	4	19	31	42	3	0
Mattingly, Preston	.224	92	335	37	75	14	3	6	24	16	108	11	4
Mier, Jessie	.278	14	54	5	15	3	0	0	5	0	10	0	0
Ortiz, Jaime	.217	97	336	36	73	18	1	13	48	33	86	2	1
Perez, Eduardo	.280	47	175	24	49	10	1	5	24	14	50	1	1
Rivera, Juan	.241	10	29	2	7	3	0	0	3	1	5	0	0
Rosario, Jovanny	.270	127	482	68	130	17	10	1	35	30	94	39	14
Silverio, Alfredo	.263	95	376	37	99	15	4	10	45	7	83	6	3
Taylor, Brandon	.221	52	199	21	44	11	1	5	25	6	36	1	0
Van Slyke, Scott	.148	22	61	4	9	4	0	0	7	12	11	0	0
Vetters, Travis	.218	28	101	9	22	6	0	0	6	6	26	4	1
Totals	.241	139	4575	504	1104	224	31	77	450	354	1044	119	64

PITCHER	W	L	ERA	G	GS	SV	IP	H	R	ER	HR	BB	SO
Aguasiva, Geison	1	2	8.38	8	2	0	19.1	34	21	18	1	6	20
Blevins, Bobby	2	7	2.96	23	1	5	48.2	44	21	16	3	14	57
Brannon, Blake	2	0	2.86	18	0	1	34.2	18	12	11	2	18	44
Cedeno, Juan	0	4	4.22	6	6	0	32.0	45	18	15	3	7	18
Diaz, Wilfredo	0	1	6.39	7	0	0	12.2	14	9	9	2	10	15
Dutton, Jonathan	1	0	5.20	15	0	1	36.1	30	22	21	2	37	43
Ferreras, Luis	0	0	8.53	7	0	0	12.2	20	12	12	1	10	3
Garate, Victor	6	3	1.85	17	12	0	77.2	61	22	16	4	28	103
Johnson, Steve	9	2	2.34	13	13	0	73.0	59	21	19	4	25	57
Kutz, Given	5	6	4.09	23	18	1	105.2	110	51	48	9	18	81
Lindblom, Josh	0	0	1.86	8	8	0	29.0	14	6	6	2	4	33
Mattison, Kieran	1	0	0.00	1	1	0	6.0	7	0	0	0	2	3
Melgarejo, Thomas	2	6	4.19	28	8	1	73.0	83	43	34	8	30	62
Miller, Justin	4	11	3.99	27	25	0	140.0	132	76	62	6	74	82
Morris, Bryan	2	4	3.20	17	17	0	81.2	74	34	29	5	31	72
Ramirez, Miguel	2	9	4.29	44	0	20	50.1	56	30	24	3	32	47
Rondon, Daigoro	4	11	6.96	21	11	0	73.2	113	64	57	7	28	82
Sanfler, Miguel	2	4	3.95	38	0	2	79.2	66	42	35	2	41	77
Sartor, Matthew	4	2	3.83	25	0	4	51.2	41	23	22	6	17	66
Smit, Kyle	1	4	6.55	16	12	0	57.2	68	47	42	6	36	44
Stanke, Cal	2	0	3.60	7	0	1	15.0	14	9	6	0	8	11
Thompson, Eric	0	1	4.85	4	0	0	13.0	11	8	7	3	5	7
Tomey, Anthony	0	1	4.76	4	0	0	5.2	7	3	3	0	3	11
Vetters, Travis	0	0	0.00	1	0	0	1.0	1	0	0	0	0	1
Wade, Cory	0	0	0.00	1	1	0	1.0	1	0	0	0	0	0
White, Garrett	3	3	3.67	15	4	2	54.0	45	24	22	5	16	55
Zimmermann, Rob	1	4	4.06	18	0	0	31.0	36	18	14	1	6	26
Totals	54	85	4.06	139	139	38	1216.0	1204	636	548	85	506	1120

FINAL STATISTICS - 2009 SEASON

BATTER	Avg.	G	AB	R	H	2B	3B	HR	RBI	BB	SO	SB	CS
Becker, Joe	.339	17	59	10	20	4	1	1	11	7	12	0	0
Buss, Nick	.260	110	416	55	108	15	5	10	63	21	75	14	3
Calfée, Clay	.125	11	40	3	5	1	0	0	3	4	21	0	0
Dalton, Parker	.169	55	148	19	25	9	1	1	14	11	44	1	1
Delmonico, Tony	.285	100	365	53	104	22	2	9	43	46	86	5	0
Gallagher, Austin	.257	60	226	28	58	11	0	3	30	21	43	1	1
Gordon, Dee	.301	131	538	96	162	17	12	3	35	43	90	73	25
Hatch, Anthony	.294	130	479	80	141	36	6	11	73	51	70	6	2
Herrera, Elian	.250	13	40	6	10	0	0	0	2	1	9	1	2
Kanaby, Erik	.143	9	21	5	3	1	0	0	5	8	3	1	1
Lopez, Esteban	.203	49	148	13	30	5	0	3	22	12	37	1	0
Mathews, Brian	.182	13	44	4	8	1	0	0	2	1	8	1	0
Pedroza, Jaime	.260	136	520	100	135	33	6	15	78	78	162	36	14
Russell, Kyle	.272	133	481	90	131	39	7	26	102	72	180	20	2
Sands, Jerry	.260	32	104	22	27	7	2	5	19	15	32	1	0
Silverio, Alfredo	.284	132	490	75	139	34	6	13	61	26	104	2	5
Songco, Angelo	.150	33	120	8	18	6	2	1	16	10	28	1	0
Vetters, Travis	.227	36	119	16	27	3	3	1	19	11	40	0	1
Wallach, Matt	.251	107	351	36	88	20	1	4	48	38	69	2	1
Totals	.263	140	4709	719	1239	264	54	106	646	476	1113	166	58

PITCHER	W	L	ERA	G	GS	SV	IP	H	R	ER	HR	BB	SO
Aguasviva, Geison	4	2	1.58	19	4	1	62.2	53	16	11	1	20	46
Blevins, Bobby	11	10	4.16	27	27	0	153.2	159	82	71	11	32	97
Boothe, Robert	2	3	4.95	37	0	2	56.1	55	35	31	2	29	78
Brannon, Blake	1	0	2.81	12	0	0	25.2	19	9	8	1	11	25
Dutton, Jonathan	0	3	3.60	17	1	0	20.0	19	10	8	1	10	23
Eovaldi, Nathan	3	5	3.27	26	16	1	96.1	95	48	35	2	41	71
Feliciano, Roberto	0	0	2.70	6	0	0	6.2	7	3	2	0	5	5
García, Luis	5	3	2.92	34	0	5	71.0	68	27	23	5	15	55
Guerra, Javy	3	1	1.54	28	0	16	41.0	23	7	7	1	15	55
Martin, Ethan	6	8	3.87	27	19	1	100.0	85	55	43	4	61	120
Miller, Aaron	3	1	2.08	7	7	0	30.1	22	7	7	3	10	38
Miller, Justin	5	7	4.70	21	21	0	115.0	125	73	60	7	46	66
Pratt, Jordan	3	4	4.58	36	0	2	57.0	46	30	29	2	42	65
Redding, Jon Michael	16	3	4.60	26	26	0	133.0	149	79	68	9	39	96
Rondon, Daigoro	0	0	0.00	3	0	0	4.0	3	0	0	0	0	5
Smit, Kyle	1	3	5.36	21	2	0	47.0	55	33	28	5	18	43
Smith, Steve	4	1	2.67	28	0	3	67.1	63	23	20	1	28	54
St. Clair, Cole	4	1	2.48	30	0	15	36.1	30	10	10	3	13	45
Walter, Josh	10	4	3.27	32	17	0	110.0	92	41	40	10	49	113
Totals	81	59	3.66	140	140	46	1233.1	1168	588	501	68	484	1100

FINAL STATISTICS - 2010 SEASON

BATTER	Avg.	G	AB	R	H	2B	3B	HR	RBI	BB	SO	SB	CS
Banks, Stetson	.283	20	46	8	13	1	1	0	3	1	11	0	3
Becker, Joe	.255	14	47	5	12	2	1	0	5	2	9	1	0
Buss, Nick	.285	61	242	42	69	9	2	1	23	24	30	20	5
Cavazos-Galvez, Brian	.318	121	490	76	156	43	4	16	77	12	60	43	13
Erickson, Gorman	.215	82	261	32	56	13	3	2	27	34	45	3	0
Garcia, Johan	.185	16	54	9	10	3	0	1	7	0	10	0	0
Guerrero, Pedro	.167	13	42	4	7	3	0	0	3	1	13	0	0
Hernandez, Bryant	.164	50	146	17	24	6	3	1	17	7	53	1	1
Jacobs, Chris	.215	42	149	21	32	8	0	7	25	10	50	0	0
Lara, Christian	.290	108	435	66	126	25	8	10	49	49	99	17	9
McGee, Lenell	.235	27	81	7	19	5	0	2	8	11	20	0	3
Ortiz, Jaime	.270	85	311	38	84	18	3	8	41	19	53	2	1
Ruggiano, Brian	.255	108	373	50	95	24	5	6	48	34	89	15	12
Sands, Jerry	.333	69	243	48	81	16	3	18	46	40	61	14	2
Smith, Blake	.281	115	430	77	121	28	2	19	76	49	135	2	3
Songco, Angelo	.274	135	507	87	139	30	6	15	71	51	91	6	1
Wise, J.T.	.309	86	301	44	93	23	0	12	62	26	61	0	0
Ynoa, Rafael	.286	124	441	67	126	19	1	9	51	37	55	40	14
Yount, Austin	.118	24	76	7	9	1	1	0	3	5	12	1	0
Totals	.272	139	4675	705	1272	277	43	127	642	412	957	165	67

PITCHER	W	L	ERA	G	GS	SV	IP	H	R	ER	HR	BB	SO
Ames, Steven	0	2	2.54	23	0	16	28.1	21	9	8	0	3	44
Christenson, Ryan	3	1	6.75	8	7	0	36.0	50	27	27	1	13	26
Contreras, Edwin	3	2	4.83	18	5	0	50.1	67	30	27	5	25	30
De La Rosa, Rubby	4	1	3.19	14	5	6	59.1	49	23	21	3	17	55
Gaudi, Nick	0	1	7.94	6	0	0	11.1	13	10	10	0	5	12
Lee, Ji-Mo	1	0	2.57	5	0	0	7.0	6	2	2	0	4	3
Magill, Matt	7	4	3.28	24	20	2	126.1	87	50	46	13	52	135
Miller, Justin	4	0	1.30	16	0	3	34.2	27	6	5	0	14	29
Paxson, J.B.	5	2	3.02	34	0	1	53.2	45	23	18	0	31	54
Pimentel, Elisaul	9	3	3.49	17	16	0	90.1	71	37	35	6	35	97
Roberts, Jordan	6	4	2.95	31	0	3	64.0	53	24	21	4	16	47
Savage, Will	6	2	2.80	13	13	0	83.2	85	36	26	3	14	58
Smith, Steve	4	5	2.69	42	0	6	73.2	60	26	22	5	19	66
Suiter, Andrew	4	2	3.91	30	0	1	53.0	39	26	23	3	46	76
Vasquez, Luis	3	2	2.68	37	0	20	40.1	24	12	12	2	26	39
Wall, Josh	9	7	4.24	26	26	0	153.0	144	80	72	11	68	151
Wallach, Brett	6	0	3.72	17	17	0	84.2	73	39	35	7	43	92
Webster, Allen	12	9	2.88	26	23	0	131.1	119	55	42	6	53	114
Wilborn, Greg	4	2	3.26	7	7	0	38.2	35	16	14	1	16	49
Totals	90	49	3.44	139	139	58	1219.2	1068	531	466	70	500	1177

FINAL STATISTICS - 2011 SEASON

BATTER	Avg.	G	AB	R	H	2B	3B	HR	RBI	BB	SO	SB	CS
Akins, Nick	.219	85	302	43	66	11	3	12	45	37	77	0	2
Becker, Joe	.244	13	45	2	11	0	0	0	5	6	9	0	0
Bosnik, Jesse	.232	100	336	31	78	20	0	8	42	21	79	2	4
Cilladi, Steve	.185	12	27	1	5	0	0	1	2	0	5	0	0
Collado, Keyter		1	0	0	0	0	0	0	0	0	0	0	0
Coyle, Bobby	.250	98	380	42	95	16	1	9	44	30	68	3	2
Dean, Blake	.237	96	350	32	83	16	1	7	44	37	47	1	0
Domecus, Steve	.276	60	210	28	58	11	2	5	23	12	37	2	2
Garcia, Jonathan	.228	130	464	58	106	28	2	19	63	34	133	2	1
Grider, Casio	.230	120	417	66	96	22	10	2	25	45	105	31	7
Henderson, Chris	.220	61	186	17	41	6	1	1	10	19	36	2	2
Hernandez, Bryant	.185	58	189	22	35	6	2	3	19	14	59	3	1
Iden, David	.211	31	95	14	20	4	0	0	10	10	20	1	0
Jacobs, Chris	.288	65	215	31	62	14	0	12	33	34	62	0	0
Landry, Leon	.250	125	500	59	125	21	11	4	41	37	67	28	12
Lara, Christian	.261	63	218	35	57	12	2	2	22	35	43	4	4
Mattingly, Preston	.229	16	48	8	11	2	0	3	8	1	17	1	0
Mirabal, Charlie	.250	33	108	6	27	4	0	0	7	9	20	1	0
Pederson, Joc	.160	16	50	4	8	0	0	0	1	7	9	2	0
Pena, Roman	.226	39	124	19	28	9	2	3	8	22	24	2	0
Pericht, Michael	.273	92	308	34	84	18	1	11	37	25	92	2	0

Totals	.240	139	4572	552	1096	220	38	102	489	435	1009	87	37
---------------	-------------	------------	-------------	------------	-------------	------------	-----------	------------	------------	------------	-------------	-----------	-----------

PITCHER	W	L	ERA	G	GS	SV	IP	H	R	ER	HR	BB	SO
Acosta, Ryan	2	2	2.85	18	0	2	41.0	38	16	13	2	13	25
Anton, Rick	1	1	4.00	8	4	0	27.0	31	17	12	0	3	17
Bawcom, Logan	4	1	2.78	31	0	14	45.1	33	18	14	2	16	56
Boothe, Robert	0	0	10.80	3	0	0	5.0	5	6	6	0	8	5
Budkevics, Pete	4	4	3.39	45	0	5	85.0	77	38	32	5	32	71
Burgos, Raul	2	4	4.16	36	0	3	67.0	57	39	31	3	41	42
Christenson, Ryan	7	8	5.05	26	21	0	119.1	146	76	67	6	32	98
Cone, Derek	1	4	5.68	8	4	1	25.1	26	16	16	3	19	20
Drowne, Michael	0	0	9.64	6	0	0	9.1	13	14	10	0	13	7
Gomez, Gustavo	0	2	11.12	5	3	0	11.1	13	14	14	1	9	16
Gould, Garrett	11	6	2.40	27	24	0	123.2	102	47	33	8	37	104
Housey, John	1	2	3.38	14	0	1	26.2	27	12	10	3	12	18
Iden, David	0	0	0.00	1	0	0	1.0	0	0	0	0	2	1
Lee, Zach	9	6	3.47	24	24	0	109.0	101	51	42	9	32	91
Matre, Steve	0	0	0.00	1	0	0	1.2	2	0	0	0	1	1
McGough, Scott	0	4	2.21	20	0	8	20.1	18	6	5	1	6	25
Montgomery, Bret	7	1	2.60	39	1	3	90.0	81	28	26	1	15	82
Patterson, Red	5	4	3.43	14	14	0	81.1	70	33	31	5	20	79
Pevsner, Andrew	1	1	4.25	29	0	0	42.1	43	21	20	4	30	34
Rodriguez, Juan	1	1	1.59	12	0	1	17.0	6	5	3	0	10	20
Sanchez, Angel	8	4	2.82	20	16	0	99.0	72	40	31	5	39	84
Sexton, Tim	3	6	4.18	14	14	0	84.0	86	47	39	7	20	74
Stickel, Brant	0	2	10.80	8	0	0	6.2	14	8	8	0	6	4
Tolleson, Shawn	1	0	0.00	14	0	10	15.0	8	1	0	0	4	33
Wilborn, Greg	4	4	3.74	14	14	0	65.0	60	33	27	4	44	90

Totals	72	67	3.62	139	139	48	1218.1	1129	586	490	69	464	1097
---------------	-----------	-----------	-------------	------------	------------	-----------	---------------	-------------	------------	------------	-----------	------------	-------------

FINAL STATISTICS - 2012 SEASON

BATTER	Avg.	G	AB	R	H	2B	3B	HR	RBI	BB	SO	SB	CS
Akins, Nick	.238	55	189	31	45	10	1	8	24	28	48	10	6
Arredondo, Jesus	.254	102	394	47	100	24	5	0	30	28	41	13	8
Baldwin, James	.209	123	440	62	92	18	8	7	40	45	177	53	8
Bosnik, Jesse	.239	106	372	47	89	17	2	8	44	26	67	21	4
Boudreaux, Justin	.144	31	104	13	15	3	2	0	8	12	32	4	2
Cuevas, Noel	.227	40	150	14	34	5	2	2	18	8	25	7	1
Dickson, O'Koyea	.272	106	386	63	105	27	1	17	48	46	65	11	6
Edge, Andrew	.421	7	19	1	8	1	1	0	2	3	8	1	0
Guerrero, Pedro	.225	90	293	38	66	15	3	10	42	16	91	7	1
Hunt, Jeffrey	.237	42	135	17	32	7	0	6	23	11	46	1	1
Maynard, Pratt	.252	81	282	34	71	18	0	3	34	30	48	6	2
Morales, Delvis	.160	38	106	12	17	1	1	0	8	14	26	3	2
Ogle, Tyler	.210	18	62	10	13	1	0	3	7	6	16	0	0
Pericht, Michael	.186	14	43	5	8	3	0	1	2	7	18	1	0
Schebler, Scott	.260	137	515	67	134	32	8	6	67	30	99	17	11
Shines, Devin	.219	30	105	12	23	4	0	3	12	8	27	2	2
Songco, Angelo	.175	34	120	15	21	5	0	6	20	14	26	0	0
Suarez, Gabriel	.333	7	21	4	7	0	0	0	2	4	2	2	0
Sweeney, Darnell	.291	51	199	34	58	8	4	5	23	24	41	17	4
Taylor, Kevin	.240	51	183	22	44	6	1	2	19	9	25	4	5
Vazquez, Jan	.267	40	131	11	35	5	0	1	9	8	35	1	0
Winker, Joseph	.225	114	426	57	96	31	2	11	64	36	110	8	2

Totals **.238** **140** **4676** **616** **1114** **241** **41** **99** **547** **413** **1073** **189** **65**

PITCHER	W	L	ERA	G	GS	SV	IP	H	R	ER	HR	BB	SO
Araujo, Victor	0	0	5.40	1	1	0	5.0	4	5	3	2	3	3
Brown, Geoff	1	1	5.14	3	0	0	7.0	12	6	4	0	3	4
Campbell, James	0	1	2.40	9	2	0	15.0	10	4	4	0	6	13
Carela, Daniel	2	1	2.57	7	0	1	7.0	4	2	2	0	5	9
Cash, Ralston	1	6	6.42	9	8	0	40.2	45	33	29	4	24	29
Coulombe, Daniel	0	1	3.72	20	0	1	19.1	15	8	8	0	17	29
Diaz, Amalio	1	0	3.27	5	0	0	11.0	14	4	4	1	5	5
Dominguez, Jose	4	3	5.25	33	5	4	72.0	77	51	42	4	47	78
Eadington, Eric	1	0	3.06	11	0	5	17.2	16	6	6	1	1	27
Garcia, Yimi	4	4	3.02	40	0	14	41.2	42	19	14	0	17	60
Gomez, Gustavo	8	8	5.63	24	24	0	110.1	122	77	69	8	55	77
Griggs, Scott	1	0	3.86	8	0	0	11.2	7	5	5	0	13	14
Hershiser, Jordan	0	0	3.60	3	0	0	5.0	5	2	2	0	3	2
Laney, Matt	2	2	4.34	15	6	0	45.2	41	25	22	2	28	38
Lima, Joel	2	0	4.52	28	3	0	77.2	79	43	39	13	22	52
Martin, Jarret	4	5	4.29	16	16	0	77.2	63	45	37	4	48	78
Martinez, Brandon	1	4	7.04	5	5	0	23.0	30	19	18	4	9	10
Mateo, Jackson	0	1	6.75	1	1	0	4.0	5	3	3	0	2	3
Noriega, Juan	3	2	2.78	38	0	1	68.0	59	24	21	3	23	49
O'Sullivan, Ryan	5	4	2.92	15	9	0	71.0	52	32	23	3	23	43
Ozoria, Arismendy	8	8	4.51	26	25	0	115.2	124	73	58	9	50	77
Rodriguez, Juan	3	0	7.45	21	0	2	29.0	21	26	24	4	31	32
Rodriguez, Paco	0	0	0.00	6	0	2	6.0	4	0	0	0	0	10
Sanchez, Raydel	3	8	4.64	27	14	0	95.0	93	58	49	17	33	61
Shelton, Matt	3	5	2.81	43	0	2	67.1	56	33	21	5	25	70
Stem, Craig	0	0	0.00	7	0	4	11.1	5	0	0	0	1	11
Sulbaran, Miguel	0	1	15.00	2	2	0	6.0	13	11	10	2	4	3
Thomas, Michael	4	2	1.24	37	0	5	51.0	35	11	7	1	27	63
von Schamann, Duke	4	4	3.22	12	12	0	67.0	59	29	24	3	13	42
West, Jason	0	0	2.22	14	0	1	24.1	16	9	6	0	16	12
Wilborn, Greg	2	2	4.54	7	7	0	37.2	30	20	19	5	25	37

Totals **67** **73** **4.16** **140** **140** **42** **1240.2** **1158** **683** **573** **95** **579** **1041**

FINAL STATISTICS - 2013 SEASON

BATTER	Avg.	G	AB	R	H	2B	3B	HR	RBI	BB	SO	SB	CS
Aguilar, Alexis	.250	13	44	5	11	3	0	0	5	1	7	2	0
Baldwin, James	.238	118	369	49	88	22	6	7	49	41	154	42	11
Capellan, Jose	.249	68	209	22	52	11	1	28	16	44	3	2	
Cowen, Austin	.077	5	13	0	1	0	0	0	0	0	5	0	0
Dixon, Brandon	.185	59	211	28	39	11	1	1	17	11	65	6	2
Franco, Bladimir	.000	3	7	2	0	0	0	0	0	0	1	0	0
Garvey, Robbie	.270	86	330	47	89	9	4	1	24	33	74	25	12
Gonzalez, Elevys	.206	11	34	1	7	1	1	0	4	6	11	1	0
Grider, Casio	.143	2	7	1	1	0	0	0	1	3	1	1	0
Hoenecke, Paul	.230	43	152	19	35	10	0	2	11	15	25	2	0
Holland, Malcolm	.207	84	251	37	52	4	1	0	23	45	67	27	16
Linares, Johnathan	.250	2	4	0	1	0	0	0	1	0	3	0	0
Miller, Aaron	.266	78	289	44	77	13	2	9	47	27	69	1	0
Ogle, Tyler	.252	130	437	60	110	24	0	12	57	96	76	6	7
Rathjen, Jeremy	.232	131	444	65	103	29	1	7	61	56	99	33	6
Ricardo, Dashenko	.202	26	84	8	17	4	0	0	7	3	24	0	1
Rivas, Webster	.262	20	61	7	16	2	0	0	5	4	6	0	1
Rodriguez, Leo	.256	89	308	33	79	9	0	0	20	31	52	5	2
Seager, Corey	.309	74	272	45	84	18	3	12	57	34	58	9	4
Shines, Devin	.211	37	133	10	28	8	0	2	16	12	35	2	1
Smith, Eric	.221	45	145	15	32	11	0	1	15	24	22	2	1
Stover, Pat	.173	35	110	12	19	6	0	2	10	4	43	0	1
Taylor, Kevin	.247	77	259	42	64	7	1	5	29	32	43	4	4
Trinkwon, Brandon	.168	26	95	9	16	3	1	2	12	3	8	5	0
Valdez, Jesus	.188	28	80	9	15	2	0	0	10	3	22	1	0
Valentin, Jesmuel	.212	33	99	12	21	6	1	0	5	16	28	4	3
Winker, Joe	.240	15	50	8	12	4	0	2	2	6	13	0	1

Totals **.238** **139** **4497** **590** **1069** **217** **23** **66** **516** **522** **1055** **181** **75**

PITCHER	W	L	ERA	G	GS	SV	IP	H	R	ER	HR	BB	SO
Anderson, Chris	3	0	1.96	12	12	0	46.0	32	15	10	0	24	50
Bare, Crayton	1	1	5.18	29	0	2	33.0	35	21	19	3	4	36
Bird, Zachary	2	5	5.10	19	11	0	60.0	56	38	34	5	45	50
Brown, Geoff	12	1	2.08	28	1	0	78.0	59	20	18	4	20	56
Campbell, James	0	3	12.46	4	0	0	4.1	12	11	6	0	3	2
Carela, Daniel	0	1	54.00	2	0	0	1.0	5	6	6	0	2	0
Cash, Ralston	4	3	3.19	16	8	0	53.2	40	30	19	4	33	56
Caughel, Lindsey	0	3	2.00	5	5	0	27.0	22	12	6	2	2	26
Cotton, Jharel	2	5	3.55	11	9	0	58.1	42	23	23	4	17	58
Downing, Gregg	0	1	9.00	4	0	1	5.0	6	8	5	0	7	2
Frias, Carlos	5	3	2.63	12	12	0	68.1	66	26	20	3	23	49
Garcia, Alan	1	1	5.63	12	0	1	16.0	17	11	10	2	10	21
Gonzalez, Sawil	2	3	6.30	16	0	0	20.0	27	16	14	0	11	27
Griggs, Scott	2	7	2.56	34	0	4	45.2	28	18	13	1	33	74
Hermesen, Jake	0	0	10.80	5	0	0	6.2	5	11	8	1	9	5
Hershiser, Jordan	0	1	0.00	1	0	0	2.0	2	1	0	0	1	4
Jones, Owen	3	4	2.13	42	0	7	50.2	43	13	12	2	13	68
Lima, Joel	0	0	5.87	6	0	0	7.2	10	5	5	2	1	4
Martinez, Brandon	2	4	4.73	15	12	0	72.1	87	43	38	4	27	43
Martinez, Jonathan	3	4	3.51	15	7	0	66.2	65	30	26	3	16	42
Meza, Luis	4	1	3.96	51	0	4	72.2	77	37	32	8	32	41
Ogle, Tyler	0	0	10.80	2	0	0	1.2	2	2	2	1	5	2
Ozoria, Arismendy	2	7	5.98	32	2	0	58.2	56	45	39	10	33	66
Rogers, Rob	2	0	3.86	11	0	0	23.1	26	11	10	1	5	19
Sanchez, Angel	2	7	4.88	14	14	0	72.0	80	50	39	6	28	70
Shelton, Matt	1	0	0.00	1	0	0	1.0	0	0	0	0	2	1
Stem, Craig	1	0	1.38	32	0	14	39.0	25	7	6	0	15	24
Sulbaran, Miguel	6	4	3.01	23	16	1	92.2	89	40	31	3	27	85
Taylor, Thomas	0	2	6.00	10	0	0	12.0	16	11	8	0	8	14
Urias, Julio	2	0	2.48	18	18	0	54.1	44	15	15	5	16	67
Windle, Tom	5	1	2.68	13	12	0	53.2	50	19	16	2	20	51

Totals **57** **82** **4.53** **139** **139** **35** **1198.2** **1249** **747** **603** **58** **624** **1051**

FINAL STATISTICS - 2014 SEASON

BATTER	Avg.	G	AB	R	H	2B	3B	HR	RBI	BB	SO	SB	CS
Ahart, Devan	.304	16	69	5	21	6	0	0	4	1	8	3	0
Capellan, Jose	.221	26	86	4	19	1	0	0	4	0	15	1	3
Chigbogu, Justin	.156	24	90	13	14	4	1	3	12	5	39	1	0
Cordero, Josmar	.244	103	389	41	95	18	1	11	41	20	86	10	5
Curletta, Joey	.277	133	516	60	143	30	1	7	68	41	111	15	9
Farmer, Kyle	.310	57	229	25	71	16	4	2	35	15	24	9	3
Hoenecke, Paul	.247	128	482	59	119	37	2	15	61	47	99	8	4
Holland, Malcolm	.206	112	374	47	77	7	5	0	21	62	103	42	11
Morales, Delvis	.149	23	67	5	10	0	0	0	3	11	21	1	2
Moyer, Dillon	.228	78	254	35	58	13	3	0	25	28	60	16	6
Navin, Spencer	.234	53	175	25	41	6	1	1	13	10	67	5	2
Oguisten, Faustino	.121	13	33	2	4	0	0	0	0	3	16	2	0
Rivas, Webster	.254	91	319	25	81	18	2	5	32	23	56	2	1
Rodriguez, Leo	.224	13	49	1	11	1	0	0	3	3	8	2	0
Santana, Alex	.241	111	390	43	94	20	0	3	33	36	140	13	5
Scavuzzo, Jacob	.209	108	402	46	84	18	4	5	35	32	126	17	4
Trinkwon, Brandon	.247	94	308	40	76	15	2	3	29	54	39	11	4
Valentin, Jesmuel	.280	108	407	73	114	22	9	7	47	38	72	24	7
Wampler, Tyler	.071	14	42	2	3	1	0	0	3	4	10	1	0
Totals	.242	139	4682	551	1135	233	35	62	469	433	1101	183	66

PITCHER	W	L	ERA	G	GS	SV	IP	H	R	ER	HR	BB	SO
Arano, Victor	4	7	4.08	22	15	3	86.0	88	42	39	11	20	83
Araujo, Victor	5	2	1.32	42	0	6	68.0	39	13	10	2	15	74
Barlow, Scott	6	7	4.50	23	21	1	106.0	113	64	53	11	35	104
Baune, James	1	0	5.30	6	0	1	18.2	27	11	11	4	3	14
Bird, Zack	6	17	4.25	26	24	0	118.2	118	65	56	9	55	110
Campbell, James	1	1	4.91	4	4	0	18.1	24	12	10	1	13	4
Campbell, Matt	0	1	2.00	26	0	4	36.0	28	8	8	2	10	45
Cash, Ralston	3	1	2.84	29	0	1	50.2	33	16	16	1	22	62
Chirinos, Luis	5	4	4.48	21	8	0	60.1	73	38	30	6	25	46
De Leon, Jose	2	0	1.19	4	4	0	22.2	14	4	3	1	2	42
De Paula, Luis	1	2	5.74	9	5	1	31.1	39	22	20	2	14	24
Harris, Greg	7	6	4.45	22	16	0	87.0	88	50	43	7	28	92
Hershiser, Jordan	2	2	2.28	30	4	0	59.1	43	19	15	6	23	62
Hooper, Kyle	1	0	3.07	27	0	1	41.0	32	14	14	3	18	54
Johnson, Michael	4	3	1.83	50	0	1	64.0	46	17	13	2	25	91
Martinez, Brandon	1	8	4.91	28	15	0	102.2	127	60	56	13	33	78
Martinez, Jonathan	7	5	3.47	19	19	0	106.1	110	43	41	8	19	91
McGeary, Jack	0	0	7.20	3	0	0	5.0	7	4	4	0	2	9
Pope, Mark	4	3	2.26	49	0	9	63.2	51	22	16	2	15	52
Rhame, Jacob	5	4	2.00	51	0	9	67.1	48	16	15	3	14	90
Richy, John	0	0	1.65	4	4	0	16.1	14	4	3	0	7	14
Trinkwon, Brandon	0	0	0.00	1	0	0	0.2	0	0	0	0	0	0
Vanegas, A.J.	1	0	0.00	5	0	1	8.1	3	0	0	0	0	7
Villa, Francisco	0	0	6.97	7	0	0	10.1	18	11	8	2	3	8
Totals	66	73	3.49	139	139	38	1248.2	1183	555	484	96	401	1256

FINAL STATISTICS - 2015 SEASON

BATTER	Avg.	G	AB	R	H	2B	3B	HR	RBI	BB	SO	SB	CS
Ahmed, Mike	.264	118	447	56	118	21	6	4	30	61	111	24	12
Allen, Jimmy	.272	103	386	43	105	20	1	4	43	21	75	7	1
Beaty, Matt	.297	62	246	37	73	7	2	4	25	21	28	2	1
Calhoun, Willie	.393	15	61	9	24	3	0	1	8	5	7	0	0
Celli, Federico	.230	58	213	23	49	9	3	2	19	11	71	1	2
Chigbogu, Justin	.209	94	354	33	74	24	0	13	51	33	136	1	2
Chubb, Austin	.000	1	2	0	0	0	0	0	0	1	1	0	0
Cordero, Josmar	.286	47	175	21	50	13	1	4	18	12	38	1	0
Dean, Nick	.225	39	129	11	29	6	0	0	9	14	27	5	3
De Jong, Scott	.182	9	33	0	6	1	0	0	0	1	11	0	0
Drake, Yadir	.310	7	29	3	9	1	0	0	3	4	3	1	0
Garlick, Kyle	.327	38	147	24	48	12	2	4	24	10	35	2	2
Gomez, Cristian	.200	24	90	7	18	3	1	0	5	3	22	1	0
Green, Gage	.154	4	13	2	2	1	0	0	0	2	4	1	0
Hennigan, Dan	.000	1	4	0	0	0	0	0	0	0	1	0	0
Kennedy, Garrett	.228	16	57	5	13	4	0	1	1	6	11	0	0
Landon, Logan	.278	15	54	9	15	1	0	2	5	5	10	4	0
Leon, Julian	.201	83	309	30	62	15	0	5	26	22	107	0	1
Misses, Spencer	.277	45	166	16	46	10	1	5	20	11	31	7	4
Navin, Spencer	.279	36	104	14	29	3	0	1	10	14	21	3	1
Ogustsen, Faustino	.233	27	90	10	21	2	1	0	9	9	23	6	1
Ramos, Kelvin	.241	73	245	29	59	10	0	1	23	13	56	10	3
Rivas, Webster	.333	3	12	1	4	1	0	1	4	0	1	0	0
Santana, Alex	.238	64	244	32	58	9	0	4	28	15	84	2	1
Scavuzzo, Jacob	.263	58	213	30	56	14	3	5	20	7	44	4	1
Scott, Ryan	.053	7	19	1	1	0	0	0	1	5	7	2	0
Sell, Nick	.211	24	95	12	20	2	0	2	11	9	23	1	1
Tarsovich, Jordan	.269	17	67	13	18	2	0	1	8	7	17	2	1
Vela, Ivan	.158	16	57	2	9	0	0	0	6	3	15	0	0
Verdugo, Alex	.295	101	421	50	124	23	2	5	42	17	53	13	5
Wampler, Tyler	.163	13	43	4	7	1	0	0	1	3	9	1	0
Whiting, Brant	.238	21	63	5	15	2	0	2	3	9	13	0	0
Wolfe, Brian	.328	32	125	9	41	5	2	1	24	3	19	1	0
Totals	.255	138	4713	541	1203	229	25	72	477	357	1114	102	42
PITCHER	W	L	ERA	G	GS	SV	IP	H	R	ER	HR	BB	SO
Allen, Jimmy	0	1	9	2	0	0	2	4	2	2	1	1	1
Anderson, Isaac	1	3	2.41	9	9	0	37.1	34	15	10	1	7	26
Barlow, Scott	0	1	5.79	1	1	0	4.2	8	8	3	2	1	1
Bergians, Tommy	1	3	3.6	9	9	0	40	43	16	16	2	11	37
Boyle, Michael	1	1	3	4	4	0	18	16	8	6	0	5	15
Brigham, Jeff	2	0	1.29	2	0	0	7	3	1	1	0	2	11
Broussard, Joe	3	2	2.41	15	2	3	33.2	25	10	9	0	4	38
Campbell, James	0	3	4.5	19	0	3	32	31	17	16	2	9	19
Campbell, Matt	1	1	2.7	22	0	1	36.2	28	12	11	1	16	35
Caughel, Lindsey	0	0	21	1	1	0	3	7	7	7	4	0	2
Cordero, Josmar	0	1	21.6	2	0	0	1.2	5	4	4	1	4	1
Cotton, Jharel	0	0	5.4	1	1	0	3.1	4	2	2	0	1	6
De Paula, Luis	1	2	2.67	10	5	1	33.2	32	12	10	0	17	29
Fernandez, Pablo	1	1	4.08	4	4	0	17.2	20	11	8	2	2	16
Fernandez, Roberth	1	1	6.75	6	2	0	14.2	18	11	11	2	8	7
Gonzalez, Victor	1	6	5.49	16	11	0	57.1	75	41	35	4	16	45
Gonzalez, Yeuris	1	2	7.5	11	0	1	24	29	22	20	1	11	11
Griggs, Scott	3	1	2.08	21	0	0	30.1	22	10	7	0	18	44
Guzman, Kevin	5	7	3.9	17	15	0	83	94	45	36	5	29	62
Hering, Colin	1	0	3	2	0	0	3	2	1	1	1	1	3
Holmes, Grant	6	4	3.14	24	24	0	103.1	86	46	36	6	54	117
Hooper, Kyle	3	0	1.69	17	0	5	26.2	17	5	5	1	6	34
Kowalczyk, Karch	4	1	2.53	22	0	6	32	32	10	9	0	12	19
Long, Nolan	0	0	4.32	2	1	0	8.1	10	5	4	1	0	7
Martinez, Brandon	1	1	4.67	6	6	0	27	25	14	14	1	8	20
Molina, Jose Alberto	4	2	3.23	37	0	2	61.1	54	23	22	2	29	65
Oaks, Trevor	5	5	2.56	18	16	0	102	84	36	29	3	14	58
Palmer, Cameron	5	1	3.68	18	0	0	36.2	26	17	15	3	30	40
Reid-Foley, David	2	2	2.61	33	0	0	69	63	26	20	3	21	56
Reyes, Bernardo	1	0	0	1	0	0	2	0	0	0	0	1	2
Rossmann, Bubby	3	1	2.26	29	0	4	51.2	41	22	13	1	26	54
Sborz, Joshua	0	1	2.84	2	2	0	6.1	5	4	2	2	2	9
Shelton, Matt	1	3	7.68	7	7	0	36.1	38	34	31	2	29	21
Sopko, Andrew	3	1	2.74	5	5	0	23	18	9	7	2	4	18
Stewart, Brock	2	2	2.84	7	7	0	38	38	13	12	4	6	38
Stripling, Ross	0	0	0	1	1	0	4	1	0	0	0	2	4
Sylvester, Derrick	1	6	5.72	14	5	1	39.1	43	32	25	1	20	37
Underwood, J.D.	4	3	2.63	37	0	5	75.1	62	23	22	4	15	71
Wolfe, Brian	0	0	20.25	1	0	0	1.1	3	3	3	1	1	1
Totals	68	69	3.55	138	138	32	1226.2	1146	577	484	66	443	1080

FINAL STATISTICS - 2016 SEASON

BATTER	Avg.	G	AB	R	H	2B	3B	HR	RBI	BB	SO	SB	CS
Ayon, Andres	.125	2	8	1	1	0	0	0	0	0	1	0	0
Berman, Steve	.190	20	58	7	11	1	0	0	4	10	16	0	0
Castillo, Deivy	.187	37	123	11	23	0	0	2	4	10	41	3	2
Celli, Federico	.091	6	22	0	2	0	0	0	1	2	13	0	0
Davis, Brendon	.241	109	398	51	96	18	2	5	49	29	118	8	3
Dean, Nick	.218	35	101	13	22	1	0	3	7	18	29	3	4
Estevez, Omar	.255	122	471	46	120	32	2	9	61	26	121	3	6
Fields, Daniel	.222	5	18	2	4	0	0	1	1	1	6	0	0
Gomez, Cristian	.168	62	190	19	32	10	1	2	20	11	60	4	2
Green, Gage	.210	100	315	33	66	7	1	7	24	32	88	11	9
Henson, Jake	.273	39	128	12	35	4	0	4	19	14	32	0	0
Hope, Garrett	.219	22	73	7	16	5	0	0	6	6	30	0	0
Isabel, Ibandel	.273	24	88	17	24	5	1	7	15	9	41	1	2
Jenco, Saige	.288	45	170	29	49	8	2	1	12	21	34	17	0
Jones, Matt	.219	89	283	42	62	11	2	9	38	51	112	2	3
Kennedy, Garrett	.255	16	47	11	12	3	0	2	4	11	12	1	0
Landon, Logan	.263	118	411	50	108	21	2	9	52	39	118	22	6
McKinstry, Zach	.261	41	142	18	37	5	2	0	14	15	29	6	1
Meza, Erick	.229	65	223	20	51	10	0	4	24	20	48	0	1
Paroubeck, Jordan	.200	17	60	8	12	2	1	1	3	5	33	1	0
Perez, Jimmy	.114	13	44	4	5	1	0	0	1	4	20	0	0
Perio, Noah	.288	20	80	7	23	3	0	1	9	4	10	3	1
Raley, Luke	.245	56	200	24	49	11	4	2	17	15	47	4	4
Rios, Edwin	.252	33	119	17	30	8	1	6	13	8	44	3	1
Sandoval, Ariel	.244	79	287	39	70	20	3	11	43	15	77	9	8
Smith, Will	.256	23	82	12	21	1	0	1	7	11	18	2	1
Tate, Donovan	.286	2	7	1	2	0	0	1	2	0	2	0	0
Toscano, Dian	.120	8	25	1	3	0	0	0	4	4	8	1	1
Tubbs, Darien	.234	59	222	27	52	12	0	2	19	22	43	14	3
Walker, Jared	.111	9	27	1	3	0	0	0	0	2	9	0	0
Whiting, Brant	.163	36	98	7	16	4	0	0	8	24	35	0	0
Totals	.234	140	4520	537	1057	203	24	90	481	439	1295	118	58

PITCHER	W	L	ERA	G	GS	SV	IP	H	R	ER	HR	BB	SO
Abdullah, Imani	4	4	3.61	16	16	0	72.1	70	36	29	10	12	59
Alvarez, Yadier	3	2	2.29	9	9	0	39.1	31	13	10	1	11	55
Anderson, Isaac	5	5	4.22	16	16	0	81	74	41	38	8	16	82
Bass, Brian	2	6	4.08	33	0	5	46.1	51	23	21	5	17	37
Boyle, Michael	7	6	2.81	19	18	0	99.1	94	39	31	3	31	78
Bray, Adam	2	0	3.2	15	0	2	25.1	27	11	9	2	4	29
Brown, Kevin	0	0	2.86	13	0	1	22	24	9	7	0	7	26
Buehler, Walker	0	0	0	2	1	0	3	0	0	0	0	3	3
Burgos, Alex	1	0	0	3	0	0	8.1	7	0	0	0	3	6
Crawford, Leonardo	4	1	2.2	6	5	0	28.2	22	7	7	3	9	24
Crescentini, Marcus	0	2	7.71	16	0	4	16.1	21	15	14	3	11	22
De Paula, Luis	2	0	1.15	8	0	1	15.2	12	4	2	0	7	12
Ferguson, Caleb	1	4	2.68	10	10	0	50.1	49	17	15	3	3	41
German, Angel	1	2	7.45	20	0	2	19.1	18	18	16	3	13	17
Gonsolin, Tony	0	2	5.27	9	0	2	13.2	17	9	8	0	3	10
Gonzalez, Victor	3	6	3.61	22	19	0	94.2	79	49	38	7	44	104
Harrison, Garrett	2	3	4.75	16	1	0	36	47	22	19	2	11	16
Helsabeck, Wes	3	0	1.62	14	3	0	39	19	9	7	1	8	45
Hermeling, Alexander	2	4	3.83	29	1	5	54	47	26	23	1	22	58
Hope, Garrett	0	0	0	1	0	0	1	0	0	0	0	0	0
Istler, Andrew	0	0	0.96	11	0	1	18.2	11	3	2	0	2	21
Kowalczyk, Karch	1	0	4.5	2	0	0	2	1	1	1	0	1	2
Kremer, Dean	2	0	0.59	6	0	0	15.1	4	1	1	0	4	22
Long, Nolan	4	8	5.32	17	13	0	64.1	58	44	38	5	35	62
McDonnell, Rob	0	0	16.87	2	0	0	2.2	6	5	5	1	2	4
Perez, Jimmy	0	0	9	1	0	0	1	0	2	1	0	4	1
Pfeifer, Philip	1	0	0	3	0	0	6	2	1	0	0	1	9
Pittore, Gavin	2	1	1.94	28	0	4	55.2	38	12	12	1	17	54
Powell, Chris	3	3	3.44	16	2	0	34	27	14	13	2	9	31
Reyes, Bernardo	0	0	0	1	0	0	1	0	0	0	0	0	1
Santana, Dennis	5	9	3.07	25	14	0	111.1	84	51	38	2	56	124
Santos, Jose	1	0	0	4	0	0	8.1	3	0	0	0	5	11
Sheffield, Jordan	0	1	4.09	7	7	0	11	11	5	5	2	6	13
Sopko, Andrew	0	0	0	1	1	0	4.2	4	0	0	0	0	8
Soto, William	0	1	7.2	1	0	0	5	7	4	4	0	0	0
Spitzbarth, Shea	0	1	1.91	17	0	6	28.1	22	6	6	2	7	43
Vieitez, Ivan	4	4	3.86	28	0	3	56	54	28	24	3	12	43
White, Mitchell	0	0	0	8	4	0	16	3	1	0	0	6	20
Totals	65	75	3.3	140	140	36	1207	1044	526	443	70	402	1193

FINAL STATISTICS - 2017 SEASON

BATTER	Avg.	G	AB	R	H	2B	3B	HR	RBI	BB	SO	SB	CS
Tyler Adkison	.208	15	48	8	10	6	0	0	7	11	21	3	0
Shakir Albert	.231	4	13	2	3	2	0	0	2	2	5	2	0
Steve Berman	.224	65	219	13	49	12	0	0	23	15	35	1	0
Brock Carpenter	.261	7	23	2	6	0	0	1	3	3	9	1	0
Oneil Cruz	.240	89	342	51	82	9	1	8	36	28	110	8	7
Brendon Davis	.245	86	310	39	76	19	3	8	35	47	107	3	7
Gage Green	.213	28	94	12	20	8	0	0	14	6	18	0	0
Mitchell Hansen	.198	74	263	32	52	9	3	5	25	32	75	11	3
Starling Heredia	.212	26	99	14	21	6	1	1	8	10	38	5	1
Garrett Hope	.250	1	4	0	1	1	0	0	1	0	0	0	0
Saige Jenco	.242	90	293	53	71	16	6	4	28	47	75	12	8
Jeren Kendall	.221	35	140	21	31	5	7	2	18	13	42	5	8
Gavin Lux	.244	111	434	68	106	14	8	7	39	56	88	27	10
Zach McKinstry	.308	17	52	10	16	7	0	1	3	17	10	2	1
Eric Meza	.233	30	103	3	24	5	0	1	13	7	19	0	0
Brandon Montgomery	.296	8	27	3	8	2	0	0	6	3	7	1	0
Brayan Morales	.185	10	27	2	5	1	0	0	0	6	6	2	0
Luis Paz	.196	39	143	16	28	4	1	3	17	10	41	0	1
Moises Perez	.212	41	137	14	29	8	1	0	12	8	36	6	1
Gersel Pitre	.247	27	85	12	21	5	0	0	5	7	20	0	1
Zach Reks	.309	17	55	4	17	2	0	0	3	7	13	1	4
Carlos Rincon	.198	87	334	41	66	13	1	18	48	32	143	6	1
Errol Robinson	.247	22	77	13	19	5	1	3	13	6	21	6	1
Ramon Rodriguez	.000	1	3	0	0	0	0	0	0	0	2	0	0
Keibret Ruiz	.317	63	227	34	72	16	1	2	24	18	30	0	0
Cristian Santana	.322	44	174	18	56	9	0	5	25	5	42	0	1
Cody Thomas	.222	121	460	59	102	18	4	20	65	43	150	6	7
Darien Tubbs	.137	16	51	6	7	1	0	0	5	7	12	2	1
Jared Walker	.254	41	134	18	34	10	1	10	30	11	51	3	2
Connor Wong	.278	27	97	19	27	6	0	5	18	7	26	1	1
Nick Yarnall	.217	37	120	20	26	7	1	4	15	22	41	0	0
Totals	.236	139	4589	607	1085	226	40	108	541	486	1294	114	66

PITCHER	W	L	ERA	G	GS	SV	IP	H	R	ER	HR	BB	SO
Imani Abdullah	0	2	5.11	6	6	0	12.1	12	8	7	1	7	13
A.J. Alexy	2	6	3.67	19	19	0	73.2	46	32	30	3	37	86
Steve Berman	0	1	20.25	1	0	0	1.1	2	3	3	0	3	1
James Carter	0	0	2.40	10	0	0	15.0	16	6	4	2	4	18
Leo Crawford	7	10	4.60	25	24	0	135.0	134	80	69	12	47	97
Logan Crouse	0	0	3.00	1	0	0	3.0	3	1	1	0	0	7
Parker Curry	1	1	1.88	5	1	1	14.1	8	5	3	2	3	17
Luis De Paula	0	2	24.75	3	0	0	4.0	9	11	11	1	4	5
Patrick Duester	2	0	4.71	15	0	1	21.0	19	11	11	3	7	20
Carlos Felix	1	1	3.86	3	2	0	14.0	19	9	6	1	3	14
Austin French	1	1	6.00	5	0	0	9.0	11	7	6	0	8	9
Angel German	1	0	1.91	21	0	7	33.0	22	9	7	0	14	37
Tony Gonsolin	0	1	3.38	3	0	1	8.0	8	3	3	2	0	12
Kyle Grana	0	0	3.86	2	0	0	2.1	1	1	1	0	1	2
Garrett Harrison	0	0	21.60	1	0	0	1.2	3	5	4	1	2	1
Dan Jagiello	2	0	4.26	12	0	3	19.0	13	9	9	1	9	21
Melvin Jimenez	2	1	2.57	9	4	1	28.0	19	8	8	1	12	36
Marshall Kasowski	1	1	6.00	5	3	0	6.0	10	6	4	1	9	6
Nolan Long	3	1	2.70	20	0	4	33.1	24	13	10	2	17	51
Chris Mathewson	5	4	3.11	21	12	0	101.1	95	44	35	7	37	102
Dustin May	9	6	3.88	23	23	0	123.0	121	60	53	8	26	113
Wills Montgomerie	0	0	4.91	3	0	0	3.2	5	3	2	0	3	3
Brandon Montgomery	0	0	0.00	1	0	0	1.0	0	0	0	0	0	2
Ryan Moseley	0	2	5.25	18	0	2	36.0	34	26	21	1	22	37
Jeremiah Muhammad	2	1	3.45	15	0	0	31.1	18	13	12	1	25	48
Colby Nealy	0	1	6.43	4	0	1	7.0	8	5	5	2	2	2
Lenix Osuna	0	1	9.00	5	1	0	11.0	14	13	11	0	6	10
Riley Ottesen	0	2	4.30	5	5	0	14.2	10	9	7	0	12	17
Luis Paz	0	0	0.00	2	0	0	1.2	1	0	0	0	0	1
Gavin Pittore	0	0	2.45	2	0	0	3.2	4	1	1	0	1	3
Evy Ruibal	1	2	4.61	9	0	0	13.2	13	9	7	1	12	17
Vinny Santarsiero	3	1	3.33	24	0	0	51.1	51	24	19	3	20	26
Jose Santos	0	2	12.27	3	0	0	3.2	6	5	5	0	4	2
Sven Schueller	3	2	1.49	23	0	3	48.1	39	18	8	0	18	30
Andre Scrubb	6	2	1.74	31	1	2	51.2	33	14	10	2	33	55
Gregorio Sequera	0	0	6.75	5	0	0	8.0	10	10	6	0	9	6
Jordan Sheffield	3	7	4.03	20	20	0	89.1	86	50	40	9	42	91
Devin Smeltzer	2	3	3.78	10	10	0	52.1	40	23	22	6	12	57
Willian Soto	5	1	3.48	10	2	0	33.2	46	16	13	3	10	30
Christian Stolo	3	2	4.31	22	1	1	39.2	45	21	19	4	14	39
Alfredo Tavarez	0	2	5.40	5	5	0	20.0	18	13	12	2	13	19
Miguel Urena	3	0	2.14	16	0	4	33.2	26	11	8	2	14	24
Kam Uter	0	0	27.00	1	0	0	1.1	2	4	4	1	5	2
Aneunys Zabala	1	1	10.24	5	0	0	9.2	14	13	11	1	8	13
Totals	65	75	3.3	140	140	36	1207	1044	526	443	70	402	1193

FINAL STATISTICS- 2018 SEASON

BATTER	Aug.	G	AB	R	H	2B	3B	HR	RBI	BB	SO	SB	CS
Amaya, Jacob	.265	27	98	13	26	1	0	1	5	20	18	3	3
Avans, Drew	.228	36	123	17	28	5	2	2	21	17	29	12	2
Carpenter, Brock	.244	50	176	19	43	11	4	4	17	19	61	2	1
Chiu, Marcus	.221	54	181	33	40	8	1	9	22	18	55	9	2
Cogen, Matt	.200	2	5	1	1	1	0	0	3	0	2	0	0
Cuadrado, Romer	.210	123	472	43	99	19	4	5	44	40	159	7	5
Feduccia, Hunter	.290	31	100	6	29	6	0	0	9	15	31	1	0
Hansen, Mitchell	.231	32	108	10	25	3	1	2	13	7	32	3	2
Heredia, Starling	.182	53	203	18	37	9	1	6	26	16	81	3	0
Heyer, Luke	.262	58	210	23	55	9	0	1	12	18	57	3	4
Hope, Garrett	.105	19	57	6	6	2	0	2	6	13	24	0	1
Liput, Deacon	.280	42	168	31	47	7	3	5	21	13	48	5	2
Mann, Devin	.241	63	224	26	54	13	1	2	30	34	50	7	4
McKinstry, Zach	.377	18	53	12	20	2	2	3	8	16	16	2	1
McLain, Josh	.303	52	195	26	59	11	1	1	18	7	39	7	7
Miller, Darrell	.310	15	58	6	18	3	1	2	8	4	9	0	0
Montgomery, Brandon	.251	92	347	44	87	11	4	9	40	17	87	11	4
Morales, Braylan	.273	86	326	47	89	15	6	3	23	22	105	46	15
Perez, Moises	.227	73	251	24	57	12	3	1	21	12	62	8	3
Peterson, Eric	.255	52	165	18	42	7	1	3	20	13	39	10	2
Pitre, Gersel	.282	56	188	20	53	10	0	0	16	4	37	4	0
Rincon, Carlos	.226	81	288	28	65	13	2	7	33	41	91	5	1
Rodriguez, Ramon	.209	33	110	7	23	4	0	1	13	8	17	0	0
Roller, Chris	.233	28	86	6	20	4	0	1	7	10	31	6	1

Totals **.244** **137** **4564** **534** **1115** **204** **42** **84** **488** **433** **1284** **159** **60**

PITCHER	W	L	ERA	G	GSSV	IP	H	R	ER	HR	BB	SO	
Alvino, Jasiel	2	0	4.56	17	0	6	25.2	20	15	13	3	11	23
Carpenter, Brock	1	0	0	2	0	0	3	2	0	0	0	0	1
Carrillo, Gerardo	2	1	1.65	9	9	0	49	35	10	9	3	15	37
Carter, James	2	1	5.06	12	0	0	21.1	21	13	12	1	7	18
Castro, Jeronimo	1	2	6.63	6	6	0	19	23	14	14	2	10	26
Caspedes, Yelson	0	1	12.6	5	0	0	5	5	11	7	1	6	3
Chacin, Jose	0	3	4.36	7	6	0	33	41	22	16	3	10	28
Crawford, Leo	0	5	4.02	14	9	0	47	52	26	21	2	6	33
Drury, Austin	3	1	0.51	10	0	1	17.2	8	1	1	0	5	18
Gambo, Max	3	4	4.22	17	11	0	53.1	53	37	25	2	25	51
Gonzalez, Victor	0	3	5.61	6	6	0	25.2	33	17	16	3	5	18
Hagenman, Justin	1	0	6.75	4	0	0	8	13	6	6	2	2	6
Hamilton, Austin	2	0	3.6	10	0	0	20	22	10	8	2	4	22
Hemmerich, Devin	5	5	2.73	31	0	2	56	46	25	17	3	27	34
Hernandez, Ricardo	0	1	4.5	1	0	0	2	2	2	1	0	2	3
Hope, Garrett	0	0	0	2	0	0	2.2	1	0	0	0	0	0
Hoyt, Justin	1	1	5.48	11	0	0	21.1	21	13	13	1	11	16
Inoa, Joel	1	2	5.34	7	5	0	30.1	30	19	18	5	14	21
Jackson, Andre	1	5	4.35	14	14	0	49.2	48	29	24	3	41	45
Jaggiello, Dan	2	2	2.6	32	0	3	52	32	17	15	0	32	60
Jimenez, Melvin	3	7	4.22	28	6	4	59.2	41	30	28	4	29	59
Kasowski, Marshall	0	1	2.57	15	1	0	28	13	11	8	1	18	49
Kolek, Stephen	2	0	0.66	14	0	2	27.1	16	2	2	0	6	27
Montgomery, Wills	0	1	1.45	7	4	0	31	16	9	5	1	21	36
Navarro, Orlando	0	0	0	1	0	0	2.2	0	0	0	0	1	1
Nunez, Darien	1	2	2.67	17	0	2	30.1	28	9	9	2	12	46
Ottesen, Riley	1	4	11.39	12	4	0	27.2	22	35	35	0	38	25
Pasen, Luis	1	0	8.68	6	0	0	9.1	12	9	9	1	10	11
Peterson, Eric	0	0	13.5	3	0	0	2	5	3	3	0	0	0
Pop, Zach	0	2	2.2	11	0	0	16.1	12	8	4	1	7	24
Rooney, John	0	0	2.4	6	6	0	15	12	4	4	0	7	14
Salow, Logan	1	0	5.06	3	0	0	5.1	5	3	3	1	2	8
Salow, Logan	3	0	3.27	7	0	0	11	6	5	4	1	4	16
Santarsiero, Vinny	0	0	0	1	0	0	2	1	0	0	0	0	3
Schuell, Sven	1	2	4.84	14	0	0	25	15	12	1	5	23	3
Scrub, Andre	3	2	5.1	19	0	2	30	33	21	17	3	16	34
Sequera, Gregorio	0	0	4.91	2	0	0	3.2	3	2	2	0	5	4
Strain, Connor	2	0	1.4	16	0	0	25.2	20	5	4	1	12	21
Tavarez, Alfredo	3	6	3.3	20	18	0	95.1	80	40	35	4	47	67
Uceta, Edwin	5	6	3.25	20	20	0	99.2	91	40	36	9	27	103
Vargas, Jesus	4	3	3.28	8	8	0	35.2	30	14	13	4	9	28
Warzek, Bryan	1	1	2.75	8	3	0	19.2	21	6	6	1	3	33
Washington, Mark	1	1	2.95	8	0	0	18.1	16	6	6	1	9	13
Willeman, Zach	2	0	2.16	3	1	0	8.1	10	3	2	0	1	10
Zabala, Aneuchs	2	2	4.66	24	0	1	37	31	20	20	2	25	30

Totals **60** **77** **3.72** **137** **137** **23** **1194.0** **1051** **582** **494** **73** **63** **1135**

FINAL STATISTICS- 2019 SEASON

BATTER	Avg.	G	AB	R	H	2B	3B	HR	RBI	BB	SO	SB	CS
Amaya, Jacob	.262	103	386	68	101	25	4	6	58	74	83	4	4
Avans, Drew	.194	11	36	5	7	1	0	1	3	6	7	4	1
Barbary, Chase	.000	1	3	0	0	0	0	0	0	0	1	0	0
Busch, Michael	.182	5	11	4	2	0	0	0	2	6	3	0	0
Camargo, Jair	.236	79	284	38	67	18	0	4	41	21	91	5	3
Cogen, Matt	.207	51	164	15	34	4	2	0	14	19	43	1	0
Cuadrado, Romer	.258	82	310	41	80	19	1	7	41	35	87	2	1
Feduccia, Hunter	.288	50	184	34	53	17	1	4	31	36	42	1	0
Heyer, Luke	.221	98	349	52	77	17	3	16	60	40	123	5	1
Hoesse, Kody	.264	22	91	15	24	3	1	2	16	8	14	0	0
Hope, Garrett	.000	2	7	0	0	0	0	0	1	0	5	0	0
Hulsizer, Niko	.268	58	209	46	56	17	1	15	49	37	75	4	1
Leonard, Eddys	.250	1	4	1	1	0	0	0	0	0	3	0	0
Lewis, Brandon	.167	12	48	9	8	2	0	1	5	4	15	0	0
McLain, Josh	.135	15	52	4	7	3	0	0	5	2	13	2	0
McWilliams, Sam	.198	22	81	6	16	5	0	1	7	7	26	1	0
Outman, James	.226	119	442	59	100	15	4	19	56	56	128	20	0
Paulson, Dillon	.223	82	300	52	67	17	1	12	50	56	88	10	0
Pitre, Gersel	.284	19	67	7	19	0	0	0	10	1	11	1	0
Robinson, Daniel	.240	94	321	37	77	13	4	2	40	50	68	6	3
Roller, Chris	.274	88	321	61	88	21	8	7	44	34	77	10	3
Todd, Tre	.100	10	30	3	3	1	0	1	3	7	11	2	0
Valera, Leonel	.241	122	449	78	108	15	4	5	42	49	137	27	6
Vargas, Miguel	.325	70	280	53	91	20	2	5	45	35	43	9	1
Yurchak, Justin	.292	38	144	24	42	11	1	5	15	14	30	0	1

Totals **.247** **1254** **4573** **712** **1128** **244** **37** **113** **638** **597** **1224** **104** **35**

PITCHER	W	L	ERA	G	GSSV	IP	H	R	ER	HR	BB	SO	
Alvino, Jasiel	3	3	4.96	35	2	3	49.0	53	33	27	4	25	50
Belge, Jeff	0	0	1.93	4	0	0	4.2	2	1	1	0	5	3
Bruihl, Justin	4	0	0.79	21	0	2	34.1	23	5	3	0	8	42
Castro, Jeronimo	2	3	4.41	8	8	0	34.2	36	17	17	2	16	42
Cespedes, Yelson	0	0	2.16	5	0	0	8.1	7	2	2	1	1	10
Chacin, Jose	11	8	4.68	26	12	1	127.0	147	72	66	9	26	95
Cuello, Edward	1	0	0.00	7	0	3	16.0	8	1	0	0	5	11
De Geus, Brett	4	2	2.35	19	0	4	30.2	17	11	8	0	6	36
Drury, Austin	1	1	2.39	15	0	2	26.1	26	8	7	2	8	32
Finley, Drew	2	0	4.91	7	0	0	11.0	11	7	6	0	14	11
Gray, Josiah	1	0	1.93	5	5	0	23.1	13	5	5	0	7	26
Hagenman, Justin	6	2	2.24	33	1	6	76.1	64	25	19	2	18	64
Heyer, Luke	1	0	9.00	2	0	0	3.0	7	4	3	0	3	3
Inoa, Joel	2	3	5.21	35	0	5	46.2	44	32	27	8	21	45
Jackson, Andre	4	1	2.23	10	10	0	48.1	29	13	12	1	19	50
Kolek, Stephen	7	8	5.00	27	25	0	131.1	143	87	73	7	48	109
Little, Jack	0	1	3.79	9	9	0	19.0	12	11	8	3	14	17
Malisheski, Kevin	0	1	5.40	5	3	1	20.0	16	12	12	0	12	19
Martinez, Jose	8	2	3.34	22	12	4	99.2	85	43	37	9	27	86
Ochsenbein, Aaron	1	1	1.35	13	0	2	20.0	12	4	3	0	5	28
Ortiz, Robinson	4	5	4.59	19	18	0	86.7	73	47	44	10	40	74
Pepiot, Ryan	0	0	2.45	9	9	0	18.1	13	6	5	0	9	21
Roller, Chris	0	0	0.00	1	0	0	0.0	0	1	1	0	4	0
Rooney, John	5	2	2.63	11	11	0	54.2	44	19	16	2	25	44
Tavarez, Alfredo	1	1	6.75	6	0	0	14.2	18	13	11	2	8	10
Washington, Mark	4	1	2.97	20	0	1	39.1	23	14	13	1	19	43
Willeman, Zach	4	7	5.38	21	6	2	80.1	87	56	48	8	48	55
Witt, Nathan	1	2	5.32	22	0	5	23.2	27	16	14	2	7	31
Zuniga, Guillermo	4	1	4.08	21	5	3	53.0	45	26	24	5	22	59

Totals **81** **55** **3.84** **438** **136** **44** **1,200.0** **1085** **591** **512** **78** **470** **1116**

FINAL STATISTICS- 2021 SEASON

BATTER	Avg.	G	AB	R	H	2B	3B	HR	RBI	BB	SO	SB	CS
Barbary, Chase	.000	3	8	0	0	0	0	0	1	6	0	0	0
Betancourt, Kenneth	.220	19	50	8	11	0	0	0	1	3	15	1	1
Ching, Zac	.240	89	308	42	74	13	3	13	52	24	129	9	4
Chirinos, Yhostin	.000	6	13	0	0	0	0	0	1	0	9	0	0
DeLuca, Jonny	.232	44	164	27	38	6	2	7	21	15	35	7	0
Heyer, Luke	.046	9	22	1	1	1	0	0	1	1	11	0	0
January, Ryan	.192	65	188	37	36	11	0	11	31	35	79	1	0
Leonard, Eddys	.299	41	164	30	49	10	2	8	24	17	42	3	1
Lewis, Brandon	.262	55	214	33	56	7	1	20	51	14	70	2	0
Liput, Deacon	.225	89	320	41	72	9	3	12	36	22	107	13	4
Lockhart, Lael	.000	9	1	0	0	0	0	0	0	0	1	0	0
McWilliams, Sam	.143	5	14	0	2	1	0	0	0	0	5	1	0
Outman, James	.250	65	248	50	62	12	8	9	30	45	88	21	2
Pages, Andy	.265	120	438	96	116	25	1	31	88	77	132	6	3
Shaps, Andrew	.172	40	64	6	11	3	1	1	14	5	24	5	0
Taylor, Carson	.278	79	291	52	81	16	1	9	54	45	63	1	0
Valera, Leonel	.224	95	362	51	81	15	7	16	58	34	148	16	4
Vargas, Miguel	.314	37	156	31	49	11	1	7	16	9	32	4	0
Vivas, Jorbit	.318	23	85	12	27	6	0	1	14	13	13	3	1
Vranesh, Joe	.229	86	297	45	68	17	3	9	37	36	121	17	3
Ward, Ryan	.278	109	439	91	122	21	3	27	84	47	118	8	6
Yurchak, Justin	.356	62	225	42	80	10	1	5	31	38	47	2	1
Zabala, Juan	.097	9	31	3	3	1	0	1	4	3	10	0	0

Totals	.253	120	4102	698	1039	195	37	187	648	484	1305	120	30
---------------	-------------	------------	-------------	------------	-------------	------------	-----------	------------	------------	------------	-------------	------------	-----------

PITCHER	W	L	ERA	G	GSSV	IP	H	R	ER	HR	BB	SO	
Acosta, Aldry	1	1	7.00	12	0	0	18.0	19	15	14	2	9	22
Alejo, Carlos	0	0	9.00	1	0	0	1.0	4	4	1	0	0	1
Beeter, Clayton	0	4	3.13	23	22	0	37.1	28	16	13	3	15	55
Belge, Jeff	2	2	5.61	31	0	5	43.1	39	33	27	4	34	63
Betancourt, Kenneth	0	0	0.00	1	0	0	1.0	0	0	0	0	0	0
Boyer, Logan	0	5	5.58	28	24	0	40.1	43	29	25	6	21	42
Cantleberry, Jacob	0	1	5.48	17	1	1	21.1	25	13	13	3	8	31
Choi, Hyun	0	3	4.17	9	9	0	41.0	38	19	19	4	11	31
Cooper, Morgan	0	1	6.43	9	0	0	14.0	8	10	10	2	12	12
Cuello, Edward	0	0	6.43	3	0	0	7.0	4	5	5	2	2	4
De La Paz, Franklin	2	2	2.66	13	0	0	20.1	17	8	6	0	7	27
Drury, Austin	3	1	3.00	11	0	0	24.0	21	9	8	3	9	22
Duran, Carlos	0	1	8.59	2	2	0	7.1	10	8	7	0	6	6
Fink, Braidyn	2	4	5.31	31	0	1	40.2	43	26	24	5	21	41
Gamboa, Alec	4	5	4.21	22	11	0	77.0	71	37	36	9	30	71
Gibbens, Cameron	3	0	1.33	15	0	2	20.1	9	3	3	1	10	35
Hernandez, Jose	1	2	3.60	10	2	0	15.0	10	6	6	2	9	20
Heyer, Luke	0	0	9.00	1	0	0	1.0	2	1	1	0	0	0
Hobbs, Michael	1	1	4.91	7	0	1	7.1	4	5	4	2	6	12
Jimenez, Melvin	2	2	4.35	30	0	3	39.1	33	24	19	7	18	46
Knack, Landon	5	0	2.50	10	5	0	39.2	31	11	11	2	5	55
Knowles, Antonio	0	0	4.50	2	0	0	2.0	2	1	1	0	1	5
Liput, Deacon	0	0	54.00	1	0	0	0.1	4	2	2	0	0	0
Little, Jack	3	1	6.75	24	0	2	30.2	35	25	23	5	11	31
Lockhart, Lael	2	1	3.55	9	0	0	12.2	10	5	5	1	7	23
Malisheski, Kevin	4	0	5.79	22	0	1	28.0	24	20	18	2	20	41
Martinez, Jose	5	1	4.19	15	8	0	62.1	76	37	29	2	14	47
Miller, Bobby	2	2	1.91	14	11	0	47.0	30	16	10	1	11	56
Mokma, Mike	5	4	4.14	27	0	1	45.2	42	26	21	6	13	47
Morillo, Juan	0	0	0.00	1	1	0	1.2	2	0	0	0	0	4
Ortiz, Robinson	2	1	0.77	4	2	0	11.2	6	1	1	0	13	12
Percival, Cole	5	3	3.34	26	2	1	72.2	55	29	27	6	41	68
Plunkett, Zack	0	2	4.24	24	0	1	34.0	31	21	16	6	18	43
Rodulfo, Jose	0	1	6.75	10	0	0	16.0	19	15	12	4	8	8
Shaps, Andrew	0	1	0.98	22	0	0	18.1	8	5	2	0	15	17
Sheehan, Emmet	0	0	16.20	1	1	0	1.2	0	3	3	0	3	4
Smith, Julian	0	0	4.80	9	0	0	15.0	14	8	8	0	6	12
Speer, Hunter	0	0	0.00	2	0	0	2.0	0	0	0	0	0	2
Stone, Gavin	1	0	3.86	5	5	0	21.0	18	9	9	2	5	37
Vargas, Jesus	8	5	4.40	24	14	0	102.1	102	58	50	18	14	88
Watson, Cyrillo	0	0	6.75	2	0	0	2.2	5	3	2	0	5	2
Widell, Ryley	0	0	8.71	6	0	0	10.1	8	10	10	0	11	10

Totals	63	57	4.24	120	120	19	1054.1	950	576	497	110	449	1153
---------------	-----------	-----------	-------------	------------	------------	-----------	---------------	------------	------------	------------	------------	------------	-------------

FINAL STATISTICS- 2022 SEASON

BATTER	Avg.	G	AB	R	H	2B	3B	HR	RBI	BB	SO	SB	CS
Alcantara, Ismael	.187	97	321	41	60	10	3	5	36	21	96	11	6
Cartaya, Diego	.251	62	231	43	58	13	0	13	41	40	75	1	0
Ching, Zac	.190	19	58	6	11	4	0	0	11	8	24	2	0
De Jesus, Alex	.282	50	195	27	55	11	2	4	26	28	65	0	1
De Jongh, Aldrich	.216	63	204	35	44	5	1	9	25	32	61	3	0
DeLuca, Jonny	.245	73	277	51	68	17	2	18	51	37	56	12	2
Diaz Yanel, Luis	.196	34	107	17	21	4	2	6	20	10	32	4	3
Garcia, Yunior	.152	10	33	2	5	0	0	0	1	0	12	0	0
Gauthier, Austin	.177	21	62	9	11	3	0	1	5	15	18	2	2
Hewitt, Max	.125	21	40	6	5	3	0	0	3	7	17	0	0
Janaury, Ryan	.206	41	126	22	26	7	0	5	21	31	57	0	0
Keith, Damon	.204	31	103	16	21	4	1	5	14	21	33	0	0
Lao, Sauryn	.169	18	59	7	10	2	0	1	4	7	17	0	0
Leonard, Eddys	.264	127	496	80	131	32	4	15	61	45	119	4	4
Martinez, Hector	.250	1	4	1	1	0	0	0	0	0	0	0	0
Mateo, Edwin	.214	60	192	18	41	10	0	2	14	16	47	3	2
Ramos, Jose	.240	95	362	63	87	19	3	19	74	39	133	2	0
Restituyo, Harold	.215	19	65	11	14	1	0	0	5	8	24	1	0
Rios, Kekai	.265	68	216	26	47	8	1	4	24	27	65	0	0
Valera, Leonel	.211	42	147	20	31	3	2	5	21	15	57	11	0
Vargas, Imanol	.268	116	381	65	102	20	1	18	63	80	145	5	0
Vivas, Jorbit	.269	128	479	73	129	19	7	10	66	63	58	2	1
Vranesh, Joe	.147	21	68	8	10	1	0	3	8	3	33	2	0
Zabala, Juan	.444	3	9	1	4	1	0	0	2	2	1	0	0

Totals	.234	131	4235	648	992	197	29	143	596	555	1245	65	22
---------------	-------------	------------	-------------	------------	------------	------------	-----------	------------	------------	------------	-------------	-----------	-----------

PITCHER	W	L	ERA	G	GS	SV	IP	H	R	ER	HR	BB	SO
Acosta, Aldry	1	2	0.74	20	1	0	24.1	18	6	2	0	11	16
Alejo, Carlos	1	0	16.20	10	0	0	6.2	8	14	12	2	11	7
Belge, Jeff	3	3	3.66	29	1	5	32.0	22	13	13	2	17	50
Cantleberry, Jake	3	1	4.32	24	0	3	33.1	23	18	16	5	24	39
Casparius, Ben	1	4	6.45	18	9	0	60.0	71	48	43	11	32	67
Choi, Hyun-il	0	1	6.00	1	1	0	3.0	4	3	2	0	0	4
De Los Santos, Carlos	0	0	0.00	1	0	0	0.2	0	0	0	0	0	2
De Paula, Reinaldo	0	1	6.75	4	0	0	5.1	4	5	4	0	5	5
Duensing, Cole	3	5	3.68	34	1	0	44.0	44	22	18	5	15	48
Duran, Carlos	1	3	4.25	14	13	0	48.2	43	25	23	6	24	68
Fisher, Braydon	4	4	4.75	36	0	1	47.1	33	29	25	3	37	64
Frasso, Nick	0	0	1.59	2	2	0	5.2	5	1	1	0	0	9
Harris, Ben	3	0	1.93	22	3	4	28.0	9	6	6	1	15	48
Gamboa, Alec	4	5	4.21	22	11	0	77.0	71	37	36	9	30	71
Gibbens, Cameron	3	0	1.33	15	0	2	20.1	9	3	3	1	10	35
Hernandez, Jose	1	2	2.14	15	0	0	21.0	17	11	5	1	7	22
Hewitt, Max	0	0	0.00	1	0	0	1.0	1	0	0	0	1	1
Hobbs, Michael	7	1	3.08	19	0	1	26.1	18	9	9	2	12	24
Hurt, Kyle	4	2	2.21	13	11	0	40.2	21	11	10	1	22	64
Knowles, Antonio	3	4	4.74	36	0	0	43.2	34	27	23	2	36	63
Kopp, Ronan	0	1	1.93	3	2	0	4.2	3	4	1	0	6	6
Leasure, Jordan	0	0	1.93	5	0	2	9.1	4	2	2	0	5	21
Lockhart, Lael	2	3	3.16	19	11	0	77.0	77	32	27	5	21	85
Malisheski, Kevin	1	0	4.09	15	1	0	22.0	9	10	10	1	19	28
Nastrini, Nick	5	3	3.86	21	21	0	86.1	61	38	37	12	39	127
Percival, Cole	3	2	3.77	26	6	1	57.1	55	31	24	5	27	60
Peto, Robbie	6	1	4.11	22	4	1	65.2	47	30	30	6	50	54
Ramirez, Adolfo	1	0	1.46	4	2	0	12.1	4	2	2	0	3	16
Ryan, River	1	1	1.93	5	3	0	14.0	9	7	3	2	8	22
Scoggins, Adam	1	1	6.11	21	0	0	17.2	18	15	12	1	21	19
Shaps, Andrew	0	1	10.12	3	0	0	2.2	3	5	3	0	6	7
Sheehan, Emmet	7	2	2.83	18	12	0	63.2	41	25	20	2	28	101
Smith, Julian	3	0	5.29	39	0	3	51.0	53	36	30	11	30	54
Speer, Hunter	0	0	0.00	2	0	0	2.0	0	0	0	0	0	2
Stone, Gavin	1	1	1.44	6	6	0	25.0	19	5	4	1	6	28
Suarez, Christian	0	0	0.00	1	0	0	1.0	0	0	0	0	0	1
Sublette, Ryan	7	1	2.98	41	1	8	54.1	41	21	18	4	33	87
Valdez, Joan	0	0	2.45	4	0	0	3.2	1	1	1	0	9	5
Williams, Kendall	3	5	4.15	23	20	0	93.1	89	52	43	12	48	76

Totals	76	55	3.81	131	131	37	1132.2	909	564	479	103	628	1398
---------------	-----------	-----------	-------------	------------	------------	-----------	---------------	------------	------------	------------	------------	------------	-------------

FINAL STATISTICS- 2023 SEASON

BATTER	Avg.	G	AB	R	H	2B	3B	HR	RBI	BB	SO	SB	CS
Alcantara, Ismael	.204	46	137	20	28	4	1	3	16	16	45	13	1
Alleyne, Chris	.199	103	357	47	71	15	4	7	38	33	103	24	8
Betancourt, Kenneth	.252	36	127	12	32	4	0	1	13	8	24	6	1
Biddison, Nick	.169	26	89	5	15	4	0	1	10	7	36	0	1
Diaz Yanel, Luis	.265	84	260	46	69	14	4	6	38	18	86	19	9
DeLuca, Jonny	.245	73	277	51	68	17	2	18	51	37	56	12	2
Dreyer, Jack	.000	1	3	0	0	0	0	0	0	0	1	0	0
Fernandez, Yeiner	.273	99	373	47	102	14	3	6	50	47	56	4	2
Freeland, Alex	.240	206	392	58	94	17	2	9	57	60	131	31	8
Garcia, Junior	.272	32	114	14	31	3	0	5	17	7	36	0	0
Gauthier, Austin	.365	40	148	39	54	10	1	6	25	36	30	4	0
Guerra, Luis	.182	11	33	3	6	0	0	0	2	4	6	0	0
Hewitt, Max	.212	35	104	13	22	7	0	0	10	19	40	1	1
Keith, Damon	.229	106	389	56	89	21	1	11	55	44	146	4	3
Lockwood-Powell, Griffin	.238	98	323	53	77	23	1	13	54	60	87	1	1
Newell, Chris	.222	42	158	24	35	9	1	7	22	24	58	8	5
Puerta, Jorge	.000	2	1	1	0	0	0	0	2	0	0	0	0
Rodriguez, Frank	.163	44	141	16	23	6	0	4	19	9	36	0	0
Rushing, Dalton	.228	89	290	55	66	18	1	15	53	72	93	1	0
Vogel, Jake	.236	113	369	49	87	22	1	3	39	35	109	28	2
Young, Taylor	.246	124	443	76	109	21	5	7	55	82	112	56	5

Totals	.234	131	4235	648	992	197	29	143	596	555	1245	65	22
---------------	-------------	------------	-------------	------------	------------	------------	-----------	------------	------------	------------	-------------	-----------	-----------

PITCHER	W	L	ERA	G	GS	SV	IP	H	R	ER	HR	BB	SO
Acosta, Aldry	2	1	1.65	20	0	2	27.1	15	7	5	1	7	17
Bruns, Maddux	0	7	4.74	20	20	0	76.0	56	45	40	7	54	93
Casparius, Ben	4	0	2.68	8	8	0	37.0	23	11	11	5	18	44
Castro, Yon	4	2	2.27	12	12	0	47.2	29	13	12	3	15	47
Choi, Hyun-il	4	5	3.75	16	13	0	60.0	63	30	25	6	12	46
De La Paz, Franklin	1	0	5.19	32	0	0	34.2	39	23	20	2	23	37
De Los Santos, Carlos	1	0	4.97	34	0	1	38.0	41	28	21	3	28	42
De Paula, Reinaldo	2	2	4.30	38	0	1	44.0	38	23	21	3	17	53
Dreyer, Jack	5	0	2.30	42	0	0	54.2	32	16	14	1	38	79
Fisher, Braydon	1	0	0.00	4	0	0	4.0	0	0	0	0	0	8
Heubeck, Peter	2	2	8.47	6	5	0	17.0	21	16	16	4	9	16
Hobbs, Michael	5	2	3.12	44	0	7	49.0	34	22	17	5	32	62
Karros, Jared	1	0	0.69	3	2	1	13.0	8	1	1	1	1	11
Knowles, Antonio	3	0	1.53	13	0	1	17.2	11	3	3	2	8	25
Kopp, Ronan	0	4	2.99	30	21	1	72.1	45	26	24	6	50	107
Lao, Sauryn	1	0	5.25	9	0	0	12.0	19	7	7	2	4	15
Morillo, Juan	0	2	5.14	29	1	4	28.0	27	17	16	5	19	38
Ortiz, Orlando	6	1	3.58	14	2	0	50.1	43	21	20	0	19	45
Peto, Robbie	5	1	5.24	14	1	0	44.2	46	28	26	5	18	40
Pilarski, Jake	0	0	0.71	12	0	9	12.2	7	2	1	0	6	20
Ramirez, Adolfo	3	4	5.98	16	5	0	43.2	42	33	29	6	30	39
Robles, Benony	4	2	3.86	33	1	12	32.2	19	14	14	3	19	53
Rosario, Jerming	7	5	4.70	19	9	0	67.0	65	35	35	6	33	82
Smith, Julian	2	0	3.86	6	0	0	7.0	3	3	3	0	3	9
Suarez, Christian	6	4	3.97	45	0	1	47.2	54	36	21	5	22	61
Tyranski, Mitchell	2	2	3.83	36	1	0	42.1	33	19	18	5	21	47
Wepf, Lucas	0	3	4.68	19	0	0	25.0	20	13	13	4	14	30
Williams, Kendall	1	2	1.99	7	7	0	31.2	20	9	7	2	10	27
Wroblewski, Justin	4	4	2.90	25	23	0	102.1	93	37	33	6	35	109
Young, Taylor	0	0	0.00	1	0	0	1.0	1	0	0	0	0	1

Totals	76	55	3.73	131	131	41	1140.1	947	538	473	98	565	1303
---------------	-----------	-----------	-------------	------------	------------	-----------	---------------	------------	------------	------------	-----------	------------	-------------

FINAL STATISTICS- 2024 SEASON

BATTER	Avg.	G	AB	R	H	2B	3B	HR	RBI	BB	SO	SB	CS
Alonso, Juan	.231	19	52	6	12	2	0	0	5	4	26	1	0
Biddison, Nick	.220	83	254	30	56	10	2	7	31	40	81	21	2
Campbell, Dylan	.251	115	435	64	109	21	1	10	53	50	110	42	7
De Paula, Josue	.254	52	177	32	45	6	0	4	21	50	38	13	3
Freeland, Alex	.346	23	81	18	28	10	2	2	21	27	16	5	0
Galiz, Jesus	.042	14	48	3	2	1	0	0	2	5	19	0	0
Garcia, Junior	.160	30	106	15	17	3	0	5	17	3	30	0	0
Fernandez, Yeiner	.273	99	373	47	102	14	3	6	50	47	56	4	2
Freeland, Alex	.240	206	392	58	94	17	2	9	57	60	131	31	8
Garcia, Junior	.272	32	114	14	31	3	0	5	17	7	36	0	0
Gelof, Jake	.186	85	296	38	55	16	0	8	41	39	72	17	4
Liranzo, Thayron	.220	74	264	35	58	15	0	7	30	49	82	1	0
McLain, Sean	.211	28	95	10	20	4	2	1	8	12	36	2	2
Miller, Noah	.251	101	395	60	99	14	0	6	38	49	66	5	1
Mongelli, Sam	.232	87	302	49	70	11	1	6	45	33	97	23	3
Nevin, Kyle	.236	119	457	56	108	15	5	8	55	54	163	18	6
Newell, Chris	.212	97	340	61	72	15	1	23	65	60	140	24	6
Quiroz, Nelson	.255	54	184	24	47	5	0	1	17	16	16	0	0
Rodriguez, Frank	.181	32	105	11	19	3	0	0	10	7	28	1	0
Rodriguez, Luis	.207	44	150	21	31	5	0	1	16	18	60	2	0
Thompson, Jordan	.218	60	197	27	43	13	0	5	28	19	61	10	4
Vogel, Jake	.177	89	271	32	48	5	2	3	24	38	94	18	5

Totals	.223	130	4209	592	939	174	16	97	527	573	1235	203	43
---------------	-------------	------------	-------------	------------	------------	------------	-----------	-----------	------------	------------	-------------	------------	-----------

PITCHER	W	L	ERA	G	GS	SV	IP	H	R	ER	HR	BB	SO
Alonso, Juan	0	0	20.25	2	0	0	1.1	3	3	3	1	3	0
Bautista, Kelvin	6	4	4.47	32	0	1	44.1	41	29	22	2	21	55
Biddison, Nick	0	0	0.00	1	0	0	0.1	2	0	0	0	0	1
Bruns, Maddux	0	1	2.22	10	10	0	28.1	20	10	7	0	20	37
Cabrera, Jeisson	2	0	2.86	20	1	0	28.1	15	12	9	2	19	33
Campos, Chris	3	2	3.15	12	5	0	45.2	36	16	16	6	10	50
Copen, Patrick	3	2	4.23	9	9	0	38.1	36	18	18	2	29	38
Crowell, Wyatt	0	1	3.54	6	6	0	20.1	18	8	8	1	9	24
Cruz, Nicolas	0	0	0.00	3	0	0	5.1	2	0	0	0	0	7
De La Paz, Franklin	1	1	6.59	26	0	0	28.2	23	24	21	2	25	37
Edwards, Jonathan	1	1	15.23	17	0	1	13	25	23	22	1	23	17
Ferris, Jackson	4	4	3.39	20	20	0	98.1	71	44	37	4	43	119
Henriquez, Edgardo	0	1	2.92	8	0	0	12.1	7	5	4	0	5	25
Heubeck, Peter	2	5	3.05	24	24	0	91.1	58	33	31	3	65	117
Hobbs, Carson	1	0	5.92	18	0	1	24.1	24	17	16	4	13	27
Ibarra, Joel	1	0	54.00	4	0	0	2.1	8	15	14	2	8	1
Jeffrey, Madison	1	0	5.58	26	0	0	30.2	23	22	19	0	32	39
Karros, Jared	5	0	1.59	7	7	0	34	21	6	6	1	7	36
Luna, Jesus	0	0	5.93	15	0	0	13.2	13	10	9	0	13	15
Martin, Payton	3	4	3.38	13	13	0	53.1	48	24	20	7	18	32
Martinez, Michael	3	5	2.01	36	0	1	40.1	26	14	9	1	24	46
McDaniels, Garrett	5	1	2.49	19	0	0	25.1	19	9	7	0	5	34
Meador, Jacob	3	4	5.44	22	15	1	89.1	91	56	54	11	50	83
Neeck, Brandon	4	3	2.85	38	0	2	60	34	20	19	4	23	67
Ramirez, Kelvin	3	8	4.78	44	1	12	52.2	49	32	28	6	26	61
Reinoso, Livan	7	4	3.98	41	0	1	54.1	38	31	24	3	37	47
Rodriguez, Jose	3	4	2.25	16	5	3	56	38	15	14	2	19	67
Romero, Christian	3	4	2.26	15	8	2	63.2	51	18	16	4	23	53
Rosario, Jerming	2	0	3.68	10	6	1	36.2	26	15	15	3	11	38
Reubeck, Christian	1	0	0.00	5	0	1	7	2	0	0	0	3	6
Suarez, Christian	1	0	0.68	9	0	1	13.1	4	1	1	0	11	17
Wepf, Lucas	1	2	1.84	22	0	8	29.1	12	8	6	3	10	44

Totals	69	61	3.74	130	130	39	1142.1	884	538	475	75	605	1263
---------------	-----------	-----------	-------------	------------	------------	-----------	---------------	------------	------------	------------	-----------	------------	-------------

FINAL STATISTICS- 2025 SEASON

BATTER	Avg.	G	AB	R	H	2B	3B	HR	RBI	BB	SO	SB	CS
Biddison, Nick	.067	5	15	2	1	0	0	0	1	4	6	0	0
Cueto, Gio	.167	8	24	3	4	0	0	0	0	3	5	0	0
Decker, Cameron	.149	44	148	15	22	6	0	5	23	22	54	3	1
De Paula, Josue	.263	98	342	65	90	16	1	12	44	81	86	32	8
Diaz, Angel	.000	2	6	0	0	0	0	0	0	2	1	0	0
Diaz, Wilman	.203	52	143	22	29	6	1	3	15	20	46	6	3
Gelof, Jake	.224	88	313	52	70	24	0	16	63	44	96	11	7
George, Kendall	.295	111	424	93	125	9	7	3	34	84	78	100	24
Guerrero, Eduardo	.143	6	21	1	3	0	1	0	3	1	4	0	0
Hainline, Elijah	.273	40	139	28	38	6	1	4	26	26	36	7	3
Hope, Zyhir	.264	121	439	67	116	27	3	13	75	78	139	26	6
Martinus, Mairoshendrick	.273	7	22	1	6	0	1	0	3	4	5	1	2
Munoz, Samuel	.183	20	60	5	11	1	0	1	5	10	14	4	0
Myers, Kole	.214	24	70	16	15	3	2	0	10	30	20	9	1
Nevin, Kyle	.270	17	63	8	17	4	1	3	17	11	13	1	11
Nicklaus, Jackson	.164	24	73	10	12	6	0	1	10	10	38	0	0
Quintero, Eduardo	.259	32	116	28	30	4	1	5	16	23	35	12	2
Quiroz, Nelson	.367	30	98	13	36	11	0	1	11	8	12	0	0
Rojas, Carlos	.215	65	209	17	45	6	0	2	31	20	31	0	0
Shelton, Easton	.214	4	14	3	3	1	0	1	1	1	4	0	0
Sirota, Mike	.316	35	117	22	37	8	1	6	30	33	34	4	4
Thompson, Jordan	.210	100	357	42	75	15	9	7	34	32	109	10	8
Vetrano, Joe	.223	104	364	47	81	18	4	8	50	46	111	21	5
Wagner, Logan	.216	122	440	82	95	23	2	15	76	78	140	18	3
Totals	.239	130	4143	661	990	201	27	109	594	688	1149	265	78
PITCHER	W	L	ERA	G	GS	SV	IP	H	R	ER	HR	BB	SO
Auger, Brooks	3	8	5.12	22	17	2	91.1	94	59	52	8	41	61
Brown, Ryan	0	1	12.79	7	0	0	6.1	9	9	9	1	10	13
Bruns, Maddux	2	3	5.47	13	13	0	49.1	46	38	30	2	37	53
Caba, Myles	1	2	2.49	17	0	0	21.2	18	10	6	0	3	24
Copen, Patrick	3	1	2.25	10	10	0	48.0	22	12	12	1	32	77
Crowell, Wyatt	3	6	3.23	19	15	0	78.0	46	30	28	6	57	93
Cruz, Nicolas	1	0	2.89	14	0	0	18.2	12	6	6	1	5	15
Day, Cam	5	6	4.17	33	4	6	73.1	64	38	34	3	38	80
Diaz, Wilman	0	0	0.00	2	0	0	2.0	2	0	0	0	1	1
Foeller, Aidan	0	1	8.68	4	2	0	9.1	8	10	9	0	15	12
Gonzalez, Joseilyn	5	2	2.80	40	1	1	45.0	32	16	14	1	38	38
Gonzalez, Jorge	0	0	6.98	19	0	1	19.1	19	15	15	0	25	21
Gutierrez, Roque	5	0	3.46	11	1	0	39.0	28	15	15	5	19	51
Hobbs, Carson	5	1	2.37	25	0	8	30.1	14	8	8	2	13	36
Ibarra, Joel	3	1	5.47	28	0	0	24.2	17	17	15	0	26	28
Linan, Sean Paul	1	1	2.65	10	7	1	37.1	27	15	11	3	14	39
Luna, Jesus	1	0	5.14	7	0	0	7.0	4	4	4	1	11	5
Makarewicz, Alex	2	3	4.35	32	0	1	31.0	18	19	15	0	41	48
Martin, Payton	6	4	5.08	18	16	0	67.1	66	39	38	10	25	65
Ortiz, Robinson	1	2	3.74	18	0	3	21.2	22	12	9	3	15	28
Patick, Sterling	0	0	3.86	2	2	0	7.0	8	3	3	0	2	8
Reinoso, Livan	1	0	3.38	9	0	0	13.1	9	8	5	0	9	14
Romero, Christian	4	3	5.03	16	6	0	62.2	60	36	35	6	21	49
Ruebeck, Christian	2	3	6.81	36	0	2	35.2	35	31	27	2	30	54
Ruen, Noah	1	0	9.88	14	0	0	13.2	15	17	15	3	19	14
Serwinowski, Adam	4	0	1.83	6	6	0	34.1	23	7	7	3	14	44
Shaw, Evan	2	2	2.22	39	0	2	52.2	30	16	13	0	26	49
Swan, Eriq	4	3	4.43	16	14	0	69.0	49	36	34	5	46	77
Tabeling, Logan	3	1	5.48	5	3	0	21.1	22	14	13	0	19	25
Yeann, Reynaldo	1	1	6.69	40	0	2	36.1	19	28	27	0	46	45
Zazueta, Christian	0	0	0.00	1	1	0	1.0	0	0	0	0	0	1

LOS ANGELES DODGERS



Los Angeles Dodgers

1000 Elysian Park Ave. - Los Angeles, California 90012

Phone: 323-224-1301|Fax: 323-224-1459

Website: www.dodgers.com

History

World Series Titles	9: 1955, 1959, 1963, 1965, 1981, 1988, 2020, 2024, 2025
Pennants	26: Last in 2025
Division Titles	23: Last in 2025
Playoff Appearances	41: Last in 2025

Dodger Stadium

Opened	April 10, 1962
Capacity	56,000
Dimensions	LF-330 CF-395 RF-330

Retired Numbers

1 Pee Wee Reese | 2 Tommy Lasorda | 4 Duke Snider | 14 Gil Hodges | 19 Jim Gilliam | 20 Don Sutton | 24 Walter Alston | 32 Sandy Koufax | 39 Roy Campanella | 42 Jackie Robinson | 53 Don Drysdale | Vin Scully | Jaime Jarrín

Years Active

1884: Brooklyn Atlantics
1885-1887: Brooklyn Grays
1888-1890, 1896-1898: Brooklyn Bridegrooms
1891-1895: Brooklyn Grooms
1899-1910, 1913: Brooklyn Superbas
1911-1912, 1932-1957: Brooklyn Dodgers
1914-1931: Brooklyn Robins
1958-Present: Los Angeles Dodgers

Affiliation

1884-1889: American Association
1890-Present: National League

DODGERS MINOR LEAGUE SYSTEM

TRIPLE-A: OKLAHOMA CITY COMETS

League..... Pacific Coast League
Ballpark..... Chickasaw Bricktown Ballpark
Manager Scott Hennessey
Media Contact..... Alex Freedman (314-852-9555)
Dodgers Affiliate Since..... 2015
2025 Record..... 84-66 (1st in PCL East)



DOUBLE-A: TULSA DRILLERS

League..... Texas League
Ballpark..... ONEOK Field
Manager Eric Wedge
Media Contact..... Brian Carroll (918-744-5998)
Dodgers Affiliate Since..... 2015
2025 Record..... 66-72 (5th in Texas League North)



HIGH-A: GREAT LAKES LOONS

League..... Midwest League
Ballpark..... Dow Diamond
Manager Jair Fernandez
Media Contact..... Brad Tunney (586-291-1409)
Dodgers Affiliate Since..... 2007
2025 Record..... 72-58 (3rd in MWL East)



SINGLE-A: ONTARIO TOWER BUZZERS

League..... California League
Ballpark..... The Stadium
Manager John Shoemaker
Media Contact..... -- (--)
Dodgers Affiliate Since..... 2026
2025 Record..... N/A



DODGERS PROSPECTS

MLB.com

As of April 3, 2026

1. Josue De Paula - OF
2. Zyhir Hope - OF
3. Eduardo Quintero - OF
4. Mike Sirota - OF
5. Emil Morales - SS
6. River Ryan - RHP
7. Jackson Ferris - LHP
8. Alex Freeland - SS
9. Charles Davalan - OF
10. Christian Zazueta - RHP
11. James Tibbs III - OF
12. Adam Serwinowski - LHP
13. Zach Root - LHP
14. Kendall George - OF
15. Ching-Hsien Ko - OF
16. Kellon Lindsey - SS
17. Chase Harlan - 3B
18. Zach Ehrhard - OF
19. Marlon Nieves - RHP
20. Ryan Ward - OF
21. Joendry Vargas - SS
22. Cam Leiter - RHP
23. Sterling Patick - LHP
24. Kyle Hurt - RHP
25. Payton Martin - RHP
26. Elijah Hainline - INF
27. Landyn Vidourek - OF
28. Brendan Tunink - OF
29. Noah Miller - SS
30. Patrick Copen - RHP



LOONS.COM