



**SOD
POODLES
BASEBALL
CLUB**

NEWS & NOTES

HODGETOWN

715 S. BUCHANAN ST

AMARILLO, TEXAS 79101

806-803-7762

TWITTER: @SODPOODLES

Sod Poodles Media Relations Department: Director, Cory Hilborne - CoryH@SodPoodles.com, 806-803-9614

Arkansas Travelers (70-59, 25-35)
RHP Blas Castano (1-1, 3.57 ERA)

VS.

Amarillo Sod Poodles (71-59, 37-24)
LHP Emailin Montilla (0-1, 7.00 ERA)

Saturday, September 9, 2023 • 7:05 PM CT • Dickey-Stephens Park • Radio: KVWE-102.9 FM • Game 130 • Road Game 67

UPCOMING GAMES

DAY	DATE	OPPONENT	PROBABLE PITCHERS	TIME (CT)	RADIO
Sun	Sept 10	@ ARK	TBA vs. RHP Yilber Diaz (1-0, 1.80 ERA)	1:35 PM	KVWE-102.9 FM
Tues	Sept 12	vs FRI	TBA vs. TBA	6:35 PM	KVWE-102.9 FM
Wed	Sept 13	vs FRI	TBA vs. TBA	6:35 PM	KVWE-102.9 FM

ARK SEASON RESULTS

Date	Site	Result
8/15	vs. ARK	W, 8-7
8/16	vs. ARK	W, 17-6
8/17	vs. ARK	L, 8-6
8/18	vs. ARK	W, 6-5
8/19	vs. ARK	L, 7-5
8/20	vs. ARK	W, 7-5
9/5	@ ARK	W, 2-1
9/6	@ ARK	L, 15-3
9/7	@ ARK	W, 1-0
9/8	@ ARK	W, 3-1
9/9	@ ARK	
9/10	@ ARK	

ARKANSAS SERIES CAPSULE

2023 at Home: 4-2
2023 on Road: 3-1
All-Time at Home: 10-8
All-Time on Road: 8-9
All-Time Totals: 18-17

STREAKS

Last 5 Games: 4-1
Last 10 Games: 7-3
Longest 2023 Winning Streak: 7
Longest 2023 Losing Streak: 4 (2x)
All-Time W/L: 268-254

LEAGUE STANDINGS

TEXAS LEAGUE 2ND HALF

North (W-L-PCT-GB)			
SPRINGFIELD	33-28	.541	-
WICHITA	33-28	.541	-
NW ARKANSAS	30-30	.500	2.5
ARKANSAS	25-35	.417	7.5
TULSA	22-39	.361	11.0

South (W-L-PCT-GB)			
AMARILLO	37-24	.607	-
MIDLAND	33-28	.541	4.0
CORPUS CHRISTI	32-29	.525	5.0
FRISCO	30-31	.492	7.0
SAN ANTONIO	29-32	.475	8.0

OVERALL

North (W-L-PCT-GB)			
*ARKANSAS	70-59	.543	-
SPRINGFIELD	67-63	.515	3.5
TULSA	63-67	.485	7.5
WICHITA	61-68	.473	9.0
NW ARKANSAS	59-70	.457	11.0

South (W-L-PCT-GB)			
AMARILLO	71-59	.546	-
*SAN ANTONIO	66-64	.508	5.0
CORPUS CHRISTI	65-65	.500	6.0
MIDLAND	65-65	.500	6.0
FRISCO	61-68	.473	9.5

*Clinched 1st half

TEAM LEADERS

AVERAGE: .266 - Roberts
HITS: 111 - Vukovich
2B: 22 - Roberts
TRIPLES: 8 - Roberts
HOME RUNS: 23 - Vukovich
RBI: 92 - Vukovich
OPS: .892 - Roberts
SB: 19 - Castillo
SO (P): 136 - Albright
SAVES: 7 - Montes De Oca
ERA: 3.71 - Grammes
WINS: 8 - Albright

ATTENDANCE

Last: 4,888
Total: 324,125
Average: 5,402
No. of Sellouts: 23

SUPER YU-MIN: D-backs' no. 4-rated prospect Yu-Min Lin tossed his third quality start for Amarillo and his first since beginning his Double-A tenure with consecutive quality starts on July 16th and 22nd against Frisco and Wichita respectively. The southpaw also earned the win on Friday night, improving to 4-2 over his first 10 starts in Amarillo threads. After surrendering just four hits to the Travelers - all singles - Lin has allowed just 46 hits over his 54.0 IP with just 14 of those hits going for extra bases.

23 JUMP STREET: With his sixth-inning two-run blast, A.J. Vukovich now sits at 23 home runs on the year, second most in the D-backs farm system in 2023. He is also fourth in the Texas League this year in the category. The D-backs' no. 10-rated prospect is now just one RBI shy of tying the Amarillo single-season RBI record currently held by Leandro Cedeño who had 93 for the Sod Poodles last season. Vukovich's 23 home runs are also just two shy of a tie for the second-most in a single season in team history. Stone Garrett had 25 for Amarillo during the 2021 season.

COUPLE BEERS: Seth Beer turned in a multi-hit effort along with A.J. Vukovich on Friday night, finishing the game 2-for-3 with a hit by pitch. Over his last 20 games, Beer is hitting .382 (29-for-76) with nine extra-base hits and 11 RBI. He has 11 multi-hit performances over his last 20 including three over his seven games in September. He has reached safely in each of his last 11 games, the longest streak on the team and tied for the eighth-longest in the Texas League currently.

WILL IT HOLD: Amarillo left-hander Will Mabrey collected his third hold of the season after working a hitless bottom of the seventh in the only inning he was asked to pitch on Friday night. In 15 appearances with Amarillo, Mabrey is 4-0 with a 3.42 ERA and now has three holds while also converting on both of his save opportunities. Eight of his 15 appearances have been scoreless while six have been hitless outings and five of those six all being at least 1.0 IP. Since arriving in Amarillo, the former sixth-round pick has yet to allow more than two earned runs in any appearance over his 23.2 IP with 13 outings with one or fewer runs allowed on his watch. In six road games, Mabrey is 2-0 with a 1.64 ERA over 11.0 IP. He has allowed just four hits with nine strikeouts and is holding opponents to a .111 BAA while on the road.

LET'S GET VIZZY: Raffi Vizcaino collected his third save with Amarillo after working the final two innings of game four on Friday night. The righty allowed just one hit, a leadoff double in the bottom of the eighth before retiring each of the next six he faced to preserve the two-run win for Amarillo. In 25 appearances with Amarillo in 2023, Vizcaino has worked 12 scoreless appearances and 18 with one or fewer runs coming against him. Over his last three games, he has pitched 5.0 IP and allowed just one run with five strikeouts, just two hits allowed, and issued one walk. Over 122 career relief appearances, Vizcaino has only had more than three saves in a season once before, when he had seven in 2019 with High-A San Jose and Double-A Richmond in the Giants organization. He has now converted on 15-of-19 save opportunities in his career.

FIVE OR LESS: Amarillo has now limited the Travs to five or fewer hits in three of the first four games of the year. All three wins for Amarillo this series have come when Amarillo has kept Arkansas under five hits. In the three wins, Amarillo has allowed 11 combined hits with the Travs having 14 in their lone win on Wednesday night. It was the 27th time this year Amarillo pitchers have held their opponent to five or fewer hits, and the third time this series alone. Amarillo held the Travs to just three hits on Tuesday and Thursday night, while allowing five on Friday.

SODDIES TO THE SHOW: On Thursday, the Arizona Diamondbacks selected the contract of top-ranked prospect Jordan Lawlar and he made his MLB debut against the Chicago Cubs at Wrigley Field, going 1-for-4 with an infield single and a highlight defensive play. In 89 games played with Amarillo this year, Lawlar hit .263 with 23 doubles, three triples, 15 home runs, and 48 RBI. After a promotion to Triple-A Reno, Lawlar hit .358 (24-for-67) with a triple, five home runs, and 19 RBI in 16 games. He recorded the first multi-home run game of his professional career in his final game with the Aces on Tuesday night. Lawlar is now the 46th former Sod Poodle to make his MLB Debut or be recalled to MLB roster, joining fellow former Sod Poodles' left-hander reliever Andrew Saalfrank who made his MLB debut earlier this week with Arizona against Colorado. **21 former Sod Poodles have made their way to Arizona since becoming an affiliate ahead of the 2021 season.**

SOD POODLES BREAKDOWN

At Home: 36-27
On the Road: 35-32
Day Games: 9-7
Night Games: 61-52
vs. RHP: 60-49
vs. LHP: 11-10
First Half: 34-35
Second Half: 37-24
April: 11-10
May: 10-16
June: 15-10
July: 15-9
August: 14-13
September: 6-1
Monday: 2-0
Tuesday: 9-11
Wednesday: 12-9
Thursday: 10-11
Friday: 8-13
Saturday: 17-6
Sunday: 13-9

Scoring First: 41-27
Opponent Scoring First: 30-32
Extra Innings: 2-5
Doubleheaders: 6-2
Commit An Error: 38-34
Commit No Errors: 33-25
Walk-Off Wins: 5
Walk-Off Losses: 5

vs. North 1st Half: 7-5
vs. South 1st Half: 27-30
vs. North 2nd Half: 23-11
vs. South 2nd Half: 14-13

Scoring 4+ Runs: 59-37
Opp. Scoring 4+ Runs: 33-57
Scoring 3 Or Fewer Runs: 12-22
Opp. Scoring 3 Or Fewer Runs: 38-22
Out-Hit Opponent/Tie: 59-23
Out-Hit By Opponent: 12-36
Lead After 6: 51-13
Trail After 6: 11-44
Tied After 6: 9-2
Lead After 7: 57-7
Trail After 7: 6-47
Tied After 7: 7-5
Lead After 8: 59-2
Trail After 8: 1-51
Tied After 8: 5-6

Series (W-L-T): 9-6-7

Game 1: 10-13
Game 2: 14-8
Game 3: 11-11
Game 4: 10-11
Game 5: 15-5
Game 6: 11-9
Series Sweeps: 1
Series Been Swept: 0



STARTING PITCHER



#45 EMAILIN MONTILLA - LHP

HEIGHT: 6'5"

WEIGHT: 270

B/T: L/L

AGE: 27 (10/2/1995 in Neiba, Dominican Republic)

8 G

0-1

10/7 K/BB

7.00 ERA

LAST WIN: 6/11/23 vs SJ (A-)

LONGEST 2023 OUTING: 2.0 IP (9x, Last: 7/26 @ TRI (A+))

LAST HOME RUN ALLOWED: 7/16/23 @ EVE (A+, Axel Sanchez, 6th inning, Solo)

CAREER VS. ARK: 3 G, 0-1, 4.91 ERA, HLD, 3.2 IP, 4 H, 4 R, 2 ER, 7 K, BB

Was signed by the Arizona Diamondbacks to a minor league contract on March, 20, 2023

Spent the 2019-2022 seasons playing internationally between in Japan, the Dominican Winter League, Italian League, and the Nicaraguan Winter League, going 15-13 with a 3.58 ERA in 73 games (18 starts).

Had his best season with Parmacima (Italian Serie A) in 2022 where he went 8-1 with a 1.68 ERA in 10 starts with 67 K and 9 BB.

In 15 games during his first minor league season has gone 1-0 with a 6.08 ERA between the ACL, Visalia, and Hillsboro.

Through his first eight games with Amarillo, has posted a 7.00 ERA over 9.0 IP with 10 K and seven walks...Has finished two games with a hold and 0/1 in SVO.

CAREER STATS

YEAR	TEAM	W-L	ERA	G	GS	CG	SHO	IP	H	R	ER	HR	HB	BB	SO	WP	GIDP	BAA
2023	ACL D-backs (RK)	0-0	0.00	1	0	0	0	2.0	0	0	0	0	0	0	5	1	0	.000
	Visalia (A-)	1-0	8.79	9	0	0	0	14.1	23	14	14	2	0	4	17	4	3	.383
	Hillsboro (A+)	0-0	2.45	5	0	0	0	7.1	4	2	2	2	0	1	10	0	0	.160
	Amarillo (AA)	0-1	7.00	8	0	0	0	9.0	13	12	7	0	0	7	10	2	1	.333
MINOR LEAGUE TOTALS		1-1	6.34	23	0	0	0	32.2	40	28	23	4	0	12	42	7	4	.305

2023 HIGHS (AA)

INNINGS: 1.2 (2x, Last: 8/5 vs CC)
HITS: 4 (8/5 vs CC)
RUNS: 4 (8/5 vs CC)
EARNED RUNS: 4 (8/5 vs CC)
STRIKEOUTS: 3 (9/5 @ ARK)
WALKS: 3 (8/5 vs CC)
HOME RUNS: --
CONSECUTIVE WINS: --
CONSECUTIVE LOSSES: 1 (8/17 vs ARK)
SHORTEST START: --
PITCHES THROWN: 47 (8/5 vs CC)

CAREER HIGHS

INNINGS: 2.0 IP (9x, Last: 7/26/23 @ TRI (A-))
HITS: 6 (6/20/23 @ IE (A-))
RUNS: 6 (6/20/23 @ IE (A-))
EARNED RUNS: 6 (6/20/23 @ IE (A-))
STRIKEOUTS: 5 (6/5/23 @ ACL ATH (RK))
WALKS: 3 (8/5/23 vs CC)
HOME RUNS: 2 (7/16/23 @ EVE (A+))
CONSECUTIVE WINS: 1 (6/11/23 vs SJ (A-))
CONSECUTIVE LOSSES: 1 (8/17/23 vs ARK)
SHORTEST START: --
PITCHES THROWN: 47 (8/5/23 vs CC)

2023 SPLITS (AA)

VS. RIGHT: .300/.353/.367, 9 H, 2 2B, 8 RBI, 9 K, 3 BB
VS. LEFT: .444/.615/.778, 4 H, 2B, 3B, 5 RBI, K, 4 BB
HOME: 4 G, 0-1, 12.60 ERA, 5.0 IP, 11 H, 9 R, 7 ER, 6 K, 6 BB
ROAD: 4 G, 0-0, 0.00 ERA, 4.0 IP, 2 H, 3 R, 4 K, BB
W/ RISP: .381/.462/.429, 8 H, 2B, 12 RBI, 5 K, 4 BB
DAY: 1 G, 0-0, 0.00 ERA, 0.1 IP
NIGHT: 7 G, 0-1, 7.27 ERA, 8.2 IP, 13 H, 12 R, 7 ER, 10 K, 7 BB
TEAM W/L IN STARTS: --

OPPOSING STARTER - RHP BLAS CASTANO (1-1, 3.57 ERA)

CAREER VS. AMA: 1 G, 0-0, 3.38 ERA, 2.2 IP, 4 H, R, ER, 6 K

BATTER-PITCHER MATCH-UPS (ACTIVE ROSTER, 2023)

SOD POODLES VS. BLAS CASTANO:

PLAYER	H	AB	AVG	XBH	HR	RBI	BB	SO
Chen, S	1	1	1.000	0	0	0	0	0
Tawa, T	2	2	1.000	0	0	1	0	0
Castillo, N	0	1	.000	0	0	0	0	1
D'Orazio, J	0	1	.000	0	0	0	0	1
De Los Santos, D	0	1	.000	0	0	0	0	1
Roberts, C	0	2	.000	0	0	0	0	1
Vukovich, A	0	2	.000	0	0	0	0	1

TRAVELERS VS. EMAILIN MONTILLA:

PLAYER	H	AB	AVG	XBH	HR	RBI	BB	SO
Packard, S	1	1	1.000	1	0	0	0	0
Polcovich, K	1	2	.500	1	0	1	0	1
Rivas, L	1	3	.333	0	0	1	0	2
Rodriguez, A	1	3	.333	0	0	2	0	0
Clase, J	0	2	.000	0	0	0	0	2
Anchia, J	0	1	.000	0	0	0	0	1
Morgan, J	0	2	.000	0	0	0	0	1
Perez Jr., R	0	0	.000	0	0	0	1	0
Warmoth, L	0	1	.000	0	0	0	0	0

2023 HIGHS: Hits - 4, Runs - 3, RBI - 4, HR - 3, 2B - 2, 3B - 0, BB - 2, K - 3, SB - 0

2023 SPLITS:




LAST GAME: 2-for-3, K ARK SERIES: 4-for-14, R, BB, 5 K MID SERIES: 10-for-19, 4 HR, 2 2B, 8 RBI, 9 R, 2 BB, HBP, 4 K	LAST HOME RUN: 9/2 vs MID off Cushing (Solo) LAST MULTI-HIT GAME: 9/8 @ ARK (2-for-3)	CURRENT HITTING: 2 SEASON LONG HITTING: 8 CURRENT ON-BASE: 11 SEASON-ON ON-BASE: 14
---	--	--

- 🏆 Player of the Month (July, 2019), Baseball America Minor League All-Star (2019) and Baseball America Double-A All-Star (2019).
- 🏆 Made his MLB debut on 9/10/2021 with the D-backs and spent parts of the 2021 and 2022 seasons in the league with 43 career games played.
- 🏆 Hit the seventh walk-off home run in team history on Aug. 5 against Corpus Christi...Completed a five-run comeback.
- 🏆 **Recorded the first three-HR game of his professional career on September 1 vs Midland....Amarillo's third-ever three-HR game.**
- 🏆 **Was named Texas League Player of the Week for Aug 29 - Sept. 3 after hitting 10-for-19 (4 HR, 2 2B, 8 RBI, 9 R, 2 BB, HBP, 4 K) vs MID.**

2023 HIGHS: Hits - 4, Runs - 3, RBI - 5, HR - 2, 2B - 2, 3B - 1, BB - 2, K - 4, SB - 1

2023 SPLITS:

LAST GAME: 0-for-4, K	LAST HOME RUN: 9/3 vs MID off Leal (3-Run)	CURRENT HITTING: 0
ARK SERIES: 5-for-13, 2B, 2 RBI, R, BB, HBP, 2 K	LAST MULTI-HIT GAME: 9/6 @ ARK (2-for-4)	SEASON LONG HITTING: 14
MID SERIES: 3-for-15, 2 HR, 4 RBI, 6 BB, 6 R, 8 K		CURRENT ON-BASE: 0
		SEASON-LONG ON-BASE: 15

 Had his first three-hit night in 2023 with a 3-for-4 performance against San Antonio...Had three-straight multi-hit games (6/11-14).
 Had a career-long hit streak of 14 games (6/4-28)...Surpassing his previous career-long of 13 games with Visalia (6/27-7/17/21).
 **Recorded a home run in three straight games for the first time in his professional career from July 15-18.** Had five separate consecutive HR games for Low-A Visalia during the 2021 season in which he set a single-season career-high with 21 home runs.
 Hit .317 (20-for-63) with five home runs, three doubles, 15 RBI, and 12 runs scored in 17 games during the month of July.
 **Was named Texas League Player of the Week for August 14-20 after hitting .478 (4 HR, 2 2B, 3B, 14 RBI, 9 R) against Arkansas.**

2023 HIGHS: Hits - 4, Runs - 2, RBI - 3, HR - 1, 2B - 2, 3B - 0, BB - 2, K - 4, SB - 1

2023 SPLITS:

04	.202	.300	.340	.238	.25	01	.11	0	1	.25	.20	.475	01	.211	.302	.290	.200	.202
LAST GAME: 1-for-4, 2 K						LAST HOME RUN: 4/13 vs. CC off Cobos						CURRENT HITTING: 1						
ARK SERIES: 3-for-11, 2 RBI, BB, 7 K						LAST MULTI-HIT GAME: 9/6 @ ARK (2-for-3)						SEASON LONG HITTING: 9						
MD SERIES: 6-for-12, 2 2B, 5 RBI, R, 3 K												CURRENT ON-BASE: 1						
												SEASON-ON-ON-BASE: 15						

🏆	2017 World Series Champion (HOU).
🏆	Made his MLB Debut on 9/18/2013 with the New York Mets and collected his first single that night off 3-time All-Star Matt Cain.
🏆	Set a career-high with 15 home runs including 14 in 81 games with Amarillo in 2022.
🏆	Named a Texas League Post-Season All-Star (2022) and the MiLB.com Organization All-Star (2022, ARI).
🏆	Recorded just the fourth four-hit game of his professional career on Sept. 3 vs Midland...Last four-hit game came on 8/22/15 with Triple-A Colorado Springs...Has played in 1,002 professional games (including postseason).

2023 HIGHS: Hits - 2, Runs - 1, RBI - 2, HR - 1, 2B --, 3B - 1, BB - 3, K - 3, SB --

2023 SPLITS:

LAST GAME: 1-for-4, R, K	LAST HOME RUN: 8/12 @ TUL off Ryan (2-Run)	CURRENT HITTING: 1
ARK SERIES: 1-for-4, R, K	LAST MULTI-HIT GAME: 8/17 vs. ARK (2-for-4)	SEASON LONG HITTING: 4
MID SERIES: 1-for-5, R, K		CURRENT ON-BASE: 1
		SEASON-LONG ON-BASE: 4

- 👤 Signed by the Arizona Diamondbacks as a minor-league free agent on July 2, 2019
- 👤 Made his professional debut during the 2021 season with Low-A Visalia...Recorded two hits and three RBI in his first game.
- 👤 Ended his first pro season hitting .198 in 83 games with six HR between Visalia and three games in the Arizona Complex League.
- 👤 Combined to hit .236 in 88 games between Visalia and High-A Hillsboro during the 2022 season...Hit 21 doubles between the two.
- 👤 Began the 2023 season with Hillsboro, hitting .207 in 59 games for the Hops.
- 👤 Was assigned to the ACL on July 13 and proceeded to hit .357 in nine games.
- 👤 Hit a home run in his Double-A debut for his first hit with Amarillo, going 1-for-2 with two walks on Aug. 3 vs Corpus Christi

2023 HIGHS: Hits - 2, Runs - 1, RBI - 1, HR --, 2B - 1, 3B --, BB - 1, K - 2, SB - 1

2023 SPLITS:

LAST GAME: 0-for-3, R	LAST HOME RUN: 8/15 vs ACL Rockies off Luciano (Solo)	CURRENT HITTING: 0
ARK SERIES: 1-for-10, 2B, RBI, BB, R, K	LAST MULTI-HIT GAME: 8/30 vs MID (2-for-5)	SEASON LONG HITTING: 4
MID SERIES: 5-for-20, 2 R, 5 K		CURRENT ON-BASE: 0
		SEASON-LONG ON-BASE: 4

- 👤 Signed by the Arizona Diamondbacks on June 22, 2017 as a minor league free agent.
- 👤 Has appeared in 110 games with Amarillo since 2021, hitting .268 (23 2B, 12 HR, 62 RBI, 25 BB).
- 👤 In 65 games with Triple-A Reno in 2022, hit .353 (21 2B, 3 3B, 3 HR, 29 RBI, 16 BB)...Led the D-backs system hitting .338 in 103 games.
- 👤 Was placed on the 60-day IL on March 31, 2023.
- 👤 Began a rehab assignment in the Arizona Complex League on August 5th...Hit .323 in 11 games (HR, 5 RBI, 5 BB).
- 👤 Last Double-A appearance with Amarillo was on May 21, 2022...Hit .311 in 38 games with Amarillo in 2022 (13 2B, 4 HR, 30 RBI, 9 BB).
- 👤 Won a PCL Championship with Reno in 2022.

#2 J.J. D'ORAZIO - C					2023 HIGHS: Hits - 3, Runs - 2, RBI - 3, HR - 1, 2B - 1, 3B - 1, BB - 1, K - 2, SB --													
HEIGHT: 6'1"			WEIGHT: 170		B/T: R/R			AGE: 21 (12/28/2001 in Maracay, VEN)					2023 SPLITS:					
G	AVG	OBP	SLG	AB	R	H	2B	3B	HR	RBI	BB	SB/ATT	SO	V. RHP	V. LHP	HOME	AWAY	RISP
32	.238	.252	.328	122	12	29	6	1	1	12	3	-/-	28	.226	.313	.250	.226	.211
LAST GAME: 0-for-4, 2 K					LAST HOME RUN: 8/27 @ SA off Blanchard (3-Run)									CURRENT HITTING: 0				
ARK SERIES: 0-for-12, 4 K					LAST MULTI-HIT GAME: 8/31 @ SA (2-for-3)									SEASON LONG HITTING: 8				
MID SERIES: 3-for-11, 2B, 4 K					CURRENT ON-BASE: 0													
SEASON-LONG ON-BASE: 8																		

- Traded to the Arizona Diamondbacks from the Toronto Blue Jays on Sept. 1, 2021 along with LHP Yaifer Perdomo as the PTBNL in the Joakim Soria trade.
- Currently ranked as the D-backs' no. 25 rated prospect (MLB Pipeline)
- Hit just two home runs during his first two professional seasons in the Blue Jays system (74 games)...Has hit 11 in 186 games with ARI.
- Has a hit in 19 of his first 31 Double-A games with 8 XBH...First 3-hit night with Amarillo on July 29 at Midland.
- Ranks in the top 10 in the D-backs farm system this year in: 2B (23, T-5th), hits (109, T-6th), and AVG (.285, 7th).
- Hit his first Double-A homer on August 27 on the road in San Antonio...Was a three-run shot in the top of the 9th inning.

#13 DEYVISON DE LOS SANTOS - INF															
2023 HIGHS: Hits - 4, Runs - 3, RBI - 3, HR - 1, 2B - 2, 3B - 1, BB - 2, K - 3, SB - 1															
HEIGHT: 6'1"				WEIGHT: 185		B/T: R/R		AGE: 20 (6/21/1993 in Santo Domingo, Dominican Republic)				2023 SPLITS:			
G	AVG	OBP	SLG	AB	R	H	2B	3B	HR	RBI	BB	SB/ATT	SO	V.RHP	V.LHP
107	.254	.298	.424	429	68	109	15	2	18	57	24	3/4	117	.257	.240
LAST GAME: 1-for-4, K						LAST HOME RUN: 9/3 vs MID off Emanuels (2-Run)						CURRENT HITTING: 1			
ARK SERIES: 2-for-17, R, 5 K						LAST MULTI-HIT GAME: 9/3 vs MID (4-for-5)						SEASON LONG HITTING: 12			
MID SERIES: 13-for-25, 3 HR, 3 2B, 3B, 6 RBI, 7 R, 5 K												CURRENT ON-BASE: 1			
												SEASON-LONG ON-BASE: 16			

- Is currently ranked as the D-backs' no.5-rated prospect
- Named the NWL Player of the Week (7/31/22), MiLB.com Organization All-Star (2022) and Single-A Postseason All-Star (Baseball America).
- Won the batting title in the California League in 2022, hitting .329 in 78 games played for Visalia despite a promotion to Hillsboro on July 22, 2022.
- Had a season-high 12-game hit streak (6/29 - 7/25) that included seven multi-hit games during the streak...Had a 14-game streak from 7/8-28/22
- Since returning to the active roster on July 14th (44 G), he is hitting .319 (58-for-182) with 11 home runs, 11 doubles, two triples, and 30 RBI.
- Has been named D-backs' MiLB Player of the Month three times: June (2022), July (2022), July (2023).

#26 CAMDEN DUZENACK - INF															
2023 HIGHS: Hits - 3, Runs - 3, RBI - 5, HR - 1, 2B - 2, 3B - 0, BB - 2, K - 3, SB - 1															
HEIGHT: 5'7"		WEIGHT: 170		B/T: R/R		AGE: 28 (3/8/1995 in Melissa, TX)						2023 SPLITS:			
G	AVG	OBP	SLG	AB	R	H	2B	3B	HR	RBI	BB	SB/ATT	SO	V.RHP	V.LHP
60	.327	.399	.518	226	38	74	16	0	9	44	21	4/9	46	.328	.326
LAST GAME: 1-for-3, RBI, BB, K						LAST HOME RUN: 9/3 vs MID off Cusick (Solo)						CURRENT HITTING: 6			
ARK SERIES: 5-for-18, RBI, BB, 3 K						LAST MULTI-HIT GAME: 9/6 @ ARK (2-for-5)						SEASON LONG HITTING: 12			
MID SERIES: 7-for-24, 2 HR, 4 RBI, 3 BB, 5 R, 7 K												CURRENT ON-BASE: 6			
												SEASON-LONG ON-BASE: 27			

- Duzenack is entering his 6th professional season, having spent time at every level of minor league ball from Rookie to Triple-A.
- In his debut season (2017), he belted 16 doubles, a triple, and three homers in 222 AB's with A (Short) Hillsboro, slugging .410 that year.
- He logged 318 Triple-A at-bats last season with Reno, slashing .261/.308/.465 while sending 13 balls over the wall accompanied by 20 two-baggers and three triples.
- Earned Amarillo's second walk-off win on 5/31/23 after hitting a two RBI single while the club was down by one run with two outs and the bases loaded.
- Had a 12-game hit streak from June 15-July 4, hitting .449 (22-for-49) with five doubles, three home runs, 14 RBI, and four walks during the stretch.
- Through his first 25 games at HODGETOWN in 2023, is hitting .344 with 10 XBH and 16 RBI...Has a hit in 19-of-25 games played at home.

#7 CALEB ROBERTS - OF																		
2023 HIGHS: Hits - 4, Runs - 3, RBI - 4, HR - 2, 2B - 2, 3B - 1, BB - 4, K - 4, SB - 1																		
HEIGHT: 6'1"		WEIGHT: 195		B/T: L/R		AGE: 23 (2/9/2000 in West Palm Beach, FL)						2023 SPLITS:						
G	AVG	OBP	SLG	AB	R	H	2B	3B	HR	RBI	BB	SB/ATT	SO	V.RHP	V.LHP	HOME	AWAY	RISP
90	.266	.374	.518	342	69	91	22	8	16	62	56	11/13	110	.271	.234	.331	.200	.276
LAST GAME: 0-for-4, BB, K						LAST HOME RUN: 9/1 vs MID, off Beers (3-Run)						CURRENT HITTING: 0						
ARK SERIES: 0-for-12, 2 BB, 4 K						LAST MULTI-HIT GAME: 9/2 vs MID (2-for-4)						SEASON LONG HITTING: 9						
MID SERIES: 8-for-23, 2 HR, 2 2B, 7 RBI, BB, 3 R, 5 K												CURRENT ON-BASE: 1						
												SEASON-LONG ON-BASE: 19						

- Had a season-high nine game hit streak, where he is hit .400 (16-for-40, 2 HR, 3 2B, 3B, 7 RBI, 3 BB, 8 R) from June 28-August 9
- Became the first Sod Poodle to ever homer in four straight games, doing so from June 30 - July 3...Has hit 13 home runs since June 25 (51 G) including his first career grand slam on July 3...It was Amarillo's second in 2023, and the 13th overall in franchise-history.
- Logged his second multi-HR game of the season on September 1 vs Midland...Set his single-season career-high for HR during the performance.
- Was named Texas League Player of the Week for June 26 - July 2 after hitting .438 (7-for-16) with 3 HR, 2 2B, 4 RBI, 3 BB, .550 OBP, 1.125 SLG vs Tulsa.
- Set a career-high with a four-hit game on August 1 vs. CC where he fell a home run shy of the cycle...His eight triples are 2nd in the league.

#10 TIM TAWA - OF						2023 HIGHS: Hits - 4, Runs - 3, RBI - 5, HR - 2, 2B - 2, 3B - 1, BB - 2, K - 4, SB - 1												
HEIGHT: 6'0"			WEIGHT: 196		B/T: R/R	AGE: 23 (4/7/1999 in West Linn, OR)					2023 SPLITS:							
G	AVG	OBP	SLG	AB	R	H	2B	3B	HR	RBI	BB	SB/ATT	SO	V. RHP	V. LHP	HOME	AWAY	RISP
110	.261	.343	.463	410	73	107	21	1	20	73	52	11/18	111	.265	.239	.299	.223	.289
LAST GAME: 0-for-3, R, BB						LAST HOME RUN: 8/20 vs ARK off Tyler (Solo)							CURRENT HITTING: 0					
ARK SERIES: 4-for-13, 2B, RBI, 5 BB, 2 R, 2 K						LAST MULTI-HIT GAME: 9/6 @ ARK (2-for-3)							SEASON LONG HITTING: 10					
MID SERIES: 8-for-20, 2 2B, 3 RBI, 4 R, BB, 4 K						CURRENT ON-BASE: 6												
SEASON-LONG ON-BASE: 13																		

- Recorded his first career multi-HR game on 6/29 vs TUL, going 2-for-4 with two HR and five RBI...His five RBI also tied his career-high (June 17, 2021)
- Hit his first career grand slam on July 9 on the road in Springfield...Included his second five RBI game in 2023 and third overall in his professional career.
- His 20 HR this year are 2nd on the team and he is one of just four players to record 20+ HR in a single-season in team history.
- Set a single-season career-high for RBI with 55 on the season after a 3-RBI night on Aug. 1 vs CC...Previous high was 53 during the 2022 season.
- Is one of just five players with more than one multi-HR game this season...Both games have come against TUL (6/12 vs TUL; 8/12 @ TUL).

TEAM BATTING

OVERALL

	AVG	G	AB	R	H	TB	2B	3B	HR	RBI	BB	SO	SB	CS	OBP	SLG	OPS
	.272	130	4444	788	1208	2061	240	32	183	730	482	1241	162	50	.351	.464	.815

MONTHLY

APRIL	.260	21	718	120	187	307	33	6	25	112	79	214	35	8	.336	.428	.764
MAY	.236	26	845	123	199	319	41	5	23	114	95	231	33	9	.318	.378	.696
JUNE	.296	25	883	170	261	443	52	8	38	158	95	232	32	10	.375	.502	.877
JULY	.283	24	788	166	223	419	53	7	43	152	94	222	31	11	.370	.532	.902
AUGUST	.277	27	960	167	266	449	50	5	41	153	99	273	26	10	.351	.468	.819
SEPTEMBER	.288	7	250	42	72	124	11	1	13	41	20	69	5	2	.350	.496	.846

HOME VS. ROAD

HOME	.306	63	2169	453	663	1205	127	17	127	430	202	603	84	18	.372	.556	.928
ROAD	.240	67	2275	335	545	856	113	15	56	300	280	638	78	32	.330	.376	.706

SITUATIONAL SPLITS

	AVG	G	AB	H	TB	2B	3B	HR	RBI	BB	SO	OBP	SLG	OPS
VS RIGHT	.274	130	3702	1013	1749	207	26	159	624	416	1038	.355	.472	.827
VS LEFT	.263	70	742	195	312	33	6	24	107	66	203	.328	.420	.748
W/ RISP	.273	130	1306	357	612	76	13	51	541	184	393	.364	.469	.833
TEAM IS AHEAD	.264	104	1800	475	799	111	12	63	295	198	496	.347	.444	.791
TEAM IS BEHIND	.284	97	1672	475	803	77	10	77	294	193	474	.365	.480	.845

HOME RUNS

MULTI-RBI GAMES

MULTI-HIT GAMES

PLAYER	SOLO	2R	3R	GS	TOTAL	2	3	4	5+	TOTAL	2	3	4	5+	TOTAL
Beer	9	3			12	11	1	1		13	20	4	2		26
Bliss	8	3	1		12	8	3			11	23	12			35
Carrion						1				1					
Castillo	8	4	4	1	17	5	4	2	1	12	13	5	1		19
Centeno	1				1	5	1			6	16	3	1		20
Chen	1	1			2	2				2	1				1
Cintron											1				1
D'Orazio			1		1		1			1	6	2			8
Dalesandro	1				1		1			1	6	2			8
De Los Santos	5	12	1		18	11	3			14	27	5	1		33
Del Castillo	6	4	2		12	5	3	2		10	16	1			17
Duzenack	6	1	1	1	9	7	3	1	1	12	17	6			23
English	4	1	1		6	3	1	1		5	5				5
Enriquez						3				3	4	1	1		6
Guzman		1			1	1	1			2	1	1			2
Lawlar	6	7	2		15	6	2	1		9	21	4			25
Melendez	7	3	2		12	3	3	3		9	8	3			11
Roberts	9	4	2	1	16	10	3	2		15	24	4	1		29
Tawa	11	6	2	1	20	11	4		2	17	25	5	1		31
Valdez		1			1		1			1		1			1
Vicuña	2		2		4		2			2	1	2	1		4
Vukovich	12	5	4	2	23	8	8	4	2	22	22	7			29
Watkins						1				1					
TOTALS:	96	56	25	6	182	101	45	17	6	169	256	68	9	0	333

HOME RUN VARIANTS

WALK-OFF HR (2): Beer (8/5 vs CC, 9th inning, solo); Vukovich (8/29 vs MID, Solo)

BACK-TO-BACK HR (6): English/Vukovich (4/16 vs CC, 7th inning); Roberts/Vukovich (6/3 (1) vs. SPR, 6th inning); Del Castillo/De Los Santos (6/13 vs SA, 7th inning); Beer/Roberts (7/1 vs TUL, 6th inning); Lawlar/Vukovich (7/3 (1) vs TUL, 1st inning); Roberts/Melendez (7/23 vs WCH, 1st inning);

MUTLI-HR GAMES (8): Melendez (2x, 7/18 vs WCH, 7/23 vs WCH); Roberts (2x, 7/15 vs FRI. 9/1 vs MID); Tawa (2x, 6/29 vs TUL, 8/12 @ TUL); Vukovich (6/10 @ MID); Castillo (8/16 vs ARK)

THREE-HR GAMES (2): Vukovich (7/3 (1) vs TUL); Beer (9/1 vs MID)

EXTRA-INNING HR (0):

GRAND SLAMS (6): Vukovich (2x, 6/4 vs. SPR, 5th inning; 8/2 vs CC, 4th inning); Roberts (7/3 (2) vs TUL, 5th inning); Tawa (7/9 @ SPR, 3rd inning); Duzenack (7/30 @ MID, 7th inning); Castillo (8/15 vs ARK, 5th inning)

INSIDE-THE-PARK HR (1): Lawlar (7/3 (1) vs TUL, 1st inning)

PINCH-HIT HR (0):

HR IN CONSECUTIVE GAMES (25): De Los Santos (4x, 7/18-19 vs WCH; 8/17-18 vs ARK; 8/22-23 @ SA; 9/2-3 vs MID); Vukovich (4x: 5/5-6 @CC; 6/1-6/3 G1 vs SPR; 6/17-18 vs SA; 7/21-22 vs WCH); Del Castillo (3x: 5/30-31 vs. SPR; 6/8-10 @ MID; 7/8 @ SPR); Bliss (2x: 5/5-6 @ CC; 6/10 @MID - 6/13 vs SA); Castillo (2x: 7/15-16 vs FRI; 8/15-16 vs ARK); Tawa (2x: 5/28 @ SA - 5/30 vs. SPR; 6/3/4 vs. SPR); Roberts (2x: 6/25 @ CC, 6/28 vs TUL; 6/30-7/1 vs TUL); Melendez (2x: 7/14-15 vs FRI; 8/12 @ TUL - 8/15 vs ARK); Lawlar (4/15 vs. CC - 4/18 @ NWA); English (4/23 @ NWA - 4/25 vs. FRI); Beer (9/1-2 vs MID); Duzenack (9/2-3 vs. MID)

HR IN THREE CONSECUTIVE GAMES: (3): Melendez (2x: 7/14-15 vs FRI, 7/18 vs WCH; 8/12 @ TUL - 8/15-16 vs ARK); Castillo (7/15-16 vs FRI, 7/18 vs WCH)

HR IN FOUR CONSECUTIVE GAMES (1): Roberts (6/30 - 7/3 vs TUL)

LEAD OFF HR (9): Bliss (6x: 4/27 vs. FRI; 5/10 vs. MID; 5/18 @ FRI; 6/10 @ MID; 6/13 vs SA; 6/22 @ CC); Tawa (6/4 vs. SPR); Duzenack (6/11 @ MID); Vicuña (8/5 vs CC)

STARTS BY BATTING ORDER (TEAM RECORD)										STARTS BY POSITION (TEAM RECORD)								
PLAYER	1	2	3	4	5	6	7	8	9	C	1B	2B	3B	SS	LF	CF	RF	DH
Beer			4-1	33-18	12-7	0-1					38-22							11-5
Bliss	32-36											26-29		5-5				2-2
Carrion									1-0						1-0			
Castillo					1-0	4-6	15-8	16-23	11-6		2-3				4-4	6-7	33-22	2-7
Centeno		1-2	2-1	0-2		7-0	9-8	14-8	4-6	23-15								14-12
Chen								1-0	6-2			6-2		1-0				
Cintron							2-0	2-2	3-3			2-3		5-2				
D'Orazio							4-2	8-7	6-5	14-9								4-5
Dalesandro	1-0						2-2	5-1	19-21	0-1					6-3	15-18	6-2	
De Los Santos				11-9	15-24	30-11	3-4				15-15		42-29					2-4
Del Castillo		1-0	0-2	4-4	16-8	4-10	6-8			17-24								14-8
Duzenack	20-10	3-1				0-2	2-5	4-4	6-1			8-6	4-6	11-8	7-2	3-1	2-0	
English			7-5	1-0	1-1		1-0	1-1			8-3				1-2			2-2
Enriquez	1-1	0-1	4-8	0-1	1-0	1-0	3-7	7-2	2-6							2-0	15-24	2-2
Guzman							2-3		2-2						3-4		1-1	
Lawlar	5-1	42-41												44-40				2-2
Melendez			1-0	13-13	6-5						5-5		11-13					4-0
Roberts	6-2	12-6	13-15	1-2	2-4	3-5	12-5	0-1		17-10	2-5				21-17		2-4	7-4
Tawa	3-8	12-8		1-1	11-6	14-17	10-7	7-4				25-17	1-4		13-9	12-13	5-4	2-3
Valdez								1-0	1-0			2-0						
Vicuña	3-1							5-6	8-5			2-2	4-1	5-4	2-5		3-0	0-1
Vukovich			40-27	7-9	6-4	8-7					1-6		9-6		12-12	33-20	4-1	2-2
Watkins									2-2						1-1		0-1	1-0

8+ GAME HITTING STREAKS (CURRENT IN BOLD)		
PLAYER	LENGTH / DATES	STREAK STATS
Castillo	14 G, 6/4-28	.352 (19-for-54), 3 HR, 2 2B, 3B, 12 RBI, 12 R, 4 SB
Dalesandro	13 G, 5/28-7/4	.409 AVG (18-for-44), HR, 2 2B, 2 3B, 5 RBI, 4 BB, 6 SB, 10 R
De Los Santos	12 G, 6/29-7/25	.408 (20-for-49), 2 HR, 2 2B, 3B, 11 RBI, 10 R, BB
Duzenack	12 G, 6/15-7/4	.449 AVG (22-for-49) 5 2B, 3 HR, 14 RBI, 13 R, 4 BB
English	12 G, 4/19-5/2	.370 AVG (17-for-46), 6 2B, 4 HR, 16 RBI, 7 BB, 8 R
Vukovich	11 G, 4/29-5/16	.348 AVG (16-for-46), 3 2B, 3 HR, 3B, 9 RBI, BB, 9 R
Bliss	10 G, 4/6-4/19	.438 AVG (21-for-48), 3 2B, 2 3B, HR, 8 RBI, 8 R
De Los Santos	10 G, 8/12-24	.349 AVG (15-for-43), 5 HR, 2 2B, 11 RBI, 13 R
Del Castillo	10 G, 5/19-5/31	.406 AVG (13-for-32), 2 2B, 2 HR, 8 RBI, 9 BB, 7 R
Tawa	10 G, 5/28-6/15	.395 AVG (15-for-38), 4 HR, 2 2B, 10 RBI, 3 BB, 6 R
Bliss	9 G, 6/8-18	.395 AVG (17-for-43), 3 HR, 4 2B, 3B, 13 RBI, 10 R
Bliss	9 G, 5/23-6/3	.357 AVG (15-for-42), 2B, 3B, 2 BB, 3 RBI, 6 SB, 8 R
Bliss	9 G, 5/4-5/14	.459 (17-for-37), 4 2B, 4 HR, 8 RBI, 4 BB, 10 R, 3 SB
Centeno	9 G, 8/6-27	.371 AVG (13-for-35), 3 2B, 3 RBI, 4 BB, 4 R
Lawlar	9 G, 7/30-8/10	.385 AVG (15-for-39), 3 2B, 2 HR, 9 RBI, 13 R, 4 BB
Lawlar	9 G, 6/6-15	.410 AVG (16-for-39), 2 HR, 4 2B, 3B, 4 RBI, 4 BB, 14 R
Beer	8 G, 8/26-9/5	.467 AVG (14-for-30), 4 HR, 3 2B, 8 RBI, 12 R, 4 BB

FIELDING

CATCHER'S BOX (W/L BASED ON STARTS)						
PLAYER	CS	SB	ATT	CS %	PB	W-L
Centeno	8	33	41	.195	3	23-15
D'Orazio	9	28	37	.243	2	14-9
Dalesandro	0	4	4	.000	0	0-1
Del Castillo	14	38	52	.269	7	17-24
Roberts	11	34	45	.244	8	17-10
TOTAL	42	137	179	.235	20	71-59

TEAM FIELDING						
%	G	PO	A	E	DP	PB
.979	130	3395	1082	95	80	20

MULTI-RUN INNINGS		
RUNS	NO. OF TIMES	LAST
2	91	9/8 @ ARK, 6th inning
3	37	8/29 vs MID, 1st inning
4	32	9/3 vs MID, 7th inning
5	13	9/3 vs MID, 3rd inning
6	10	9/1 vs MID, 2nd inning
7	5	6/29 vs TUL, 1st inning
8+	-	

SCORE BY INNING											
	1	2	3	4	5	6	7	8	9	10	11+
OPP	85	83	86	90	107	114	82	65	50	6	3
AMA	94	91	93	79	101	79	113	87	45	4	2
TOTAL	771										

ERRORS BY POSITION		
POSITION	SOD POODLES	OPPONENT
C	13	11
1B	9	12
2B	17	12
3B	21	15
SS	16	20
LF	2	4
CF	3	5
RF	4	6
P	10	15
TOTAL	95	100

NOTABLE GAMES



AMARILLO HAVE 5 OR FEWER HITS		
DATE	HITS	OPPONENT
4/15	4	CC
4/20	4	@NWA
4/22	3	@NWA
4/27	5	FRI
5/2	5	@CC
5/4	2	@CC
5/12	5	MID
5/14 (G2)	4	MID
5/16	2	@FRI
5/18	2	@FRI
5/19	4	@FRI
5/21	4	@FRI
5/26	5	@SA
6/20	4	@CC
7/8 (1)	5	@SPR
7/20	5	vs WCH
7/21	5	vs WCH
8/10	5	@TUL
8/11	3	@TUL
8/23	5	@SA
8/25	4	@SA
8/31	5	vs MID
TOTAL: 22 (7 HOME, 15 ROAD)		

OPPONENTS HAVE 5 OR FEWER HITS		
DATE	HITS	OPPONENT
4/17	5	@FRI
4/19	2	@NWA
4/20	4	@NWA
4/27	5	FRI
5/2	3	@CC
5/3	5	@CC
5/4	5	@CC
5/14 (G1)	2	MID
5/21	3	@FRI
5/26	5	@SA
5/27	2	@SA
5/30	5	SPR
6/1	5	SPR
6/3 (G2)	4	SPR
6/7	3	@MID
6/11	3	@MID
6/24	5	@CC
6/25	5	@CC
7/15	5	vs FRI
7/16	5	vs FRI
8/3	5	vs CC
8/9	4	@TUL
8/25	1	@SA
9/1	4	vs MID
9/5	3	@ARK
9/7	3	@ARK
9/8	5	@ARK
TOTAL: 27 (9 HOME, 18 ROAD)		

AMARILLO HAVE 10 OR MORE RUNS		
DATE	RUNS	OPPONENT
4/12	13	CC
4/14	10	CC
4/26	12	FRI
4/29	11	FRI
5/5	12	@CC
5/14 (G1)	10	MID
6/8	12	@MID
6/10	13	@MID
6/13	15	vs SA
6/29	12	vs TUL
7/1	12	vs TUL
7/3 (1)	15	vs TUL
7/3 (2)	10	vs TUL
7/15	11	vs FRI
7/18	10	vs WCH
8/2	11	vs CC
8/12	10	@TUL
8/16	17	vs ARK
8/27	10	@SA
9/1	10	vs MID
9/3	17	vs MID
TOTAL: 21 (16 HOME, 5 ROAD)		

OPPONENTS HAVE 10 OR MORE RUNS		
DATE	RUNS	OPPONENT
4/6	12	@FRI
4/12	10	CC
4/14	13	CC
4/16	11	CC
4/18	16	@NWA
4/26	11	FRI
4/28	12	FRI
4/30	12	FRI
5/6	12	@CC
5/9	11	MID
5/11	16	MID
5/14 (G2)	13	MID
5/17	10	@FRI
5/23	14	@SA
5/31	13	SPR
6/10	10	@MID
6/15	11	vs SA
6/16	12	vs SA
6/18	11	vs SA
6/20	12	@CC
7/1	10	vs TUL
7/23	12	vs WCH
7/28	10	@MID
8/2	13	vs CC
8/6	14	vs CC
8/27	11	@SA
8/31	11	vs MID
9/6	15	@ARK
TOTAL: 28 (18 HOME, 10 ROAD)		

EXTRA INNING GAMES (7) 2-5

DATE	OPP	RESULT	SCORE	W	L	S	TIME
4/20	@NWA	W (10)	3-2	Otanez, M (1-0)	Biasi, D (1-1)	Rice, J (1)	3:08
4/26	FRI	W (10)	12-11	Workman, B (1-0)	Church, M (0-1)	-	3:24
5/20	@FRI	L (10)	8-7	Kelly, A (2-0)	Stumpo (0-1)	-	3:26
6/3 (G1)	SPR	L (8)	5-4	Roycroft, C (1-0)	Backhus, K (0-1)	Granillo, A (2)	2:26
6/30	TUL	L (13)	7-6	Fisher, B (5-1)	Grammes, C (2-2)	-	3:42
8/22	@SA	L (10)	8-7	Bachar, L (4-0)	Stumpo, M (1-4)	-	3:11
8/26	@SA	L (10)	6-5	Contreras, E (6-7)	Norris, L (0-1)	-	3:08

PINCH HITTER TOTALS

PLAYER	DATE	SITUATION	RESULT
Watkins	5/9	Bot 8, 2 outs	2-RBI Triple
Tawa	6/30	Bot 8, 1 out	Sac Fly
Beer	6/30	Bot 11, 0 out	Sac Fly
Vicuña	7/20	Bot 9, 0 out	E 9
Cintron	8/26	Top 10, 2 outs	6-3

Total: 1-for-2, 3B, 4 RBI

DOUBLEHEADERS (4) 6-2

DATE	OPP	RESULT	SCORE	W	L	S	TIME
5/14 (1)	MID	W	10-1	Albright, L (2-2)	Ginn, J (0-2)	-	1:40
5/14 (2)	MID	L	13-1	Tomioka, S (1-0)	Hill, J (0-3)	-	2:32
6/3 (1)	SPR	L (8)	5-4	Roycroft, C (1-0)	Backhus, K (0-1)	Granillo, A (2)	2:26
6/3 (2)	SPR	W	6-1	Olivero, D (2-4)	Hernandez, K (5-2)	-	1:39
7/3 (1)	TUL	W	15-7	Olivero, D (5-5)	Casparius, B (0-3)	-	1:54
7/3 (2)	TUL	W	10-9	Montes De Oca, C (1-1)	Sublette, R (1-3)	Green, J (4)	2:26
7/8 (1)	@ SPR	W	4-3	Hill, J (3-4)	Pereira, W (5-5)	Pope, A (1)	2:07
7/8 (2)	@ SPR	W	7-6	Backhus, K (4-3)	Pope, B (1-2)	Green, J (5)	2:16

SHUTOUTS (10) 7-3

DATE	OPP	RESULT	SCORE	W	L	S	TIME
4/19	@NWA	W	5-0	Jarvis, B (2-1)	Veneziano, A (1-1)	-	2:29
4/21	@NWA	L	5-0	Hoffmann, A (2-1)	Hill, J (0-1)	-	2:26
4/22	@NWA	L	5-0	Marsh, A (1-0)	Patrick, C (0-3)	-	2:14
5/3	@CC	W	3-0	Pope, A (1-0)	Kouba, R (1-1)	Backhus, K (4)	2:15
5/27	@SA	W	1-0	Patrick, C (2-5)	Snider, D (0-3)	-	2:30
6/7	@MID	W	4-0	Green, J (1-0)	Cusick, R (3-3)	-	2:35
7/16	vs FRI	W	8-0	Lin, Y (1-0)	Bremer, N (0-1)	-	2:24
8/25	@ SA	W	1-0	Rashi, T (1-0)	Bachar, L (4-1)	Otanez, M (1)	2:11
8/31	vs MID	L	11-0	Basso, B (2-0)	Ray, D (0-1)	Emmanuel, S (1)	2:34
9/1	vs MID	W	10-0	Hill, J (7-6)	Beers, B (3-9)	-	1:56
9/7	@ ARK	W	1-0	Grammes, C (5-2)	Puckett, A (6-3)	Rashi, T (1)	2:51

WALK-OFF WINS

DATE	SCORE	GAME-WINNING PLAY
4/26	12-11 (10th)	Lawlar RBI-double
6/1	3-2 (7th)	Duzenack two RBI Single
8/3	4-3	Roberts RBI-double
8/5	8-7	Beer solo HR
8/29	7-6	Vukovich Solo HR

#41 MICHEL OTANEZ - RHP					2023 HIGHS: IP - 2.0, K - 4, BB - 3, H - 3, R - 5, ER - 5					RECENT APPEARANCES														
HEIGHT: 6'4"					WEIGHT: 218		B/T: R/R		AGE: 26 (7/3/1997 in Villa La Mata, Dominican Republic)					DATE	DEC	P-S	IP	H	R	ER	HR	BB	SO	IR/S
26 G		3-2		1/6 SV/SVO		52/21 K/BB		5.68 ERA																
OVERALL: 26 G, 4 GF, 6 HLD, 31.2 IP, 30 H, 20 ER, 2 HR, 52 K, 21 BB SEPT.: 1 G, 0-0, 0.00 ERA, HLD, 0.1 IP, K, BB																								
LAST 10 G: 1-0, 4.15 ERA, GF, 3 HLD, SV, 13.0 IP, 12 H, 6 ER, 23 K, 8 BB VS. ARK: 3 G, 0-0, 6.00 ERA, HLD, BS, 3.0 IP, 3 H, 3 R, 2 ER, 6 K, 4 BB																								
<div>🏆 Entering his 6th professional season, having been in professional ball since his 2016 debut season in the Mets system.</div> <div>🏆 During his debut season, he posted a 1-1 record with a 4.64 ERA across five starts in the Dominican Summer League.</div> <div>🏆 This year marks the first year being apart of the D-backs organization, being signed as a minor league free agent on November 14, 2022.</div> <div>🏆 Through his first five appearances this season, he posted a 3.00 ERA (2 ER, 6.0 IP) with a 5.5 K:BB (11 K, 2 BB).</div>																								
2023 SPLITS		VS. RHB: .250/.374/.342, 19 H, 4 2B, HR, 7 RBI, 35 K, 12 BB HOME: 13 G, 1-0, 4.15 ERA, 3 GF, 3 HLD, 17.1 IP, 20 H, HR, 8 ER, 25 K, 14 BB W/ RISP: .170/.304/.234, 8 H, 3 2B, 16 RBI, 24 K, 8 BB										VS. LHB: .239/.375/.391, 11 H, 4 2B, HR, 12 RBI, 17 K, 9 BB AWAY: 13 G, 2-2, 7.53 ERA, SV, 14.1 IP, 10 H, 12 ER, HR, 27 K, 7 BB, 3 HB												
LAST WIN: 8/10/23 @ TUL LAST LOSS: 7/25/23 @ MID LAST SAVE: 8/25/23 @ SA																								
#23 TAYLOR RASHI - RHP					2023 HIGHS: IP - 2.1, K - 3, BB - 1, H - 2, R - 1, ER - 1					RECENT APPEARANCES														
HEIGHT: 6'4"					WEIGHT: 220		B/T: R/R		AGE: 27 (1/15/1996 in Torrance, CA)					DATE	DEC	P-S	IP	H	R	ER	HR	BB	SO	IR/S
6 G		2-0		1/1 SV/SVO		12/1 K/BB		1.04 ERA																
OVERALL: 6 G, 8.2 IP, 2 GF, 3 H, R, ER, 12 K, BB SEPT.: 1-0, 0.00 ERA, GF, SV, 3.2 IP, 5 K																								
LAST 10 G: 2-0, 1.04 ERA, 2 GF, SV, 8.2 IP, 3 H, R, ER, 12 K, BB VS. ARK: 3 G, 0-0, 2.70 ERA, 2 GF, SV, 3.1 IP, 3 H, R, ER, 3 K																								
<div>🏆 Was originally selected by the San Francisco Giants in the 23rd round of the 2019 MLB Draft out of UC-Irvine</div> <div>🏆 Appeared in 10 games during the 2019 season, going 2-0 with a 1.15 ERA between rookie and short-season A ball.</div> <div>🏆 Spent 2021 with High-A Eugene where he went 6-3 with a 4.44 ERA in 32 games in the Northwest League.</div> <div>🏆 Appeared in 30 games with Double-A Richmond in 2022 where he went 1-3 with a 2.83 ERA.</div> <div>🏆 Was claimed off waivers by the Arizona Diamondbacks on December 7, 2022...Was placed on the 60-day IL on 3/31/23</div>																								
2023 SPLITS		VS. RHB: .000/.067/.000, 8 K, BB, 15 AB HOME: 4 G, 1-0, 1.69 ERA, GF, 5.1 IP, 3 H, 2 2B, R, ER, 7 K, BB W/ RISP: .000/.000/.000, 4 K, 6 AB										VS. LHB: .200/.200/.333, 3 H, 2 2B, RBI, 4 K AWAY: 2 G, 1-0, 0.00 ERA, GF, SV, 3.1 IP, 5 K												
LAST WIN: 9/2/23 vs MID LAST LOSS: 8/4/23 vs ACL Giants (Rk) LAST SAVE: 9/7/23 @ ARK																								
#31 JAKE RICE - LHP					2023 HIGHS: IP - 2.0, K - 5, BB - 3, H - 3, R - 5, ER - 5					RECENT APPEARANCES														
HEIGHT: 6'1"					WEIGHT: 220		B/T: L/L		AGE: 26 (7/19/1997 in Birmingham, AL)					DATE	DEC	P-S	IP	H	R	ER	HR	BB	SO	IR/S
38 G		5-0		3/3 SV/SVO		56/33 K/BB		7.62 ERA																
OVERALL: 38 G, 2 HLD, 8 GF, 39.0 IP, 33 H, 33 ER, 4 HR, 56 K, 33 BB, 7 HB SEPT.: 2 G, 0-0, 3.38 ERA, HLD, 2.2 IP, 4 H, R, ER, 3 K, 2 BB																								
LAST 10 G: 2-0, 3.38 ERA, SV, HLD, 13.1 IP, 13 H, 5 ER, HR, 22 K, 6 BB VS. ARK: 4 G, 1-0, 3.60 ERA, HLD, SV, 5.0 IP, 5 H, 2 R, 2 ER, HR, 8 K, 3 BB																								
<div>🏆 Made his professional and Low-A debut on 8/18/2021 and tossed 3.2 innings of relief, allowing just one (1) hit and punching out six (6).</div> <div>🏆 During his time in Hillsboro in 2022 (4/9-5/22), tied 1st in wins (3) and 2nd in game appearances (11) among qualified club mates.</div> <div>🏆 From 8/12-9/16/2022 (AMA), he held his opponent scoreless in eight (8) out of 10 straight relief appearances (9.2 IP), allowing just four (4) earned runs and punching out 10 in the process (3.91 ERA).</div> <div>🏆 Set a season-high with 2.0 IP and five strikeouts of the Corpus Christi Hooks on August 5.</div>																								
2023 SPLITS		VS. RHB: .231/.398/.418, 21 H, 5 2B, 4 HR, 21 RBI, 39 K, 21 BB, 5 HB HOME: 21 G, 3-0, 6.64 ERA, 20.1 IP, 19 H, 15 R, 15 ER, 3 HR, 27 K, 16 BB W/ RISP: .250/.452/.386, 11 H, 3 2B, HR, 23 RBI, 16 K, 16 BB, HB										VS. LHB: .214/.371/.250, 12 H, 2 2B, 7 RBI, 17 K, 12 BB, 2 HB AWAY: 17 G, 2-0, 8.68 ERA, 3 GF, 2 HLD, 2 SV, 18.2 IP, 14 H, 18 ER, HR, 29 K, 17 BB												
LAST WIN: 8/20/23 vs ARK LAST LOSS: 8/24/21 vs RC (A-) LAST SAVE: 8/15/23 vs ARK																								
#HH - ELI SAUL - RHP					2023 HIGHS: IP--, K--, BB--, H--, R--, ER--					RECENT APPEARANCES														
HEIGHT: 6'5"					WEIGHT: 215		B/T: L/R		AGE: 22 (8/16/2001 in Vancouver, BC, Canada)					DATE	DEC	P-S	IP	H	R	ER	HR	BB	SO	IR/S
- G		0-0		-/- SV/SVO		-/- K/BB		-.- ERA																
OVERALL: -- SEPT.: --																								
LAST 10 G: -- VS. ARK: --																								
<div>🏆 Was selected by the Arizona Diamondbacks in the 13th round of the 2022 MLB draft out of Sacramento State.</div> <div>🏆 Made his professional debut on Aug. 16, 2022 with the ACL D-backs...Appeared in three games in the ACL (0-1, 3.00 ERA).</div> <div>🏆 Began the 2023 season with Low-A Visalia, appearing in four games, going 0-0 with a 1.29 ERA with a save over 7.0 IP.</div> <div>🏆 Earned his first professional win on 5/25/23 with High-A Hillsboro...In 38 games (7 starts) was 2-1 with a 5.46 ERA with HIL.</div>																								
2023 SPLITS		VS. RHB: --/--/--, --/--/-- HOME: -- W/ RISP: --										VS. LHB: --/--/--, --/--/-- AWAY: --												
LAST WIN: LAST LOSS: LAST SAVE:																								
#18 LISTHER SOSA - RHP					2023 HIGHS: IP - 0.2, K - 2, BB - 2, H - 3, R - 3, ER - 3					RECENT APPEARANCES														
HEIGHT: 6'4"					WEIGHT: 208		B/T: R/R		AGE: 21 (9/6/2001 in La Vega, Dominican Republic)					DATE	DEC	P-S	IP	H	R	ER	HR	BB	SO	IR/S
2 G		0-0		-/- SV/SVO		3/3 K/BB		33.75 ERA																
OVERALL: 2 G, 1.1 IP, 4 H, 2 HR, 5 R, 5 ER, 3 K, 3 BB SEPT.: 2 G, 0-0, 33.75 ERA, 4 H, 5 R, 5 ER, 2 HR, 3 K, 3 BB																								
LAST 10 G: 0-0, 33.75 ERA, 1.1 IP, 4 H, 5 R, 5 ER, 2 HR, 3 K, 3 BB VS. ARK: 1 G, 0-0, 27.00 ERA, 0.2 IP, 3 H, 2 R, 2 ER, HR, 2 K, BB																								
<div>🏆 Was originally signed by the Pittsburgh Pirates as a minor league free agent on July 2, 2018.</div> <div>🏆 Appeared in 22 games with the Pirates all in rookie ball, going 6-2 with a 3.32 with 13 starts.</div> <div>🏆 Was traded to the Arizona Diamondbacks on April 1, 2022 in exchange for Josh VanMeter.</div> <div>🏆 Over the last two season in the D-backs farm system has gone 7-7 with a 4.11 ERA in 74 games between Visalia and Hillsboro</div>																								
2023 SPLITS		VS. RHB: .500/.714/1.250, 2 H, HR, 4 RBI, 3 BB, 7 PA HOME: 1 G, 0-0, 40.50 ERA, 0.2 IP, H, 3 R, 3 ER, HR, K, 2 BB W/ RISP: .500/.571/1.500, 3 H, 2 HR, 6 RBI, 3 K, BB, 7 PA										VS. LHB: .500/.500/1.750, 2 H, 3B, HR, 2 RBI, 2 K AWAY: 1 G, 0-0, 27.00 ERA, 0.2 IP, 3 H, 2 R, 2 ER, HR, 2 K, BB												
LAST WIN: 8/31/23 (1) @ VAN (A+) LAST LOSS: 7/14/23 vs EVE (A+) LAST SAVE: 6/1/23 @ EVE (A+)																								
#29 RAFFI VIZCAINO - RHP					2023 HIGHS: IP - 3.0, K - 6, BB - 4, H - 3, R - 3, ER - 3					RECENT APPEARANCES														
HEIGHT: 6'0"					WEIGHT: 237		B/T: R/R		AGE: 27 (12/2/1995 in Sabana Grande, Dominican Republic)					DATE	DEC	P-S	IP	H	R	ER	HR	BB	SO	IR/S
25 G		0-1		3/4 SV/SVO		44/20 K/BB		4.78 ERA																
OVERALL: 25 G, 11 GF, 2 GS, 2 HLD, 32.0 IP, 27 H, 21 R, 17 ER, 6 HR, 44 K, 20 BB SEPT.: 3 G, GS, 0-0, 1.80 ERA, 2 GF, SV, 5.0 IP, 2 H, R, ER, 5 K, BB																								
LAST 10 G: 0-0, 4.61 ERA, 3 GF, 2 GS, 13.2 IP, 12 H, 9 R, 7 ER, 2 HR, 16 K, 7 BB VS. ARK: 3 G, 0-0, 3.00 ERA, GS, SV, 6.0 IP, 5 H, 2 R, 2 ER, 6 K, BB																								
<div>🏆 Entering his ninth professional season after taking a one year hiatus for the 2022 campaign, professionally debuting back in 2013.</div> <div>🏆 During his debut 2013 season, he posted a 3.80 ERA across 11 game starts (47.1 IP) while punching out 41 batters.</div> <div>🏆 This season will be his first in the yellow city and the third season that he spends time at the Double-A level.</div> <div>🏆 In his most recent season (2021), he logged a 5.40 ERA (24 ER, 40.0 IP) in 32 relief appearances (2 GS).</div>																								
2023 SPLITS		VS. RHB: .234/.333/.442, 18 H, 4 HR, 2 2B, 3B, 12 RBI, 30 K, 12 BB HOME: 14 G, 0-0, 6.03 ERA, 5 GF, HLD, 19.2 IP, 13R, 11 ER, 3HR, 29K, 12BB W/ RISP: .194/.333/.290, 6 H, HR, 9 RBI, 14 K, 7 BB										VS. LHB: .209/.346/.442, 9 H, 2 HR, 2 2B, 3B, 4 RBI, 14 K, 8 BB AWAY: 11 G, 0-1, 4.38 ERA, 6 GF, 3/4 SVO, 12.1 IP, 9 H, 8 R, 6 ER, 3 HR, 15 K, 8 BB												
LAST WIN: 4/28/23 vs SUG (AAA) LAST LOSS: 7/5/23 @ SPR LAST SAVE: 9/8/23 @ ARK																								

PITCHER STARTS: Albright (25), Hill (25), Patrick (19), Olivero (17), Lin (10), Bain (7), Solomon (7), Grammes (5), Tineo (4), Jarvis (3), Mabrey (2), Ray (2), Vizcaino (2), Davies (1), Diaz (1)

QUALITY CONTROL

[illegible]

TEAM PITCHING

OVERALL

	W	L	ERA	G	CG	SHO	SV	SVO	IP	H	R	ER	HR	HB	BB	IBB	SO	WHIP	AVG
	71	59	5.47	130	0	8	35	60	1131.2	1120	770	688	157	70	649	6	1225	1.56	.258

MONTHLY

APRIL	11	10	6.02	21	0	1	6	7	187.0	189	141	125	23	10	114	1	221	1.62	.260
MAY	10	16	5.86	26	0	2	4	8	219.2	216	157	143	26	14	140	1	235	1.62	.258
JUNE	15	10	5.33	25	0	1	5	11	221.0	217	141	131	39	22	110	1	217	1.48	.257
JULY	15	9	5.16	24	0	1	7	13	202.1	220	131	116	27	9	103	0	210	1.60	.276
AUGUST	14	13	5.52	27	0	1	9	17	239.2	234	172	147	37	12	145	3	275	1.58	.254
SEPTEMBER	6	1	3.77	7	0	2	4	4	62.0	44	28	26	5	3	37	0	67	1.31	.204

HOME VS. ROAD TEAM PITCHING

	W	L	ERA	G	CG	SHO	SV	SVO	IP	H	R	ER	HB	BB	SO	WHIP	AVG
HOME	36	27	6.17	63	0	2	14	23	559.0	597	424	383	31	339	613	1.68	.273
ROAD	35	32	4.79	67	0	6	21	37	572.2	523	346	305	39	310	612	1.46	.243

PITCHING STREAKS (NO EARNED RUNS)

CONSECUTIVE SCORELESS INNINGS

PLAYER	LENGTH(IP)-DATES	STREAK STATS
Hill	17.0 - 8/25-9/7	3 GS, 6 H, 12 K, 3 BB, HB
Patrick	16.2 - 7/19-30	3 GS, 14 K, 10 H, 2 BB
Green	15.1 - 6/3-7/8	12 G, 8 H, 13 K, 4 BB
Hill	14.1 - 7/15-27	3 GS, 6 H, 13 K, 4 BB
Saalfrank	12.1 - 5/4-5/30	9 G, 3 H, 18 K, 5 BB, HB
Patrick	11.1 - 5/21-6/3	3 GS, 3 H, 12 K, 4 BB
Backhus	10.2 - 5/18-6/11	9 G, 10 H, 14 K, 4 BB, HB
Backhus	10.1 - 8/5-24	6 G, 7 H, 12 K, 6 BB
Pope	10.1 - 5/26-6/20	7 G, 4 H, 13 K, 2 BB, HB
Backhus	9.1 - 4/12-5/6	8 G, 4 H, 12 K, 2 BB
Grammes	9.1 - 7/15-8/3	6 G (3 GS), 11 H, 15 K, 2 BB, HBP
Hill	8.1 - 8/8-13	2 GS, 3 H, 7 K, 2 BB
Backhus	7.2 - 7/8-8/2	7 G, 8 H, 7 K, 5 BB
Lin	7.2 - 7/22-28	2 GS, 4 H, 9 K, BB, HBP

CONSECUTIVE SCORELESS APPEARANCES

PLAYER	LENGTH - DATES	STREAK STATS
Green	12 G, 6/3-7/8	8 H, 13 K, 4 BB, 58 BF
Backhus	9 G - 5/18-6/11	10 H, 14 K, 4 BB, HB
Saalfrank	8 G - 5/7-5/30	3 H, 17 K, 5 BB, HB
Backhus	6 G, 8/5-24	7 H, 12 K, 6 BB
Backhus	6 G, 7/8-30	7 H, 7 K, 5 BB
Pope	6 G - 5/26 - 6/16	4 H, 11 K, 35 BF
Backhus	6 G - 4/15-5/3	2 H, 2 BB, 9 K
Rashi	5 G, 8/19-9/7	H, 12 K, BB
Grammes	5 G, 7/15-29	10 H, 14 K, 2 BB, HBP
Vizcaino	5 G, 7/27-8/6	3 H, 10 K, 4 BB
Rice	4 G, 8/18-26	4 H, 11 K, BB
Rice	4 G, 6/3-15	H, 3 K, 2 BB, HB
Grammes	3 G, 6/28-7/5	2 H, 4 K, 3 BB
Larsen	3 G, 4/26-8/3	H, 4 K, 6 BB

EJECTIONS

PLAYER/COACH	DATE/LOCATION	UMPIRE	REASON
Shawn Roof	4/30, HODGETOWN vs. FRI	HP Jarrod Moehlmann	Arguing call
Shawn Roof	5/20, Riders Field @ FRI	3B Steven Rios Jr.	Arguing call
Shawn Roof	6/9, Momentum Bank Ballpark @ MID	3B Sean Sparling	Checked swing
Jamison Hill	6/18, HODGETOWN vs SA	1B Steven Rios Jr.	Words
Shawn Roof	6/18, HODGETOWN, vs SA	HP Malcom Smith	Arguing call
Juan Centeno	6/30, HODGETOWN, vs TUL	HP Jarrod Moehlmann	Arguing call
Tom Gorzelanny	7/28, Momentum Bank Ballpark @ MID	HP Chris Murphy	Balls/Strikes
Shawn Roof	8/4, HODGETOWN, vs CC	HP Ty Krauss	Arguing Balk

AWARDS

PLAYER/COACH	AWARD	DATES	STATS
Bryce Jarvis	Texas League Pitcher of the Week	4/17-4/23	1-0, 5.0 IP, 0 H, 8 K, 4 BB
Ryan Bliss	Texas League Player of the Month	April	18 G, .410 AVG (34-for-83), 2 HR, 14 RBI, 17 R
Chad Patrick	Texas League Pitcher of the Week	5/22-5/28	1-0, 7.0 IP, 2 H, 6 K, 2 BB
Ryan Bliss	Texas League Player of the Month	May	23 G, .361 AVG (35-for-97), 5 HR, 13 RBI, 21 R
Caleb Roberts	Texas League Player of the Week	6/28-7/2	.438 (7-for-16), 3 HR, 2 2B, 4 RBI, 3 BB, 1.675 OPS
Deyvison De Los Santos	ARI MiLB Player of the Month	July	14 G, .364 (20-for-55), 2 HR, 4 2B, 3B, 10 RBI
Neyty Castillo	Texas League Player of the Week	8/14-20	.478 (11-for-23), 4 HR, 2 2B, 3B, 14 RBI, 1.694 OPS
Seth Beer	Texas League Player of the Week	8/29-9/3	.526 (10-for-19), 4 HR, 2 2B, 8 RBI, 1.854 OPS

2023 MILESTONES ON THE HORIZON

NAME	MILESTONE	TO MEET (CURRENT TOTAL)
A.J. Vukovich	Amarillo Single-Season RBI Record	2 (90)
Caleb Roberts	Amarillo Single-Season Triples Record	1 (8)

2023 MILESTONES REACHED

NAME	MILESTONE	DATE
Luke Albright	150 Career IP	4/7 @ FRI
Ryan Bliss	150 Career Hits	4/14 vs. CC
A.J. Vukovich	150 Career RBI	4/16 vs. CC
Tim Tawa	150 Career Hits	4/16 vs. CC
A.J. Vukovich	150 Career RBI	4/16 vs. CC
Andrew Saalfrank	100 Career Strikeouts	4/20 @ NWA
Jamison Hill	150 Career Strikeouts	4/21 @ NWA
Austin Pope	200 Career Strikeouts	4/21 @ NWA
Austin Pope	200 Career IP	6/24 @ CC
Devison De Los Santos	150 Career RBI	4/26 vs. FRI
Jackson Goddard	150 Career Strikeouts	4/28 vs. FRI
Deyni Olivero	400 Career IP	4/29 vs. FRI
Tristin English	250 Career Hits	4/29 vs. FRI
Adrian Del Castillo	100 Career Hits	4/30 vs. FRI
A.J. Vukovich	250 Career Hits	5/4 @ CC
Michel Otanez	250 Career Strikeouts	5/17 @ FRI
Ryan Bliss	200 Career Hits	5/28 @ SA
Ryan Bliss	100 Career RBI	6/17 vs SA
Kyle Backhus	100 Career IP	6/1 vs. SPR
Deyni Olivero	300 Career Strikeouts	6/3 (2) vs. SPR
Jordan Lawlar	150 Career Hits	6/3 (1) vs. SPR
Josh Green	250 Career Strikeouts	6/14 vs SA
Jeff Bain	500 Career Strikeouts	7/3 (2) vs TUL
Tim Tawa	Most Single-Season HR	14, 7/15 vs FRI
Caleb Roberts	Most Single-Season HR	10, 7/15 vs FRI
Jordan Lawlar	100 Career RBI	7/16 vs FRI
A.J. Vukovich	Most Single-Season HR	18, 7/22 vs WCH
Seth Beer	450 Career MiLB Hits	7/22 vs WCH
Kyle Backhus	150 Career Strikeouts	7/28 @ MID
Austin Pope	250 Career Strikeouts	7/29 @ MID
Chad Patrick	150 Career Strikeouts	7/30 @ MID
TEAM	Franchise Single-Season HR Record	9/3 vs MID

SOD POODLES vs. LEAGUE IN 2023 (REGULAR SEASON)

NORTH DIVISION	OVERALL	HOME	AWAY	SOUTH DIVISION	OVERALL	HOME	AWAY
Arkansas	7-3	4-2	3-1	Corpus Christi	11-13	6-6	5-7
NW Arkansas	3-3	0-0	3-3	Frisco	9-9	5-4	4-5
Springfield	7-5	4-2	3-3	Midland	15-9	6-6	9-3
Tulsa	9-3	5-1	4-2	San Antonio	6-12	2-4	4-8
Wichita	4-2	4-2	0-0	---			

SOD POODLES vs. LEAGUE ALL-TIME (REGULAR SEASON)

NORTH DIVISION	OVERALL	HOME	AWAY	SOUTH DIVISION	OVERALL	HOME	AWAY
Arkansas	18-17	10-8	8-9	Corpus Christi	52-50	26-20	26-30
NW Arkansas	18-14	8-5	10-9	Frisco	46-49	27-26	19-23
Springfield	20-17	10-8	10-9	Midland	60-45	30-25	30-20
Tulsa	26-24	13-12	13-12	San Antonio	29-33	12-12	17-21
Wichita	14-10	7-5	7-5	---			

SOD POODLES OFFENSE

Most Runs, Game: 17 (2x, Last: 9/3 vs MID)
Most Runs, Inning: 7 (5x: Last: 6/29 vs. TUL, 1st inning)
Most Hits, Game (Team): 19 (9/3 vs MID)
Most Hits, Game (Indiv.): 4 (9x: Last: Centeno, 9/3 vs MID)
Fewest Hits, Game: 2 (3x: Last: 5/18 @ FRI)
Most Hits, Inning: 8 (5/5 @ CC, 3rd inning)
Most HRs, Game (Team): 5 (5x, Last: 9/1 vs MID)
Most HRs, Game (Indiv.): 3 (2x, Last: Beer, 9/1 vs MID)
Most HR, Inning (Team): 3 (3x, Last: 8/16 vs ARK, 5th inning)
Most SBs, Game (Team.): 9 (7/1 vs. TUL)
Most SBs, Game (Indiv.): 3 (4x, Last: Lawlar, 8/10 @ TUL)
Grand Slams: 6 (Last: Castillo, 8/15 vs ARK)
Most Runners LOB, Team: 15 (8/30 vs. MID)
Most Runs Combined (Two Teams): 24 (2x, Last: 9/3 vs MID)
Most Hits Combined (Two Teams): 33 (4/12 vs. CC)
Most Home Runs During Series (Two Teams): 31 (6/28-7/3 vs. TUL)
Most Runs To Overcome Deficit: 10 (4/26 vs. FRI)

SOD POODLES DEFENSE

Most Errors, Team: 4 (2x, Last: 5/23 @ SA)
Most Errors, Individual: 2 (4x, Last: Chen, 8/26 @ SA)
Most Double Plays: 3 (5x, Last: 9/1 vs MID)

SOD POODLES PITCHING

Most Ks, Team (9 innings): 18 (8/17 vs ARK)
Most Ks, Team (extra innings): 16 (6/30 vs TUL (13)
Most Walks, Team: 13 (8/6 vs CC)
Shutouts: 7 (Last: 9/7 @ ARK)
Complete Games (9 IP): --
Complete Games (7 IP): --
Complete Game Shutout, Individual: --
Complete Game Shutout (9.0 IP) Individual: --
Longest Start: 8.0 IP (Hill, 9/1 vs MID)
Longest Relief Appearance: 3.1 IP (2x: Last: Workman, 4/26 vs. FRI)
Most Ks, Individual: 11 (Solomon, 8/17 vs ARK)
Most Walks, Individual: 6 (3x: Last: Albright, 8/24 @ SA)

OPPONENTS OFFENSE

Most Runs, Game: 16 (2x: Last: 5/11 vs. MID)
Most Runs, Inning: 8 (3x: Last: 8/6 vs CC, 3rd inning)
Most Hits, Game (Team): 19 (5/11 vs. MID)
Most Hits, Game (Indiv.): 5 (2x: Last: Calabuig, 5/11 vs. MID)
Fewest Hits, Game: 1 (8/25 @ SA)
Most Hits, Inning: 7 (2x, Last: 6/20 @ CC)
Most HRs, Game (Team): 5 (2x, Last: 7/3 (2) vs. TUL)
Most HRs, Game (Indiv.): 3 (Rave, 4/18 @ NWA)
Most SBs, Game (Indiv.): 3 (Acuña, 4/30 vs. FRI)
Grand Slams Against: 6 (Last: Rivas, 9/6 @ ARK)
Most Runners LOB, Team: 14 (5/26 @ SA)
Most Runs To Overcome Deficit: 7 (7/28 @ MID)

OPPONENTS PITCHING

Most Ks Team (9 innings): 17 (2x, Last: 8/12 @ TUL)
Most Ks, Team (extra innings): 15 (6/30 vs TUL)
Most Walks, Team: 12 (6/20 @ CC)
Most Ks, Individual: 10 (Leiter, 5/17 @ FRI)
Most Walks, Individual: 5 (3x, Last: Martinez, J, 7/9 @ SPR)

OPPONENTS DEFENSE

Most Errors, Team: 3 (7x, Last: 8/22 @ SA)
Most Errors, Individual: 3 (Whitcomb, 4/12 vs. CC)
Most Double Plays: 3 (2x, Last: 7/28 @ MID)

MISCELLANEOUS

Longest Home Game Time (9 innings): 3:36 (6/15 vs. SA)
Shortest Home Game Time (9 innings): 1:56 (9/1 vs. MID)
Longest Road Game Time (9 innings): 3:13 (5/5 @ CC)
Shortest Road Game Time (9 innings): 2:05 (5/2 @ CC)
Longest Game Time (7 innings): 2:32 (5/14 (2) vs. MID)
Shortest Game Time (7 innings): 1:39 (6/3 (2) vs. SPR)
Longest Extra-Inning Game: 3:42 (6/30 vs TUL)
Longest Game (Innings): 13 (6/30 vs TUL)
Longest Game Delay (Home): 0:40, 5/31 vs. SPR (rain)
Longest Game Delay (Road): 1:53, 5/19 @ FRI (rain)
Highest Attendance (Home): 7,588 (7/3 vs. TUL)
Highest Attendance (Road): 10,019 (5/16 @ FRI)
Lowest Attendance (Home): 3,231 (4/25 vs. FRI)
Lowest Attendance (Road): 2,041 (7/30 @ MID)

LAST TIME IT HAPPENED - 2023

SOD POODLES (INDIVIDUAL)

Perfect Game:
No-Hitter (Individual):
No-Hitter (Combined):
No-Hitter (7-Inning):
1-Hitter (Individual):
1-Hitter (Combined): 8/25 @ SA, Hill/Rashi/Otanez
2-Hitter (Individual):
2-Hitter (Combined): 3x: Last: 5/27 @ SA, Patrick/Saalfank
3-Hitter (Combined): 9x: Last: 9/7 @ ARK, Hill/Grammes/Rice/Rashi
3-Hitter (Individual):
Complete Game Shutout (9 Inning):
Complete Game Shutout (7 Inning):
10 or more strikeouts (P): 3x, Last: Solomon (10, 8/29 vs MID)
Four (4) Hits: 9x, Last: Centeno (9/3 vs MID)
Five (5) Hits:
Six (6) Hits:
Three (3) Doubles:
Four (4) Doubles:
Two (2) Triples:
Two HR Game: 8x, Last: Roberts (9/1 vs MID)
Three HR Game: 2x, Last: Beer (9/1 vs MID)
Grand Slam (Home): 4x, Last: Castillo (8/15 vs. ARK)
Grand Slam (Road): 2x, Last: Duzenack (7/30 @ MID)
Inside-The-Park HR: Lawlar (7/3 (1) vs TUL)
Back-To-Back HRs: 6x: Last: Roberts/Melendez (7/23 vs. WCH)
Back-To-Back-To-Back HRs:
HR, Both Sides of the Plate:
Hitting for the Cycle:

HR in 2 straight games: 25x: Last: De Los Santos (9/2-3 vs MID)
HR in 3 straight games: 3x, Last: Melendez (8/12 @ TUL - 8/15-16 vs ARK)
HR in 4 straight games: Roberts (6/30-7/3 vs TUL)
Triple in 2 straight games:
Five (5) RBI: 5x, Last: Duzenack (8/27 @ SA)
Seven (7) RBI: Vukovich (7/3 (1) vs TUL)
Three Runs: 28x: Last: Tawa (9/3 vs MID)
Four Runs: 4x, Last: Vukovich (7/3 (1) vs TUL)
Five Runs:
Two Stolen Bases: 11x: Last: Dalesandro (8/13 @ TUL)
Three Stolen Bases: 4x, Last: Lawlar (8/10 @ TUL)
Four Stolen Bases:
Steal of home (straight):
Steal of home (double steal): 2x, Last: Bliss/Lawlar, 6/22 @ CC
Four (4) Walks: Roberts (2x, Last: 8/12 @ TUL)
Five (5) Walks:
10 Total Bases in a game: 3x, Last: Beer (12, 9/1 vs MID)

SOD POODLES TEAM

20 Runs, Game:
20 Hits, Game:
10+ Runs, Inning:
Back-to-back 15-hit games:
Everyone in order gets a hit: 9x: Last: 9/3 vs MID
Everyone in order scores a run: 2x, Last: 8/16 vs ARK
Only player in order to get a hit:
15+ Strikeouts, Game (Batting): 3x, Last: 8/12 @ TUL (17)
Triple Play:
Winning Streak: 7 (6/6-6/13)
Losing Streak: 4 (2x: Last: 5/23-5/26)



HIGHS & LOWS - ALL TIME



SOD POODLES OFFENSE

Most Runs, Game: 20 (9/11/21 vs. TUL)
Most Runs, Inning: 11 (6/11/22 vs. FRI, 8th inning)
Most Hits, Game: 24 (9/11/21 vs. TUL)
Most Hits, Game (Indiv.): 5 (3x: Last: Barrosa, 7/22 @ MID)
Fewest Hits, Game: 0 (5/26/22 @ ARK)
Most HRs, Game (Team): 7, (6/5/21 @ FRI)
Most HRs, Game (Indiv.): 3, 3x, Last: Beer (9/1/23 vs MID)
Grand Slams: 17 (Last: Castillo, 8/15/23 vs ARK, 5th inning)
Most SBs, Game (Team.): 9 (7/1/23 vs. TUL)
Most SBs, Game (Indiv.): 3 (9x: Last: Lawlar, 8/10/23 @ TUL)
Most Runners LOB, Team: 15 (8/30/23 vs MID)
Most Runs Combined (Two Teams): 32 (9/11/21 vs. TUL)
Most Hits Combined (Two Teams): 37 (2x: Last: 4/23/22 vs SA)
Most Home Runs During Series (Two Teams): 34 (9/7-12/21 vs. TUL)
Most Runs To Overcome Deficit: 10 (4/26/23 vs. FRI)

SOD POODLES DEFENSE

Most Errors, Team: 5 (6/19/21 vs. MID)
Most Errors, Individual: 2 (29x: Last: Chen, 8/26/23 @ SA)
Most Ground Into Double Plays: 4 (2x: Last: 9/17/21 vs. FRI)

SOD POODLES PITCHING

Most Ks, Team (9 innings): 18 (2x: Last: 5/9/21 @ TUL)
Most Ks, Team (extra innings): 18 (5/19/21 vs MID)
Most Walks, Team: 13 (8/6/23 vs CC)
Shutout: 27x: Last: 9/7/23 @ ARK
Last Complete Game (9 IP): --
Last Complete Game (7 IP): Nelson (G1, 9/1/21 @ SA)
Last Complete Game (5 IP): Walston (7/29/22 vs. CC)
Last Complete Game Shutout: Frias (8/1/21 vs. SA (7))
Longest Start: 8.0 IP (2x, Last: Hill, 9/1/23 vs MID)
Longest Relief Appearance: 3.1 IP (4x, last: Workman, 4/26 vs FRI)
Most Ks, Individual: 12 (4x: Last: Pfaadt: 6/23/22 @ CC)
Most Walks, Individual: 7 (Nelson, 7/6/21 @ SA)



LAST TIME IT HAPPENED - ALL TIME

SOD POODLES (INDIVIDUAL)

Perfect Game:
No-Hitter (Individual):
No-Hitter (Combined):
No-Hitter (7-Inning): 2x: Tabor, 7/11/21 @ SA; Frias, 8/1/21 vs. SA
1-Hitter (Individual): 7/29/22 (Walston, 5-inning game)
1-Hitter (Combined): 3x: Last: 8/25/23 @ SA; Hill/Rashi/Otanez
2-Hitter (Individual):
2-Hitter (Combined): 5x: Last: 5/27/23 @ SA, Albright/Saalfrank
3-Hitter (Combined): 24x: Last: 9/7 @ ARK, Hill/Grammes/Rice/Rashi
3-Hitter (Individual):
Complete Game Shutout (9 Inning):
Complete Game Shutout (7 Inning): 2x: Tabor, 7/11/21 @ SA; Frias, 8/1/21 vs. SA
10 or more strikeouts: 17x, Last: Solomon (8/29/23 vs. MID)
Four (4) Hits: 37x: Last: Centeno (9/3/23 vs MID)
Five (5) Hits: 3x: Last: Cedenio (8/18/22 @ MID)
Six (6) Hits:
Three (3) Doubles: 3x: Last: Carroll, (4/23/22 vs SA)
Four (4) Doubles:
Two (2) Triples:
Two HR Game: 37x: Last: Roberts (9/1/23 vs MID)
Three HR Game: 3x, Last: Beer, 9/1/23 vs MID)
Grand Slam (Home): 13x: Last: Castillo, 8/15/23 vs. ARK)
Grand Slam (Road): 4x: Last: Duzenack, 7/30/23 @ MID
Inside-The-Park HR: 5x: Last: Lawlar (7/3/23 (1) vs TUL)
Back-To-Back HRs: 22x: Last: Roberts/Melendez (7/23/23 vs. WCH)
Back-To-Back-To-Back HRs:
B-2-B-2-B-2-B HRs: 9/11/21 vs. TUL - Garrett/Kennedy/Fletcher/Canzone (3rd inning)
HR, Both Sides of the Plate: 3x: Last: Stankiewicz (7/15/22 vs SA)
Hitting for the Cycle:

OPPONENTS OFFENSE

Most Runs, Game: 21 (2x: Last: 9/2/22 vs. FRI)
Most Runs, Inning: 11 (9/2/22 vs. FRI, 5th inning)
Most Hits, Game (Team): 23 (9/2/22 vs. FRI)
Most Hits, Game (Indiv.): 6 (Guldborg, 4/10/22 vs MID)
Fewest Hits, Game: 0 (2x: Last: 8/1/21 vs. SA - Frias no-hitter)
Most HRs, Game (Team): 9 (Last: 5/17/22 vs. TUL)
Most HRs, Game (Indiv.): 4 (Chandler Redmond, 8/10/22 vs SPR)
Most SBs, Game (Indiv.): 3 (Acuña, 4/30/23 vs. FRI)
Grand Slams: 24 (Last: Rivas, 9/6/23 @ ARK, off Ray, 2nd inning)
Most Runners LOB, Team: 16 (4/10/22 vs. MID)
Most Runs To Overcome Deficit: 10 (7/18/21 @ MID)

OPPONENTS PITCHING

Most Ks Team (9 innings): 17 (4x: Last: 8/12/23 @ TUL)
Most Ks, Team (extra innings): 19 (5/11/19 @ CC, 10)
Most Walks, Team: 12 (6/20 @ CC)
Shutout: 22x: Last: 8/31/23 vs. MID
Last Complete Game: Jones (5/26/22 (2) @ ARK)
Last Complete Game Shutout (7 IP): Jones (5/26/22 (2) @ ARK)
Most Ks, Individual: 14 (Dustin May, 6/22/19 @ TUL)
Most Walks, Individual: 7 (Robaina, 7/31/22 vs. CC)

OPPONENTS DEFENSE

Most Errors, Team: 4 (5x: Last: 7/22/22 @ MID)
Most Errors, Individual: 3 (3x: Last: Whitcomb, 4/12/23 vs. CC)
Most Ground Into Double Plays: 4 (2x: Last: 9/14/22 @ SA)

MISCELLANEOUS

Longest Home Game Time (9 innings): 4:08 (9/11/21 vs. TUL)
Shortest Home Game Time (9 innings): 1:56 (9/1/23 vs MID)
Longest Road Game Time (9 innings): 3:34 (7/29/19 @ NWA)
Shortest Road Game Time (9 innings): 1:50 (8/21/22 @ MID)
Longest Game Time (7 innings): 2:36 (9/1/21 @ SA)
Shortest Game Time (7 innings): 1:29 (5/26/22 (2) @ ARK)
Longest Extra-Inning Game: 4:08 (4/22/22 vs. SA, 11)
Longest Game (Innings): 13 (6/30/23 vs TUL)
Longest Game Delay (Home): 3:15 (5/18/21 vs. MID)
Longest Game Delay (Road): 1:53 (5/19/23 @ FRI)
Highest Attendance (Home): 7,588 (7/3/23 vs. TUL)
Highest Attendance (Road): 10,366 (5/18/19 @ FRI)
Lowest Attendance (Home): 3,231 (4/25/23 vs. FRI)
Lowest Attendance (Road): 1,906 (8/17/22 @ MID)
Largest Margin of Victory: 15 (19-4, 6/9/21 vs. CC)
Largest Margin of Defeat: 19 (21-2, 9/2/22 vs. FRI)

HR in 2 straight games: 68x: Last: De Los Santos (9/2-3/23 vs MID)
HR in 3 straight games: 10x: Last: Melendez (8/12 @ TUL-8/15-16/23 vs. ARK)
HR in 4 straight games: Roberts (6/30-7/3/23 vs TUL)
Triple in 2 Straight games: 5x: Last: Carroll (5/17-18 vs. TUL)
Triple in 3 straight games: Carroll, 6/12-15 vs. FRI, @ SA)
Five (5) RBI: 16x: Last: Duzenack (8/27/23 @ SA)
Six (6) RBI: 4x: Last: Forbes, (7/28/22 vs. CC)
Seven (7) RBI: 2x, Last: Vukovich (7/3/23 (1) vs TUL)
Four Runs: 10x: Last: Vukovich (7/3/23 (1) vs TUL)
Five Runs: Perdomo (9/11/21 vs. TUL)
Two Stolen Bases: 45x: Last: Dalesandro (8/13/23 @ TUL)
Three Stolen Bases: 9x: Last: Lawlar (8/10/23 @ TUL)
Four Stolen Bases:
Steal of home (straight): 2x: Last: Barrosa (9/4/22 vs FRI)
Steal of home (double steal): 3x: Last: Bliss/Lawlar (6/22/23 @ CC)
Four (4) Walks: 4x: Last: Roberts (8/12/23 @ TUL)
10 Total Bases in a Game: 9x: Last: Beer (9/1/23 vs. MID)
Most Total Bases in a game: 12 (5x: Last: Beer (9/1/23 vs. MID)

SOD POODLES TEAM

20 Runs, Game: 20, 9/11/21 vs. TUL
20 Hits, Game: 5x: Last: 20, 8/18/22 @ MID
10+ Runs, Inning: 2x: Last: 6/11/22 vs. FRI (11, 8th inning)
Back-to-back 15-hit games: 2x: Last: 4/22-4/23/22 vs. SA
Everyone in order gets a hit: 34x: Last: 8/16/23 vs. ARK
Everyone in order gets multiple-hits: 5/8/22 vs. MID
Everyone in order scores a run: 8x: Last: 8/16/23 vs. ARK
Only player in order to get a hit: 4x: Last: Diaz, G1, 9/1/21 @ SA
15+ Strikeouts, Game (Batting): 19x: Last: 8/12/23 @ TUL (17)
Triple Play:
Winning Streak: 7 (6/6-13/23)
Losing Streak: 7 (7/30-8/6/22)

DATE	NO	TRANSACTION
4/7	1	INF Camden Duzenack reinstated from the Dev. List, transferred to AMA.
4/11	2	RHP Josh Green reinstated from the Dev. List, assigned to AMA.
4/11	3	RHP Jackson Goddard placed on the Dev. List.
4/12	4	LHP Joe Mantiply assigned to AMA on MLB Rehab Assignment.
4/14	5	INF Camden Duzenack transferred to RNO.
4/18	6	LHP Joe Mantiply recalled from MLB Rehab Assignment to ARI.
4/18	7	RHP Jackson Goddard reinstated from Dev. List, assigned to AMA.
4/20	8	OF Caleb Roberts placed on AMA IL.
4/21	9	RHP Raffi Vizcaino transferred from AMA to RNO.
4/21	10	INF Jonathan Guzman transferred to AMA from HIL.
4/21	11	LHP Hugh Fisher transferred to AMA from HIL.
4/22	12	RHP Michel Otanez placed on AMA IL.
4/25	13	RHP Byrce Jarvis transferred from AMA to RNO.
4/25	14	LHP Dillon Larsen transferred to AMA from HIL.
4/25	15	RHP Marcos Tineo transferred to AMA from HIL.
5/2	16	RHP Mitchell Stump transferred to AMA from RNO.
5/2	17	LHP Dillon Larsen transferred from AMA to HIL.
5/5	18	INF Tristin English transferred from AMA to RNO.
5/5	19	INF Kevin Vicuña signed by ARI, assigned to AMA.
5/7	20	INF Jonathan Guzman placed on AMA IL.
5/8	21	INF Jarrod Watkins transferred to AMA from HIL.
5/10	22	RHP Josh Green placed on AMA IL.
5/13	23	RHP Michel Otanez reinstated from AMA IL.
5/14	24	INF Neyfy Castillo placed on AMA IL.
5/16	25	OF Caleb Roberts reinstated from AMA IL.
5/16	26	RHP Endrys Briceno transferred to AMA from RNO.
5/16	27	RHP Marcos Tineo released.
5/19	28	INF Camden Duzenack reinstated from RNO IL, transferred to AMA.
5/19	29	LHP Hugh Fisher placed on Dev. List.
5/20	30	RHP Zach Davies assigned to AMA on MLB Rehab.
5/23	31	INF Neyfy Castillo reinstated from IL.
5/23	32	INF Seth Beer reinstated from Dev. List, transferred to AMA.
5/23	33	INF Kevin Vicuña placed on Dev. List.
5/23	34	INF Jarrod Watkins released.
5/25	35	RHP Endrys Briceno transferred from AMA to RNO.
5/25	36	RHP Conor Grammes transferred to AMA from HIL.
5/26	37	RHP Michel Otanez transferred from AMA to RNO.
5/26	38	LHP Hugh Fisher reinstated from Dev. List.
6/1	39	RHP Josh Green reinstated from IL.
6/1	40	LHP Hugh Fisher placed on Dev. List.
6/13	41	RHP Christian Montes De Oca placed on IL.
6/20	42	RHP Blake Workman released.
6/20	43	LHP Andrew Saalfank transferred from AMA to RNO.
6/20	44	RHP Michel Otanez transferred to AMA from RNO.
6/20	45	RHP Peter Solomon transferred to AMA from RNO.
6/21	46	INF Kevin Vicuña transferred from AMA to HIL.
6/24	47	RHP Jackson Goddard placed on AMA IL.
6/26	48	RHP Gerald Ogando transferred to AMA from HIL.
6/29	49	RHP Raffi Vizcaino reinstated from RNO IL, transferred to AMA.
6/29	50	RHP Christian Montes De Oca reinstated from IL.
6/29	51	LHP Jake Rice placed on Dev. List.
7/1	52	INF Kevin Vicuña transferred to AMA from HIL.
7/1	53	INF Deyvison De Los Santos placed on the Dev. List.
7/7	54	INF Julio Carrion transferred to AMA from VIS.
7/7	55	INF Ryan Bliss placed on Temp. Inactive List.
7/7	56	INF Jordan Lawlar placed on Temp. Inactive List.
7/9	57	RHP Deyni Olivero placed on Dev. List.
7/13	58	INF Jordan Lawlar reinstated from Temp. Inactive List.
7/13	59	C J.J. D'Orazio transferred to AMA from HIL.
7/13	60	LHP Yu-Min Lin transferred to AMA from HIL.
7/13	61	LHP Will Mabrey transferred to AMA from HIL.
7/13	62	INF Ivan Melendez transferred to AMA from HIL.

[illegible][illegible]

Game	Date	Opponent	W/L	Winning Pitcher	Losing Pitcher	Save	Record	Standing	Attendance	TOG
1	4/6	@ FRI	L, 12-4	Anderson, G (1-0)	Jarvis, B (0-1)	-	0-1	T-2nd (-1.0)	8,320	2:28
2	4/7	@ FRI	W, 3-1	Albright, L (1-0)	Krauth, N (0-1)	Backhus, K (1)	1-1	T-1st (+0.5)	8,655	2:16
3	4/8	@ FRI	W, 5-3	Rice, J (1-0)	Starr, N (0-1)	Vizcaino, R (1)	2-1	T-1st (+1.0)	9,030	2:57
4/9-10		OFF								
4	4/11	CC	L, 5-4	Melendez, J (1-0)	Patrick, C (0-1)	Macuare, A (1)	2-2	T-2nd (-1.0)	5,452	2:26
5	4/12	CC	W, 13-10	Mantiply, J (1-0)	Robaina, J (0-1)	-	3-2	T-1st (+1.0)	4,093	3:16
6	4/13	CC	W, 5-2	Jarvis, B (1-1)	Cobos, F (0-1)	Montes De Oca, C (1)	4-2	1st (+1.0)	4,547	2:39
7	4/14	CC	L, 13-10	Sprinkle, J (1-0)	Albright, L (1-1)	-	4-3	T-1st (+1.0)	6,417	2:54
8	4/15	CC	W, 5-3	Mantiply, J (2-0)	Gordon, C (0-2)	Backhus, K (2)	5-3	1st (+1.0)	6,146	2:28
9	4/16	CC	L, 11-5	Melendez, J (2-0)	Patrick, C (0-2)	-	5-4	T-1st (+1.0)	5,187	2:54
4/17		OFF								
10	4/18	@ NWA	L, 16-6	Del Rosario, Y (1-0)	Olivero, D (0-1)	-	5-5	T-1st (+1.0)	2,399	2:40
11	4/19	@ NWA	W, 5-0	Jarvis, B (2-1)	Veneziano, A (1-1)	-	6-5	T-1st (+1.0)	2,792	2:29
12	4/20	@ NWA	W, 3-2 (10)	Otanez, M (1-0)	Biasi, D (1-1)	Rice, J (1)	7-5	1st (+0.5)	3,751	3:08
13	4/21	@ NWA	L, 5-0	Hoffmann, A (2-1)	Hill, J (0-1)	-	7-6	T-1st (+1.0)	4,690	2:26
14	4/22	@ NWA	L, 5-0	Marsh, A (1-0)	Patrick, C (0-3)	-	7-7	T-1st (+3.0)	4,856	2:14
15	4/23	@ NWA	W, 6-2	Saalfrank, A (1-0)	Way, B (0-2)	-	8-7	T-1st (+0.5)	4,640	2:48
4/24		OFF								
16	4/25	FRI	W, 9-7	Rice, J (2-0)	Starr, N (1-2)	Backhus, K (3)	9-7	T-1st (+1.0)	3,231	2:34
17	4/26	FRI	W, 12-11 (10)	Workman, B (1-0)	Church, M (0-1)	-	10-7	1st (+1.0)	3,275	3:24
18	4/27	FRI	L, 5-1	Roby, T (1-2)	Bain, J (0-1)	-	10-8	1st (+0.5)	6,239	2:38
19	4/28	FRI	L, 12-6	Speas, A (1-0)	Patrick, C (0-4)	-	10-9	2nd (-0.5)	4,393	2:55
20	4/29	FRI	W, 11-4	Olivero, D (1-1)	Leiter, J (0-2)	-	11-9	1st (+0.5)	5,928	2:38
21	4/30	FRI	L, 12-7	Church, M (1-1)	Tineo, M (0-1)	-	11-10	T-1st (+0.5)	5,125	2:53
5/1		OFF								
22	5/2	@ CC	L, 3-1	Robaina, J (1-2)	Fisher, H (0-1)	-	11-11	T-2nd (-1.0)	2,774	2:05
23	5/3	@ CC	W, 3-0	Pope, A (1-0)	Kouba, R (1-1)	Backhus, K (4)	12-11	T-1st (+1.5)	2,401	2:15
24	5/4	@ CC	L, 6-1	Gordon, C (2-2)	Patrcik, C (0-5)	-	12-12	T-2nd (-1.0)	3,678	2:11
25	5/5	@ CC	W, 12-8	Goddard, J (1-0)	Plumlee, P (0-1)	-	13-12	T-1st (+2.5)	4,651	3:13
26	5/6	@ CC	L, 12-7	VanWey, L (1-0)	Tineo, M (0-2)	-	13-13	T-2nd (-1.0)	4,327	2:49
27	5/7	@ CC	L, 5-4	Arrighetti, S (2-2)	Albright, L (1-2)	McDonald, C (1)	13-14	T-2nd (-2.0)	4,726	2:28
5/8		OFF								
28	5/9	MID	L, 11-9	Supak, T (2-0)	Hill, J (0-2)	-	13-15	2nd (-3.0)	6,284	2:47
29	5/10	MID	W, 6-3	Saalfrank, A (2-0)	Salinas, R (1-2)	-	14-15	2nd (-2.0)	4,495	2:20
30	5/11	MID	L, 16-6	Pérez, F (1-0)	Olivero, D (1-2)	-	14-16	2nd (-3.0)	5,363	2:56
31	5/12	MID	L, 6-1	Cushing J (1-0)	Tineo, M (0-3)	-	14-17	3rd (-4.0)	7,165	2:27
	5/13	MID	PPD							
32	5/14(1)	MID	W, 10-1	Albright, L (2-2)	Ginn, J (0-2)	-	15-17	-	0	1:40
33	5/14(2)	MID	L, 13-1	Tomioka, S (1-0)	Hill, J (0-3)	-	15-18	3rd (-4.0)	4,621	2:32
5/15		OFF								
34	5/16	@ FRI	L, 3-2	Church, M (2-2)	Goddard, J (1-1)	Starr, N (1)	15-19	3rd (-4.0)	10,019	2:30
35	5/17	@ FRI	L, 10-4	Leiter, J (2-2)	Olivero, D (1-3)	-	15-20	T-4th (-4.0)	2,890	2:27
36	5/18	@ FRI	L, 7-1	Garcia, R (1-3)	Bain, J (0-2)	-	15-21	5th (-4.0)	3,480	2:13
37	5/19	@ FRI	W, 2-1	Albright, L (3-2)	White, O (1-1)	Rice, J (2)	16-21	T-4th (-4.0)	5,943	2:24 (1:53)
38	5/20	@ FRI	L, 8-7 (10)	Kelly, A (2-0)	Stumpo, M (0-1)	-	16-22	T-4th (-5.0)	7,070	3:26
39	5/21	@ FRI	W, 3-1	Patrick, C (1-5)	Church, M (2-3)	Montes De Oca, C (2)	17-22	T-4th (-5.0)	6,306	2:32
5/22		OFF								
40	5/23	@ SA	L, 14-4	Bachar, L (2-0)	Olivero, D (1-4)	-	17-23	5th (-5.0)	5,054	2:48
41	5/24	@ SA	L, 4-3	Hernandez, N (3-1)	Montes De Oca, C (0-1)	-	17-24	5th (-5.0)	4,990	2:35
42	5/25	@ SA	L, 5-4	Kopps, K (3-0)	Otanez, M (1-1)	Jacob, A (1)	17-25	5th (-6.0)	3,549	2:35
43	5/26	@ SA	L, 8-2	Wolf, J (3-5)	Hill, J (0-4)	-	17-26	5th (-7.0)	4,124	2:57
44	5/27	@ SA	W, 1-0	Patrick, C (2-5)	Snider, D (0-3)	Saalfrank, A (1)	18-26	5th (-6.0)	4,828	2:30
45	5/28	@ SA	W, 9-3	Grammes, C (1-0)	Henry, H (1-2)	-	19-26	5th (-5.0)	3,530	2:46
5/29		OFF								
46	5/30	SPR	W, 7-1	Bain, J (1-2)	Gragg, L (0-3)	-	20-26	5th (-4.0)	4,179	2:11
47	5/31	SPR	W, 13-8	Stumpo, M (1-1)	Sawyer, L (1-2)	-	21-26	4th (-4.0)	4,177	3:03
48	6/1	SPR	W, 3-2	Grammes, C (2-0)	Pereira, W (3-3)	-	22-26	4th (-4.0)	4,690	1:54
49	6/2	SPR	PPD							
49	6/3 (1)	SPR	L, 5-4 (8)	Roycroft, C (1-0)	Backhus, K (0-1)	Granillo, A (2)	22-27	4th (-3.5)	-	2:26
50	6/3 (2)	SPR	W, 6-1 (7)	Olivero, D (2-4)	Hernandez, K (5-2)	-	23-27	4th (-4.0)	6,502	1:39
51	6/4	SPR	L, 6-5	Sawyer, L (2-2)	Grammes, C (2-1)	-	23-28	4th (-4.0)	5,636	2:44

