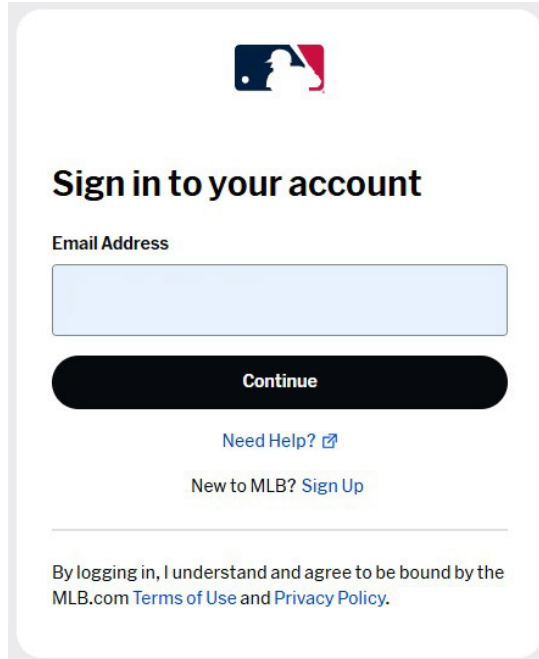



Step 1

Navigate to the account login page and type in your email address associated with an MLB account.





Sign in to your account

Email Address

Continue

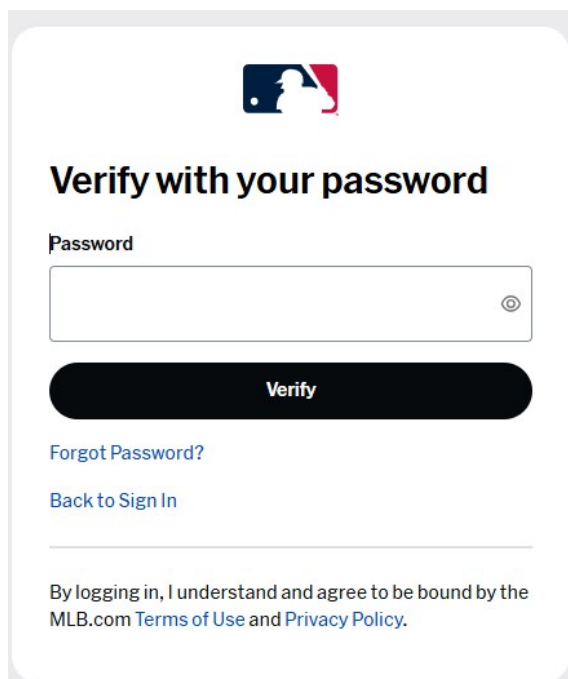
[Need Help?](#) [↗](#)


[New to MLB? Sign Up](#)

By logging in, I understand and agree to be bound by the MLB.com [Terms of Use](#) and [Privacy Policy](#).

Step 2

Click on the “Forgot Password” button.





Verify with your password

Password

Verify


[Forgot Password?](#)

[Back to Sign In](#)

By logging in, I understand and agree to be bound by the MLB.com [Terms of Use](#) and [Privacy Policy](#).

Step 3

You'll receive a code to your email address. Enter it in the next window.



Verify with your email

Enter the 6-digit code we sent to

Enter Code


Verify

[Back to Sign In](#)

By logging in, I understand and agree to be bound by the MLB.com [Terms of Use](#) and [Privacy Policy](#).

Step 4

Create a new password following the specific requirements.



Set a new MLB password

Password requirements:

- ✓ At least 8 characters
- ✓ A lowercase letter
- ✓ An uppercase letter
- ✓ A number

New password

Re-enter password


✓ Passwords must match

Set New Password

[Back to Sign In](#)

Step 5

Follow the instructions to set up the required security methods. Then you're all set!



Set up security methods

Add an extra layer of protection to keep your MLB account secure. You'll be able to use this method each time you sign in.

Required

Phone
Verify with a code sent to your phone

[Set up →](#)

[Back to Sign In](#)

By logging in, I understand and agree to be bound by the MLB.com [Terms of Use](#) and [Privacy Policy](#).