



**SOD
POODLES
BASEBALL
CLUB**

NEWS & NOTES

HODGETOWN

715 S. BUCHANAN ST

AMARILLO, TEXAS 79101

806-803-7762

TWITTER: @SODPOODLES

Sod Poodles Media Relations Department: Director, Cory Hilborne - CoryH@SodPoodles.com, 806-803-9614

Amarillo Sod Poodles (23-27, 53-66)

RHP Dylan Ray (2-2, 4.35 ERA)

VS.

Arkansas Travelers (30-21, 66-53)

RHP Logan Evans (8-4, 3.01 ERA)

Tuesday, August 27, 2024 • 6:35 PM CT • HODGETOWN • Radio: KVWE-102.9 FM • Game 120 • Home Game 57

UPCOMING GAMES

DAY	DATE	OPPONENT	PROBABLE PITCHERS	TIME (CT)	RADIO
Wed	Aug 28	vs. ARK	LHP Spencer Giesting (3-6, 5.28 ERA) vs. LHP Brandyn Garcia (0-2, 2.27 ERA)	6:35 PM	KVWE-102.9 FM
Thurs	Aug 29	vs. ARK	LHP Yu-Min Lin (3-5, 4.50 ERA) vs. LHP Reid VanScoter (5-7, 4.01 ERA)	6:35 PM	KVWE-102.9 FM
Fri	Aug 30	vs. ARK	RHP Joe Elbis (0-2, 4.61 ERA) vs. RHP Juan Mercedes (7-5, 2.99 ERA)	7:05 PM	KVWE-102.9 FM

ARK SEASON RESULTS

Date	Site	Result
5/28	@ ARK	W, 2-1
5/29	@ ARK	L, 0-1
5/30	@ ARK	L, 3-8
5/31	@ ARK	PPD
6/1 (1)	@ ARK	W, 4-2
6/1 (2)	@ ARK	L, 1-5
6/2	@ ARK	L, 0-2
8/27	vs. ARK	
8/28	vs. ARK	
8/29	vs. ARK	
8/30	vs. ARK	
8/31	vs. ARK	
9/1	vs. ARK	

DEALIN' RAY: Dylan Ray earned his second win of the year last Tuesday night. Both wins for the D-backs' no. 16-rated prospect have come against Corpus Christi. Ray set his season high for strikeouts with eight in the series opener against the Hooks last week, topping the six that he previously had done twice, including in his first appearance against the Hooks back on August 2nd. Ray is now 2-0 with a 2.82 ERA in August. Over 22.1 IP after Tuesday night he has 24 strikeouts while allowing 16 hits and seven earned runs.

HONOR ROLL: After finishing the week against Corpus hitting .409 (9-for-22) with five XBH and 6 RBI in five games played, A.J. Vukovich was named the Texas League Player of the Week. It was the first time this year that the former 119th overall pick had earned weekly honors and the second time in his Double-A career. Vukovich also earned weekly honors on September 10, 2023. Among his Texas League peers last week, Vukovich ranked inside the top 5 in eight different offensive categories including hits (1st), total bases (1st, 19), XBH (T-1st), OPS (2nd, 1.322), SLG (3rd, .864), HR (T-4th, 2), RBI (T-5th), and AVG (T-5th). Vukovich is one of six different Amarillo players to have earned Texas League Weekly honors this season. The last was Caleb Roberts, who was named Player of the Week on June 24th. Deyvison De Los Santos (April 29) was the other Sod Poodles position player to be named TL POTW. **Vukovich was one of three different D-backs' minor leaguers to earn awards announced by MLB yesterday. Tim Tawa was named the Pacific Coast League Player of the Week for Triple-A Reno, and RHP Roman Angelo was named the Northwest League Pitcher of the Week for High-A Hillsboro.**

ARK SERIES CAPSULE

2024 at Home: 0-0
2024 on Road: 2-4
All-Time at Home: 10-8
All-Time on Road: 12-13
All-Time Totals: 22-21

ROCKET RECAP: Caleb Roberts put together a memorable series against the Hooks last week. The former North Carolina Tar Heel ended the series hitting .400 (6-for-15) with three home runs, six RBI, and four walks. He led Double-A last week in SLG (1.067), and carried the highest OPS (1.593), and his three home runs were tied for the second-most in Double-A. One of his three home runs provided Amarillo their fifth walk-off win of the season, and he is still the only Sod Poodle to have hit a walk-off home run this year; something he has done twice now in 2024. The other two home runs hit by Roberts were a part of back-to-back home runs, and he has been involved in all three instances Amarillo has gone back-to-back in 2024. Roberts is up to 33 home runs during his Amarillo career, the fourth most in franchise history.

HODGEBALL: With the six combined home runs on Saturday night by both teams, Amarillo and Corpus hit 26 home runs during their five-game series last week. It is the most home runs hit in a series Amarillo has been apart of this year. The previous high was 19 which the Sod Poodles and Corpus surpassed with Roberts' walk-off blast on Friday.

MEAN JEAN THE BASE TROTTER MACHINE: Jean Walters started Amarillo's comeback last Friday night with a leadoff home run in the bottom of the ninth inning. It was his first Double-A home run and his first trip around the bases since hitting a solo home run with High-A Hillsboro on June 28th. The switch hitter finished the game with a team-high three hits, going 3-for-4 with a triple to go along with his homer. In 230 career minor league games, Friday night was just his fourth professional home run and his 12th game with 3+ hits.

TWOKOVICH: A.J. Vukovich hit his team-leading 25th double on Friday night and is tied for the fifth-most doubles in the Texas League. His 25 two-bagges are the eighth-most by any D-backs minor leaguer this year and he now has 44 for his Double-A career, which trail Tim Tawa by six for the most ever by an Amarillo player. Vukovich currently ranks inside the top five in a handful of offensive categories in the Texas League this year including: 1st in RBI (73), 2nd in total bases (190), T-2nd in XBH (44), T-4th in home runs (16), and T-5th in hits (111).

THRICE AS NICE: With his eighth inning solo homer in Thursday's game, Kristian Robinson became the first Sod Poodle to hit a home run in three straight games this year and one of seven players who have done it this season across the Texas League. Springfield's Matt Lloyd had a home run in four straight games from June 22-26 to lead that category. Robinson was the last Sod Poodle to homer in three straight games when he did so in the final two games of the regular season last year and hit one in game one of the Texas League South Division Championship Series. Caleb Roberts is the only Sod Poodles player to ever hit a home run in four straight games when he did so from June 30-July 3, 2023.

SO NICE HE DID IT TWICE: Ivan Melendez made it back-to-back games with a home run to start the series against Corpus Christi. For Melendez, it is the 20th home run of his season after leading the D-backs farm system with 30 a year ago. The D-backs no. 23-rated prospect broke his tie with Caleb Roberts and now sits alone in fourth place for the most home runs in Sod Poodles' history with 32. He is three away from tying Deyvison De Los Santos for the third all-time. Of the now 16 times an Amarillo player has homered in consecutive games, Melendez has done it five times with his last coming on June 21-22nd against San Antonio.

SPENCE YOU BEEN HERE: LHP Spencer Giesting turned in his third quality start in 10 tries with Amarillo and holding the Hooks to one run on three hits over six magnificent innings Wednesday night. The D-backs' no. 27-rated prospect set his Double-A high with eight strikeouts, topping his previous best of seven which he had on July 28th against Wichita. Wednesday night was his 12th quality start in his last 26 games dating back to August 16, 2023 when he was in Hillsboro. During the same span, Giesting is 13-9 and carries a 3.24 ERA. His 13 wins during the span are tied for the most in all Minor League Baseball and his 150.1 IP rank sixth and his .218 BAA is the 10th best.

EVERYONE HITS: All nine Amarillo starters collected a hit in the 21-hit outburst on Wednesday night including a four-hit night from Ivan Melendez. Eight of the nine had a multi-hit effort with Neyfy Castillo and Andy Weber having three-hit games. All nine starters crossed the plate as well. It was the fourth time Amarillo had everyone in the starting lineup have at least one hit, the last coming on August 6 at home against NW Arkansas. It was the second time all nine starters scored a run, the only other time occurring on June 18 against San Antonio. It was the 39th and 10th time respectively Amarillo has accomplished both since 2019. With Kristian Robinson having just the one hit, the only time Amarillo has had all nine starters have a multi-hit game remains May 8, 2022.

SOD POODLES BREAKDOWN

At Home: 26-30
On the Road: 27-36
Night Games: 49-57
Day Games: 4-9
vs. RHP Starters: 37-55
vs. LHP Starters: 16-11
First Half: 30-39
Second Half: 23-27
April: 8-14
May: 14-12
June: 10-17
July: 10-13
August: 11-10
September: 0-0
Monday: 0-1
Tuesday: 14-5
Wednesday: 9-9
Thursday: 7-12
Friday: 11-10
Saturday: 7-15
Sunday: 5-14

Scoring First: 34-19
Opponent Scoring First: 19-47
Extra Innings: 5-6
Doubleheaders: 2-4
Commit An Error: 17-39
Commit No Errors: 36-26
Walk-Off Wins: 5
Walk-Off Losses: 4

vs. North 1st Half: 13-11
vs. South 1st Half: 17-28
vs. North 2nd Half: 10-11
vs. South 2nd Half: 13-16

Scoring 4+ Runs: 46-22
Opp. Scoring 4+ Runs: 21-51
Scoring 3 Or Fewer Runs: 7-44
Opp. Scoring 3 Or Fewer Runs: 32-15
Out-Hit Opponent/Tie: 46-22
Out-Hit By Opponent: 7-44
Lead After 6: 41-4
Trail After 6: 7-56
Tied After 6: 5-6
Lead After 7: 45-2
Trail After 7: 4-57
Tied After 7: 4-7
Lead After 8: 44-2
Trail After 8: 2-56
Tied After 8: 4-4

Series (W-L-T): 4-7-10
Game 1: 15-6
Game 2: 9-12
Game 3: 8-13
Game 4: 10-9
Game 5: 7-12
Game 6: 4-14
Series Sweeps: 1
Series Been Swept: 1

LEAGUE STANDINGS

2024 TEXAS LEAGUE 2ND HALF			
North (W-L-PCT-GB)			
*SPRINGFIELD	33-18	.647	-
ARKANSAS	30-21	.588	3.0
NW ARKANSAS	25-25	.500	7.5
TULSA	23-27	.460	9.5
WICHITA	20-31	.392	13.0
South (W-L-PCT-GB)			
MIDLAND	30-21	.588	-
*FRISCO	28-23	.549	2.0
AMARILLO	23-27	.460	6.5
SAN ANTONIO	23-27	.460	6.5
CORPUS CHRISTI	17-32	.347	12.0
2024 TEXAS LEAGUE OVERALL			
North (W-L-PCT-GB)			
*SPRINGFIELD	70-50	.583	-
ARKANSAS	66-53	.555	3.5
NW ARKANSAS	60-59	.504	9.5
TULSA	57-62	.479	12.5
WICHITA	51-69	.425	19.0
South (W-L-PCT-GB)			
*FRISCO	72-48	.600	-
MIDLAND	70-50	.583	2.0
SAN ANTONIO	54-64	.458	17.0
AMARILLO	53-66	.445	18.5
CORPUS CHRISTI	43-75	.364	28.0

* Clinched 1st half # Clinched 2nd Half

TEAM LEADERS

AVG: .265 - Vukovich
HITS: 111 - Vukovich
2B: 25 - Vukovich
TRIPLES: 4 - Roberts
HOME RUNS: 20 - Melendez
RBI: 73 - Vukovich
OPS: .792 - Roberts
SB: 9 - Roberts & Robinson
SO (P): 78 - Lin, Y
SAVES: 10 - Stumpo
ERA: 4.78 - File
WINS: 6 - Corcoran

HOME ATTENDANCE

Last: 5,013
Total: 281,207
Average: 5,208
No. of Sellouts: 18

STARTING PITCHER



#21 DYLAN RAY - RHP

HEIGHT: 6'3" WEIGHT: 230 B/T: R/R AGE: 23 (5/9/2001 in Huntsville, AL)
12 G **2-2** **51/23 K/BB** **4.35 ERA**

LAST WIN: 8/20/24 vs. CC **LONGEST 2024 OUTING:** 6.0 IP (8/8 vs. NWA)
LAST HOME RUN ALLOWED: 8/14/24 @ SA (Robert Perez Jr., 5th Inning, Solo) **CAREER VS. ARK:** 2 G, 0-1, 24.30 ERA, 7.2 IP, 9 H, 10 R, 10 ER, 3 HR, 11 K, 8 BB

- Selected by the Arizona Diamondbacks in the fourth round (108th overall) in the 2022 MLB Draft out of the University of Alabama.
- Currently ranked as the D-backs' no. 16-rated prospect.
- Made his professional debut on August 13, 2022 with the Arizona Complex League...appeared in two games in the ACL, working 2.0 IP without a hit allowed.
- Appeared in the final six games of his rookie season with Low-A Visalia, going 0-3 with a 7.71 ERA.
- Began the 2023 season with High-A Hillsboro and earned his first professional win on April 27 against Tri-City (5.0 IP, 3 H, ER, BB, 9 K).
- Was named NWL League Pitcher of the Month in July, 2023, after going 4-0 with a 0.72 ERA...Worked 25.0 IP with 13 H, 2 ER, 26 K, 5 BB.
- Made two postseason starts for Amarillo in 2023 where he went 0-0 with a 7.88 ERA over 8.0 IP (10 H, 7 ER, 5 HR, 9 K, 4 BB)
- Finished last season fifth among all qualified D-backs farm hands with his 4.37 ERA while his 1.24 WHIP ranked second...T-3rd in K (138).
- Earned the first quality start of his Double-A career on August 8, 2024 against the NW Arkansas Naturals (6.0 IP, 3 H, 3 ER, HR, 5 K, BB).

CAREER STATS (REGULAR SEASON)

YEAR	TEAM	W-L	ERA	G	GS	CG	SHO	IP	H	R	ER	HR	HB	BB	SO	WP	GIDP	BAA
2022	ACL D-backs (RK)	0-0	0.00	2	2	0	0	2.0	0	0	0	0	0	1	3	0	0	.000
	Visalia (A-)	0-3	7.71	6	6	0	0	11.2	16	14	10	5	1	3	14	0	0	.314
2023	Hillsboro (A+)	7-6	3.81	22	22	0	0	99.1	84	43	42	8	4	32	123	5	6	.229
	Amarillo (AA)	1-2	8.36	3	3	0	0	14.0	17	14	13	3	2	8	15	0	0	.309
2024	ACL D-Backs (Rk)	0-0	0.00	1	1	0	0	2.2	2	0	0	0	0	1	6	0	0	.222
	Amarillo (AA)	2-2	4.35	12	12	0	0	52.1	49	29	25	10	3	23	51	3	7	.268
MINOR LEAGUE TOTALS		10-13	4.47	46	46	0	0	182.0	170	100	90	26	10	68	212	8	13	.251

2024 HIGHS (AMA)

INNINGS: 6.0 (8/8 vs. NWA)
HITS: 9 (7/21 vs. SPR)
RUNS: 6 (7/27 vs. WCH)
EARNED RUNS: 5 (7/27 vs. WCH)
STRIKEOUTS: 8 (8/20 vs. CC)
WALKS: 3 (4x, Last 8/20 vs. CC)
HOME RUNS: 3 (7/27 vs. WCH)
CONSECUTIVE WINS: 1 (2x, Last 8/20 vs. CC)
CONSECUTIVE LOSSES: 1 (2x, Last: 7/27 vs. WCH)
SHORTEST START: 2.2 (2x, Last 6/18 vs. SA)
PITCHES THROWN: 99 (8/20 vs. CC)

CAREER HIGHS

INNINGS: 7.0 (2x, Last: 7/27/23 @ TRI (A+))
HITS: 9 (7/21/24 vs SPR)
RUNS: 9 (9/6/23 @ ARK)
EARNED RUNS: 9 (9/6/23 @ ARK)
STRIKEOUTS: 9 (2x, Last: 8/13/23 @ SPO (A+))
WALKS: 4 (2x, Last: 9/6/23 @ ARK)
HOME RUNS: 4 (9/19/23 vs SA)
WINS (SEASON): 8 (2023, Two Teams)
LOSSES (SEASON): 8 (2023, Two Teams)
SHORTEST START: 0.1 (5/11/23 @ SPO (A+))
PITCHES THROWN: 102 (8/31/23 vs MID)

2024 SPLITS (AMA)

VS. R: .277/.358/.479, 33 H, 6 2B, 6 HR, 14 RBI, 27 K, 12 BB
VS. L: .253/.349/.440, 19 H, 4 HR, 10 RBI, 24 K, 11 BB
W/ RISP: .209/.306/.326, 9 H, HR, 2 2B, 13 RBI, 10 K, 6 BB
HOME: 6 G, 1-1, 5.54 ERA, 26.0 IP, 32 H, 16 ER, 6 HR, 24 K, 11 BB
ROAD: 6 G, 1-1, 3.16 ERA, 26.1 IP, 17 H, 9 ER, 5 HR, 27 K, 12 BB
NIGHT: 12 G, 2-2, 4.35 ERA, 49 H, 25 ER, 10 HR, 61 K, 23 BB
DAY: --
TEAM W/L IN STARTS: 7-5

OPPOSING STARTER - RHP LOGAN EVANS (8-4, 3.01 ERA)

CAREER VS. AMA: G, 1-0, 0.00 ERA, 6.0 IP, 3 H, 6 K, BB

BATTER-PITCHER MATCH-UPS (ACTIVE ROSTER, 2024)

SOD POODLES VS. EVANS:									TRAVELERS VS. DYLAN RAY:								
PLAYER	H	AB	AVG	XBH	HR	RBI	BB	SO	PLAYER	H	AB	AVG	XBH	HR	RBI	BB	SO
Cintron, J	1	3	.333	0	0	0	0	0	Anchia, J	-	-	---	-	-	-	-	-
Vukovich, A	0	1	.000	0	0	0	1	0	Ford, H	-	-	---	-	-	-	-	-
Melendez, I	0	2	.000	0	0	0	0	1	Polcovich, K	-	-	---	-	-	-	-	-
Roberts, C	1	2	.500	1	0	0	0	0	Rambusch, B	-	-	---	-	-	-	-	-
Robinson, K	-	-	---	-	-	-	-	-	Ramierz, B	-	-	---	-	-	-	-	-
Walters, J	-	-	---	-	-	-	-	-	Rodden, B	-	-	---	-	-	-	-	-
Weber, A	-	-	---	-	-	-	-	-	Williamson, B	-	-	---	-	-	-	-	-
Valdez, J	-	-	---	-	-	-	-	-	Windish, H	-	-	---	-	-	-	-	-
D'Orazio, J	-	-	---	-	-	-	-	-	Young, C	-	-	---	-	-	-	-	-
Cerda, C	-	-	---	-	-	-	-	-	Labrada, V	-	-	---	-	-	-	-	-
Graham, K	-	-	---	-	-	-	-	-	Oliva, J	-	-	---	-	-	-	-	-
									Rodriguez, A	-	-	---	-	-	-	-	-



#13 CHRISTIAN CERDA - C **2024 HIGHS (HIL):** Hits - 4, Runs - 2, RBI - 3, HR - 2, 2B - 2, 3B --, BB - 3, K - 4, SB - 1

HEIGHT: 6'1"		WEIGHT: 190		B/T: R/R		AGE: 21 (12/27/2002 in Bronx, NY)					2024 SPLITS: A+ HIL							
G	AVG	OBP	SLG	AB	R	H	2B	3B	HR	RBI	BB	SB/ATT	SO	V. RHP	V. LHP	HOME	AWAY	RISP
88	.243	.364	.332	292	46	71	11	-	5	36	55	4/7	62	.252	.212	.209	.281	.207

LAST GAME: 0-for-3, K **LAST HOME RUN:** 8/13 @ A+ EUG **CURRENT HITTING:** 0
ARK SERIES: **LAST MULTI-HIT GAME:** 8/20 vs. A+ SPO (2-for-4) **SEASON LONG HITTING:** 6 (A+ HIL)
CC SERIES: 0-for-3, K **CURRENT ON-BASE:** 0
SEASON-LONG ON-BASE: 18 (A+ HIL)

- Born in the Bronx, NY but signed a minor league deal with the Tampa Bay Rays at 16 years old out of the Dominican Republic for \$325,000.
- Appeared in 42 games in the Dominican Summer League during 2021 and made his stateside MiLB debut during the 2022 season.
- Traded from the Rays to the Diamondbacks on July 30, 2022 for David Peralta...Appeared in 15 games in the Arizona Complex league for Arizona.
- Made his full-season debut in 2023 when he split time between Low-A Visalia and High-A Hillsboro...93 walks were 2nd among all MiLB catchers (Harry Ford, 103)
- Was named a 2023 Organizational All-Star by MiLB.com after slashing .247/.402/.397 in a career-high 108 games between Visalia and Hillsboro.
- Comes to Amarillo after having played 88 games with Hillsboro where he hit .243 (11 2B, 5 HR, 36 RBI)...**NWL Player of the Week for 7/30-8/3.**
- Currently ranked as the D-backs' no. 29-rated prospect and the third-highest rated catching prospect in the organization.**

#4 JANCARLOS CINTRON - INF **2024 HIGHS:** Hits - 4 Runs - 3, RBI - 4, HR - 1, 2B - 2, 3B - 1, BB - 2, K - 2, SB - 1

HEIGHT: 5'8"		WEIGHT: 175		B/T: R/R		AGE: 29 (12/1/1994 in Bayamon, P.R.)					2024 SPLITS:							
G	AVG	OBP	SLG	AB	R	H	2B	3B	HR	RBI	BB	SB/ATT	SO	V. RHP	V. LHP	HOME	AWAY	RISP
64	.250	.299	.342	260	38	65	13	1	3	31	15	4/7	41	.255	.234	.310	.201	.281

LAST GAME: 0-for-4, K **LAST HOME RUN:** 7/24 vs. WCH off Adams (2-Run) **CURRENT HITTING:** 0
ARK SERIES: **LAST MULTI-HIT GAME:** 8/13 @ SA (2-for-5) **SEASON LONG HITTING:** 13
CC SERIES: 0-for-4, K **CURRENT ON-BASE:** 0
SEASON-LONG ON-BASE: 13

- Signed by the Arizona Diamondbacks on June 22, 2017 as a minor league free agent.
- Has appeared in 194 career games with Amarillo since 2021, hitting .257 (39 2B, 15 HR, 3B, 97 RBI, 43 BB).**
- In 65 games with Triple-A Reno in 2022, hit .353 (21 2B, 3 3B, 3 HR, 29 RBI, 16 BB)...Led the D-backs system hitting .338 in 103 games.
- Hit .311 in 38 games with Amarillo in 2022 (13 2B, 4 HR, 30 RBI, 9 BB).
- Won a PCL Championship with Reno in 2022 & then won a 2023 Texas League Championship with Amarillo hitting .391 in six games.
- Had a 13-game hit streak from July 20 through August 6 which was the longest of his professional career.**
- Tied his single-game career-high with a four hit game against NWA on Aug. 6...three total 4-hit games in 599 career games.**

#2 J.J. D'ORAZIO - C **2024 HIGHS:** Hits - 3, Runs - 2, RBI - 4, HR - 1, 2B - 2, 3B --, BB - 2, K - 3, SB --

HEIGHT: 6'1"		WEIGHT: 170		B/T: R/R		AGE: 22 (12/28/2001 in Maracay, VEN)					2024 SPLITS:							
G	AVG	OBP	SLG	AB	R	H	2B	3B	HR	RBI	BB	SB/ATT	SO	V. RHP	V. LHP	HOME	AWAY	RISP
72	.214	.283	.317	252	32	54	11	-	5	25	23	0/1	61	.203	.243	.242	.183	.205

LAST GAME: 0-for-1, K **LAST HOME RUN:** 8/21 vs. CC off Hicks (3-Run) **CURRENT HITTING:** 0
ARK SERIES: **LAST MULTI-HIT GAME:** 8/21 vs. CC (2-for-5) **SEASON LONG HITTING:** 3
CC SERIES: 2-for-6, HR, 2B, 4 RBI, 2 R, 3 K **CURRENT ON-BASE:** 0
SEASON-LONG ON-BASE: 7

- Traded to the Arizona Diamondbacks from the Toronto Blue Jays on Sept. 1, 2021 along with LHP Yaifer Perdomo as the PTBNL in the Joakim Soria trade.
- Hit just two home runs during his first two professional seasons in the Blue Jays system (74 games)...**Has hit 16 in 263 games with ARI.**
- Had a hit in 20 of his first 37 Double-A games with 8 XBH...**First 3-hit night with Amarillo on July 29, 2023 at Midland.
- Ranked in the top 10 in the D-backs farm system in 2023 in: 2B (23, T-5th), hits (110, 8th), and AVG (.276, 9th).**
- Hit his first Double-A homer on August 27, 2023 on the road in San Antonio...Was a three-run shot in the top of the 9th inning.
- Appeared in five games during Spring Training with ARI, hitting .200 (1-for-5) with a walk and two strikeouts.

#25 KEVIN GRAHAM - OF **2024 HIGHS:** Hits - 4, Runs - 3, RBI - 2, HR - 1, 2B - 2, 3B - 1, BB - 3, K - 4, SB - 1

HEIGHT: 6'1"		WEIGHT: 195		B/T: L/R		AGE: 25 (8/12/1999 in O'Fallon, MO)					2024 SPLITS:							
G	AVG	OBP	SLG	AB	R	H	2B	3B	HR	RBI	BB	SB/ATT	SO	V. RHP	V. LHP	HOME	AWAY	RISP
79	.225	.311	.332	262	42	59	15	2	3	25	30	5/5	92	.250	.079	.267	.190	.185

LAST GAME: 1-for-4, 2B, RBI, 2 K **LAST HOME RUN:** 6/28 @ TUL off Meador (Solo) **CURRENT HITTING:** 1
ARK SERIES: **LAST MULTI-HIT GAME:** 8/21 vs. CC (2-for-4) **SEASON LONG HITTING:** 7
CC SERIES: 3-for-11, 2B, RBI, 2 BB, R, 2 K **CURRENT ON-BASE:** 4
SEASON-LONG ON-BASE: 7

- Drafted by the Arizona Diamondbacks in the 14th round of the 2022 MLB Draft out of Ole Miss.
- Played in 27 games after being drafted between the Arizona Complex League and Low-A Visalia where he hit .235 (23-for-98, 2 2B, 3B, 5 HR, 17 RBI).
- His first professional hit was a two-run home run in his second game with Visalia off Joseph Hernandez (Modesto).**
- After starting the season 6-for-50 over his first 15 games he ended the year hitting .354 (17-for-48, 3 HR, 2B, 3B, 9 RBI) over the final 12 games.
- Spent the majority of the 2023 season with High-A Hillsboro hitting .252 in 63 games.
- Tied a career-high four hit game on 4/7 vs. SA (4-for-4, 2B, 2 RBI, 2 R)...**First 4-hit game came on August 6, 2023 with Hillsboro against Vancouver.
- Hit his first Double-A home run on the road in Midland on April 14th off Royber Salinas (3rd inning, solo).

#43 IVAN MELENDEZ - INF **2024 HIGHS:** Hits - 4, Runs - 3, RBI - 4, HR - 2, 2B - 1, 3B - 1, BB - 2, K - 4, SB - 1

HEIGHT: 6'3"		WEIGHT: 225		B/T: R/R		AGE: 24 (1/24/2000 in El Paso, TX)					2024 SPLITS:							
G	AVG	OBP	SLG	AB	R	H	2B	3B	HR	RBI	BB	SB/ATT	SO	V. RHP	V. LHP	HOME	AWAY	RISP
94	.240	.318	.440	350	51	84	8	1	20	44	32	3/4	119	.256	.196	.244	.237	.193

LAST GAME: 0-for-5, 4 K **LAST HOME RUN:** 8/21 vs. CC off Robaina (3-Run) **CURRENT HITTING:** 0
ARK SERIES: **LAST MULTI-HIT GAME:** 8/21 vs. CC (4-for-5) **SEASON LONG HITTING:** 7
CC SERIES: 6-for-22, 2 HR, 5 RBI, 3 R, 9 K **CURRENT ON-BASE:** 0
SEASON-LONG ON-BASE: 9

- Selected by the Arizona Diamondbacks in the 2nd round (#43 overall) of the 2022 MLB Draft out of the University of Texas.
- Currently ranked as the D-backs' no. 23-rated prospect**
- Began 2023 with High-A Hillsboro where he hit .270 in 58 games while setting the Hops single-season franchise-record with 18 HR...Was named NWL Player of the Week on June 25 after becoming the first Hops player to hit for the Cycle at Ron Tonkin Field on June 23 vs Everett.
- Led the D-backs' system with 30 HR and was T-6th in all MiLB in 2023... One of just 14 players to ever have a 30+ HR season in the ARI farm system.**
- Appeared in 38 games for Amarillo in 2023, hitting .278 with 12 home runs, five doubles, a triple, and 33 RBI before being placed on the IL on Sept. 6.
- Was named the D-backs Minor League Player of the Year in 2023.**
- 1st among active players in the Texas League with 20 HR ...32 career HR with Amarillo which is the fourth most in franchise history.**

#7 CALEB ROBERTS - C 2024 HIGHS: Hits - 3, Runs - 3, RBI - 4, HR - 2, 2B - 2, 3B - 1, BB - 3, K - 3, SB - 2

HEIGHT: 6'1" WEIGHT: 195 B/T: L/R AGE: 24 (2/9/2000 in West Palm Beach, FL) 2024 SPLITS:

G	AVG	OBP	SLG	AB	R	H	2B	3B	HR	RBI	BB	SB/ATT	SO	V.RHP	V.LHP	HOME	AWAY	RISP
96	.244	.343	.449	356	56	87	17	4	16	54	48	9/11	102	.234	.277	.296	.206	.235

LAST GAME: 2-for-3, HR, 2 RBI, 2 BB, 2 R, K **LAST HOME RUN:** 8/24 vs. CC off Guilfoil (Solo)
ARK SERIES: **LAST MULTI-HIT GAME:** 8/24 vs. CC (2-for-3)
CC SERIES: 6-for-15, 3 HR, 2B, 6 RBI, 4 BB, 4 R, 4 K **CURRENT HITTING:** 2
SEASON LONG HITTING: 6
CURRENT ON-BASE: 6
SEASON-LONG ON-BASE: 11

- 👉 Became the first Sod Poodle to ever homer in four straight games, doing so from June 30 - July 3, 2023...**Has hit 33 home runs after 6/25/23 (160 G)** including his first career grand slam on July 3...It was Amarillo's second in 2023, and the 13th overall in franchise-history.
- 👉 Logged his second multi-HR game of the season on September 1 vs Midland...Set his single-season career-high for HR during the performance.
- 👉 Named Texas League Player of the Week for June 26 - July 2, 2023 after hitting .438 (7-for-16) with 3 HR, 2 2B, 4 RBI, 3 BB, .550 OBP, 1.125 SLG vs. TUL.
- 👉 Set a career-high with a four-hit game on August 1, 2023 vs. CC where he fell a home run shy of the cycle.
- 👉 Set Amarillo's single-season OBP record in 2023, reaching base at a .382 clip...**Is the franchise's All-Time leader in triples with 13.**
- 👉 Was placed on the AMA IL on April 16...Returned on April 25th and had his first 3-hit night of the season on 4/28 @ FRI (3-for-4).

#8 KRISTIAN ROBINSON - OF 2024 HIGHS: Hits - 3, Runs - 3, RBI - 4, HR - 1, 2B - 1, 3B - 1, BB - 4, K - 4, SB - 2

HEIGHT: 6'3" WEIGHT: 190 B/T: R/R AGE: 23 (12/11/2000 in Nassau, Bahamas) 2024 SPLITS:

G	AVG	OBP	SLG	AB	R	H	2B	3B	HR	RBI	BB	SB/ATT	SO	V.RHP	V.LHP	HOME	AWAY	RISP
94	.211	.341	.340	294	43	62	9	1	9	36	56	9/13	129	.207	.222	.199	.222	.247

LAST GAME: 0-for-3, BB, K **LAST HOME RUN:** 8/22 vs. CC off Fleury (Solo)
ARK SERIES: **LAST MULTI-HIT GAME:** 8/6 vs. NWA (2-for-4)
CC SERIES: 3-for-17, 3 HR, 4 RBI, 3 BB, 4 R, 9 K **CURRENT HITTING:** 0
SEASON LONG HITTING: 7
CURRENT ON-BASE: 8
SEASON-LONG ON-BASE: 9

- 👉 Signed by the Arizona Diamondbacks as an international free agent in July 2017 for \$2.5 Million.
- 👉 Was at one point the No. 1 prospect in the org and #43 in all of baseball.
- 👉 Missed the 2021-2022 seasons after dealing with legal issues and visa concerns.
- 👉 Was optioned to Low-A Visalia from the D-backs 40-man roster on May 29, 2023 and appeared in 43 games hitting .288 (18 XBH, 26 RBI).
- 👉 Appeared in High-A for the first time after a promotion on July 13th and hit .265 in 10 games (2 HR, 6 RBI) before being DFA on 8/12.
- 👉 Had three straight games with a home run on 9/16-17 vs Frisco & 9/19 vs SA and **seven home runs over his last 13 games played in 2023**
- 👉 Played in all six postseason games in 2023, hitting .368 with two HR, seven RBI...**10 MLB ST games in 2024 (.200, HR, 3 RBI, 4 BB, 3 R, 4 K)**

#9 - JESUS VALDEZ - INF 2024 HIGHS: Hits - 3, Runs - 3, RBI - 3, HR - 1, 2B - 1, 3B - 1, BB - 2, K - 3, SB - 1

HEIGHT: 5'9" WEIGHT: 175 B/T: R/R AGE: 26 (12/29/1997 in Bani, Dominican Republic) 2024 SPLITS:

G	AVG	OBP	SLG	AB	R	H	2B	3B	HR	RBI	BB	SB/ATT	SO	V.RHP	V.LHP	HOME	AWAY	RISP
54	.234	.313	.373	158	23	37	8	1	4	13	18	2/3	55	.189	.340	.233	.236	.222

LAST GAME: 1-for-4, HR, 2 RBI, R, K **LAST HOME RUN:** 8/24 vs. CC off Guilfoil (2-Run)
ARK SERIES: **LAST MULTI-HIT GAME:** 8/21 vs. CC (2-for-5)
CC SERIES: 3-for-17, HR, 2 RBI, 2 R, 5 K **CURRENT HITTING:** 1
SEASON LONG HITTING: 8
CURRENT ON-BASE: 1
SEASON-LONG ON-BASE: 8

- 👉 Originally signed by the Los Angeles Dodgers to a minor league contract on July 3, 2017
- 👉 Appeared in 60 games with the DSL Dodgers in 2018, hitting .230 with 11 doubles, four triples, six home runs, and 27 RBI
- 👉 Was traded to the Pittsburgh Pirates on August 31, 2018 for David Freese
- 👉 Appeared in 81 games in the Pirates organization between 2019-2021 where he hit .269 with 13 doubles, a triple, 10 home runs, and 42 RBI
- 👉 Signed by the Arizona Diamondbacks on Oct. 25, 2022 and assigned to Hillsboro...In 65 games with the Hops, hit .233 (12 2B, 4 3B, 10 HR, 38 RBI).
- 👉 Hit a HR in his first appearance as a position player with Amarillo on 8/13/23 @ TUL...Went 3-for-5 with three RBI.
- 👉 **Had an XBH in 7 straight games from July 9-26th...The most consecutive games with an XBH in the Texas League in 2024...Had 4 XBH in first 40 G**
- 👉 Appeared in 9 games with Triple-A Reno after a promotion on 7/27/24...hit .414 (12-for-29) with two home runs and five RBI.

#19 A.J. VUKOVICH - OF 2024 HIGHS: Hits - 4, Runs - 3, RBI - 4, HR - 2, 2B - 2, 3B - 1, BB - 2, K - 4, SB - 1

HEIGHT: 6'5" WEIGHT: 210 B/T: R/R AGE: 23 (7/20/2001 in Mukwonago, WI) 2024 SPLITS:

G	AVG	OBP	SLG	AB	R	H	2B	3B	HR	RBI	BB	SB/ATT	SO	V.RHP	V.LHP	HOME	AWAY	RISP
109	.265	.326	.453	419	52	111	25	3	16	73	38	6/9	140	.245	.324	.265	.265	.339

LAST GAME: 2-for-5, HR, 2 RBI, R, K **LAST HOME RUN:** 8/24 vs. CC off Guilfoil (Solo)
ARK SERIES: **LAST MULTI-HIT GAME:** 8/24 vs. CC (2-for-5)
CC SERIES: 9-for-22, 2 HR, 2 2B, 3B, 6 RBI, 2 BB, 5 R, 5 K **CURRENT HITTING:** 6
SEASON LONG HITTING: 7
CURRENT ON-BASE: 6
SEASON-LONG ON-BASE: 12

- 👉 After being drafted 119th overall out of high school, he made his pro debut with Low-A Visalia on 5/4/2021.
- 👉 Hit the first Grand Slam for Amarillo in 2023 (6/4 vs SPR) and was the first AMA player in 2023 with a multi-HR effort in the same game (2, 6/10 @ MID)
- 👉 First Sod Poodles player ever with multiple Grand Slams in the same season and one of two players to hit multiple GS for Amarillo (Eduardo Diaz)
- 👉 **Became just the second player in Sod Poodles history with a three-HR game**, doing so on July 3 vs TUL joining Edward Olivares (May 5, 2019)...
 It was the first three-HR game of his professional career. He also set a career-high with seven RBI which also tied the Sod Poodles franchise-high (Dominic Fletcher, 5/8/2022).
- 👉 His 24 home runs last year were the third most in a single season in team history and he **set the team's single-season RBI record on 9/9 @ ARK.**
- 👉 **Joined Leandro Cedeño, Tim Tawa, and Deyvison De Los Santos as the 4th member of AMA's 30 HR club on May 10, 2024 in Corpus Christi**
- 👉 **Amarillo's all-time RBI leader with 178.**

#11 JEAN WALTERS - INF 2024 HIGHS: Hits - 3, Runs - 2, RBI - 2, HR - 1, 2B - 1, 3B - 1, BB - 1, K - 3, SB - 1









HEIGHT: 5'11" WEIGHT: 155 B/T: S/R AGE: 23 (8/13/2001 in Matanzas, Cuba) 2024 SPLITS:

G	AVG	OBP	SLG	AB	R	H	2B	3B	HR	RBI	BB	SB/ATT	SO	V.RHP	V.LHP	HOME	AWAY	RISP
21	.222	.240	.319	72	7	16	2	1	1	9	2	2/3	16	.220	.231	.225	.219	.263

LAST GAME: 1-for-3, BB, R **LAST HOME RUN:** 8/23 vs. CC off Rodriguez (Solo)
ARK SERIES: **LAST MULTI-HIT GAME:** 8/23 vs. CC (3-for-4)
CC SERIES: 5-for-17, HR, 3B, RBI, BB, 3 R, 4 K **CURRENT HITTING:** 2
SEASON LONG HITTING: 4
CURRENT ON-BASE: 2
SEASON-LONG ON-BASE: 4

- 👉 Signed by the Arizona Diamondbacks as a minor league free agent on February 29, 2020 as an 18-year-old.
- 👉 Made his professional debut during the 2021 season at the Arizona Complex League, hitting .342 in 22 games (0 XBH, 9 RBI, 8 BB, SB, 10 K).
- 👉 Jumped to Low-A Visalia for the start of the 2022 season where he hit .198 in 72 games (5 2B, 3 3B, 19 RBI, 16 BB, 5 SB, 58 K)...Finished the year in the ACL
- 👉 Played his first 36 games of the 2023 season in the Complex League (.341, 10 2B, 2 3B, 2 HR, 28 RBI)... Hit his first pro homer in his first game on 6/5/23.
- 👉 Played 11 games with High-A Hillsboro and his last game of 2023 was with Triple-A Reno on September 12, 2023 (0-for-4, K).
- 👉 Started the 2024 season back with Hillsboro, hitting .293 in 55 games (6 2B, 3 3B, HR, 15 RBI, 13 BB)...Hit his first full-season HR on 6/28 @ VAN (Solo).
- 👉 Had a 9-game hit streak from 6/25-7/5 that included three multi-hit games and one of four 4-hit games of his career...Had two 4-hit games w/ Hillsboro.

#3 ANDY WEBER - INF													2024 HIGHS: Hits - 3, Runs - 2, RBI - 4, HR - 1, 2B - 1, 3B --, BB - 2, K - 4, SB - 1					
HEIGHT: 6'0"			WEIGHT: 190			B/T: L/R			AGE: 27 (7/25/1997 in Aurora, OH)			2024 SPLITS:						
G	AVG	OBP	SLG	AB	R	H	2B	3B	HR	RBI	BB	SB/ATT	SO	V.RHP	V.LHP	HOME	AWAY	RISP
29	.316	.371	.500	114	18	36	9	-	4	12	9	1/1	24	.288	.382	.294	.348	.273
LAST GAME: 1-for-5, R, 2 K						LAST HOME RUN: 8/22 vs. CC off Fleury (Solo)						CURRENT HITTING: 8						
ARK SERIES:						LAST MULTI-HIT GAME: 8/23 vs. CC (2-for-4)						SEASON LONG HITTING: 8						
CC SERIES: 9-for-22, 2 HR, 3 2B, 4 RBI, BB, 6 R, 2 K												CURRENT ON-BASE: 8						
												SEASON-LONG ON-BASE: 8						

-  Originally selected by the Chicago Cubs in the 5th round of the 2018 MLB draft out of Virginia.
-  Selected by the Arizona Diamondbacks in the 2023 Rule 5 Draft and assigned to Triple-A Reno but placed on the 60-day IL on 3/19/24.
-  After being drafted by the Cubs, appeared in 36 games between the Arizona Complex League and Short-Season Eugene (5 2B, 2 HR, 10 RBI, 13 BB).
-  Spent all of 2019 with the South Bend Cubs (A-Full) where he hit .275 in 127 games including 36 doubles which ranked 2nd in the Midwest League.
-  From 2021-2023 played in 223 games with Double-A Tennessee where he hit .255 with 43 doubles, three triples, nine home runs, 67 RBI, and 87 walks.
-  Appeared in 4 postseason games with the Smokies in 2023 where he went 5-for-14 (.357) with three RBI and a walk while striking out five times.
-  Was activated off the 60-day IL on 7/6/24 and appeared in eight rehab games in the Arizona Complex League where he was 8-for-31 (2 2B, HR, 6 RBI).
-  **Went 3-for-4 with a homer and four RBI in his Amarillo debut on 7/19 vs. SPR...His 4 RBI night tied his career-high for a single game (4th time in 440 G)**

TEAM BATTING
OVERALL

AVG	G	AB	R	H	TB	2B	3B	HR	RBI	BB	SO	SB	CS	OBP	SLG	OPS
.247	119	3970	548	980	1592	179	17	133	518	411	1169	81	28	.324	.401	.725

MONTHLY

APRIL	.261	22	769	108	201	312	33	3	24	101	79	245	14	6	.338	.406	.744
MAY	.227	26	829	110	188	309	34	3	27	104	94	258	30	11	.314	.373	.687
JUNE	.242	27	871	114	211	341	43	3	27	109	93	229	11	5	.318	.392	.710
JULY	.252	23	771	116	194	318	34	6	26	108	79	218	8	4	.327	.412	.739
AUGUST	.255	21	730	100	186	312	35	2	29	96	66	219	18	2	.323	.427	.750
SEPTEMBER	-	-	-	-	-	-	-	-	-	-	-	-	-	-	-	-	-

HOME VS. ROAD

HOME	.260	56	1855	296	482	816	80	7	80	284	197	545	27	13	.335	.440	.775
ROAD	.235	63	2115	252	498	776	99	10	53	234	214	624	54	15	.314	.367	.681

SITUATIONAL SPLITS

	AVG	G	AB	H	TB	2B	3B	HR	RBI	BB	SO	OBP	SLG	OPS
VS RIGHT	.243	118	3042	738	1186	129	14	97	378	309	905	.318	.390	.708
VS LEFT	.261	79	928	242	406	50	3	36	140	102	264	.344	.438	.782
W/ RISP	.256	118	1027	263	438	53	7	36	383	114	312	.332	.426	.758
TEAM IS AHEAD	.257	77	1314	338	571	56	9	53	211	143	375	.335	.435	.770
TEAM IS BEHIND	.236	93	1711	404	642	78	5	50	199	161	507	.309	.375	.684

HOME RUNS
MULTI-RBI GAMES
MULTI-HIT GAMES

PLAYER	SOLO	2R	3R	GS	TOTAL	2	3	4	5+	TOTAL	2	3	4	5+	TOTAL
Beaty	2	2	1		5	3	3			6	11		1		12
Brigman															
Castillo	4	1			5	5	2			7	6	2			8
Chen	1				1	2				2		1			1
Cintron		2	1		3	5	2	1		8	11	4	1		16
D'Orazio	4		1		5	2		2		4	14	1			15
De Los Santos	4	9	1		14	7	4		1	12	11	4	2		17
Fernandez															
Graham	2	1			3	8				8	8	3	1		12
Lin	1				1						5		1		6
Melendez	13	4	3		20	7	5	1		13	19	4	2		25
Patiño	4				4	1				1	11	2	1		14
Pintar						2				2	1				1
Roberts	10	5	1		16	9	5	1		15	19	5			24
Robinson	6	2		1	9	3	1	2		6	9	2			11
Tawa	12	5	3	1	21	11	3	1	2	17	21	10			31
Valdez	2	1	1		4	2	1			3	7	2			9
Vukovich	6	5	5		16	11	5	3		19	16	9	1		26
Walters	1				1	2				2	1	1			2
Warmoth			1		1	3	2	1		6	4	2			6
Weber	2	1	1		4	1	1	1		3	8	3			11
TOTALS:	74	38	19	2	133	84	34	13	3	134	181	55	10	0	246

HOME RUN VARIANTS

WALK-OFF HR (2): Roberts (2x, 5/18 vs. FRI, 9th Inninig, Solo; 8/23 vs. CC, 9th inning, 2-Run)

BACK-TO-BACK HR (3): Roberts/Tawa (7/10 @ SA, 6th inning); Melendez/Roberts (8/20 vs. CC, 3rd inning); Vukovich/Roberts (8/24 vs. CC)

MUTLI-HR GAMES (4): Roberts (6/21 vs. SA); Melendez (5/14 vs. FRI); De Los Santos (4/28 @ FRI); Vukovich (4/6 vs. SA)

THREE-HR GAMES (0):

EXTRA-INNING HR (0):

GRAND SLAMS (2): Tawa (5/12 @ CC, 9th inning); Robinson (8/14 @ SA, 8th inning)

INSIDE-THE-PARK HR (0):

PINCH-HIT HR (0):

HR IN CONSECUTIVE GAMES (17): Melendez (5x: 4/19-20 vs. SPR; 5/24-26 @ NWA; 6/14-15 @ FRI; 6/21-22 vs. SA; 8/20-21 vs. CC); De Los Santos (3x: 5/1-2 vs. MID; 5/5-7 vs. MID, @ CC; 5/17-18 vs. FRI); Tawa (3x: 4/24-26 @ FRI; 5/9-10 @ CC; 7/27-28 vs. WCH); Cintron (6/20-21 vs. SA); Beaty (6/28-29 @ TUL); Castillo (8/2-3 @ CC); Vukovich (8/8-9 vs. NWA); Robinson (8/20-21 vs. CC); Roberts (8/23-24 vs. CC)

HR IN THREE CONSECUTIVE GAMES: (1): Robinson (8/20-23 vs. CC)

HR IN FOUR CONSECUTIVE GAMES (0):

LEAD OFF HR (2): Patiño (4/10 @ MID); Castillo (8/21 vs. CC)

STARTS BY BATTING ORDER (TEAM RECORD)										STARTS BY POSITION (TEAM RECORD)								
PLAYER	1	2	3	4	5	6	7	8	9	C	1B	2B	3B	SS	LF	CF	RF	DH
Beaty		4-11	1-2	14-13							16-19							3-7
Brigman									0-1					0-1				
Castillo	7-7				1-2	2-2	3-5	3-5	0-1		6-6					4-7	4-8	2-1
Chen		0-1					0-1	4-8	3-8			4-9	1-1	2-8				
Cintron	15-23	10-8			0-1	1-0	0-2	1-0	2-0			5-5	4-3	20-26				
D'Orazio		6-2			1-6	7-9	11-7	5-11	5-1	27-31								8-5
DeLosSantos			5-5	11-17							15-20							1-3
Fernandez									0-1				0-1					
Graham	3-5	1-2	1-1		2-1	5-13	8-19	6-1	2-0						20-33			8-9
Lin				1-0	0-1	5-0	1-1		2-2	3-4								6-0
Melendez			3-9	7-9	31-30	0-5					8-12		33-36					0-4
Patiño	8-13				1-0	2-4	10-9	2-4	4-7					1-1	25-35			1-1
Pintar	6-3					1-0									5-3			2-0
Roberts	2-0	12-14	3-5	10-20	6-8	4-8	3-0			23-31								18-24
Robinson		1-0				2-1	12-15	24-23	6-9								42-48	3-0
Tawa	9-9	3-7	30-38	4-1	0-1	1-1					8-9	26-26	4-5	1-1	0-1	6-8	0-1	1-6
Valdez		1-0				1-1	1-2	0-3	14-22			7-9	10-19					
Vukovich	2-3	9-12	10-6	5-3	9-16	16-17	0-1								31-30	13-13	7-9	0-6
Walters	1-1	1-2						3-3	3-4			7-9	1-1					
Warmoth		2-5					0-3	5-8	12-10			3-7		15-18	1-1			
Weber	0-2	3-2		1-3	2-0	6-5	4-1					1-1		15-12				

HITTING STREAKS (CURRENT IN BOLD)		
PLAYER	LENGTH/DATES	STREAK STATS
Cintron	13, 7/20-8/6	.392 (20-for-51), HR, 4 2B, 6 RBI, 4 BB, 12 R, 6 K
Weber	8, 8/16-24	.375 (12-for-32), 2 HR, 4 2B, 4 RBI, BB, 6 R, 4 K
Valdez	8, 7/5-25	.481 (13-for-27) HR, 6 2B, 3B, 3 RBI, 2 BB, 4 R, 5 K
De Los Santos	7, 4/5-12	.400 (12-for-30), 2 HR, 2 2B, 5 RBI, 7 R, 8 K, SB
Graham	7, 5/8-23	.292 (7-for-24), 3 2B, 2 BB, 5 R, 10 K
Melendez	7, 4/14-24	.333 (9-for-27), 3 HR, 5 RBI, 3 BB, 7 R, 5 K
Robinson	7, 8/16-23	.304 (7-for-23), 3 HR, 2B, 4 RBI, 4 BB, 7 R, 3 SB, 11 K
Tawa	7, 5/3-10	.276 (8-for-29), 3 HR, 2B, 6 RBI, 2 SB, 4 R, 7 K
Vukovich	7, 5/18-25	.400 (10-for-25), HR, 5 2B, 5 RBI, 5 BB, 4 R, 6 K
Vukovich	7, 4/13-20	.423 (11-for-26), HR, 2B, 5 RBI, 4 BB, 3 R, 7 K
Vukovich	6, 8/18-24	.400 (10-for-25), 2 HR, 2 2B, 3B, 7 RBI, 2 BB, 5 R, 5 K
Beaty	6, 7/4-11	.381 (8-for-21), HR, 2B, 4 RBI, 3 BB, 4 R, 4 K
De Los Santos	6, 5/12-18	.524 (11-for-21), 3 HR, 12 RBI, 4 BB, 5 R, 4 K
Graham	6, 4/25-5/2	.350 (7-for-20), 3B, 2B, 3 BB, 4 R, SB, 7 K
Roberts	6, 5/24-30	.364 (8-for-22), HR, 4 2B, 6 RBI, 2 BB, 4 R, 3 K
Robinson	6, 7/10-19	.400 (8-for-20), HR, 2 RBI, 4 BB, 4 R, 5 K

MULTI-RUN INNINGS		
RUNS	NO. OF TIMES	LAST
2	65	8/24 vs. CC, 8th inning
3	33	8/24 vs. CC, 9th inning
4	19	8/23 vs. CC, 9th inning
5	10	8/9 vs. NWA, 3rd inning
6	3	8/8 vs. NWA, 7th inning
7	1	7/23 vs. WCH, 6th inning
8+	1	8/21 vs. CC, 9 Runs, 2nd inning

SCORE BY INNING												
	1	2	3	4	5	6	7	8	9	10	11+	TOTAL
OPP	65	63	89	117	82	69	60	69	41	8	8	661
AMA	49	73	66	66	50	59	54	67	53	9	2	548

FIELDING

CATCHER'S BOX (W/L BASED ON STARTS)						
PLAYER	CS	SB	ATT	CS %	PB	W-L
Cerda	-	1	1	.000	-	--
D'Orazio	17	60	77	.221	8	27-31
Lin	4	9	13	.308	-	3-4
Roberts	26	65	91	.286	19	23-31
TOTAL	47	135	182	.258	27	53-66

TEAM FIELDING						
%	G	PO	A	E	DP	PB
.979	119	3110	1037	88	89	27

ERRORS BY POSITION		
POSITION	SOD POODLES	OPPONENT
C	12	2
1B	6	7
2B	15	9
3B	17	18
SS	18	16
LF	2	6
CF	2	3
RF	6	5
P	10	12
TOTAL	88	78

NOTABLE GAMES



AMARILLO HAVE 5 OR FEWER HITS		
DATE	HITS	OPPONENT
4/13	2	@ MID
4/21	4	vs. SPR
5/3	3	vs. MID
5/4	3	vs. MID
5/8	4	@ CC
5/11	4	@ CC
5/16 (1)	3	vs. FRI
5/19	5	vs. FRI
5/23	5	@ NWA
5/29	4	@ ARK
5/30	5	@ ARK
6/1 (2)	4	@ ARK
6/5	4	vs. TUL
6/7 (1)	4	vs. TUL
6/9	4	vs. TUL
6/15	3	@ FRI
6/16	4	@ FRI
6/23	3	vs. SA
7/2	3	vs. MID
7/3	2	vs. MID
7/6	2	@ MID
8/2	5	@ CC
8/7	3	vs. NWA
8/15	0	@ SA
8/17	5	@ SA
8/23	4	vs. CC

TOTAL: 25 (13 HOME, 12 ROAD)

OPPONENTS HAVE 5 OR FEWER HITS		
DATE	HITS	OPPONENT
4/13	5	@ MID
5/2	2	vs. MID
5/8	2	@ CC
5/22	4	@ NWA
5/23	5	@ NWA
5/25	4	@ NWA
5/28	3	@ ARK
5/29	5	@ ARK
6/1 (1)	3	@ ARK
6/2	4	@ ARK
6/4	3	vs. TUL
6/8	4	vs. TUL
6/13	4	@ FRI
6/23	3	vs. SA
6/30	4	@ TUL
7/10	5	@ SA
7/12	3	@ SA
7/19	4	vs. SPR
7/24	5	vs. WCH
7/31	4	@ CC
8/2	5	@ CC
8/10	5	vs. NWA
8/13	4	@ SA
8/21	3	vs. CC

TOTAL: 23 (8 HOME, 15 ROAD)

AMARILLO HAVE 10 OR MORE RUNS		
DATE	RUNS	OPPONENT
4/16	13	vs. SPR
4/23	12	@ FRI
5/7	12	@ CC
5/24	14	@ NWA
6/18	16	vs. SA
6/20	10	vs. SA
6/21	10	vs. SA
7/23	12	vs. WCH
7/30	11	@ CC
8/6	10	vs. NWA
8/20	11	vs. CC
8/21	13	vs. CC

TOTAL: 12 (8 HOME, 4 ROAD)

OPPONENTS HAVE 10 OR MORE RUNS		
DATE	RUNS	OPPONENT
4/5	12	vs. SA
4/6	18	vs. SA
4/14	11	@ MID
4/25	13	@ FRI
4/30	14	vs. MID
5/12	14	@ CC
5/16 (1)	10	vs. FRI
5/16 (2)	10	vs. FRI
6/5	12	vs. TUL
6/7 (1)	17	vs. TUL
6/9	15	vs. TUL
6/12	11	@ FRI
6/20	12	vs. SA
6/26	16	@ TUL
6/29	10	@ TUL
7/1	14	vs. MID
7/4	24	@ MID
7/27	10	vs. WCH
7/28	10	vs. WCH
8/24	11	vs. CC

TOTAL: 20 (13 HOME, 7 ROAD)

EXTRA INNING GAMES (11) 5-6

DATE	OPP	RESULT	SCORE	W	L	S	TIME
4/19	SPR	L	4-9 (12)	Granillo (1-0)	Meza (0-1)		3:33
4/28	@ FRI	W	6-5 (10)	Mabrey (2-0)	Birlingmair (0-1)	Gutierrez (1)	2:43
5/14	vs. FRI	W	7-6 (10)	Stumpo (2-0)	Ahlstrom (2-1)		2:42
6/14	@ FRI	L	3-4 (10)	Owens (1-0)	Albright (0-2)		2:39
6/22	vs. SA	W	4-3 (10)	Amendt (1-1)	Pena (0-2)		2:12
6/23	vs. SA	L	1-2 (10)	Routzahn (4-0)	Rashi (1-3)		2:33
7/31	@ CC	L	1-2 (10)	Ford (3-2)	Stumpo (3-1)		2:58
8/1	@ CC	W	3-2 (10)	Barnes (2-1)	Rodning (0-1)	Alvarez (1)	3:01
8/6	vs. NWA	W	10-9 (10)	Rashi (3-3)	Simonelli (4-2)		3:16
8/9	vs. NWA	L	6-7 (11)	Way (5-3)	Gutierrez (1-1)		3:14
8/16	@ SA	L	2-3 (10)	Brito, R (3-3)	Alvarez, Y (0-3)	--	3:01

DOUBLEHEADERS (2) 1-3

DATE	OPP	RESULT	SCORE	W	L	S	TIME
5/16	vs. FRI	L	2-10	Garcia, R (2-2)	Corcoran, B (0-1)	--	2:01
5/16 (2)	vs. FRI	L	2-10	Anderson, B (2-2)	Hill, J (1-3)	--	2:10
6/1	@ ARK	W	4-2	Diaz, Y (3-4)	VanScoter, R (2-3)	Mabrey, W (1)	2:07
6/1 (2)	@ ARK	L	1-5	Mercedes, J (2-2)	Hill, J (1-4)	--	2:03
6/7	vs. TUL	L	4-17	Morillo, J (2-1)	Diaz, Y (3-5)	--	2:39
6/7 (2)	vs. TUL	W	6-1	Rashi, T (1-2)	Williams, K (2-6)	--	2:16

SHUTOUTS (16) 3-13

DATE	OPP	RESULT	SCORE	W	L	S	TIME
4/13	@ MID	L	0-2	Cusick, R (1-0)	Diaz, Y (0-2)	Holman, G (3)	2:18
5/2	vs. MID	W	4-0	Diaz, Y (1-3)	Beers, B (2-2)	--	2:06
5/3	vs. MID	L	0-8	Basso, B (1-1)	File, D (1-2)	--	2:38
5/4	vs. MID	L	0-6	Hoglund, G (3-1)	Hill, J (0-2)	--	2:13
5/8	@ CC	L	0-1	Guilfoil, T (2-3)	Diaz, Y (1-4)	Ford, K (2)	2:05
5/11	@ CC	L	0-2	Bloss, J (1-0)	Clayton, L (0-2)	Strotman, D (1)	2:07
5/25	@ NWA	W	9-0 (7)	Diaz, Y (2-4)	Barnett, M (2-2)	--	1:53
5/29	@ ARK	L	0-1	Evans, L (5-2)	Percival, C (2-4)	Taylor, T (3)	2:11
6/2	@ ARK	L	0-2	Curvelo, L (4-0)	Amendt, K (0-1)	Taylor, T (4)	2:11
6/16	@ FRI	L	0-12	Teodo, E (4-1)	File, D (2-6)	--	2:27
7/6	@ MID	L	0-5	Gonzalez, J (5-2)	Giesting, S (2-2)	--	2:30
7/12	@ SA	L	0-1	Kollar, J (9-3)	Alvarez, Y (0-2)	Pena, F (1)	2:06
8/7	vs. NWA	L	0-4	Zobac, S (2-2)	Corcoran, B (5-5)	--	2:04
8/13	@ SA	W	5-0	Corcoran, B (6-5)	Krob, A (3-10)	--	2:40
8/15	@ SA	L	0-8	Bergert, R (2-7)	Giesting, S (2-6)	--	2:31
8/17	@ SA	L	0-4	Lizarraga, V (5-6)	Elbis, J (0-2)	--	2:10

PINCH HITTER TOTALS

PLAYER	DATE	SITUATION	RESULT
Graham	4/6 vs. SA	Bot. 8th, 0 Outs	K
Valdez	4/16 vs. SPR	Bot. 6th, 0 Outs	K
Graham	4/26 @ FRI	Top 9th, 2 Outs	1B
Graham	5/5 vs. MID	Bot. 9th, 2 Outs	K
Valdez	5/24 @ NWA	Top 6th, 0 Outs	BB
Graham	6/23 vs. SA	Bot. 8th, 1 Out	SF RBI
Graham	7/13 @ SA	Top 9th, 2 Out	F8
Graham	8/4 @ CC	Top 9th, 0 Out	L9
Walters	8/21 vs. CC	Bot. 3rd, 2 Out	K

Total: 1-for-7, RBI, BB, 4 K

WALK-OFF WINS

DATE	SCORE	GAME-WINNING PLAY
5/14 vs. FRI	7-6 (10)	Melendez 2-RBI 2B
5/18 vs. FRI	4-3	Roberts Solo HR
6/22 vs. SA	4-3 (10)	Vukovich RBI 1B
8/6 vs. NWA	10-9 (10)	Roberts 2 RBI 1B
8/23 vs. CC	5-4	Roberts 2-Run HR

#26 - RHP JHOSMER ALVAREZ 2024 HIGHS: IP - 1.1, K - 4, BB - 1, H - 3, R - 1, ER - 1

RECENT APPEARANCES

HEIGHT: 6'1" WEIGHT: 155 B/T: R/R AGE: 23 (6/29/2001 in Venezuela)
18 G 0-3 2/2 SV/SVO 12/6 K/BB 2.33 ERA
OVERALL: 18 G, 3 HLD, 5 GF, 19.1 IP, 20 H, 7 R, 54 ER, HR, 2 HB, .282 BAA
LAST 10 G: 0-1, 1.69 ERA, 10.2 IP, 4 GF, 2 HLD, 2 SV, 4 R, 2 ER, 10 H, 11 K, 4 BB VS. ARK:

Signed by the Arizona Diamondbacks on July 2nd, 2017 out of Venezuela.
He made his minor league debut on June 21st, 2021 with Visalia.
Across two levels in 2021 he didn't allow a run across ten innings pitched and struck out 18 batters.
In Visalia in 2024 he had a 1.80 ERA and had a 15/4 K/BB ratio.

#10 - ZACH BARNES - RHP 2024 HIGHS: IP - 2.0, K - 3, BB - 2, H - 4, R - 4, ER - 4

RECENT APPEARANCES

HEIGHT: 6'0" WEIGHT: 180 B/T: R/R AGE: 24 (4/10/1999 in Scottsdale, AZ)
19 G 2-1 -/2 SV/SVO 24/10 K/BB 4.38 ERA
OVERALL: 19 G, 24.2 IP, 3 HLD, GF, 26 H, 13 R, 12 ER, .265 BAA
LAST 10 G: 1-0, 7.36 ERA, 11.0 IP, GF, 9 ER, 12 H, 16 K, 6 BB VS. ARK:

Signed by the D-backs as a minor league free agent on July 17, 2021 after a collegiate career at Grand Canyon University.
Made his professional debut on 8/7/21 with Low-A Visalia, his only professional start (3.0 IP, 4 H, 4 R, 3 ER, 2 HR, 2 K, BB).
Appeared in 22 games during the 2022 season across three levels and went 2-2 with a 8.31 ERA.
Worked in 42 total games in 2023 between Hillsboro, Amarillo, and Reno...was 5-4 with a 4.60 ERA...All wins with Hillsboro.
Made four appearances with Triple-A Reno in 2024, going 0-0 with a 2.57 ERA over 7.0 IP (6 H, 2 ER, 5 K, BB, HB)

#38 CONOR GRAMMES - RHP 2024 HIGHS: IP - 2.0, K - 3, BB - 3, H - 4, R - 4, ER - 4

RECENT APPEARANCES

HEIGHT: 6'1" WEIGHT: 200 B/T: R/R AGE: 27 (7/13/1997 in McLean, VA)
35 G 2-2 1/3 SV/SVO 43/34 K/BB 5.18 ERA
OVERALL: 35 G (1 GS), 8 GF, 41.2 IP, 36 H, 29 R, 24 ER, 3 HR, 5 HB, .228 BAA
LAST 10 G: 1-1, 5.06 ERA, 2 GF, 3 HLD, 10.2 IP, 10 H, 6 ER, HR, 10 K, 5 BB VS. ARK: 2 G, 0-0, 0.00 ERA, GF, HLD, 2.0 IP, 2 K, 2 BB

Selected by the Arizona Diamondbacks 5th round of the 2019 MLB draft out of Xavier University (Cincinnati, OH).
Started Game Three of the 2023 Texas League Championship Series against Arkansas and set a career-high with six strikeouts.
Made his AA debut on May 28, 2023 against San Antonio on the road...Got a win in each of his first two games with AMA.
Went 1-0 with a 1.29 ERA in three appearances during the 2023 playoffs...Allowed just two hits over 7.0 IP (9 K, 2 BB).
Over 30 reg. season games (6 GS) with AMA in 2023 went 5-2 with a 3.55 ERA and had 15 scoreless outings.

#20 GERARDO GUTIERREZ - RHP 2024 HIGHS: IP - 2.0, K - 4, BB - 3, H - 3, R - 3, ER - 3

RECENT APPEARANCES

HEIGHT: 6'1" WEIGHT: 190 B/T: R/R AGE: 25 (9/15/1998 in Akil, Yucatán, Mexico)
32 G 1-1 3/3 SV/SVO 32/25 K/BB 4.46 ERA
OVERALL: 32 G, 18 GF, 4 HLD, 36.1 IP, 33 H, 24 R, 18 ER, 5 HR, .246 BAA
LAST 10 G: 0-1, 5.40 ERA, 5 GF, 11.1 IP, 11 H, 2 HR, 8 R, 7 ER, 9 K, 11 BB VS. ARK: 1 G, 0-0, 0.00 ERA, GF, 1.0 IP, H

Was signed by the Arizona Diamondbacks as a minor league free agent on Dec. 12, 2023.
Up until he was signed by the D-backs, spent his entire professional career playing in the Mexican League with three teams.
Posted a 7-1 record with a 4.13 ERA during the 2022 season between Tecolotes de los Dos Laredos and Venados de Mazatlan.
Appeared in a career-high 61 games in 2023, going 3-1 with a 3.18 ERA and two saves between Dos Laredos, Mazatlan, and El Aguila de Vaeracruz.
Was 15-14 with a 4.68 ERA in 195 games (13 GS) and five saves between over 263.1 IP...256 K, 142 BB, 137 ER in the Mexican League
Across 34 games with High-A Hillsboro and Amarillo is 1-1 with a 3.83 ERA and four saves (34 H, 24 R, 17 ER, 5 HR, 36 K, 24 BB)

#17 - RHP JAMISON HILL 2024 HIGHS: IP - 7.0, K - 7, BB - 4, H - 9, R - 9, ER - 8

RECENT APPEARANCES

HEIGHT: 6'1" WEIGHT: 180 B/T: R/R AGE: 25 (3/28/1999 in San Diego, CA)
23 G (12 GS) 3-5 -/ - SV/SVO 69/28 K/BB 6.81 ERA
OVERALL: 23 G, 76.2 IP, 92 H, 58 ER, 14 HR, 2 GF, 5 HB, .296 BAA
LAST 10 G: 2-1, 6.63 ERA, GS, 2 CF, HLD, 19.0 IP, 20 H, 14 ER, 2 HR, 18 K, 8 BB VS. ARK: C, GS, 0-1, 7.75 ERA, 4.0 IP, 7 H, 3 ER, 5 K, 2 BB, HB

Signed by the Arizona Diamondbacks as a minor league free agent on July 22, 2021 out of Fresno State (Fresno, CA)
On 7/29/2022, he set a Hillsboro Hops franchise record and career-high with 13 strikeouts in a game.
Set a career high while also tying an Amarillo franchise record with 8.0 I.P. on September 1st, 2023 against Midland.
Made his Triple-A Debut in a spot start for Reno on June 7 at Tacoma (SEA) 0-1, 4.1 IP, 5 H, 6 R, 5 ER, HR, 2 K, 4 BB
Set the AMA all-time strikeout record on Aug. 11, 2024 vs. NWA (Gavin Cross, 7th inning)...passed Brandon Pfaadt

#24 WILL MABREV - LHP 2024 HIGHS: IP - 2.0, K - 3, BB - 3, H - 5, R - 2, ER - 2

RECENT APPEARANCES

HEIGHT: 6'0" WEIGHT: 185 B/T: L/L AGE: 23 (9/23/2000 in Cookeville, TN)
37 G 3-2 1/1 SV/SVO 44/23 K/BB 3.43 ERA
OVERALL: 37 G, GF, 39.1 IP, 9 HLD, 36 H, 18 R, 15 ER, .237 BAA
LAST 10 G: 1-0, 3.44 ERA, 2 HLD, 9.1 IP, 7 H, 2 HR, 4 R, 4 ER, 12 K, 3 BB VS. ARK: 2 G, 0-0, 3.00 ERA, GF, SV, HLD, 3.0 IP, 3 H, ER

Selected by the Arizona Diamondbacks in the 6th round of the 2022 MLB Draft out of the University of Tennessee.
Following the draft, was placed on the 60-day IL...Made his professional debut on April 6, 2023 with Low-A Visalia...Went 2-0 with a 3.95 ERA over 13.2 IP in nine games with the Rawhide...Appeared in 18 games with Hillsboro (1-1, 2.33 ERA, 27.0 IP, 31 K, 5 BB).
Finished the 2023 regular season with Amarillo going 4-0 with a 3.20 ERA in 16 appearances before an oblique injury.
Went his first four outings of the 2024 season without surrendering a hit (4.2 IP)...Has not allowed a hit in eight of his first 13 outings.

2024 SPLITS

VS. RHB: .298/.346/.404, 14 H, 2 B, 4 RBI, 8K, 2 BB, 54 PA VS. LHB: .250/.357/.292, 6 H, 2 B, 2 RBI, 4 K, 4 BB, 28 PA
HOME: 9 G, 0-0, 1.80 ERA, 10.0 IP, 9 H, 3 R, 2 ER, 7 K, 3 BB, HB AWAY: 9 G, 0-3, 2.89 ERA, 9.1 IP, HLD, 3 CF, SV, 11 H, 4 R, 3 ER, 4 K, 3 BB, HB
W/ RISP: .211/.304/.263, 4 H, 5 RBI, 2B, 4 K, 2 BB, 25 PA

Table with columns: DATE, DEC, P-S, IP, H, R, ER, HR, BB, SO, IR/S. Rows: 7/9 @ SA, 7/12 @ SA, 7/21 vs. SPR, 7/25 vs. WCH, 7/30 @ CC, 8/1 @ CC, 8/6 vs. NWA, 8/10 vs. NWA, 8/14 @ SA, 8/16 @ SA, 8/20 vs. CC, 8/23 vs. CC

LAST WIN: 8/8/24 @ SPO (A+)
LAST LOSS: 8/16/24 @ SA
LAST SAVE: 8/10/24 vs. NWA

Table with columns: DATE, DEC, P-S, IP, H, R, ER, HR, BB, SO, IR/S. Rows: 5/18 vs. FRI, 7/20 vs. SPR, 7/23 vs. WCH, 7/28 vs. WCH, 8/1 @ CC, 8/6 vs. NWA, 8/9 vs. NWA, 8/13 @ SA, 8/16 @ SA, 8/20 vs. CC, 8/22 vs. CC, 8/24 vs. CC

LAST WIN: 8/1/24 @ CC
LAST LOSS: 4/9/24 @ MID
LAST SAVE: N/A

Table with columns: DATE, DEC, P-S, IP, H, R, ER, HR, BB, SO, IR/S. Rows: 7/9 @ MID, 7/9 @ SA, 7/14 @ SA, 7/20 vs. SPR, 8/24 vs. WCH, 7/28 vs. WCH, 8/2 @ CC, 8/6 vs. NWA, 8/11 vs. NWA, 8/15 @ SA, 8/18 @ SA, 8/22 vs. CC

LAST WIN: 7/24/24 vs. WCH
LAST LOSS: 7/20/24 vs. SPR
LAST SAVE: 5/10/24 @ CC

Table with columns: DATE, DEC, P-S, IP, H, R, ER, HR, BB, SO, IR/S. Rows: 6/29 @ TUL, 7/2 vs. MID, 7/5 @ MID, 7/11 @ SA, 7/20 vs. SPR, 7/23 vs. WCH, 8/26 vs. WCH, 7/30 @ CC, 8/4 @ CC, 8/9 vs. NWA, 8/15 @ SA, 8/21 vs. CC, 8/24 vs. CC

LAST WIN: 6/18/24 vs. SA
LAST LOSS: 8/9/24 vs. NWA
LAST SAVE: 5/22/24 @ NWA

Table with columns: DATE, DEC, P-S, IP, H, R, ER, HR, BB, SO, IR/S. Rows: 6/18 vs. SA, 6/23 vs. SA, 6/30 @ TUL, 7/4 @ MID, 7/14 @ SA, 7/21 vs. SPR, 7/27 vs. WCH, 8/4 @ CC, 8/11 vs. NWA, 8/14 @ SA, 8/17 @ SA, 8/22 vs. CC

LAST WIN: 8/14/24 @ SA
LAST LOSS: 6/30/24 @ TUL
LAST SAVE:

Table with columns: DATE, DEC, P-S, IP, H, R, ER, HR, BB, SO, IR/S. Rows: 7/11 @ SA, 7/14 @ SA, 7/20 vs. SPR, 7/23 vs. WCH, 7/27 vs. WCH, 8/1 @ CC, 8/3 @ CC, 8/6 vs. NWA, 8/9 vs. NWA, 8/13 @ SA, 8/18 @ SA, 8/24 vs. CC

LAST WIN: 8/18/24 @ SA
LAST LOSS: 6/20/24 vs SA
LAST SAVE: 6/1/24 @ ARK

STARTERS:	W/L	Quality	IP	H	R	ER	HR	BB	SO	ERA
	26-46	35	587.2	608	363	332	87	219	550	5.08
RELIEVERS:	W/L	SV/OPP	IP	H	R	ER	HR	BB	SO	ERA
	27-20	25/33	449.0	434	298	250	53	252	466	5.01

PITCHER STARTS: File (18), Corcoran (17), Lin (16), Hill (12), Ray (12), Diaz (11), Giesting (11), Percival (9), Elbis (5), Albright (3), Clayton (3), Grammes (1), Larsen (1)

QUALITY CONTROL

STARTING PITCHER	TOTAL STARTS	QUALITY STARTS	6-6.2 IP (3 ER)	6-6.2 IP (2 ER)	6-6.2 IP (1 ER)	6-6.2 IP (0 ER)	7-7.2 IP (3 ER)	7-7.2 IP (2 ER)	7-7.2 IP (1 ER)	7-7.2 IP (0 ER)	8-9 IP (3 ER)	8-9 IP (2 ER)	8-9 IP (1 ER)	8-9 IP (0 ER)
ALBRIGHT	3	-	-	-	-	-	-	-	-	-	-	-	-	-
CORCORAN	17	9	-	3	2	1	-	1	-	2	-	-	-	-
CLAYTON	3	-	-	-	-	-	-	-	-	-	-	-	-	-
DIAZ	11	4	-	1	1	1	-	-	-	1	-	-	-	-
ELBIS	5	2	1	-	-	-	-	-	1	-	-	-	-	-
FILE	18	8	1	1	1	1	-	-	3	1	-	-	-	-
GIESTING	11	3	-	1	1	-	-	-	1	-	-	-	-	-
GRAMMES	1	-	-	-	-	-	-	-	-	-	-	-	-	-
HILL	12	2	1	-	-	-	-	1	-	-	-	-	-	-
LIN	16	2	-	-	-	1	-	-	-	1	-	-	-	-
PERCIVAL	9	4	-	1	1	-	1	-	1	-	-	-	-	-
RAY	12	1	1	-	-	-	-	-	-	-	-	-	-	-

TEAM PITCHING

OVERALL

W	L	ERA	G	CG	SHO	SV	SVO	IP	H	R	ER	HR	HB	BB	IBB	SO	WHIP	AVG
53	66	5.02	119	-	3	25	33	1036.2	1,042	661	577	139	77	471	5	1016	1.46	.261

MONTHLY

APRIL	8	14	6.35	22	-	-	6	9	195.2	225	157	138	28	17	99	1	205	1.66	.285
MAY	14	12	4.08	26	-	2	6	7	223.0	216	112	101	23	5	87	1	202	1.36	.254
JUNE	9	17	5.25	26	-	-	5	6	216.1	215	163	128	31	16	120	1	223	1.55	.250
JULY	10	13	5.08	23	-	-	4	6	202.0	221	128	114	30	24	74	0	186	1.46	.280
AUGUST	11	10	4.41	21	-	1	4	5	169.2	160	96	93	27	15	89	1	201	1.45	.233
SEPTEMBER	-	-	---	-	-	-	-	-	-	-	-	-	-	-	-	-	-	---	---

HOME VS. ROAD TEAM PITCHING

W	L	ERA	G	CG	SHO	SV	SVO	IP	H	R	ER	HR	BB	SO	WHIP	AVG	
HOME	26	30	5.56	56	-	1	8	13	505.0	520	352	312	80	223	485	1.46	.265
ROAD	27	36	4.50	63	-	2	17	20	531.2	522	309	266	60	248	531	1.45	.257

PITCHING STREAKS (NO EARNED RUNS - CURRENT in BOLD)

CONSECUTIVE SCORELESS INNINGS

CONSECUTIVE SCORELESS APPEARANCES

PLAYER	LENGTH (IP) - DATES	STREAK STATS	PLAYER	LENGTH - DATES	STREAK STATS
Rice	16.0 IP - 4/12-5/14	10 H, R, 13 K, 6 BB	Stumpo	12, 5/28-8/3	11.0 IP, 6 H, 13 K, 3 BB, HB, 6 SV, 40 BF
Stumpo	13.0 IP - 4/5-5/21	3 W, SV, HLD, 7 H, 14 K, 3 BB, 41 BF	Stumpo	11 G - 4/5-5/21	13.0 IP, 3 W, SV, HLD, 7 H, 14 K, 3 BB, 41 BF
Stumpo	11.0 IP, 5/28-8/3	6 SV, 6 H, 13 K, 3 BB, HB, 40 BF	Amendt	10, 6/19-7/24	9.1 IP, 2 SV, 2 HLD, 14 K, 2 BB, 31 BF
Matthews	10.2 IP - 4/19-5/30	7 H, 9 K, 4 BB, HB, 39 BF	Rice	10 G, 4/12-5/12	15.0 IP, 9 H, R, 13 K, 6 BB
Corcoran	10.1 IP, 5/26-28	W, 3 H, 11 K, BB, 34 BF	Matthews	9, 4/19-5/25	10.2 IP, 7 H, 9 K, 4 BB, HB, 39 BF
Barnes	10.0 IP - 4/12-7/23	W, 2 HLD, 7 H, R, 7 K, BB, 38 BF	Mabrey	9, 4/24-5/19	8.2 IP, W, L, 7 H, 13 K, 3 BB, 36 BF
Amendt	9.2, 6/19-7/25	2 SV, 2 HLD, 14 K, 2 BB, 34 BF	Rice	8, 7/10-8/7	8.0 IP, H, 9 K, 4 BB, 29 BF
Diaz	9.2 IP - 5/2-8	W, 2 H, 15 K, 3 BB	Barnes	7, 4/12-7/23	10.0 IP, 2 HLD, 7 H, R, 7 K, BB, 38 BF
Grammes	9.1 IP, 6/12-7/5	1-0, 8 H, 4 R, 11 K, 4 BB, 39 BF	Grammes	7, 7/28-8/22	8.1 IP, 3 H, 6 K, 4 BB, 31 BF
Mabrey	9.1 IP, 4-24-5/25	1-1, 2 HLD, 9 H, 13 K, 3 BB, 40 BF	Grammes	7, 6/12-7/5	9.1 IP, 8 H, 4 R, 11 K, 4 BB, 39 BF
Percival	9.1 IP, 5/23-28	0-2, 3 H, 5 BB, 14 K, 35 BF	Rice	7, 6/5-30	8.0 IP, 4 H, R, 12 K, 4 BB, 32 BF
Corcoran	8.2 IP, 5/28-6/2	2 H, 2 BB, 3 K	Alvarez	6, 7/21-8/10	7.0 IP, 4 H, R, 8 K, BB, 24 BF
Rashi	8.2 - 5/11-6/7	3 H, 12 K, 4 BB, 33 BF	Rashi	6, 5/11-6/7	8.2 IP, 3 H, 12 K, 4 BB, 33 BF
Rice	8.0 IP, 7/10-8/7	H, 9 K, 4 BB, 29 BF	Rashi	5, 8/8-8/23	5.1 IP, 2 H, HB, 6 K, 2 BB, 21 BF
Rice	8.0 IP, 6/5-30	4 H, R, 12 K, 4 BB, 32 BF	Alvarez	4, 6/30-7/9	4.1 IP, 2 H, BB, HB

EJECTIONS

PLAYER/COACH	DATE/LOCATION	UMPIRE	REASON
Matt Beaty	6/12 @ FRI	HP Kyle Stutz	Arguing Balls/Strikes

AWARDS

PLAYER/COACH	AWARD	DATES	STATS
Deyvison De Los Santos	Texas League Player of the Week	4/23-28	.542 (13-for-24), 3 HR, 2B, 9 RBI, 5 R, 2 BB, HBP, 3 K
Dylan File	Texas League Pitcher of the Week	4/23-28	7.0 IP, 3 H, ER, 4 K, BB
Deyvison De Los Santos	Texas League Player of the Month	April	.376 (32-for-85) 7 HR, 3 2B, 3B, 18 RBI, 18 R
Yilber Diaz	Texas League Pitcher of the Week	4/29-5/5	7.0 IP, 2 H, 0 R, 11 K
Deyvison De Los Santos	D-backs MiLB Player of the Month	April	.376 (32-for-85) 7 HR, 3 2B, 3B, 18 RBI, 18 R
Will Mabrey	D-backs Amarillo Pitcher of the Month	April	
Yilber Diaz	Texas League Pitcher of the Week	5/21-26	1-0, 6.0 IP, 2 H, 0 R, 8 K, 2 BB
Billy Corcoran	Texas League Pitcher of the Week	5/28-6/2	1-0, 0.75 ERA, 12.0 IP, 3 H, 1 ER, 9 K, 2 BB
Caleb Roberts	Texas League Player of the Week	6/18-23	.391 (9-for-23), 3 HR, 3B, 2B, 8 RBI, 5 R, 2 BB, SB
A.J. Vukovich	Texas League Player of the Week	8/20-25	.409 (9-for-22), 2 HR, 2 2B, 3B, 6 RBI, 5 R, 1.322 OPS

2024 MILESTONES ON THE HORIZON

NAME	MILESTONE	TO MEET (CURRENT TOTAL)
A.J. Vukovich	Amarillo All-Time HR Record	7 (42)
Cole Percival	300 Career Strikeouts	19 (281)

2024 MILESTONES REACHED

NAME	MILESTONE	DATE
Tim Tawa	Amarillo All-Time Hits Record	4/19 vs. SPR
Luke Albright	300 Career Strikeouts	4/24 @ FRI
Jamison Hill	300 Career Strikeouts	7/14 @ SA
Jamison Hill	250 Career Strikeouts	4/21 vs. SPR
Yu-Min Lin	250 Career Strikeouts	4/23 @ FRI
Logan Warmoth	550 Career Games Played	5/3 vs. MID
Yilber Diaz	300 Career Strikeouts	5/8 @ CC
Yu-Min Lin	300 Career Strikeouts	8/10 vs. NWA
Jamison Hill	Amarillo All-Time Strikeout Record	8/11 vs. NWA

SOD POODLES vs. LEAGUE IN 2024 (REGULAR SEASON)

NORTH DIVISION	OVERALL	HOME	AWAY	SOUTH DIVISION	OVERALL	HOME	AWAY
Arkansas	2-4	0-0	2-4	Corpus Christi	9-8	3-2	6-6
NW Arkansas	8-4	3-3	5-1	Frisco	6-12	3-3	3-9
Springfield	5-4	5-4	0-0	Midland	5-13	2-7	3-6
Tulsa	5-7	3-3	2-4	San Antonio	10-11	4-5	6-6
Wichita	3-3	3-3	0-0	---			

SOD POODLES vs. LEAGUE ALL-TIME (REGULAR SEASON)

NORTH DIVISION	OVERALL	HOME	AWAY	SOUTH DIVISION	OVERALL	HOME	AWAY
Arkansas	22-21	10-8	12-13	Corpus Christi	61-58	29-22	32-36
NW Arkansas	26-18	11-8	15-10	Frisco	56-63	34-31	22-32
Springfield	25-21	15-12	10-9	Midland	65-58	32-32	33-26
Tulsa	31-31	16-15	15-16	San Antonio	39-44	16-17	23-27
Wichita	17-13	10-8	7-5	---			

SOD POODLES OFFENSE

Most Runs, Game: 16 (6/18 vs. SA)
Most Runs, Inning: 9 (8/21 vs. CC, 2nd inning)
Most Hits, Game (Team): 21 (2x, Last: 8/21 vs. CC)
Most Hits, Game (Indiv.): 4 (10x, Last: Melendez, 8/21 vs. CC)
Fewest Hits, Game: 0 (8/15 @ SA)
Most Hits, Inning: 9 (8/21 vs. CC, 2nd inning)
Most HRs, Game (Team): 6 (8/20 vs. CC)
Most HRs, Game (Indiv.): 2 (4x, Last: Roberts, 6/21 vs. SA)
Most HR, Inning (Team): 3 (2x, Last: 7/10 @ SA, 6th inning)
Most SBs, Game (Team): 4 (4x, Last: 8/3 @ CC)
Most SBs, Game (Indiv.): 2 (6x, Last: Robinson, 8/18 @ SA)
Grand Slams: 2 (Robinson, 8/14 @ SA, 8th inning)
Most Runners LOB, Team: 15 (5/24 @ NWA)
Most Runs Combined (Two Teams): 29 (7/4 @ MID)
Most Hits Combined (Two Teams): 36 (7/4 @ MID)
Most HR During Series (Two Teams): 26 (8/20-25 vs. CC)
Most Runs To Overcome Deficit: 3 (5x, Last: 8/18 @ SA)

SOD POODLES DEFENSE

Most Errors, Team: 4 (2x, Last: 4/30 vs. MID)
Most Errors, Individual: 2 (4x, Last: Melendez, 7/24 vs. WCH)
Most Double Plays: 3 (4x, Last: 8/21 vs. CC)

SOD POODLES PITCHING

Most Ks, Team (9 innings): 15 (3x, Last: 7/28 vs. WCH)
Most Ks, Team (extra innings): 17 (8/1 @ CC, 10 innings)
Most Walks, Team: 14 (4/6 vs. SA)
Shutouts: 3 (Last: 8/13 @ SA)
Complete Games (9 IP): --
Complete Games (7 IP): --
Complete Game Shutout, Individual: --
Complete Game Shutout (9.0 IP) Individual: --
Longest Start: 7.2 IP (Percival, 5/17 vs. FRI)
Longest Relief Appearance: 3.0 IP (2x, Last: Clayton, 4/25 @ FRI)
Most Ks, Individual: 11 (Diaz, 5/2 vs. MID)
Most Walks, Individual: 5 (4x, Last: Giesting, 7/6 @ MID)

LAST TIME IT HAPPENED - 2024

SOD POODLES (INDIVIDUAL)

Perfect Game:
No-Hitter (Individual):
No-Hitter (Combined):
No-Hitter (7-Inning):
1-Hitter (Individual):
1-Hitter (Combined):
2-Hitter (Individual):
2-Hitter (Combined): 2x, last: 5/8 @ CC (Diaz / Rice / Stumpo)
3-Hitter (Combined): 6x, Last: 8/21 vs. CC (Giesting / Gutierrez / Sosa)
3-Hitter (Individual):
Complete Game Shutout (9 Inning):
Complete Game Shutout (7 Inning):
Immaculate Inning: Dylan File (7/3 vs. MID, 1st Inning)
10 or more strikeouts (P): 5x, Last: File (7/10 @ SA)
Four (4) Hits: 10x, Last: Melendez (8/21 vs. CC)
Five (5) Hits:
Six (6) Hits:
Three (3) Doubles:
Four (4) Doubles:
Two (2) Triples:
Two HR Game: 4x, Last: Roberts (6/21 vs. SA)
Three HR Game:
Grand Slam (Home):
Grand Slam (Road): 2x, Last: Robinson (8/14 @ SA)
Inside-The-Park HR:
Back-To-Back HRs: 3x, Last: Vukovich/Roberts (8/24 vs. CC)
Back-To-Back-To-Back HRs:
HR, Both Sides of the Plate:
Hitting for the Cycle:

OPPONENTS OFFENSE

Most Runs, Game: 24 (7/4 @ MID)
Most Runs, Inning: 9 (3x, Last: 6/26 @ TUL, 2nd inning)
Most Hits, Game (Team): 29 (7/4 @ MID)
Most Hits, Game (Indiv.): 5 (Freeman, 4/25 @ FRI)
Fewest Hits, Game: 2 (2x, Last: 5/8 @ CC)
Most Hits, Inning: 9 (7/4 @ MID, 3rd inning)
Most HRs, Game (Team): 7 (7/4 @ MID)
Most HRs, Game (Indiv.): 2 (8x, Last: Cross, 8/8 vs. NWA)
Most SBs, Game (Team): 7 (4/11 @ MID)
Most SBs, Game (Indiv.): 3 (2x, Last: Church, 7/20 vs. SPR)
Grand Slams: 4 (Last: Rosario, 7/4 @ MID, 8th inning)
Most Runners LOB, Team: 15 (8/16 @ SA)
Most Runs To Overcome Deficit: 4 (8/9 vs. NWA)

OPPONENTS PITCHING

Most Ks Team (9 innings): 18 (4/9 @ MID)
Most Ks, Team (extra innings): 18 (4/19 vs. SPR, 12 innings)
Most Walks, Team: 14 (5/24 @ NWA)
Shutouts: 13 (Last: 8/17 @ SA)
Most Ks, Individual: 12 (3x, Last: Zobac, 8/7 vs. NWA)
Most Walks, Individual: 6 (Krauth, 5/17 vs. FRI)

OPPONENTS DEFENSE

Most Errors, Team: 4 (7/10 @ SA)
Most Errors, Individual: 2 (3x, Last: Matthews, 8/24 vs. CC)
Most Double Plays: 4 (6/22 vs. SA)

MISCELLANEOUS

Longest Home Game Time (9 innings): 3:38 (6/20 vs. SA)
Shortest Home Game Time (9 innings): 2:04 (8/7 vs. NWA)
Longest Road Game Time (9 innings): 4:48 (7/4 @ MID)
Shortest Road Game Time (9 innings): 2:01 (5/9 @ CC)
Longest Game Time (7 innings): 2:39 (6/7 (1) vs. TUL)
Shortest Game Time (7 innings): 1:53 (5/25 @ NWA)
Longest Extra-Inning Game: 3:33 (4/19 vs. SPR, 12 innings)
Longest Game (Innings): 12 (4/19 vs. SPR)
Longest Game Delay (Home): 1:47 (7/2 vs. MID, Rain)
Longest Game Delay (Road): 2:11 (7/4 @ MID, Rain)
Highest Attendance (Home): 7,704 (7/3 vs. MID)
Highest Attendance (Road): 8,076 (6/15 @ FRI)
Lowest Attendance (Home): 3,573 (8/20 vs. CC)
Lowest Attendance (Road): 2,064 (4/10 @ MID)

SOD POODLES TEAM

20 Runs, Game:
20 Hits, Game: 2x, Last: 8/21 vs. CC, 21
10+ Runs, Inning:
Back-to-back 15-hit games:
Everyone in order gets a hit: 4x, Last: 8/21 vs. CC
Everyone in order scores a run: 2x, Last: 8/21 vs. CC
Only player in order to get a hit:
15+ Strikeouts, Game (Batting): 11x (Last: 8/7 vs. NWA, 15 K)
Triple Play:
Winning Streak: 4 (2x, Last: 7/21-25 vs. WCH)
Losing Streak: 7 (6/9-16 vs. TUL, @ FRI)

SOD POODLES OFFENSE

Most Runs, Game: 20 (9/11/21 vs. TUL)
Most Runs, Inning: 11 (6/11/22 vs. FRI, 8th inning)
Most Hits, Game: 24 (9/11/21 vs. TUL)
Most Hits, Game (Indiv.): 5 (3x: Last: Barrosa, 7/22 @ MID)
Fewest Hits, Game: 0 (2x, Last: 8/15/24 @ SA)
Most HRs, Game (Team): 7 (6/5/21 @ FRI)
Most HRs, Game (Indiv.): 3 (3x, Last: Beer (9/1/23 vs MID)
Grand Slams: 20 (Last: Robinson, 8/14/24 @ SA, 8th inning)
Most SBs, Game (Team.): 9 (7/1/23 vs. TUL)
Most SBs, Game (Indiv.): 3 (9x: Last: Lawlar, 8/10/23 @ TUL)
Most Runners LOB, Team: 15 (2x, Last: 5/24/24 @ NWA)
Most Runs Combined (Two Teams): 32 (9/11/21 vs. TUL)
Most Hits Combined (Two Teams): 37 (2x: Last: 4/23/22 vs SA)
Most Home Runs During Series (Two Teams): 34 (9/7-12/21 vs. TUL)
Most Runs To Overcome Deficit: 10 (4/26/23 vs. FRI)

SOD POODLES DEFENSE

Most Errors, Team: 5 (2x, Last: 9/13/23 vs. FRI)
Most Errors, Individual: 2 (33x: Last: Melendez, 7/24/24 vs. WCH)
Most Ground Into Double Plays: 4 (2x: Last: 9/17/21 vs. FRI)

SOD POODLES PITCHING

Most Ks, Team (9 innings): 18 (2x: Last: 5/9/21 @ TUL)
Most Ks, Team (extra innings): 18 (5/19/21 vs MID)
Most Walks, Team: 14 (4/6/24 vs. SA)
Shutouts: 30x: Last: 8/13/24 @ SA
Last Complete Game (9 IP): --
Last Complete Game (7 IP): Nelson (G1, 9/1/21 @ SA)
Last Complete Game (5 IP): Walston (7/29/22 vs. CC)
Last Complete Game Shutout: Frias (8/1/21 vs. SA (7))
Longest Start: 8.0 IP (2x, Last: Hill, 9/1/23 vs MID)
Longest Relief Appearance: 3.1 IP (4x, last: Workman, 4/26 vs FRI)
Most Ks, Individual: 12 (4x: Last: Pfaadt: 6/23/22 @ CC)
Most Walks, Individual: 7 (Nelson, 7/6/21 @ SA)

LAST TIME IT HAPPENED - ALL TIME

SOD POODLES (INDIVIDUAL)

Perfect Game:
No-Hitter (Individual):
No-Hitter (Combined):
No-Hitter (7-Inning): 2x: Tabor, 7/11/21 @ SA; Frias, 8/1/21 vs. SA
1-Hitter (Individual): 7/29/22 (Walston, 5-inning game)
1-Hitter (Combined): 3x: Last: 8/25/23 @ SA; Hill/Rashi/Otanez
2-Hitter (Individual):
2-Hitter (Combined): 7x: Last: 5/8/24 @ CC (Diaz/Rice/Stumpo)
3-Hitter (Combined): 32x: Last: 8/21/24 vs. CC (Giesting/Gutierrez/Sosa)
3-Hitter (Individual):
Complete Game Shutout (9 Inning):
Complete Game Shutout (7 Inning): 2x: Tabor, 7/11/21 @ SA; Frias, 8/1/21 vs. SA
Immaculate Inning: Dylan File (7/3 vs. MID, 1st Inning)
10 or more strikeouts: 22x, Last: File (7/10/24 @ SA)
Four (4) Hits: 48x: Last: Melendez (8/21/24 vs. CC)
Five (5) Hits: 3x: Last: Cedeño (8/18/22 @ MID)
Six (6) Hits:
Three (3) Doubles: 3x: Last: Carroll, (4/23/22 vs SA)
Four (4) Doubles:
Two (2) Triples:
Two HR Game: 42x: Last: Roberts (6/21/24 vs. SA)
Three HR Game: 3x, Last: Beer, 9/1/23 vs MID)
Grand Slam (Home): 14x: Last: Duzenack, 9/27/23 vs. ARK)
Grand Slam (Road): 6x: Last: Robinson, 8/14/24 @ SA
Inside-The-Park HR: 5x: Last: Lawlar (7/3/23 (1) vs TUL)
Back-To-Back HRs: 26x: Last: Vukovich/Roberts (8/24/24 vs. CC)
Back-To-Back-To-Back HRs:
B-2-B-2-B-2-B HRs: 9/11/21 vs. TUL - Garrett/Kennedy/Fletcher/Canzone (3rd inning)
HR, Both Sides of the Plate: 3x: Last: Stankiewicz (7/15/22 vs SA)
Hitting for the Cycle:

OPPONENTS OFFENSE

Most Runs, Game: 24 (7/4/24 @ MID)
Most Runs, Inning: 11 (9/2/22 vs. FRI, 5th inning)
Most Hits, Game (Team): 29 (7/4/24 @ MID)
Most Hits, Game (Indiv.): 6 (Guldberg, 4/10/22 vs MID)
Fewest Hits, Game: 0 (2x: Last: 8/1/21 vs. SA - Frias no-hitter)
Most HRs, Game (Team): 9 (2x, Last: 5/17/22 vs. TUL)
Most HRs, Game (Indiv.): 4 (Chandler Redmond, 8/10/22 vs SPR)
Most SBs, Game (Team): 7 (4/11/24 @ MID)
Most SBs, Game (Indiv.): 3 (3x, Last: Church, 7/20/24 vs. SPR)
Grand Slams: 28 (Last: Rosario, 7/4/24 @ MID, off Valdez, 8th inning)
Most Runners LOB, Team: 16 (4/10/22 vs. MID)
Most Runs To Overcome Deficit: 10 (7/18/21 @ MID)

OPPONENTS PITCHING

Most Ks Team (9 innings): 18 (4/9/24 @ MID)
Most Ks, Team (extra innings): 19 (5/11/19 @ CC, 10)
Most Walks, Team: 14 (5/24/24 @ NWA)
Shutout: 35x: Last: 8/17/24 @ SA
Last Complete Game: Jones (5/26/22 (2) @ ARK)
Last Complete Game Shutout (7 IP): Jones (5/26/22 (2) @ ARK)
Most Ks, Individual: 14 (Dustin May, 6/22/19 @ TUL)
Most Walks, Individual: 7 (Robaina, 7/31/22 vs. CC)

OPPONENTS DEFENSE

Most Errors, Team: 4 (6x: Last: 7/10/24 @ SA)
Most Errors, Individual: 3 (3x: Last: Whitcomb, 4/12/23 vs. CC)
Most Ground Into Double Plays: 4 (3x: Last: 6/22/24 vs. SA)

MISCELLANEOUS

Longest Home Game Time (9 innings): 4:08 (9/11/21 vs. TUL)
Shortest Home Game Time (9 innings): 1:56 (9/1/23 vs MID)
Longest Road Game Time (9 innings): 4:48 (7/4/24 @ MID)
Shortest Road Game Time (9 innings): 1:50 (8/21/22 @ MID)
Longest Game Time (7 innings): 2:39 (6/7/24 (1) vs. TUL)
Shortest Game Time (7 innings): 1:29 (5/26/22 (2) @ ARK)
Longest Extra-Inning Game: 4:08 (4/22/22 vs. SA, 11)
Longest Game (Innings): 13 (6/30/23 vs TUL)
Longest Game Delay (Home): 3:15 (5/18/21 vs. MID)
Longest Game Delay (Road): 2:11 (7/4/24 @ MID)
Highest Attendance (Home): 7,704 (7/3/24 vs. MID)
Highest Attendance (Road): 10,366 (5/18/19 @ FRI)
Lowest Attendance (Home): 3,231 (4/25/23 vs. FRI)
Lowest Attendance (Road): 1,906 (8/17/22 @ MID)
Largest Margin of Victory: 15 (19-4, 6/9/21 vs. CC)
Largest Margin of Defeat: 19 (2x, Last: 24-5, 7/4/24 @ MID)

SOD POODLES TEAM

20 Runs, Game: 20, 9/11/21 vs. TUL
20 Hits, Game: 7x: Last: 21, 8/21/24 vs. CC
10+ Runs, Inning: 2x: Last: 6/11/22 vs. FRI (11, 8th inning)
Back-to-back 15-hit games: 3x: Last: 9/17/23 vs FRI - 9/19/23 vs SA)
Everyone in order gets a hit: 39x: Last: 8/21/24 vs. CC
Everyone in order gets multiple-hits: 5/8/22 vs. MID
Everyone in order scores a run: 10x: Last: 8/21/24 vs. CC
Only player in order to get a hit: 4x: Last: Diaz, G1, 9/1/21 @ SA
15+ Strikeouts, Game (Batting): 31x: Last: 8/7/24 vs. NWA, 15 K
Triple Play:
Winning Streak: 7 (6/6-13/23)
Losing Streak: 7 (2x: 7/30-8/6/22; 6/9-16/24)

SOD POODLES 2024 DAY-BY-DAY



GAME	DATE	OPPONENT	W/L	WINNING PITCHER	LOSING PITCHER	SAVE	RECORD	STANDING	ATTENDANCE	TOG
1	4/5	SA	L, 5-12	Mazur, A (1-0)	Rice, J (0-1)	--	0-1	T-2nd (-1.0)	6,308	3:02
2	4/6	SA	L, 5-18	Roberson, J (1-0)	Albright, L (0-1)	--	0-2	T-4th (-2.0)	4,253	3:20
3	4/7	SA	L, 4-9	Brito, R (1-0)	Diaz, Y (0-1)	--	0-3	T-4th (-3.0)	4,405	2:51
OFF										
4	4/9	@ MID	L, 3-4	Cohen, C (1-0)	Barnes, Z (0-1)	Holman, G (2)	0-4	T-4th (-4.0)	3,213	2:44
5	4/10	@ MID	W, 7-4	Montilla, E (1-0)	Basso, B (0-1)	Montes De Oca, C (1)	1-4	4th (-3.0)	2,064	2:27
6	4/11	@ MID	L, 5-8	Briggs, A (1-0)	Rashi, T (0-1)	Emanuel, S (1)	1-5	T-4th (-4.0)	5,079	2:41
7	4/12	@ MID	W, 7-6	Matthews (1-0)	Cushing, J (1-1)	Montes De Oca, C (2)	2-5	4th (-3.0)	3,630	3:02
8	4/13	@ MID	L, 0-2	Cusick, R (1-0)	Diaz, Y, (0-2)	Holman, G (3)	2-6	4th (-4.0)	4,415	2:18
9	4/14	@ MID	L, 1-11	Leal, D (1-0)	File, D (0-1)	--	2-7	4th (-5.0)	2,108	2:31
OFF										
10	4/16	SPR	W, 13-9	Mabrey, W (1-0)	Rajcic, M (1-1)	Rashi, T (1)	3-7	4th, (-5.0)	4,159	3:01
11	4/17	SPR	L, 1-5	Cornwell, A (1-0)	Lin, Y (0-1)	Bedell, I (1)	3-8	T-4th (-5.0)	4,060	2:32
12	4/18	SPR	W, 6-3	Stumpo, M (1-0)	Marrero, A (0-1)	--	4-8	T-4th (-4.0)	4,337	2:50
13	4/19	SPR	L, 4-9 (12)	Granillo, A (2-0)	Meza, C (0-1)	--	4-9	T-4th (-4.0)	5,219	3:33
14	4/20	SPR	W, 9-6	File, D (1-1)	Nuñez, E, (0-1)	Rashi, T (2)	5-9	4th (-4.0)	5,150	2:56
15	4/21	SPR	L, 2-3	Rajcic, M (2-1)	Hill, J (0-1)	Svanson, M (2)	5-10	T-4th (-4.0)	4,207	2:25
OFF										
16	4/23	@ FRI	W, 12-7	Lin, Y (1-1)	Garcia, R (0-2)	--	6-10	4th (-4.0)	2,356	3:00
17	4/24	@ FRI	W, 4-2	Larsen, D (1-0)	Anderson, B (0-1)	Rashi, T (3)	7-10	4th (-4.0)	2,453	2:26
18	4/25	@ FRI	L, 5-13	Krauth, N (2-0)	Percival, C (0-1)	--	7-11	4th (-5.0)	3,315	2:42
19	4/26	@ FRI	L, 2-3	Acker, D (1-0)	Diaz, Y (0-3)	Birlingmair, R (1)	7-12	4th (-6.0)	5,845	2:49 (:11)
20	4/27	@ FRI	L, 3-4	Rodriguez, A (1-0)	Rashi, T (0-2)	--	7-13	4th (-6.0)	5,158	2:19 (:32)
21	4/28	@ FRI	W, 6-5 (10)	Mabrey, W (2-0)	Birlingmair, R (0-1)	Gutierrez, G (1)	8-13	4th (-5.0)	6,247	2:43
OFF										
22	4/30	MID	L, 4-14	Ginn, J (3-1)	Larsen, D (1-1)	--	8-14	4th (-6.0)	3,816	3:01
23	5/1	MID	W, 7-3	Barnes, Z (1-1)	Salinas, R (2-1)	--	9-14	4th (-5.0)	4,330	2:40
24	5/2	MID	W, 4-0	Diaz, Y (1-3)	Beers, B (2-2)	--	10-14	4th (-5.0)	4,791	2:06
25	5/3	MID	L, 0-8	Basso, B (1-1)	File, D (1-2)	--	10-15	4th (-5.0)	5,439	2:38
26	5/4	MID	L, 0-6	Hoglund, G (3-1)	Hill, J (0-2)	--	10-16	4th (-6.0)	5,611	2:13
27	5/5	MID	L, 4-7	Ginn, J (4-1)	Clayton, L (0-1)	Santos, P (3)	10-17	4th (-7.0)	5,815	2:27
OFF										
28	5/7	@ CC	W, 12-5	Percival, C (1-1)	Santos, A (0-5)	--	11-17	4th (-7.0)	3,093	2:55
29	5/8	@ CC	L, 0-1	Guilfoil, T (2-3)	Diaz, Y (1-4)	Ford, K (2)	11-18	4th (-8.0)	6,896	2:05
30	5/9	@ CC	W, 2-1	File, D (2-2)	Robaina, J (1-1)	Gutierrez, G (2)	12-18	4th (-8.0)	2,827	2:01
31	5/10	@ CC	W, 3-2	Hill, J (1-2)	Ullola, M (1-2)	Grammes, C (1)	13-18	4th (-7.0)	4,325	2:30
32	5/11	@ CC	L, 0-2	Bloss, J (1-0)	Clayton, L (0-2)	Strotman, D (1)	13-19	4th (-8.0)	3,708	2:07
33	5/12	@ CC	L, 6-14	Gomez, C (1-0)	Percival, C (1-2)	--	13-20	4th (-8.5)	4,236	2:55
OFF										
34	5/14	FRI	W, 7-6 (10)	Stumpo, M (2-0)	Ahlstrom, R (2-1)	--	14-20	4th (-8.0)	6,802	2:42
35	5/15	FRI	PTSPD							
36	5/16(1)	FRI	L, 2-10	Garcia, R (2-2)	Corcoran, B (0-1)	--	14-21			2:01
37	5/16(2)	FRI	L, 2-10	Anderson, B (2-2)	Hill, J (2-2)	--	14-22	4th (-10.0)	4,374	2:10
37	5/17	FRI	W, 9-1	Percival, C (2-2)	Krauth, N (3-1)	--	15-22	4th (-10.0)	5,876	2:25
38	5/18	FRI	W, 4-3	Stumpo, M (3-0)	Serrano, F (0-1)	--	16-22	4th (-9.0)	5,989	2:40
39	5/19	FRI	L, 2-3	Jennings, S (3-0)	Mabrey, W (2-1)	DeVito, R (1)	16-23	4th (-9.0)	5,230	2:24
OFF										
40	5/21	@ NWA	W, 6-5	Rice, J (1-1)	Brady, R (1-1)	Stumpo, M (1)	17-23	4th (-9.0)	6,013	2:46
41	5/22	@ NWA	W, 3-1	Corcoran, B (1-1)	Cerantola, E (1-2)	Gutierrez, G (3)	18-23	4th (-8.5)	2,880	2:19
42	5/23	@ NWA	L, 4-2	Avila, L (3-3)	Percival, C (2-3)	Way, B (4)	18-24	4th (-9.0)	3,004	2:11
43	5/24	@ NWA	W, 14-4	Matthews, J (2-0)	Bubic, K (0-1)	--	19-24		4,043	3:16 (1:00)
44	5/25	@ NWA	W, 9-0 (7)	Diaz, Y (2-4)	Barnett, M (2-2)	--	20-24	4th (-8.0)	3,077	1:53
45	5/26	@ NWA	W, 7-6	Rice, J (2-1)	Guerrero, T (0-3)	Stumpo, M (2)	21-24	4th (-7.0)	3,492	2:47
OFF										
46	5/28	@ ARK	W, 2-1	Corcoran, B (2-1)	Castano, B (0-2)	Stumpo, M (3)	22-24	4th (-7.0)	3,252	2:14
47	5/29	@ ARK	L, 0-1	Evans, L (5-2)	Percival, C (2-4)	Taylor, T (3)	22-25	4th (-8.0)	4,006	2:11
48	5/30	@ ARK	L, 3-8	Hill, K (2-1)	File, D (2-3)	--	22-26	4th (-9.0)	5,392	2:47
49	5/31	@ ARK	PPD							
49	6/1	@ ARK	W, 4-2	Diaz, Y (3-4)	VanScoter, R (2-3)	Mabrey, W (1)	23-26			2:07
50	6/1 (2)	@ ARK	L, 1-5	Mercedes, J (2-2)	Hill, J (1-4)	--	23-27	3rd (-10.0)	4,890	2:03
51	6/2	@ ARK	L, 0-2	Curveo, L (4-0)	Amendt, K (0-1)	Taylor, T (4)	23-28	3rd (-11.0)	3,748	2:11

GAME	DATE	OPPONENT	W/L	WINNING PITCHER	LOSING PITCHER	SAVE	RECORD	STANDING	ATTENDANCE	TOG
52	6/4	TUL	W, 4-2	Percival, C (3-4)	Karros, J (1-1)	Stumpo, M (4)	24-28	3rd (-10.0)	5,143	2:22
53	6/5	TUL	L, 1-12	Wroblecki, J (4-2)	File, D (2-4)	--	24-29	3rd (-10.0)	4,225	2:22
54	6/6	TUL	PPD							
54	6/7	TUL	L, 4-17	Morillo, J (2-1)	Diaz, Y (3-5)	--	24-30			2:39
55	6/7 (2)	TUL	W, 6-1	Rashi, T (1-2)	Williams, K (2-6)	--	25-30	3rd (-11.0)	7,196	2:16
56	6/8	TUL	W, 6-3	Morales, F (1-0)	Kopp, R (2-1)	Stumpo, M (5)	26-30	3rd (-10.0)	7,242	2:25
57	6/9	TUL	L, 2-15	Karros, J (2-1)	Percival, C (3-5)	--	26-31	3rd (-11.0)	5,025	3:10
OFF										
58	6/11	@ FRI	L, 1-4	Stephan, J (2-3)	File, D (2-5)	Owens, T (2)	26-32	4th (-12.0)	7,934	2:24
59	6/12	@ FRI	L, 2-11	Chi, B (1-0)	Ray, D (0-1)	--	26-33	4th (-13.0)	4,134	3:02
60	6/13	@ FRI	L, 3-5	DeVito, R (3-0)	Morales, F (1-1)	--	26-34	4th (-14.0)	4,540	2:21
61	6/14	@ FRI	L, 3-4 (10)	Owens, T (1-0)	Albright, L (0-2)	--	26-35	4th (-15.0)	6,725	2:39
62	6/15	@ FRI	L, 1-6	Acker, D (3-2)	Corcoran, B (2-2)	--	26-36	4th (-16.0)	8,076	2:06
63	6/16	@ FRI	L, 0-12	Teodo, E (4-1)	File, D (2-6)	--	26-37	4th (-17.0)	6,136	2:27
OFF										
64	6/18	SA	W, 16-4	Gutierrez, G (1-0)	Krob, A (2-4)	--	27-37	4th (-16.0)	5,028	3:13
65	6/19	SA	W, 7-4	Giesting, S (1-0)	Kollar, J (5-3)	Amendt, K (1)	28-37	4th (-16.0)	4,874	2:20
66	6/20	SA	L, 10-12	Cruz, O (2-0)	Mabrey, W (2-2)	--	28-38	4th (-16.0)	5,338	3:38
67	6/21	SA	W, 10-2	Corcoran, B (3-2)	Snelling, R (1-7)	--	29-38	4th (-15.0)	6,267	2:10 (:44)
68	6/22	SA	W, 4-3 (10)	Amendt, K (1-1)	Pena, F (0-2)	--	30-38	4th (-14.0)	6,580	2:12
69	6/23	SA	L, 1-2 (10)	Routzahn, E (4-0)	Rashi, T (1-3)	--	30-39	4th (-14.0)	5,125	2:33
OFF										
END OF TL FIRST HALF										
70	6/25	@ TUL	W, 7-4	Giesting, S (2-0)	Williams, K (3-7)	Amendt, K (2)	1-0, 31-39	T-1st (+1.0)	4,184	3:13
71	6/26	@ TUL	L, 2-16	Rosario, J (1-0)	Lin, Y (1-2)	--	1-1, 31-40	T-2nd (-1.0)	3,673	2:57
72	6/27	@ TUL	L, 1-2	Hobbs, M (2-1)	Alvarez, J (0-1)	Boyer, L (5)	1-2, 31-41	T-3rd (-1.0)	3,564	2:04
73	6/28	@ TUL	W, 9-2	Corcoran, B (4-2)	Suarez, C (1-3)	--	2-2, 32-41	3rd (-1.0)	7,453	2:45
74	6/29	@ TUL	L, 6-10	Wepf, L (1-0)	Percival, C (3-6)	--	2-3, 32-42	T-3rd (-1.0)	6,828	2:57
75	6/30	@ TUL	L, 3-4	Williams, K (4-7)	Hill, J (1-5)	Wepf, L (1)	2-4, 32-43	T-3rd (-2.0)	3,812	2:28
76	7/1	MID	L, 4-14	Gonzalez, J (4-2)	Giesting, S (2-1)	--	2-5, 32-44	T-4th (-3.0)	4,309	2:40
77	7/2	MID	L, 1-5	Peluse, C (2-1)	Lin, Y (1-3)	--	2-6, 32-45	T-4th (-4.0)	5,484	2:13 (1:47)
78	7/3	MID	L, 1-4	Robles, D (1-2)	File, D (2-7)	Correa, D (5)	2-7, 32-46	T-4th (-5.0)	7,704	2:08
79	7/4	@ MID	L, 5-24	Leal, D (2-2)	Corcoran, B (4-3)	--	2-8, 32-47	T-4th (-6.0)	5,574	4:48 (2:11)
80	7/5	@ MID	W, 7-6	Grammes, C (1-0)	Tomioka, S (2-3)	Stumpo, M (6)	3-8, 33-47	4th (-6.0)	4,039	2:55
81	7/6	@ MID	L, 0-5	Gonzalez, J (5-2)	Giesting, S (2-2)	--	3-9, 33-48	4th (-6.5)	3,563	2:30
OFF										
OFF										
82	7/9	@ SA	L, 5-6	Cruz, O (5-0)	Grammes, C (1-1)	Routzahn, E (4)	3-10, 33-49	4th (-7.5)	4,581	2:33
83	7/10	@ SA	W, 8-1	File, D (3-7)	Lizarraga, V (3-4)	--	4-10, 34-49	4th (-6.5)	2,186	2:31
84	7/11	@ SA	W, 9-3	Corcoran, B (5-3)	Brito, R (2-2)	--	5-10, 35-49	4th (-5.5)	3,356	2:46
85	7/12	@ SA	L, 0-1	Kollar, J (9-3)	Alvarez, J (0-2)	Pena, F (1)	5-11, 35-50	4th (-6.5)	4,480	2:06
86	7/13	@ SA	L, 3-5	Cienfuegos, M (2-0)	Giesting, S (2-3)	Routzahn, E (5)	5-12, 35-51	4th (-7.5)	5,583	2:25
87	7/14	@ SA	W, 4-2	Hill, J (2-5)	Bergert, R (1-7)	Stumpo, M (7)	6-12, 36-51	4th (-6.5)	2,432	2:42
OFF										
TL ALL-STAR BREAK										
88	7/19	SPR	W, 7-1	File, D (4-7)	Mathews, Q (0-1)	--	7-12, 37-51	4th (-5.5)	6,320	2:15
89	7/20	SPR	L, 4-7	Ralston, J (3-1)	Grammes, C (1-2)	Svanson, M (15)	7-13, 37-52	4th (-6.0)	6,686	2:41
90	7/21	SPR	W, 6-5	Matthews, J (3-0)	Rajcic, M (7-8)	Stumpo, M (8)	8-13, 38-52	4th (-6.0)	4,756	2:31
OFF										
91	7/23	WCH	W, 12-3	Rashi, T (2-3)	Nowlin, J (5-5)	--	9-13, 39-52	4th (-6.0)	4,353	2:47
92	7/24	WCH	W, 7-3	Grammes, C (2-2)	Lawyerson, C (1-2)	--	10-13, 40-52	4th (-5.0)	4,248	2:27
93	7/25	WCH	W, 3-2	File, D (5-7)	MacLeod, C (0-1)	Amendt, K (3)	11-13, 41-52	4th (-4.0)	6,859	2:14
94	7/26	WCH	L, 1-4	Raya, M (1-3)	Corcoran, B (5-4)	Morris, A (1)	11-14, 41-53	4th (-5.0)	6,293	2:16
95	7/27	WCH	L, 9-10	Lewis, C (1-2)	Ray, D (0-2)	Bischoff, K (1)	11-15, 41-54	4th (-6.0)	5,612	2:59
96	7/28	WCH	L, 8-10	Rozek, A (5-3)	Giesting, S (2-4)	Stankiewicz, J (2)	11-16, 41-55	4th (-7.0)	4,570	2:42
OFF										
97	7/30	@ CC	W, 11-5	Lin, Y (2-3)	Brown, A (2-7)	--	12-16, 42-55	4th (-6.0)	3,165	3:03
98	7/31	@ CC	L, 1-2 (10)	Ford, K (3-2)	Stumpo, M (3-1)	--	12-17, 42-56	4th (-7.0)	2,667	2:58
99	8/1	@ CC	W, 3-2 (10)	Barnes, Z (2-1)	Rodning, B (0-1)	Alvarez, J (1)	13-17, 43-56	4th (-6.0)	3,889	3:01
100	8/2	@ CC	W, 5-1	Ray, D (1-2)	Ullola, M (5-7)	--	14-17, 44-56	4th (-5.0)	6,211	2:39
101	8/23	@ CC	L, 5-9	Fleury, J (1-3)	Giesting, S (2-5)	--	14-18, 44-57	4th (-6.0)	5,335	2:42
102	8/4	@ CC	L, 2-3	Melendez, J (1-2)	Lin, Y (2-4)	Brown, A (1)	14-19, 44-58	4th (-7.0)	3,343	2:26

SOD POODLES 2024 DAY-BY-DAY



GAME	DATE	OPPONENT	W/L	WINNING PITCHER	LOSING PITCHER	SAVE	RECORD	STANDING	ATTENDANCE	TOG
103	8/6	NWA	W, 10-9 (10)	Rashi, T (3-3)	Simonelli, A (4-2)	--	15-19, 45-58	4th (-6.0)	4,194	3:16
104	8/7	NWA	L, 0-4	Zobac, S (2-2)	Corcoran, B (5-5)	--	15-20, 45-59	4th (-7.0)	3,758	2:04
105	8/8	NWA	W, 8-7	Rashi, T (4-3)	Wallace, J (0-1)	--	16-20, 46-59	4th (-7.0)	5,384	2:30
106	8/9	NWA	L, 6-7 (11)	Way, B (5-3)	Gutierrez, G (1-1)	--	16-21, 46-60	4th (-7.0)	5,757	3:14
107	8/10	NWA	W, 2-1	Lin, Y (3-4)	Guerrero, T (3-6)	Alvarez, J (2)	17-21, 47-60	4th (-6.0)	6,218	2:13 (:57)
108	8/11	NWA	L, 4-6	Flemming, W (4-3)	Elbis, J (0-1)	Paulino, A (10)	17-22, 47-61	4th (-7.0)	4,313	2:32
OFF										
109	8/13	@ SA	W, 5-0	Corcoran, B (6-5)	Krob, A (3-10)	--	18-22, 48-61	4th (-6.0)	3,204	2:40
110	8/14	@ SA	W, 5-3	Hill, J (3-5)	Camarena, D (0-1)	Stumpo, M (9)	19-22, 49-61	3rd (-5.0)	2,543	2:40
111	8/15	@ SA	L, 0-8	Bergert, R (2-7)	Giesting, S (2-6)	--	19-23, 49-62	4th (-6.0)	2,471	2:31
112	8/16	@ SA	L, 2-3 (10)	Brito, R (3-3)	Alvarez, Y (0-3)	--	19-24, 49-63	4th (-6.0)	3,179	3:01
113	8/17	@ SA	L, 0-4	Lizarraga, V (5-6)	Elbis, J (0-2)	--	19-25, 49-64	4th (-6.0)	3,869	2:10
114	8/18	@ SA	W, 5-3	Mabrey, W (3-2)	Rodriguez, B (0-1)	Stumpo, M (10)	20-25, 50-64	4th (-6.0)	2,164	2:23
OFF										
115	8/20	CC	W, 11-6	Ray, D (2-2)	Ullola, M (5-9)	--	21-25, 51-64	4th (-6.0)	3,573	2:46
116	8/21	CC	W, 13-1	Giesting, S (3-6)	Robaina, J (1-2)	--	22-25, 52-64	4th (-6.0)	4,129	2:23
117	8/22	CC	L, 2-6	Mancini, J (4-2)	Lin, Y (3-5)	Fleury, J (1)	22-26, 52-65	4th (-6.0)	4,033	2:13
118	8/23	CC	W, 5-4	Stumpo, M (4-1)	Rodriguez, L (5-5)	--	23-26, 53-65	3rd (-6.0)	5,407	2:40
119	8/24	CC	L, 7-11	Pecko, E (1-2)	Corcoran, B (6-6)	--	23-27, 53-66	4th (-6.0)	5,013	2:54
120	8/25	CC	CNCL (RAIN)				23-27, 53-66	T-3rd (-6.6)		
OFF										
121	8/27	ARK								
122	8/28	ARK								
123	8/29	ARK								
124	8/30	ARK								
125	8/31	ARK								
126	9/1	ARK								
OFF										
127	9/3	@ MID								
128	9/4	@ MID								
129	9/5	@ MID								
130	9/6	@ MID								
131	9/7	@ MID								
132	9/8	@ MID								
OFF										
133	9/10	FRI								
134	9/11	FRI								
135	9/12	FRI								
136	9/13	FRI								
137	9/14	FRI								
138	9/15	FRI								

END OF REG. SEASON