



**SOD
POODLES
BASEBALL
CLUB**

NEWS & NOTES

HODGETOWN

715 S. BUCHANAN ST

AMARILLO, TEXAS 79101

806-803-7762

TWITTER: @SODPOODLES

Sod Poodles Media Relations Department: Director, Cory Hilborne - CoryH@SodPoodles.com, 806-803-9614

San Antonio Missions (71-68, 1-0)
RHP Ryan Bergert (1-2, 2.86 ERA)

VS.

Amarillo Sod Poodles (77-62, 0-1)
RHP Yilber Diaz (1-0, 3.60 ERA)

Thursday, September 21, 2023 • 7:05 PM CT • Nelson Wolff Stadium • Radio: KVWE-102.9 FM • Game 140 • Road Game 70

UPCOMING GAMES

DAY	DATE	OPPONENT	PROBABLE PITCHERS	TIME (CT)	RADIO
Fri	Sept 22	@ SA* (If Necessary) RHP Adam Mazur (0-1, 4.50 ERA)	vs. TBA	7:05 PM	KVWE-102.9 FM
Sun	Sept 24	@ ARK/SPR* (w/ win over SA)	TBA vs. TBA	TBA	KVWE-102.9 FM
Tue	Sept 26	vs ARK/SPR* (w/ win over SA)	TBA vs. TBA	7:05 PM	KVWE-102.9 FM

SA SEASON RESULTS

Date	Site	Result
5/23	@ SA	L, 14-4
5/24	@ SA	L, 4-3
5/25	@ SA	L, 5-4
5/26	@ SA	L, 8-2
5/27	@ SA	W, 1-0
5/28	@ SA	W, 9-3
6/13	vs. SA	W, 10-2
6/14	vs. SA	L, 5-2
6/15	vs. SA	L, 11-9
6/16	vs. SA	L, 12-9
6/17	vs. SA	W, 9-7
6/18	vs. SA	L, 11-4
8/22	@ SA	L, 8-7 (10)
8/23	@ SA	L, 4-2
8/24	@ SA	W, 4-2
8/25	@ SA	W, 1-0
8/26	@ SA	L, 6-5 (10)
8/27	@ SA	L, 11-10
9/19	vs. SA	L, 12-11 (10)

CHASE FOR 81: Ending the regular season at 77-61 on the year, the Sod Poodles have already surpassed the most wins in a single-season in team history. That mark was set at 72 during the 2019 Championship season. The Sod Poodles will need to win four more games in 2023 to once again be crowned Texas League Champions. Amarillo currently holds a 276-258 All-Time record during the regular season and are 282-262 including postseason.

TAWABUNGA: Tim Tawa hit his first home run of the playoffs and made it two straight games with a home run after ending Sunday's regular-season finale with a solo shot. Tuesday night marked the third time this season that Tawa has homered in back-to-back games and his first since June 3rd and 4th on the road in Springfield. It was Tawa's second home run in 15 total games played against the Missions in 2023. Tawa finished the game 3-for-4 with a home run, triple, three RBI, two runs scored, and a walk.

KRISTHIM ROBINSHIM: For the third straight game, D-backs' no. 11 rated prospect hit a home run for Amarillo. Kristian Robinson earned a late-season promotion from Low-A Visalia after hitting four home runs over his final four games with the Rawhide and now has three home runs in six games in Double-A. He joins Ivan Melendez and Neyfy Castillo as the only other Sod Poodles players to homer in three straight games this season. Robinson tied his single-season career-high with 14 home runs with his home run on Sunday and now with 15, has hit more home runs in 2023 than he had in any other season of his professional career. Robinson added a second hit later in the game, giving him back-to-back games with a multi-hit effort, his first two in Double-A.

COOL, CALM, AND CRUSHED BY CALEB: Caleb Roberts hit his 18th and 19th home runs of the season in game one of the playoffs. It was his third multi-home run game of the year - with his last coming on September 1st against Midland. His three multi-home run games are the most by a Sod Poodles player this year and also marked the first multi-home run game by a Sod Poodle in postseason history. 16 of his home runs have come over his last 59 games since June 25th. Roberts entered the playoffs leading all qualified and active Sod Poodles in AVG (.278), doubles (23), and OPS (.905). His 19 long balls currently rank sixth-most in the D-backs farm system in 2023.

TAYLOR THE TOOL TIME RELIEVER: Taylor Rashi worked 1.2 IP on Tuesday's opener without an earned run, extending his streak to eight straight games without an earned run being charged to him dating back to August 19th. His streak now spans 13.1 IP and he has allowed just four hits with 19 strikeouts and two walks issued. His one walk came back on August 29th, giving him nine consecutive innings without surrendering a free pass. His eight games without an earned run is currently the fourth-longest active streak in the Texas League among players still playing.

TO THE BEER GARDEN WE GO: Seth Beer tied the game in the bottom of the ninth with his 14th home run of the campaign and his second over his last three games. Beer played in the 2019 Southern League Playoffs with Double-A Jackson in the D-backs system, hitting a home run in nine games. Tuesday marked the second home run of his Minor League postseason career. Tuesday's solo blast was also the fifth of his season with Amarillo which has come in the eighth inning or later.

PLAYOFF FOUR: Finishing the game 4-for-4, Jancarlos Cintron recorded just the second-ever four-hit playoff game by a Sod Poodle. Edward Olivares did it on September 15 on the road in Tulsa during the Texas League Championship series and now is accompanied by Jancarlos Cintron. Tuesday marked the 131st game Cintron has played in an Amarillo uniform and his first-ever four-hit night as a Sod Poodle.

BOMBS AWAY: Amarillo and San Antonio combined for 10 home runs, with both sides hitting five home runs a piece. Home runs accounted for 18 of the 23 total combined runs on Tuesday night. The five home runs hit by Amarillo tied the most the club has hit in a game this year, the sixth time doing so and first since September 1st against Midland. It was also the third time allowing five home runs, and the first since the second game of the July 3rd doubleheader. The 10 combined home runs was the second time that has happened in the Texas League this year, both games involving the Sod Poodles. Amarillo and Tulsa each swatted five in that second game of the July 3rd doubleheader.

SOD POODLES BREAKDOWN

At Home: 40-29 (0-1)
On the Road: 37-32
Day Games: 11-7
Night Games: 65-54 (0-1)
vs. RHP: 66-51
vs. LHP: 11-10 (0-1)
First Half: 34-35
Second Half: 43-26
April: 11-10
May: 10-16
June: 15-10
July: 15-9
August: 14-13
September: 12-3 (0-1)
Monday: 2-0
Tuesday: 10-11 (0-1)
Wednesday: 12-10
Thursday: 11-11
Friday: 9-13
Saturday: 18-7
Sunday: 15-9

Scoring First: 46-27
Opp. Scoring First: 31-34 (0-1)
Extra Innings: 3-5 (0-1)
Doubleheaders: 6-2
Commit An Error: 41-36 (0-1)
Commit No Errors: 36-25
Walk-Off Wins: 6
Walk-Off Losses: 5

vs. North 1st Half: 7-5
vs. South 1st Half: 27-30
vs. North 2nd Half: 25-11
vs. South 2nd Half: 18-15 (0-1)

Scoring 4+ Runs: 63-37 (0-1)
Opp. Scoring 4+ Runs: 36-59 (0-1)
Scoring 3 Or Fewer Runs: 14-24
Opp. Scoring 3 Or Fewer Runs: 41-2
Out-Hit Opponent/Tie: 64-23 (0-1)
Out-Hit By Opponent: 13-38
Lead After 6: 55-13
Trail After 6: 11-45
Tied After 6: 11-3 (0-1)
Lead After 7: 61-7
Trail After 7: 8-48
Tied After 7: 7-6 (0-1)
Lead After 8: 63-3
Trail After 8: 2-52
Tied After 8: 6-6 (0-1)

Series (W-L-T): 11-6-7

Game 1: 11-13 (0-1)
Game 2: 14-9
Game 3: 12-11
Game 4: 11-11
Game 5: 16-6
Game 6: 13-9
Series Sweeps: 1
Series Been Swept: 0

SAN ANTONIO SERIES CAPSULE

2023 at Home: 2-4 (0-1)
2023 on Road: 4-8
All-Time at Home: 12-12 (0-1)
All-Time on Road: 17-21
All-Time Totals: 29-33 (0-1)

STREAKS

Last 5 Games: 3-2
Last 10 Games: 8-2
Longest 2023 Winning Streak: 7
Longest 2023 Losing Streak: 4 (2x)
All-Time W/L: 276-257

LEAGUE STANDINGS

TEXAS LEAGUE 2ND HALF

North (W-L-PCT-GB)			
#SPRINGFIELD	38-31	.551	—
WICHITA	36-33	.522	2.0
NW ARKANSAS	35-34	.507	3.0
*ARKANSAS	28-41	.406	10.0
TULSA	24-45	.348	14.0

South (W-L-PCT-GB)			
#AMARILLO	43-26	.623	—
MIDLAND	38-31	.551	5.0
CORPUS CHRISTI	37-32	.536	6.0
FRISCO	33-36	.478	10.0
*SAN ANTONIO	33-36	.478	10.0

OVERALL

North (W-L-PCT-GB)			
*ARKANSAS	73-65	.529	—
#SPRINGFIELD	72-66	.522	1.0
TULSA	65-73	.471	8.0
WICHITA	64-73	.467	8.5
NW ARKANSAS	64-74	.464	9.0

South (W-L-PCT-GB)			
#AMARILLO	77-61	.558	—
CORPUS CHRISTI	70-68	.507	7.0
MIDLAND	70-68	.507	7.0
*SAN ANTONIO	70-68	.507	7.0
FRISCO	64-73	.467	12.5

* Clinched 1st half # Clinched 2nd Half

POSTSEASON LEADERS

AVERAGE: 1,000 - Cintron
HITS: 4 - Cintron
2B: 1 - Cintron
TRIPLES: 1 - De Los Santos & Tawa
HOME RUNS: 2 - Roberts
RBI: 5 - Roberts
OPS: 2.667 - Tawa
SB: 1 - Vukovich
SO (P): 4 - Ray
SAVES: --
ERA: 0.00 - 4 Tied
WINS: --

ATTENDANCE

Last: 4,969
Total: 355,440
Average: 5,385
No. of Sellouts: 24



STARTING PITCHER



#17 YILBER DIAZ - RHP

HEIGHT: 6'0"

WEIGHT: 190

B/T: R/R

AGE: 23 (8/19/2000 in Guatire, Venezuela)

3 C

1-0

16/9 K/BB

3.60 ERA

LAST WIN: 9/5/23 @ ARK

LONGEST 2023 OUTING: 7.0 IP (7/8 vs VAN (A+))

LAST HOME RUN ALLOWED: 9/16/23 vs FRI (Wyatt Langford, 6th inning, Solo)

CAREER VS. SA: FIRST APPEARANCE

- Signed by the Arizona Diamondbacks as a minor league free agent on February 5, 2021.
- Is currently ranked as the D-backs' no. 20-rated prospect by MLB Pipeline.
- Appeared in 19 games (1 start) with the DSL D-backs in 2021, going 2-3 with a 5.13 ERA...First professional win came on 8/7/21 vs the DSL D-backs 2.
- Split the 2022 season between Low-A Visalia and High-A Hillsboro, going 4-3 with a 4.06 ERA in 19 games (17 starts).
- Began 2023 with High-A Hillsboro, going 2-10 with a 5.03 ERA in 22 starts with the Hops...Had 124 K and 49 BB across his 87.2 IP.
- Was named NWL Pitcher of the Week for August 29-Sept. 3 after working 5.2 IP, allowing just two hits with nine strikeouts on the road at Vancouver on 8/30.
- Currently is tied for the -most strikeouts in the D-backs farm system in 2023 with 140 and his 25 starts are T-2nd in the organization.

CAREER STATS

YEAR	TEAM	W-L	ERA	G	GS	CG	SHO	IP	H	R	ER	HR	HB	BB	SO	WP	GIDP	BAA
2021	DSL D-backs (RK)	2-3	5.13	19	1	0	0	26.1	24	21	15	1	6	18	17	20	3	.264
2022	Visalia (A-)	4-2	3.56	11	0	0	0	48.0	34	21	19	4	3	21	70	7	2	.199
	Hillsboro (A+)	0-1	4.85	8	8	0	0	29.2	22	18	16	1	5	17	29	4	2	.204
2023	Hillsboro (A+)	2-10	5.03	22	22	0	0	87.2	68	54	49	13	5	49	124	18	1	.215
	Amarillo (AA)	1-0	3.60	3	3	0	0	15.0	12	6	6	1	0	9	16	1	1	.222
MINOR LEAGUE TOTALS		9-16	4.57	63	43	0	0	206.2	160	120	105	20	19	114	256	50	9	.216

2023 HIGHS (AA)

INNINGS: 6.0 IP (9/16 vs FRI)
HITS: 5 (9/10 @ ARK)
RUNS: 3 (9/10 @ ARK)
EARNED RUNS: 3 (9/10 @ ARK)
STRIKEOUTS: 6 (2x, Last: 9/16 vs FRI)
WALKS: 5 (9/10 @ ARK)
HOME RUNS: 1 (9/16 vs FRI)
CONSECUTIVE WINS: 1 (9/5 @ ARK)
CONSECUTIVE LOSSES: --
SHORTEST START: 4.0 (9/10 @ ARK)
PITCHES THROWN: 96 (9/16 vs FRI)

CAREER HIGHS

INNINGS: 7.0 IP (7/8/23 vs VAN A+)
HITS: 7 (5/2/23 vs VAN (A+))
RUNS: 7 (7/30/22 @ EUG (A+))
EARNED RUNS: 7 (7/30/22 @ EUG (A+))
STRIKEOUTS: 10 (2x, Last: 6/25/23 vs EUG (A+))
WALKS: 6 (5/29/23 @ EUG (A+))
HOME RUNS: 2 (2x, Last: 4/25/23 vs TRI (A+))
CONSECUTIVE WINS: 3 (7/8-23/23)
CONSECUTIVE LOSSES: 4 (4/18-5/9/23)
SHORTEST START: 0.0 (7/19/23 vs EUG (A+))
PITCHES THROWN: 98 (7/8/23 vs VAN (A+))

2023 SPLITS (AA)

VS. RIGHT: .136/.296/.273, 3 H, HR, RBI, 8 K, 5 BB, 22 AB
VS. LEFT: .281/.351/.313, 9 H, 2B, RBI, 8 K, 4 BB, 32 AB
HOME: 1 G, 0-0, 3.00 ERA, 6.0 IP, 4 H, 2 R, 2 ER, HR, 6 K, BB
ROAD: 2 G, 1-0, 4.00 ERA, 9.0 IP, 8 H, 4 R, 4 ER, 10 K, 8 BB
W/ RISP: .182/.286/.182, 2 H, 3 K, 2 BB, 11 AB
DAY: 1 G, 0-0, 6.75 ERA, 4.0 IP, 5 H, 3 R, 3 ER, 4 K, 5 BB
NIGHT: 2 G, 1-0, 2.45 ERA, 7 H, 3 R, 3 ER, 12 K, 4 BB
TEAM W/L IN STARTS: 2-1

OPPOSING STARTER - RHP RYAN BERGERT (1-2, 2.86 ERA)

CAREER VS. AMA: 1 G, 0-0, 0.00 ERA, 6.0 IP, 3 H, 9 K, 2 BB


BATTER-PITCHER MATCH-UPS (ACTIVE ROSTER, 2023)

SOD POODLES VS. RYAN BERGERT:

PLAYER	H	AB	AVG	XBH	HR	RBI	BB	SO
Centeno, J	1	2	.500	0	0	0	0	1
D'Orazio, J	1	2	.500	0	0	0	0	0
Duzenack, C	1	3	.333	0	0	0	0	0
Vukovich, A	0	3	.000	0	0	0	0	3
Beer, S	0	3	.000	0	0	0	0	2
Castillo, N	0	2	.000	0	0	0	0	2
De Los Santos, D	0	2	.000	0	0	0	0	1
Cintron, J	0	2	.000	0	0	0	0	0
Roberts, C	0	1	.000	0	0	0	2	0

MISSIONS VS. YILBER DIAZ:

PLAYER	H	AB	AVG	XBH	HR	RBI	BB	SO
Reyes, R								
Castanon, M								
Pauley, G								
Martorella, N								
De La Cruz, M								
Cummings, C								
Bush Jr., H								
Zabala, J								
Hollis, C								



2023 HIGHS: Hits - 4, Runs - 3, RBI - 4, HR - 3, 2B - 2, 3B - 0, BB - 2, K - 3, SB - 0

2023 SPLITS:

LAST GAME: 1-for-5, HR, RBI, R, K POSTSEASON: 1-for-5, HR, RBI, R, K FRI SERIES: 5-for-14, HR, 2B, 4 RBI, 2 R, BB, 3 K	LAST HOME RUN: 9/19 vs SA off Contreras (Solo) LAST MULTI-HIT GAME: 9/15 vs FRI (2-for-3)	CURRENT HITTING: 4 SEASON LONG HITTING: 8 CURRENT ON-BASE: 4 SEASON-ON-ON-BASE: 14
---	--	---

- 🏆 Player of the Month (July, 2019), Baseball America Minor League All-Star (2019) and Baseball America Double-A All-Star (2019).
- 🏆 Made his MLB debut on 9/10/2021 with the D-backs and spent parts of the 2021 and 2022 seasons in the league with 43 career games played.
- 🏆 Hit the seventh walk-off home run in team history on Aug. 5 against Corpus Christi...Completed a five-run comeback.
- 🏆 **Recorded the first three-HR game of his professional career on September 1 vs Midland....Amarillo's third-ever three-HR game.**
- 🏆 **Was named Texas League Player of the Week for Aug 29 - Sept. 3 after hitting 10-for-19 (4 HR, 2 2B, 8 RBI, 9 R, 2 BB, HBP, 4 K) vs MID.**

2023 HIGHS: Hits - 4, Runs - 3, RBI - 5, HR - 2, 2B - 2, 3B - 1, BB - 2, K - 4, SB - 1

2023 SPLITS:

LAST GAME: 0-for-4, BB, 2 R, 3 K	LAST HOME RUN: 9/3 vs MID off Leal (3-Run)	CURRENT HITTING: 0
POSTSEASON: 0-for-4, BB, 2 R, 3 K	LAST MULTI-HIT GAME: 9/6 @ ARK (2-for-4)	SEASON LONG HITTING: 14
FRI SERIES: 2-for-17, 2B, 3B, RBI, 2 BB, 2 R, 3 K		CURRENT ON-BASE: 2
		SEASON-ON-ON-BASE: 15

- Had his first three-hit night in 2023 with a 3-for-4 performance against San Antonio...Had three-straight multi-hit games (6/11-14).
- Had a career-long hit streak of 14 games (6/4-28)...Surpassing his previous career-long of 13 games with Visalia (6/27-7/17/21).
- Recorded a home run in three straight games for the first time in his professional career from July 15-18.** Had five separate consecutive HR games for Low-A Visalia during the 2021 season in which he set a single-season career-high with 21 home runs.
- Hit .317 (20-for-63) with five home runs, three doubles, 15 RBI, and 12 runs scored in 17 games during the month of July.
- Was named Texas League Player of the Week for August 14-20 after hitting .478 (4 HR, 2 2B, 3B, 14 RBI, 9 R) against Arkansas.**

2023 HIGHS: Hits - 4, Runs - 2, RBI - 3, HR - 1, 2B - 2, 3B - 0, BB - 2, K - 4, SB - 1

2023 SPLITS:

LAST GAME: 0-for-4, 2 K POSTSEASON: FRI SERIES: 1-for-11, 3 K	LAST HOME RUN: 4/13 vs. CC off Cobos LAST MULTI-HIT GAME: 9/6 @ ARK (2-for-3)	CURRENT HITTING: 0 SEASON LONG HITTING: 9 CURRENT ON-BASE: 0 SEASON-ON-ON-BASE: 15
--	--	---

- 🏆 2017 World Series Champion (HOU).
- 🏆 Made his MLB Debut on 9/18/2013 with the New York Mets and collected his first single that night off 3-time All-Star Matt Cain.
- 🏆 Set a career-high with 15 home runs including 14 in 81 games with Amarillo in 2022.
- 🏆 Named a Texas League Post-Season All-Star (2022) and the MiLB.com Organization All-Star (2022, ARI).
- 🏆 Recorded just the fourth four-hit game of his professional career on Sept. 3 vs Midland...Last four-hit game came on 8/22/15 with Triple-A Colorado Springs...Has played in 1,002 professional games (including postseason).

2023 HIGHS: Hits - 2, Runs - 1, RBI - 2, HR - 1 , 2B - 1 , 3B - 1 , BB - 3 , K - 3 , SB --

2023 SPLITS:

LAST GAME: 1-for-1	LAST HOME RUN: 8/12 @ TUL off Ryan (2-Run)	CURRENT HITTING: 2
POSTSEASON:	LAST MULTI-HIT GAME: 8/17 vs. ARK (2-for-4)	SEASON LONG HITTING: 4
FRI SERIES: 2-for-7, RBI, K		CURRENT ON-BASE: 2
		SEASON-LONG ON-BASE: 4

- 👤 Signed by the Arizona Diamondbacks as a minor-league free agent on July 2, 2019
- 👤 Made his professional debut during the 2021 season with Low-A Visalia...Recorded two hits and three RBI in his first game.
- 👤 Ended his first pro season hitting .198 in 83 games with six HR between Visalia and three games in the Arizona Complex League.
- 👤 Combined to hit .236 in 88 games between Visalia and High-A Hillsboro during the 2022 season...Hit 21 doubles between the two.
- 👤 Began the 2023 season with Hillsboro, hitting .207 in 59 games for the Hops.
- 👤 Was assigned to the ACL on July 13 and proceeded to hit .357 in nine games.
- 👤 Hit a home run in his Double-A debut for his first hit with Amarillo, going 1-for-2 with two walks on Aug. 3 vs Corpus Christi

2023 HIGHS: Hits - 2, Runs - 1, RBI - 1, HR --, 2B - 1, 3B --, BB - 1, K - 3, SB - 1

2023 SPLITS:

LAST GAME: 4-for-4, 2B, 2 R, BB	LAST HOME RUN: 8/15 vs ACL Rockies off Luciano (Solo)	CURRENT HITTING: 4
POSTSEASON: 4-for-4, 2B, 2 R, BB	LAST MULTI-HIT GAME: 9/19 vs SA (4-for-4)	SEASON LONG HITTING: 4
FRI SERIES: 6-for-17, 2B, BB, R, 4 K		CURRENT ON-BASE: 4
		SEASON-LONG ON-BASE: 4

- 👤 Signed by the Arizona Diamondbacks on June 22, 2017 as a minor league free agent.
- 👤 Has appeared in 110 games with Amarillo since 2021, hitting .268 (23 2B, 12 HR, 62 RBI, 25 BB).
- 👤 In 65 games with Triple-A Reno in 2022, hit .353 (21 2B, 3 3B, 3 HR, 29 RBI, 16 BB)...Led the D-backs system hitting .338 in 103 games.
- 👤 Was placed on the 60-day IL on March 31, 2023.
- 👤 Began a rehab assignment in the Arizona Complex League on August 5th...Hit .323 in 11 games (HR, 5 RBI, 5 BB).
- 👤 Last Double-A appearance with Amarillo was on May 21, 2022...Hit .311 in 38 games with Amarillo in 2022 (13 2B, 4 HR, 30 RBI, 9 BB).
- 👤 One of just two players with a four-hit game for Amarillo in the playoffs (Edward Olivares, 9/15/19 @ TUL).

#2 J.J. D'ORAZIO - C					2023 HIGHS: Hits - 3, Runs - 2, RBI - 3, HR - 1, 2B - 1, 3B - 1, BB - 1, K - 2, SB --																
HEIGHT: 6'1"					WEIGHT: 170		B/T: R/R		AGE: 21 (12/28/2001 in Maracay, VEN)							2023 SPLITS:					
G	AVG	OBP	SLG	AB	R	H	2B	3B	HR	RBI	BB	SB/ATT	SO	V.RHP	V.LHP	HOME	AWAY	RISP			
37	.217	.236	.297	138	12	30	6	1	1	13	4	-/-	33	.208	.278	.222	.212	.225			
LAST GAME: 0-for-2, K					LAST HOME RUN: 8/27 @ SA off Blanchard (3-Run)										CURRENT HITTING: 0						
POSTSEASON:					LAST MULTI-HIT GAME: 8/31 @ SA (2-for-3)										SEASON LONG HITTING: 8						
FRI SERIES: 1-for-12, BB, RBI, 3 K															CURRENT ON-BASE: 0						
															SEASON LONG ON-BASE: 8						

- Traded to the Arizona Diamondbacks from the Toronto Blue Jays on Sept. 1, 2021 along with LHP Yaifer Perdomo as the PTBNL in the Joakim Soria trade.
- Currently ranked as the D-backs' no. 25 rated prospect (MLB Pipeline)
- Hit just two home runs during his first two professional seasons in the Blue Jays system (74 games)...Has hit 11 in 191 games with ARI.
- Has a hit in 20 of his first 37 Double-A games with 8 XBH...First 3-hit night with Amarillo on July 29 at Midland.
- Ranks in the top 10 in the D-backs farm system this year in: 2B (23, T-5th), hits (110, 8th), and AVG (.276, 9th).
- Hit his first Double-A homer on August 27 on the road in San Antonio...Was a three-run shot in the top of the 9th inning.

#13 DEYVISON DE LOS SANTOS - INF													2023 HIGHS: Hits - 4, Runs - 3, RBI - 3, HR - 1, 2B - 2, 3B - 1, BB - 2, K - 3, SB - 1									
HEIGHT: 6'1"			WEIGHT: 185			B/T: R/R			AGE: 20 (6/21/1993 in Santo Domingo, Dominican Republic)				2023 SPLITS:									
G	AVG	OBP	SLG	AB	R	H	2B	3B	HR	RBI	BB	SB/ATT	SO	V.RHP	V.LHP	HOME	AWAY	RISP				
113	.254	.297	.431	452	73	115	16	2	20	61	25	4/5	125	.260	.228	.314	.188	.242				
LAST GAME: 2-for-5, 3B, K						LAST HOME RUN: 9/15 vs FRI off Serrano (Solo)								CURRENT HITTING: 6								
POSTSEASON: 2-for-5, 3B, K						LAST MULTI-HIT GAME: 9/19 vs SA (2-for-5)								SEASON LONG HITTING: 12								
FRI SERIES: 6-for-19, 2 HR, 2B, 4 RBI, 5 R, BB, 7 K														CURRENT ON-BASE: 6								
														SEASON-LONG ON-BASE: 16								

- Is currently ranked as the D-backs' no.5-rated prospect
- Named the NWL Player of the Week (7/31/22), MiLB.com Organization All-Star (2022) and Single-A Postseason All-Star (Baseball America).
- Won the batting title in the California League in 2022, hitting .329 in 78 games played for Visalia despite a promotion to Hillsboro on July 22, 2022.
- Had a season-high 12-game hit streak (6/29 - 7/25) that included seven multi-hit games during the streak...Had a 14-game streak from 7/8-28/22
- Since returning to the active roster on July 14th (50 G), he is hitting .312 (64-for-205) with 13 home runs, 12 doubles, two triples, and 34 RBI.
- Has been named D-backs' MiLB Player of the Month three times: June (2022), July (2022), July (2023).

#26 CAMDEN DUZENACK - INF										2023 HIGHS: Hits - 3, Runs - 3, RBI - 5, HR - 1, 2B - 2, 3B - 0, BB - 2, K - 4, SB - 1														
HEIGHT: 5'7"					WEIGHT: 170					B/T: R/R					AGE: 28 (3/8/1995 in Melissa, TX)					2023 SPLITS:				
G	AVG	OBP	SLG	AB	R	H	2B	3B	HR	RBI	BB	SB/ATT	SO	V. RHP	V. LHP	HOME	AWAY	RISP						
67	.320	.392	.502	253	43	81	16	0	10	47	23	4/9	54	.325	.298	.330	.312	.338						
LAST GAME: 1-for-6, R, 3 K						LAST HOME RUN: 9/15 vs FRI off Garcia (Solo)						CURRENT HITTING: 2												
POSTSEASON: 1-for-6, R, 3 K						LAST MULTI-HIT GAME: 9/17 vs FRI (2-for-3)						SEASON LONG HITTING: 12												
FRI SERIES: 5-for-19, HR, 3 RBI, 2 R, BB, 6 K						CURRENT ON-BASE: 2																		
													SEASON LONG ON-BASE: 27											

- Duzenack is entering his 6th professional season, having spent time at every level of minor league ball from Rookie to Triple-A.
- In his debut season (2017), he belted 16 doubles, a triple, and three homers in 222 AB's with A (Short) Hillsboro, slugging .410 that year.
- He logged 318 Triple-A at-bats last season with Reno, slashing .261/.308/.465 while sending 13 balls over the wall accompanied by 20 two-baggers and three triples.
- Earned Amarillo's second walk-off win on 5/31/23 after hitting a two RBI single while the club was down by one run with two outs and the bases loaded.
- Had a 12-game hit streak from June 15-July 4, hitting .449 (22-for-49) with five doubles, three home runs, 14 RBI, and four walks during the stretch.
- Through his first 30 games at HODGETOWN in 2023, is hitting .330 with 11 XBH and 19 RBI...Has a hit in 21-of-30 games played at home.

#7 CALEB ROBERTS - OF					2023 HIGHS: Hits - 4, Runs - 3, RBI - 4, HR - 2, 2B - 2, 3B - 1, BB - 4, K - 4, SB - 1														
HEIGHT: 6'1"					WEIGHT: 195		B/T: L/R		AGE: 23 (2/9/2000 in West Palm Beach, FL)					2023 SPLITS:					
G	AVG	OBP	SLG	AB	R	H	2B	3B	HR	RBI	BB	SB/ATT	SO	V.RHP	V.LHP	HOME	AWAY	RISP	
97	.278	.382	.523	367	72	102	23	8	17	66	58	11/14	114	.285	.235	.333	.219	.291	
LAST GAME: 3-for-6, 2 HR, 5 RBI, 2 R, 2 K						LAST HOME RUN: 9/19 vs SA off Camarena (3-Run)								CURRENT HITTING: 2					
POSTSEASON: 3-for-6, 2 HR, 5 RBI, 2 R, 2 K						LAST MULTI-HIT GAME: 9/17 vs FRI (2-for-3)								SEASON LONG HITTING: 9					
FRI SERIES: 6-for-17, 2B, 2 R, 2 BB, 3 K						CURRENT ON-BASE: 2													
													SEASON LONG ON-BASE: 19						

- Had a season-high nine game hit streak, where he is hit .400 (16-for-40, 2 HR, 3 2B, 3B, 7 RBI, 3 BB, 8 R) from June 28-August 9
- Became the first Sod Poodle to ever homer in four straight games, doing so from June 30 - July 3...Has hit 16 home runs since June 25 (59 G) including his first career grand slam on July 3...It was Amarillo's second in 2023, and the 13th overall in franchise-history.
- Logged his second multi-HR game of the season on September 1 vs Midland...Set his single-season career-high for HR during the performance.
- Was named Texas League Player of the Week for June 26 - July 2 after hitting .438 (7-for-16) with 3 HR, 2 2B, 4 RBI, 3 BB, .550 OBP, 1.125 SLG vs Tulsa.
- Set a career-high with a four-hit game on August 1 vs. CC where he fell a home run shy of the cycle...His eight triples are 2nd in the league.

#3 KRISTIAN ROBINSON - OF															2023 HIGHS: Hits - 2, Runs - 2, RBI - 3, HR - 1, 2B - 1, 3B --, BB - 1, K - 3, SB --														
HEIGHT: 6'3"					WEIGHT: 190					B/T: R/R					AGE: 22 (12/11/2000 in Nassau, Bahamas)					2023 SPLITS:									
G	AVG	OBP	SLG	AB	R	H	2B	3B	HR	RBI	BB	SB/ATT	SO	V.RHP	V.LHP	HOME	AWAY	RISP											
5	.250	.294	.688	16	4	4	1	-	2	6	1	-/1	7	.267	.000	.250	---	.400											
LAST GAME: 2-for-5, HR, 2 RBI, R, 2 K										LAST HOME RUN: 9/19 vs SA off Snelling (2-Run)										CURRENT HITTING: 3									
POSTSEASON: 2-for-5, HR, 2 RBI, R, 2 K										LAST MULTI-HIT GAME: 9/19 vs SA (2-for-5)										SEASON LONG HITTING: 3									
FRI SERIES: 4-for-16, 2 HR, 2B, 6 RBI, BB, 4 R, 7 K																				CURRENT ON-BASE: 3									
																				SEASON-LONG ON-BASE: 3									

- Signed by the Arizona Diamondbacks as an international free agent in July 2017 for \$2.5 Million.
- Currently ranked as the D-backs' no. 11-rated prospect...was at one point the No. 1 prospect in the org and #43 in all of baseball.
- Missed the 2021-2022 seasons after dealing with legal issues and visa concerns.
- Was optioned to Low-A Visalia from the D-backs 40-man roster on May 29, 2023 and appeared in 43 games hitting .288 (18 XBH, 26 RBI).
- Appeared in High-A for the first time after a promotion on July 13th and hit .265 in 10 games (2 HR, 6 RBI) before being DFA on 8/12.
- Came to Amarillo riding a 4-game multi-hit streak with the Rawhide and has hit four home runs during the span.
- Has three straight games with a home run on 9/16-17 vs Frisco & 9/19 vs SA...Has seven home runs over his last 10 games played.

TEAM BATTING

OVERALL (REGULAR SEASON)

	AVG	G	AB	R	H	TB	2B	3B	HR	RBI	BB	SO	SB	CS	OBP	SLG	OPS
	.271	138	4707	823	1274	2168	249	33	193	763	500	1314	166	56	.348	.461	.809

MONTHLY

APRIL	.260	21	718	120	187	307	33	6	25	112	79	214	35	8	.336	.428	.764
MAY	.236	26	845	123	199	319	41	5	23	114	95	231	33	9	.318	.378	.696
JUNE	.296	25	883	170	261	443	52	8	38	158	95	232	32	10	.375	.502	.877
JULY	.283	24	788	166	223	419	53	7	43	152	94	222	31	11	.370	.532	.902
AUGUST	.277	27	960	167	266	449	50	5	41	153	99	273	26	10	.351	.468	.819
SEPTEMBER	.269	15	513	77	138	231	20	2	23	74	38	142	9	8	.327	.450	.777
POSTSEASON	.386	1	44	11	17	37	1	2	5	11	4	13	1	0	.429	.841	1.270

HOME VS. ROAD (INCLUDING POSTSEASON)

HOME	.303	70	2406	488	729	1320	134	20	139	464	221	675	89	22	.368	.549	.942
ROAD	.240	69	2345	346	562	885	116	15	59	310	283	652	78	34	.329	.377	.706

SITUATIONAL SPLITS (INCLUDING POSTSEASON)

	AVG	G	AB	H	TB	2B	3B	HR	RBI	BB	SO	OBP	SLG	OPS
VS RIGHT	.274	139	3934	1078	1859	216	29	169	655	435	1102	.354	.473	.827
VS LEFT	.261	77	817	213	346	34	6	29	119	69	225	.323	.424	.747
W/ RISP	.274	139	1368	375	644	79	14	54	569	189	413	.363	.471	.834
TEAM IS AHEAD	.260	111	1888	491	826	114	13	65	304	203	530	.342	.438	.780
TEAM IS BEHIND	.283	103	1780	508	874	78	12	88	317	201	500	.364	.491	.855

HOME RUNS

MULTI-RBI GAMES

MULTI-HIT GAMES

PLAYER	SOLO	2R	3R	GS	TOTAL	2	3	4	5+	TOTAL	2	3	4	5+	TOTAL
Beer	10	4			14	13	1	1		15	22	4	2		28
Bliss	8	3	1		12	8	3			11	23	12			35
Carrion						1				1					
Castillo	8	4	4	1	17	5	4	2	1	12	13	5	1		19
Centeno	1				1	5	1			6	16	3	1		20
Chen	1	1			2	2				2	1				1
Cintron											4		1		5
D'Orazio			1		1		1			1	6	2			8
Dalesandro	1				1		1			1	6	2			8
De Los Santos	7	12	1		20	12	3			15	29	5	1		35
Del Castillo	6	4	2		12	5	3	2		10	16	1			17
Duzenack	7	1	1	1	10	8	3	1	1	13	19	7			26
English	4	1	1		6	3	1	1		5	5				5
Enriquez						3				3	4	1	1		6
Guzman		1			1	1	1			2	1	1			2
Lawlar	6	7	2		15	6	2	1		9	21	4			25
Melendez	7	3	2		12	3	3	3		9	8	3			11
Roberts	10	5	3	1	19	10	4	2	1	17	26	7	1		34
Robinson		2	1		3	2	1			3	2				2
Tawa	14	6	2	1	23	11	5		2	18	25	6	1		32
Valdez		1			1		1			1	1	1			2
Vicuña	2		2		4		2			2	1	2	1		4
Vukovich	13	5	4	2	24	9	8	4	2	23	25	7			32
Watkins						1				1					
TOTALS:	104	60	27	6	197	108	48	17	7	180	272	73	10	0	355

HOME RUN VARIANTS

WALK-OFF HR (2): Beer (8/5 vs CC, 9th inning, solo); **Vukovich** (8/29 vs MID, Solo)

BACK-TO-BACK HR (7): English/Vukovich (4/16 vs CC, 7th inning); **Roberts/Vukovich** (6/3 (1) vs. SPR, 6th inning); **Del Castillo/De Los Santos** (6/13 vs SA, 7th inning); **Beer/Roberts** (7/1 vs TUL, 6th inning); **Lawlar/Vukovich** (7/3 (1) vs TUL, 1st inning); **Roberts/Melendez** (7/23 vs WCH, 1st inning); **Beer/Vukovich** (9/15 vs FRI, 8th inning)

MUTLI-HR GAMES (9): **Roberts** (3x, 7/15 vs FRI, 9/1 vs MID; 9/19 vs SA); **Melendez** (2x, 7/18 vs WCH, 7/23 vs WCH); **Tawa** (2x, 6/29 vs TUL, 8/12 @ TUL); **Vukovich** (6/10 @ MID); **Castillo** (8/16 vs ARK)

THREE-HR GAMES (2): **Vukovich** (7/3 (1) vs TUL); **Beer** (9/1 vs MID)

EXTRA-INNING HR (1): **Roberts** (9/19 vs SA, SDCS Gm 1)

GRAND SLAMS (6): **Vukovich** (2x, 6/4 vs. SPR, 5th inning; 8/2 vs CC, 4th inning); **Roberts** (7/3 (2) vs TUL, 5th inning); **Tawa** (7/9 @ SPR, 3rd inning); **Duzenack** (7/30 @ MID, 7th inning); **Castillo** (8/15 vs ARK, 5th inning)

INSIDE-THE-PARK HR (1): **Lawlar** (7/3 (1) vs TUL, 1st inning)

PINCH-HIT HR (0):

HR IN CONSECUTIVE GAMES (27): **De Los Santos** (4x, 7/18-19 vs WCH; 8/17-18 vs ARK; 8/22-23 @ SA; 9/2-3 vs MID); **Vukovich** (4x: 5/5-6 @CC; 6/1-6/3 G1 vs SPR; 6/17-18 vs SA; 7/21-22 vs WCH); **Del Castillo** (3x: 5/30-31 vs. SPR; 6/8-10 @ MID; 7/8 @ SPR); **Tawa** (3x: 5/28 @ SA - 5/30 vs. SPR; 6/3/4 vs. SPR; 9/17 vs FRI-9/19 vs SA); **Bliss** (2x: 5/5-6 @ CC; 6/10 @MID - 6/13 vs SA); **Castillo** (2x: 7/15-16 vs FRI; 8/15-16 vs ARK); **Roberts** (2x: 6/25 @ CC, 6/28 vs TUL; 6/30-7/1 vs TUL); **Melendez** (2x: 7/14-15 vs FRI; 8/12 @ TUL - 8/15 vs ARK); **Lawlar** (4/15 vs. CC - 4/18 @ NWA); **English** (4/23 @ NWA - 4/25 vs. FRI); **Beer** (9/1-2 vs MID); **Duzenack** (9/2-3 vs MID); **Robinson** (9/16-17 vs FRI)

HR IN THREE CONSECUTIVE GAMES (4): **Melendez** (2x: 7/14-15 vs FRI, 7/18 vs WCH; 8/12 @ TUL - 8/15-16 vs ARK); **Castillo** (7/15-16 vs FRI, 7/18 vs WCH); **Robinson** (9/16-17 vs FRI, 9/19 vs SA)

HR IN FOUR CONSECUTIVE GAMES (1): **Roberts** (6/30 - 7/3 vs TUL)

LEAD OFF HR (10): **Bliss** (6x: 4/27 vs. FRI; 5/10 vs. MID; 5/18 @ FRI; 6/10 @ MID; 6/13 vs SA; 6/22 @ CC); **Duzenack** (6/11 @ MID; 9/15 vs FRI); **Tawa** (6/4 vs. SPR); **Vicuña** (8/5 vs CC)

STARTS BY BATTING ORDER (TEAM RECORD)										STARTS BY POSITION (TEAM RECORD)								
PLAYER	1	2	3	4	5	6	7	8	9	C	1B	2B	3B	SS	LF	CF	RF	DH
Beer			4-1	35-18	15-9	0-1					42-24							12-5
Bliss	32-36											26-29		5-5				2-2
Carrion									1-0						1-0			
Castillo				0-1	1-0	7-6	17-9	16-23	11-6		2-3				4-4	6-7	38-24	2-7
Centeno		1-2	2-1	0-2	0-1	7-1	10-8	15-8	4-6	25-16								14-13
Chen								2-1	7-3			7-4		1-0				1-0
Cintron						1-0	2-1	4-3	5-4			3-4	1-1	8-3				
D'Orazio						0-1	5-2	9-7	7-5	16-10								5-5
Dalesandro	1-0						2-2	5-1	19-21	0-1					6-3	15-18	6-2	
De Los Santos			0-1	11-9	18-24	32-12	3-4				17-16		44-30					3-4
Del Castillo		1-0	0-2	4-4	16-8	4-10	6-8			17-24								14-8
Duzenack	25-13	3-1				0-2	2-5	4-4	6-1			8-6	5-6	14-10	7-3	3-1	3-0	
English			7-5	1-0	1-1		1-0	1-1			8-3				1-2			2-2
Enriquez	1-1	0-1	4-8	0-1	1-0	1-0	3-7	7-2	2-6							2-0	15-24	2-2
Guzman							2-3		2-2						3-4		1-1	
Lawlar	5-1	42-41												44-40				2-2
Melendez			1-0	13-13	6-5						5-5		11-13					4-0
Roberts	6-2	14-6	17-17	1-2	2-4	3-5	12-5	0-1		19-11	2-5				25-17		2-4	7-5
Robinson		0-1					2-1	1-1							2-1	0-1		1-1
Tawa	4-8	16-10		1-1	11-6	14-17	10-7	7-4				29-17	1-4		13-10	12-13	5-5	3-3
Valdez								1-0	3-1			2-0	2-1					
Vicuña	3-1							5-6	8-5			2-2	4-1	5-4	2-5		3-0	0-1
Vukovich			42-27	11-11	6-4	8-7					1-6		9-6		12-12	39-22	4-1	2-2
Watkins									2-2						1-1		0-1	1-0

8+ GAME HITTING STREAKS (CURRENT IN BOLD)						
PLAYER	LENGTH / DATES	STREAK STATS				
Castillo	14 G, 6/4-28	.352 (19-for-54), 3 HR, 2 2B, 3B, 12 RBI, 12 R, 4 SB				
Dalesandro	13 G, 5/28-7/4	.409 AVG (18-for-44), HR, 2 2B, 2 3B, 5 RBI, 4 BB, 6 SB, 10 R				
De Los Santos	12 G, 6/29-7/25	.408 (20-for-49), 2 HR, 2 2B, 3B, 11 RBI, 10 R, BB				
Duzenack	12 G, 6/15-7/4	.449 AVG (22-for-49) 5 2B, 3 HR, 14 RBI, 13 R, 4 BB				
English	12 G, 4/19-5/2	.370 AVG (17-for-46), 6 2B, 4 HR, 16 RBI, 7 BB, 8 R				
Vukovich	11 G, 4/29-5/16	.348 AVG (16-for-46), 3 2B, 3 HR, 3B, 9 RBI, BB, 9 R				
Bliss	10 G, 4/6-4/19	.438 AVG (21-for-48), 3 2B, 2 3B, HR, 8 RBI, 8 R				
De Los Santos	10 G, 8/12-24	.349 AVG (15-for-43), 5 HR, 2 2B, 11 RBI, 13 R				
Del Castillo	10 G, 5/19-5/31	.406 AVG (13-for-32), 2 2B, 2 HR, 8 RBI, 9 BB, 7 R				
Tawa	10 G, 5/28-6/15	.395 AVG (15-for-38), 4 HR, 2 2B, 10 RBI, 3 BB, 6 R				
Bliss	9 G, 6/8-18	.395 AVG (17-for-43), 3 HR, 4 2B, 3B, 13 RBI, 10 R				
Bliss	9 G, 5/23-6/3	.357 AVG (15-for-42), 2B, 3B, 2 BB, 3 RBI, 6 SB, 8 R				
Bliss	9 G, 5/4-5/14	.459 (17-for-37), 4 2B, 4 HR, 8 RBI, 4 BB, 10 R, 3 SB				
Centeno	9 G, 8/6-27	.371 AVG (13-for-35), 3 2B, 3 RBI, 4 BB, 4 R				
Lawlar	9 G, 7/30-8/10	.385 AVG (15-for-39), 3 2B, 2 HR, 9 RBI, 13 R, 4 BB				
Lawlar	9 G, 6/6-15	.410 AVG (16-for-39), 2 HR, 4 2B, 3B, 4 RBI, 4 BB, 14 R				
Vukovich	9 G, 9/3-15	400 AVG (14-for-35), 3 HR, 8 RBI, 2 BB, 7 R				

FIELDING

CATCHER'S BOX (W/L BASED ON STARTS)						
PLAYER	CS	SB	ATT	CS %	PB	W-L
Centeno	9	36	45	.200	4	25-16
D'Orazio	10	30	40	.250	3	16-10
Dalesandro	0	4	4	.000	0	0-1
Del Castillo	14	38	52	.269	7	17-24
Roberts	12	35	47	.255	9	19-11
TOTAL	45	144	189	.238	23	77-62

TEAM FIELDING						
%	G	PO	A	E	DP	PB
.979	139	3644	1168	105	100	23

MULTI-RUN INNINGS		
RUNS	NO. OF TIMES	LAST
2	98	9/19 vs SA, 4th inning
3	40	9/19 vs SA, 6th inning
4	33	9/19 vs SA, 10th inning
5	13	9/3 vs MID, 3rd inning
6	11	9/17 vs FRI, 5th inning
7	5	6/29 vs TUL, 1st inning
8+	-	

SCORE BY INNING											
	1	2	3	4	5	6	7	8	9	10	11+
OPP	89	89	91	94	113	118	84	70	54	11	3
AMA	97	95	99	82	112	85	113	92	48	9	2
TOTAL	815										

ERRORS BY POSITION		
POSITION	SOD POODLES	OPPONENT
C	14	11
1B	9	14
2B	19	14
3B	24	17
SS	17	20
LF	3	5
CF	4	5
RF	4	6
P	11	16
TOTAL	105	108

NOTABLE GAMES



AMARILLO HAVE 5 OR FEWER HITS		
DATE	HITS	OPPONENT
4/15	4	CC
4/20	4	@NWA
4/22	3	@NWA
4/27	5	FRI
5/2	5	@CC
5/4	2	@CC
5/12	5	MID
5/14 (G2)	4	MID
5/16	2	@FRI
5/18	2	@FRI
5/19	4	@FRI
5/21	4	@FRI
5/26	5	@SA
6/20	4	@CC
7/8 (1)	5	@ SPR
7/20	5	vs WCH
7/21	5	vs WCH
8/10	5	@ TUL
8/11	3	@ TUL
8/23	5	@ SA
8/25	4	@ SA
8/31	5	vs MID
9/12	5	vs FRI
9/13	5	vs FRI
9/16	5	vs FRI
TOTAL: 25 (10 HOME, 15 ROAD)		

OPPONENTS HAVE 5 OR FEWER HITS		
DATE	HITS	OPPONENT
4/7	3	@FRI
4/19	2	@NWA
4/20	4	@NWA
4/27	5	FRI
5/2	3	@CC
5/3	5	@CC
5/4	5	@CC
5/14 (G1)	2	MID
5/21	3	@FRI
5/26	5	@SA
5/27	2	@SA
5/30	3	SPR
6/1	5	SPR
6/3 (G2)	4	SPR
6/7	3	@MID
6/11	3	@ MID
6/24	5	@ CC
6/25	5	@ CC
7/15	5	vs FRI
7/16	3	vs FRI
8/3	5	vs CC
8/9	4	@ TUL
8/25	1	@ SA
9/1	4	vs MID
9/5	3	@ ARK
9/7	3	@ ARK
9/8	5	@ ARK
9/12	4	vs FRI
9/14	4	vs FRI
TOTAL: 29 (11 HOME, 18 ROAD)		

AMARILLO HAVE 10 OR MORE RUNS		
DATE	RUNS	OPPONENT
4/12	13	CC
4/14	10	CC
4/26	12	FRI
4/29	11	FRI
5/5	12	@CC
5/14 (G1)	10	MID
6/8	12	@MID
6/10	13	@ MID
6/13	15	vs SA
6/29	12	vs TUL
7/1	12	vs TUL
7/3 (1)	15	vs TUL
7/3 (2)	10	vs TUL
7/15	11	vs FRI
7/18	10	vs WCH
8/2	11	vs CC
8/12	10	@ TUL
8/16	17	vs ARK
8/27	10	@ SA
9/1	10	vs MID
9/3	17	vs MID
9/17	11	vs FRI
9/19	11	vs SA
TOTAL: 23 (18 HOME, 5 ROAD)		

OPPONENTS HAVE 10 OR MORE RUNS		
DATE	RUNS	OPPONENT
4/6	12	@FRI
4/12	10	CC
4/14	13	CC
4/16	11	CC
4/18	16	@NWA
4/26	11	FRI
4/28	12	FRI
4/30	12	FRI
5/6	12	@CC
5/9	11	MID
5/11	16	MID
5/14 (G2)	13	MID
5/17	10	@FRI
5/23	14	@SA
5/31	13	SPR
6/10	10	@MID
6/15	11	vs SA
6/18	12	vs SA
6/20	12	@CC
7/1	10	vs TUL
7/23	12	vs WCH
7/28	10	@ MID
8/2	13	vs CC
8/6	14	vs CC
8/27	11	@ SA
8/31	11	vs MID
9/6	15	@ ARK
9/13	10	vs FRI
9/19	12	vs SA
TOTAL: 30 (20 HOME, 10 ROAD)		

EXTRA INNING GAMES (9) 3-6

DATE	OPP	RESULT	SCORE	W	L	S	TIME
4/20	@NWA	W (10)	3-2	Otanez, M (1-0)	Biasi, D (1-1)	Rice, J (1)	3:08
4/26	FRI	W (10)	12-11	Workman, B (1-0)	Church, M (0-1)	-	3:24
5/20	@ FRI	L (10)	8-7	Kelly, A (2-0)	Stumpo (0-1)	-	3:26
6/3 (G1)	SPR	L (8)	5-4	Roycroft, C (1-0)	Backhus, K (0-1)	Granillo, A (2)	2:26
6/30	TUL	L (13)	7-6	Fisher, B (5-1)	Grammes, C (2-2)	-	3:42
8/22	@ SA	L (10)	8-7	Bachar, L (4-0)	Stumpo, M (1-4)	-	3:11
8/26	@ SA	L (10)	6-5	Contreras, E (6-7)	Norris, L (0-1)	-	3:08
9/10	@ ARK	W (10)	6-5	Rashi, T (3-0)	Kuhn, T (5-3)	-	3:02
9/19	vs SA	L (10)	12-11	Contreras, E (7-7)	Vizcaino, R (1-2)	-	3:27

DOUBLEHEADERS (4) 6-2

DATE	OPP	RESULT	SCORE	W	L	S	TIME
5/14 (1)	MID	W	10-1	Albright, L (2-2)	Ginn, J (0-2)	-	1:40
5/14 (2)	MID	L	13-1	Tomioka, S (1-0)	Hill, J (0-3)	-	2:32
6/3 (1)	SPR	L (8)	5-4	Roycroft, C (1-0)	Backhus, K (0-1)	Granillo, A (2)	2:26
6/3 (2)	SPR	W	6-1	Olivero, D (2-4)	Hernandez, K (5-2)	-	1:39
7/3 (1)	TUL	W	15-7	Olivero, D (5-5)	Casparius, B (0-3)	-	1:54
7/3 (2)	TUL	W	10-9	Montes De Oca, C (1-1)	Sublette, R (1-3)	Green, J (4)	2:26
7/8 (1)	@ SPR	W	4-3	Hill, J (3-4)	Pereira, W (5-5)	Pope, A (1)	2:07
7/8 (2)	@ SPR	W	7-6	Backhus, K (4-3)	Pope, B (1-2)	Green, J (5)	2:16

SHUTOUTS (10) 7-3

DATE	OPP	RESULT	SCORE	W	L	S	TIME
4/19	@NWA	W	5-0	Jarvis, B (2-1)	Veneziano, A (1-1)	-	2:29
4/21	@NWA	L	5-0	Hoffmann, A (2-1)	Hill, J (0-1)	-	2:26
4/22	@NWA	L	5-0	Marsh, A (1-0)	Patrick, C (0-3)	-	2:14
5/3	@CC	W	3-0	Pope, A (1-0)	Kouba, R (1-1)	Backhus, K (4)	2:15
5/27	@SA	W	1-0	Patrick, C (2-5)	Snider, D (0-3)	-	2:30
6/7	@MID	W	4-0	Green, J (1-0)	Cusick, R (3-3)	-	2:35
7/16	vs FRI	W	8-0	Lin, Y (1-0)	Bremer, N (0-1)	-	2:24
8/25	@ SA	W	1-0	Rashi, T (1-0)	Bachar, L (4-1)	Otanez, M (1)	2:11
8/31	vs MID	L	11-0	Basso, B (2-0)	Ray, D (0-1)	Emmanuel, S (1)	2:34
9/1	vs MID	W	10-0	Hill, J (7-6)	Beers, B (3-9)	-	1:56
9/7	@ ARK	W	1-0	Grammes, C (5-2)	Puckett, A (6-3)	Rashi, T (1)	2:51

PINCH HITTER TOTALS

PLAYER	DATE	SITUATION	RESULT
Watkins	5/9	Bot 8, 2 outs	2-RBI Triple
Tawa	6/30	Bot 8, 1 out	Sac Fly
Beer	6/30	Bot 11, 0 out	Sac Fly
Vicuña	7/20	Bot 9, 0 out	E 9
Cintron	8/26	Top 10, 2 outs	6-3
D'Orazio	9/17	Bot 6, 0 out	F 9

Total: 1-for-3, 3B, 4 RBI

WALK-OFF WINS

DATE	SCORE	GAME-WINNING PLAY
4/26	12-11 (10th)	Lawlar RBI-double
6/1	3-2 (7th)	Duzenack two RBI Single
8/3	4-3	Roberts RBI-double
8/5	8-7	Beer solo HR
8/29	7-6	Vukovich Solo HR
9/15	5-4	Bases-Loaded Balk

#15 - ZACH BARNES - RHP

2023 HIGHS: IP - 2.0, K - 2, BB - 2, H - 4, R - 2, ER - 2

HEIGHT: 6'0"

WEIGHT: 180

B/T: R/R

AGE: 24 (4/10/1999 in Scottsdale, AZ)

2 G 0-0 -/- SV/SVO 2/3 K/BB 6.75 ERA

OVERALL: 2 G, 4.0 IP, 5 H, 3 R, 3 ER, 2 K, 3 BB

POSTSEASON:


LAST 10 G: 0-0, 6.75 ERA, 4.0 IP, 5 H, 3 R, 3 ER, 2 K, 3 BB

VS. SA: --

 Signed by the D-backs as a minor league free agent on July 17, 2021 after a collegiate career at Grand Canyon University.

 Made his professional debut on 8/7/21 with Low-A Visalia, his only professional start (3.0 IP, 4 H, 4 R, 3 ER, 2 HR, 2 K, BB).

 Appeared in 22 games during the 2022 season across three levels and went 2-2 with a 8.31 ERA.

 In 2023, has spent time in Hillsboro and Reno, working in 40 games and was 5-4 with a 4.45 ERA...All wins with Hillsboro.

2023 SPLITS

VS. RHB: .143/.280/.143, RBI, K, BB, 8 PA

HOME: 2 G, 0-0, 6.75 ERA, 4.0 IP, 5 H, 3 R, 3 ER, 2 K, 3 BB

W/ RISP: .167/.167/.167, 3 RBI, K, 6 PA

VS. LHB: .444/.545/.667, 4 H, 2 BB, 2 RBI, K, 2 BB, 11 PA

AWAY: --

RECENT APPEARANCES

DATE	DEC	P-S	IP	H	R	ER	HR	BB	SO	IR/S
9/15	ND	27-15	2.0	1	1	1	0	1	2	0/0
9/17	ND	36-21	2.0	4	2	2	0	2	0	0/0

LAST WIN: 9/3/23 @ VAN (A+)

LAST LOSS: 7/16/23 @ EVE (A+)

LAST SAVE: N/A

#38 CONOR GRAMMES - RHP

2023 HIGHS: IP - 3.1, K - 5, BB - 4, H - 4, R - 3, ER - 2

HEIGHT: 6'1"

WEIGHT: 200

B/T: R/R

AGE: 26 (7/13/1997 in McLean, VA)

30 G 5-2 0/3 SV/SVO 65/35 K/BB 3.55 ERA


OVERALL: 31 G, 2 HLD, 5 GF, 47.0 IP, 40 H, 18 ER, 5 HR, 67 K, 36 BB


POSTSEASON: 1 G, 0-0, 0.00 ERA, 1.1 IP, 2 K, BB

LAST 10 G: 2-0, 3.60 ERA, 2 GS, 15.0 IP, 13 H, 6 ER, HR, 22 K, 15 BB

VS. SA: 6 G, 1-0, 4.46 ERA, 0/1 SVO, 10.1 IP, 5 H, 5 R, 5 ER, 11 K, 9 BB

 Selected by the Arizona Diamondbacks 5th round of the 2019 MLB draft out of Xavier University (Cincinnati, OH).

 In games where he logged at least 2.0 innings on the bump (6 G) in 2022, he also posted his most single-game strikeouts, encompassing both of his five (8/4 & 8/13) and four K (8/9 & 8/30) performances.

 Across a 12 game stretch, he logged at least two strikeouts in all but one relief appearances from 7/15-9/3/22 (19.0 IP), logging 36 total punch outs (17.1 K/9) across the stretch.

2023 SPLITS

VS. RHB: .185/.319/.228, 17 H, 4 BB, 8 RBI, 43 K, 17 BB, 113 PA

HOME: 15 G, 3-2, 3.86 ERA, 23.1 IP, 25 H, 2 HR, 10 ER, 34 K, 19 BB

W/ RISP: .224/.365/.345, 13 H, 19 RBI, 2 HR, 2B, 21 K, 12 BB, 74 PA

VS. LHB: .307/.447/.520, 23 H, 5 HR, 2B, 17 RBI, 22 K, 18 BB, 94 PA

AWAY: 15 G, 2-0, 3.22 ERA, 2 GS, 2 HLD, 2 CF, 22.1 IP, 15 H, 3 HR, 8 ER, 31 K, 16 BB

RECENT APPEARANCES

DATE	DEC	P-S	IP	H	R	ER	HR	BB	SO	IR/S
8/9	ND	43-26	2.0	1	3	2	1	2	3	--
8/12	ND	32-14	1.0	0	1	0	0	3	3	0/0
8/15	ND	45-23	1.2	1	2	2	1	3	3	--
8/18	W (4)	23-12	1.0	3	1	1	0	1	1	0/0
8/22	BS (3)	37-17	1.1	1	2	2	0	3	1	0/0
8/26	ND	25-16	2.0	0	0	0	0	0	2	0/0
8/30	ND	41-26	2.0	3	0	0	0	0	4	0/0
9/3	ND	32-20	2.0	2	1	1	0	1	1	0/0
9/7	W (5)	35-19	2.0	0	0	0	0	2	3	0/0
9/10	ND	20-9	1.0	1	0	0	0	1	1	0/0
9/15	ND	27-16	1.0	1	0	0	0	1	3	--
9/19	ND	19-9	1.1	0	0	0	0	1	2	1/0

LAST WIN: 9/7/23 @ ARK

LAST LOSS: 6/30/23 vs. TUL

LAST SAVE: 5/21/23 @ EUG (A+)

#30 - GUNNAR GROEN - RHP

2023 HIGHS: IP - 3.0, K - 2, BB - 1, H - 6, R - 4, ER - 3

HEIGHT: 6'6"

WEIGHT: 220

B/T: R/R

AGE: 26 (7/1/1997 in London, UK)

2 G 0-1 -/- SV/SVO 3/1 K/BB 10.80 ERA

OVERALL: 2 G, 2 GS, 5.0 IP, 12 H, HR, 7 R, 6 ER, 3 K, BB


POSTSEASON: --

LAST 10 G: 0-1, 10.80 ERA, 2 GS, 5.0 IP, 12 H, HR, 7 R, 6 ER, 3 K, BB

VS. SA: --

 Signed by the Arizona Diamondbacks as a minor league free agent on June 15, 2022 after playing his college ball at Pepperdine.

 Made his professional debut on June 20, 2022 with the ACLD-backs and earned the win after 2.0 IP without a hit and three strikeouts.

 Across three levels prior to joining Amarillo, was 6-2 with a 4.58 ERA...Earned consecutive wins with Hillsboro on 9/7-10.

 Made his Double-A Debut with his first professional start, going 3.0 IP with six hits and four runs (3 earned) and two strikeouts.

2023 SPLITS

VS. RHB: .667/.615/1.000, 8 H, 2B, HR, 5 RBI, 2 K

HOME: 2 G, 0-1, 10.80 ERA, 5.0 IP, 12 H, 7 R, 6 ER, HR, 3 K, BB

W/ RISP: .455/.462/.727, 5 H, HR, 7 RBI, BB

VS. LHB: .308/.357/.308, 4 H, 2 RBI, K, BB

AWAY: --

RECENT APPEARANCES

DATE	DEC	P-S	IP	H	R	ER	HR	BB	SO	IR/S
9/13	L (1)	52-32	3.0	6	4	3	1	1	2	--
9/17	ND	39-25	2.0	6	3	3	0	0	1	--

LAST WIN: 9/10/23 vs SPO (A+)

LAST LOSS: 6/30/23 vs FRI

LAST SAVE: N/A

#35 DILLON LARSEN - LHP

2023 HIGHS: IP - 3.0, K - 4, BB - 4, H - 3, R - 5, ER - 5

HEIGHT: 6'5"

WEIGHT: 230

B/T: R/L

AGE: 24 (7/9/1998 in Ellensburg, WA)

16 G 0-0 0/0 SV/SVO 26/32 K/BB 5.72 ERA


OVERALL: 16 G, 28.1 IP, 2 HLD, 2 GF, 19 H, 3 HR, 18 R, 18 ER, 26 K, 32 BB


POSTSEASON: --

LAST 10 G: 0-0, 5.94 ERA, 2 HLD, GF, 16.2 IP, 13 H, 3 HR, 11 ER, 16 K, 16 BB

VS. SA: 2 G, 0-0, 11.57 ERA, HLD, 2.1 IP, H, 3 R, 3 ER, HR, K, 4 BB

 Signed by the Arizona Diamondbacks as a minor league free agent on May 13, 2022 out of Central Washington University.

 From 7/12-9/3/2022, he allowed just four earned runs across 12 relief appearances (18.2 IP), good for a 1.99 ERA.

 Appeared in 25 games with High-A Hillsboro in 2023, going 1-4 with a 4.54 ERA over 41.2 IP with 55 K and 38 BB.

 Across eight total Double-A appearances with Amarillo over the last two years is 0-1 with a 5.94 ERA (11 H, 11 ER, 14 K, 20 BB)

2023 SPLITS

VS. RHB: .206/.368/.397, 14 H, 2 BB, 3B, 3 HR, 12 RBI, 14 K, 17 BB, 88 PA

HOME: 11 G, 0-0, 5.59 ERA, 19.1 IP, 11 H, 12 ER, 2 HR, 17 K, 22 BB

W/ RISP: .176/.383/.382, 6 H, 2B, 2 HR, 14 RBI, 10 K, 12 BB, 48 PA

VS. LHB: .161/.435/.258, 5 H, 2B, 3B, 3 RBI, 12 K, 15 BB, 46 PA

AWAY: 5 G, 0-0, 6.00 ERA, 2 HLD, GF, 9.0 IP, 8 H, 6 R, 6 ER, HR, 9 K, 10 BB

RECENT APPEARANCES

DATE	DEC	P-S	IP	H	R	ER	HR	BB	SO	IR/S
8/11	ND	48-27	2.1	2	2	2	0	3	2	1/0
8/15	ND	49-29	3.0	1	0	0	0	3	2	3/0
8/19	ND	48-27	3.0	2	3	3	1	2	1	3/1
8/24	H (1)	9-5	1.0	0	0	0	0	0	0	0/0
8/27	ND	36-12	1.1	1	3	3	1	4	1	2/2
8/30	ND	48-26	2.1	2	1	1	0	2	3	1/0
9/3	ND	2-2	0.1	0	0	0	0	0	0	0/0
9/6	ND	44-25	2.2	2	0	0	0	1	4	0/0
9/9	H (2)	35-16	1.2	3	1	1	0	2	2	0/0
9/13	ND	40-22	1.0	2	1	1	1	1	2	0/0
9/15	ND	36-17	1.1	1	2	2	0	3	1	0/0
9/17	ND	30-17	2.0	0	0	0	0	1	2	0/0

LAST WIN: 6/24/23 vs EVE (A+)

LAST LOSS: 6/9/23 vs SPO (A+)

LAST SAVE: 8/28/22 @ VAN (A+)

#21 - CARLOS MEZA - LHP

2023 HIGHS: IP - 2.0, K - 3, BB - 2, H - 5, R - 5, ER - 5

HEIGHT: 6'1"

WEIGHT: 155

B/T: L/L

AGE: 22 (2/10/2001 in Charallave, Venezuela)

5 G 0-0 -/- SV/SVO 7/4 K/BB 15.19 ERA


OVERALL: 5 G, 5.1 IP, 10 H, 10 R, 9 ER, 7 K, 4 BB


POSTSEASON: --


LAST 10 G: 0-0, 15.19 ERA, 5.1 IP, 10 H, 10 R, 9 ER, 7 K, 4 BB

VS. SA: --

 Was signed by the Arizona Diamondbacks on March 23, 2018 to a minor league contract.

 Spent the 2018-19 seasons in the Dominican Summer League, going 5-3 with a 4.42 ERA in 28 games (2 starts).

 In the Arizona Complex league in 2021, was 1-4 with a 4.97 ERA in 11 games (7 starts).

 Spent all of 2022 with Low-A Visalia where he appeared in a career-high 38 games and was 6-4 with a 6.31 ERA.

 So far in 2023, has appeared in 35 games with High-A Hillsboro and was 3-4 with a 4.94 ERA in 35 games.

2023 SPLITS

VS. RHB: .353/.409/.471, 6 H, 2 BB, 7 RBI, 5 K, 3 BB, 22 PA

HOME: 4 G, 0-0, 12.46 ERA, 4.1 IP, 8 H, 2B, 7 R, 6 ER, 6 K, 3 BB

W/ RISP: .625/.500/.875, 5 H, 2 BB, 10 RBI, K, BB, 12 PA

VS. LHB: .571/.556/.571, 4 H, 3 RBI, 2 K, BB, 9 PA

AWAY: 1 G, 0-0, 27.00 ERA, 1.0 IP, 2 H, 3 R, 3 ER, K, BB

RECENT APPEARANCES

DATE	DEC	P-S	IP	H	R	ER	HR	BB	SO	IR/S
8/31	ND	30-16	0.2	5	5	5	0	1	0	0/0
9/6	ND	25-15	1.0	2	3	3	0	1	1	0/0
9/13	ND	30-15	0.2	1	2	1	0	2	2	0/0
9/15	ND	16-11	1.0	0	0	0	0	0	3	0/0
9/17	ND	31-17	2.0	2	0	0	0	0	1	0/0

LAST WIN: 5/24/23 vs TRI (A+)

LAST LOSS: 8/26/23 vs EUG (A+)

LAST SAVE: 8/16/23 @ EVE (A+)

#40 CHRISTIAN MONTES DE OCA - RHP

2023 HIGHS: IP - 2.1, K - 3, BB - 2, H - 5, R - 4, ER - 3

HEIGHT: 6'4"

WEIGHT: 230

B/T: R/R

AGE: 23 (8/30/1999 in Santo Domingo, Dominican Republic)

42 G 2-3 9/13 SV/SVO

#45 EMAILIN MONTILLA - LHP

2023 HIGHS: IP - 2.0, K - 3, BB - 3, H - 4, R - 4, ER - 4

RECENT APPEARANCES

HEIGHT: 6'5" WEIGHT: 270 B/T: L/L AGE: 27 (10/2/1995 in Neiba, Dominican Republic)

11 G 0-1 0/1 SV/SVO 15/9 K/BB 6.00 ERA

OVERALL: 11 G, GS, BS, 2 GF, 15.0 IP, 20 H, 16 R, 10 ER, 15 K, 9 BB POSTSEASON: --

LAST 10 G: 0-1, 4.05 ERA, 2 GF, HLD, GS, 13.1 IP, 16 H, 12 R, 6 ER, 14 K, 6 BB VS. SA: 1 G, 0-0, 0.00 ERA, 1.0 IP, 2 H, 3 R, K

Was signed by the Arizona Diamondbacks to a minor league contract on March, 20, 2023

Spent the 2019-2022 seasons playing internationally between in Japan, the Dominican Winter League, Italian League, and the Nicaraguan Winter League, going 15-13 with a 3.58 ERA in 73 games (18 starts).

Had his best season with Parmaclima (Italian Serie A) in 2022 where he went 8-1 with a 1.68 ERA in 10 starts with 67 K and 9 BB.

In 15 games during his first minor league season has gone 1-0 with a 6.08 ERA between the ACL, Visalia, and Hillsboro.

2023 SPLITS

VS. RHB: .250/.320/.318, 11 H, 3 2B, 8 RBI, 11 K, 5 BB, 50 PA
HOME: 6 G, 0-1, 9.00 ERA, 9.0 IP, 16 H, 9 ER, 10 K, 7 BB
W/ RISP: .357/.424/.429, 10 H, 2 2B, 15 RBI, 7 K, 4 BB, 33 PA

VS. LHB: .450/.542/.700, 9 H, 3 2B, 3B, 8 RBI, 4 K, 4 BB, 24 PA
AWAY: 5 G, 0-0, 1.50 ERA, 2 GF, HLD, GS, 6.0 IP, 4 H, 4 R, ER, 5 K, 2 BB

DATE	DEC	P-S	IP	H	R	ER	HR	BB	SO	IR/S
8/5	BS (1)	51-24	1.2	4	4	0	3	1	1/1	
8/8	ND	27-16	1.0	0	0	0	0	1	0/0	
8/13	ND	3-3	0.1	0	0	0	0	0	0/0	
8/17	L (1)	17-11	1.0	2	2	2	0	1	2	0/0
8/20	ND	20-15	1.0	2	2	0	0	0	2	0/0
8/26	ND	27-17	1.0	2	3	0	0	0	1	0/0
8/31	ND	40-22	1.1	3	1	1	0	2	1	0/0
9/5	H (1)	25-17	1.2	0	0	0	0	0	3	1/0
9/9	ND	39-25	2.0	2	1	1	0	1	1	--
9/13	ND	51-35	2.0	3	3	2	0	1	3	2/0
9/16	ND	27-18	2.0	2	0	0	0	0	1	0/0

LAST WIN: 6/11/23 vs SJ (A-)
LAST LOSS: 8/17/23 vs ARK
LAST SAVE: 6/5/23 @ ACL OAK (RK)

#41 MICHEL OTANEZ - RHP

2023 HIGHS: IP - 2.0, K - 4, BB - 3, H - 3, R - 5, ER - 5

RECENT APPEARANCES

HEIGHT: 6'4" WEIGHT: 218 B/T: R/R AGE: 26 (7/3/1997 in Villa La Mata, Dominican Republic)

28 G 4-2 1/6 SV/SVO 55/21 K/BB 5.45 ERA

OVERALL: 28 G, 4 GF, 7 HLD, 33.0 IP, 30 H, 20 ER, 2 HR, 55 K, 21 BB POSTSEASON: --

LAST 10 G: 1-0, 4.38 ERA, GF, 3 HLD, SV, 12.1 IP, 11 H, 6 ER, 23 K, 7 BB VS. SA: 2 G, 0-1, 6.00 ERA, GF, 1/2 SVO, 3.0 IP, 2 H, 2 R, 2 ER, 5 K, HB

Entering his 6th professional season, having been in professional ball since his 2016 debut season in the Mets system.

During his debut season, he posted a 1-1 record with a 4.64 ERA across five starts in the Dominican Summer League.

This year marks the first year being apart of the D-backs organization, being signed as a minor league free agent on November 14, 2022.

Through his first five appearances this season, he posted a 3.00 ERA (2 ER, 6.0 IP) with a 5.5 K:BB (11 K, 2 BB).

2023 SPLITS

VS. RHB: .244/.366/.333, 19 H, 4 2B, HR, 7 RBI, 37 K, 12 BB
HOME: 15 G, 2-0, 3.86 ERA, 3 GF, 4 HLD, 18.2 IP, 20 H, HR, 8 ER, 28 K, 14 BB
W/ RISP: .167/.298/.229, 8 H, 3 2B, 16 RBI, 25 K, 6 BB

VS. LHB: .229/.362/.375, 11 H, 4 2B, HR, 12 RBI, 18 K, 9 BB
AWAY: 13 G, 2-0, 7.53 ERA, SV, 14.1 IP, 10 H, 12 ER, HR, 27 K, 7 BB, 3 HB

DATE	DEC	P-S	IP	H	R	ER	HR	BB	SO	IR/S
8/1	H (4)	20-14	1.0	1	0	0	0	1	1	0/0
8/4	ND	29-20	2.0	1	0	0	0	0	1	0/0
8/6	ND	23-13	1.0	0	0	0	0	1	3	0/0
8/10	W (3) BS (4)	42-27	2.0	1	2	2	0	2	4	0/0
8/13	ND	29-18	0.2	3	2	2	0	0	2	0/0
8/17	BS (6)	20-13	1.0	0	1	0	0	1	2	0/0
8/20	ND	42-21	1.2	3	2	2	0	2	3	0/0
8/25	S (1)	23-18	2.0	0	0	0	0	0	3	0/0
8/30	H (5)	30-19	1.1	3	0	0	0	0	3	2/1
9/5	H (6)	8-4	0.1	0	0	0	0	0	1	1/0
9/12	H (7)	1-1	0.1	0	0	0	0	0	1	0/0
9/17	W (4)	11-7	1.0	0	0	0	0	0	2	0/0

LAST WIN: 9/17/23 vs FRI
LAST LOSS: 7/25/23 @ MID
LAST SAVE: 8/25/23 @ SA

#23 TAYLOR RASHI - RHP

2023 HIGHS: IP - 2.1, K - 3, BB - 1, H - 2, R - 1, ER - 1

RECENT APPEARANCES

HEIGHT: 6'4" WEIGHT: 220 B/T: R/R AGE: 27 (1/15/1996 in Torrance, CA)

8 G 3-0 1/1 SV/SVO 17/1 K/BB 0.73 ERA

OVERALL: 9 G, 14.0 IP, 3 GF, 6 H, 2 R, ER, 19 K, BB POSTSEASON: 1 G, 0-0, 0.00 ERA, 1.2 IP, 2 H, R, 2 K

LAST 10 G: 3-0, 0.73 ERA, 3 GF, SV, 12.1 IP, 4 H, R, ER, 17 K, BB VS. SA: 2 G, 1-0, 0.00 ERA, 3.2 IP, 2 H, R, 5 K

Was originally selected by the San Francisco Giants in the 23rd round of the 2019 MLB Draft out of UC-Irvine

Appeared in 10 games during the 2019 season, going 2-0 with a 1.15 ERA between rookie and short-season A ball.

Spent 2021 with High-A Eugene where he went 6-3 with a 4.44 ERA in 32 games in the Northwest League.

Appeared in 30 games with Double-A Richmond in 2022 where he went 1-3 with a 2.83 ERA.

Was claimed off waivers by the Arizona Diamondbacks on December 7, 2022...Was placed on the 60-day IL on 3/31/23

2023 SPLITS

VS. RHB: .000/.053/.000, 9 K, BB, 19 AB
HOME: 5 G, 1-0, 1.29 ERA, GF, 7.0 IP, 4 H, 3 2B, R, ER, 10 K, BB
W/ RISP: .063/.063/.167, H, 2B, RBI, 5 K, 12 AB

VS. LHB: .174/.174/.304, 4 H, 3 2B, 2 RBI, 8 K
AWAY: 3 G, 2-0, 0.00 ERA, 2 GF, SV, 5.1 IP, 7 K

DATE	DEC	P-S	IP	H	R	ER	HR	BB	SO	IR/S
8/16	ND	19-12	1.0	2	1	1	0	0	0	0/0
8/19	ND	10-7	1.0	1	0	0	0	0	1	0/0
8/25	W (1)	25-18	2.0	0	0	0	0	0	3	0/0
8/29	ND	19-12	1.0	0	0	0	0	1	3	1/0
9/2	W (2)	24-16	2.1	0	0	0	0	0	3	2/0
9/7	S (1)	18-14	1.1	0	0	0	0	0	2	1/0
9/10	W (3)	22-16	2.0	0	0	0	0	0	2	0/0
9/15	ND	25-15	1.2	1	1	0	0	0	3	2/1
9/19	ND	31-21	1.2	2	1	0	0	0	2	1/0

LAST WIN: 9/10/23 @ ARK
LAST LOSS: 8/24/23 vs ACL Giants (Rk)
LAST SAVE: 9/7/23 @ ARK

#31 JAKE RICE - LHP

2023 HIGHS: IP - 2.0, K - 5, BB - 3, H - 3, R - 5, ER - 5

RECENT APPEARANCES

HEIGHT: 6'1" WEIGHT: 220 B/T: L/L AGE: 26 (7/19/1997 in Birmingham, AL)

40 G 5-0 3/3 SV/SVO 58/34 K/BB 7.50 ERA

OVERALL: 41 G, 2 HLD, 8 GF, 43.1 IP, 38 H, 35 ER, 5 HR, 59 K, 35 BB, 7 HB POSTSEASON: 1 GM 0-0, 0.00 ERA, 1.1 IP, H, K, BB

LAST 10 G: 1-0, 5.11 ERA, SV, HLD, 12.1 IP, 15 H, 7 ER, 2 HR, 17 K, 6 BB VS. SA: 8 G, 0-0, 10.00 ERA, 7.2 IP, 9 H, 8 R, 8 ER, 13 K, 7 BB, 3 HB

Made his professional and Low-A debut on 8/18/2021 and tossed 3.2 innings of relief, allowing just one (1) hit and punching out six (6).

During his time in Hillsboro in 2022 (4/9-5/22), tied 1st in wins (3) and 2nd in game appearances (11) among qualified club mates.

From 8/12-9/16/2022 (AMA), he held his opponent scoreless in eight (8) out of 10 straight relief appearances (9.2 IP), allowing just four (4) earned runs and punching out 10 in the process (3.91 ERA).

Set a season-high with 2.0 IP and five strikeouts of the Corpus Christi Hooks on August 5.

2023 SPLITS

VS. RHB: .250/.411/.488, 24 H, 5 2B, 5 HR, 22 RBI, 40 K, 22 BB, 5 HB
HOME: 22 G, 3-0, 6.75 ERA, 21.1 IP, 21 H, 16 R, 16 ER, 3 HR, 27 K, 16 BB
W/ RISP: .234/.431/.362, 11 H, 3 2B, HR, 24 RBI, 16 K, 18 BB, HB

VS. LHB: .210/.355/.258, 13 H, 3 2B, 9 RBI, 18 K, 12 BB, 2 HB
AWAY: 16 G, 2-0, 8.27 ERA, 3 GF, 2 HLD, 2 SV, 20.2 IP, 16 H, 19 ER, 2 HR, 31 K, 18 BB

DATE	DEC	P-S	IP	H	R	ER	HR	BB	SO	IR/S
8/12	W (4)	31-20	2.0	1	0	0	0	1	4	0/0
8/15	S (3)	16-11	1.0	1	2	2	1	1	1	0/0
8/18	ND	22-17	1.1	2	0	0	0	0	3	0/0
8/20	W (5)	13-10	1.0	0	0	0	0	0	2	0/0
8/23	ND	30-20	1.1	1	0	0	0	0	1	3
8/26	ND	22-15	1.1	1	0	0	0	0	3	1/0
8/29	ND	21-12	0.2	2	2	2	0	1	0	0/0
9/3	ND	18-12	1.0	2	1	1	0	0	1	0/0
9/7	H (2)	40-25	1.2	2	0	0	0	2	2	0/0
9/10	ND	37-23	2.0	2	1	1	1	1	2	3/1
9/15	ND	13-10	1.2	1	1	0	0	0	0	0/0
9/19	ND	17-9	1.1	1	0	0	0	1	1	0/0
LAST WIN: 8/20/23 vs ARK										

LAST WIN: 8/20/23 vs ARK
LAST LOSS: 8/24/21 vs. RC (A-)
LAST SAVE: 8/15/23 vs ARK

#14 ELI SAUL - RHP

2023 HIGHS: IP - 1.1, K - 1, BB - 1, H - 2, R - 1, ER - 1

RECENT APPEARANCES

HEIGHT: 6'5" WEIGHT: 215 B/T: L/R AGE: 22 (8/16/2001 in Vancouver, BC, Canada)

2 G 0-0 -/- SV/SVO 2/1 K/BB 3.86 ERA

OVERALL: 2 G, 2.1 IP, 2 H, R, ER, 2 K, BB POSTSEASON: --

LAST 10 G: 0-0, 3.86 ERA, 2.1 IP, 2 H, R, ER, 2 K, BB VS. SA: --

Was selected by the Arizona Diamondbacks in the 13th round of the 2022 MLB draft out of Sacramento State.

Made his professional debut on Aug. 16, 2022 with the ACL D-backs...Appeared in three games in the ACL (0-1, 3.00 ERA).

Began the 2023 season with Low-A Visalia, appearing in four games, going 0-0 with a 1.29 ERA with a save over 7.0 IP.

Earned his first professional win on 5/25/23 with High-A Hillsboro...In 38 games (7 starts) was 2-1 with a 5.46 ERA with HIL.

2023 SPLITS

VS. RHB: .500/.500/1.000, 2 H, 4 PA
HOME: 1 G, 0-0, 0.00 ERA, 1.1 IP, K
W/ RISP: .000/.000/.000, RBI, 2 K, 4 PA

VS. LHB: .000/.167/.000, RBI, 2 K, BB, 6 PA
AWAY: 1 G, 0-0, 9.00 ERA, 2 H, R, ER, K, BB

DATE	DEC	P-S	IP	H	R	ER	HR	BB	SO	IR/S
9/10	ND	24-14	1.0	2	1	1	0	1	0	0/0
9/13	ND	21-12	1.1	0	0	0	0	0	1	1/0

LAST WIN: 8/9/23 @ SPO (A+)
LAST LOSS: 8/12/23 @ SPO (A+)
LAST SAVE: 9/3/23 @ VAN (A+)

#29 RAFFI VIZCAINO - RHP

2023 HIGHS: IP - 3.0, K - 6, BB - 4, H - 3, R - 3, ER - 3

RECENT APPEARANCES

HEIGHT: 6'0" WEIGHT: 237 B/T: R/R AGE: 27 (12/2/1995 in Sabana Grande, Dominican Republic)

27 G 1-1 4/5 SV/SVO 48/22 K/BB 4.63 ERA

OVERALL: 28 G, 13 GF, 2 GS, 2 HLD, 36.2 IP, 32 H, 27 R, 22 ER, 8 HR, 51 K, 23 BB POSTSEASON: 1 G, 0-1, 21.60 ERA, 1.2 IP, 3 H, 5 R, 4 ER, HR, 3 K, BB

LAST 10 G: 1-0, 4.20 ERA, 5 GF, 2 GS, 2 SV, 15.0 IP, 11 H, 9 R, 7 ER, 2 HR, 20 K, 9 BB VS. SA: 3 G, 0-1, 16.88 ERA, GF, 3.2 IP, 6 H, 9 R, 6 ER, 2 HR, 7 K, 2 BB

Entering his ninth professional season after taking a one year hiatus for the 2022 campaign, professionally debuting back in 2013.

During his debut 2013 season, he posted a 3.80 ERA across 11 game starts (47.1 IP) while punching out 41 batters.

This season will be his first in the yellow city and the third season that he spends time at the Double-A level.

In his most recent season (2021), he logged a 5.40 ERA (24 ER, 40.0 IP) in 32 relief appearances (2 GS).

2023 SPLITS

VS. RHB: .241/.333/.470, 20 H, 5 HR, 2 2B, 3B, 13 RBI, 32 K, 12 BB
HOME: 16 G, 1-0, 4.76 ERA, 7 GF, HLD, 22.2 IP, 20 H, 14 R, 12 ER, 4 HR, 33 K, 14 BB
W/ RISP: .219/.350/.313, 7 H, HR, 9 RBI, 14 K, 7 BB

VS. LHB: .196/.351/.413, 9 H, 2 HR, 2 2B, 3B, 4 RBI, 16 K, 10 BB
AWAY: 11 G, 0-1, 4.38 ERA, 6 GF, 3/4 SVO, 12.1 IP, 9 H, 8 R, 6 ER, 3 HR, 15 K, 8 BB

DATE	DEC	P-S	IP	H	R	ER	HR	BB	SO	IR/S
8/9	ND	20-12	1.0	2	1	1	1	0	0	0/0
8/13	ND	29-11	1.0	0	1	1	0	4	2	0/0
8/17	ND	29-21	1.0	3	2	2	0	1	3	0/0
8/20	ND	43-25	3.0	1	0	0	0	0	2	--
8/24	ND	37-19	1.0	2	2	0	0	1	2	0/0
8/27	ND	21-13	1.0	1	2	2	1	0	2	0/0
9/1	ND	6-4	1.0	0	0	0	0	0	0	0/0
9/3	ND	39-24	2.0	1	1	1	0	1	4	--
9/8	S (3)	30-20	2.0	1	0	0	0	1	0	0/0
9/12	S (4)	41-26	2.0	1	1	1	1	1	4	0/0
9/15	W (1)	15-10	1.0	1	0	0	0	1	0	0/0
9/19	L (2)	37-25	1.2	3	5	4	1	1	3	0/0
LAST WIN: 9/15/23 vs FRI										

PITCHER STARTS: Albright (25), Hill (25), Patrick (19), Olivero (17), Lin (11), Bain (7), Solomon (7), Grammes (6), Ray (4), Tineo (4), Diaz (3), Jarvis (3), Groen (2), Mabrey (2), Vizcaino (2), Davies (1), Montilla (1)

QUALITY CONTROL

TEAM PITCHING

[illegible]

	W	L	ERA	G	CG	SHO	SV	SVO	IP	H	R	ER	HR	HB	BB	IBB	SO	WHIP	AVG
77	21	5.00	100	0	0	00	01	1001.0	1101	000	510	100	50	000	0	1000	1.55	075	

	77	61	5.36	138	0	8	38	64	1204.2	1184	803	718	163	72	686	6	1298	1.55	.257
MONTHLY																			

APRIL	11	10	6.02	21	0	1	6	7	187.0	189	141	125	23	10	114	1	221	1.62	.260
-------	----	----	------	----	---	---	---	---	-------	-----	-----	-----	----	----	-----	---	-----	------	------

MAY	10	16	5.86	26	0	2	4	8	219.2	216	157	143	26	14	140	1	235	1.62	.258
JUNE	15	10	5.33	25	0	1	5	11	221.0	217	141	131	39	22	110	1	217	1.48	.257
JULY	15	9	5.16	24	0	1	7	13	202.1	220	131	116	27	9	103	0	210	1.60	.276
AUGUST	14	13	5.52	27	0	1	9	17	239.2	234	172	147	37	12	145	3	275	1.58	.254
SEPTEMBER	12	3	3.73	15	0	2	7	8	135.0	108	61	56	11	5	74	0	140	1.39	.222
POSTSEASON	0	1	9.00	1	0	0	0	0	10.0	14	12	10	5	2	3	0	12	1.70	.326

HOME VS. ROAD TEAM PITCHING (INCLUDING POSTSEASON)

	W	L	ERA	G	CG	SHO	SV	SVO	IP	H	R	ER	HB	BB	SO	WHIP	AVG
HOME	40	30	5.95	70	0	2	16	26	623.0	658	461	415	35	365	681	1.64	.282
ROAD	37	32	4.76	69	0	6	22	38	591.2	540	354	313	39	324	629	1.46	.243

PITCHING STREAKS (NO EARNED RUNS)

CONSECUTIVE SCORELESS INNINGS CONSECUTIVE SCORELESS APPEARANCES

PLAYER	LENGTH(IP)-DATES	STREAK STATS	PLAYER	LENGTH - DATES	STREAK STATS
--------	------------------	--------------	--------	----------------	--------------

Hill	17.0 - 8/25-9/7	3 GS, 6 H, 12 K, 3 BB, HB	Green	12 G, 6/3-7/8	8 H, 13 K, 4 BB, 58 BF
Patrick	16.2 - 7/19-30	3 GS, 14 K, 10 H, 2 BB	Backhus	9 G - 5/18-6/11	10 H, 14 K, 4 BB, HB
Green	15.1 - 6/3-7/8	12 G, 8 H, 13 K, 4 BB	Rashi	8 G, 8/19-9/19	4 H, 19 K, BB
Hill	14.1 - 7/15-27	3 GS, 6 H, 13 K, 4 BB	Saalfrank	8 G - 5/7-5/30	3 H, 17 K, 5 BB, HB
Rashi	13.1 - 8/16-9/19	9 G, 4 H, 19 K, BB	Backhus	6 G, 8/5-24	7 H, 12 K, 6 BB
Saalfrank	12.1 - 5/4-5/30	9 G, 3 H, 18 K, 5 BB, HB	Backhus	6 G, 7/8-30	7 H, 7 K, 5 BB
Patrick	11.1 - 5/21-6/3	3 GS, 3 H, 12 K, 4 BB	Pope	6 G - 5/26 - 6/16	4 H, 11 K, 35 BF
Backhus	10.2 - 5/18-6/11	9 G, 10 H, 14 K, 4 BB, HB	Backhus	6 G - 4/15-5/3	2 H, 2 BB, 9 K
Backhus	10.1 - 8/5-24	6 G, 7 H, 12 K, 6 BB	Otanez	5 G, 8/25-9/17	3 H, 10 K, BB
Pope	10.1 - 5/26-6/20	7 G, 4 H, 13 K, 2 BB, HB	Grammes	5 G, 7/15-29	10 H, 14 K, 2 BB, HBP
Backhus	9.1 - 4/12-5/6	8 G, 4 H, 12 K, 2 BB	Vizcaino	5 G, 7/27-8/6	3 H, 10 K, 4 BB
Grammes	9.1 - 7/15-8/3	6 G (3 GS), 11 H, 15 K, 2 BB, HBP	M. De Oca	4 G, 9/2-14	3 H, 8 K, 4 BB, 4 SV
M.De Oca	8.1 - 9/2-14	4 G, 3 H, 8 K, 4 BB, 4 SV	Rice	4 G, 8/18-26	4 H, 11 K, BB
Hill	8.1 - 8/8-13	2 GS, 3 H, 7 K, 2 BB	Rice	4 G, 6/3-15	H, 3 K, 2 BB, HB

EJECTIONS

PLAYER/COACH	DATE/LOCATION	UMPIRE	REASON
Shawn Roof	4/30, HODGETOWN vs. FRI	HP Jarrod Moehlmann	Arguing call
Shawn Roof	5/20, Riders Field @ FRI	3B Steven Rios Jr.	Arguing call
Shawn Roof	6/9, Momentum Bank Ballpark @ MID	3B Sean Sparling	Checked swing
Jamison Hill	6/18, HODGETOWN vs SA	1B Steven Rios Jr.	Words
Shawn Roof	6/18, HODGETOWN, vs SA	HP Malcom Smith	Arguing call
Juan Centeno	6/30, HODGETOWN, vs TUL	HP Jarrod Moehlmann	Arguing call
Tom Gorzelanny	7/28, Momentum Bank Ballpark @ MID	HP Chris Murphy	Balls/Strikes
Shawn Roof	8/4, HODGETOWN, vs CC	HP Ty Krauss	Arguing Ball

AWARDS

PLAYER/COACH	AWARD	DATES	STATS
Bryce Jarvis	Texas League Pitcher of the Week	4/17-4/23	1-0, 5.0 IP, 0 H, 8 K, 4 BB
Ryan Bliss	Texas League Player of the Month	April	18 G, .410 AVG (34-for-83), 2 HR, 14 RBI, 17 R
Chad Patrick	Texas League Pitcher of the Week	5/22-5/28	1-0, 7.0 IP, 2 H, 6 K, 2 BB
Ryan Bliss	Texas League Player of the Month	May	23 G, .361 AVG (35-for-97), 5 HR, 13 RBI, 21 R
Caleb Roberts	Texas League Player of the Week	6/28-7/2	.438 (7-for-16), 3 HR, 2 2B, 4 RBI, 3 BB, 1.675 OPS
Deyvison De Los Santos	ARI MiLB Player of the Month	July	14 G, .364 (20-for-55), 2 HR, 4 2B, 3B, 10 RBI
Neyty Castillo	Texas League Player of the Week	8/14-20	.478 (11-for-23), 4 HR, 2 2B, 3B, 14 RBI, 1.694 OPS
Seth Beer	Texas League Player of the Week	8/29-9/3	.526 (10-for-19), 4 HR, 2 2B, 8 RBI, 1.854 OPS
Caleb Roberts	ARI MiLB Player of the Month	August	20 G, .321(26-for-81) 2 HR, 8 2B, 2 3B, 11 RBI

2023 MILESTONES ON THE HORIZON

NAME	MILESTONE	TO MEET (CURRENT TOTAL)
Caleb Roberts	Amarillo Single-Season Triples Record	1 (8)

2023 MILESTONES REACHED

NAME	MILESTONE	DATE
Luke Albright	150 Career IP	4/7 @ FRI
Ryan Bliss	150 Career Hits	4/14 vs. CC
A.J. Vukovich	150 Career RBI	4/16 vs. CC
Tim Tawa	150 Career Hits	4/16 vs. CC
A.J. Vukovich	150 Career RBI	4/16 vs. CC
Andrew Saalfrank	100 Career Strikeouts	4/20 @ NWA
Jamison Hill	150 Career Strikeouts	4/21 @ NWA
Austin Pope	200 Career Strikeouts	4/21 @ NWA
Austin Pope	200 Career IP	6/24 @ CC
Devison De Los Santos	150 Career RBI	4/26 vs. FRI
Jackson Goddard	150 Career Strikeouts	4/28 vs. FRI
Deyni Olivero	400 Career IP	4/29 vs. FRI
Tristin English	250 Career Hits	4/29 vs. FRI
Adrian Del Castillo	100 Career Hits	4/30 vs. FRI
A.J. Vukovich	250 Career Hits	5/4 @ CC
Michel Otanez	250 Career Strikeouts	5/17 @ FRI
Ryan Bliss	200 Career Hits	5/28 @ SA
Ryan Bliss	100 Career RBI	6/17 vs SA
Kyle Backhus	100 Career IP	6/1 vs. SPR
Deyni Olivero	300 Career Strikeouts	6/3 (2) vs. SPR
Jordan Lawlar	150 Career Hits	6/3 (1) vs. SPR
Josh Green	250 Career Strikeouts	6/14 vs SA
Jeff Bain	500 Career Strikeouts	7/3 (2) vs TUL
Tim Tawa	Most Single-Season HR	14, 7/15 vs FRI
Caleb Roberts	Most Single-Season HR	10, 7/15 vs FRI
Jordan Lawlar	100 Career RBI	7/16 vs FRI
A.J. Vukovich	Most Single-Season HR	18, 7/22 vs WCH
Seth Beer	450 Career MiLB Hits	7/22 vs WCH
Kyle Backhus	150 Career Strikeouts	7/28 @ MID
Austin Pope	250 Career Strikeouts	7/29 @ MID
Chad Patrick	150 Career Strikeouts	7/30 @ MID
TEAM	Franchise Single-Season HR Record (180)	9/3 vs MID
A.J. Vukovich	Amarillo Single-Season RBI Record (94)	9/9 @ ARK

SOD POODLES vs. LEAGUE IN 2023 (REGULAR SEASON)

NORTH DIVISION	OVERALL	HOME	AWAY	SOUTH DIVISION	OVERALL	HOME	AWAY
Arkansas	9-3	4-2	5-1	Corpus Christi	11-13	6-6	5-7
NW Arkansas	3-3	0-0	3-3	Frisco	13-11	9-6	4-5
Springfield	7-5	4-2	3-3	Midland	15-9	6-6	9-3
Tulsa	9-3	5-1	4-2	San Antonio	6-12	2-4	4-8
Wichita	4-2	4-2	0-0	---			

SOD POODLES vs. LEAGUE ALL-TIME (REGULAR SEASON)

NORTH DIVISION	OVERALL	HOME	AWAY	SOUTH DIVISION	OVERALL	HOME	AWAY
Arkansas	20-17	10-8	10-9	Corpus Christi	52-50	26-20	26-30
NW Arkansas	18-14	8-5	10-9	Frisco	50-51	31-28	19-23
Springfield	20-17	10-8	10-9	Midland	60-45	30-25	30-20
Tulsa	26-24	13-12	13-12	San Antonio	29-33	12-12	17-21
Wichita	14-10	7-5	7-5	---			

SOD POODLES OFFENSE

Most Runs, Game: 17 (2x, Last: 9/3 vs MID)
Most Runs, Inning: 7 (5x: Last: 6/29 vs. TUL, 1st inning)
Most Hits, Game (Team): 19 (9/3 vs MID)
Most Hits, Game (Indiv.): 4 (10x: Last: Cintron, 9/19 vs SA)
Fewest Hits, Game: 2 (3x: Last: 5/18 @ FRI)
Most Hits, Inning: 8 (5/5 @ CC, 3rd inning)
Most HRs, Game (Team): 5 (6x, Last: 9/19 vs SA)
Most HRs, Game (Indiv.): 3 (2x, Last: Beer, 9/1 vs MID)
Most HR, Inning (Team): 3 (3x, Last: 8/16 vs ARK, 5th inning)
Most SBs, Game (Team.): 9 (7/1 vs. TUL)
Most SBs, Game (Indiv.): 3 (4x, Last: Lawlar, 8/10 @ TUL)
Grand Slams: 6 (Last: Castillo, 8/15 vs ARK)
Most Runners LOB, Team: 15 (8/30 vs. MID)
Most Runs Combined (Two Teams): 24 (2x, Last: 9/3 vs MID)
Most Hits Combined (Two Teams): 33 (4/12 vs. CC)
Most Home Runs During Series (Two Teams): 31 (6/28-7/3 vs. TUL)
Most Runs To Overcome Deficit: 10 (4/26 vs. FRI)

SOD POODLES DEFENSE

Most Errors, Team: 5 (9/13 vs FRI)
Most Errors, Individual: 2 (4x, Last: Chen, 8/26 @ SA)
Most Double Plays: 3 (5x, Last: 9/1 vs MID)

SOD POODLES PITCHING

Most Ks, Team (9 innings): 18 (8/17 vs ARK)
Most Ks, Team (extra innings): 16 (6/30 vs TUL (13)
Most Walks, Team: 13 (8/6 vs CC)
Shutouts: 7 (Last: 9/7 @ ARK)
Complete Games (9 IP): --
Complete Games (7 IP): --
Complete Game Shutout, Individual: --
Complete Game Shutout (9.0 IP) Individual: --
Longest Start: 8.0 IP (Hill, 9/1 vs MID)
Longest Relief Appearance: 3.1 IP (2x: Last: Workman, 4/26 vs. FRI)
Most Ks, Individual: 11 (Solomon, 8/17 vs ARK)
Most Walks, Individual: 6 (3x: Last: Albright, 8/24 @ SA)

OPPONENTS OFFENSE

Most Runs, Game: 16 (2x: Last: 5/11 vs. MID)
Most Runs, Inning: 8 (3x: Last: 8/6 vs CC, 3rd inning)
Most Hits, Game (Team): 19 (5/11 vs. MID)
Most Hits, Game (Indiv.): 5 (2x: Last: Calabuig, 5/11 vs. MID)
Fewest Hits, Game: 1 (8/25 @ SA)
Most Hits, Inning: 7 (2x, Last: 6/20 @ CC)
Most HRs, Game (Team): 5 (3x, Last: 9/19 vs. SA)
Most HRs, Game (Indiv.): 3 (Rave, 4/18 @ NWA)
Most SBs, Game (Indiv.): 3 (Acuña, 4/30 vs. FRI)
Grand Slams Against: 6 (Last: Rivas, 9/6 @ ARK)
Most Runners LOB, Team: 14 (5/26 @ SA)
Most Runs To Overcome Deficit: 7 (7/28 @ MID)

OPPONENTS PITCHING

Most Ks Team (9 innings): 17 (2x, Last: 8/12 @ TUL)
Most Ks, Team (extra innings): 15 (6/30 vs TUL)
Most Walks, Team: 12 (6/20 @ CC)
Most Ks, Individual: 10 (Leiter, 5/17 @ FRI)
Most Walks, Individual: 5 (4x, Last: Garcia, R, 9/15 vs. FRI)

OPPONENTS DEFENSE

Most Errors, Team: 3 (7x, Last: 8/22 @ SA)
Most Errors, Individual: 3 (Whitcomb, 4/12 vs. CC)
Most Double Plays: 3 (2x, Last: 7/28 @ MID)

MISCELLANEOUS

Longest Home Game Time (9 innings): 3:36 (6/15 vs. SA)
Shortest Home Game Time (9 innings): 1:56 (9/1 vs. MID)
Longest Road Game Time (9 innings): 3:13 (5/5 @ CC)
Shortest Road Game Time (9 innings): 2:05 (5/2 @ CC)
Longest Game Time (7 innings): 2:32 (5/14 (2) vs. MID)
Shortest Game Time (7 innings): 1:39 (6/3 (2) vs. SPR)
Longest Extra-Inning Game: 3:42 (6/30 vs TUL)
Longest Game (Innings): 13 (6/30 vs TUL)
Longest Game Delay (Home): 0:40, 5/31 vs. SPR (rain)
Longest Game Delay (Road): 1:53, 5/19 @ FRI (rain)
Highest Attendance (Home): 7,588 (7/3 vs. TUL)
Highest Attendance (Road): 10,019 (5/16 @ FRI)
Lowest Attendance (Home): 3,231 (4/25 vs. FRI)
Lowest Attendance (Road): 2,041 (7/30 @ MID)

LAST TIME IT HAPPENED - 2023

SOD POODLES (INDIVIDUAL)

Perfect Game:
No-Hitter (Individual):
No-Hitter (Combined):
No-Hitter (7-Inning):
1-Hitter (Individual):
1-Hitter (Combined): 8/25 @ SA, Hill/Rashi/Otanez
2-Hitter (Individual):
2-Hitter (Combined): 3x: Last: 5/27 @ SA, Patrick/Saalfank
3-Hitter (Combined): 9x: Last: 9/7 @ ARK, Hill/Grammes/Rice/Rashi
3-Hitter (Individual):
Complete Game Shutout (9 Inning):
Complete Game Shutout (7 Inning):
10 or more strikeouts (P): 3x, Last: Solomon (10, 8/29 vs MID)
Four (4) Hits: 10x, Last: Cintron (9/19 vs SA)
Five (5) Hits:
Six (6) Hits:
Three (3) Doubles:
Four (4) Doubles:
Two (2) Triples:
Two HR Game: 9x, Last: Roberts (9/19 vs SA)
Three HR Game: 2x, Last: Beer (9/1 vs MID)
Grand Slam (Home): 4x, Last: Castillo (8/15 vs. ARK)
Grand Slam (Road): 2x, Last: Duzenack (7/30 @ MID)
Inside-The-Park HR: Lawlar (7/3 (1) vs TUL)
Back-To-Back HRs: 7x: Last: Beer/De Los Santos (9/15 vs. FRI)
Back-To-Back-To-Back HRs:
HR, Both Sides of the Plate:
Hitting for the Cycle:

HR in 2 straight games: 27x: Last: Tawa (9/17 vs FRI, 9/19 vs SA)
HR in 3 straight games: 4x, Last: Robinson (9/16-17 vs FRI, 9/19 vs SA)
HR in 4 straight games: Roberts (6/30-7/3 vs TUL)
Triple in 2 straight games:
Five (5) RBI: 6x, Last: Roberts (9/19 vs SA)
Seven (7) RBI: Vukovich (7/3 (1) vs TUL)
Three Runs: 28x: Last: Tawa (9/3 vs MID)
Four Runs: 4x, Last: Vukovich (7/3 (1) vs TUL)
Five Runs:
Two Stolen Bases: 11x: Last: Dalesandro (8/13 @ TUL)
Three Stolen Bases: 4x, Last: Lawlar (8/10 @ TUL)
Four Stolen Bases:
Steal of home (straight):
Steal of home (double steal): 2x, Last: Bliss/Lawlar, 6/22 @ CC
Four (4) Walks: Roberts (2x, Last: 8/12 @ TUL)
Five (5) Walks:
10 Total Bases in a game: 3x, Last: Beer (12, 9/1 vs MID)

SOD POODLES TEAM

20 Runs, Game:
20 Hits, Game:
10+ Runs, Inning:
Back-to-back 15-hit games: 9/17 vs FRI - 9/19 vs SA
Everyone in order gets a hit: 9x: Last: 9/3 vs MID
Everyone in order scores a run: 2x, Last: 8/16 vs ARK
Only player in order to get a hit:
15+ Strikeouts, Game (Batting): 4x, Last: 9/16 vs FRI (16)
Triple Play:
Winning Streak: 7 (6/6-6/13)
Losing Streak: 4 (2x: Last: 5/23-5/26)



HIGHS & LOWS - ALL TIME



SOD POODLES OFFENSE

Most Runs, Game: 20 (9/11/21 vs. TUL)
Most Runs, Inning: 11 (6/11/22 vs. FRI, 8th inning)
Most Hits, Game: 24 (9/11/21 vs. TUL)
Most Hits, Game (Indiv.): 5 (3x: Last: Barrosa, 7/22 @ MID)
Fewest Hits, Game: 0 (5/26/22 @ ARK)
Most HRs, Game (Team): 7, (6/5/21 @ FRI)
Most HRs, Game (Indiv.): 3, 3x, Last: Beer (9/1/23 vs MID)
Grand Slams: 17 (Last: Castillo, 8/15/23 vs ARK, 5th inning)
Most SBs, Game (Team.): 9 (7/1/23 vs. TUL)
Most SBs, Game (Indiv.): 3 (9x: Last: Lawlar, 8/10/23 @ TUL)
Most Runners LOB, Team: 15 (8/30/23 vs MID)
Most Runs Combined (Two Teams): 32 (9/11/21 vs. TUL)
Most Hits Combined (Two Teams): 37 (2x: Last: 4/23/22 vs SA)
Most Home Runs During Series (Two Teams): 34 (9/7-12/21 vs. TUL)
Most Runs To Overcome Deficit: 10 (4/26/23 vs. FRI)

SOD POODLES DEFENSE

Most Errors, Team: 5 (2x, Last: 9/13/23 vs. FRI)
Most Errors, Individual: 2 (29x: Last: Chen, 8/26/23 @ SA)
Most Ground Into Double Plays: 4 (2x: Last: 9/17/21 vs. FRI)

SOD POODLES PITCHING

Most Ks, Team (9 innings): 18 (2x: Last: 5/9/21 @ TUL)
Most Ks, Team (extra innings): 18 (5/19/21 vs MID)
Most Walks, Team: 13 (8/6/23 vs CC)
Shutout: 27x: Last: 9/7/23 @ ARK
Last Complete Game (9 IP): --
Last Complete Game (7 IP): Nelson (G1, 9/1/21 @ SA)
Last Complete Game (5 IP): Walston (7/29/22 vs. CC)
Last Complete Game Shutout: Frias (8/1/21 vs. SA (7))
Longest Start: 8.0 IP (2x, Last: Hill, 9/1/23 vs MID)
Longest Relief Appearance: 3.1 IP (4x, last: Workman, 4/26 vs FRI)
Most Ks, Individual: 12 (4x: Last: Pfaadt: 6/23/22 @ CC)
Most Walks, Individual: 7 (Nelson, 7/6/21 @ SA)



LAST TIME IT HAPPENED - ALL TIME

SOD POODLES (INDIVIDUAL)

Perfect Game:
No-Hitter (Individual):
No-Hitter (Combined):
No-Hitter (7-Inning): 2x: Tabor, 7/11/21 @ SA; Frias, 8/1/21 vs. SA
1-Hitter (Individual): 7/29/22 (Walston, 5-inning game)
1-Hitter (Combined): 3x: Last: 8/25/23 @ SA; Hill/Rashi/Otanez
2-Hitter (Individual):
2-Hitter (Combined): 5x: Last: 5/27/23 @ SA, Albright/Saalfrank
3-Hitter (Combined): 24x: Last: 9/7 @ ARK, Hill/Grammes/Rice/Rashi
3-Hitter (Individual):
Complete Game Shutout (9 Inning):
Complete Game Shutout (7 Inning): 2x: Tabor, 7/11/21 @ SA; Frias, 8/1/21 vs. SA
10 or more strikeouts: 17x, Last: Solomon (8/29/23 vs. MID)
Four (4) Hits: 38x: Last: Cintron (9/19/23 vs SA)
Five (5) Hits: 3x: Last: Cedenio (8/18/22 @ MID)
Six (6) Hits:
Three (3) Doubles: 3x: Last: Carroll, (4/23/22 vs SA)
Four (4) Doubles:
Two (2) Triples:
Two HR Game: 38x: Last: Roberts (9/19/23 vs SA)
Three HR Game: 3x, Last: Beer, 9/1/23 vs MID)
Grand Slam (Home): 13x: Last: Castillo, 8/15/23 vs. ARK)
Grand Slam (Road): 4x: Last: Duzenack, 7/30/23 @ MID
Inside-The-Park HR: 5x: Last: Lawlar (7/3/23 (1) vs TUL)
Back-To-Back HRs: 23x: Last: Beer/De Los Santos (9/15/23 vs. FRI)
Back-To-Back-To-Back HRs:
B-2-B-2-B HRs: 9/11/21 vs. TUL - Garrett/Kennedy/Fletcher/Canzone (3rd inning)
HR, Both Sides of the Plate: 3x: Last: Stankiewicz (7/15/22 vs SA)
Hitting for the Cycle:

OPPONENTS OFFENSE

Most Runs, Game: 21 (2x: Last: 9/2/22 vs. FRI)
Most Runs, Inning: 11 (9/2/22 vs. FRI, 5th inning)
Most Hits, Game (Team): 23 (9/2/22 vs. FRI)
Most Hits, Game (Indiv.): 6 (Guldborg, 4/10/22 vs MID)
Fewest Hits, Game: 0 (2x: Last: 8/1/21 vs. SA - Frias no-hitter)
Most HRs, Game (Team): 9 (Last: 5/17/22 vs. TUL)
Most HRs, Game (Indiv.): 4 (Chandler Redmond, 8/10/22 vs SPR)
Most SBs, Game (Indiv.): 3 (Acuña, 4/30/23 vs. FRI)
Grand Slams: 24 (Last: Rivas, 9/6/23 @ ARK, off Ray, 2nd inning)
Most Runners LOB, Team: 16 (4/10/22 vs. MID)
Most Runs To Overcome Deficit: 10 (7/18/21 @ MID)

OPPONENTS PITCHING

Most Ks Team (9 innings): 17 (4x: Last: 8/12/23 @ TUL)
Most Ks, Team (extra innings): 19 (5/11/19 @ CC, 10)
Most Walks, Team: 12 (6/20 @ CC)
Shutout: 22x: Last: 8/31/23 vs. MID
Last Complete Game: Jones (5/26/22 (2) @ ARK)
Last Complete Game Shutout (7 IP): Jones (5/26/22 (2) @ ARK)
Most Ks, Individual: 14 (Dustin May, 6/22/19 @ TUL)
Most Walks, Individual: 7 (Robaina, 7/31/22 vs. CC)

OPPONENTS DEFENSE

Most Errors, Team: 4 (5x: Last: 7/22/22 @ MID)
Most Errors, Individual: 3 (3x: Last: Whitcomb, 4/12/23 vs. CC)
Most Ground Into Double Plays: 4 (2x: Last: 9/14/22 @ SA)

MISCELLANEOUS

Longest Home Game Time (9 innings): 4:08 (9/11/21 vs. TUL)
Shortest Home Game Time (9 innings): 1:56 (9/1/23 vs MID)
Longest Road Game Time (9 innings): 3:34 (7/29/19 @ NWA)
Shortest Road Game Time (9 innings): 1:50 (8/21/22 @ MID)
Longest Game Time (7 innings): 2:36 (9/1/21 @ SA)
Shortest Game Time (7 innings): 1:29 (5/26/22 (2) @ ARK)
Longest Extra-Inning Game: 4:08 (4/22/22 vs. SA, 11)
Longest Game (Innings): 13 (6/30/23 vs TUL)
Longest Game Delay (Home): 3:15 (5/18/21 vs. MID)
Longest Game Delay (Road): 1:53 (5/19/23 @ FRI)
Highest Attendance (Home): 7,588 (7/3/23 vs. TUL)
Highest Attendance (Road): 10,366 (5/18/19 @ FRI)
Lowest Attendance (Home): 3,231 (4/25/23 vs. FRI)
Lowest Attendance (Road): 1,906 (8/17/22 @ MID)
Largest Margin of Victory: 15 (19-4, 6/9/21 vs. CC)
Largest Margin of Defeat: 19 (21-2, 9/2/22 vs. FRI)

HR in 2 straight games: 70x: Last: Tawa (9/17- 9/19/23 vs FRI, SA)
HR in 3 straight games: 11x: Last: Robinson (9/16-17 vs FRI, 9/19/23 vs SA)
HR in 4 straight games: Roberts (6/30-7/3/23 vs TUL)
Triple in 2 Straight games: 5x: Last: Carroll (5/17-18 vs. TUL)
Triple in 3 straight games: Carroll, 6/12-15 vs. FRI, @ SA)
Five (5) RBI: 17x: Last: Roberts (9/19/23 vs SA)
Six (6) RBI: 4x: Last: Forbes, (7/28/22 vs. CC)
Seven (7) RBI: 2x, Last: Vukovich (7/3/23 (1) vs TUL)
Four Runs: 10x: Last: Vukovich (7/3/23 (1) vs TUL)
Five Runs: Perdomo (9/11/21 vs. TUL)
Two Stolen Bases: 45x: Last: Dalesandro (8/13/23 @ TUL)
Three Stolen Bases: 9x: Last: Lawlar (8/10/23 @ TUL)
Four Stolen Bases:
Steal of home (straight): 2x: Last: Barrosa (9/4/22 vs FRI)
Steal of home (double steal): 3x: Last: Bliss/Lawlar (6/22/23 @ CC)
Four (4) Walks: 4x: Last: Roberts (8/12/23 @ TUL)
10 Total Bases in a Game: 9x: Last: Beer (9/1/23 vs. MID)
Most Total Bases in a game: 12 (5x: Last: Beer (9/1/23 vs. MID)

SOD POODLES TEAM

20 Runs, Game: 20, 9/11/21 vs. TUL
20 Hits, Game: 5x: Last: 20, 8/18/22 @ MID
10+ Runs, Inning: 2x: Last: 6/11/22 vs. FRI (11, 8th inning)
Back-to-back 15-hit games: 3x: Last: 9/17/23 vs FRI - 9/19/23 vs SA)
Everyone in order gets a hit: 34x: Last: 8/16/23 vs. ARK
Everyone in order gets multiple-hits: 5/8/22 vs. MID
Everyone in order scores a run: 8x: Last: 8/16/23 vs ARK
Only player in order to get a hit: 4x: Last: Diaz, G1, 9/1/21 @ SA
15+ Strikeouts, Game (Batting): 20x: Last: 9/16/23 vs FRI (16)
Triple Play:
Winning Streak: 7 (6/6-13/23)
Losing Streak: 7 (7/30-8/6/22)

DATE	NO	TRANSACTION
4/7	1	INF Camden Duzenack reinstated from the Dev.List, transferred to AMA.
4/11	2	RHP Josh Green reinstated from the Dev. List, assigned to AMA.
4/11	3	RHP Jackson Goddard placed on the Dev. List.
4/12	4	LHP Joe Mantiply assigned to AMA on MLB Rehab Assignment.
4/14	5	INF Camden Duzenack transferred to RNO.
4/18	6	LHP Joe Mantiply recalled from MLB Rehab Assignment to ARI.
4/18	7	RHP Jackson Goddard reinstated from Dev. List, assigned to AMA.
4/20	8	OF Caleb Roberts placed on AMA IL.
4/21	9	RHP Raffi Vizcaino transferred from AMA to RNO.
4/21	10	INF Jonathan Guzman transferred to AMA from HIL.
4/21	11	LHP Hugh Fisher transferred to AMA from HIL.
4/22	12	RHP Michel Otanez placed on AMA IL.
4/25	13	RHP Byrce Jarvis transferred from AMA to RNO.
4/25	14	LHP Dillon Larsen transferred to AMA from HIL.
4/25	15	RHP Marcos Tineo transferred to AMA from HIL.
5/2	16	RHP Mitchell Stump transferred to AMA from RNO.
5/2	17	LHP Dillon Larsen transferred from AMA to HIL.
5/5	18	INF Tristin English transferred from AMA to RNO.
5/5	19	INF Kevin Vicuña signed by ARI, assigned to AMA.
5/7	20	INF Jonathan Guzman placed on AMA IL.
5/8	21	INF Jarrod Watkins transferred to AMA from HIL.
5/10	22	RHP Josh Green placed on AMA IL.
5/13	23	RHP Michel Otanez reinstated from AMA IL.
5/14	24	INF Neyfy Castillo placed on AMA IL.
5/16	25	OF Caleb Roberts reinstated from AMA IL.
5/16	26	RHP Endrys Briceno transferred to AMA from RNO.
5/16	27	RHP Marcos Tineo released.
5/19	28	INF Camden Duzenack reinstated from RNO IL, transferred to AMA.
5/19	29	LHP Hugh Fisher placed on Dev. List.
5/20	30	RHP Zach Davies assigned to AMA on MLB Rehab.
5/23	31	INF Neyfy Castillo reinstated from IL.
5/23	32	INF Seth Beer reinstated from Dev. List, transferred to AMA.
5/23	33	INF Kevin Vicuña placed on Dev. List.
5/23	34	INF Jarrod Watkins released.
5/25	35	RHP Endrys Briceno transferred from AMA to RNO.
5/25	36	RHP Conor Grammes transferred to AMA from HIL.
5/26	37	RHP Michel Otanez transferred from AMA to RNO.
5/26	38	LHP Hugh Fisher reinstated from Dev. List.
6/1	39	RHP Josh Green reinstated from IL
6/1	40	LHP Hugh Fisher placed on Dev. List
6/13	41	RHP Christian Montes De Oca placed on IL
6/20	42	RHP Blake Workman released
6/20	43	LHP Andrew Saalfank transferred from AMA to RNO
6/20	44	RHP Michel Otanez transferred to AMA from RNO
6/20	45	RHP Peter Solomon transferred to AMA from RNO
6/21	46	INF Kevin Vicuña transferred from AMA to HIL
6/24	47	RHP Jackson Goddard placed on AMA IL
6/26	48	RHP Gerald Ogando transferred to AMA from HIL
6/29	49	RHP Raffi Vizcaino reinstated from RNO IL, transferred to AMA
6/29	50	RHP Christian Montes De Oca reinstated from IL
6/29	51	LHP Jake Rice placed on Dev. List
7/1	52	INF Kevin Vicuña transferred to AMA from HIL
7/1	53	INF Deyvison De Los Santos placed on the Dev. List
7/7	54	INF Julio Carrion transferred to AMA from VIS
7/7	55	INF Ryan Bliss placed on Temp. Inactive List
7/7	56	INF Jordan Lawlar placed on Temp. Inactive List
7/9	57	RHP Deyni Olivero placed on Dev. List
7/13	58	INF Jordan Lawlar reinstated from Temp. Inactive List
7/13	59	C J.J. D'Orazio transferred to AMA from HIL
7/13	60	LHP Yu-Min Lin transferred to AMA from HIL
7/13	61	LHP Will Mabrey transferred to AMA from HIL
7/13	62	INF Ivan Melendez transferred to AMA from HIL

[illegible][illegible]

Game	Date	Opponent	W/L	Winning Pitcher	Losing Pitcher	Save	Record	Standing	Attendance	TOG
1	4/6	@ FRI	L, 12-4	Anderson, G (1-0)	Jarvis, B (0-1)	-	0-1	T-2nd (-1.0)	8,320	2:28
2	4/7	@ FRI	W, 3-1	Albright, L (1-0)	Krauth, N (0-1)	Backhus, K (1)	1-1	T-1st (+0.5)	8,655	2:16
3	4/8	@ FRI	W, 5-3	Rice, J (1-0)	Starr, N (0-1)	Vizcaino, R (1)	2-1	T-1st (+1.0)	9,030	2:57
4/9-10		OFF								
4	4/11	CC	L, 5-4	Melendez, J (1-0)	Patrick, C (0-1)	Macuare, A (1)	2-2	T-2nd (-1.0)	5,452	2:26
5	4/12	CC	W, 13-10	Mantiply, J (1-0)	Robaina, J (0-1)	-	3-2	T-1st (+1.0)	4,093	3:16
6	4/13	CC	W, 5-2	Jarvis, B (1-1)	Cobos, F (0-1)	Montes De Oca, C (1)	4-2	1st (+1.0)	4,547	2:39
7	4/14	CC	L, 13-10	Sprinkle, J (1-0)	Albright, L (1-1)	-	4-3	T-1st (+1.0)	6,417	2:54
8	4/15	CC	W, 5-3	Mantiply, J (2-0)	Gordon, C (0-2)	Backhus, K (2)	5-3	1st (+1.0)	6,146	2:28
9	4/16	CC	L, 11-5	Melendez, J (2-0)	Patrick, C (0-2)	-	5-4	T-1st (+1.0)	5,187	2:54
4/17		OFF								
10	4/18	@ NWA	L, 16-6	Del Rosario, Y (1-0)	Olivero, D (0-1)	-	5-5	T-1st (+1.0)	2,399	2:40
11	4/19	@ NWA	W, 5-0	Jarvis, B (2-1)	Veneziano, A (1-1)	-	6-5	T-1st (+1.0)	2,792	2:29
12	4/20	@ NWA	W, 3-2 (10)	Otanez, M (1-0)	Biasi, D (1-1)	Rice, J (1)	7-5	1st (+0.5)	3,751	3:08
13	4/21	@ NWA	L, 5-0	Hoffmann, A (2-1)	Hill, J (0-1)	-	7-6	T-1st (+1.0)	4,690	2:26
14	4/22	@ NWA	L, 5-0	Marsh, A (1-0)	Patrick, C (0-3)	-	7-7	T-1st (+3.0)	4,856	2:14
15	4/23	@ NWA	W, 6-2	Saalfrank, A (1-0)	Way, B (0-2)	-	8-7	T-1st (+0.5)	4,640	2:48
4/24		OFF								
16	4/25	FRI	W, 9-7	Rice, J (2-0)	Starr, N (1-2)	Backhus, K (3)	9-7	T-1st (+1.0)	3,231	2:34
17	4/26	FRI	W, 12-11 (10)	Workman, B (1-0)	Church, M (0-1)	-	10-7	1st (+1.0)	3,275	3:24
18	4/27	FRI	L, 5-1	Roby, T (1-2)	Bain, J (0-1)	-	10-8	1st (+0.5)	6,239	2:38
19	4/28	FRI	L, 12-6	Speas, A (1-0)	Patrick, C (0-4)	-	10-9	2nd (-0.5)	4,393	2:55
20	4/29	FRI	W, 11-4	Olivero, D (1-1)	Leiter, J (0-2)	-	11-9	1st (+0.5)	5,928	2:38
21	4/30	FRI	L, 12-7	Church, M (1-1)	Tineo, M (0-1)	-	11-10	T-1st (+0.5)	5,125	2:53
5/1		OFF								
22	5/2	@ CC	L, 3-1	Robaina, J (1-2)	Fisher, H (0-1)	-	11-11	T-2nd (-1.0)	2,774	2:05
23	5/3	@ CC	W, 3-0	Pope, A (1-0)	Kouba, R (1-1)	Backhus, K (4)	12-11	T-1st (+1.5)	2,401	2:15
24	5/4	@ CC	L, 6-1	Gordon, C (2-2)	Patrcik, C (0-5)	-	12-12	T-2nd (-1.0)	3,678	2:11
25	5/5	@ CC	W, 12-8	Goddard, J (1-0)	Plumlee, P (0-1)	-	13-12	T-1st (+2.5)	4,651	3:13
26	5/6	@ CC	L, 12-7	VanWey, L (1-0)	Tineo, M (0-2)	-	13-13	T-2nd (-1.0)	4,327	2:49
27	5/7	@ CC	L, 5-4	Arrighetti, S (2-2)	Albright, L (1-2)	McDonald, C (1)	13-14	T-2nd (-2.0)	4,726	2:28
5/8		OFF								
28	5/9	MID	L, 11-9	Supak, T (2-0)	Hill, J (0-2)	-	13-15	2nd (-3.0)	6,284	2:47
29	5/10	MID	W, 6-3	Saalfrank, A (2-0)	Salinas, R (1-2)	-	14-15	2nd (-2.0)	4,495	2:20
30	5/11	MID	L, 16-6	Pérez, F (1-0)	Olivero, D (1-2)	-	14-16	2nd (-3.0)	5,363	2:56
31	5/12	MID	L, 6-1	Cushing J (1-0)	Tineo, M (0-3)	-	14-17	3rd (-4.0)	7,165	2:27
	5/13	MID	PPD							
32	5/14(1)	MID	W, 10-1	Albright, L (2-2)	Ginn, J (0-2)	-	15-17	-	0	1:40
33	5/14(2)	MID	L, 13-1	Tomioka, S (1-0)	Hill, J (0-3)	-	15-18	3rd (-4.0)	4,621	2:32
5/15		OFF								
34	5/16	@ FRI	L, 3-2	Church, M (2-2)	Goddard, J (1-1)	Starr, N (1)	15-19	3rd (-4.0)	10,019	2:30
35	5/17	@ FRI	L, 10-4	Leiter, J (2-2)	Olivero, D (1-3)	-	15-20	T-4th (-4.0)	2,890	2:27
36	5/18	@ FRI	L, 7-1	Garcia, R (1-3)	Bain, J (0-2)	-	15-21	5th (-4.0)	3,480	2:13
37	5/19	@ FRI	W, 2-1	Albright, L (3-2)	White, O (1-1)	Rice, J (2)	16-21	T-4th (-4.0)	5,943	2:24 (1:53)
38	5/20	@ FRI	L, 8-7 (10)	Kelly, A (2-0)	Stumpo, M (0-1)	-	16-22	T-4th (-5.0)	7,070	3:26
39	5/21	@ FRI	W, 3-1	Patrick, C (1-5)	Church, M (2-3)	Montes De Oca, C (2)	17-22	T-4th (-5.0)	6,306	2:32
5/22		OFF								
40	5/23	@ SA	L, 14-4	Bachar, L (2-0)	Olivero, D (1-4)	-	17-23	5th (-5.0)	5,054	2:48
41	5/24	@ SA	L, 4-3	Hernandez, N (3-1)	Montes De Oca, C (0-1)	-	17-24	5th (-5.0)	4,990	2:35
42	5/25	@ SA	L, 5-4	Kopps, K (3-0)	Otanez, M (1-1)	Jacob, A (1)	17-25	5th (-6.0)	3,549	2:35
43	5/26	@ SA	L, 8-2	Wolf, J (3-5)	Hill, J (0-4)	-	17-26	5th (-7.0)	4,124	2:57
44	5/27	@ SA	W, 1-0	Patrick, C (2-5)	Snider, D (0-3)	Saalfrank, A (1)	18-26	5th (-6.0)	4,828	2:30
45	5/28	@ SA	W, 9-3	Grammes, C (1-0)	Henry, H (1-2)	-	19-26	5th (-5.0)	3,530	2:46
5/29		OFF								
46	5/30	SPR	W, 7-1	Bain, J (1-2)	Gragg, L (0-3)	-	20-26	5th (-4.0)	4,179	2:11
47	5/31	SPR	W, 13-8	Stumpo, M (1-1)	Sawyer, L (1-2)	-	21-26	4th (-4.0)	4,177	3:03
48	6/1	SPR	W, 3-2	Grammes, C (2-0)	Pereira, W (3-3)	-	22-26	4th (-4.0)	4,690	1:54
49	6/2	SPR	PPD							
49	6/3 (1)	SPR	L, 5-4 (8)	Roycroft, C (1-0)	Backhus, K (0-1)	Granillo, A (2)	22-27	4th (-3.5)	-	2:26
50	6/3 (2)	SPR	W, 6-1 (7)	Olivero, D (2-4)	Hernandez, K (5-2)	-	23-27	4th (-4.0)	6,502	1:39
51	6/4	SPR	L, 6-5	Sawyer, L (2-2)	Grammes, C (2-1)	-	23-28	4th (-4.0)	5,636	2:44



SOP POODLES 2023 DAY-BY-DAY



GAME	DATE	OPPONENT	W/L	WINNING PITCHER	LOSING PITCHER	SAVE	RECORD	STANDING	ATTENDANCE	TOG
103	8/8	@ TUL	L, 7-4	Sublette, R (2-3)	Hill, J (5-6)	Gowdy, K (1)	54-49, 20-14	1st (+1.0)	3,508	2:40
104	8/9	@ TUL	W, 7-4	Mabrey, W (2-0)	Dodson, T (5-6)	Montes De Oca, C (3)	55-49, 21-14	1st (+1.0)	3,727	2:40
105	8/10	@ TUL	W, 7-4	Otanez, M (3-2)	Little, J (0-1)	Backhus, K (8)	56-49, 22-14	1st (+1.0)	3,762	2:57
106	8/11	@ TUL	L, 5-1	Williams, K (1-0)	Solomon, P (0-1)	--	56-50, 22-15	T-1st (+3.0)	6,247	2:27
107	8/12	@ TUL	W, 10-9	Rice, J (4-0)	Fisher, B (5-4)	Montes De Oca, C (4)	57-50, 23-15	1st (+1.0)	6,295	3:10
108	8/13	@ TUL	W, 9-3	Hill, J (6-6)	Ortiz-Mayr, O (1-4)	--	58-50, 24-15	1st (+2.0)	2,886	2:48
8/14		OFF								
109	8/15	ARK	W, 8-7	Montes De Oca, C (2-2)	Tyler, K (6-9)	Rice, J (3)	59-50, 25-15	1st (+3.0)	4,150	2:49
110	8/16	ARK	W, 17-6	Lin, Y (3-1)	Semple, S (2-5)	--	60-50, 26-15	1st (+3.0)	3,522	2:51
111	8/17	ARK	L, 8-6	Kober, C (4-1)	Montilla, E (0-1)	Kuhn, T (3)	60-51, 26-16	1st (+2.0)	4,373	2:59
112	8/18	ARK	W, 6-5	Grammes, C (4-2)	Benitez, J (2-3)	Montes De Oca, C (5)	61-51, 27-16	1st (+3.0)	5,804	2:35
113	8/19	ARK	L, 7-5	Kaminsky, R (1-1)	Stumpo, M (1-3)	Berroa, P (4)	61-52, 27-17	1st (+2.0)	6,852	2:54
114	8/20	ARK	W, 7-5	Rice, J (5-0)	Tyler, K (6-10)	Backhus, K (9)	62-52, 28-17	1st (+3.0)	4,457	2:34
8/21		OFF								
115	8/22	@ SA	L, 8-7 (10)	Bachar, J (4-0)	Stumpo, M (1-4)	--	62-53, 28-18	1st (+2.0)	3,695	3:11
116	8/23	@ SA	L, 4-2	Milacki, B (4-3)	Solomon (0-2)	Contreras, E (3)	62-54-28-19	1st (+1.0)	3,122	2:31
117	8/24	@ SA	W, 4-2	Albright, L (8-5)	Mazur, A (0-2)	Backhus, K (10)	63-54, 29-19	1st (+1.0)	3,507	2:28
118	8/25	@ SA	W, 1-0	Rashi, T (1-0)	Bachar, L (4-1)	Otanez, M (1)	64-54, 30-19	1st (+2.0)	3,152	2:11
119	8/26	@ SA	L, 6-5 (10)	Contreras, R (6-7)	Norris, L (0-1)	--	64-55, 30-20	1st (+2.0)	4,148	3:08
120	8/27	@ SA	L, 11-10	Milacki, B (5-3)	Lin, Y (3-2)	Lopez, Ju (4)	64-56, 30-21	1st (+2.0)	2,269	2:50
8/28		OFF								
121	8/29	MID	W, 7-6	Mabrey, W (3-0)	Coker, C (2-4)	--	65-56, 31-21	1st (+3.0)	4,110	2:34
122	8/30	MID	L, 7-3	Perkins, J (1-0)	Norris, L (0-2)	--	65-57, 31-22	1st (+2.0)	3,879	3:08
123	8/31	MID	L, 11-0	Basso, B (2-0)	Ray, D (0-1)	Emmanuels, S (1)	65-58, 31-23	1st (+1.0)	4,662	2:34
124	9/1	MID	W, 10-0	Hill, J (7-6)	Beers, B (3-9)	--	66-58, 32-23	1st (+2.0)	5,103	1:56
125	9/2	MID	W, 6-4	Rashi, T (2-0)	Weisenberger, J (0-1)	Montes De Oca, C (6)	67-58, 33-23	1st (+3.0)	6,282	2:19
126	9/3	MID	W, 17-7	Mabrey, W (4-0)	Cusick, R (4-7)	--	68-58, 34-23	1st (+4.0)	4,888	3:02
9/4		OFF								
127	9/5	@ ARK	W, 2-1	Diaz, Y (1-0)	Lindow, E (2-4)	Montes De Oca (7)	69-58, 35-23	1st (+5.0)	2,853	2:32
128	9/6	@ ARK	L, 15-3	Kaminsky, R (3-1)	Ray, D (0-2)	--	69-59, 35-24	1st (+4.0)	2,750	3:08
129	9/7	@ ARK	W, 1-0	Grammes, C (5-2)	Puckett, A (6-3)	Rashi, T (1)	70-59, 36-24	1st (+4.0)	3,467	2:51
130	9/8	@ ARK	W, 3-1	Lin, Y (4-2)	Semple, S (3-7)	Vizcaino, R (3)	71-59, 37-24	1st (+4.0)	5,975	2:28
131	9/9	@ ARK	W, 5-3	Sosa, L (1-0)	Castano, B (1-2)	Montes De Oca, C (8)	72-59, 38-24	1st (+5.0)	7,003	2:37
132	9/10	@ ARK	W, 6-5 (10)	Rashi, T (3-0)	Kuhn, T (5-3)	--	73-59, 39-24	1st (+5.0)	5,775	3:02
9/11		OFF								
133	9/12	FRI	W, 2-1	Ray, D (1-2)	Bremer, N (1-4)	Vizcaino, R (4)	74-59, 40-24	# 1st (+5.0)	4,650	2:21
134	9/13	FRI	L, 10-1	Polley, T (3-3)	Groen, G (0-1)	--	74-60, 40-24	1st (+4.0)	4,166	2:56
135	9/14	FRI	W, 2-1	Lin, Y (5-2)	Nordlin, S (2-7)	Montes De Oca, C (9)	75-60, 41-24	1st (+5.0)	5,071	2:12
136	9/15	FRI	W, 5-4	Vizcaino, R (1-1)	Brewer, M (2-3)	--	76-60, 42-24	1st (+6.0)	5,287	2:37
137	9/16	FRI	L, 4-3	Polley, T (4-3)	Montes De Oca, C (2-3)	--	76-61, 42-25	1st (+5.0)	7,162	2:30
138	9/17	FRI	W, 11-5	Otanez, M (4-2)	Krauth, N (5-11)	--	77-61, 43-25	1st (+5.0)	4,969	2:27
POSTSEASON										
139	9/19	SA	L, 12-11 (10)	Contreras, E (1-0)	Vizcaino, R (0-1)	--	77-62, 0-1	--	3,667	3:27
140	9/21	@ SA								
141	9/22*	@ SA								