

OMAHA STORM CHASERS GAME NOTES

vs. INDIANAPOLIS INDIANS

RHP Ben Sears (0-0, 3.86 ERA) vs. RHP Wilber Dotel (1-2, 6.28 ERA)

Saturday, April 18, 2026 | 2:05 p.m. CT First Pitch

Werner Park | Papillion, Nebraska

Game #19 | Home Game #11 | 1st Half Game #19

Radio: News Talk 1290 KOIL | Video: Bally Sports Live, MiLB TV

10-8



5-14

Triple-A Affiliate of the Kansas City Royals | 12356 Ballpark Way, Papillion, Nebraska 68046 | (402) 738-5100 | omahastormchasers.com | @OMASTormChasers

UPCOMING SCHEDULE & PROBABLE PITCHERS

UPCOMING GAMES	OPPONENT	TIME (CT)	PROBABLE PITCHERS
Sunday, April 19	INDIANAPOLIS	2:05 PM CT	RHP Stephen Kolek (0-0, 0.00 ERA) vs. RHP Noah Davis (1-2, 2.29 ERA)
Monday, April 20	OFF DAY (TRAVEL TO TOLEDO)		
Tuesday, April 21	@ Toledo	5:35 PM CT	RHP Luinder Avila (0-0, 5.40 ERA) vs. TBD
Wednesday, April 22	@ Toledo	5:35 PM CT	TBD vs. TBD

THE MATCHUP

(NUMBER IN PARENTHESES = INTERNATIONAL LEAGUE RANKING)
(**BOLD** = TRIPLE-A LEADER) (ITALICS = TRIPLE-A WORST) (UNDERLINE = MiLB LEADER)

.248 (10TH) < AVG	.238 (14TH)	5.26 (16TH)	ERA > 5.15 (14TH)
84 (14TH) R	> 85 (12TH)	1.63 (18TH)	WHIP > 1.60 (17TH)
141 (13TH) H	> 148 (9TH)	.254 (14TH) < AVG	.257 (15TH)
11 (18TH) - HR	- 11 (18TH)	152.1 (17TH)	IP > 162.2 (10TH)
69 (18TH) BB	> 109 (2ND)	144 (8TH) < H	161 (16TH)
160 (6TH) < K	161 (7TH)	91 (7TH) < R	109 (19TH)
24 (11TH) < SB	18 (14TH)	15 (4TH) < HR	21 (14TH)
.336 (13TH) OBP	> .355 (8TH)	105 (20TH)	BB > 99 (16TH)
.373 (14TH) < SLG	.354 (17TH)	145 (19TH)	K > 158 (17TH)
.709 (12TH) - OPS	-.709 (12TH)	1 (6TH) - SHO	- 1 (6TH)

YESTERDAY'S GAME

	1	2	3	4	5	6	7	8	9	R	H	E	LO
Indianapolis	0	1	1	0	0	0	0	0	0	2	4	0	8
Omaha	2	0	1	1	0	0	0	0	x	4	4	1	6

WIN: Jose Cuas (2-0) | LOSS: Thomas Harrington (0-3) | SAVE: Mason Black (2)

NOTES AND NUGGETS

STARTED FROM THE BOTTOM, NOW WE'RE HERE

After an 0-4 start to the season, the Storm Chasers have won 10 of their last 14 games, including their last two series.

Last season, the Storm Chasers won just 6 of 27 series played ... after winning 4 of 6 games from Buffalo from March 31 to April 5, the Chasers won 3 of 5 in Iowa last week and have taken 3 of the first 4 from Indianapolis.

A win today would give the Storm Chasers their 3rd straight series win ... Omaha never won back-to-back series last year ... the last time the Chasers won 3 series in a row was a stretch from April 23 to June 2, 2024 with 6 straight series wins.

DÉJÀ VU ALL OVER AGAIN

The Chasers have seen more success in recent years against Indianapolis than any other International League club, with a 56-31 record in 87 games since 2021.

A .644 winning percentage vs. Indianapolis is Omaha's best among the 7 opponents the Chasers have seen at least 20 times since 2021.

Among 54 IL matchups that have happened at least 20 times since 2021, Omaha's .644 winning percentage against Indianapolis is the 4th-best.

Since 2021, Omaha and Indianapolis have played 16 series, with 9 going 6+ games ... Omaha has won 10 of 16 (including 7 of the last 8), while Indianapolis has won just 3 ... in the 9 series that have lasted 6+ games, Omaha has won 4, Indianapolis 2, with 3 ending in splits.

CAUGHT CLEAN-HANDED

The Omaha Storm Chasers own the 3rd-best fielding percentage in the International League at .984, committing just 10 errors in 18 games, trailing Rochester (.990) and St. Paul (.986) and tied 9th among the 120 full season Minor League teams.

The clean play extends throughout the roster - of Omaha's 13 qualified fielders (min. 50.0 inn), 8 have a perfect 1.000 fielding percentage ... **Kevin Newman** (109.0 innings) **Peyton Wilson** (83.1 innings), **Brandon Drury** (69.1 innings) and **Connor Kaiser** (59.1 innings) have been errorless in the infield, while **Kameron Misner** (134.1 innings), **Gavin Cross** (116.1 innings) and **Drew Waters** (60.0 innings) have been flawless in the outfield ... **Nick Loftin** has 60.0 errorless innings between the infield and outfield.

Toro has participated in 14 double plays while **Josh Rojas** has contributed to 12 and Newman has turned 10 ... Omaha's 24 double plays as a team lead the Minors.

CHALLENGING THE SYSTEM

The Omaha Storm Chasers have one of the best teams in Triple-A at converting ABS challenges in their favor in 2026.

Omaha's 60% win rate on challenges ranks tied 3rd at the Triple-A level ... 32 successful challenges are the 2nd-most converted challenges (1st: Louisville, 33), while 53 total challenges rank tied 2nd in Triple-A (1st: Buffalo, 54).

The Storm Chasers' success is driven largely by how aggressive their catchers have been ... **Elias Diaz** and **Luca Tresh** have challenged at a 3.4% rate, tied for the highest among all 30 Triple-A clubs, yet have won 20 of 32 defensive challenges (63%), combining for a level-leading 6 strikeout flips and 4 walk flips.

At the plate, Omaha hitters have challenged at a 5.2% rate and converted 12 of 21 (57%), with 6 of the team's 11 challengers going a perfect 1-for-1 ... 5 strikeouts flips from the hitters rank tied for 3rd while 2 walk flips are tied 5th in Triple-A.

MISNER ON A MISSION

Outfielder **Kameron Misner** has been the heart of Omaha's offense to open 2026.

Misner has reached base safely in 15 of 17 games this season, with hits in 14 of 17 ... he produced a league-best 11-game hitting streak from March 28 to April 10, going 13-for-37 (.351) with 3 doubles, 2 homers and 14 RBI.

Misner has driven in a run in 12 of 17 games ... his 20 RBI over 17 games are tied for the International League lead and tied 3rd in the Minor Leagues.

LET'S RAVE

Monday, Storm Chasers outfielder **John Rave** was recognized as the International League's Player of the Week for his performance last week in Iowa.

Rave went 9-for-19 (.474 average) at the plate against the Cubs ... he connected for 3 doubles and 2 homers with a league-leading 18 total bases and 9 RBI ... he posted a league-best .500 OBP, .947 SLG and 1.447 OPS, while adding 2 steals, 3 walks and three multi-hit games in the series.

AT A GLANCE

STREAKS

Current Streak.....	W1
Longest Win Streak.....	W3
Longest Loss Streak.....	L4

RECENT

Last 5 Games.....	3-2
Last 10 Games.....	7-3
Last 20 Games.....	10-8

SPLIT SEASON

1st Half.....	10-8
2nd Half.....	0-0

HOME/AWAY

Home Games.....	7-3
Away Games.....	3-5

TOTAL HOME ROAD

Longest Win Streak	W3	W4	W2
Longest Loss Streak	L4	L1	L3

Night Games (5 PM OR LATER)	5-3	2-2	3-1
Day Games (BEFORE 5 PM)	5-5	5-1	0-4

March	0-4	0-1	0-3
April	10-4	7-2	3-2
May	0-0	0-0	0-0
June	0-0	0-0	0-0
July	0-0	0-0	0-0
August	0-0	0-0	0-0
September	0-0	0-0	0-0

vs. Buffalo	4-2	4-2	---
vs. Columbus	0-0	0-0	0-0
vs. Indianapolis	3-1	3-1	0-0
vs. Iowa	3-2	0-0	3-2
vs. Memphis	0-0	0-0	---
vs. Las Vegas	0-0	0-0	---
vs. Lehigh Valley	0-0	0-0	---
vs. Louisville	0-3	0-0	0-3
vs. Rochester	0-0	0-0	---
vs. Salt Lake	0-0	---	0-0
vs. St. Paul	0-0	0-0	0-0
vs. Toledo	0-0	0-0	0-0

on Tuesday	2-1	1-1	1-0
on Wednesday	2-1	2-0	0-1
on Thursday	1-1	1-1	0-0
on Friday	3-1	1-0	2-1
on Saturday	1-3	1-1	0-2
on Sunday	1-1	1-0	0-1

OMAHA vs. INDIANAPOLIS

All-Time vs. Indianapolis.....	321-311 (.508)
All-Time in International League (Since 2021).....	56-31 (.644)
All-Time in Papillion (Since 2021).....	30-18 (.625)
All-Time in Indianapolis (Since 2021).....	26-13 (.667)

2026 vs. Indianapolis.....	3-1 (.750)
in Papillion.....	3-1 (.750)
in Indianapolis.....	-

DATE	SITE	RESULT	WIN	LOSS	SAVE
4/14/26	OMA	W, 6-2	J. Cuas	N. Davis	-
4/15/26	OMA	W, 6-4	B. Way	C. Devenski	E. Cerantola
4/16/26	OMA	L, 12-5	B. Boido	H. Olivarez	-
4/17/26	OMA	W, 4-2	J. Cuas	T. Harrington	M. Black
4/18/26	OMA	2:05 PM CT			
4/19/26	OMA	2:05 PM CT			
5/5/26	IND	5:35 PM CT			
5/6/26	IND	12:35 PM CT			
5/7/26	IND	10:05 AM CT			
5/8/26	IND	5:35 PM CT			
5/9/26	IND	5:35 PM CT			
5/10/26	IND	12:35 PM CT			
6/30/26	OMA	7:05 PM CT			
7/1/26	OMA	7:05 PM CT			
7/2/26	OMA	7:05 PM CT			
7/3/26	OMA	7:05 PM CT			
7/4/26	OMA	7:05 PM CT			
7/5/26	OMA	2:05 PM CT			
9/8/26	IND	5:35 PM CT			
9/9/26	IND	5:35 PM CT			
9/10/26	IND	5:35 PM CT			
9/11/26	IND	5:35 PM CT			
9/12/26	IND	5:35 PM CT			
9/13/26	IND	12:35 PM CT			

RAISING ROYALTY

4 Omaha players appear on a Top-30 Royals prospects ranking

PLAYER (POSITION)	Pipeline	Baseball America
Luinder Avila (RHP)	Royals No. 8	Royals No. 10
Shane Panzini (RHP)	Royals No. 20	Royals No. 28
Gavin Cross (OF)	Royals No. 26	Royals No. 19
Mason Black (RHP)	-	Royals No. 25

YOUNG BUCS

9 Indy players appear on a Top-30 Pirates prospects ranking

PLAYER (POSITION)	Pipeline	Baseball America
Hunter Barco (LHP)	PIT No. 4 / MLB No. 86	Pirates No. 9
Jhostynxon Garcia (OF)	Pirates No. 5	Pirates No. 5
Termarr Johnson (2B)	Pirates No. 6	Pirates No. 7
Antwone Kelly (RHP)	Pirates No. 8	Pirates No. 8
Rafael Flores Jr. (C/1B)	Pirates No. 9	Pirates No. 6
Esmerlyn Valdez (OF/1B)	Pirates No. 10	Pirates No. 11
Wilber Dotel (RHP)	Pirates No. 12	Pirates No. 10
Thomas Harrington (RHP)	Pirates No. 13	Pirates No. 18
Tyler Callihan (LF/2B)	Pirates No. 30	-

BEN SEARS' SPLITS

SPLIT	2026										CAREER								
	IP	H	R	ER	K	BB	HR	ERA	P		IP	H	R	ER	K	BB	HR	ERA	P
Home	3.0	4	2	2	2	0	1	6.00	54		101.1	94	50	45	88	32	16	4.00	1569
Away	5.0	4	2	2	2	1	1	3.60	69		111.0	115	57	47	100	24	9	3.81	1713
Day	-	-	-	-	-	-	-	-	-		29.1	34	21	18	28	11	4	5.52	502
Night	8.0	8	4	4	4	1	2	4.50	123		183.0	175	86	74	160	45	21	3.64	2780
vs Left	2.2	4	-	-	1	0	1	-	54		86.2	77	-	-	76	20	8	-	1322
vs Right	5.1	4	-	-	3	1	1	-	69		125.1	132	-	-	112	35	17	-	1972
March	-	-	-	-	-	-	-	-	-		-	-	-	-	-	-	-	-	-
April	8.0	8	4	4	4	1	2	4.50	123		37.0	36	15	15	36	6	4	3.65	544
May	-	-	-	-	-	-	-	-	-		34.0	35	14	9	23	9	1	2.38	518
June	-	-	-	-	-	-	-	-	-		38.2	32	20	17	38	10	4	3.96	609
July	-	-	-	-	-	-	-	-	-		32.1	38	20	18	31	13	5	5.01	569
August	-	-	-	-	-	-	-	-	-		49.0	38	20	15	43	11	7	2.76	697
September	-	-	-	-	-	-	-	-	-		21.1	30	18	18	17	7	4	7.59	345
October	-	-	-	-	-	-	-	-	-		-	-	-	-	-	-	-	-	-

BEN SEARS' ARSENAL (2026)

PITCH	USAGE	MPH	P	K	OPS	AVG	HR	STRIKE RATE	ZONE %	WHIFF RATE
Sinker	36%	92.2	23	1	.664	.300	0	65%	65%	0%
Curveball	17%	78.8	11	0	1.500	.500	0	55%	27%	0%
Cutter	17%	87.1	11	0	.000	.000	0	73%	45%	33%
Slider	16%	80.0	10	0	.000	.000	0	70%	40%	0%
Changeup	13%	84.5	8	1	.666	.333	0	88%	50%	17%
4-seam FB	2%	92.3	1	0	1.000	.000	0	0%	0%	-

LAST TIME OUT: THURSDAY, APRIL 16 vs. INDIANAPOLIS

PITCH	USAGE	MPH	P	K	OPS	AVG	HR	STRIKE RATE	ZONE %	WHIFF RATE
Sinker	33%	93.3	7	0	.500	.250	0	71%	71%	0%
Curveball	10%	79.4	2	0	.000	.000	0	50%	50%	0%
Cutter	19%	87.8	4	0	.000	.000	0	50%	50%	50%
Slider	14%	80.1	3	0	.000	.000	0	100%	33%	0%
Changeup	24%	85.1	5	1	1.000	.500	0	80%	20%	33%

ARSENAL vs. RIGHT, 2026

PITCH	USAGE	MPH	P	K	OPS	AVG	HR	STRIKE RATE	ZONE %	WHIFF RATE
Sinker	44%	92.0	18	1	.661	.286	0	67%	67%	0%
Curveball	22%	78.9	9	0	1.500	.500	0	67%	33%	0%
Cutter	10%	86.4	4	0	.000	.000	0	100%	50%	0%
Slider	22%	79.9	9	0	.000	.000	0	67%	44%	0%
4-seam FB	2%	92.3	1	0	1.000	.000	0	0%	0%	-

ARSENAL vs. LEFT, 2026

PITCH	USAGE	MPH	P	K	OPS	AVG	HR	STRIKE RATE	ZONE %	WHIFF RATE
Sinker	22%	92.8	5	0	.666	.333	0	60%	60%	0%
Curveball	9%	78.0	2	0	.000	.000	0	0%	0%	-
Cutter	30%	87.5	7	0	.000	.000	0	57%	43%	50%
Slider	4%	81.2	1	0	.000	.000	0	100%	0%	0%
Changeup	35%	84.5	8	1	.666	.333	0	88%	50%	17%

INDIANS HITTERS vs BEN SEARS (CAREER)

PLAYER	G	AB	H	HR	RBI	2B	3B	SO	BB	IBB	AVG	OBP	SLG
Tyler Callihan	1	1	0	0	0	0	0	1	0	0	.000	.000	.000
Nick Cimillo	1	1	0	0	0	0	0	0	0	0	.000	.000	.000
Rafael Flores Jr.	1	1	0	0	1	0	0	0	0	0	.000	.000	.000
Jhostynxon Garcia	1	1	1	0	0	0	0	0	0	0	1.000	1.000	1.000
Termarr Johnson	1	1	1	0	2	0	0	0	0	0	1.000	1.000	1.000
Ronny Simon	2	2	0	0	0	0	0	1	0	0	.000	.000	.000
Davis Wendzel	1	1	1	0	1	0	0	0	0	0	1.000	1.000	1.000
Alika Williams	1	1	0	0	0	0	0	0	0	0	.000	.000	.000

CAREER PITCHING

SEASON TEAM	ORG	W	L	ERA	G	GS	CG	SHO	SV	SVO	IP	H	R	ER	HR	HB	BB	IBB	SO	WHIP	AVG	AB	WP	BK	GDP	TBF	NP-S
2022 ACL Royals (R)	KC	1	0	0.00	1	0	0	0	0	0	2.0	2	0	0	0	0	0	0	2	1.00	.250	8	0	0	0	8	12-12
Columbia Fireflies (A)	KC	0	0	3.29	7	0	0	0	0	0	13.2	11	5	5	1	0	2	0	11	0.95	.224	49	0	0	3	51	168-114
2023 Columbia Fireflies (A)	KC	3	1	3.21	31	0	0	0	9	11	61.2	57	27	22	5	1	9	0	62	1.07	.244	234	3	1	5	246	847-590
Quad Cities River Bandits (A+)	KC	0	1	10.00	5	0	0	0	0	0	9.0	13	10	10	2	1	4	0	6	1.89	.351	37	2	1	0	44	162-98
2024 Quad Cities River Bandits (A+)	KC	2	3	3.28	44	0	0	0	15	17	57.2	54	26	21	5	5	16	1	50	1.21	.244	221	1	0	2	246	940-615
2025 NW Arkansas Naturals (AA)	KC	2	2	4.66	32	0	0	0	5	8	48.5	50	29	25	8	4	18	0	40	1.41	.260	192	2	0	2	215	795-507
Omaha Storm Chasers (AAA)	KC	1	1	3.21	9	0	0	0	0	0	14.0	16	6	5	2	1	6	0	15	1.57	.276	58	0	0	0	65	247-157
2026 NW Arkansas Naturals (AA)	KC	0	0	5.40	2	0	0	0	0	0	3.1	3	2	2	2	0	0	0	2	0.90	.250	12	0	0	0	13	59-36
Omaha Storm Chasers (AAA)	KC	0	0	3.86	2	1	0	0	0	0	4.2	5	2	2	0	1	1	0	2	1.29	.294	17	0	0	1	19	64-43
Minor League Totals (5 Seasons)		9	8	3.86	133	1	0	0	29	36	214.1	211	107	92	25	13	56	1	190	1.25	.255	828	8	2	13	907	3294-2172

BEN SEARS

KC

PITCHER / **BATS RIGHT** / **THROWS RIGHT** / **HEIGHT 6'6"** / **WEIGHT 210** / **MLB SERVICE 0.000**



BORN June 15, 2000 in Providence, Rhode Island (Age 25)



RESIDES Riverside, Rhode Island

HIGH SCHOOL East Providence High School (East Providence, Rhode Island)

COLLEGE Community College of Rhode Island (Warwick, Rhode Island), University of Houston (Houston, Texas)

ACQUIRED Selected by Kansas City in the 14th round of the 2022 MLB Draft (415th OVERALL)

MLB DEBUT August 9, 2022 (ACL Royals) 2.0 IP, 2 H, 0 ER, 2 K @ ACL Dodgers

CAREER REVIEW

- Benjamin Henry Sears is entering his fifth year with the Kansas City Royals organization after being drafted in 2022 out of Houston ... he reached Triple-A for the first time in June 2025 but has not yet made his Major League debut.
- Has exclusively pitched out of the bullpen in his professional career, with all 129 career Minor League appearances coming in relief ... 79 of 129 (61%) have lasted longer than 1.0 inning, while 60 of his outings (47%) have been 2.0 innings or more.
- Across the last three seasons (2023-25), his 121 appearances rank 4th among Royals Minor League pitchers ... among 31 arms in the system that have thrown at least 150.0 innings over the last three years, Sears' 2.44 BB/9 ranks 3rd, a 3.26 K/BB is 4th and his 3.92 ERA ranks 9th.

CAREER HIGHS

INNINGS PITCHED: 3.1 – 4/29/23 @ Augusta
STRIKEOUTS: 7 – 6/3/23 @ Down East
WALKS: 3 (3x) – Last: 5/7/25 vs. Wichita
HITS: 5 (5x) – Last: 9/2/25 vs. Springfield
EARNED RUNS: 4 (4x) – Last: 9/2/25 vs. Springfield
HOME RUNS: 2 – 6/1/24 vs. South Bend
PITCHES THROWN: 53 – 4/29/23 @ Augusta

SCORELESS STREAK: 11.2 IP – 4/19/25 to 5/16/25
HOMERLESS STREAK: 45.1 IP – 4/16/23 to 7/19/23



2025 HIGHLIGHTS

- Spent much of the season with Northwest Arkansas (AA), but also had a stint with Omaha from June 28 to August 4 ... between the two levels, went 3-3 with 5 saves and a 4.33 ERA (30 ER in 62.1 IP).
- 16 of 32 appearances with the Naturals in Double-A were scoreless, with a career-high 11.2-inning scoreless streak from April 19 to May 16 that spanned parts of 7 outings.
- Earned 5 saves with NWA, including 3 in a 6-outing span from August 14 to 29 ... pitched to a 2.63 ERA (4 ER in 13.2 IP) with 11 strikeouts in August.
- 4 of his 9 outings with the Storm Chasers were scoreless ... did not allow an earned run in his 3 longest Triple-A appearances, all longer than 2.0 innings, including 3.0 scoreless innings of relief on August 1 vs. Louisville (CIN).

- Earned a save in 4 consecutive appearances, between May 17 and 26 ... also successfully converted a save in his final 5 save opportunities, between July 4 and August 8.
- Did not allow a home run in a season-high 45.1-inning stretch from April 16 to July 19, making 21 appearances without allowing a home run.

2022

- Assigned to the Arizona Complex League after being drafted by Kansas City and made 1 appearance for the ACL Royals (R) before finishing the year with Columbia (A) ... combined to work a 2.87 ERA (5 ER in 15.2 IP) across 8 games, with 6 scoreless appearances.

COLLEGE (2019-2022)

- Began his collegiate career with two years at the Community College of Rhode Island (2019-20), before transferring to the University of Houston for his final two years of college baseball (2021-22) ... appeared in 48 games over two years with the Cougars (American Conference), going 8-7 with a 4.23 ERA (63 ER in 124.0 IP).
- SENIOR, HOUSTON (2022):** Made 33 appearances as Houston's main closer, going 6-3 with 12 saves ... led the AAC with his 12 saves, 3 more than any other player in the conference ... posted a team-best 3.11 ERA.
- JUNIOR, HOUSTON (2021):** Made 15 appearances (13 starts), going 2-4 with a 5.34 ERA ... ranked 2nd on the team in innings (57.1 IP), in opponents' average (.292) and starts.
- COMMUNITY COLLEGE OF RHODE ISLAND (2019-20):** Was a NJCAA Division III Third-Team All-American in 2019 and helped lead CCRI to a fifth-place finish at the JuCo World Series (2019) ... was the team captain in 2020 with 23 strikeouts in 11.1 innings.

SEASON-BY-SEASON RUNDOWN

2024

- Spent the entire season with Quad Cities (A+), going 2-3 with 15 saves and a 3.28 ERA (21 ER in 67.2 IP) across 44 appearances, with 50 strikeouts to 16 walks (3.13 K/BB).
- 15 saves led both the Midwest League and the Royals organization and ranked 4th in Minor League Baseball, while 44 appearances were tied for 2nd in the league and ranked 8th in the system.
- Successfully converted his final 10 save opportunities, from June 12 to September 7, the longest save conversion streak at the High-A level in 2024 ... only blew 2 saves, one in each May and June.

2023

- Split his season between Columbia (A) and Quad Cities (A+), promoted to High-A on August 22 ... combined to go 3-2 with 9 saves and a 4.08 ERA (32 ER in 70.2 IP) across 36 appearances, striking out 68 while walking just 13 (5.23 K/BB).
- Ranked tied for 4th in the Royals system with 9 saves, all of which he earned with Columbia ... ranked tied for 7th in the Carolina League in saves.

MISCELLANEOUS

- 2018:** Graduated from East Providence High School (R.I.), where he was the Gatorade Player of the Year as a senior, going 8-2 with a 1.07 ERA ... also lettered in basketball, where he was the team captain as a senior.
- Hobbies include golf, snowboarding, hiking and playing video games.

CAREER PITCHING

YEAR	CLUB	W	L	ERA	G	GS	CG	SHO	SV	SVO	IP	H	R	ER	HR	HB	BB	SO	WHIP	AVG
2022	ACL Royals (R)	1	0	0.00	1	0	0	0	0	0	2.0	2	0	0	0	0	0	2	1.00	.250
	Columbia (A)	0	0	3.29	7	0	0	0	0	0	13.2	11	5	5	1	0	2	11	0.95	.224
2023	Columbia (A)	3	1	3.21	31	0	0	0	9	11	61.2	57	27	22	5	1	9	62	1.07	.244
	Quad Cities (A+)	0	1	10.00	5	0	0	0	0	0	9.0	13	10	10	2	1	4	6	1.89	.351
2024	Quad Cities (A+)	2	3	3.28	44	0	0	0	15	17	57.2	54	26	21	5	5	16	50	1.21	.244
2025	NW Arkansas (AA)	2	2	4.66	32	0	0	0	5	8	48.1	50	29	25	8	4	18	40	1.41	.260
	Omaha (AAA)	1	1	3.21	9	0	0	0	0	0	14.0	16	6	5	2	1	6	15	1.57	.276
MINOR LEAGUE TOTALS (4 SEASONS)		9	8	3.84	129	0	0	0	29	36	206.1	203	103	88	23	12	55	186	1.25	.254

CAREER TRANSACTIONS

OPTION YEARS USED: 0/3

2022: Selected by Kansas City in the 14th round of the July Draft, signed 7/24.

37 MASON BLACK (40-MAN)

RHP • R/R • 6'3" • 230 LBS • Born: 12/10/1999 (Age 26)
Traded from San Francisco – 11/21/2025
Drafted by San Francisco – 2021 Round 3 (Lehigh)
Born: Scranton, PA • Resides: Archbald, PA

2026: Optioned to Omaha on March 17 ... 2nd on the Storm Chasers in saves (2), tied 2nd in appearances (7) and 4th in innings pitched (11.2).
 ✦ Playing his 6th professional season this year ... the Royals are his 2nd organization, after spending the first five years of his career with the Giants ... made his MLB debut for San Francisco in May 2024 and appeared in 10 Major League games (8 starts) for the Giants between 2024 and 2025.
 ✦ Spent most of 2025 with the Sacramento River Cats (AAA), posting a 4.04 ERA (22 ER in 49.0 IP) with 63 strikeouts across 38 games (1 start) ... had two stints on Omaha's Injured List (March 28 to April 8 and June 24 to August 5) ... 26 of 37 relief appearances were scoreless, including a 10-game, 12.1-inning streak to end the season ... held lefties to .181 (15-for-83) with 37 strikeouts.
 ✦ Among 16 Giants Minor League pitchers with at least 250.0 innings between 2022 and 2025, ranked 4th in opponents' average (.233) and 5th in K/9 (10.08).

CONSECUTIVE BATTERS RETIRED: 3 (4/17) **SCORELESS STREAK:** 2.0 IP (4/17)

SWEeper: 30.7% 81.6 MPH	4-SEAM FB: 30.2% 93.0 MPH	SINKer: 21.2% 93.3 MPH	CHANGeUP: 8.5% 87.7 MPH
SLIDer: 7.9% 85.7 MPH	CUTTer: 1.6% 90.6 MPH		

63 ERIC CERANTOLA (40-MAN)

RHP • R/R • 6'5" • 230 LBS • Born: 5/2/2000 (Age 25)
2021 MLB Draft – Round 5 (Mississippi State)
Born: Montreal, Quebec, Canada • Resides: Hudson, FL

2026: Pitched for Canada in the World Baseball Classic and tossed 1.1 scoreless innings over 2 games ... optioned to Omaha on March 1 ... leads the International League in saves (4) ... ranks tied 2nd on the Storm Chasers in appearances (7) and 4th in strikeouts (13) ... all 7 appearances have been scoreless.
 ✦ Playing his 6th professional season this year, all in the Royals organization ... was added to Kansas City's 40-Man Roster in November 2024 but has not yet made his MLB debut.
 ✦ Spent all of 2025 with Omaha, posting a 4.04 ERA (22 ER in 49.0 IP) with 63 strikeouts across 38 games (1 start) ... had two stints on Omaha's Injured List (March 28 to April 8 and June 24 to August 5) ... 26 of 37 relief appearances were scoreless, including a 10-game, 12.1-inning streak to end the season ... held lefties to .181 (15-for-83) with 37 strikeouts.
 ✦ Pitched 3 seasons at Mississippi State, including a relief appearance in the 2019 College World Series ... also competed in hockey and volleyball in high school and was drafted in the 8th round of the 2016 OHL Draft by the Owen Sound Attack.

CONSECUTIVE BATTERS RETIRED: 1 (4/15) **SCORELESS STREAK:** 8.1 IP (3/27 to 4/15)

SLIDer: 60.7% 84.5 MPH	4-SEAM FB: 27.1% 94.7 MPH	CUTTer: 12.1% 90.4 MPH	
---------------------------------	------------------------------------	---------------------------------	--

64 STEVEN CRUZ (40-MAN)

RHP • R/R • 6'6" • 245 LBS • Born: 6/15/1999 (Age 26)
Traded from Minnesota – 1/24/2023
Originally signed by Minnesota – 3/20/2017
Born/Resides: Tenares, Dominican Republic

2026: Opened the year in Omaha for a 3rd straight season, but made just 1 appearance before being recalled by the Royals on April 1 ... appeared in 5 MLB games and worked a 14.40 ERA (8 ER in 5.0 IP) with 7 strikeouts and was optioned back to Omaha on April 9.
 ✦ Playing his 10th professional season this year ... the Royals are his 2nd organization, after spending the first six years of his career with the Twins ... traded with LHP Evan Sisk to Kansas City for OF Michael A Taylor in January 2023 ... made his MLB debut in August 2023 and has pitched 62 MLB games (4 starts) for the Royals between 2023 and 2025.
 ✦ After opening 2025 with Omaha, was recalled on April 11 and spent most of the year with Kansas City ... posted a 3.74 ERA (19 ER in 45.2 IP) with 9 holds in 47 games for the Royals ... appeared in 7 games over 2 stints with Omaha and put up a 2.45 ERA (2 ER in 7.1 IP) with 10 strikeouts at Triple-A ... on the Royals' 15-day IL August 3 to September 18.
 ✦ Compiled 19.1 scoreless innings in the Majors between September 27, 2023 and May 11, 2025, spanning parts of 20 appearances for Kansas City.

CONSECUTIVE BATTERS RETIRED: 0 **SCORELESS STREAK:** 0.0 IP

4-SEAM FB: 62.1% 95.7 MPH	SLIDer: 24.1% 86.9 MPH	CUTTer: 13.8% 91.7 MPH	
------------------------------------	---------------------------------	---------------------------------	--

33 JOSE CUAS

RHP • R/R • 6'3" • 200 LBS • Born: 6/28/1994 (Age 31)
Minor League Free Agent – 12/12/2025
Drafted by Milwaukee – 2015 Round 11 (Maryland)
Born: Santo Domingo, D.R. • Resides: Brooklyn, NY

2026: Tied 1st on the Storm Chasers in strikeouts (14), 2nd in wins (2) and tied 2nd in appearances (7) ... 6 of his 7 appearances have been scoreless.
 ✦ Playing his 12th professional season this year ... the Royals are his 3rd of 7 organizations, having spent time with the Brewers, Diamondbacks, Cubs, Blue Jays, Phillies and Braves ... played his first 3 MiLB seasons (2015-17) with Milwaukee as a hitter before transitioning to a pitcher in 2018 ... was previously in the Royals organization from 2021-23.
 ✦ Split 2025 between the Phillies and Braves organizations, posting a 5.20 ERA (17 ER in 27.2 IP) across 25 Minor League games ... opened the year in the Phillies system with Lehigh Valley (AAA), released by Philadelphia on May 1 ... was signed by Atlanta on May 25 and pitched for Columbus (AA) until his release on August 4.
 ✦ Appeared in 132 Major League games (2 starts) with Kansas City, Chicago and Toronto between 2022 and 2024.
 ✦ Named the 2022 Tony Conigliaro Award winner, honoring a Major Leaguer who best overcomes adversity through spirit, determination and courage ... in between stints in affiliated baseball, while pitching for the Long Island Ducks, he also delivered packages for FedEx.

CONSECUTIVE BATTERS RETIRED: 1 (4/17) **SCORELESS STREAK:** 5.1 IP (4/4 to 4/17)

SINKer: 34.3% 91.5 MPH	4-SEAM FB: 30.9% 91.3 MPH	SWEePER: 26.0% 81.2 MPH	CHANGeUP: 8.8% 86.9 MPH
---------------------------------	------------------------------------	----------------------------------	----------------------------------

44 BAILEY FALTER (MLB REHAB)

LHP • L/L • 6'4" • 200 LBS • Born: 4/24/1997 (Age 28)
Traded from Pittsburgh – 7/31/2025
Drafted by Philadelphia – 2015 Round 5 (Chino Hills HS)
Born: Chino Hills, CA • Resides: Mesa, AZ

2026: Made the Royals' Opening Day roster and pitched in 2 games before landing on the IL on April 3 with a left bicep contusion ... sent to Omaha for a Major League rehab assignment on April 15.
 ✦ Playing his 11th professional season and second year with Kansas City ... the Royals are his 3rd organization, having spending parts of three Major League seasons each with the Phillies (2021-23) and Pirates (2023-25) ... made his MLB debut on April 25, 2021 for Philadelphia and has pitched in 116 Major League games (83 starts) with the 3 teams.
 ✦ In 2025 with Pittsburgh, went 7-5 with a 3.73 ERA (47 ER in 113.1 IP) across 22 starts ... over his final 16 starts with the Pirates from May through July, posted a 2.93 ERA (27 ER in 83.0 IP), 10th-best in the National League during that span ... was traded to Kansas City on July 31 in exchange for LHP Evan Sisk and INF Callan Moss.
 ✦ Was classmates at Chino Hills HS with NBA players Lonzo, LiAngelo and LaMelo Ball ... was raised to be a fan of Sandy Koufax and his delivery mimics that of Koufax.

CONSECUTIVE BATTERS RETIRED: 2 (4/15) **SCORELESS STREAK:** 0.2 IP (4/15)

SINKer: 30.8% 91.5 MPH	4-SEAM FB: 26.9% 92.2 MPH	SLIDer: 19.2% 93.3 MPH	CURVeBALL: 11.5% 76.3 MPH
SPLiTTER: 11.5% 85.0 MPH			

61 BRANDON JOHNSON

RHP • R/R • 6'0" • 195 LBS • Born: 6/12/1999 (Age 26)
2022 MLB Draft – Round 9 (Ole Miss)
Born: Tuscaloosa, AL • Resides: Cottondale, AL

2026: Opened the season with the Storm Chasers ... leads Omaha and is tied 3rd in the International League in appearances (8).
 ✦ Playing his 5th professional season this year, all in the Royals organization ... made his Triple-A debut in May 2025 but has not yet made his MLB debut.
 ✦ Split the 2025 season between NW Arkansas (AA) and Omaha, appearing in 54 games (2 starts) with a 4-3 record, 8 saves and a 4.88 ERA (39 ER in 72.0 IP) ... opened the year with NW Arkansas, putting up a 0.79 ERA (2 ER in 22.2 IP) in 17 relief appearances ... led all Royals Minor League pitchers in appearances (54), while 3rd in saves (8).
 ✦ Among Royals Minor League pitchers with at least 150.0 innings between 2023 and 2025, ranked 2nd in K/9 (11.06) and 4th in K-BB% (17.2%).
 ✦ Pitched 42 games over 2 seasons at Ole Miss, winning the 2022 College World Series with the Rebels and securing the final out of the CWS.

CONSECUTIVE BATTERS RETIRED: 0 **SCORELESS STREAK:** 0.0 IP

4-SEAM FB: 57.1% 93.1 MPH	SLIDer: 22.3% 84.2 MPH	CHANGeUP: 14.3% 86.1 MPH	CUTTer: 4.0% 89.6 MPH
CURVeBALL: 2.3% 79.1 MPH			

40 CHAZZ MARTINEZ

LHP • L/L • 6'4" • 225 LBS • Born: 1/6/2000 (Age 26)
2022 MLB Draft – Round 17 (Oklahoma)
Born/Resides: San Pedro, CA

2026: Opened the season on Omaha's 7-day Injured List ... all 4 of his relief appearances have been scoreless.
 ✦ Playing his 5th professional season this year, all in the Royals organization ... made his Triple-A debut in July 2025 but has not yet made his MLB debut.
 ✦ Split the 2025 season between NW Arkansas (AA) and Omaha, making 53 relief appearances with a 3-2 record, 3 saves and a 3.41 ERA (28 ER in 74.0 IP) ... opened the season with NW Arkansas and posted a 1.85 ERA (9 ER in 43.2 IP) across 31 games ... did not allow a run across his final 7.0 innings of the regular season between September 7 and 21.
 ✦ Brother Renae Martinez was drafted by the Diamondbacks in 2017 out of Oklahoma ... a catcher, Renae played 4 seasons in the Minors, reaching Triple-A in 2021.

CONSECUTIVE BATTERS RETIRED: 0 **SCORELESS STREAK:** 5.0 IP (4/7 to 4/17)

4-SEAM FB: 48.9% 92.8 MPH	CHANGeUP: 25.6% 84.2 MPH	SWEePER: 25.6% 80.6 MPH	
------------------------------------	-----------------------------------	----------------------------------	--

47 HELCRIS OLIVÁREZ

LHP • L/L • 6'2" • 230 LBS • Born: 8/8/2000 (Age 25)
Minor League Free Agent – 12/22/2025
Originally signed by Colorado – 6/7/2017
Born: San Francisco de Macoris, D.R. • Resides: Kissimmee, FL

2026: Has thrown 18 of Omaha's 20 fastest pitches this season, including the 7 fastest.
 ✦ Playing his 9th professional season this year ... the Royals are his 4th organization, having previously spent time in the Rockies, Red Sox and Giants systems ... has not yet made his MLB debut, but has 131 days of MLB service ... was on Colorado's 40-man roster from November 2020 to November 2022, with time on the Rockies' 60-day IL in 2022.
 ✦ Spent all of 2025 in the Giants organization ... in 34 relief appearances between Richmond (AA) and Sacramento (AAA), he combined to record a 3.65 ERA (15 ER in 37.0 IP) with 46 strikeouts (11.2 K/9), but also 43 walks (10.5 BB/9) ... began and finished the year in Triple-A, was on the IL May 22 to June 4 and in Double-A from June 18 to July 29.
 ✦ Among 315 Triple-A pitchers with at least 25 appearances in 2025, had the lowest average exit velocity against (80.3 MPH).
 ✦ Missed the 2023 season while recovering from a subscapularis and capsulolabral repair surgery on his left shoulder ... limited to 1 MiLB game in 2022 with a left shoulder strain.

CONSECUTIVE BATTERS RETIRED: 0 **SCORELESS STREAK:** 0.0 IP

SINKer: 42.3% 96.8 MPH	4-SEAM FB: 31.3% 96.0 MPH	CURVeBALL: 15.4% 84.1 MPH	CHANGeUP: 11.0% 89.7 MPH
---------------------------------	------------------------------------	------------------------------------	-----------------------------------

32 SHANE PANZINI

RHP • R/R • 6'3" • 220 LBS • Born: 10/30/2001 (Age 24)
2021 MLB Draft – Round 4 (Red Bank Catholic HS)
Born/Reside: Spring Lake, N.J.

2026: Ranks tied 5th on the Storm Chasers in strikeouts (10).
 ✦ Playing his 5th professional season this year, all in the Royals organization ... made his Triple-A debut in August 2025, but has not yet made his MLB debut.
 ✦ Split 2025 between Quad Cities (A+), NW Arkansas (AA) and Omaha ... combined for a 3.39 ERA (41 ER in 109.0 IP) in 26 games (17 starts) across the 3 levels ... tied for the Royals Minor League lead in strikeouts ... opened the season with Quad Cities, promoted to NWA on May 27 and called up to Omaha on August 26 and finished the season there.
 ✦ Largely has been a starter in his career, starting 63 of his 81 appearances ... 10 of his 18 relief appearances in the Minors have lasted 3.0+ innings.

CONSECUTIVE BATTERS RETIRED: 1 (4/14) **SCORELESS STREAK:** 1.2 IP (4/8 to 4/14)

4-SEAM FB: 56.6% 91.5 MPH	CURVeBALL: 30.1% 75.6 MPH	SLIDer: 6.9% 83.2 MPH	CHANGeUP: 3.5% 84.6 MPH
------------------------------------	------------------------------------	--------------------------------	----------------------------------

57 ANDREW PÉREZ

LHP • L/L • 6'2" • 227 LBS • Born: 7/25/1997 (Age 28)
Minor League Free Agent – 1/29/2026
Drafted by Chicago (AL) – 2018 Round 8 (South Florida)
Born/Resides: Orlando, FL

2026: Broke camp with NW Arkansas (AA), but before getting in a Double-A game, was assigned to Omaha on April 2 ... tied for 5th on the Storm Chasers in appearances (6) ... all 6 appearances have been scoreless.
 ✦ Playing his 9th professional season this year ... the Royals are his 2nd organization, after spending the first 6 years of his career with the White Sox ... has previously pitched parts of two seasons (2022-23) in Triple-A with the Charlotte Knights but has not yet made his MLB debut.
 ✦ Played two seasons (2024-25) with the Charros de Jalisco in the Mexican League ... in 2025, made a team-best 37 relief appearances and went 1-1 with a 6.75 ERA (24 ER in 32.0 IP).
 ✦ Since 2021, has made 44 relief appearances with a 2.63 ERA (9 ER in 32.0 IP) and 28 strikeouts across four off-seasons with Tigres del Licey in the Dominican Winter League.

CONSECUTIVE BATTERS RETIRED: 1 (4/16) **SCORELESS STREAK:** 5.2 IP (4/2 to 4/16)

SINKer: 62.8% 93.1 MPH	SLIDer: 28.2% 83.2 MPH	4-SEAM FB: 9.0% 93.2 MPH	
---------------------------------	---------------------------------	-----------------------------------	--

52 BEN SEARS

RHP • R/R • 6'6" • 210 LBS • Born: 6/15/2000 (Age 25)
2022 MLB Draft – Round 14 (Houston)
Born: Providence, R.I. • Resides: Riverside, R.I.

2026: Opened the season with NW Arkansas (AA) and appeared in 2 games, with a 5.40 ERA (2 ER in 3.1 IP) and 2 strikeouts ... assigned to Omaha on April 10 ... worked 3.0 innings of 1-run ball as an opener in his Omaha season debut, Game 2 of a doubleheader on 4/10 @ IOW.
 ✦ Playing his 5th professional season this year, all in the Royals organization ... made his Triple-A debut in June 2025, but has not yet made his MLB debut.
 ✦ Spent much of 2025 with NW Arkansas (AA), but also had a stint with Omaha from June 28 to August 4 ... between the two levels, went 3-3 with 5 saves and a 4.33 ERA (30 ER in 62.1 IP) ... earned 5 saves with the Nationals in Double-A ... 4 of his 9 Triple-A outings with the Storm Chasers were scoreless.
 ✦ Among Royals Minor League pitchers between 2023 and 2025, ranked 4th in appearances (121) ... among those with at least 150 IP, ranked 3rd in BB/9 (2.44) and 4th in K/BB (3.26).

CONSECUTIVE BATTERS RETIRED: 4 (4/16) **SCORELESS STREAK:** 1.1 IP (4/16)

SINKer: 33.3% 93.3 MPH	CHANGeUP: 23.8% 85.1 MPH	CUTTer: 19.0% 87.8 MPH	SLIDer: 14.3% 80.1 MPH
---------------------------------	-----------------------------------	---------------------------------	---------------------------------

43 BECK WAY

RHP • R/R • 6'4" • 200 LBS • Born: 8/6/1999 (Age 26)
Traded from New York (AL) – 7/27/2022
Drafted by New York (AL) – 2020 Round 4 (NW Florida State JC)
Born: Harrisburg, PA • Resides: Huntington Beach, CA

2026: Tied for the International League lead in wins (3) ... tied for the Storm Chasers lead in strikeouts (14), ranks 3rd in innings (12.0).
 ✦ Playing his 7th professional season this year ... the Royals are his 2nd organization, traded to Kansas City in July 2022 after spending parts of the first three years of his career with the Yankees ... has appeared in Triple-A games for Omaha in 2024 and 2025 but has not yet made his MLB debut.
 ✦ Split the 2025 season between NW Arkansas (AA) and Omaha and combined to make 46 relief appearances with 4-6 record and 5.93 ERA (49 ER in 74.1 IP) ... opened the year in Double-A and after 23 games for NWA, was transferred to Triple-A on June 26 to finish the year with the Storm Chasers.
 ✦ Traded to Kansas City from New York (AL) with LHP T.J. Sikkema and RHP Chandler Champlain in exchange for OF Andrew Benintendi on July 27, 2022.

CONSECUTIVE BATTERS RETIRED: 2 (4/15) **SCORELESS STREAK:** 7.2 IP (4/7 to 4/15)

SINKer: 45.5% 95.2 MPH	CUTTer: 29.3% 88.7 MPH	SWEePER: 18.8% 85.9 MPH	CHANGeUP: 6.3% 89.1 MPH
---------------------------------	---------------------------------	----------------------------------	----------------------------------

STORM CHASERS BULLPEN USAGE (PITCH COUNT, LAST THREE WEEKS)

DAY OF WEEK DATE	TUE 3/31	WED 4/1	THU 4/2	FRI 4/3	SAT 4/4	SUN 4/5	MON 4/6	TUE 4/7	WED 4/8	THU 4/9	FRI 4/10	SAT 4/11	SUN 4/12	MON 4/13	TUE 4/14	WED 4/15	THU 4/16	FRI 4/17	SAT 4/18	SUN 4/19
37 Black, Mason	24		25			28					31				26			35		
55 Bosacker, Ethan			75 (START)						66 (START)								21			
63 Cerantola, Eric		16			7	11					31					37				
64 Cruz, Steven		7 (KC)	27 (KC)		18 (KC)	16 (KC)			41 (KC)						4					
33 Cuas, Jose	31				26				45						11			22		
44 Falter, Bailey (L) <i>MLB REHAB</i>		20 (KC)														26				
61 Johnson, Brandon			22		33			17				45				8	28			
40 Martínez, Chazz (L)							31				16				12			31		
47 Olivárez, Helcris (L)		21			44				19			39					38			
32 Panzini, Shane		30			33				39						22					
57 Pérez, Andrew (L)			30					11			13	2			4		18			
52 Sears, Ben			26 (NWA)					33 (NWA)			43 (START)						21			
43 Way, Beck	27		33					29			34					26				

RELIEVERS	LAST RELIEF APPEARANCE							FIRST BATTER		SAVES		INHERITED RUNNERS	
PITCHER	LAST OMA RELIEF OUTING	IP	R	ER	BB	K	P-S	FACED	RETIRED	SV	OPP	IR	SCORED
37 Black, Mason	4/17 vs. Indianapolis	2.0	0	0	2	1	35-19	7	4	2	2	7	3
55 Bosacker, Ethan	4/16 vs. Indianapolis	0.1	0	0	2	1	21-10	1	0	0	0	2	2
63 Cerantola, Eric	4/15 vs. Indianapolis	2.0	0	0	2	1	37-21	7	5	4	4	3	0
64 Cruz, Steven	4/14 vs. Indianapolis	0.0	1	1	1	0	4-1	2	1	0	1	0	0
33 Cuas, Jose	4/17 vs. Indianapolis	1.1	0	0	1	2	22-13	7	5	0	0	4	0
44 Falter, Bailey (L) <i>MLB REHAB</i>	4/15 vs. Indianapolis	1.0	2	2	1	1	26-15	1	1	0	1	0	0
61 Johnson, Brandon	4/16 vs. Indianapolis	0.1	5	5	4	0	28-11	8	3	0	0	0	0
40 Martínez, Chazz (L)	4/17 vs. Indianapolis	1.0	0	0	2	3	31-14	4	3	0	0	0	0
47 Olivárez, Helcris (L)	4/16 vs. Indianapolis	1.2	4	4	5	0	38-14	6	5	0	0	3	1
32 Panzini, Shane	4/14 vs. Indianapolis	1.0	0	0	1	0	22-12	5	3	0	0	0	0
57 Pérez, Andrew (L)	4/16 vs. Indianapolis	1.0	0	0	1	2	18-11	6	5	1	1	3	0
52 Sears, Ben	4/16 vs. Indianapolis	1.2	1	1	0	1	21-15	1	0	0	0	3	3
43 Way, Beck	4/15 vs. Indianapolis	2.0	0	0	1	2	26-18	6	4	0	0	0	0
SEASON (INCLUDING INACTIVE)								64	41	7	9	27	9

OMAHA STARTING PITCHER SPLITS							1ST PITCH STRIKES			1-2-3 INNINGS		
PITCHER	GS	W-L	TEAM W-L	R SUPPORT	SUPPORT/9 IP	FPS	TBF	% FPS	TOTAL	POSSIBLE	% 1-2-3	
41 Sanchez, Aaron	4	0-2	1-3	8	5.27	41	70	58.6%	2	13	15.4%	
Bergert, Ryan	3	0-1	2-1	2	1.86	28	42	66.7%	2	9	22.2%	
53 Ramsey, Ryan	3	0-2	1-2	7	8.22	21	53	39.6%	3	11	27.3%	
Bosacker, Ethan	2	0-1	1-1	4	5.68	18	35	51.4%	0	6	0.0%	
58 Avila, Luinder	2	0-0	1-1	4	5.40	17	30	56.7%	0	6	0.0%	
Spence, Mitch	1	1-0	1-0	6	10.80	13	19	68.4%	2	5	40.0%	
Kudrna, Ben	1	0-0	1-0	3	13.50	3	11	27.3%	0	2	0.0%	
52 Sears, Ben	1	0-0	1-0	4	12.00	10	12	83.3%	0	3	0.0%	
56 Kolek, Stephen <i>MLB REHAB</i>	1	0-0	1-0	2	4.50	9	15	60.0%	1	4	25.0%	
SEASON (INCLUDING INACTIVE)	18			40	5.74	18	160	55.7%	10	59	16.9%	

OMAHA STARTING PITCHER/CATCHER MATCHUPS																																			
PITCHER	LUCA TRESH						ELIAS DÍAZ						ELIH MARRERO						TBD						TOTALS										
	GS	W-L	ERA	IP	ER	BB	SO	GS	W-L	ERA	IP	ER	BB	SO	GS	W-L	ERA	IP	ER	BB	SO	GS	W-L	ERA	IP	ER	BB	SO	GS	W-L	ERA	IP	ER	BB	SO
41 Sanchez, Aaron	2	0-1	10.57	7.2	9	5	6	2	0-1	7.50	6.0	5	8	4															4	0-2	9.22	13.2	14	13	10
Bergert, Ryan	3	0-1	2.79	9.2	3	5	10																						3	0-1	2.79	9.2	3	5	10
53 Ramsey, Ryan	2	0-1	4.82	9.1	5	6	9	1	0-1	9.00	3.0	3	1	2															3	0-2	5.84	12.1	8	7	11
Bosacker, Ethan								2	0-1	12.79	6.1	9	5	5															2	0-1	12.79	6.1	9	5	5
58 Avila, Luinder	1	0-0	4.91	3.2	2	2	3	1	0-0	6.00	3.0	2	2	3															2	0-0	5.40	6.2	4	4	6
Spence, Mitch	1	1-0	0.00	5.0	0	0	1																						1	1-0	0.00	5.0	0	0	1
Kudrna, Ben	1	0-0	9.00	2.0	2	4	2																						1	0-0	9.00	2.0	2	4	2
52 Sears, Ben								1	0-0	3.00	3.0	1	1	1															1	0-0	3.00	3.0	1	1	1
56 Kolek, Stephen <i>MLB REHAB</i>								1	0-0	0.00	4.0	0	1	2															1	0-0	0.00	4.0	0	1	2
<i>Relievers</i>	6-0	2.83	47.2	15	29	49	3-1	7.22	38.2	31	33	42	0-1	5.40	3.1	2	3	6								9-2	4.82	89.2	48	65	97				
TOTALS	10	7-3	3.81	85.0	36	51	80	8	3-4	7.17	64.0	51	51	59	0	0-1	5.40	3.1	2	3	6								18	10-8	5.26	152.1	89	105	145
	CS/ATT	3/16	PCT	18.8%				CS/ATT	1/5	PCT	20.0%				CS/ATT	/	PCT	%			CS/ATT	4/21	PCT	19.0%											

OMAHA CATCHER PITCHING STATS																							
CATCHERS	W	L	ERA	GS	SV	IP	H	R	ER	HR	HB	BB	IBB	SO	WHIP	AVG	WP	GDP	TBF	CS	SB	CS%	PB
11 Luca Tresh	7	3	3.81	10	6	85.0	69	37	36	5	4	51	0	80	1.41	.228	12	14	361	3	13	18.8%	1
48 Elias Díaz	3	4	7.17	8	1	64.0	71	51	51	9	6	51	0	59	1.91	.283	5	8	310	1	4	20.0%	0
17 Elih Marrero	0	1	5.40	0	0	3.1	4	3	2	1	0	3	1	6	2.10	.286	1	0	18	0	0	-.%	0

OMAHA STARTERS VS. RELIEVERS								
PITCHING AS	W	L	ERA	IP	R	ER	SO	BB
STARTERS	1	6	5.89	62.2	42	41	48	40
RELIEVERS	9	2	4.82	89.2	49	48	97	65

9 GAVIN CROSS

OF • L/L • 6'2" • 210 LBS • Born 2/13/2001 (Age 25)
2022 MLB Draft – Round 19/3rd Overall (Virginia Tech)
Born/Resides: Bristol, Tennessee

2026: Made his Triple-A debut in the season opener on March 27 @ Louisville ... 2nd on the Storm Chasers in stolen bases (4) and 4th in at-bats (53).
 ✦ Playing his 5th professional season this year, all in the Royals organization ... spent most of the last three seasons in Double-A but has not yet reached the Majors.
 ✦ Spent a second straight full season with NW Arkansas (AA) in **2025** ... slashed .241/.291/.413 (112-for-465) while hitting a career-high 17 home runs with 64 RBI and 23 steals in 114 games ... led the Naturals in home runs, RBI, hits, total bases (192) and runs (75) while 2nd in doubles (23) and extra-base hits (43).
 ✦ Represented Kansas City at the **2024** All-Star Futures Game in Arlington, Texas and was the Royals' **2024** Double-A Player of the Year with the Naturals.
 ✦ Among Royals Minor Leaguers between **2023** and **2025**, ranked 2nd in RBI (81), tied 2nd in HR (44), 4th in doubles (63) and extra-base hits (113) and 5th in steals (76).
HIT STREAK: 2 Games
ON-BASE STREAK: 3 Games (4/14 to 4/17). 182 (2-for-11), 1 HBP

48 ELIAS DÍAZ

C • R/R • 6'1" • 240 LBS • Born 11/17/1990 (Age 35)
Signed as Minor League Free Agent – 2/24/2026
Originally signed by Pittsburgh – 5/14/2009
Born/Resides: Maracaibo, Venezuela

2026: Opened the season on a 4-game hit streak, from March 28 to April 2.
 ✦ Playing his 18th professional season this year, the Royals are his 4th organization ... has spent time with the Pirates, Rockies and Padres ... played his first 11 seasons (**2009-19**) in the Pirates organization ... between **2016** and **2025**, has hit .247 (634-for-2572) in 683 OPS in 830 MLB games with PIT, COL and SD, with 627 starts at C.
 ✦ Spent all of **2025** in the Major Leagues with the Padres ... slashed .204/.270/.337 (52-for-255) with 9 HR and 29 RBI in 106 games ... started 68 games behind the plate for the Padres, catching 12 of 50 attempted base stealers (24%).
 ✦ Was the **2023** MLB All-Star Game MVP, representing the Rockies, hitting the game-winning homer in the 8th inning for the NL.
HIT STREAK: 2 Games
ON-BASE STREAK: 2 Games (4/16 to 4/17). 333 (2-for-6), 1 BB

24 BRANDON DRURY

INF • R/R • 6'1" • 230 LBS • Born 8/21/1992 (Age 33)
Signed as Minor League Free Agent – 11/10/2026
Drafted by Atlanta – 2010, Round 16 (Grants Pass HS)
Born: Grants Pass, OR • Resides: Henderson, NV

2026: Has 4 of the 15 hardest hit balls for Omaha this season (109.3, 107.5, 106.8 and 106.4 MPH).
 ✦ Playing his 17th professional season this year, the Royals are his 10th organization ... spent the first 3 years of his career with the Braves ... has played in parts of 10 MLB seasons with Arizona, New York (AL), Toronto, New York (NL), Cincinnati, San Diego and Los Angeles (AL) and has a .245/.296/.421 (713-for-2915) slash line in 867 MLB games.
 ✦ Spent most of **2025** at Triple-A between the Angels and White Sox organizations ... opened the season with Charlotte (AAA) and played 10 games before his release ... rejoined the Angels organization on July 1 and played 7 games in the Arizona Complex League before his promotion to Salt Lake (AAA) where he ended the season.
 ✦ Was a **2022** National League Silver Slugger (utility) ... split the season between the Reds and Padres and combined to hit .263 (136-for-518) with 28 HR, 87 RBI and a .812 OPS.
HIT STREAK: 2 Games (4/16 to 4/17). 333 (2-for-6), 1 BB
ON-BASE STREAK: 2 Games (4/16 to 4/17). 333 (2-for-6), 1 BB

16 CONNOR KAISER

INF • R/R • 6'3" • 210 LBS • Born 11/20/1996 (Age 29)
Signed as Minor League Free Agent – 11/20/2025
Drafted by Pittsburgh – 2020, Round 3 (Vanderbilt)
Born/Resides: Overland Park, Kansas

2026: Tied 5th on the Storm Chasers in walks (5).
 ✦ Playing his 9th professional season this year, the Royals are his 5th organization ... spent the first 5 years of his career with the Pirates, with time in the Padres, Rockies and Diamondbacks systems too ... has played 14 MLB games across parts of **2023** and **2025** with San Diego and Arizona.
 ✦ Spent most of **2025** with the Reno Aces (AAA) ... slashed .236/.345/.406 (54-for-229) with 6 HR and 31 RBI in 71 games at Triple-A ... called up by the D-backs on August 1 and recorded his first MLB hit on August 10 ... was optioned back to Reno between August 18 and September 2 before finishing the season in the Majors.
 ✦ Across his Minor League career, has mostly played shortstop (3551.0 innings), with playing time at third (319.0 innings), second (127.1 innings) and first base (59.0 innings).
HIT STREAK: 3 Games (4/10 to 4/15). 375 (3-for-8)
ON-BASE STREAK: 4 Games (4/10 to 4/15). 333 (3-for-9), 3 BB, 1 HBP

12 NICK LOFTIN (40-MAN)

INF/OF • R/R • 5'11" • 195 LBS • Born 9/25/1998 (Age 27)
2020 MLB Draft – Round 1/32nd Overall (Baylor)
Born/Resides: Corpus Christi, TX

2026: Made the Royals' Opening Day roster for the second time in his career (also: 2024) and went 2-for-9 (.222) over 4 games ... optioned to Omaha on April 6 ... tied for the International League lead in triples (2) ... tied 3rd on the Storm Chasers in runs scored (8).
 ✦ Playing his 6th professional season, all in the Royals organization ... has played 143 MLB games with Kansas City since debuting September 1, **2023**.
 ✦ Split **2025** between Omaha and Kansas City, appearing in 43 AAA games & 67 MLB games ... reached base in 39 of 43 with Omaha, with more walks (39) than strikeouts (24).
 ✦ Made his first MLB Opening Day roster in **2024** and appeared in MLB 57 games ... reached base in 53 of 58 Omaha games and recorded an 18-game hitting streak.
 ✦ Named Storm Chasers Player of the Year in **2023** and an MiLB.com Organization All-Star ... ranked 2nd on Omaha in RBI (56) despite appearing in just 82 games.
HIT STREAK: 2 Games
ON-BASE STREAK: 6 Games (4/10 to 4/17). 333 (7-for-21), 2 BB, 3 HBP

17 ELIH MARRERO

C • S/R • 5'7" • 200 LBS • Born 6/21/1997 (Age 28)
Signed as Minor League Free Agent – 11/24/2025
Drafted by Boston – 2018, Round 8 (St. Thomas)
Born/Resides: Miami, FL

2026: Has had 2 stints on Omaha's Development List, April 2 to 3 and April 8 to 13.
 ✦ Playing his 9th professional season this year, the Royals are his 3rd organization ... spent the first 7 years of his career with the Red Sox and was most recently with the Rangers ... made his Triple-A debut in April **2024**, but has not yet made his MLB debut.
 ✦ Spent most of **2025** with the Frisco RoughRiders (Rangers Double-A) after signing a Minor League contract in July ... started his season with the Round Rock Express (Rangers Triple-A) for 2 games ending the season with Frisco ... slashed .233/.270/.300 (14-for-60) in 18 games with the RoughRiders.
 ✦ Father is former Major League catcher Eli Marrero, who played parts of 10 MLB seasons (**1997-2006**), 7 of those years with the Cardinals and part of **2005** with the Royals.
HIT STREAK: 2 Games
ON-BASE STREAK: 2 Games (4/16 to 4/17). 429 (3-for-7), 1 HR

26 KAMERON MISNER (40-MAN)

OF • L/L • 6'3" • 220 LBS • Born 1/8/1998 (Age 28)
Traded from Tampa Bay – 11/10/2025
Drafted by Miami – 2019, Round 1/35th (Missouri)
Born/Resides: Poplar Bluff, MO

2026: Optioned to Omaha on March 17 ... leads Omaha in RBI (20), while tied 1st in the International League and tied 3rd in the Minors ... leads the Storm Chasers in home runs (4), hits (18), total bases (34), extra-base hits (8), AVG (.310), SLG (.586) and OPS (1.009) while 2nd on the team in walks (12) and runs (11).
 ✦ Playing his 8th professional season this year, the Royals are his 3rd organization ... spent the first 3 years of his career with the Marlins and was most recently with the Rays ... made his MLB debut for Tampa Bay in August **2024** and appeared in 79 Major League games for the Rays between **2024** and **2025**.
 ✦ Split the **2025** season between Tampa Bay and Durham (AAA) ... opened the year with Tampa Bay ... became the first player in MLB history to hit their first career home-run as a walk-off on Opening Day ... slashed .316/.364/.544 (25-for-79) across his first 27 games before May 2 ... finished the year in Durham.
 ✦ Between **2023** and **2025**, ranked 4th among International League hitters in walks (189), 7th in runs scored (187), 13th in stolen bases (60) and 15th in plate appearances (1203).
HIT STREAK: 2 Games (4/16 to 4/17). 429 (3-for-7), 1 HR
ON-BASE STREAK: 2 Games (4/16 to 4/17). 429 (3-for-7), 2 BB

28 KEVIN NEWMAN

INF • R/R • 6'0" • 210 LBS • Born 8/4/1993 (Age 32)
Signed as Minor League Free Agent – 12/16/2025
Drafted by Pittsburgh – 2015, Round 1/19th (Arizona)
Born: Poway, CA • Resides: Chandler, AZ

2026: Tied 4th on the Storm Chasers in hits (12) and tied 5th in runs scored (7).
 ✦ Playing his 12th professional season this year, the Royals are his 6th organization ... has Major League experience with the Pirates, Reds, Diamondbacks and Angels, appearing in 673 games over parts of 8 MLB seasons (**2018-2025**) prior to signing with the Royals.
 ✦ Split the **2025** season between Los Angeles (AL) and the Toledo Mud Hens (Tigers' Triple-A) ... opened the year in the Majors with Los Angeles and hit .202 (23-for-114) in 57 games ... was DFA'd on July 31 and released on August 2 ... finished the season with Toledo after signing with Detroit, where he hit .296 (16-for-54) in 15 games for the Mud Hens.
 ✦ Appeared in 111 MLB games with Arizona in **2024** ... has made five Opening Day rosters ... NL Gold Glove finalist at shortstop in **2021** with Pittsburgh.
HIT STREAK: 2 Games
ON-BASE STREAK: 6 Games (4/10 to 4/17). 450 (8-for-17), 5 BB

2 JOHN RAVE (40-MAN)

OF • L/L • 5'10" • 190 LBS • Born 12/30/1997 (Age 28)
2019 MLB Draft – Round 5 (Illinois State)
Born: Canton, IL • Resides: Bloomington, IL

2026: Optioned to Omaha on March 17 ... leads Omaha and is tied 4th in the International League in steals (9) ... also leads the Storm Chasers in runs scored (12) and OBP (.425), while, 2nd in home runs (2), hits (17), extra-base hits (7) and total bases (29) and tied 2nd in RBI (11) and at-bats (57).
 ✦ Playing his 8th professional season this year, all in the Royals organization, with parts of the last 4 years in Omaha ... made his MLB debut for Kansas City in May **2025**.
 ✦ Split the **2025** season between Kansas City and Omaha ... opened the year with Omaha and slashed .301/.382/.549 (52-for-173) in 44 games before his call-up ... played 72 games across two stints with the Royals ... optioned to Omaha for a 16-game stretch August 25 to September 17 before returning to KC.
 ✦ Among Omaha hitters between **2023** and **2025**, he ranked 1st in triples (10) and runs (184) while 2nd in hits (258), doubles (59), home runs (39), total bases (454) and walks (133).
HIT STREAK: 2 Games
ON-BASE STREAK: 6 Games (4/10 to 4/17). 450 (8-for-17), 5 BB

4 JOSH ROJAS

INF • L/R • 6'1" • 215 LBS • Born 6/30/1994 (Age 31)
Signed as Minor League Free Agent – 1/7/2026
Drafted by Houston – 2017, Round 26 (Hawaii)
Born/Resides: Litchfield Park, AZ

2026: Leads the Storm Chasers in doubles (5), while tied 2nd on the Storm Chasers in at bats (57) and RBI (11) and 3rd in hits (14), extra-base hits (6) and total bases (22).
 ✦ Playing his 10th professional season this year, the Royals are his 5th organization ... spent the first 3 years of his career with the Astros and has played 639 MLB games over parts of the last 7 seasons (**2019-25**) with Arizona, Seattle and Chicago (AL).
 ✦ Spent all of **2025** with the White Sox, excluding a 3-game rehab assignment in Triple-A ... opened the season on Chicago's 10-day Injured List, activated May 4, and played 69 games for the White Sox ... was designated for assignment August 22 and subsequently released August 23.
 ✦ Has played all four infield and both corner outfield positions in his professional career, but logged the most playing time at third (2638.1 innings) and second base (1413.2 innings).
HIT STREAK: 2 Games
ON-BASE STREAK: 2 Games (4/16 to 4/17). 429 (3-for-7), 1 HR

21 ABRAHAM TORO

INF • S/R • 6'0" • 225 LBS • Born 12/20/1996 (Age 29)
Signed as Minor League Free Agent – 12/18/2025
Drafted by Houston – 2016, Round 5 (Germine State College)
Born: Longueuil, Quebec, Canada • Resides: Miami, FL

2026: Was the third baseman for Canada at the World Baseball Classic and hit a team-leading .421 (8-for-19) with 5 extra-base hits and 5 RBI ... his 7-game on-base streak from March 27 to April 4 is tied for the 2nd longest streak for Omaha this season ... tied 4th on the Storm Chasers in RBI (5).
 ✦ Playing his 11th professional season this year, the Royals are his 6th organization ... spent the first 6 years of his career with the Astros and has played 442 MLB games over parts of the last 7 seasons (**2019-25**) with Houston, Seattle, Milwaukee, Oakland and Boston.
 ✦ Split the **2025** season between Boston and the Worcester Red Sox (AAA) ... opened the year with Worcester and slashed .310/.403/.480 (31-for-100) in 28 games before his call-up to Boston on May 3 ... was designated for assignment on August 21 and outrighted to Worcester on August 23, where he ended the season.
HIT STREAK: 2 Games
ON-BASE STREAK: 2 Games (4/16 to 4/17). 429 (3-for-7), 1 HR

11 LUCA TRESH

C • R/R • 6'0" • 195 LBS • Born 1/11/2000 (Age 26)
2021 MLB Draft – Round 17 (NC State)
Born: Clearwater, FL • Resides: Safety Harbor, FL

2026: Ranked tied 2nd on the Storm Chasers in doubles (4), while 4th in extra-base hits (5) and total bases (19) and tied 4th in hits (12) and RBI (5).
 ✦ Playing his 6th professional season this year, all in the Royals organization ... made his Triple-A debut with Omaha in **2025** and has not yet made his MLB debut.
 ✦ In **2025**, was one of three players to spend the entire season with Omaha, making his Triple-A debut on April 1 vs. Louisville and reaching base in 53 of 70 games ... slashed .259/.321/.473 (63-for-243) with 10 home runs, 29 extra-base hits and 37 RBI for the Storm Chasers.
 ✦ Among Royals Minor League hitters over the last 4 seasons (**2022-25**), he ranked 4th in home runs (53), 5th in RBI (211) and total bases (570), and 6th in extra-base hits (125).
HIT STREAK: 2 Games
ON-BASE STREAK: 2 Games (4/16 to 4/17). 429 (3-for-7), 1 HR

8 DREW WATERS

OF • S/R • 6'1" • 200 LBS • Born 12/30/1998 (Age 27)
Signed as Minor League Free Agent – 11/20/2022
Drafted by Atlanta – 2017, Round 5 (Etowah HS)
Born: Atlanta, GA • Resides: Marietta, GA

2026: Designated for assignment by the Royals on March 25 and sent outright to Omaha on March 29 ... tied 4th on the Storm Chasers in RBI (5).
 ✦ Playing his 8th professional season this year, his 4th with KC ... Royals are his 2nd organization, drafted by the Braves ... has played 208 MLB games with Kansas City since **2022**.
 ✦ Split **2025** between Omaha (54 AAA games) and Kansas City (71 MLB games), starting and ending the year in Triple-A ... earned IL Player of the Week honors after he hit for the cycle April 2 vs. LOU, including a career-first inside-the-park homer ... homered from both sides of the plate August 23 vs. COL, the first Omaha player to do so since 2009.
 ✦ Among 15 Omaha hitters with at least 500 plate appearances across the last four seasons (**2022-25**), Waters ranked 1st in OPS (.851) and 2nd in average (.279).
 ✦ Has played all three outfield positions professionally, with the most playing time in CF (4318.1 innings), however he has also totaled over 1100.0 innings in each RF and LF.
HIT STREAK: 3 Games (4/11 to 4/16). 455 (5-for-11)
ON-BASE STREAK: 3 Games (4/11 to 4/16). 455 (5-for-11), 1 BB

PITCHING	
vs. Left-Handed Starter.....	2-1
vs. Right-Handed Starter.....	8-7
WITH Left-Handed Starter.....	1-2
WITH Right-Handed Starter.....	9-6
0-4 strikeouts.....	1-0
5-9 strikeouts.....	7-7
10+ strikeouts.....	2-1
0 runs of support.....	1-4
1-2 runs of support.....	2-3
3-4 runs of support.....	6-1
5-9 runs of support.....	1-0
10+ runs of support.....	0-0
Bullpen Games.....	1-0
Starter goes less than 4.0 Innings.....	5-5
Starter goes 4.0/4.1/4.2 Innings.....	4-3
Starter goes 5.0/5.1/5.2 Innings.....	1-0
Starter goes 6.0+ Innings.....	0-0
SCORING	
1-Run Games.....	1-2
2-Run Games.....	5-1
3-4-Run Games.....	2-1
5+ Run Games.....	2-4
Extra Innings.....	1-1
Shutouts.....	1-1
Doubleheaders.....	3-1 (1 SWEEP, 1 SPLIT, 0 SWEEP)
Scoring 0-2 Runs.....	0-2
3-5 Runs.....	3-6
6-9 Runs.....	7-0
10+ Runs.....	0-0
Opponent 0-2 Runs.....	5-1
3-5 Runs.....	4-0
6-9 Runs.....	1-4
10+ Runs.....	0-3
Scored in 1st Inning.....	3-3
Opponent scored in 1st.....	2-5
Scores first.....	7-3
Opponent scores first.....	3-5
HITTING	
Omaha 0-5 hits.....	2-1
6-9 hits.....	5-5
10+ hits.....	3-2
Opponent 0-5 hits.....	4-0
6-9 hits.....	5-2
10+ hits.....	1-6
Out-hit opponent.....	4-1
Out-hit by opponent.....	4-6
Hits are tied.....	2-1
Hit 0 home runs.....	4-5
1 home run.....	5-3
2 home runs.....	0-0
3+ home runs.....	1-0
Opponent hit 0 home runs.....	5-2
1 home run.....	4-4
2 home runs.....	1-1
3+ home runs.....	0-1
Leave 0-5 runners on base.....	2-1
6-9 on base.....	7-6
10+ on base.....	1-1
Opponent leaves 0-5 runners on base.....	4-1
6-9 on base.....	6-4
10+ on base.....	0-3
Steals 0 bases.....	3-4
1 base.....	2-3
2 bases.....	3-0
3+ bases.....	2-1
Opponent steals 0 bases.....	4-4
1 base.....	6-1
2 bases.....	0-1
3+ bases.....	0-2
FIELDING	
Turned 0 double plays.....	3-4
1 double play.....	5-1
2 double plays.....	0-2
3+ double plays.....	2-1
Made 0 errors.....	6-4
1 error.....	4-2
2 errors.....	0-2
3+ errors.....	0-0
Opponent made 0 errors.....	6-4
1 error.....	2-4
2 errors.....	2-0
3+ errors.....	0-0

INDIVIDUAL BATTING	
SPLIT	#, PLAYER, GAME
Most At-Bats	5, 16x, last: Nick Loftin, 4/16 vs. IND
Most Plate Appearances	5, 33x, last: Nick Loftin, 4/16 vs. IND
Most Runs	3, 2x, last: Kameron Misner, 4/4 vs. BUF (G2)
Most Hits	3, 6x, last: Abraham Toro, 4/16 vs. IND
Most Doubles	2, 2x, last: Kameron Misner, 4/7 @ IOW
Most Triples	1, 3x, last: Nick Loftin, 4/16 vs. IND
Most Extra-Base Hits	3, Kameron Misner, 4/7 @ IOW
Most Home Runs	2, John Rave, 4/7 @ IOW
Most Total Bases	8, 2x, last: Kameron Misner, 4/7 @ IOW
Most RBI	4, John Rave, 4/7 @ IOW
Most Stolen Bases	2, 6x, last: John Rave, 4/15 vs. IND
Most Caught Stealing	1, 2x, last: Luca Tresh, 4/1 vs. BUF
Most Walks	3, John Rave, 3/28 @ LOU
Most Hit-By-Pitch	2, Nick Loftin, 4/14 vs. IND
Most Strikeouts	4, Kameron Misner, 3/28 @ LOU
Most Sac Hits	1, Connor Kaiser, 4/10 @ IOW
Most Sac Flies	1, 6x, last: Connor Kaiser, 4/10 @ IOW (G2)
Most GDP	2, Elias Diaz, 4/14 vs. IND
Most Left On Base	8, Drew Waters, 4/10 @ IOW

TEAM BATTING	
SPLIT	#, GAME
Most At-Bats, Game	38, 3/28 @ LOU
Most Plate Appearances, Game	43, 3/28 @ LOU
Most Runs, Game	9, 4/2 vs. BUF
Most Runs, Inning	4, 4x, last: 4/15 vs. IND
Most Hits, Game	11, 2x, last: 4/2 vs. BUF
Most Hits, Inning	4, 4x, last: 4/11 @ IOW
Fewest Hits, Game	3, 4/4 vs. BUF
Most Doubles, Game	4, 3/31 vs. BUF
Most Triples, Game	1, 3x, last: 4/16 vs. IND
Most Extra-Base Hits, Game	5, 4/7 @ IOW
Most Home Runs, Game	3, 4/7 @ IOW
Most Home Runs, Inning	1, 11x, last: 4/17 vs. IND
Most Total Bases, Game	21, 4/7 @ IOW
Most RBI, Game	9, 4/2 vs. BUF
Most Stolen Bases, Game	5, 4/15 vs. IND
Most Caught Stealing, Game	1, 2x, last: 4/1 vs. BUF
Most Walks, Game	8, 2x, last: 4/10 @ IOW
Most Hit-By-Pitch, Game	3, 4/14 vs. IND
Most Strikeouts, Game	17, 3/28 @ LOU
Most Sac Hits, Game	1, 4/10 @ IOW
Most Sac Flies, Game	2, 4/10 @ IOW (G2)
Most GDP, Game	2, 2x, last: 4/14 vs. IND
Most Left On Base, Game	10, 3/27 @ LOU

TEAM & INDIVIDUAL STREAKS	
SPLIT	#, GAME
Longest Hitting Streak	11, Kameron Misner, 3/28-4/10
Longest Home Run Streak	2, Kameron Misner, 4/7-4/8
Longest On-Base Streak	12, Kameron Misner, 3/27-4/10
Longest Winning Streak	3, Beck Way, 4/7-4/15
Longest Losing Streak	2, Aaron Sanchez, 3/29-4/4
Longest Saves Streak	4, Eric Cerantola, 4/1-4/15
Longest Winning Streak	3, 4/4-4/7
Longest Losing Streak	4, 3/27-3/31
Longest Home Run Streak	4, 4/14-4/17

INDIVIDUAL PITCHING	
SPLIT	#, PLAYER, GAME
Most Innings Pitched	5.0, 2x, last: Ryan Ramsey, 4/5 vs. BUF
Most Runs Allowed	7, Aaron Sanchez, 3/29 @ LOU
Most Hits Allowed	7, Ryan Bergert, 3/27 @ LOU
Fewest Hits Allowed, Complete Game	-
Most Earned Runs Allowed	7, Aaron Sanchez, 3/29 @ LOU
Most Home Runs Allowed	2, 2x, last: Ethan Bosacker, 4/8 @ IOW
Most Walks Allowed	5, 3x, last: Helcris Olivarez, 4/16 vs. IND
Most Hit-By-Pitch	2, Aaron Sanchez, 3/29 @ LOU
Most Strikeouts, Reliever	5, 2x, last: Eric Cerantola, 4/10 @ IOW
Most Strikeouts	6, Ryan Ramsey, 4/11 @ IOW

TEAM PITCHING	
SPLIT	#, GAME
Most Innings Pitched, Game	9.1, 3/28 @ LOU
Most Runs Allowed, Game	12, 2x, last: 4/16 vs. IND
Most Runs Allowed, Inning	6, 3x, last: 4/16 vs. IND
Fewest Runs Allowed, Game	0, 4/1 vs. BUF
Most Hits Allowed, Game	12, 3/28 @ LOU
Most Hits Allowed, Inning	5, 4/8 @ IOW
Fewest Hits Allowed, Game	3, 2x, last: 4/7 @ IOW
Most Earned Runs Allowed, Game	12, 2x, last: 4/16 vs. IND
Most Doubles Allowed, Game	4, 4/8 @ IOW
Most Triples Allowed, Game	1, 2x, last: 4/4 vs. BUF (G2)
Most Home Runs Allowed, Game	3, 4/8 @ IOW
Most Stolen Bases Allowed, Game	4, 2x, last: 4/11 @ IOW
Most Walks Allowed, Game	17, 4/16 vs. IND
Fewest Walks Allowed, Game	0, 4/4 vs. BUF (G2)
Most Hit-By-Pitch, Game	3, 3/29 @ LOU
Most Strikeouts, Game	15, 3/28 @ LOU

TEAM MISC	
SPLIT	#, GAME
Longest Game, Innings	10, 3/28 @ LOU
Longest Game, Time (9 Innings)	3:12, 4/16 vs. IND
Longest Game, Time (Extra Innings)	3:25, 3/28 @ LOU
Shortest Game, Time (9+ Innings)	2:32, 2x, last: 4/14 vs. IND
Largest Home Crowd	7,690, 4/15 vs. IND
Largest Road Crowd	4,274, 3/27 @ LOU
Largest Winning Margin	7, 4/7 @ IOW
Largest Losing Margin	-8, 2x, last: 4/8 @ IOW
Largest Comeback Win	2, 4/5 vs. BUF
Largest Lead Blown In Loss	2, 3x, last: 4/16 vs. IND
Most Games Under .500	4, 1x, last: 3/31 (0-4)
Most Games Over .500	2, 2x, last: 4/17 (10-8)

TEAM FIELDING	
SPLIT	#, GAME
Most Errors, Game	2, 2x, last: 4/16 vs. IND
Most Double Plays Turned, Game	4, 2x, last: 4/17 vs. IND

2026 STATCAST LEADERS (TOP 10)

LONGEST MEASURED HOMER DISTANCE			HIGHEST BATTED BALL EXIT VELOCITY			FASTEST PITCH VELOCITY		
PLAYER	DISTANCE (PITCHER, PITCH)	DATE	PLAYER	EXIT VELO (BATTED BALL TYPE)	DATE	PLAYER	PITCH VELO (PITCH RESULT/TYPE)	DATE
1. Kameron Misner	400 Collin Snider (<i>Slurve</i>)	4/7 @ IOW	1. Kameron Misner	111.0 Single	3/28 @ LOU	1. Helcris Olivarez	98.7 Double (<i>Sinker</i>)	4/11 @ IOW
2. Kameron Misner	393 Carson Fulmer (<i>Changeup</i>)	4/14 vs. IND	2. Elias Diaz	110.0 Double	3/31 vs. BUF	2. Helcris Olivarez	98.7 Called Ball (<i>4-Seam FB</i>)	3/29 @ LOU
3. Josh Rojas	390 Davis Daniel (<i>Sinker</i>)	3/29 @ LOU	3. Brandon Drury	109.3 Double	3/28 @ LOU	3. Helcris Olivarez	98.6 Foul Ball (<i>Sinker</i>)	4/11 @ IOW
4. Kameron Misner	387 Thomas Harrington (<i>4-Seam FB</i>)	4/17 vs. IND	4. Abraham Toro	109.2 Groundout (3-1)	4/10 @ IOW	4. Helcris Olivarez	98.5 Walk (<i>Sinker</i>)	4/11 @ IOW
5. Drew Waters	378 Jorge Alcalá (<i>Changeup</i>)	4/2 vs. BUF	5. Luca Tresh	109.1 Double	4/5 vs. BUF	5. Helcris Olivarez	98.5 Called Strike (<i>Sinker</i>)	4/16 vs. IND
6. John Rave	375 Connor Noland (<i>4-Seam</i>)	4/7 @ IOW	6. John Rave	108.3 Double	4/17 vs. IND	6. Helcris Olivarez	98.5 Called Ball (<i>Sinker</i>)	3/29 @ LOU
7. Luca Tresh	354 Brandon Bidois (<i>4-seam FB</i>)	4/15 vs. IND	7. Peyton Wilson	107.9 Flyout (F8)	4/1 vs. BUF	7. Helcris Olivarez	98.4 Foul Ball (<i>4-Seam FB</i>)	4/11 @ IOW
8. John Rave	346 Connor Noland (<i>Sinker</i>)	4/7 @ IOW	8. Luca Tresh	107.6 Single	3/29 @ LOU	8. Beck Way	98.2 Called Ball (<i>Sinker</i>)	4/15 vs. IND
9. Michael Massey	341 Devereaux Harrison (<i>4-seam FB</i>)	4/1 vs. BUF	9. Luca Tresh	107.5 Single	4/1 vs. BUF	9. Helcris Olivarez	98.1 Called Ball (<i>Sinker</i>)	4/11 @ IOW
10. Kameron Misner	327 Charlie Barnes (<i>Sinker</i>)	4/8 @ IOW	10. Brandon Drury	107.5 Single	3/27 @ LOU	10. Helcris Olivarez	98.1 Called Ball (<i>Sinker</i>)	4/8 @ IOW

HOME RUN BREAKDOWN

PLAYER	TOTAL	RUNNERS ON				SPLITS				SCORE		RECORD TEAM W-L	STATCAST MAX		LAST LAST HR
		0	1	2	3	LEFT	RIGHT	HOME	AWAY	TIED GAME	GO AHEAD		EV (MPH)	DISTANCE (FT)	
26 Kameron Misner	4	-	4	-	-	1	3	2	2	-	1	3-1	105.9	400	4/17 vs. IND
2 John Rave	2	-	2	-	-	-	2	-	2	-	1	1-0	104.4	375	4/7 @ IOW
21 Abraham Toro	1	1	-	-	-	-	1	1	-	-	-	0-1	-	-	4/16 vs. IND
11 Luca Tresh	1	1	-	-	-	-	1	1	-	-	-	1-0	103.7	354	4/15 vs. IND
8 Drew Waters	1	-	-	1	-	-	1	1	-	-	-	1-0	105.2	378	4/2 vs. BUF
Michael Massey	1	1	-	-	-	-	1	1	-	-	-	1-0	96.6	341	4/1 vs. BUF
4 Josh Rojas	1	-	1	-	-	-	1	-	1	-	-	0-1	97.6	390	3/29 @ LOU
TEAM TOTALS	11	3	7	1	-	1	10	6	5	-	-	-	105.9	400	-
<i>OPPONENT TOTALS</i>	<i>15</i>	<i>5</i>	<i>8</i>	<i>2</i>	<i>-</i>	<i>2</i>	<i>13</i>	<i>7</i>	<i>8</i>	<i>-</i>	<i>-</i>	<i>-</i>	<i>110.0</i>	<i>453</i>	<i>-</i>

INNING DISTRIBUTION

1 ST INNING	2 ND INNING	3 RD INNING	4 TH INNING	5 TH INNING	6 TH INNING	7 TH INNING	8 TH INNING	9 TH INNING	EXTRA INNINGS
1	1	2	1	2	1	2	1		

NOTABLE STORM CHASERS HOME RUNS

LEADOFF HOMERS (0)		GRAND SLAMS (0)		2-HOMER GAMES (1)	
PLAYER (CAREER NO.)	DATE/OPPONENT	PLAYER (CAREER NO.)	DATE/OPPONENT (INN.)	PLAYER (CAREER NO.)	DATE/OPPONENT
				John Rave (6th)	4/7 @ Iowa

BACK-TO-BACK HOMERS (0)		BACK-TO-BACK-TO-BACK HOMERS (0)		3-HOMER GAMES (0)	
PLAYERS	DATE/OPPONENT	PLAYERS	DATE/OPPONENT	PLAYER (CAREER NO.)	DATE/OPPONENT (INN.)

PINCH-HIT HOMERS (0)		WALK-OFF HOMERS (0)		INSIDE-THE PARK HOMERS (0)	
PLAYER (CAREER NO.)	DATE/OPPONENT (INN.)	PLAYER	DATE/OPPONENT	PLAYER (CAREER NO.)	DATE/OPPONENT (INN.)

NOTABLE OPPOSING HOME RUNS

LEADOFF HOMERS (0)		GRAND SLAMS (0)		2-HOMER GAMES (0)	
PLAYER (CAREER NO.)	DATE/OPPONENT	PLAYER (CAREER NO.)	DATE/OPPONENT (INN.)	PLAYER (CAREER NO.)	DATE/OPPONENT

BACK-TO-BACK HOMERS (0)		BACK-TO-BACK-TO-BACK HOMERS (0)		3-HOMER GAMES (0)	
PLAYERS	DATE/OPPONENT	PLAYERS	DATE/OPPONENT	PLAYER (CAREER NO.)	DATE/OPPONENT (INN.)

PINCH-HIT HOMERS (0)		WALK-OFF HOMERS (0)		INSIDE-THE PARK HOMERS (0)	
PLAYER (CAREER NO.)	DATE/OPPONENT (INN.)	PLAYER	DATE/OPPONENT	PLAYER (CAREER NO.)	DATE/OPPONENT (INN.)

AFTER-INNING RECORDS

	LEADING	TRAILING	TIED
AFTER 1 INNING	3 - 3	2 - 5	5 - 0
AFTER 2 INNINGS	6 - 2	2 - 6	2 - 0
AFTER 3 INNINGS	9 - 2	0 - 6	1 - 0
AFTER 4 INNINGS	10 - 2	0 - 6	0 - 0
AFTER 5 INNINGS	9 - 0	0 - 6	1 - 2
AFTER 6 INNINGS	9 - 0	0 - 7	1 - 1
AFTER 7 INNINGS	7 - 0	0 - 7	1 - 0
AFTER 8 INNINGS	7 - 0	0 - 7	1 - 0
TOTAL	LEADING	TRAILING	TIED
INNINGS...	79 (50.3%)	62 (39.5%)	15 (10.2%)

OMAHA BIG INNINGS

DATE	INNING	RUNS
------	--------	------

SCORE BY INNINGS

REGULAR SEASON	1	2	3	4	5	6	7	8	9	10	11	12	13	TOTAL
STORM CHASERS	12	12	13	4	12	10	9	2	10	0				84
OPPONENTS	14	10	10	5	12	16	13	5	5	1				91
DIFFERENCE	-2	2	3	-1	0	-6	-4	-3	5	-1				-7
VS. INDIANAPOLIS	1	2	3	4	5	6	7	8	9	10	11	12	13	TOTAL
STORM CHASERS	3	5	4	1	2	4	1	1	0					21
INDIANS	0	1	3	2	3	3	6	1	1					20
VS. INDY DIFFERENCE	3	4	1	-1	-1	1	-5	0	-1					1

MULTI-RUN INNINGS

	2 RUNS	3 RUNS	4 RUNS	5 RUNS	6 RUNS	7 RUNS	8 RUNS	9 RUNS	10+	TOTAL
STORM CHASERS	14	5	4	-	-	-	-	-	-	23
OPPONENTS	15	5	1	-	3	-	-	-	-	24

RECORD BY RUNS SCORED/ALLOWED

RUNS	0	1	2	3	4	5	6	7	8	9	10	11	12	13+
SCORED	0-1	0-1		1-1	2-3	0-2	5-0		1-0	1-0				
ALLOWED	1-0	2-0	2-1	1-0	3-0		0-2	1-1	0-1		0-1		0-2	

RECORD BY MARGIN OF VICTORY/DEFEAT

1 RUN	2 RUNS	3 RUNS	4 RUNS	5 RUNS	6 RUNS	7 RUNS	8 RUNS	9 RUNS	10+ RUNS
1-2	5-1	1-0	1-1	1-0	0-1	1-1	0-2		

2026 STORM CHASERS EJECTIONS (0)

GAME	INNING	WHO (POSITION) / # IN 2026	WHY	UMPIRE (POSITION)
------	--------	----------------------------	-----	-------------------

2026 WALK-OFF TRACKER (0 FOR, 1 AGAINST)

GAME #	DATE	OPPONENT	FINAL SCORE (INN.)	PLAYER	WINNING RUN	PITCHER	HOW	OUTS	COUNT
2	March 28	@ Louisville	L, 6-5 (10)	Rece Hinds	Blake Dunn	Brandon Johnson	RBI single to LF	1	0-0

Bold Indicates Omaha Walk-Off Win

2026 EXTRA-INNING GAMES (1 WINS, 1 LOSS)

GAME #	DATE	OPPONENT	FINAL SCORE (INN.)	WIN	LOSS	SAVE	EXTRA-INNING SCORING
2	March 28	@ Louisville	L, 6-5 (10)	Tejay Antone	Brandon Johnson	-	Louisville scores 1 in 10th
12	April 10 [G1]	@ Iowa	W, 6-4 (9)	Eric Cerantola	Ryan Jensen	Andrew Pérez	Omaha scores 2 in 9th

Bold Indicates Omaha Extra-Inning Win

2026 EXTRA-INNING AUTOMATIC RUNNER CONVERSION (1/3, 33%)

GAME #	DATE	OPPONENT	INNING	PLACED RUNNER	RUNNER RESULT	GAME RESULT
2	March 28	@ Louisville	10th	Brandon Drury	Stranded on 2nd	L, 6-5 (10)
12	April 10 [G1]	@ Iowa	8th	Peyton Wilson	Stranded on 2nd	W, 6-4 (9)
12	April 10 [G1]	@ Iowa	9th	Abraham Toro	Scored on RBI single	W, 6-4 (9)

2026 WEATHER DELAYS

GAME	FINAL SCORE	DELAY	REASON FOR DELAY
------	-------------	-------	------------------

2026 DOUBLEHEADERS (1 SWEEP, 1 SPLIT, 0 SWEPT)

GAME	GAME 1 SCORE	GAME 2 SCORE	COMBINED TIME	GAME BEING MADE UP
April 4 vs. Buffalo	L, 8-0 (7)	W, 6-4 (7)	4:28	April 3 Postponement (Inclement Weather)
April 10 @ Iowa	W, 6-4 (9)	W, 6-1 (7)	4:55	April 9 Postponement (Inclement Weather)

INDIVIDUAL BATTING

FOR THE STORM CHASERS		AGAINST THE STORM CHASERS	
SPLIT	PLAYER, GAME	SPLIT	PLAYER, GAME
Grand Slam	Dairon Blanco, 6/12/2025 @ TOL	Grand Slam	Christian Cairo, 9/16/2025 @ COL
Pinch-Hit Home Run	Luca Tresh, 8/12/2025 vs. STP	Pinch-Hit Home Run	TT Bowens, 4/16/2025 vs. NOR
Pinch-Hit Walk-Off Home Run	Chad Santos, 8/23/2005 vs. NEW	Pinch-Hit Walk-Off Home Run	-
2 Home Run Game	John Rave, 4/7/2026 @ IOW	2 Home Run Game	Carlos Pérez, 9/2/2025 @ IOW
3+ Home Run Game	Ryan McBroom, 3, 6/13/2021 @ STP	3+ Home Run Game	Jhonkensy Noel, 3, 5/22/2024 vs. COL
2 Home Runs, One Inning	Brett Eibner, 2, 5/12/2016 vs. MEM	2 Home Runs, One Inning	-
Leadoff Home Run	MJ Melendez, 8/23/2025 @ COL	Leadoff Home Run	Matt Wallner, 5/27/2025 vs. STP
Walk-Off Home Run	MJ Melendez, 5/16/2025 vs. COL	Walk-Off Home Run	Will Wilson, 9/19/2025 @ COL
Walk-Off Grand Slam	Jimmy Govern, 5/7/2022 vs. COL	Walk-Off Grand Slam	Will Middlebrooks, 6/18/2016 @ COL
Walk-Off Win	Bobby Dalbec, 8/16/2025 vs. STP	Walk-Off Win	Rece Hinds, 3/28/2026 @ LOU
5 Hit Game	Rodolfo Durán, 9/3/2024 @ MEM	5 Hit Game	P.J. Higgins, 9/5/2023 @ IOW
6+ Hit Game	Matt Diaz, 6, 7/27/2005 @ POR	6+ Hit Game	-
2 Hits, One Inning	Nick Pratto, 4/18/2025 vs. NOR	2 Hits, One Inning	Carlos Pérez, 9/2/2025 @ IOW
5 RBI Game	MJ Melendez, 9/13/2025 vs. CLT	5 RBI Game	Carlos Pérez, 9/2/2025 @ IOW
6 RBI Game	Drew Waters, 8/23/2025 @ COL	6 RBI Game	Luis Vázquez, 8/9/2023 vs. IOW
7 RBI Game	Drew Waters, 4/11/2024 vs. GWN	7 RBI Game	Chase Strumpf, 8/9/2023 vs. IOW
8 RBI Game	Jimmy Paredes, 5/12/2014 vs. NEW	8 RBI Game	Adolis García, 7/21/2019 vs. MEM
9+ RBI Game	Brett Eibner, 9, 4/9/2014 vs. MEM	9+ RBI Game	-
Steal of Home	Nate Eaton, 6/15/2024 @ TOL	Steal of Home	Noelvi Marte, 4/5/2025 vs. LOU
3+ Stolen Base Game	Joey Wiemer, 3, 4/8/2025 @ STP	3+ Stolen Base Game	Hao-Yu Lee, 4, 7/13/2025 vs. TOL

TEAM BATTING

FOR THE STORM CHASERS		AGAINST THE STORM CHASERS	
SPLIT	GAME	SPLIT	GAME
4 Home Run Game	8/19/2025 @ COL	4 Home Run Game	8/12/2025 vs. STP
5 Home Run Game	5/24/2025 @ SL	5 Home Run Game	7/3/2025 @ IOW
6 Home Run Game	8/17/2025 vs. STP	6 Home Run Game	8/28/2025 vs. LHV
7+ Home Run Game	10, 8/23/2025 @ COL	7+ Home Run Game	7, 8/9/2023 vs. IOW
3 Home Runs, One Inning	8/30/2025 vs. LHV	3 Home Runs, One Inning	7/28/2023 @ COL
4+ Home Runs, One Inning	4, 5/21/2021 @ IOW	4+ Home Runs, One Inning	4, 8/9/2023 vs. IOW

INDIVIDUAL PITCHING

FOR THE STORM CHASERS		AGAINST THE STORM CHASERS	
SPLIT	PLAYER, GAME	SPLIT	PLAYER, GAME
No-Hitter	-	No-Hitter	Dustin Nippert, 7.0, 6/29/2008 vs. OKL
Complete Game	Chandler Champlain, 5.0, 6/13/2025 @ TOL	Complete Game	Michael McGreevy, 7.0, 9/5/2024 @ MEM (G2)
Complete Game, 1-Hitter	Luis Mendoza, 9.0, 7/18/2011 @ MEM	Complete Game, 1-Hitter	Daniel Ponce de Leon, 9.0, 7/15/2018 vs. MEM
Complete Game, 2-Hitter	Chandler Champlain, 5.0, 6/13/2025 @ TOL	Complete Game, 2-Hitter	Michael McGreevy, 7.0, 9/5/2024 @ MEM (G2)
Complete Game Shutout	Chandler Champlain, 5.0, 6/13/2025 @ TOL	Complete Game Shutout	Doug Nix, 7.0, 6/28/2024 @ COL (G2)
10+ Strikeout Game	Rich Hill, 10, 7/13/2025 vs. TOL	10+ Strikeout Game	Mick Abel, 11, 8/16/2025 vs. STP
15+ Strikeout Game	-	15+ Strikeout Game	-
4+ Strikeouts In An Inning	Walter Pennington, 4, 8/22/2023 vs. STP	4+ Strikeouts In An Inning	Eric Hull, 4, 8/4/2007 vs. LV

2026 STORM CHASER QUALITY STARTS (0)

STARTER (# IN 2026)	GAME	DEC	IP	H	R	ER	HR	HB	BB	IBB	SO	WP	BK	GIDP	TBF	% K/BF	NP-S	S%	FPS	FPS%	P/IP	CATCHER
---------------------	------	-----	----	---	---	----	----	----	----	-----	----	----	----	------	-----	--------	------	----	-----	------	------	---------

2026 REHAB ASSIGNMENTS WITH OMAHA (3)

HITTING (1)

PLAYER	INJURY	DATES	AVG	G	AB	R	H	TB	2B	3B	HR	RBI	BB	IBB	SO	SB	CS	OBP	SLG	OPS	PA	SAC	SF	HBP	GIDP
Michael Massey	Left calf strain	March 31 - April 5	.250	3	12	2	3	6	0	0	1	2	0	0	2	0	1	.250	.500	.750	12	0	0	0	1

PITCHING (2)

PLAYER	INJURY	DATES	W	L	ERA	G	GS	CG	SHO	GF	HLD	SV	SVO	IP	H	R	ER	HR	HB	BB	IBB	SO	AVG	WP	BK	GIDP	TBF
Stephen Kolek	Left oblique strain	April 14 - Present	0	0	0.00	1	1	0	0	0	0	0	0	4.0	3	0	0	0	0	1	0	2	.214	0	0	1	15
Bailey Falter	Left elbow inflammation	April 15 - Present	0	0	18.00	1	0	0	0	0	0	0	1	1.0	3	2	2	0	0	1	0	1	.500	1	0	0	7

PLAYER	GS	STARTS BY POSITION										STARTS BY BATTING ORDER								
		C	1B	2B	3B	SS	LF	CF	RF	(OF)	DH	1ST	2ND	3RD	4TH	5TH	6TH	7TH	8TH	9TH
Kameron Misner	17						3	9	4	(16)	1			14	2	1				
John Rave	16						7	6	2	(15)	1	15	1							
Josh Rojas	16			5	9						2	1			2	9	1		3	
Gavin Cross	15		1				5		8	(13)	1					3	6	6		
Abraham Toro	14		10	1	1						2		3				2		7	2
Kevin Newman	13			1	1	11						1				1		1		10
Luca Tresh	12	10									2				9	1	2			
Brandon Drury	12		5		3						4				3			2	7	
Peyton Wilson	11			7	3						1	2	5			1			3	
Elias Díaz	9	8									1			2	1	1	4	1		
Drew Waters	8							3	4	(7)	1					1	3	4		
Nick Loftin	8		2	2	1		2			(2)	1		6	1	1					
Connor Kaiser	7					7												1		6
Michael Massey	3			2			1			(1)			2	1						
Elih Marrero	1									(0)	1									1

DEFENSIVE ERRORS & OUTFIELD ASSISTS BY POSITION 10 E / 3 OF AST / 24 DP | .984 (3RD IN IL)

LEFT FIELD				CENTER FIELD				RIGHT FIELD			
	INN	E	A		INN	E	A		INN	E	A
John Rave	59.0	1	0	Kameron Misner	77.1	0	0	Gavin Cross	64.0	0	2
Gavin Cross	44.1	0	0	John Rave	51.0	0	0	Drew Waters	36.0	0	0
Kameron Misner	23.0	0	0	Drew Waters	24.0	0	0	Kameron Misner	34.0	0	1
Nick Loftin	17.0	0	1					John Rave	18.1	0	0
Michael Massey	9.0	0	0								

	INN	E	DP		INN	E	DP
Kevin Newman	93.0	0	7	Peyton Wilson	58.1	0	2
Connor Kaiser	59.1	0	7	Josh Rojas	44.0	1	10
				Nick Loftin	18.0	0	1
				Michael Massey	16.0	0	2
				Abraham Toro	9.0	1	2
				Kevin Newman	7.0	0	1

THIRD BASE				CATCHER				FIRST BASE			
	INN	E	DP		INN	E	PB		INN	E	DP
Josh Rojas	74.1	1	2	Luca Tresh	85.0	1	2	Abraham Toro	85.0	0	12
Brandon Drury	26.0	0	3	Elias Díaz	64.0	0	0	Brandon Drury	43.1	0	5
Peyton Wilson	25.0	0	0	Elih Marrero	3.1	0	0	Nick Loftin	16.0	0	4
Abraham Toro	9.0	0	0					Gavin Cross	8.0	0	2
Kevin Newman	9.0	0	2								
Nick Loftin	9.0	0	0								

OUTFIELD ASSIST LOG (3)














































































#	OUTFIELDER	POS.	ARM (MPH)	GAME	INN.	BASE	PITCHER	BATTER	RUNNER OUT	PLAY
1.	Nick Loftin (1)	LF	70.0	4/11 @ Iowa	▼ 8	2nd	Brandon Johnson	James Triantos	James Triantos	Triantos singles, out at 2nd (7-4)
2.	Kameron Misner (1)	RF	81.9	4/16 vs. Indianapolis	▲ 6	1st	Helcris Olivárez	Alika Williams	Tyler Callihan	Williams lines into a double play, Callihan out at 1st (9-3)
3.	Gavin Cross (1)	RF	42.4	4/17 vs. Indianapolis	▲ 8	2nd/3rd	Mason Black	Esmerlyn Valdez	R. Simon/A. Williams	Valdez flies into a double play, Simon out at 2nd, Williams out at 3rd (9-6-5)

STORM CHASERS POSITION PRODUCTION



























	AVG	AB	H	TB	2B	3B	HR	RBI	BB	SO	OBP	SLG	OPS
C	.243	70	17	24	4	0	1	5	3	19	.293	.343	.636
1B	.185	65	12	17	3	1	0	4	5	20	.243	.262	.505
2B	.333	66	22	29	4	0	1	8	8	13	.421	.439	.860
3B	.271	59	16	26	5	1	1	10	9	19	.371	.441	.812
SS	.235	51	12	15	3	0	0	5	9	12	.359	.294	.653
LF	.238	63	15	26	2	0	3	14	12	18	.372	.413	.785
CF	.333	63	21	38	6	1	3	18	12	16	.434	.603	1.037
RF	.175	63	11	15	1	0	1	8	7	19	.264	.238	.502
DH	.227	66	15	22	4	0	1	7	4	23	.271	.333	.604

STORM CHASERS BATTING ORDER PRODUCTION
























	AVG	AB	H	TB	2B	3B	HR	RBI	BB	SO	OBP	SLG	OPS
1ST	.318	66	21	34	5	1	2	10	14	14	.432	.515	.947
2ND	.214	70	15	19	2	1	0	5	7	21	.309	.271	.580
3RD	.317	63	20	36	4	0	4	18	13	15	.429	.571	1.000
4TH	.268	71	19	30	6	1	1	11	3	21	.307	.423	.730
5TH	.246	61	15	21	3	0	1	10	8	15	.338	.344	.682
6TH	.209	67	14	17	0	0	1	5	4	20	.254	.254	.508
7TH	.177	62	11	17	3	0	1	5	5	24	.271	.274	.545
8TH	.250	60	15	23	5	0	1	10	5	20	.308	.383	.691
9TH	.224	49	11	15	4	0	0	5	10	10	.365	.306	.671

GM #	MARCH	OPPONENT	SCORE	RECORD	ILSTANDINGS	WIN	LOSS	SAVE	TEMP.	1ST PITCH	TIME	ATT.	HOMEATT.	OMAHA			OPPONENT						
														R	H	E	L	O	R	H	E	L	O
1.	3/27	 @ Louisville	L, 2-1	0-1	11TH -1.0	T. Kuncl (1-0)	R. Bergert (0-1)	Z. Maxwell (1)	47°	7:20 PM	2:32	4,274		1	8	0	10	2	9	0	7		
2.	3/28	 @ Louisville	L, 6-5 (10)	0-2	14TH -2.0	T. Antone (1-0)	B. Johnson (0-1)	-	47°	1:08 PM	3:25	3,240		5	8	2	9	6	12	1	16		
3.	3/29	 @ Louisville	L, 10-4	0-3	16TH -3.0	D. McCaughan (1-0)	A. Sanchez (0-1)	-	66°	1:09 PM	2:38	3,135		4	8	0	7	10	10	0	12		
4.	3/31	 BUFFALO	L, 6-4	0-4	18TH -4.0	A. Macko (1-0)	R. Ramsey (0-1)	C. Lee (1)	60°	6:35 PM	2:40	3,002	3,002	4	11	0	9	6	10	1	7		
														OMAHA			OPPONENT						
GM #	APRIL	OPPONENT	SCORE	RECORD	ILSTANDINGS	WIN	LOSS	SAVE	TEMP.	1ST PITCH	TIME	ATT.	HOMEATT.	R	H	E	L	O	R	H	E	L	O
5.	4/1	 BUFFALO	W, 3-0	1-4	16TH -4.0	S. Panzini (1-0)	J. Fleming (0-1)	E. Cerantola (1)	46°	12:08 PM	2:33	1,470	4,472	3	8	1	4	0	3	1	8		
6.	4/2	 BUFFALO	W, 9-7	2-4	14TH -4.0	A. Pérez (1-0)	G. Rogers (0-2)	M. Black (1)	46°	6:37 PM	2:47	1,332	5,804	9	11	0	5	7	8	0	9		
7.	4/3	 BUFFALO	Postponed: Inclement Weather (Made up on April 4, Omaha wins 6-4)																				
7.	4/4 (G1)	 BUFFALO	L, 8-0 (7)	2-5	16TH -5.0	J. Hahn (1-0)	A. Sanchez (0-2)	-	44°	2:07 PM	2:20	5,804		0	3	0	4	8	10	0	9		
8.	4/4 (G2)	 BUFFALO	W, 6-4 (7)	3-5	14TH -4.5	M. Spence (1-0)	D. Harrison (1-1)	E. Cerantola (2)	47°	5:20 PM	2:08	1,390	7,194	6	5	1	7	4	7	0	3		
9.	4/5	 BUFFALO	W, 4-3	4-5	11TH -4.0	R. Ramsey (1-1)	C. Van Eyk (0-1)	E. Cerantola (3)	59°	2:05 PM	2:36	2,192	9,386	4	8	0	6	3	7	0	8		
10.	4/7	 @ Iowa	W, 8-1	5-5	10TH -4.0	B. Way (1-0)	C. Noland (0-1)	-	44°	6:39 PM	2:41	2,319		8	10	0	7	1	3	0	3		
11.	4/8	 @ Iowa	L, 12-4	5-6	11TH -4.0	C. Barnes (3-0)	E. Bosacker (0-1)	-	64°	12:10 PM	2:45	2,688		4	7	1	8	12	11	1	5		
12.	4/9	 @ Iowa	Postponed: Inclement Weather (Made up on April 10, Omaha wins 6-1)																				
12.	4/10 (G1)	 @ Iowa	W, 6-4 (9)	6-6	9TH -3.5	E. Cerantola (1-0)	R. Jensen (0-1)	A. Pérez (1)	53°	5:10 PM	2:47			6	7	0	9	4	7	0	6		
13.	4/10 (G2)	 @ Iowa	W, 6-1 (7)	7-6	6TH -3.0	B. Way (2-0)	T. Beede (0-1)	-	51°	8:37 PM	2:08	3,145		6	10	0	7	1	5	1	5		
14.	4/11	 @ Iowa	L, 7-3	7-7	9TH -4.0	L. Little (3-0)	R. Ramsey (1-2)	-	54°	3:09 PM	2:59	2,555		3	9	1	8	7	9	0	6		
14.	4/12	 @ Iowa	Cancelled: Rain																				
15.	4/14	 INDIANAPOLIS	W, 6-2	8-7	8TH -3.5	J. Cuas (1-0)	N. Davis (1-2)	-	73°	12:07 PM	2:32	1,699	11,085	6	7	0	6	2	8	2	8		
16.	4/15	 INDIANAPOLIS	W, 6-4	9-7	7TH -2.5	B. Way (3-0)	C. Devenski (0-1)	E. Cerantola (4)	65°	11:05 AM	2:42	7,690	18,775	6	7	1	5	4	10	2	10		
17.	4/16	 INDIANAPOLIS	L, 12-5	9-8	9TH -2.5	B. Way (1-0)	H. Olivárez (0-1)	-	80°	6:34 PM	3:12	2,621	21,396	5	10	2	8	12	11	1	14		
18.	4/17	 INDIANAPOLIS	W, 4-2	10-8	4TH -2.5	J. Cuas (2-0)	T. Harrington (0-3)	M. Black (2)	53°	6:36 PM	2:41	2,069	23,465	4	4	1	6	2	4	0	8		
19.	4/18	 INDIANAPOLIS												2:05 PM CT									
20.	4/19	 INDIANAPOLIS												2:05 PM CT									
21.	4/21	 @ Toledo												5:35 PM CT									
22.	4/22	 @ Toledo												5:35 PM CT									
23.	4/23	 @ Toledo												5:35 PM CT									
24.	4/24	 @ Toledo												6:05 PM CT									
25.	4/25	 @ Toledo												4:05 PM CT									
26.	4/26	 @ Toledo												1:05 PM CT									
27.	4/28	 LOUISVILLE												12:05 PM CT									
28.	4/29	 LOUISVILLE												6:35 PM CT									
29.	4/30	 LOUISVILLE												6:35 PM CT									
														OMAHA			OPPONENT						
GM #	MAY	OPPONENT	SCORE	RECORD	ILSTANDINGS	WIN	LOSS	SAVE	TEMP.	1ST PITCH	TIME	ATT.	HOMEATT.	R	H	E	L	O	R	H	E	L	O
30.	5/1	 LOUISVILLE												6:35 PM CT									
31.	5/2	 LOUISVILLE												6:05 PM CT									
32.	5/3	 LOUISVILLE												2:05 PM CT									
33.	5/5	 @ Indianapolis												5:35 PM CT									
34.	5/6	 @ Indianapolis												12:35 PM CT									
35.	5/7	 @ Indianapolis												10:00 AM CT									
36.	5/8	 @ Indianapolis												5:35 PM CT									
37.	5/9	 @ Indianapolis												5:35 PM CT									
38.	5/10	 @ Indianapolis												12:35 PM CT									
39.	5/12	 TOLEDO												6:35 PM CT									
40.	5/13	 TOLEDO												12:05 PM CT									
41.	5/14	 TOLEDO												6:35 PM CT									
42.	5/15	 TOLEDO												7:05 PM CT									
43.	5/16	 TOLEDO												7:05 PM CT									
44.	5/17	 TOLEDO												2:05 PM CT									
45.	5/19	 @ St. Paul												11:07 AM CT									
46.	5/20	 @ St. Paul												6:37 PM CT									
47.	5/21	 @ St. Paul												6:37 PM CT									
48.	5/22	 @ St. Paul												6:37 PM CT									
49.	5/23	 @ St. Paul												6:37 PM CT									
50.	5/24	 @ St. Paul												5:07 PM CT									
51.	5/26	 MEMPHIS												6:35 PM CT									
52.	5/27	 MEMPHIS												6:35 PM CT									
53.	5/28	 MEMPHIS												6:35 PM CT									
54.	5/29	 MEMPHIS												6:35 PM CT									
55.	5/30	 MEMPHIS												6:05 PM CT									
56.	5/31	 MEMPHIS												5:05 PM CT									
														OMAHA			OPPONENT						
GM #	JUNE	OPPONENT	SCORE	RECORD	ILSTANDINGS	WIN	LOSS	SAVE	TEMP.	1ST PITCH	TIME	ATT.	HOMEATT.	R	H	E	L	O	R	H	E	L	O
57.	6/2	 @ Columbus												6:05 PM CT									
58.	6/3	 @ Columbus												6:05 PM CT									
59.	6/4	 @ Columbus												11:05 AM CT									
60.	6/5	 @ Columbus												6:05 PM CT									
61.	6/6	 @ Columbus												6:05 PM CT									
62.	6/7	 @ Columbus												12:05 PM CT									
63.	6/9	 LAS VEGAS												7:05 PM CT									
64.	6/10	 LAS VEGAS												12:05 PM CT									
65.	6/11	 LAS VEGAS												7:05 PM CT									
66.	6/12	 LAS VEGAS												7:05 PM CT									
67.	6/13	 LAS VEGAS												6:05 PM CT									
68.	6/14	 LAS VEGAS												12:05 PM CT									
69.	6/16	 @ St. Paul												7:07 PM CT									
70.	6/17	 @ St. Paul												1:07 PM CT									
71.	6/18	 @ St. Paul												7:07 PM CT									
72.	6/19	 @ St. Paul												7:07 PM CT									
73.	6/20	 @ St. Paul												6:37 PM CT									
74.	6/21	 @ St. Paul												2:07 PM CT									

HITTING

SERIES	OPPONENT	DATES	AVG	G	AB	R	H	TB	2B	3B	HR	RBI	BB	IBB	SO	SB	CS	OBP	SLG	OPS	PA	SAC	SF	HBP	GIDP
Series 1 (L)	 @ Louisville	3/27 - 3/29	.222	3	108	10	24	32	5	0	1	10	11	0	46	4	0	.294	.296	.590	119	0	0	0	1
Series 2 (W)	 BUFFALO	3/31 - 4/5	.263	6	175	26	46	67	13	1	2	25	20	0	45	5	2	.337	.383	.720	199	0	3	1	2
Series 3 (W)	 @ Iowa	4/7 - 4/12	.262	5	164	27	43	66	9	1	4	27	22	0	38	9	0	.354	.402	.756	193	1	3	3	3
Series 4	 INDIANAPOLIS	4/14 - 4/19																							
Series 5	 @ Toledo	4/21 - 4/26																							
Series 6	 LOUISVILLE	4/28 - 5/3																							
Series 7	 @ Indianapolis	5/5 - 5/10																							
Series 8	 TOLEDO	5/12 - 5/17																							
Series 9	 @ St. Paul	5/19 - 5/24																							
Series 10	 MEMPHIS	5/26 - 5/31																							
Series 11	 @ Columbus	6/2 - 6/7																							
Series 12	 LAS VEGAS	6/9 - 6/14																							
Series 13	 @ St. Paul	6/16 - 6/21																							
Series 14	 COLUMBUS	6/23 - 6/28																							
Series 15	 INDIANAPOLIS	6/30 - 7/5																							
Series 16	 @ Louisville	7/7 - 7/12																							
Series 17	 LEHIGH VALLEY	7/17 - 7/19																							
Series 18	 @ Salt Lake	7/21 - 7/26																							
Series 19	 ST. PAUL	7/28 - 8/2																							
Series 20	 @ Toledo	8/4 - 8/9																							
Series 21	 @ Columbus	8/11 - 8/16																							
Series 22	 ROCHESTER	8/18 - 8/23																							
Series 23	 @ Iowa	8/25 - 8/30																							
Series 24	 ST. PAUL	9/1 - 9/6																							
Series 25	 @ Indianapolis	9/8 - 9/13																							
Series 26	 IOWA	9/15 - 9/20																							

PITCHING

SERIES	OPPONENT	DATES	W	L	ERA	G	GS	CG	SHO	GF	HLD	SV	SVO	IP	H	R	ER	HR	HB	BB	IBB	SO	AVG	WP	BK	GIDP
Series 1 (L)	 @ Louisville	3/27 - 3/29	0	3	6.04	3	3	0	0	3	0	0	1	25.1	31	18	17	2	4	17	1	31	.301	6	0	1
Series 2 (W)	 BUFFALO	3/31 - 4/5	4	2	4.86	6	6	0	1	6	4	4	4	50.0	45	28	27	6	2	33	0	39	.242	2	1	8
Series 3 (W)	 @ Iowa	4/7 - 4/12	3	2	5.49	5	5	0	0	5	0	1	1	41.0	35	25	25	5	3	19	0	45	.236	5	0	4
Series 4	 INDIANAPOLIS	4/14 - 4/19																								
Series 5	 @ Toledo	4/21 - 4/26																								
Series 6	 LOUISVILLE	4/28 - 5/3																								
Series 7	 @ Indianapolis	5/5 - 5/10																								
Series 8	 TOLEDO	5/12 - 5/17																								
Series 9	 @ St. Paul	5/19 - 5/24																								
Series 10	 MEMPHIS	5/26 - 5/31																								
Series 11	 @ Columbus	6/2 - 6/7																								
Series 12	 LAS VEGAS	6/9 - 6/14																								
Series 13	 @ St. Paul	6/16 - 6/21																								
Series 14	 COLUMBUS	6/23 - 6/28																								
Series 15	 INDIANAPOLIS	6/30 - 7/5																								
Series 16	 @ Louisville	7/7 - 7/12																								
Series 17	 LEHIGH VALLEY	7/17 - 7/19																								
Series 18	 @ Salt Lake	7/21 - 7/26																								
Series 19	 ST. PAUL	7/28 - 8/2																								
Series 20	 @ Toledo	8/4 - 8/9																								
Series 21	 @ Columbus	8/11 - 8/16																								
Series 22	 ROCHESTER	8/18 - 8/23																								
Series 23	 @ Iowa	8/25 - 8/30																								
Series 24	ST. PAUL	9/1 - 9/6																								
Series 25	@ Indianapolis	9/8 - 9/13																								
Series 26	IOWA	9/15 - 9/20																								

SERIES WINS: 2 (1 at Home, 1 on Road)

SERIES LOSSES: 1 (0 at Home, 1 on Road)

SERIES SPLITS: 0 (0 at Home, 0 on Road)

#	PITCHERS (21)	ACTIVE DATES	CURRENT TEAM (IF NOT OMAHA)
58	Luinder Avila	3/27-4/2 , 4/9-	
36	Ryan Bergert	3/27-4/9	Omaha Storm Chasers 7-day Injured List
37	Mason Black	3/27-	
55	Ethan Bosacker	4/2-	
63	Eric Cerantola	3/27-	
64	Steven Cruz	3/27-3/31 , 4/9-	
33	Jose Cuas	3/27-	
44	Bailey Falter	4/15-	
61	Brandon Johnson	3/27-	
56	Stephen Kolek	4/14-	
22	Ben Kudrna	3/27-4/5	Omaha Storm Chasers 7-day Injured List
40	Chazz Martinez	4/7-	
34	Eli Morgan	3/27-4/3 , 4/5-4/8	KANSAS CITY ROYALS
47	Helcris Olivárez	3/27-	
32	Shane Panzini	3/27-	
57	Andrew Pérez	4/2-	
53	Ryan Ramsey	3/27-	
41	Aaron Sanchez	3/27-	
52	Ben Sears	4/10-	
45	Mitch Spence	3/27-4/8	KANSAS CITY ROYALS
43	Beck Way	3/27-	
#	CATCHERS (3)	ACTIVE DATES	CURRENT TEAM (IF NOT OMAHA)
48	Elias Díaz	3/27-	
17	Elih Marrero	3/27-4/1 , 4/4-4/7 , 4/14-	
11	Luca Tresh	3/27-	
#	INFIELDERS (8)	ACTIVE DATES	CURRENT TEAM (IF NOT OMAHA)
24	Brandon Drury	3/27-	
16	Connor Kaiser	3/27-	
12	Nick Loftin	4/7-	
18	Michael Massey	3/31-4/5	KANSAS CITY ROYALS
28	Kevin Newman	3/27-	
4	Josh Rojas	3/27-	
21	Abraham Toro	3/27-	
1	Peyton Wilson	3/27-4/11	Omaha Storm Chasers 7-day Injured List
#	OUTFIELDERS (4)	ACTIVE DATES	CURRENT TEAM (IF NOT OMAHA)
9	Gavin Cross	3/27-	
26	Kameron Misner	3/27-	
2	John Rave	3/27-	
8	Drew Waters	3/31-	

Active Players = Bold

MLB Rehab Appearances = Red Dates

TRIPLE-A OMAHA FRANCHISE RETIRED NUMBERS

- 5** **GEORGE BRETT** – Omaha Royals Infielder (1973-1974) *Number Retired Across Royals Organization*
- 10** **DICK HOWSER** – Kansas City Royals Manager (1981-1987) *Number Retired Across Royals Organization*
- 20** **FRANK WHITE** – Omaha Royals Infielder (1973) *Number Retired Across Royals Organization*
- 23** **MIKE JIRSCHLE** – Omaha Manager (1995-1997, 2003-2013, 2023-2025)
- 27** **BRIAN POLDBERG** – Omaha Manager (2014-2021)
- 31** **JACK McKEON** – Inaugural Omaha Manager (1969-1973)
- 42** **JACKIE ROBINSON** – First Black player in MLB history *Number Retired Across Baseball*

QUICK FACTS

GENERAL INFORMATION

Location.....Papillion, Nebraska
 Founded.....2011 (1969-2010: Omaha Royals/Golden Spikes)
 ColorsRoyal Blue (PMS 288), Gold (PMS 872), Light Blue (PMS 292)
 LeagueInternational League (Since 2021)
 Ownership.....Diamond Baseball Holdings (Since 2024)
 President & General Manager.....Martie Cordaro

TEAM INFORMATION

2025 Overall Record.....62-86 (.419 / T-17th in IL)
 2025 1st Half Record31-43 (.419 / 15th in IL)
 2025 2nd Half Record.....31-43 (.419 / 17th in IL)
 Overall Franchise Record.....3,988-3,981 (.501)
 Storm Chasers Record (2011-Pres.).....1,013-1,001 (.503)
 Home Record (Werner Park).....531-477 (.527)
 International League Record (2021-Pres.).....373-364 (.506)
 Franchise Playoff Record.....57-56 (.504)

STADIUM INFORMATION

FacilityWerner Park (Since November 11, 2010)
 Year Opened.....2011
 First Storm Chasers Game...April 16, 2011 vs. Nashville Sounds
 Capacity.....9,023 (6,254 Fixed Seats)
 Dimensions.....LF 310, CF 402, RF 315

PRO-NUN-SEE-AY-SHUNS

PLAYERS

- 11 LUCA Tresh.....*loo-cuh*
- 16 Connor KAISER.....*ky-zurr*
- 17 ELIH MARRERO.....*EE-lie muh-RARE-ro*
- 22 Ben KUDRNA.....*kooder-NAH*
- 24 Brandon DRURY.....*drur-ee*
- 26 Kameron MISNER.....*MIYZ-ner*
- 32 Shane PANZINI.....*pan-zee-nee*
- 33 Jose CUAS.....*kwas*
- 36 Ryan BERGERT.....*Bur-gurt*
- 47 HELCRIS OLIVÁREZ.....*hell-crees oh-lee-vah-rez*
- 48 ELIAS DÍAZ.....*ee-LEE-iss DEE-az*
- 55 Ethan BOSACKER.....*BO-sack-er*
- 58 LUINDER AVILA.....*loo-ween-der AH-vee-luh*
- 63 Eric CERANTOLA.....*sair-ann-TOE-la*

COACHES

- Tripp KEISTER.....*KEY-ster*
- David LUNDQUIST.....*LUND-kwist*
- BIJAN RADEMACHER.....*bee-JAHN rah-da-MAKE-er*



SCAN FOR PRONUNCIATION AUDIO

OMAHA ALUMNI 2026 MLB DEBUTS

2026 #	PLAYER (OMA SEASONS)	MLB DEBUT / TEAM
1.	RHP Ryan Weiss (2022-23)	3/27/26 vs. LAA (1.0 IP, 1 ER, 2 K) / HOU
2.		











FIELD AND SUPPORT STAFF

- Manager.....#13 Patrick Osborn (2nd Year in Omaha, 1st as Manager, 2nd with KC)
 All Time Minor League Managerial Record.....385-317 (.548)
- Pitching Coach.....Dane Johnson (7th Year in Omaha, 7th with KC)
- Asst. Pitching Coach.....Dave Lundquist (3rd Year in Omaha, 3rd with KC)
- Hitting Coach.....#14 Bijan Rademacher (4th Year in Omaha, 4th with KC)
- Assistant Coach.....#17 Tripp Keister (2nd Year in Omaha, 3rd with KC)
- Athletic Trainer.....James Stone (7th Year in Omaha, 16th with KC)
- Athletic Trainer.....Amanda Gallone (2nd Year in Omaha, 2nd with KC)
- Strength & Conditioning.....CJ Mikkelsen (3rd Year in Omaha, 7th with KC)
- Clubhouse Coordinator.....Mike Brown (20th Year in Omaha, 20th with KC)
- Asst. Video Coordinator.....Ben Nicholas (3rd Year in Omaha, 4th with KC)
- Nutrition Fellow.....Alyssa Druey (1st Year in Omaha, 1st with KC)
- Bullpen Catcher.....Josh Mazur (15th Year in Omaha, 15th with KC)

2026 UNIFORM RECORDS

STANDARD UNIFORMS (AUTHENTIC COLLECTION)

SPECIALTY/THEME UNIFORMS

Blue Vortex (3-3)	Blue O-Bolt (3-5)	Powder SC (2-0)	Throwback (2-0)	Black O-Bolt	Patriotic	Runza					
Home: 3-3 Road: 0-0	Home: 0-0 Road: 3-5	Home: 2-0 Road: 0-0	Home: 2-0 Road: 0-0	Home: 0-0 Road: 0-0	Home: 0-0 Road: 0-0	Home: 0-0 Road: 0-0					
											
Home: 3-3 Road: 0-0	Home: 0-0 Road: 2-4	Home: 0-0 Road: 1-1	Home: 2-0 Road: 0-0	Home: 2-0 Road: 0-0	Home: 0-0 Road: 0-0	Home: 0-0 Road: 0-0	Home: 0-0 Road: 0-0	Home: 0-0 Road: 0-0	Home: 0-0 Road: 0-0	Home: 0-0 Road: 0-0	Home: 0-0 Road: 0-0

RECENT TRANSACTIONS

DATE	PLAYER	TRANSACTION	DATE	PLAYER	TRANSACTION
3/26	Kansas City Royals announce 2026 Breaking Roster		20.	+ RHP Ryan Bergert	Placed on the 7-day Injured List
1. 3/29	+ OF Drew Waters	Sent outright to Omaha	21.	4/10 + RHP Ben Sears	Transferred to Omaha from NW Arkansas (AA)
2. 3/31	+ INF Michael Massey	Sent to Omaha for Major League Rehab Assignment	22.	4/12 - INF Peyton Wilson	Placed on the 7-day Injured List
3. 4/1	- RHP Steven Cruz	Recalled by KANSAS CITY	23.	4/14 + C Elih Marrero	Reinstated from the Development List
4. 4/2	- C Elih Marrero	Placed on Development List	24.	+ RHP Stephen Kolek	Sent to Omaha for Major League Rehab Assignment
5.	+ LHP Andrew Pérez	Transferred to Omaha from NW Arkansas (AA)	25.	4/15 + LHP Bailey Falter	Sent to Omaha for Major League Rehab Assignment
6.	+ RHP Ethan Bosacker	Transferred to Omaha from NW Arkansas (AA)			
7. 4/1	- RHP Luinder Avila	Recalled by KANSAS CITY			
8. 4/4	+ C Elih Marrero	Reinstated from Development List			
9.	- RHP Eli Morgan	Recalled by KANSAS CITY			
10.	+ RHP Eli Morgan	Optioned to Omaha			
11. 4/6	- INF Michael Massey	Returned to KANSAS CITY from Major League Rehab Assignment			
12.	+ INF Nick Loftin	Optioned to Omaha			
13.	- RHP Ben Kudrna	Placed on 7-Day Injured List			
14. 4/7	+ LHP Chazz Martinez	Reinstated from 7-Day Injured List			
15. 4/8	- C Elih Marrero	Placed on Development List			
16. 4/9	- RHP Eli Morgan	Recalled by KANSAS CITY			
17.	- RHP Mitch Spence	Recalled by KANSAS CITY			
18.	+ RHP Steven Cruz	Optioned to Omaha			
19.	+ RHP Luinder Avila	Optioned to Omaha			

36 DIFFERENT PLAYERS HAVE APPEARED IN A GAME FOR OMAHA IN 2026: 15 HITTERS, 21 PITCHERS

2026 BREAKING ROSTER

Pitchers (15): RHP Luinder Avila, RHP Ryan Bergert, RHP Mason Black, RHP Eric Cerantola, RHP Jose Cuas, RHP Steven Cruz, RHP Brandon Johnson, RHP Ben Kudrna, RHP Eli Morgan, LHP Helcris Olivárez, RHP Shane Panzini, LHP Ryan Ramsey, RHP Aaron Sanchez, RHP Mitch Spence, RHP Beck Way

Catchers (3): Elias Díaz, Elih Marrero, Luca Tresh

Infielders (6): Brandon Drury, Connor Kaiser, Kevin Newman, Josh Rojas, Abraham Toro, Peyton Wilson

Outfielders (3): Gavin Cross, Kameron Misner, John Rave