



**SOD
POODLES
BASEBALL
CLUB**

NEWS & NOTES

HODGETOWN

715 S. BUCHANAN ST

AMARILLO, TEXAS 79101

806-803-7762

TWITTER: @SODPOODLES

Sod Poodles PR Department: Director, Cory Hilborne - CoryH@SodPoodles.com, 806-803-9614

Arkansas Travelers (62-49, 17-25)

RHP Alex Valverde (0-0, 3.00 ERA)

VS.

Amarillo Sod Poodles (61-51, 27-16)

RHP Jamison Hill (6-6, 4.97 ERA)

Saturday, August 19, 2023 • 7:05 PM CT • HODGETOWN • Radio: KVWE-102.9 FM • Game 113 • Home Game 56

UPCOMING GAMES

| DAY | DATE | OPPONENT | PROBABLE PITCHERS | TIME (CT) | RADIO |
|------|--------|----------|--------------------------------|-----------|---------------|
| Sun | Aug 20 | vs ARK | RHP Kyle Tyler (6-9, 5.99 ERA) | 6:05 PM | KVWE-102.9 FM |
| Tues | Aug 22 | @ SA | TBA | 7:05 PM | KVWE-102.9 FM |
| Wed | Aug 23 | @ SA | TBA | 7:05 PM | KVWE-102.9 FM |

SEASON RESULTS

| Date | Site | Result |
|------|---------|---------|
| 8/15 | vs. ARK | W, 8-7 |
| 8/16 | vs. ARK | W, 17-6 |
| 8/17 | vs. ARK | L, 8-6 |
| 8/18 | vs. ARK | W, 6-5 |
| 8/19 | vs. ARK | |
| 8/20 | vs. ARK | |
| 9/5 | @ ARK | |
| 9/6 | @ ARK | |
| 9/7 | @ ARK | |
| 9/8 | @ ARK | |
| 9/9 | @ ARK | |
| 9/10 | @ ARK | |

ARKANSAS SERIES CAPSULE

2023 at Home: 3-1
2023 on Road: 0-0
All-Time at Home: 9-7
All-Time on Road: 5-8
All-Time Totals: 14-15

STREAKS

Last 5 Games: 4-1
Last 10 Games: 7-3
Longest 2023 Winning Streak: 7
Longest 2023 Losing Streak: 4 (2x)
All-Time W/L: 259-246

LEAGUE STANDINGS

TEXAS LEAGUE 2ND HALF

| North (W-L-PCT-GB) | | | |
|--------------------|-------|------|-----|
| WICHITA | 23-20 | .535 | - |
| NW ARKANSAS | 22-20 | .524 | 0.5 |
| SPRINGFIELD | 20-23 | .465 | 3.0 |
| ARKANSAS | 17-25 | .405 | 5.5 |
| TULSA | 16-27 | .372 | 7.0 |
| South (W-L-PCT-GB) | | | |
| AMARILLO | 27-16 | .628 | - |
| MIDLAND | 24-19 | .558 | 3.0 |
| FRISCO | 23-20 | .535 | 4.0 |
| CORPUS CHRISTI | 22-21 | .512 | 5.0 |
| SAN ANTONIO | 20-23 | .465 | 7.0 |

OVERALL

| North (W-L-PCT-GB) | | | |
|--------------------|-------|------|------|
| *ARKANSAS | 62-49 | .559 | - |
| TULSA | 57-55 | .509 | 5.5 |
| SPRINGFIELD | 54-58 | .482 | 8.5 |
| NW ARKANSAS | 51-60 | .459 | 11.0 |
| WICHITA | 51-60 | .459 | 11.0 |
| South (W-L-PCT-GB) | | | |
| AMARILLO | 61-51 | .545 | - |
| *SAN ANTONIO | 57-55 | .509 | 4.0 |
| MIDLAND | 56-56 | .500 | 5.0 |
| CORPUS CHRISTI | 55-57 | .491 | 6.0 |
| FRISCO | 54-57 | .486 | 6.5 |

* Clinched 1st half

TEAM LEADERS

AVERAGE: .267 - Roberts
HITS: 98 - Vukovich
2B: 19 - Vukovich
TRIPLES: 7 - Roberts
HOME RUNS: 20 - Vukovich
RBI: 83 - Vukovich
OPS: .902 - Roberts
SB: 17 - Castillo
SO (P): 131 - Albright
SAVES: 8 - Backhus
ERA: 3.93 - Grammes
WINS: 7 - Albright

ATTENDANCE

Last: 5,804
Total: 283,902
Average: 5,453
No. of Sellouts: 21

BOMBS AWAY: Amarillo has hit 32 home runs in 16 games during the month of August, already the third-most HR in any single month this season. Amarillo tied the franchise high with 43 home runs last month. The 161 home runs hit this season are the second-most among all Double-A clubs and are tied for the 13th most in the minors this year. The Salem Red Sox (Low-A, Boston) have the fewest home runs of any full-season minor league club this year with 47 in 109 games.

D'ORG RANKS: J.J. D'Orazio has hits in 14 of his first 21 games with Amarillo. D'Orazio currently ranks fifth in the D-backs farm system this year among all qualified players with his .301 AVG. He is also T-4th with 22 doubles, fifth with 102 hits, and 10th with his 156 total bases. He also ranks T-10th in XBH (34) and is 10th in SLG (.460)

ALWAYS ON: A.J. Vukovich extended his current on-base streak to 10 games with a multi-hit effort on Thursday. He now sits at 98 hits on the year, seven away from the most by a Sod Poodle this year. His 83 RBI are the second-most in a single-season in team history, while his 20 home runs are the third-most.

YESTERDAY, TODAY, AND TOMORROW?: For the second time this season, D-backs' no.5-rated prospect Deyvison De Los Santos has homered in consecutive games. After hitting an opposite-field shot on Thursday, De Los Santos went right back to the well on Friday night. His two-run home run came off that bat at 114 MPH and landed halfway up the right-field berm for his 13th home run of the season. His last back-to-back games with a home run came on July 18-19 against the Wichita Wind Surge. His 13 home runs are the most ever at one single level of his career and now has him nine off his single-season career-best of the 22 home runs he hit last season between three different levels of the minors. Since returning from the complex after the all-star break, De Los Santos is hitting .313 (36-for-115) with six home runs, seven doubles, a triple, and 20 RBI. He has raised his season AVG from .206 on July 30th to where it sits now at .240 over his last 28 games.

JUAN SWING OF THE BAT: In this case it was three swings for Juan Centeno. The veteran catcher matched his season-high with a three-hit night on Friday night. It included a pair of doubles, including the go-ahead RBI double in the bottom of the eighth with two outs. His last three-hit night came back on June 1st against Springfield and was his first multi-hit game since June 23rd on the road against Corpus Christi.

RAKE-Y CASTILLO: Neyfy Castillo picked up his second multi-hit game of the series after going 2-for-4 with the game-tying two-RBI single in the eighth. Castillo is hitting 7-for-15 with three home runs, two doubles, 11 RBI, and has scored seven times this week. This comes after he went just 1-for-16 with a walk, run, and 11 strikeouts in the series in Tulsa. Over his last 30 games since the beginning of July, Castillo is hitting .272 (31-for-114) with nine home runs, six doubles, and 28 RBI.

NOT DEAD YET AND VERY GRATEFUL: Entering Friday night's game, Amarillo was 4-41 when trailing after the seventh inning in games this year. The four-run bottom of the eighth helped the Sod Poodles to pick up their fifth win of the year when down after the seventh.

BEARY NICE: Christian Montes De Oca collected his fifth save of the year with a shutdown top of the ninth that included a pair of strikeouts - including the final out of the game. Montes De Oca has now capitalized on five of seven saves this year. He now has 18 saves since the start of last season, the most in the Arizona Diamondbacks farm system. He holds a four-save lead over fellow Sod Poodle, Kyle Backhus who has 14 saves during the same time span.

JESUS HITS: Playing in his second game as a position player and his first at home, Jesus Valdez started the eighth-inning rally with a leadoff double. It was his fourth hit for Amarillo and his second extra-base hit after hitting a home run last Sunday in Tulsa.

SOD POODLES BREAKDOWN

At Home: 31-24
On the Road: 30-27
Day Games: 8-6
Night Games: 52-45
vs. RHP: 51-43
vs. LHP: 10-8
First Half: 34-35
Second Half: 27-16
April: 11-10
May: 10-16
June: 15-10
July: 15-9
August: 10-6
September: 0-0
Monday: 2-0
Tuesday: 7-10
Wednesday: 12-6
Thursday: 8-10
Friday: 5-13
Saturday: 16-4
Sunday: 11-8

Scoring First: 33-21
Opponent Scoring First: 28-30
Extra Innings: 2-3
Doubleheaders: 6-2
Commit An Error: 35-31
Commit No Errors: 26-20
Walk-Off Wins: 4
Walk-Off Losses: 3

vs. North 1st Half: 7-5
vs. South 1st Half: 27-30
vs. North 2nd Half: 19-9
vs. South 2nd Half: 8-7

Scoring 4+ Runs: 53-33
Opp. Scoring 4+ Runs: 29-49
Scoring 3 Or Fewer Runs: 8-18
Opp. Scoring 3 Or Fewer Runs: 32-22
Out-Hit Opponent/Tie: 49-19
Out-Hit By Opponent: 12-32
Lead After 6: 44-11
Trail After 6: 10-38
Tied After 6: 7-2
Lead After 7: 49-6
Trail After 7: 5-41
Tied After 7: 6-4
Lead After 8: 50-2
Trail After 8: 1-44
Tied After 8: 4-5

Series (W-L-T): 7-5-7

Game 1: 8-12
Game 2: 14-5
Game 3: 9-10
Game 4: 7-11
Game 5: 14-3
Game 6: 9-8
Series Sweeps: 1
Series Been Swept: 0



STARTING PITCHER



#16 JAMISON HILL - RHP

| | | | |
|--------------|-------------|------------|--------------------------------------|
| HEIGHT: 6'1" | WEIGHT: 180 | B/T: R/R | AGE: 23 (3/28/1999 in San Diego, CA) |
| 22 G (21 GS) | 6-6 | 90/68 K/BB | 4.97 ERA |

| | | |
|---|---|--|
| LAST WIN: 8/13/2023 @ TUL | LAST SAVE: None | LONGEST 2023 OUTING: 7.0 Innings (2x, Last: 7/21 vs WCH) |
| LAST HOME RUN ALLOWED: 8/8/2023 @ TUL (Diego Cartaya, 4th inning, Solo) | CAREER VS. ARK: 1 G, 0-0, 11.25 ERA, 4.0 IP, 7 H, 5 R, 5 ER, 2 HR, 2 BB | |

- Rated the 50th best right hander in California by Perfect Game in 2017.
- Signed by the Arizona Diamondbacks as a minor league free agent on July 22, 2021 out of Fresno State (Fresno, CA).
- Made his professional and Low-A debut on 9/9/2021 in Visalia threads and went 4.0 innings and allowed one (1) unearned run on two (2) hits while punching out three (3) batters.
- He only played one (1) other game in 2021 (9/16) where he held his opponent scoreless through 3.0 innings while walking two (2) and punching out three (3) in the process.
- In his first game at HODGETOWN (9/1/2022 vs. FRI), went 4.0 innings and allowed just one (1) earned run on two (2) knocks and two (2) walks while punching out a pair of batters, good for his best outing at HODGETOWN in 2022 with his only other outing being on 9/7 (4.0 IP, 7 H, 5 ER, 2 BB).
- On 7/29/2022, he set a Hillsboro Hops franchise record 13 punch outs in a single contest, also good for his career high in a single game.
- During his time as a Hop across 21 games (4/14-8/21/2022), held the throne for wins (7), punch outs (115) and innings pitched (103.1) among qualified players...Additionally, he shared 1st place in GS (21).

CAREER STATS

| YEAR | TEAM | W-L | ERA | G | GS | CG | SHO | IP | H | R | ER | HR | HB | BB | SO | WP | GIDP | BAA |
|---------------------|----------------|-------|------|----|----|----|-----|-------|-----|-----|-----|----|----|-----|-----|----|------|------|
| 2021 | Visalia (A-) | 0-0 | 0.00 | 2 | 2 | 0 | 0 | 7.0 | 4 | 1 | 0 | 0 | 0 | 2 | 6 | 0 | 0 | .167 |
| 2022 | Visalia (A-) | 0-1 | 4.50 | 1 | 0 | 0 | 0 | 4.0 | 4 | 3 | 2 | 0 | 0 | 2 | 2 | 0 | 0 | .286 |
| | Hillsboro (A+) | 7-7 | 4.35 | 21 | 21 | 0 | 0 | 103.1 | 82 | 56 | 50 | 9 | 7 | 46 | 115 | 12 | 6 | .216 |
| | Amarillo (AA) | 1-0 | 6.30 | 5 | 4 | 0 | 0 | 20.0 | 26 | 14 | 14 | 4 | 1 | 8 | 12 | 2 | 1 | .321 |
| 2023 | Amarillo (AA) | 6-6 | 4.97 | 22 | 21 | 0 | 0 | 99.2 | 88 | 58 | 55 | 13 | 9 | 68 | 90 | 7 | 7 | .233 |
| MINOR LEAGUE TOTALS | | 14-14 | 4.65 | 51 | 48 | 0 | 0 | 234.0 | 204 | 132 | 121 | 26 | 17 | 126 | 225 | 21 | 14 | .233 |

2023 HIGHS

INNINGS: 7.0 IP (2x, Last: 7/21 vs WCH)
HITS: 8 (8/8 @ TUL)
RUNS: 8 (7/1 vs. TUL)
EARNED RUNS: 7 (8/8 @ TUL)
STRIKEOUTS: 7 (4/21 @ NWA)
WALKS: 5 (3x, Last: 8/2 vs. CC)
HOME RUNS: 2 (4x, Last: 8/8 @ TUL)
CONSECUTIVE WINS: 3 (7/8 (1) - 7/21)
CONSECUTIVE LOSSES: 2 (5/9-14 vs MID)
SHORTEST START: 2.0 IP (5/14 vs. MID, G2)
PITCHES THROWN: 103 (8/2 vs. CC)

CAREER HIGHS

INNINGS: 7.0 IP (3x, Last: 7/21/23 vs WCH)
HITS: 8 (2x, Last: 8/8/23 @ TUL)
RUNS: 8 (7/1/23 vs. TUL)
EARNED RUNS: 7 (2x, Last: 8/8/23 @ TUL)
STRIKEOUTS: 13 (7/29/22 @ EUG (HIL))
WALKS: 5 (5x: Last: 8/2/23 vs. CC)
HOME RUNS: 2 (7x, Last: 8/8/23 @ TUL)
CONSECUTIVE WINS: 3 (2x, Last: 7/8 (1) - 7/21/23)
CONSECUTIVE LOSSES: 2 (3x: Last - 5/9-14/23)
SHORTEST START: 1.2 IP (6/23/2022 vs. VAN (HIL))
PITCHES THROWN: 103 (8/2/2023 vs. CC)

2023 SPLITS

VS. RIGHT: .226/.351/.387, 52 H, 14 2B, 3B, 7 HR, 32 RBI, 52 K, 36 BB
VS. LEFT: .245/.378/.415, 36 H, 7 2B, 6 HR, 23 RBI, 38 K, 32 BB
HOME: 11 G, 3-2, 5.08 ERA, 51.1 IP, 41 H, 29 ER, 8 HR, 43 K, 37 BB
ROAD: 11 G, 3-4, 4.84 ERA, 48.1 IP, 47 H, 26 ER, 5 HR, 47 K, 31 BB
W/ RISP: .232/.338/.420, 26 H, 6 2B, 5 HR, 45 RBI, 29 K, 17 BB
DAY: 3 G, 1-2, 4.50 ERA, 12.0 IP, 6 ER, 7 H, 2 HR, 9 K, 11 BB
NIGHT: 19 G, 5-4, 5.03 ERA, 87.2 IP, 81 H, 49 ER, 11 HR, 81 K, 57 BB
TEAM W/L IN STARTS: 12-9

OPPOSING STARTER - RHP ALEX VALVERDE (0-0, 3.00 ERA)

CAREER VS. AMA: FIRST APPEARANCE

BATTER-PITCHER MATCH-UPS (ACTIVE ROSTER, 2023)

SOD POODLES VS. ALEX VALVERDE:

| PLAYER | H | AB | AVG | XBH | HR | RBI | BB | SO |
|------------------|---|----|-----|-----|----|-----|----|----|
| Tawa, T | | | | | | | | |
| Roberts, C | | | | | | | | |
| Vukovich, A | | | | | | | | |
| Melendez, I | | | | | | | | |
| Beer, S | | | | | | | | |
| De Los Santos, D | | | | | | | | |
| Castillo, N | | | | | | | | |
| Vicuña, K | | | | | | | | |
| Dalesandro, N | | | | | | | | |

TRAVELERS VS. JAMISON HILL:

| PLAYER | H | AB | AVG | XBH | HR | RBI | BB | SO |
|--------------|---|----|-----|-----|----|-----|----|----|
| Clase, J | | | | | | | | |
| Packard, S | | | | | | | | |
| Perez Jr., R | | | | | | | | |
| Rodriguez, A | | | | | | | | |
| Gilliam, I | | | | | | | | |
| Morgan, J | | | | | | | | |
| Anchia, J | | | | | | | | |
| Hoover, C | | | | | | | | |
| Rivas, L | | | | | | | | |



2023 HIGHS: Hits - 4, Runs - 3, RBI - 3, HR - 1, 2B - 2, 3B - 0, BB - 2, K - 3, SB - 0

2023 SPLITS:

| | | |
|--|---|--------------------------------|
| LAST GAME: 0-for-4 | LAST HOME RUN: 8/5 vs CC off VanWey (Solo) | CURRENT HITTING: 0 |
| ARK SERIES: 3-for-12, 2B, 2 RBI, 2 R, BB, 2 K | LAST MULTI-HIT GAME: 8/16 vs ARK (2-for-5) | SEASON LONG HITTING: 6 |
| TUL SERIES: 2-for-21, R, 2 BB, 8 K | | CURRENT ON-BASE: 0 |
| | | SEASON-LONG ON-BASE: 14 |

#12 NEYFY CASTILLO - INF

2023 HIGHS: Hits - 4, Runs - 3, RBI - 5, HR - 2, 2B - 2, 3B - 1, BB - 2, K - 4, SB - 1

2023 SPLITS:

| | | |
|---|--|--------------------------------|
| LAST GAME: 2-for-4, 2 RBI, R, K | LAST HOME RUN: 8/16 vs ARK off Semple (2-Run) | CURRENT HITTING: 1 |
| ARK SERIES: 7-for-15, 3 HR, 2 2B, 11 RBI, 7 R, 2 BB, 4 K | LAST MULTI-HIT GAME: 8/16 vs ARK (4-for-5) | SEASON LONG HITTING: 14 |
| TUL SERIES: 1-for-16, BB, R, 11 K | | CURRENT ON-BASE: 4 |
| | | SEASON-LONG ON-BASE: 15 |

#8 JUAN CENTENO - C

2023 HIGHS: Hits - 3, Runs - 2, RBI - 2, HR - 1, 2B - 2, 3B - 0, BB - 2, K - 3, SB - 1

2023 SPLITS:

| | | |
|---|--|---|
| LAST GAME: 3-for-3, 2 2B, RBI ARK SERIES: 4-for-8, 2 2B, RBI, R, 2 K TUL SERIES: 2-for-8, R, 2 BB, K | LAST HOME RUN: 4/13 vs. CC off Cobos LAST MULTI-HIT GAME: 8/18 vs ARK (3-for-4) | CURRENT HITTING: 5 SEASON LONG HITTING: 7 CURRENT ON-BASE: 11 SEASON-ON-BASE: 11 |
|---|--|---|

#9 S.P. CHEN - INF

2023 HIGHS: Hits - 2, Runs - 1, RBI - 2, HR - 1, 2B --, 3B - 1, BB - 2, K - 3, SB --

2023 SPLITS:






| | | |
|---|--|-------------------------------|
| LAST GAME: 0-for-3, 2 K | LAST HOME RUN: 8/12 @ TUL off Ryan (2-Run) | CURRENT HITTING: 0 |
| ARK SERIES: 2-for-7, 3B, 2 RBI, 2 K | LAST MULTI-HIT GAME: 8/17 vs. ARK (2-for-4) | SEASON LONG HITTING: 4 |
| TUL SERIES: 1-for-4, HR, 2 RBI, R, 3 K | | CURRENT ON-BASE: 0 |
| | | SEASON-LONG ON-BASE: 4 |

#2 J.J. D'ORAZIO - C

2023 HIGHS: Hits - 3, Runs - 1, RBI - 1, HR --, 2B - 1, 3B - 1, BB - 1, K - 2, SB --

2023 SPLITS:

| | | |
|--|---|-------------------------------|
| LAST GAME: 0-for-4, K | LAST HOME RUN: 7/9 vs VAN (A+) off Harrison (Solo) | CURRENT HITTING: 0 |
| ARK SERIES: 2-for-12, RBI, R, 3 K | LAST MULTI-HIT GAME: 8/17 vs ARK (2-for-4) | SEASON LONG HITTING: 8 |
| TUL SERIES: 3-for-17, 2B, 2 RBI, R, 3 K | | CURRENT ON-BASE: 0 |
| | | SEASON-LONG ON-BASE: 8 |

 Traded to the Arizona Diamondbacks from the Toronto Blue Jays on Sept. 1, 2021 along with LHP Yaifer Perdomo as the PTBNL in the Joakim Soria trade.
 **Currently ranked as the D-backs' no. 25 rated prospect (MLB Pipeline)**
 Hit just two home runs during his first two professional seasons in the Blue Jays system (74 games)...**Has hit 10 in 175 games with ARI.**
 **Has a hit in 14 of his first 21 Double-A games with 6 XBH...**First 3-hit night with Amarillo on July 29 at Midland.
 **Ranks in the top 10 in the D-backs farm system this year in: 2B (22, T-4th), hits (102, 5th), AVG (.301, 5th), XBH (34, T-10th), SLG (.460, 10th), and total bases (156, 10th)**

| #5 NICK DALESANDRO - OF | | | | | 2023 HIGHS: Hits - 3, Runs - 3, RBI - 3, HR - 1, 2B - 1, 3B - 1, BB - 2, K - 3, SB - 2 | | | | | | | | | | | | | | |
|-----------------------------------|------|------|------|-----|--|--|----------|----|-----------------------------------|-----|----|--------|-------------------------|--------------|--------|------|------|------|--|
| HEIGHT: 5'11" | | | | | WEIGHT: 175 | | B/T: R/R | | AGE: 26 (10/3/1996 in Joliet, IL) | | | | | 2023 SPLITS: | | | | | |
| G | AVG | OBP | SLG | AB | R | H | 2B | 3B | HR | RBI | BB | SB/ATT | SO | V. RHP | V. LHP | HOME | AWAY | RISP | |
| 56 | .224 | .301 | .291 | 165 | 27 | 37 | 4 | 2 | 1 | 12 | 17 | 16/19 | 44 | .226 | .219 | .259 | .190 | .209 | |
| LAST GAME: 1-for-4, 2 K | | | | | | LAST HOME RUN: 7/4 @ SPR off Hence (Solo) | | | | | | | CURRENT HITTING: 1 | | | | | | |
| ARK SERIES: 1-for-3, R, 2 K | | | | | | LAST MULTI-HIT GAME: 7/8 (2) @ SPR (2-for-4) | | | | | | | SEASON LONG HITTING: 13 | | | | | | |
| TUL SERIES: 1-for-4, 3 R, 2 SB, K | | | | | | | | | | | | | CURRENT ON-BASE: 1 | | | | | | |
| | | | | | | | | | | | | | SEASON-LONG ON-BASE: 13 | | | | | | |

- 🐾 Logged 42 combined games across three levels in 2019, hitting .256 (34-for-133), ending the year with a hit in 15 of his final 19 games played.
- 🐾 Played the entire 2021 season with High-A Hillsboro with 57 games behind the plate (53 GS), 15 games in RF (14 GS), and three games in LF (2 GS), hitting his first career HR on 6/9 vs TRI, an inside-the-park HR.
- 🐾 Posted his first 3-hit game in 2023 on June 15 vs SA....First 3-hit game since June 4, 2022 vs MID.
- 🐾 Hit his first home run of the 2023 season on July 4 @ SPR...Was just his fourth professional home run and third out of the park home run.
- 🐾 Logged the longest hit streak of his professional career with his 13-game stretch from May 28 - July 4....Previous career-long was nine games.

| #13 DEYVISON DE LOS SANTOS - INF | | | | | | | | | | 2023 HIGHS: Hits - 3, Runs - 3, RBI - 3, HR - 1, 2B - 2, 3B - 1, BB - 2, K - 3, SB - 1 | | | | | | | | | | | | | | |
|---|------|------|------|-----|-------------|--|----|----|----|--|----|-------------------------|-----|-------|--|------|------|------|--|--------------|--|--|--|--|
| HEIGHT: 6'1" | | | | | WEIGHT: 185 | | | | | B/T: R/R | | | | | AGE: 20 (6/21/1993 in Santo Domingo, Dominican Republic) | | | | | 2023 SPLITS: | | | | |
| G | AVG | OBP | SLG | AB | R | H | 2B | 3B | HR | RBI | BB | SB/ATT | SO | V.RHP | V.LHP | HOME | AWAY | RISP | | | | | | |
| 91 | .240 | .290 | .384 | 362 | 54 | 87 | 11 | 1 | 13 | 47 | 23 | 3/3 | 101 | .241 | .238 | .288 | .187 | .257 | | | | | | |
| LAST GAME: 1-for-4, HR, 2 RBI, R, 2 K | | | | | | LAST HOME RUN: 8/18 vs ARK off Joyce (2-Run) | | | | | | CURRENT HITTING: 6 | | | | | | | | | | | | |
| ARK SERIES: 6-for-18, 2 HR, 2B, 5 RBI, 4 R, 7 K | | | | | | LAST MULTI-HIT GAME: 8/16 vs ARK (2-for-5) | | | | | | SEASON LONG HITTING: 12 | | | | | | | | | | | | |
| TUL SERIES: 6-for-22, HR, 2B, 3 RBI, 7 R, 5 K | | | | | | | | | | | | CURRENT ON-BASE: 6 | | | | | | | | | | | | |
| | | | | | | | | | | | | SEASON-LONG ON-BASE: 16 | | | | | | | | | | | | |

- 🐾 Is currently ranked as the D-backs' no.5-rated prospect
- 🐾 Named the NWL Player of the Week (7/31/22), MiLB.com Organization All-Star (2022) and Single-A Postseason All-Star (Baseball America).
- 🐾 Won the batting title in the California League in 2022, hitting .329 in 78 games played for Visalia despite a promotion to Hillsboro on July 22, 2022.
- 🐾 Had a season-high 12-game hit streak (6/29 - 7/25) that included seven multi-hit games during the streak...Had a 14-game streak from 7/8-28/22
- 🐾 Since returning to the active roster on July 14th, he is hitting .313 (36-for-115) with seven doubles, six home runs, a triple, and 20 RBI.
- 🐾 Has been named D-backs' MiLB Player of the Month three times: June (2022), July (2022), July (2023).

| #43 IVAN MELENDEZ - INF | | | | | 2023 HIGHS: Hits - 3, Runs - 3, RBI - 4, HR - 2, 2B - 1, 3B - 1, BB - 1, K - 4, SB -- | | | | | | | | | | | | | | | | | | | |
|---|------|------|------|-----|---|----|----|----|----|--------------------|----|--------|----|-------|------------------------------------|------|------|------|--|--------------|--|--|--|--|
| HEIGHT: 6'3" | | | | | WEIGHT: 225 | | | | | B/T: R/R | | | | | AGE: 23 (1/24/2000 in El Paso, TX) | | | | | 2023 SPLITS: | | | | |
| G | AVG | OBP | SLG | AB | R | H | 2B | 3B | HR | RBI | BB | SB/ATT | SO | V.RHP | V.LHP | HOME | AWAY | RISP | | | | | | |
| 26 | .295 | .350 | .686 | 105 | 22 | 31 | 3 | 1 | 12 | 32 | 6 | 0/2 | 41 | .255 | .636 | .317 | .262 | .243 | | | | | | |
| LAST GAME: 1-for-5, 3 K | | | | | LAST HOME RUN: 8/16 vs ARK off Semple (Solo) | | | | | CURRENT HITTING: 4 | | | | | SEASON LONG HITTING: 7 | | | | | | | | | |
| ARK SERIES: 5-for-12, 2 HR, 4 RBI, 4 R, 2 BB, 5 K | | | | | LAST MULTI-HIT GAME: 8/16 vs ARK (2-for-4) | | | | | CURRENT ON-BASE: 4 | | | | | SEASON-LONG ON-BASE: 7 | | | | | | | | | |
| TUL SERIES: 4-for-20, 2 HR, 6 RBI, 2 R, 2 BB, 7 K | | | | | | | | | | | | | | | | | | | | | | | | |

- 🐾 Selected by the Arizona Diamondbacks in the 2nd round (#43 overall) of the 2022 MLB Draft out of the University of Texas.
- 🐾 Currently ranked as the D-backs' no. 8-rated prospect
- 🐾 Began 2023 with High-A Hillsboro where he hit .270 in 58 games while setting the Hops single-season franchise-record with 18 HR....Was named NWL Player of the Week on June 25 after becoming the first Hops player to hit for the Cycle at Ron Tonkin Field on June 23 vs Everett.
- 🐾 Currently leads the D-backs' system with 30 HR and is T-2nd in all MiLB... One of just 14 players to ever have a 30+ HR in the D-backs farm system.
- 🐾 Since arriving in AA on July 14th, is 1st for the most HR (12) and RBI (32), T-2nd in XBH (16), 3rd in TB (72), 4th in SLG (.686), and 8th in OPS (1.036).
- 🐾 Became just the second Amarillo player with more than one multi-HR game this season (A.J. Vukovich) doing so in his first seven games with Amarillo.










| #7 CALEB ROBERTS - OF | | | | | | | | | | 2023 HIGHS: Hits - 4, Runs - 3, RBI - 4, HR - 2, 2B - 2, 3B - 1, BB - 4, K - 4, SB - 1 | | | | | | | | | | | | | | |
|---|------|------|------|-----|-------------|----|----|----|----|--|----|--------|----|-------|---|------|------|------|--|-------------------------|--|--|--|--|
| HEIGHT: 6'1" | | | | | WEIGHT: 195 | | | | | B/T: L/R | | | | | AGE: 23 (2/9/2000 in West Palm Beach, FL) | | | | | 2023 SPLITS: | | | | |
| G | AVG | OBP | SLG | AB | R | H | 2B | 3B | HR | RBI | BB | SB/ATT | SO | V.RHP | V.LHP | HOME | AWAY | RISP | | | | | | |
| 76 | .267 | .376 | .526 | 285 | 63 | 76 | 18 | 7 | 14 | 52 | 48 | 11/13 | 94 | .275 | .211 | .321 | .214 | .298 | | | | | | |
| LAST GAME: 0-for-5, 3 K | | | | | | | | | | LAST HOME RUN: 8/6 vs CC, off Macuare (Solo) | | | | | | | | | | CURRENT HITTING: 0 | | | | |
| ARK SERIES: 1-for-9, 2B, RBI, 2 R, BB, 3 K | | | | | | | | | | LAST MULTI-HIT GAME: 8/11 @ TUL (2-for-3) | | | | | | | | | | SEASON LONG HITTING: 9 | | | | |
| TUL SERIES: 5-for-16, 2 2B, 3 RBI, 5 R, 7 BB, 4 K | | | | | | | | | | | | | | | | | | | | CURRENT ON-BASE: 0 | | | | |
| | | | | | | | | | | | | | | | | | | | | SEASON-LONG ON-BASE: 19 | | | | |

- 🐾 Had a season-high nine game hit streak, where he is hit .400 (16-for-40, 2 HR, 3 2B, 3B, 7 RBI, 3 BB, 8 R) from June 28-August 9
- 🐾 Became the first Sod Poodle to ever homer in four straight games, doing so from June 30 - July 3...Has hit 11 home runs since June 25 (37 G) including his first career grand slam on July 3...It was Amarillo's second in 2023, and the 13th overall in franchise-history.
- 🐾 Logged the second multi-HR game of his professional career on July 15 vs Frisco...Set his single-season career-high for HR during the performance.
- 🐾 Was named Texas League Player of the Week for June 26 - July 2 after hitting .438 (7-for-16) with 3 HR, 2 2B, 4 RBI, 3 BB, .550 OBP, 1.125 SLG vs Tulsa.
- 🐾 Set a career-high with a four-hit game on August 1 vs. CC where he fell a home run shy of the cycle...His seven triples currently leads the league.







| #10 TIM TAWA - OF | | | | | 2023 HIGHS: Hits - 3, Runs - 3, RBI - 5, HR - 2, 2B - 2, 3B - 1, BB - 2, K - 3, SB - 1 | | | | | | | | | | | | | | | | | |
|---|------|------|------|-----|--|----|----------|----|-------------------------------------|-----|----|--------|----|-------------------------|--------------|------|------|------|--|--|--|--|
| HEIGHT: 6'0" | | | | | WEIGHT: 196 | | B/T: R/R | | AGE: 23 (4/7/1999 in West Linn, OR) | | | | | | 2023 SPLITS: | | | | | | | |
| G | AVG | OBP | SLG | AB | R | H | 2B | 3B | HR | RBI | BB | SB/ATT | SO | V.RHP | V.LHP | HOME | AWAY | RISP | | | | |
| 94 | .257 | .338 | .474 | 342 | 61 | 88 | 15 | 1 | 19 | 66 | 43 | 8/15 | 95 | .262 | .231 | .291 | .224 | .286 | | | | |
| LAST GAME: 0-for-2, 2 BB, 2 R, K | | | | | LAST HOME RUN: 8/16 vs ARK off Benitez (2-Run) | | | | | | | | | CURRENT HITTING: 0 | | | | | | | | |
| ARK SERIES: 5-for-16, HR, 3 RBI, 5 R, 3 BB, K | | | | | LAST MULTI-HIT GAME: 8/17 vs ARK (2-for-5) | | | | | | | | | SEASON LONG HITTING: 10 | | | | | | | | |
| TUL SERIES: 6-for-20, 2 HR, 2 2B, 6 RBI, 4 R, 7 BB, 3 K | | | | | | | | | | | | | | CURRENT ON-BASE: 9 | | | | | | | | |
| | | | | | | | | | | | | | | SEASON-LONG ON-BASE: 13 | | | | | | | | |

- 🐾 Recorded his first career multi-HR game on 6/29 vs TUL, going 2-for-4 with two HR and five RBI...His five RBI also tied his career-high (June 17, 2021)
- 🐾 Hit his first career grand slam on July 9 on the road in Springfield...Included his second five RBI game in 2023 and third overall in his professional career.
- 🐾 He hit his 14th home run of the season on July 15 against Frisco which set a single-season career-high for home runs by the former Stanford Cardinal.
- 🐾 Set a single-season career-high for RBI with 55 on the season after a 3-RBI night on Aug. 1 vs CC...Previous high was 53 during the 2022 season.
- 🐾 Is one of just three players with more than one multi-HR game this season along with A.J. Vukovich and Ivan Melendez...Both games have come against TUL.







| #17 JESUS VALDEZ - INF | | | | | | | | | | | | | | |
|--|------|------|-------|----|---|---|----|----|----|-----|----|--------|----|--------|
| 2023 HIGHS: Hits - 3, Runs - 1, RBI - 3, HR - 1, 2B - 1, 3B --, BB --, K - 1, SB - 1 | | | | | | | | | | | | | | |
| HEIGHT: 5'9" WEIGHT: 175 B/T: R/R AGE: 25 (12/29/1997 in Bani, Dominican Republic) 2023 SPLITS: | | | | | | | | | | | | | | |
| G | AVG | OBP | SLG | AB | R | H | 2B | 3B | HR | RBI | BB | SB/ATT | SO | V. RHP |
| 3 | .500 | .500 | 1.000 | 8 | 2 | 4 | 1 | - | 1 | 3 | - | 1/1 | 2 | .429 |
| LAST GAME: 1-for-3, 2B, R, K ARK SERIES: 1-for-3, 2B, R, K TUL SERIES: 3-for-5, HR, 3 RBI, R, K | | | | | | | | | | | | | | |
| LAST HOME RUN: 8/13 @ TUL off Reyes (2-Run) LAST MULTI-HIT GAME: 8/13 @ TUL (3-for-5) | | | | | | | | | | | | | | |
| CURRENT HITTING: 2 SEASON LONG HITTING: 2 CURRENT ON-BASE: 2 SEASON-LONG ON-BASE: 2 | | | | | | | | | | | | | | |

 Originally signed by the Los Angeles Dodgers to a minor league contract on July 3, 2017
 Appeared in 60 games with the DSL Dodgers in 2018, hitting .230 with 11 doubles, four triples, six home runs, and 27 RBI
 Was traded to the Pittsburgh Pirates on August 31, 2018 for David Freese
 Appeared in 81 games in the Pirates organization between 2019-2021 where he hit .269 with 13 doubles, a triple, 10 home runs, and 42 RBI
 Had his best season with PIT during the 2019 season with SS-Rk Bristol, hitting .292 in 55 games (12 2B, 3B, 5 HR, 34 RBI)
 After hitting a combined .212 in 26 games between High-A and Double-A in 2021, was released by the Pirates on July 28th, 2021
 Appeared in 48 games with the Ogden Raptors in 2022, hitting .378 with 20 XBH and 53 RBI.
 Signed by the Arizona Diamondbacks on Oct. 25, 2022 and assigned to Hillsboro...In 65 games with the Hops, hit .233 (12 2B, 4 3B, 10 HR, 38 RBI).
 Hit a HR in his first appearance as a position player with Amarillo on 8/13 @ TUL...Went 3-for-5 with three RBI.

| #1 KEVIN VICUNA - INF | | | | | | | | | | | | | | |
|--|------|------|------|----|----|----|----|----|----|-----|----|--------|----|--------|
| 2023 HIGHS: Hits - 4, Runs - 3, RBI - 3, HR - 1, 2B - 1, 3B - 0, BB - 2, K - 2, SB - 0 | | | | | | | | | | | | | | |
| HEIGHT: 6'0" WEIGHT: 140 B/T: R/R AGE: 25 (1/14/1998 in Puerto La Cruz, Venezuela) 2023 SPLITS: | | | | | | | | | | | | | | |
| G | AVG | OBP | SLG | AB | R | H | 2B | 3B | HR | RBI | BB | SB/ATT | SO | V. RHP |
| 30 | .272 | .356 | .446 | 92 | 19 | 25 | 4 | 0 | 4 | 11 | 10 | 0/0 | 17 | .280 |
| LAST GAME: 1-for-3, BB, R ARK SERIES: 4-for-12, HR, RBI, 5 R, BB, K TUL SERIES: 6-for-15, HR, 2B, 4 RBI, 3 R, K | | | | | | | | | | | | | | |
| LAST HOME RUN: 8/15 vs ARK off Tyler (Solo) LAST MULTI-HIT GAME: 8/15 vs ARK (2-for-5) | | | | | | | | | | | | | | |
| CURRENT HITTING: 4 SEASON LONG HITTING: 7 CURRENT ON-BASE: 4 SEASON-LONG ON-BASE: 7 | | | | | | | | | | | | | | |

 Signed by the Arizona Diamondbacks as a minor league free agent on 5/3/23.
 Former Mid-Season All-Star (2018, Lancaster JetHawks).
 Entering his eighth season of pro ball, having split time in the Toronto Blue Jays, Philadelphia Phillies and now the D-backs farm system.
 In his debut 2015 season with the DSL Blue Jays, he slashed .268/.354/.304 with three doubles and triples, 20 RBI and 10 swiped bags in 62 games.
 Recorded his first multi-hit game since 9/18/22 when he had a four-hit game on Corpus Christi on 8/5...Tied his career-high in hits during the process.
 Hitting in the lead off spot for the first time this year, swatted his first career lead off HR on Aug. 5 vs Corpus Christi.

| #19 A.J. VUKOVICH - INF | | | | | | | | | | | | | | |
|---|------|------|------|-----|----|----|----|----|----|-----|----|--------|-----|--------|
| 2023 HIGHS: Hits - 3, Runs - 4, RBI - 7, HR - 3, 2B - 2, 3B - 1, BB - 2, K - 4, SB - 1 | | | | | | | | | | | | | | |
| HEIGHT: 6'5" WEIGHT: 210 B/T: R/R AGE: 22 (7/20/2001 in Mukwonago, WI) 2023 SPLITS: | | | | | | | | | | | | | | |
| G | AVG | OBP | SLG | AB | R | H | 2B | 3B | HR | RBI | BB | SB/ATT | SO | V. RHP |
| 93 | .266 | .337 | .508 | 368 | 73 | 98 | 19 | 5 | 20 | 83 | 37 | 14/18 | 111 | .275 |
| LAST GAME: 2-for-5, 3B, R, K ARK SERIES: 5-for-13, HR, 3B, 4 RBI, 3 R, 2 BB, 3 K TUL SERIES: 5-for-22, 2 2B, 5 RBI, 3 R, 5 BB, 5 K | | | | | | | | | | | | | | |
| LAST HOME RUN: 8/16 vs ARK off Semple (2-Run) LAST MULTI-HIT GAME: 8/17 vs ARK (2-for-5) | | | | | | | | | | | | | | |
| CURRENT HITTING: 3 SEASON LONG HITTING: 11 CURRENT ON-BASE: 10 SEASON-LONG ON-BASE: 16 | | | | | | | | | | | | | | |

 After being drafted 119th overall out of high school, the D-Backs' number 10 prospect made his professional debut with the Visalia Rawhide on 5/4/2021.
 He earned the 5th best batting average (.276, 129-for-468) in the D-backs organization among players with at least 115 games played in 2022.
 Hit the first Grand Slam for Amarillo in 2023 (6/4 vs SPR) and was the first AMA player in 2023 with a multi-HR effort in the same game (2, 6/10 @ MID)
 First Sod Poodles player ever with multiple Grand Slams in the same season and one of two players to hit multiple GS for Amarillo (Eduardo Diaz)
 Became just the second player in Sod Poodles history with a three-HR game, doing so on July 3 vs TUL joining Edward Olivares (May 5, 2019)...
 It was the first three-HR game of his professional career. He also set a career-high with seven RBI which also tied the Sod Poodles franchise-high (Dominic Fletcher, 5/8/2022).
 His 20 home runs this year are third most in a single season in team history while his 83 RBI are the second-most.

TEAM BATTING

OVERALL

| | AVG | G | AB | R | H | TB | 2B | 3B | HR | RBI | BB | SO | SB | CS | OBP | SLG | OPS |
|--|------|-----|------|-----|------|------|-----|----|-----|-----|-----|------|-----|----|------|------|------|
| | .272 | 112 | 3808 | 695 | 1036 | 1786 | 209 | 29 | 161 | 646 | 421 | 1058 | 148 | 44 | .352 | .469 | .821 |

MONTHLY

| | | | | | | | | | | | | | | | | | |
|-----------|------|----|-----|-----|-----|-----|----|---|----|-----|----|-----|----|----|------|------|------|
| APRIL | .260 | 21 | 718 | 120 | 187 | 307 | 33 | 6 | 25 | 112 | 79 | 214 | 35 | 8 | .336 | .428 | .764 |
| MAY | .236 | 26 | 845 | 123 | 199 | 319 | 41 | 5 | 23 | 114 | 95 | 231 | 33 | 9 | .318 | .378 | .696 |
| JUNE | .296 | 25 | 883 | 170 | 261 | 443 | 52 | 8 | 38 | 158 | 95 | 232 | 32 | 10 | .375 | .502 | .877 |
| JULY | .283 | 24 | 788 | 166 | 223 | 419 | 53 | 7 | 43 | 152 | 94 | 222 | 31 | 11 | .370 | .532 | .902 |
| AUGUST | .289 | 16 | 574 | 116 | 166 | 298 | 30 | 3 | 32 | 110 | 58 | 159 | 17 | 6 | .360 | .519 | .879 |
| SEPTEMBER | - | - | - | - | - | - | - | - | - | - | - | - | - | - | - | - | - |

HOME VS. ROAD

| | | | | | | | | | | | | | | | | | |
|------|------|----|------|-----|-----|------|-----|----|-----|-----|-----|-----|----|----|------|------|------|
| HOME | .304 | 55 | 1883 | 398 | 572 | 1043 | 113 | 14 | 110 | 378 | 177 | 519 | 75 | 15 | .371 | .554 | .925 |
| ROAD | .241 | 57 | 1925 | 297 | 464 | 743 | 96 | 15 | 51 | 268 | 244 | 539 | 73 | 29 | .333 | .386 | .719 |

SITUATIONAL SPLITS

| | AVG | G | AB | H | TB | 2B | 3B | HR | RBI | BB | SO | OBP | SLG | OPS |
|----------------|------|-----|------|-----|------|-----|----|-----|-----|-----|-----|------|------|------|
| VS RIGHT | .273 | 112 | 3194 | 873 | 1519 | 180 | 23 | 140 | 554 | 363 | 891 | .355 | .476 | .831 |
| VS LEFT | .265 | 58 | 614 | 163 | 267 | 29 | 6 | 21 | 92 | 58 | 167 | .332 | .435 | .767 |
| W/ RISP | .279 | 112 | 1124 | 314 | 541 | 68 | 12 | 45 | 479 | 159 | 333 | .369 | .481 | .850 |
| TEAM IS AHEAD | .262 | 88 | 1486 | 390 | 652 | 96 | 11 | 48 | 246 | 172 | 405 | .349 | .439 | .788 |
| TEAM IS BEHIND | .285 | 86 | 1522 | 434 | 740 | 69 | 9 | 73 | 275 | 174 | 425 | .365 | .486 | .851 |

HOME RUNS

MULTI-RBI GAMES

MULTI-HIT GAMES

| PLAYER | SOLO | 2R | 3R | GS | TOTAL | 2 | 3 | 4 | 5+ | TOTAL | 2 | 3 | 4 | 5+ | TOTAL |
|---------------|------|----|----|----|-------|----|----|----|----|-------|-----|----|---|----|-------|
| Beer | 6 | 2 | | | 8 | 10 | 1 | | | 11 | 13 | 2 | 2 | | 17 |
| Bliss | 8 | 3 | 1 | | 12 | 8 | 3 | | | 11 | 23 | 12 | | | 35 |
| Carrion | | | | | | 1 | | | | 1 | | | | | |
| Castillo | 6 | 4 | 3 | 1 | 14 | 4 | 3 | 2 | 1 | 10 | 10 | 4 | 1 | | 15 |
| Centeno | 1 | | | | 1 | 3 | | | | 3 | 12 | 3 | | | 15 |
| Chen | 1 | 1 | | | 2 | 2 | | | | 2 | 1 | | | | 1 |
| D'Orazio | | | | | | | | | | | 4 | 2 | | | 6 |
| Dalesandro | 1 | | | | 1 | | 1 | | | 1 | 6 | 2 | | | 8 |
| De Los Santos | 3 | 9 | 1 | | 13 | 8 | 3 | | | 11 | 22 | 4 | | | 26 |
| Del Castillo | 6 | 4 | 2 | | 12 | 5 | 3 | 2 | | 10 | 16 | 1 | | | 17 |
| Duzenack | 4 | | 1 | 1 | 6 | 7 | 3 | 1 | | 11 | 10 | 6 | | | 16 |
| English | 4 | 1 | 1 | | 6 | 3 | 1 | 1 | | 5 | 5 | | | | 5 |
| Enriquez | | | | | | 3 | | | | 3 | 4 | 1 | 1 | | 6 |
| Guzman | | 1 | | | 1 | 1 | 1 | | | 2 | 1 | 1 | | | 2 |
| Lawlar | 6 | 7 | 2 | | 15 | 6 | 2 | 1 | | 9 | 21 | 4 | | | 25 |
| Melendez | 7 | 3 | 2 | | 12 | 3 | 3 | 3 | | 9 | 8 | 2 | | | 10 |
| Roberts | 8 | 4 | 1 | 1 | 14 | 9 | 3 | 1 | | 13 | 19 | 3 | 1 | | 23 |
| Tawa | 10 | 6 | 2 | 1 | 19 | 10 | 4 | | 2 | 16 | 23 | 4 | | | 27 |
| Valdez | | 1 | | | 1 | | 1 | | | 1 | | 1 | | | 1 |
| Vicuña | 2 | | 2 | | 4 | | 2 | | | 2 | 1 | 2 | 1 | | 4 |
| Vukovich | 11 | 4 | 3 | 2 | 20 | 7 | 7 | 4 | 2 | 20 | 19 | 7 | | | 26 |
| Watkins | | | | | | 1 | | | | 1 | | | | | |
| TOTALS: | 84 | 50 | 21 | 6 | 161 | 91 | 41 | 15 | 5 | 152 | 217 | 61 | 6 | 0 | 284 |

HOME RUN VARIANTS

WALK-OFF HR (1): Beer (8/5 vs CC, 9th inning, solo)

BACK-TO-BACK HR (6): English/Vukovich (4/16 vs CC, 7th inning); Roberts/Vukovich (6/3 (1) vs. SPR, 6th inning); Del Castillo/De Los Santos (6/13 vs SA, 7th inning); Beer/Roberts (7/1 vs TUL, 6th inning); Lawlar/Vukovich (7/3 (1) vs TUL, 1st inning); Roberts/Melendez (7/23 vs WCH, 1st inning);

MULTI-HR GAMES (7): Melendez (2x, 7/18 vs WCH, 7/23 vs WCH); Tawa (2x, 6/29 vs TUL, 8/12 @ TUL); Vukovich (6/10 @ MID); Roberts (7/15 vs FRI); Castillo (8/16 vs ARK)

THREE-HR GAMES (1): Vukovich (7/3 (1) vs TUL)

EXTRA-INNING HR (0):

GRAND SLAMS (6): Vukovich (2x, 6/4 vs. SPR, 5th inning; 8/2 vs CC, 4th inning); Roberts (7/3 (2) vs TUL, 5th inning); Tawa (7/9 @ SPR, 3rd inning); Duzenack (7/30 @ MID, 7th inning); Castillo (8/15 vs ARK, 5th inning)

INSIDE-THE-PARK HR (1): Lawlar (7/3 (1) vs TUL, 1st inning)

PINCH-HIT HR (0):

HR IN CONSECUTIVE GAMES (21): Vukovich (4x: 5/5-6 @CC; 6/1-6/3 G1 vs SPR; 6/17-18 vs SA; 7/21-22 vs WCH); Del Castillo (3x: 5/30-31 vs. SPR; 6/8-10 @ MID; 7/8 @ SPR); Bliss (2x: 5/5-6 @ CC; 6/10 @MID - 6/13 vs SA); Castillo (2x: 7/15-16 vs FRI; 8/15-16 vs ARK); Tawa (2x: 5/28 @ SA - 5/30 vs. SPR; 6/3/4 vs. SPR); Roberts (2x: 6/25 @ CC, 6/28 vs TUL; 6/30-7/1 vs TUL); Melendez (2x: 7/14-15 vs FRI; 8/12 @ TUL - 8/15 vs ARK); De Los Santos (2x, 7/18-19 vs WCH; 8/17-18 vs ARK); Lawlar (4/15 vs. CC - 4/18 @ NWA); English (4/23 @ NWA - 4/25 vs. FRI)

HR IN THREE CONSECUTIVE GAMES (3): Melendez (2x: 7/14-15 vs FRI, 7/18 vs WCH; 8/12 @ TUL - 8/15-16 vs ARK); Castillo (7/15-16 vs FRI, 7/18 vs WCH)

HR IN FOUR CONSECUTIVE GAMES (1): Roberts (6/30 - 7/3 vs TUL)

LEAD OFF HR (9): Bliss (6x: 4/27 vs. FRI; 5/10 vs. MID; 5/18 @ FRI; 6/10 @ MID; 6/13 vs SA; 6/22 @ CC); Tawa (6/4 vs. SPR); Duzenack (6/11 @ MID); Vicuña (8/5 vs CC)

| STARTS BY BATTING ORDER (TEAM RECORD) | | | | | | | | | | STARTS BY POSITION (TEAM RECORD) | | | | | | | | |
|---------------------------------------|-------|-------|-------|-------|-------|-------|------|-------|-------|----------------------------------|-------|-------|-------|-------|-------|-------|-------|-------|
| PLAYER | 1 | 2 | 3 | 4 | 5 | 6 | 7 | 8 | 9 | C | 1B | 2B | 3B | SS | LF | CF | RF | DH |
| Beer | | | 4-1 | 31-17 | 4-3 | | | | | | 30-19 | | | | | | | 9-2 |
| Bliss | 32-36 | | | | | | | | | | | 26-29 | | 5-5 | | | | 2-2 |
| Carrion | | | | | | | | | 1-0 | | | | | | 1-0 | | | |
| Castillo | | | | | 1-0 | 1-2 | 9-6 | 16-22 | 11-6 | | 2-3 | | | | 4-4 | 5-7 | 25-15 | 2-7 |
| Centeno | | 1-2 | 2-1 | 0-2 | | 7-0 | 7-4 | 10-8 | 4-6 | 21-12 | | | | | | | | 10-11 |
| Chen | | | | | | | | 1-0 | 3-1 | | | 3-1 | | 1-0 | | | | |
| D'Orazio | | | | | | | 4-2 | 4-3 | 4-4 | 9-6 | | | | | | | | 3-3 |
| Dalesandro | 1-0 | | | | | | 2-2 | 5-1 | 19-19 | 0-1 | | | | | 6-2 | 15-17 | 6-2 | |
| De Los Santos | | | | 11-9 | 13-21 | 23-8 | 3-3 | | | | 13-12 | | 36-26 | | | | | 1-3 |
| Del Castillo | | 1-0 | 0-2 | 4-4 | 16-8 | 4-10 | 6-8 | | | 17-24 | | | | | | | | 14-8 |
| Duzenack | 12-5 | 3-1 | | | | 0-2 | 2-4 | 4-4 | 5-0 | | | 6-5 | 3-6 | 7-3 | 6-1 | 2-1 | 2-0 | |
| English | | | 7-5 | 1-0 | 1-1 | | 1-0 | 1-1 | | | 8-3 | | | | 1-2 | | | 2-2 |
| Enriquez | 1-1 | 0-1 | 4-8 | 0-1 | 1-0 | 1-0 | 3-7 | 7-2 | 2-6 | | | | | | | 2-0 | 15-24 | 2-2 |
| Guzman | | | | | | | 2-3 | | 2-2 | | | | | | 3-4 | | 1-1 | |
| Lawlar | 5-1 | 42-41 | | | | | | | | | | | | 44-40 | | | | 2-2 |
| Melendez | | | 1-0 | 8-7 | 6-4 | | | | | | 5-3 | | 8-8 | | | | | 2-0 |
| Roberts | 5-2 | 9-3 | 8-14 | 1-1 | 2-4 | 3-5 | 12-5 | 0-1 | | 14-8 | 2-5 | | | | 15-14 | | 2-4 | 7-4 |
| Tawa | 2-5 | 5-3 | | 1-1 | 11-6 | 14-17 | 10-7 | 7-4 | | | | 22-14 | 1-4 | | 10-8 | 11-11 | 4-3 | 2-2 |
| Valdez | | | | | | | | 1-0 | 1-0 | | | 2-0 | | | | | | |
| Vicuña | 3-1 | | | | | | | 5-5 | 7-5 | | | 2-2 | 4-1 | 4-3 | 2-5 | | 3-0 | 0-1 |
| Vukovich | | | 35-20 | 4-9 | 6-4 | 8-7 | | | | | 1-6 | | 9-6 | | 12-10 | 26-15 | 3-1 | 2-2 |
| Watkins | | | | | | | | | 2-2 | | | | | | 1-1 | | 0-1 | 1-0 |

| 8+ GAME HITTING STREAKS (CURRENT IN BOLD) | | |
|---|-----------------|---|
| PLAYER | LENGTH / DATES | STREAK STATS |
| Castillo | 14 G, 6/4-28 | .352 (19-for-54), 3 HR, 2 2B, 3B, 12 RBI, 12 R, 4 SB |
| Dalesandro | 13 G, 5/28-7/4 | .409 AVG (18-for-44), HR, 2 2B, 2 3B, 5 RBI, 4 BB, 6 SB, 10 R |
| De Los Santos | 12 G, 6/29-7/25 | .408 (20-for-49), 2 HR, 2 2B, 3B, 11 RBI, 10 R, BB |
| Duzenack | 12 G, 6/15-7/4 | .449 AVG (22-for-49) 5 2B, 3 HR, 14 RBI, 13 R, 4 BB |
| English | 12 G, 4/19-5/2 | .370 AVG (17-for-46), 6 2B, 4 HR, 16 RBI, 7 BB, 8 R |
| Vukovich | 11 G, 4/29-5/16 | .348 AVG (16-for-46), 3 2B, 3 HR, 3B, 9 RBI, BB, 9 R |
| Bliss | 10 G, 4/6-4/19 | .438 AVG (21-for-48), 3 2B, 2 3B, HR, 8 RBI, 8 R |
| Del Castillo | 10 G, 5/19-5/31 | .406 AVG (13-for-32), 2 2B, 2 HR, 8 RBI, 9 BB, 7 R |
| Tawa | 10 G, 5/28-6/15 | .395 AVG (15-for-38), 4 HR, 2 2B, 10 RBI, 3 BB, 6 R |
| Bliss | 9 G, 6/8-18 | .395 AVG (17-for-43), 3 HR, 4 2B, 3B, 13 RBI, 10 R |
| Bliss | 9 G, 5/23-6/3 | .357 AVG (15-for-42), 2B, 3B, 2 BB, 3 RBI, 6 SB, 8 R |
| Bliss | 9 G, 5/4-5/14 | .459 (17-for-37), 4 2B, 4 HR, 8 RBI, 4 BB, 10 R, 3 SB |
| Lawlar | 9 G, 7/30-8/10 | .385 AVG (15-for-39), 3 2B, 2 HR, 9 RBI, 13 R, 4 BB |
| Lawlar | 9 G, 6/6-15 | .410 AVG (16-for-39), 2 HR, 4 2B, 3B, 4 RBI, 4 BB, 14 R |
| Lawlar | 9 G, 5/23-6/3 | .389 AVG (14-for-36), 3 2B, 2 HR, 3 BB, 6 RBI, 3 SB, 6 R |
| Roberts | 9 G, 7/28-8/9 | .400 AVG (16-for-40), 2 HR, 3 2B, 3B, 7 RBI, 8 R, 3 BB |
| Tawa | 8 G, 8/9-17 | .367 AVG (11-for-30), 3 HR, 2 2B, 9 RBI, 8 BB, 7 R |

FIELDING

| CATCHER'S BOX (W/L BASED ON STARTS) | | | | | | |
|-------------------------------------|-----------|------------|------------|-------------|-----------|--------------|
| PLAYER | CS | SB | ATT | CS % | PB | W-L |
| Centeno | 8 | 31 | 39 | .205 | 3 | 21-12 |
| D'Orazio | 6 | 15 | 21 | .286 | 1 | 9-6 |
| Dalesandro | 0 | 4 | 4 | .000 | 0 | 0-1 |
| Del Castillo | 14 | 38 | 52 | .269 | 7 | 17-24 |
| Roberts | 7 | 28 | 35 | .200 | 6 | 14-8 |
| TOTAL | 35 | 116 | 151 | .232 | 17 | 61-51 |

| TEAM FIELDING | | | | | | |
|---------------|-----|------|-----|----|----|----|
| % | G | PO | A | E | DP | PB |
| .979 | 112 | 2916 | 918 | 84 | 69 | 17 |

| MULTI-RUN INNINGS | | |
|-------------------|--------------|-------------------------|
| RUNS | NO. OF TIMES | LAST |
| 2 | 79 | 8/18 vs ARK, 4th inning |
| 3 | 35 | 8/13 @ TUL, 6th inning |
| 4 | 27 | 8/18 vs ARK, 8th inning |
| 5 | 12 | 8/16 vs ARK, 8th inning |
| 6 | 8 | 8/2 vs CC, 4th inning |
| 7 | 5 | 6/29 vs TUL, 1st inning |
| 8+ | - | |

| SCORE BY INNING | | | | | | | | | | | | |
|-----------------|----|----|----|----|----|----|-----|----|----|----|-----|-------|
| | 1 | 2 | 3 | 4 | 5 | 6 | 7 | 8 | 9 | 10 | 11+ | TOTAL |
| OPP | 83 | 73 | 84 | 81 | 90 | 93 | 74 | 49 | 45 | 2 | 3 | 676 |
| AMA | 82 | 71 | 80 | 71 | 91 | 69 | 106 | 83 | 37 | 3 | 2 | 695 |

| ERRORS BY POSITION | | |
|--------------------|-------------|-----------|
| POSITION | SOD POODLES | OPPONENT |
| C | 12 | 10 |
| 1B | 8 | 11 |
| 2B | 14 | 10 |
| 3B | 20 | 13 |
| SS | 13 | 17 |
| LF | 2 | 4 |
| CF | 3 | 3 |
| RF | 3 | 3 |
| P | 9 | 13 |
| TOTAL | 84 | 84 |

| AMARILLO HAVE 5 OR FEWER HITS | | |
|-------------------------------|------|----------|
| DATE | HITS | OPPONENT |
| 4/15 | 4 | CC |
| 4/20 | 4 | @NWA |
| 4/22 | 3 | @NWA |
| 4/27 | 5 | FRI |
| 5/2 | 5 | @CC |
| 5/4 | 2 | @CC |
| 5/12 | 5 | MID |
| 5/14 (G2) | 4 | MID |
| 5/16 | 2 | @FRI |
| 5/18 | 2 | @FRI |
| 5/19 | 4 | @FRI |
| 5/21 | 4 | @FRI |
| 5/26 | 5 | @SA |
| 6/20 | 4 | @CC |
| 7/8 (1) | 5 | @ SPR |
| 7/20 | 5 | vs WCH |
| 7/21 | 5 | vs WCH |
| 8/10 | 5 | @ TUL |
| 8/11 | 3 | @ TUL |
| TOTAL: 19 (6 HOME, 13 ROAD) | | |

| OPPONENTS HAVE 5 OR FEWER HITS | | |
|--------------------------------|------|----------|
| DATE | HITS | OPPONENT |
| 4/7 | 3 | @FRI |
| 4/19 | 2 | @NWA |
| 4/20 | 4 | @NWA |
| 4/27 | 5 | FRI |
| 5/2 | 3 | @CC |
| 5/3 | 5 | @CC |
| 5/4 | 5 | @CC |
| 5/14 (G1) | 2 | MID |
| 5/21 | 3 | @FRI |
| 5/26 | 5 | @SA |
| 5/27 | 2 | @SA |
| 5/30 | 3 | SPR |
| 6/1 | 5 | SPR |
| 6/3 (G2) | 4 | SPR |
| 6/7 | 3 | @MID |
| 6/11 | 3 | @ MID |
| 6/24 | 5 | @ CC |
| 6/25 | 5 | @ CC |
| 7/15 | 5 | vs FRI |
| 7/16 | 3 | vs FRI |
| 8/3 | 5 | vs CC |
| 8/9 | 4 | @ TUL |
| TOTAL: 22 (8 HOME, 14 ROAD) | | |

| AMARILLO HAVE 10 OR MORE RUNS | | |
|-------------------------------|------|----------|
| DATE | RUNS | OPPONENT |
| 4/12 | 13 | CC |
| 4/14 | 10 | CC |
| 4/26 | 12 | FRI |
| 4/29 | 11 | FRI |
| 5/5 | 12 | @CC |
| 5/14 (G1) | 10 | MID |
| 6/8 | 12 | @MID |
| 6/10 | 13 | @ MID |
| 6/13 | 15 | vs SA |
| 6/29 | 12 | vs TUL |
| 7/1 | 12 | vs TUL |
| 7/3 (1) | 15 | vs TUL |
| 7/3 (2) | 10 | vs TUL |
| 7/15 | 11 | vs FRI |
| 7/18 | 10 | vs WCH |
| 8/2 | 11 | vs CC |
| 8/12 | 10 | @ TUL |
| 8/16 | 17 | vs ARK |
| TOTAL: 18 (14 HOME, 4 ROAD) | | |

| OPPONENTS HAVE 10 OR MORE RUNS | | |
|--------------------------------|------|----------|
| DATE | RUNS | OPPONENT |
| 4/6 | 12 | @FRI |
| 4/12 | 10 | CC |
| 4/14 | 13 | CC |
| 4/16 | 11 | CC |
| 4/18 | 16 | @NWA |
| 4/26 | 11 | FRI |
| 4/28 | 12 | FRI |
| 4/30 | 12 | FRI |
| 5/6 | 12 | @CC |
| 5/9 | 11 | MID |
| 5/11 | 16 | MID |
| 5/14 (G2) | 13 | MID |
| 5/17 | 10 | @FRI |
| 5/23 | 14 | @SA |
| 5/31 | 13 | SPR |
| 6/10 | 10 | @MID |
| 6/15 | 11 | vs SA |
| 6/16 | 12 | vs SA |
| 6/18 | 11 | vs SA |
| 6/20 | 12 | @CC |
| 7/1 | 10 | vs TUL |
| 7/23 | 12 | vs WCH |
| 7/28 | 10 | @ MID |
| 8/2 | 13 | vs CC |
| 8/6 | 14 | vs CC |
| TOTAL: 25 (17 HOME, 8 ROAD) | | |

EXTRA INNING GAMES (5) 2-3

| DATE | OPP | RESULT | SCORE | W | L | S | TIME |
|----------|------|--------|-------|-------------------|------------------|-----------------|------|
| 4/20 | @NWA | W (10) | 3-2 | Otanez, M (1-0) | Biasi, D (1-1) | Rice, J (1) | 3:08 |
| 4/26 | FRI | W (10) | 12-11 | Workman, B (1-0) | Church, M (0-1) | - | 3:24 |
| 5/20 | @FRI | L (10) | 8-7 | Kelly, A (2-0) | Stumpo (0-1) | - | 3:26 |
| 6/3 (G1) | SPR | L (8) | 5-4 | Roycroft, C (1-0) | Backhus, K (0-1) | Granillo, A (2) | 2:26 |
| 6/30 | TUL | L (13) | 7-6 | Fisher, B (5-1) | Grammes, C (2-2) | - | 3:42 |

PINCH HITTER TOTALS

| PLAYER | DATE | SITUATION | RESULT |
|---------|------|---------------|---------|
| Watkins | 5/9 | Bot 8, 2 outs | Triple |
| Tawa | 6/30 | Bot 8, 1 out | Sac Fly |
| Beer | 6/30 | Bot 11, 0 out | Sac Fly |
| Vicuña | 7/20 | Bot 9, 0 out | E 9 |

DOUBLEHEADERS (4) 6-2





| DATE | OPP | RESULT | SCORE | W | L | S | TIME |
|----------|-------|--------|-------|------------------------|--------------------|-----------------|------|
| 5/14 (1) | MID | W | 10-1 | Albright, L (2-2) | Ginn, J (0-2) | - | 1:40 |
| 5/14 (2) | MID | L | 13-1 | Tomioka, S (1-0) | Hill, J (0-3) | - | 2:32 |
| 6/3 (1) | SPR | L (8) | 5-4 | Roycroft, C (1-0) | Backhus, K (0-1) | Granillo, A (2) | 2:26 |
| 6/3 (2) | SPR | W | 6-1 | Olivero, D (2-4) | Hernandez, K (5-2) | - | 1:39 |
| 7/3 (1) | TUL | W | 15-7 | Olivero, D (5-5) | Casparius, B (0-3) | - | 1:54 |
| 7/3 (2) | TUL | W | 10-9 | Montes De Oca, C (1-1) | Sublette, R (1-3) | Green, J (4) | 2:26 |
| 7/8 (1) | @ SPR | W | 4-3 | Hill, J (3-4) | Pereira, W (5-5) | Pope, A (1) | 2:07 |
| 7/8 (2) | @ SPR | W | 7-6 | Backhus, K (4-3) | Pope, B (1-2) | Green, J (5) | 2:16 |

WALK-OFF WINS





| DATE | SCORE | GAME-WINNING PLAY |
|------|--------------|-------------------------|
| 4/26 | 12-11 (10th) | Lawlar RBI-double |
| 6/1 | 3-2 (7th) | Duzenack two RBI Single |
| 8/3 | 4-3 | Roberts RBI-double |
| 8/5 | 8-7 | Beer solo HR |




SHUTOUTS (7) 5-2

| DATE | OPP | RESULT | SCORE | W | L | S | TIME |
|------|--------|--------|-------|-------------------|--------------------|----------------|------|
| 4/19 | @NWA | W | 5-0 | Jarvis, B (2-1) | Veneziano, A (1-1) | - | 2:29 |
| 4/21 | @NWA | L | 5-0 | Hoffmann, A (2-1) | Hill, J (0-1) | - | 2:26 |
| 4/22 | @NWA | L | 5-0 | Marsh, A (1-0) | Patrick, C (0-3) | - | 2:14 |
| 5/3 | @CC | W | 3-0 | Pope, A (1-0) | Kouba, R (1-1) | Backhus, K (4) | 2:15 |
| 5/27 | @SA | W | 1-0 | Patrick, C (2-5) | Snider, D (0-3) | - | 2:30 |
| 6/7 | @MID | W | 4-0 | Green, J (1-0) | Cusick, R (3-3) | - | 2:35 |
| 7/16 | vs FRI | W | 8-0 | Lin, Y (1-0) | Bremer, N (0-1) | - | 2:24 |





| #14 RYLE BACKHUS - LHP | | | | 2023 HIGHS: IP - 2.0, K - 4, BB - 2, H - 5, R - 5, ER - 5 | | | | RECENT APPEARANCES | | | | | | | | | | | | | | | | | | | | | |
|--|--|---|--|---|--|--|--|--------------------|--|--|--|--|--|--|--|--|--|--|--|--|--|--|--|--|--|--|--|--|--|
| HEIGHT: 6'4" | | WEIGHT: 185 | | B/T: L/L | | AGE: 25 (1/31/1998 in New Waverly, TX) | | | | | | | | | | | | | | | | | | | | | | | |
| 38 G | | 5-4 | | 8/12 SV/SVO | | 62/23 K/BB | | 4.09 ERA | | | | | | | | | | | | | | | | | | | | | |
| OVERALL: 38 G, 25 GF, 50.2 IP, 51 H, 23 ER, 6 HR, 62 K, 23 BB | | | | | | | | | | | | | | AUGUST: 5 G, 1-1, 3.38 ERA, 4 GF, SV, BS, 8.0 IP, 7 H, 3B, 3 R, 3 ER, 12 K, 3 BB | | | | | | | | | | | | | | | |
| LAST 10 G: 1-1, 1.93 ERA, 2 SV, 6 GF, 14.0 IP, 14 H, 3 ER, 18 K, 6 BB | | | | | | | | | | | | | | VS ARK: 1 G, 0-0, GF, 2.0 IP, 3 K, 2 BB | | | | | | | | | | | | | | | |
| <div><div> Named as a D-backs Organization All-Star last season by MiLB.com</div><div> Allowed no earned runs in 30 of his 40 appearances in 2022 and logged his season high 2.0 IP 11 separate times.</div><div> From 5/14-8/26/2022 (34.2 IP), he held his opponent to 0 earned runs in 22 out of 26 straight appearances, allowing just seven (7) earned runs total (1.84 ERA)</div><div> Ranks second in the D-backs' organization in saves (14) since the start of the 2022 season.</div></div> | | | | | | | | | | | | | | | | | | | | | | | | | | | | | |
| 2023 SPLITS | | VS. RHB: .273/.336/.453, 38 H, 5 HR, 6 2B, 2 3B, 18 RBI, 45 K, 12 BB HOME: 18 G, 3-3, 6.46 ERA, 3 SV, 23.2 IP, 25 H, 18 R, 17 ER, 6 HR, 31 K, 14 BB W/ RISP: .207/.233/.345, 12 H, HR, 3 2B, 3B, 18 RBI, 20 K, BB | | | | | | | | | | | | | | VS. LHB: .206/.333/.317, 13 H, 4 2B, HR, 7 RBI, 17 K, 11 BB AWAY: 20 G, 2-1, 2.00 ERA, 14 GF, 5 SV, 27.0 IP, 26 H, 6 ER, 31 K, 9 BB | | | | | | | | | | | | | |
| LAST WIN: 8/5/23 vs CC LAST LOSS: 8/2/23 vs CC LAST SAVE: 8/10/23 @ TUL | | | | | | | | | | | | | | | | | | | | | | | | | | | | | |

| #38 CONOR GRAMMES - RHP | | | | 2023 HIGHS: IP - 3.1, K - 5, BB - 4, H - 4, R - 3, ER - 2 | | | | RECENT APPEARANCES | | | | | | | | | | | | | | | | | | | |
|--|--|--|--|---|--|-----------------------------------|--|--------------------|--|---|--|--|--|--|--|--|--|--|--|--|--|--|--|--|--|--|--|
| HEIGHT: 6'1" | | WEIGHT: 200 | | B/T: R/R | | AGE: 26 (7/13/1997 in McLean, VA) | | | | | | | | | | | | | | | | | | | | | |
| 23 G | | 4-2 | | 0/2 SV/SVO | | 50/27 K/BB | | 3.93 ERA | | | | | | | | | | | | | | | | | | | |
| OVERALL: 23 G, 2 HLD, 5 GF, 34.1 IP, 31 H, 15 ER, 5 HR, 50 K, 27 BB | | | | | | | | | | | | | | | | | | AUGUST: 5 G (3 GS), 1-0, 7.00 ERA, 9.0 IP, 7 H, 9 R, 7 ER, 3 HR, 15 K, 10 BB | | | | | | | | | |
| LAST 10 G: 2-0, 3.63 ERA, 5 GS, 17.1 IP, 17 H, 7 ER, 3 HR, 29 K, 12 BB | | | | | | | | | | | | | | | | | | VS. ARK: 2 G (GS), 1-0, 10.13 ERA, 2.2 IP, 4 H, 3 R, 3 ER, HR, 4 K, 4 BB | | | | | | | | | |
| <div><div></div><div>Selected by the Arizona Diamondbacks 5th round of the 2019 MLB draft out of Xavier University (Cincinnati, OH).</div></div> | | | | | | | | | | | | | | | | | | | | | | | | | | | |
| <div><div></div><div>In games where he logged at least 2.0 innings on the bump (6 G) in 2022, he also posted his most single-game strikeouts, encompassing both of his five (8/4 & 8/13) and four K (8/9 & 8/30) performances.</div></div> | | | | | | | | | | | | | | | | | | | | | | | | | | | |
| <div><div></div><div>Across a 12 game stretch, he logged at least two strikeouts in all but one relief appearances from 7/15-9/3/22 (19.0 IP), logging 36 total punch outs (17.1 K/9) across the stretch.</div></div> | | | | | | | | | | | | | | | | | | | | | | | | | | | |
| 2023 SPLITS | | VS. RHB: .143/.295/.186, 10 H, 3 2B, 6 RBI, 34 K, 14 BB, 88 PA HOME: 12 G, 3-2, 4.42 ERA, 18.1 IP, 18 H, 2 HR, 9 ER, 26 K, 17 BB W/ RISP: .222/.362/.356, 10 H, 17 RBI, 2 HR, 16 K, 10 BB, 58 PA | | | | | | | | VS. LHB: .375/.493/.661, 21 H, 5 HR, 17 RBI, 16 K, 13 BB, 69 PA AWAY: 11 G, 1-0, 3.38 ERA, 2 GS, 2 HLD, 2 GF, 16.0 IP, 13 H, 3 HR, 6 ER, 24 K, 10 BB | | | | | | | | LAST WIN: 8/18/23 vs. ARK LAST LOSS: 6/30/23 vs. TUL LAST SAVE: 5/21/23 @ EUG (A+) | | | | | | | | | |

| #35 DILLON LARSEN - LHP | | | | 2023 HIGHS: IP - 3.0, K - 2, BB - 4, H - 2, R - 5, ER - 5 | | | | RECENT APPEARANCES | | | | | | | | | | | |
|---|--|--|--|---|--|--------------------------------------|--|--------------------|-----|-------|-----|--|-----|----|----|----|----|------|-----|
| HEIGHT: 6'5" | | WEIGHT: 230 | | B/T: R/L | | AGE: 24 (7/9/1998 in Ellensburg, WA) | | DATE | DEC | P-S | IP | H | R | ER | HR | BB | SO | IR/S | |
| 6 G | | 0-0 | | 0/0 SV/SVO | | 10/16 K/BB | | 5.40 ERA | | 4/26 | ND | 10-5 | 0.1 | 0 | 0 | 0 | 1 | 0 | 3/1 |
| OVERALL: 6 G, 11.2 IP, GF, 6 H, 7 R, 7 ER, 10 K, 16 BB | | AUGUST: 4 G, 0-0, 7.00 ERA, GF, 9.0 IP, 5 H, 7 ER, 8 K, 13 BB | | | | | | 4/28 | ND | 37-20 | 2.1 | 1 | 0 | 0 | 0 | 2 | 2 | 2/1 | |
| LAST 10 G: 0-0, 5.40 ERA, GF, 11.2 IP, 6 H, 7 ER, 10 K, 16 BB | | VS. ARK: 1 G, 0-0, 0.00 ERA, 3.0 IP, H, 2 K, 3 BB | | | | | | 8/3 | ND | 49-25 | 3.0 | 0 | 0 | 0 | 0 | 3 | 2 | 0/0 | |
| | | | | | | | | 8/6 | ND | 42-20 | 0.2 | 2 | 5 | 5 | 0 | 4 | 2 | 2/2 | |
| | | | | | | | | 8/11 | ND | 48-27 | 2.1 | 2 | 2 | 2 | 0 | 3 | 2 | 1/0 | |
| | | | | | | | | 8/15 | ND | 49-29 | 3.0 | 1 | 0 | 0 | 0 | 3 | 2 | 3/0 | |
|  Signed by the Arizona Diamondbacks as a minor league free agent on May 13, 2022 out of Central Washington University. | | | | | | | | | | | | | | | | | | | |
|  From 7/12-9/3/2022, he allowed just four earned runs across 12 relief appearances (18.2 IP), good for a 1.99 ERA. | | | | | | | | | | | | | | | | | | | |
|  Appeared in 25 games with High-A Hillsboro in 2023, going 1-4 with a 4.54 ERA over 41.2 IP with 55 K and 38 BB. | | | | | | | | | | | | | | | | | | | |
|  Across eight total Double-A appearances with Amarillo over the last two years is 0-1 with a 5.94 ERA (11 H, 11 ER, 14 K, 20 BB) | | | | | | | | | | | | | | | | | | | |
| 2023 SPLITS | | VS. RHB: .143/.351/.214, 4 H, 2 2B, 3 RBI, 5 K, 8 BB, 37 PA HOME: 5 G, 0-0, 4.82 ERA, 9.1 IP, 4 H, 5 ER, 8 K, 13 BB W/ RISP: .167/.464/.222, 3 H, 2B, 5 RBI, 6 K, 10 BB, 28 PA | | | | | | | | | | VS. LHB: .167/.500/.250, 2 H, 2B, 2 RBI, 5 K, 8 BB, 20 PA AWAY: 1 G, 0-0, 7.71 ERA, GF, 2.1 IP, 2 H, 2 R, 2 ER, 2 K, 3 BB | | | | | | | |
| LAST WIN: 6/24/23 vs EVE (A+) LAST LOSS: 6/9/23 vs SPO (A+) LAST SAVE: 8/28/22 @ VAN (A+) | | | | | | | | | | | | | | | | | | | |

| #24 - LHP WILL MABREV | | 2023 HIGHS: IP - 3.0, K - 2, BB - 2, H - 3, R - 2, ER - 2 | | | | RECENT APPEARANCES | | | | | | | | | | | |
|--|--|--|--|------------|--|-------------------------------------|--|----------|--|--|--|--|--|--|--|--|--|
| HEIGHT: 6'0" | | WEIGHT: 185 | | B/T: L/L | | AGE: 22 (9/23/00 in Cookeville, TN) | | | | | | | | | | | |
| 9 G | | 2-0 | | 2/2 SV/SVO | | 11/8 K/BB | | 4.15 ERA | | | | | | | | | |
| OVERALL: 9 G, GS, 2 GF, 2 HLD, 13.0 IP, 8 H, 6 R, 6 ER, 3 HR, 11 K, 8 BB AUGUST: 4 G, 1-0, 4.76 ERA, GS, GF, SV, 5.2 IP, 3 H, 3 ER, 2 HR, 4 K, 5 BB | | | | | | | | | | | | | | | | | |
| LAST 10 G: 2-0, 4.15 ERA, GS, 2 GF, 2 HLD, 13.0 IP, 8 H, 6 R, 6 ER, 3 HR, 11 K, 8 BB VS. ARK: 1 G, 0-0, 18.00 ERA, 1.0 IP, 2 H, 2 R, 2 ER, HR, BB | | | | | | | | | | | | | | | | | |
|  Selected by the Arizona Diamondbacks in the 6th round of the 2022 MLB Draft out of the University of Tennessee | | | | | | | | | | | | | | | | | |
|  Following the draft, was placed on the 60-day IL | | | | | | | | | | | | | | | | | |
|  Made his professional debut on April 6, 2023 with Low-A Visalia...In 9 games, went 2-0 with a 3.95 ERA over 13.2 IP | | | | | | | | | | | | | | | | | |
|  Appeared in 18 games with High-A Hillsboro going 1-1 with a 2.33 ERA over 27.0 IP and had 31 K to just five walks. | | | | | | | | | | | | | | | | | |
| 2023 SPLITS | | VS. RHB: .167/.324/.500, 5 H, 3 HR, 2B, 3 RBI, 5 K, 6 BB, 38 PA | | | | | | | | | | | | | | | |
| | | VS. LHB: .188/.278/.250, 3 H, 2B, 2 RBI, 6 K, 2 BB, 18 PA | | | | | | | | | | | | | | | |
| | | HOME: 6 G, 0-0, 6.43 ERA, 2/2 SVO, HLD, 7.0 IP, 7 H, 5 ER, 3 HR, 6 K, 6 BB AWAY: 3 G, 2-0, 1.50 ERA, 6.0 IP, H, ER, 5 K, 2 BB | | | | | | | | | | | | | | | |
| | | W/ RISP: .071/.133/.071, H, 2 RBI, 3 K, BB, 16 PA | | | | | | | | | | | | | | | |
| | | LAST WIN: 8/9/23 @ TUL | | | | | | | | | | | | | | | |
| | | LAST LOSS: 6/3/23 @ EVE (A+) | | | | | | | | | | | | | | | |
| | | LAST SAVE: 8/1/23 vs CC | | | | | | | | | | | | | | | |

| #40 CHRISTIAN MONTES DE OCA - RHP 2023 HIGHS: IP- 2.1, K- 3, BB- 2, H- 5, R- 4, ER- 3 | | | | RECENT APPEARANCES | | | | | | | | | | | |
|---|--|--|--|--------------------|--|--|--|--|--|--|--|--|--|--|--|
| HEIGHT: 6'4" | | WEIGHT: 230 | | B/T: R/R | | AGE: 23 (8/30/1999 in Santo Domingo, Dominican Republic) | | | | | | | | | |
| 34 G | | 2-2 | | 5/7 SV/SVO | | 42/21 K/BB | | 4.40 ERA | | | | | | | |
| OVERALL: 34 G, 7 HLD, 15 GF, 47.0 IP, 40 H, 23 ER, 7 HR, 42 K, 21 BB AUGUST: 6 G, 1-0, 1.86 ERA, 3 SV, 9.2 IP, 6 H, 3 HR, 4 R, 2 ER, 10 K, 3 BB | | | | | | | | | | | | | | | |
| LAST 10 G: 1-0, 2.45 ERA, 6 GF, 3 SV, 14.2 IP, 13 H, 4 HR, 4 ER, 16 K, 3 BB VS. ARK: 2 G, 1-0, 2.70 ERA, SV, 3.1 IP, 2 H, R, ER, HR, 3 K, 2 BB | | | | | | | | | | | | | | | |
| 🧤 Allowed runs in just two of his 10 games with Low-A Visalia to begin his professional career in 2022. | | | | | | | | | | | | | | | |
| 🧤 Made his professional debut on 4/21/2022 vs. San Jose tossing two scoreless innings where he struck out five batters. | | | | | | | | | | | | | | | |
| 🧤 Was a perfect 13-for-13 in save opportunities, tied for the most in the Diamondbacks farm system in 2022. | | | | | | | | | | | | | | | |
| 🧤 By April's end, he earned a 1.02 WHIP and a .139 BAA (5-for-36) in seven relief appearances (10.2 IP). | | | | | | | | | | | | | | | |
| 2023 SPLITS | | VS. RHB: .173/.216/.309, 19 H, 4 HR, 2B, 3B, 11 RBI, 32 K, 6 BB HOME: 17 G, 2-0, 4.97 ERA, 25.1 IP, 25 H, 4 HR, 14 ER, 23 K, 12 BB W/ RISP: .288/.345/.404, 15 H, 3 2B, HR, 18 RBI, 17 K, 4 BB | | | | | | VS. LHB: .323/.451/.538, 21 H, 5 2B, 3 HR, 16 RBI, 10 K, 16 BB AWAY: 17 G, 0-2, 3.74 ERA, 10 GF, 6 HLD, 3 SV, 21.2 IP, 15 H, 9 ER, 3 HR, 19 K, 9 BB | | | | | | | |
| LAST WIN: 8/15/23 vs ARK LAST LOSS: 7/5/23 @ SPR LAST SAVE: 8/18/23 vs ARK | | | | | | | | | | | | | | | |

| #45 - LHP EMAILIN MONTILLA | | 2023 HIGHS: IP- 1.2, K- 2, BB- 3, H- 4, R- 4, ER- 4 | | | | RECENT APPEARANCES | | | | | | | | | | | | | | | | | | | | | |
|--|--|--|--|------------|--|--|--|-----------|--|--------------------------------------|--|--|--|--|--|--|--|--|--|--|--|--|--|--|--|--|--|
| HEIGHT: 6'5" | | WEIGHT: 270 | | B/T: L/L | | AGE: 27 (10/2/1995 in Neiba, Dominican Republic) | | | | DATE DEC P-S IP H R ER HR BB SO IR/S | | | | | | | | | | | | | | | | | |
| 4 G | | 0-1 | | 0/1 SV/SVO | | 3/5 K/BB | | 13.50 ERA | | 8/5 BS (1) 51-24 1.2 4 4 4 0 3 1 1/1 | | | | | | | | | | | | | | | | | |
| | | | | | | | | | | 8/8 ND 27-16 1.0 0 0 0 0 1 0 0/0 | | | | | | | | | | | | | | | | | |
| | | | | | | | | | | 8/13 ND 3-3 0.1 0 0 0 0 0 0 0/0 | | | | | | | | | | | | | | | | | |
| | | | | | | | | | | 8/17 L(1) 17-11 1.0 2 2 2 0 1 2 0/0 | | | | | | | | | | | | | | | | | |
| OVERALL: 3 G, BS, 2 GF, 3.0 IP, 4 H, 2B, 4 R, 4 ER, K, 4 BB | | | | | | | | | | | | | | AUGUST: 4 G, 0-1, 13.50 ERA, 2 GF, BS, 4.0 IP, 6 H, 2B, 3B, 6 R, 6 ER, 3 K, 5 BB | | | | | | | | | | | | | |
| LAST 10 G: 0-1, 13.50 ERA, 2 GF, BS, 4.0 IP, 6 H, 6 R, 6 ER, 3 K, 5 BB | | | | | | | | | | | | | | VS. ARK: 1 G, 0-1, 18.00 ERA, 1.0 IP, 2 H, 2 R, 2 ER, 2 K, BB | | | | | | | | | | | | | |
| <div><div></div><div>Was signed by the Arizona Diamondbacks to a minor league contract on March, 20, 2023</div></div> | | | | | | | | | | | | | | | | | | | | | | | | | | | |
| <div><div></div><div>Spent the 2019-2022 seasons playing internationally between in Japan, the Dominican Winter League, Italian League, and the Nicaraguan Winter League, going 15-13 with a 3.58 ERA in 73 games (18 starts).</div></div> | | | | | | | | | | | | | | | | | | | | | | | | | | | |
| <div><div></div><div>Had his best season with Parmacima (Italian Serie A) in 2022 where he went 8-1 with a 1.68 ERA in 10 starts with 67 K and 9 BB.</div></div> | | | | | | | | | | | | | | | | | | | | | | | | | | | |
| <div><div></div><div>In 15 games during his first minor league season has gone 1-0 with a 6.08 ERA between the ACL, Visalia, and Hillsboro.</div></div> | | | | | | | | | | | | | | | | | | | | | | | | | | | |
| 2023 SPLITS | | VS. RHB: .250/.333/.250, 3 H, 4 RBI, 3 K, 2 BB, 15 PA HOME: 2 G, 0-1, 20.25 ERA, 2.2 IP, 6 H, 6 ER, 3 K, 4 BB W/ RISP: .500/.583/.625, 4 H, 2B, 7 RBI, 2 K, 3 BB | | | | | | | | | | | | VS. LHB: .750/.857/1.500, 3 H, 2B, 3B, 3 RBI, 3 BB, 7 PA AWAY: 2 G, 0-0, 0.00 ERA, 2 GF, 1.1 IP, BB | | | | | | | | | | | | | |
| LAST WIN: 6/11/23 vs SJ (A-) LAST LOSS: 8/17/23 vs ARK LAST SAVE: 6/5/23 @ ACL OAK (RK) | | | | | | | | | | | | | | | | | | | | | | | | | | | |

#41 MICHEL OTANEZ - RHP 2023 HIGHS: IP - 2.0, K - 4, BB - 3, H - 3, R - 5, ER - 5

HEIGHT: 6'4" WEIGHT: 218 B/T: R/R AGE: 26 (7/3/1997 in Villa La Mata, Dominican Republic)

22 G 3-2 0/5 SV/SVO 42/18 K/BB 6.15 ERA

OVERALL: 22 G, 3 GF, 4 HLD, 26.1 IP, 24 H, 18 ER, 2 HR, 42 K, 18 BB AUGUST: 6 G, 1-0, 4.70 ERA, HLD, 2 BS, 7.2 IP, 6 H, 5 R, 4 ER, 13 K, 5 BB

LAST 10 G: 2-1, 8.53 ERA, GF, HLD, 12.2 IP, 14 H, 12 ER, 18 K, 11 BB VS. ARK: 1 G, 0-0, 0.00 ERA, 0/1 SVO, 1.0 IP, R, 2 K, BB

Entering his 6th professional season, having been in professional ball since his 2016 debut season in the Mets system.

During his debut season, he posted a 1-1 record with a 4.64 ERA across five starts in the Dominican Summer League.

This year marks the first year being apart of the D-backs organization, being signed as a minor league free agent on November 14, 2022.

Through his first five appearances this season, he posted a 3.00 ERA (2 ER, 6.0 IP) with a 5.5 K:BB (11 K, 2 BB).

2023 SPLITS VS. RHB: .246/.380/.338, 16 H, 3 2B, HR, 7 RBI, 28 K, 11 BB VS. LHB: .222/.364/.389, 8 H, 3 2B, HR, 9 RBI, 14 K, 7 BB
HOME: 11 G, 1-0, 3.77 ERA, 3 GF, 2 HLD, 14.1 IP, 14 H, HR, 6 ER, 19 K, 12 BB AWAY: 11 G, 2-2, 9.00 ERA, 12.0 IP, 10 H, 12 ER, HR, 23 K, 6 BB, 3 HB
W/ RISP: .158/.304/.211, 6 H, 2 2B, 13 RBI, 19 K, 7 BB

RECENT APPEARANCES

| DATE | DEC | P-S | IP | H | R | ER | HR | BB | SO | IR/S |
|------|--------------|-------|-----|---|---|----|----|----|----|------|
| 7/1 | ND | 22-12 | 1.0 | 2 | 2 | 2 | 0 | 1 | 1 | 0/0 |
| 7/5 | HLD (3) | 21-11 | 1.0 | 0 | 0 | 0 | 0 | 1 | 1 | 0/0 |
| 7/14 | ND | 17-9 | 1.0 | 1 | 2 | 2 | 0 | 0 | 2 | 0/0 |
| 7/18 | W (2) | 34-22 | 2.0 | 3 | 1 | 1 | 0 | 1 | 2 | 0/0 |
| 7/22 | ND | 34-25 | 2.0 | 2 | 0 | 0 | 0 | 0 | 3 | 0/0 |
| 7/25 | L (2) BS (3) | 23-8 | 0.0 | 2 | 5 | 5 | 0 | 3 | 0 | 1/1 |
| 8/1 | H (4) | 20-14 | 1.0 | 1 | 0 | 0 | 0 | 1 | 1 | 0/0 |
| 8/4 | ND | 29-20 | 2.0 | 1 | 0 | 0 | 0 | 0 | 1 | 0/0 |
| 8/6 | ND | 23-13 | 1.0 | 0 | 0 | 0 | 0 | 1 | 3 | 0/0 |
| 8/10 | W (3) BS (4) | 42-27 | 2.0 | 1 | 2 | 2 | 0 | 2 | 4 | 0/0 |
| 8/13 | ND | 29-18 | 0.2 | 3 | 2 | 2 | 0 | 0 | 2 | 0/0 |
| 8/17 | BS (5) | 20-13 | 1.0 | 0 | 1 | 0 | 0 | 1 | 2 | 0/0 |

LAST WIN: 8/10/23 @ TUL
LAST LOSS: 7/25/23 @ MID
LAST SAVE: 8/23/22 vs. WOR (AAA)

#23 - RHP TAYLOR RASHI 2023 HIGHS: IP- 1.0, K--, BB--, H- 2, R- 1, ER- 1

HEIGHT: 6'4" WEIGHT: 220 B/T: R/R AGE: 27 (1/15/1996 in Torrance, CA)

1 G 0-0 -/- SV/SVO -/- K/BB 9.00 ERA

OVERALL: 1 G, 1.0 IP, 2 H, R, ER AUGUST: 1 G, 0-0, 9.00 ERA, 1.0 IP, 2 H, R, ER

LAST 10 G: 0-0, 9.00 ERA, 1.0 IP, 2 H, R, ER VS. ARK: 1 G, 0-0, 9.00 ERA, 1.0 IP, 2 H, R, ER

Was originally selected by the San Francisco Giants in the 23rd round of the 2019 MLB Draft out of UC-Irvine

Appeared in 10 games during the 2019 season, going 2-0 with a 1.15 ERA between rookie and short-season A ball.

Spent 2021 with High-A Eugene where he went 6-3 with a 4.44 ERA in 32 games in the Northwest League.

Appeared in 30 games with Double-A Richmond in 2022 where he went 1-3 with a 2.83 ERA.

Was claimed off waivers by the Arizona Diamondbacks on December 7, 2022...Was placed on the 60-day IL on 3/31/23

2023 SPLITS VS. RHB: .000/.000/.000, 1 AB VS. LHB: .500/.500/.750, 2 H, 2B, RBI
HOME: 1 G, 0-0, 9.00 ERA, 1.0 IP, 2 H, 2B, R, ER AWAY: --
W/ RISP: .000/.000/.000, 1 AB

RECENT APPEARANCES

| DATE | DEC | P-S | IP | H | R | ER | HR | BB | SO | IR/S |
|------|-----|-------|-----|---|---|----|----|----|----|------|
| 8/16 | ND | 19-12 | 1.0 | 2 | 1 | 1 | 0 | 0 | 0 | 0/0 |

LAST WIN: 7/29/22 vs SOM (AA)
LAST LOSS: 8/4/23 vs ACL Giants (Rk)
LAST SAVE: 5/5/22 vs AKR (AA)

#31 JAKE RICE - LHP 2023 HIGHS: IP - 2.0, K - 5, BB - 3, H - 3, R - 5, ER - 5

HEIGHT: 6'1" WEIGHT: 220 B/T: L/L AGE: 26 (7/19/1997 in Birmingham, AL)

32 G 4-0 3/3 SV/SVO 45/29 K/BB 8.44 ERA

OVERALL: 32 G, HLD, 8 GF, 32.0 IP, 25 H, 30 ER, 4 HR, 45 K, 29 BB, 7 HB AUGUST: 6 G, 2-0, 2.89 ERA, 2 GF, SV, 9.1 IP, 8 H, 2 HR, 3 ER, 17 K, 3 BB

LAST 10 G: 2-0, 3.55 ERA, GF, SV, 12.2 IP, 10 H, 5 ER, 2 HR, 21 K, 8 BB VS. ARK: 2 G, 0-0, 7.71 ERA, GF, SV, 2.1 IP, 3 H, 2 R, 2 ER, HR, 4 K, BB

Made his professional and Low-A debut on 8/18/2021 and tossed 3.2 innings of relief, allowing just one (1) hit and punching out six (6).

During his time in Hillsboro in 2022 (4/9-5/22), tied 1st in wins (3) and 2nd in game appearances (11) among qualified club mates.

From 8/12-9/16/2022 (AMA), he held his opponent scoreless in eight (8) out of 10 straight relief appearances (9.2 IP), allowing just four (4) earned runs and punching out 10 in the process (3.91 ERA).

Set a season-high with 2.0 IP and five strikeouts of the Corpus Christi Hooks on August 5.

2023 SPLITS VS. RHB: .243/.424/.459, 18 H, 4 2B, 4 HR, 19 RBI, 30 K, 19 BB, 5 HB VS. LHB: .159/.339/.182, 7 H, 2B, 6 RBI, 15 K, 10 BB, 2 HB
HOME: 18 G, 2-0, 6.11 ERA, 17.2 IP, 15 H, 12 R, 12 ER, 3 HR, 24 K, 15 BB AWAY: 14 G, 2-0, 11.30 ERA, 14.1 IP, 10 H, 18 ER, HR, 21 K, 14 BB, 6 HB
W/ RISP: .294/.500/.441, 10 H, 2 2B, HR, 20 RBI, 11 K, 14 BB, HB

RECENT APPEARANCES

| DATE | DEC | P-S | IP | H | R | ER | HR | BB | SO | IR/S |
|------|-------|-------|-----|---|---|----|----|----|----|------|
| 6/20 | ND | 29-13 | 1.0 | 0 | 1 | 1 | 0 | 3 | 1 | 0/0 |
| 6/23 | ND | 30-12 | 1.0 | 1 | 2 | 2 | 0 | 3 | 1 | 0/0 |
| 7/16 | ND | 6-3 | 0.1 | 0 | 0 | 0 | 0 | 0 | 0 | 0/0 |
| 7/20 | ND | 19-9 | 1.0 | 1 | 0 | 0 | 0 | 2 | 0 | 0/0 |
| 7/23 | ND | 23-9 | 1.0 | 0 | 0 | 0 | 0 | 2 | 1 | 1/1 |
| 7/29 | ND | 29-18 | 1.0 | 1 | 2 | 2 | 0 | 1 | 3 | 0/0 |
| 8/3 | W (3) | 10-8 | 1.0 | 1 | 0 | 0 | 0 | 1 | 1 | 0/0 |
| 8/5 | ND | 25-23 | 2.0 | 2 | 1 | 1 | 1 | 0 | 5 | 0/0 |
| 8/8 | ND | 37-26 | 2.0 | 1 | 0 | 0 | 0 | 3 | 3 | 0/0 |
| 8/12 | W (4) | 31-20 | 2.0 | 1 | 0 | 0 | 0 | 1 | 4 | 0/0 |
| 8/15 | S (3) | 16-11 | 1.0 | 1 | 2 | 2 | 1 | 1 | 1 | 0/0 |
| 8/18 | ND | 22-17 | 1.1 | 2 | 0 | 0 | 0 | 0 | 3 | 0/0 |

LAST WIN: 8/12/23 @ TUL
LAST LOSS: 8/24/21 vs. RC (A-)
LAST SAVE: 8/15/23 vs ARK

#25 MITCHELL STUMPO - RHP 2023 HIGHS: IP - 2.1, K - 4, BB - 4, H - 4, R - 3, ER - 3

HEIGHT: 6'2" WEIGHT: 205 B/T: R/R AGE: 26 (6/17/1996 in Raleigh, NC)

27 G 1-2 -/- SV/SVO 51/29 K/BB 6.75 ERA

OVERALL: 27 G, 3 HLD, 7 GF, 30.2 IP, 31 H, 26 R, 23 ER, 5 HR, 51 K, 29 BB AUGUST: 5 G, 0-0, 5.14 ERA, HLD, 7.0 IP, 8 H, 4 R, 4 ER, 2 HR, 12 K, 2 BB

LAST 10 G: 0-0, 6.97 ERA, GF, HLD, 10.1 IP, 11 H, 8 R, 8 ER, 2 HR, 20 K, 10 BB VS. ARK: 1 G, 0-0, 0.00 ERA, 1.0 IP, H, 3 K

Signed by the Arizona Diamondbacks as a minor league free agent on 7/2/2019 out of Guilford College (Guilford, NC).

In his debut season from 8/8-8/30, appeared in seven straight games (9.0 IP) without allowing a run, conceding just two hits, a plunk and three walks while fanning 12 for a 12.0 K/9 and a 4.0 strikeout to walk ratio.

Last season with Triple-A Reno, he finished the season with a 1.34 WHIP and a 10.6 K/9 (51 K, 43.1 IP)

2023 SPLITS VS. RHB: .233/.360/.329, 17 H, HR, 4 2B, 13 RBI, 28 K, 13 BB VS. LHB: .292/.462/.583, 14 H, 3B, 4 HR, 13 RBI, 23 K, 16 BB
HOME: 13 G, 1-0, 5.74 ERA, 15.2 IP, 14 H, 10 ER, 2 HR, 27 K, 17 BB AWAY: 14 G, 0-2, 7.60 ERA, 15.0 IP, 17 H, 16 R, 13 ER, 3 HR, 24 K, 12 BB
W/ RISP: .238/.460/.286, 10 H, 2 2B, 19 RBI, 20 K, 17 BB

RECENT APPEARANCES

| DATE | DEC | P-S | IP | H | R | ER | HR | BB | SO | IR/S |
|---------|-------|-------|-----|---|---|----|----|----|----|------|
| 7/4 | ND | 28-21 | 1.1 | 1 | 1 | 1 | 0 | 0 | 3 | 0/0 |
| 7/8 (2) | ND | 10-8 | 1.0 | 0 | 0 | 0 | 0 | 0 | 1 | 0/0 |
| 7/14 | ND | 14-7 | 0.2 | 1 | 0 | 0 | 0 | 1 | 1 | 2/1 |
| 7/19 | ND | 30-14 | 0.1 | 0 | 3 | 3 | 0 | 4 | 1 | 0/0 |
| 7/23 | ND | 23-12 | 1.0 | 1 | 0 | 0 | 0 | 1 | 2 | 0/0 |
| 7/25 | ND | 25-13 | 1.0 | 1 | 1 | 1 | 0 | 2 | 3 | 3/3 |
| 7/30 | ND | 4-3 | 0.1 | 0 | 0 | 0 | 0 | 0 | 1 | 1/0 |
| 8/3 | ND | 31-19 | 1.2 | 2 | 1 | 1 | 0 | 1 | 1 | 1/0 |
| 8/5 | ND | 43-26 | 1.2 | 3 | 2 | 2 | 1 | 1 | 4 | 2/0 |
| 8/9 | H (3) | 14-11 | 1.0 | 0 | 0 | 0 | 0 | 0 | 3 | 0/0 |
| 8/12 | ND | 25-18 | 1.2 | 2 | 1 | 1 | 1 | 0 | 1 | 1/1 |
| 8/16 | ND | 16-12 | 1.0 | 1 | 0 | 0 | 0 | 0 | 3 | 0/0 |

LAST WIN: 5/31/23 vs. SPR
LAST LOSS: 6/23/23 @ CC
LAST SAVE: 4/12/23 vs SAC (AAA)

#29 RAFFI VIZCAINO - RHP 2023 HIGHS: IP - 2.0, K - 6, BB - 4, H - 3, R - 3, ER - 3

HEIGHT: 6'0" WEIGHT: 237 B/T: R/R AGE: 27 (12/2/1995 in Sabana Grande, Dominican Republic)

19 G 0-1 2/3 SV/SVO 33/18 K/BB 5.73 ERA

OVERALL: 19 G, 8 GF, 2 HLD, 22.0 IP, 21 H, 16 R, 14 ER, 5 HR, 33 K, 18 BB AUGUST: 6 G, 0-0, 4.70 ERA, GF, HLD, 7.2 IP, 8 H, 4 R, 4 ER, HR, 11 K, 7 BB

LAST 10 G: 0-0, 3.95 ERA, 2 GF, 2 HLD, 13.2 IP, 12 H, 6 R, 6 ER, 3 HR, 18 K, 10 BB VS. ARK: 1 G, 0-0, 18.00 ERA, 1.0 IP, 3 H, 2 R, 2 ER, 3 K, BB

Entering his ninth professional season after taking a one year hiatus for the 2022 campaign, professionally debuting back in 2013.

During his debut 2013 season, he posted a 3.80 ERA across 11 game starts (47.1 IP) while punching out 41 batters.

This season will be his first in the yellow city and the third season that he spends time at the Double-A level.

In his most recent season (2021), he logged a 5.40 ERA (24 ER, 40.0 IP) in 32 relief appearances (2 GS).

2023 SPLITS VS. RHB: .276/.386/.552, 16 H, 4 HR, 2 2B, 3B, 12 RBI, 23 K, 11 BB VS. LHB: .192/.364/.385, 5 H, HR, 3B, 2 RBI, 10 K, 7 BB
HOME: 11 G, 0-0, 6.59 ERA, 4 GF, HLD, 13.2 IP, 16 H, 12 R, 10 ER, 3 HR, 23 K, 11 BB AWAY: 8 G, 0-1, 4.32 ERA, 4 GF, 2/3 SVO, 8.1 IP, 5 H, 4 R, 4 ER, 2 HR, 10 K, 7 BB
W/ RISP: .240/.375/.360, 6 H, HR, 9 RBI, 12 K, 6 BB

RECENT APPEARANCES

| DATE | DEC | P-S | IP | H | R | ER | HR | BB | SO | IR/S |
|------|-------|-------|-----|---|---|----|----|----|----|------|
| 7/9 | S (2) | 19-11 | 1.0 | 0 | 0 | 0 | 0 | 1 | 0 | 0/0 |
| 7/15 | ND | 17-14 | 1.0 | 0 | 0 | 0 | 0 | 0 | 1 | 0/0 |
| 7/20 | ND | 29-20 | 2.0 | 2 | 1 | 1 | 1 | 1 | 2 | 0/0 |
| 7/23 | ND | 9-6 | 1.0 | 2 | 1 | 1 | 1 | 0 | 1 | 0/0 |
| 7/27 | ND | 22-12 | 1.0 | 0 | 0 | 0 | 0 | 2 | 1 | 0/0 |
| 7/29 | H (1) | 24-14 | 2.0 | 0 | 0 | 0 | 0 | 0 | 3 | 0/0 |
| 8/1 | H (2) | 32-23 | 2.0 | 0 | 0 | 0 | 0 | 1 | 2 | 0/0 |
| 8/4 | ND | 32-22 | 2.0 | 2 | 0 | 0 | 0 | 1 | 4 | 0/0 |
| 8/6 | ND | 9-6 | 0.2 | 1 | 0 | 0 | 0 | 0 | 0 | 3/2 |
| 8/9 | ND | 20-12 | 1.0 | 2 | 1 | 1 | 1 | 0 | 0 | 0/0 |
| 8/13 | ND | 29-11 | 1.0 | 0 | 1 | 1 | 0 | 4 | 2 | 0/0 |
| 8/17 | ND | 29-21 | 1.0 | 3 | 2 | 2 | 0 | 1 | 3 | 0/0 |

LAST WIN: 4/28/23 vs SUG (AAA)
LAST LOSS: 7/5/23 @ SPR
LAST SAVE: 7/9 @ SPR

PITCHER STARTS: Albright (23), Hill (21), Patrick (19), Olivero (17), Bain (7), Lin (6), Grammes (5), Solomon (5), Tineo (4), Jarvis (3), Davies (1), Mabrey (1)

[illegible]

| | W | L | ERA | G | CG | SHO | SV | SVO | IP | H | R | ER | HR | HB | BB | IBB | SO | WHIP | AVG |
|--|----|----|------|-----|----|-----|----|-----|-------|-----|-----|-----|-----|----|-----|-----|------|------|------|
| | 61 | 51 | 5.64 | 112 | 0 | 5 | 28 | 49 | 972.0 | 978 | 676 | 609 | 143 | 64 | 558 | 5 | 1057 | 1.58 | .260 |

[illegible]

| | W | L | ERA | G | CG | SHO | SV | SVO | IP | H | R | ER | HB | BB | SO | WHIP | AVG |
|------|----|----|------|----|----|-----|----|-----|-------|-----|-----|-----|----|-----|-----|------|------|
| HOME | 31 | 24 | 6.32 | 55 | 0 | 1 | 12 | 20 | 487.0 | 521 | 378 | 342 | 30 | 299 | 535 | 1.68 | .272 |
| ROAD | 30 | 27 | 4.95 | 57 | 0 | 4 | 16 | 29 | 485.0 | 457 | 298 | 267 | 34 | 259 | 522 | 1.48 | .249 |

| PLAYER | LENGTH(IP) - DATES | STREAK STATS | PLAYER | LENGTH - DATES | STREAK STATS |
|-------------|---------------------|-----------------------------------|----------------|--------------------|------------------------|
| Patrick | 16.2 - 7/19-30 | 3 GS, 14 K, 10 H, 2 BB | Green | 12 G, 6/3-7/8 | 8 H, 13 K, 4 BB, 58 BF |
| Green | 15.1 - 6/3-7/8 | 12 G, 8 H, 13 K, 4 BB | Backhus | 9 G - 5/18-6/11 | 10 H, 14 K, 4 BB, HB |
| Hill | 14.1 - 7/15-27 | 3 GS, 6 H, 13 K, 4 BB | Saalfrank | 8 G - 5/7-5/30 | 3 H, 17 K, 5 BB, HB |
| Saalfrank | 12.1 - 5/4-5/30 | 9 G, 3 H, 18 K, 5 BB, HB | Backhus | 6 G, 7/8-30 | 7 H, 7 K, 5 BB |
| Patrick | 11.1 - 5/21-6/3 | 3 GS, 3 H, 12 K, 4 BB | Pope | 6 G - 5/26 - 6/16 | 4 H, 11 K, 35 BF |
| Backhus | 10.2 - 5/18-6/11 | 9 G, 10 H, 14 K, 4 BB, HB | Backhus | 6 G - 4/15-5/3 | 2 H, 2 BB, 9 K |
| Pope | 10.1 - 5/26-6/20 | 7 G, 4 H, 13 K, 2 BB, HB | Grammes | 5 G, 7/15-29 | 10 H, 14 K, 2 BB, HBP |
| Backhus | 9.1 - 4/12-5/6 | 8 G, 4 H, 12 K, 2 BB | Vizcaino | 5 G, 7/27-8/6 | 3 H, 10 K, 4 BB |
| Grammes | 9.1 - 7/15-8/3 | 6 G (3 GS), 11 H, 15 K, 2 BB, HBP | Backhus | 4 G, 8/5-16 | 2 H, 10 K, 3 BB |
| Backhus | 7.2 - 7/8-8/2 | 7 G, 8 H, 7 K, 5 BB | Rice | 4 G, 6/3-15 | H, 3 K, 2 BB, HB |
| Lin | 7.2 - 7/22-28 | 2 GS, 4 H, 9 K, BB, HBP | Grammes | 3 G, 6/28-7/5 | 2 H, 4 K, 3 BB |
| Vizcaino | 7.2 - 7/23-8/6 | 5 G, 3 H, 10 K, 4 BB | Larsen | 3 G, 4/26-8/3 | H, 4 K, 6 BB |
| Hill | 7.1 - 8/8-13 | 2 GS, 3 H, 6 K | Montes De Oca | 3 G, 8/5-12 | H, 6 K, 2 SV |
| Hill | 7.1 - 4/8-4/15 | 2 GS, 6 H, 9 K, 4 BB, HBP | Montes De Oca | 3 G, 7/9-20 | 3 H, 3 K, BB |

EJECTIONS

| PLAYER/COACH | DATE/LOCATION | UMPIRE | REASON |
|----------------|------------------------------------|---------------------|---------------|
| Shawn Roof | 4/30, HODGETOWN vs. FRI | HP Jarrod Moehlmann | Arguing call |
| Shawn Roof | 5/20, Riders Field @ FRI | 3B Steven Rios Jr. | Arguing call |
| Shawn Roof | 6/9, Momentum Bank Ballpark @ MID | 3B Sean Sparling | Checked swing |
| Jamison Hill | 6/18, HODGETOWN vs SA | 1B Steven Rios Jr. | Words |
| Shawn Roof | 6/18, HODGETOWN, vs SA | HP Malcom Smith | Arguing call |
| Juan Centeno | 6/30, HODGETOWN, vs TUL | HP Jarrod Moehlmann | Arguing call |
| Tom Gorzelanny | 7/28, Momentum Bank Ballpark @ MID | HP Chris Murphy | Balls/Strikes |
| Shawn Roof | 8/4, HODGETOWN, vs CC | HP Ty Krauss | Arguing Balk |

AWARDS

| PLAYER/COACH | AWARD | DATES | STATS |
|------------------|----------------------------------|----------------|---|
| Bryce Jarvis | TEX Pitcher of the Week | 4/17-4/23/2023 | W, 5.0 IP, 0 H, 8 K, 4 BB |
| Ryan Bliss | Texas League Player of the Month | April | .410 AVG (34-for-83), 2 HR, 14 RBI, 17 R, 18 G |
| Chad Patrick | TEX Pitcher of the Week | 5/22-5/28/2023 | W, 7.0 IP, 2 H, 6 K, 2 BB |
| Ryan Bliss | Texas League Player of the Month | May | .361 AVG (35-for-97), 5 HR, 13 RBI, 21 R, 23 G |
| Andrew Saalfrank | Amarillo Player of the Month | May | 9 C, 1-0, 1.42 ERA, 12.2 IP |
| Ryan Bliss | Amarillo Player of the Month | May | .361 AVG (35-for-97), 5 HR, 13 RBI, 21 R, 23 G |
| Caleb Roberts | TEX Player of the Week | 6/28-7/2 | .438 (7-for-16) 3 HR, 22B, 4 RBI, 3 BB, 1.675 OPS |

2023 MILESTONES ON THE HORIZON

| NAME | MILESTONE | TO MEET |
|------|-----------|---------|
|------|-----------|---------|

2023 MILESTONES REACHED

| NAME | MILESTONE | DATE |
|---------------------|-----------------------|-----------------|
| Luke Albright | 150 Career IP | 4/7 @ FRI |
| Ryan Bliss | 150 Career Hits | 4/14 vs. CC |
| A.J. Vukovich | 150 Career RBI | 4/16 vs. CC |
| Tim Tawa | 150 Career Hits | 4/16 vs. CC |
| A.J. Vukovich | 150 Career RBI | 4/16 vs. CC |
| Andrew Saalfrank | 100 Career Strikeouts | 4/20 @ NWA |
| Jamison Hill | 150 Career Strikeouts | 4/21 @ NWA |
| Austin Pope | 200 Career Strikeouts | 4/21 @ NWA |
| Austin Pope | 200 Career IP | 6/24 @ CC |
| Devon De Los Santos | 150 Career RBI | 4/26 vs. FRI |
| Jackson Goddard | 150 Career Strikeouts | 4/28 vs. FRI |
| Deyni Olivero | 400 Career IP | 4/29 vs. FRI |
| Tristin English | 250 Career Hits | 4/29 vs. FRI |
| Adrian Del Castillo | 100 Career Hits | 4/30 vs. FRI |
| A.J. Vukovich | 250 Career Hits | 5/4 @ CC |
| Michel Otanez | 250 Career Strikeouts | 5/17 @ FRI |
| Ryan Bliss | 200 Career Hits | 5/28 @ SA |
| Ryan Bliss | 100 Career RBI | 6/17 vs SA |
| Kyle Backhus | 100 Career IP | 6/1 vs. SPR |
| Deyni Olivero | 300 Career Strikeouts | 6/3 (2) vs. SPR |
| Jordan Lawlar | 150 Career Hits | 6/3 (1) vs. SPR |
| Josh Green | 250 Career Strikeouts | 6/14 vs SA |
| Jeff Bain | 500 Career Strikeouts | 7/3 (2) vs TUL |
| Tim Tawa | Most Single-Season HR | 14, 7/15 vs FRI |
| Caleb Roberts | Most Single-Season HR | 10, 7/15 vs FRI |
| Jordan Lawlar | 100 Career RBI | 7/16 vs FRI |
| A.J. Vukovich | Most Single-Season HR | 18, 7/22 vs WCH |
| Seth Beer | 450 Career MiLB Hits | 7/22 vs WCH |
| Kyle Backhus | 150 Career Strikeouts | 7/28 @ MID |
| Austin Pope | 250 Career Strikeouts | 7/29 @ MID |
| Chad Patrick | 150 Career Strikeouts | 7/30 @ MID |

SOD POODLES vs. LEAGUE IN 2023 (REGULAR SEASON)

| NORTH DIVISION | OVERALL | HOME | AWAY | SOUTH DIVISION | OVERALL | HOME | AWAY |
|----------------|---------|------|------|----------------|---------|------|------|
| Arkansas | 3-1 | 3-1 | 0-0 | Corpus Christi | 11-13 | 6-6 | 5-7 |
| NW Arkansas | 3-3 | 0-0 | 3-3 | Frisco | 9-9 | 5-4 | 4-5 |
| Springfield | 7-5 | 4-2 | 3-3 | Midland | 11-7 | 2-4 | 9-3 |
| Tulsa | 9-3 | 5-1 | 4-2 | San Antonio | 4-8 | 2-4 | 2-4 |
| Wichita | 4-2 | 4-2 | 0-0 | --- | | | |

SOD POODLES vs. LEAGUE ALL-TIME (REGULAR SEASON)

| NORTH DIVISION | OVERALL | HOME | AWAY | SOUTH DIVISION | OVERALL | HOME | AWAY |
|----------------|---------|-------|-------|----------------|---------|-------|-------|
| Arkansas | 14-15 | 9-7 | 5-8 | Corpus Christi | 52-50 | 26-20 | 26-30 |
| NW Arkansas | 18-14 | 8-5 | 10-9 | Frisco | 46-49 | 27-26 | 19-23 |
| Springfield | 20-17 | 10-8 | 10-9 | Midland | 56-43 | 26-23 | 30-20 |
| Tulsa | 26-24 | 13-12 | 13-12 | San Antonio | 27-29 | 12-12 | 15-17 |
| Wichita | 14-10 | 7-5 | 7-5 | --- | | | |

SOD POODLES OFFENSE

Most Runs, Game: 17 (8/16 vs ARK)
Most Runs, Inning: 7 (5x: Last: 6/29 vs. TUL, 1st inning)
Most Hits, Game (Team): 18 (3x: Last: 6/8 @ MID)
Most Hits, Game (Indiv.): 4 (6x: Last: Castillo, 8/16 vs ARK)
Fewest Hits, Game: 2 (3x: Last: 5/18 @ FRI)
Most Hits, Inning: 8 (5/5 @ CC, 3rd inning)
Most HRs, Game (Team): 5 (4x, Last: 8/16 vs ARK)
Most HRs, Game (Indiv.): 3 (Vukovich, 7/3 (1) vs TUL)
Most HR, Inning (Team): 3 (3x, Last: 8/16 vs ARK, 5th inning)
Most SBs, Game (Team.): 9 (7/1 vs. TUL)
Most SBs, Game (Indiv.): 3 (4x, Last: Lawlar, 8/10 @ TUL)
Grand Slams: 6 (Last: Castillo, 8/15 vs ARK)
Most Runners LOB, Team: 14 (2x, Last: 7/4 @ SPR)
Most Runs Combined (Two Teams): 24 (8/2 vs CC)
Most Hits Combined (Two Teams): 33 (4/12 vs. CC)
Most Home Runs During Series (Two Teams): 31 (6/28-7/3 vs. TUL)
Most Runs To Overcome Deficit: 10 (4/26 vs. FRI)

SOD POODLES DEFENSE

Most Errors, Team: 4 (2x, Last: 5/23 @ SA)
Most Errors, Individual: 2 (3x, Last: De Los Santos, 8/18 vs ARK)
Most Double Plays: 3 (2x, Last: 7/18 vs. WCH)

SOD POODLES PITCHING

Most Ks, Team (9 innings): 18 (8/17 vs ARK)
Most Ks, Team (extra innings): 16 (6/30 vs TUL (13)
Most Walks, Team: 13 (8/6 vs CC)
Shutouts: 5 (Last: 7/16 vs FRI)
Complete Games (9 IP): --
Complete Games (7 IP): --
Complete Game Shutout, Individual: --
Complete Game Shutout (9.0 IP) Individual: --
Longest Start: 7.0 IP (4x, Last: Lin, 7/22 vs WCH)
Longest Relief Appearance: 3.1 IP (2x: Last: Workman, 4/26 vs. FRI)
Most Ks, Individual: 11 (Solomon, 8/17 vs ARK)
Most Walks, Individual: 6 (2x: Last: Olivero, 5/23 @ SA)

OPPONENTS OFFENSE

Most Runs, Game: 16 (2x: Last: 5/11 vs. MID)
Most Runs, Inning: 8 (3x: Last: 8/6 vs CC, 3rd inning)
Most Hits, Game (Team): 19 (5/11 vs. MID)
Most Hits, Game (Indiv.): 5 (2x: Last: Calabuig, 5/11 vs. MID)
Fewest Hits, Game: 2 (3x: Last: 5/27 @ SA)
Most Hits, Inning: 7 (2x, Last: 6/20 @ CC)
Most HRs, Game (Team): 5 (2x, Last: 7/3 (2) vs. TUL)
Most HRs, Game (Indiv.): 3 (Rave, 4/18 @ NWA)
Most SBs, Game (Indiv.): 3 (Acuña, 4/30 vs. FRI)
Grand Slams Against: 5 (Last: Hicks, 5/20 @ FRI)
Most Runners LOB, Team: 14 (5/26 @ SA)
Most Runs To Overcome Deficit: 7 (7/28 @ MID)

OPPONENTS PITCHING

Most Ks Team (9 innings): 17 (2x, Last: 8/12 @ TUL)
Most Ks, Team (extra innings): 15 (6/30 vs TUL)
Most Walks, Team: 12 (6/20 @ CC)
Most Ks, Individual: 10 (Leiter, 5/17 @ FRI)
Most Walks, Individual: 5 (3x, Last: Martinez, J, 7/9 @ SPR)

OPPONENTS DEFENSE

Most Errors, Team: 3 (6x, Last: 8/10 @ TUL)
Most Errors, Individual: 3 (Whitcomb, 4/12 vs. CC)
Most Double Plays: 3 (2x, Last: 7/28 @ MID)

MISCELLANEOUS

Longest Home Game Time (9 innings): 3:36 (6/15 vs. SA)
Shortest Home Game Time (9 innings): 2:08 (7/21 vs. WCH)
Longest Road Game Time (9 innings): 3:13 (5/5 @ CC)
Shortest Road Game Time (9 innings): 2:05 (5/2 @ CC)
Longest Game Time (7 innings): 2:32 (5/14 (2) vs. MID)
Shortest Game Time (7 innings): 1:39 (6/3 (2) vs. SPR)
Longest Extra-Inning Game: 3:42 (6/30 vs TUL)
Longest Game (Innings): 13 (6/30 vs TUL)
Longest Game Delay (Home): 0:40, 5/31 vs. SPR (rain)
Longest Game Delay (Road): 1:53, 5/19 @ FRI (rain)
Highest Attendance (Home): 7,588 (7/3 vs. TUL)
Highest Attendance (Road): 10,019 (5/16 @ FRI)
Lowest Attendance (Home): 3,231 (4/25 vs. FRI)
Lowest Attendance (Road): 2,041 (7/30 @ MID)

LAST TIME IT HAPPENED - 2023

SOD POODLES (INDIVIDUAL)

Perfect Game:
No-Hitter (Individual):
No-Hitter (Combined):
No-Hitter (7-Inning):
1-Hitter (Individual):
1-Hitter (Combined):
2-Hitter (Individual):
2-Hitter (Combined): 3x: Last: 5/27 @ SA, Patrick/Saalfank
3-Hitter (Combined): 7x: Last: 7/16 vs FRI, Lin/Pope/Rice/Backhus
3-Hitter (Individual):
Complete Game Shutout (9 Inning):
Complete Game Shutout (7 Inning):
10 or more strikeouts (P): 2x, Last: Solomon (11, 8/17 vs ARK)
Four (4) Hits: 6x, Last: Castillo (8/16 vs ARK)
Five (5) Hits:
Six (6) Hits:
Three (3) Doubles:
Four (4) Doubles:
Two (2) Triples:
Two HR Game: 7x, Last: Castillo (8/16 vs ARK)
Three HR Game: Vukovich (7/3 (1) vs TUL)
Grand Slam (Home): 4x, Last: Castillo (8/15 vs. ARK)
Grand Slam (Road): 2x, Last: Duzenack (7/30 @ MID)
Inside-The-Park HR: Lawlar (7/3 (1) vs TUL)
Back-To-Back HRs: 6x: Last: Roberts/Melendez (7/23 vs. WCH)
Back-To-Back-To-Back HRs:
HR, Both Sides of the Plate:
Hitting for the Cycle:

HR in 2 straight games: 21x: Last: De Los Santos (8/17-18 vs ARK)
HR in 3 straight games: 3x, Last: Melendez (8/12 @ TUL - 8/15-16 vs ARK)
HR in 4 straight games: Roberts (6/30-7/3 vs TUL)
Triple in 2 straight games:
Five (5) RBI: 4x, Last: Castillo (8/15 vs ARK)
Seven (7) RBI: Vukovich (7/3 (1) vs TUL)
Three Runs: 23x: Last: Castillo (8/16 vs ARK)
Four Runs: 4x, Last: Vukovich (7/3 (1) vs TUL)
Five Runs:
Two Stolen Bases: 11x: Last: Dalesandro (8/13 @ TUL)
Three Stolen Bases: 4x, Last: Lawlar (8/10 @ TUL)
Four Stolen Bases:
Steal of home (straight):
Steal of home (double steal): 2x, Last: Bliss/Lawlar, 6/22 @ CC
Four (4) Walks: Roberts (2x, Last: 8/12 @ TUL)
Five (5) Walks:
10 Total Bases in a game: 2x, Last: Castillo (12, 8/16 vs ARK)

SOD POODLES TEAM

20 Runs, Game:
20 Hits, Game:
10+ Runs, Inning:
Back-to-back 15-hit games:
Everyone in order gets a hit: 8x: Last: 8/16 vs ARK
Everyone in order scores a run: 2x, Last: 8/16 vs ARK
Only player in order to get a hit:
15+ Strikeouts, Game (Batting): 3x, Last: 8/12 @ TUL (17)
Triple Play:
Winning Streak: 7 (6/6-6/13)
Losing Streak: 4 (2x: Last: 5/23-5/26)



HIGHS & LOWS - ALL TIME



SOD POODLES OFFENSE

Most Runs, Game: 20 (9/11/21 vs. TUL)
Most Runs, Inning: 11 (6/11/22 vs. FRI, 8th inning)
Most Hits, Game: 24 (9/11/21 vs. TUL)
Most Hits, Game (Indiv.): 5 (3x: Last: Barrosa, 7/22 @ MID)
Fewest Hits, Game: 0 (5/26/22 @ ARK)
Most HRs, Game (Team): 7, (6/5/21 @ FRI)
Most HRs, Game (Indiv.): 3, 2x, Last: Vukovich (7/3/23 (1) vs TUL)
Grand Slams: 17 (Last: Castillo, 8/15/23 vs ARK, 5th inning)
Most SBs, Game (Team.): 9 (7/1/23 vs. TUL)
Most SBs, Game (Indiv.): 3 (9x: Last: Lawlar, 8/10/23 @ TUL)
Most Runners LOB, Team: 14 (5x: Last: 7/4/23 @ SPR)
Most Runs Combined (Two Teams): 32 (9/11/21 vs. TUL)
Most Hits Combined (Two Teams): 37 (2x: Last: 4/23/22 vs SA)
Most Home Runs During Series (Two Teams): 34 (9/7-12/21 vs. TUL)
Most Runs To Overcome Deficit: 10 (4/26/23 vs. FRI)

SOD POODLES DEFENSE

Most Errors, Team: 5 (6/19/21 vs. MID)
Most Errors, Individual: 2 (28x: Last: De Los Santos, 8/18/23 vs ARK)
Most Ground Into Double Plays: 4 (2x: Last: 9/17/21 vs. FRI)

SOD POODLES PITCHING

Most Ks, Team (9 innings): 18 (2x: Last: 5/9/21 @ TUL)
Most Ks, Team (extra innings): 18 (5/19/21 vs MID)
Most Walks, Team: 13 (8/6/23 vs CC)
Shutout: 25x: Last: 7/16/23 vs FRI
Last Complete Game (9 IP): --
Last Complete Game (7 IP): Nelson (G1, 9/1/21 @ SA)
Last Complete Game (5 IP): Walston (7/29/22 vs. CC)
Last Complete Game Shutout: Frias (8/1/21 vs. SA (7))
Longest Start: 8.0 IP (Cecconi, 6/8/22 vs FRI)
Longest Relief Appearance: 3.1 IP (4x, last: Workman, 4/26 vs FRI)
Most Ks, Individual: 12 (4x: Last: Pfaadt: 6/23/22 @ CC)
Most Walks, Individual: 7 (Nelson, 7/6/21 @ SA)



LAST TIME IT HAPPENED - ALL TIME

SOD POODLES (INDIVIDUAL)

Perfect Game:
No-Hitter (Individual):
No-Hitter (Combined):
No-Hitter (7-Inning): 2x: Tabor, 7/11/21 @ SA; Frias, 8/1/21 vs. SA
1-Hitter (Individual): 7/29/22 (Walston, 5-inning game)
1-Hitter (Combined): 2x: Last: 4/16/22 (Jarvis, Weiss - 7 inning game)
2-Hitter (Individual):
2-Hitter (Combined): 5x: Last: 5/27/23 @ SA, Albright/Saalfrank
3-Hitter (Combined): 22x: Last: 7/16/23 vs FRI, Lin/Pope/Rice/Backhus
3-Hitter (Individual):
Complete Game Shutout (9 Inning):
Complete Game Shutout (7 Inning): 2x: Tabor, 7/11/21 @ SA; Frias, 8/1/21 vs. SA
10 or more strikeouts: 16x, Last: Solomon (8/17/23 vs. ARK)
Four (4) Hits: 34x: Last: Castillo (8/16/23 vs ARK)
Five (5) Hits: 3x: Last: Cedenio (8/18/22 @ MID)
Six (6) Hits:
Three (3) Doubles: 3x: Last: Carroll, (4/23/22 vs SA)
Four (4) Doubles:
Two (2) Triples:
Two HR Game: 36x: Last: Castillo (8/16/23 vs ARK)
Three HR Game: 2x, Last: Roberts, 7/3/23 (2) vs TUL)
Grand Slam (Home): 13x: Last: Castillo, 8/15/23 vs. ARK)
Grand Slam (Road): 4x: Last: Duzenack, 7/30/23 @ MID
Inside-The-Park HR: 5x: Last: Lawlar (7/3/23 (1) vs TUL)
Back-To-Back HRs: 22x: Last: Roberts/Melendez (7/23/23 vs. WCH)
Back-To-Back-To-Back HRs:
B-2-B-2-B-2-B HRs: 9/11/21 vs. TUL - Garrett/Kennedy/Fletcher/Canzone (3rd inning)
HR, Both Sides of the Plate: 3x: Last: Stankiewicz (7/15/22 vs SA)
Hitting for the Cycle:

OPPONENTS OFFENSE

Most Runs, Game: 21 (2x: Last: 9/2/22 vs. FRI)
Most Runs, Inning: 11 (9/2/22 vs. FRI, 5th inning)
Most Hits, Game (Team): 23 (9/2/22 vs. FRI)
Most Hits, Game (Indiv.): 6 (Guldborg, 4/10/22 vs MID)
Fewest Hits, Game: 0 (2x: Last: 8/1/21 vs. SA - Frias no-hitter)
Most HRs, Game (Team): 9 (Last: 5/17/22 vs. TUL)
Most HRs, Game (Indiv.): 4 (Chandler Redmond, 8/10/22 vs SPR)
Most SBs, Game (Indiv.): 3 (Acuña, 4/30/23 vs. FRI)
Grand Slams: 23 (Last: Hicks, 5/20/23 @ FRI, off Hill, 5th inning)
Most Runners LOB, Team: 16 (4/10/22 vs. MID)
Most Runs To Overcome Deficit: 10 (7/18/21 @ MID)

OPPONENTS PITCHING

Most Ks Team (9 innings): 17 (4x: Last: 8/12/23 @ TUL)
Most Ks, Team (extra innings): 19 (5/11/19 @ CC, 10)
Most Walks, Team: 12 (6/20 @ CC)
Shutout: 21x: Last: 4/22/23 @ NWA
Last Complete Game: Jones (5/26/22 (2) @ ARK)
Last Complete Game Shutout (7 IP): Jones (5/26/22 (2) @ ARK)
Most Ks, Individual: 14 (Dustin May, 6/22/19 @ TUL)
Most Walks, Individual: 7 (Robaina, 7/31/22 vs. CC)

OPPONENTS DEFENSE

Most Errors, Team: 4 (5x: Last: 7/22/22 @ MID)
Most Errors, Individual: 3 (3x: Last: Whitcomb, 4/12/23 vs. CC)
Most Ground Into Double Plays: 4 (2x: Last: 9/14/22 @ SA)

MISCELLANEOUS

Longest Home Game Time (9 innings): 4:08 (9/11/21 vs. TUL)
Shortest Home Game Time (9 innings): 2:01 (6/8/22 vs FRI)
Longest Road Game Time (9 innings): 3:34 (7/29/19 @ NWA)
Shortest Road Game Time (9 innings): 1:50 (8/21/22 @ MID)
Longest Game Time (7 innings): 2:36 (9/1/21 @ SA)
Shortest Game Time (7 innings): 1:29 (5/26/22 (2) @ ARK)
Longest Extra-Inning Game: 4:08 (4/22/22 vs. SA, 11)
Longest Game (Innings): 13 (6/30/23 vs TUL)
Longest Game Delay (Home): 3:15 (5/18/21 vs. MID)
Longest Game Delay (Road): 1:53 (5/19/23 @ FRI)
Highest Attendance (Home): 7,588 (7/3/23 vs. TUL)
Highest Attendance (Road): 10,366 (5/18/19 @ FRI)
Lowest Attendance (Home): 3,231 (4/25/23 vs. FRI)
Lowest Attendance (Road): 1,906 (8/17/22 @ MID)
Largest Margin of Victory: 15 (19-4, 6/9/21 vs. CC)
Largest Margin of Defeat: 19 (21-2, 9/2/22 vs. FRI)

HR in 2 straight games: 64x: Last: De Los Santos (8/17-18 vs. ARK)
HR in 3 straight games: 10x: Last: Melendez (8/12 @ TUL-8/15-16/23 vs. ARK)
HR in 4 straight games: Roberts (6/30-7/3/23 vs TUL)
Triple in 2 Straight games: 5x: Last: Carroll (5/17-18 vs. TUL)
Triple in 3 straight games: Carroll, 6/12-15 vs. FRI, @ SA)
Five (5) RBI: 15x: Last: Castillo (8/16/23 vs ARK)
Six (6) RBI: 4x: Last: Forbes, (7/28/22 vs. CC)
Seven (7) RBI: 2x, Last: Vukovich (7/3/23 (1) vs TUL)
Four Runs: 10x: Last: Vukovich (7/3/23 (1) vs TUL)
Five Runs: Perdomo (9/11/21 vs. TUL)
Two Stolen Bases: 45x: Last: Dalesandro (8/13/23 @ TUL)
Three Stolen Bases: 9x: Last: Lawlar (8/10/23 @ TUL)
Four Stolen Bases:
Steal of home (straight): 2x: Last: Barrosa (9/4/22 vs FRI)
Steal of home (double steal): 3x: Last: Bliss/Lawlar (6/22/23 @ CC)
Four (4) Walks: 4x: Last: Roberts (8/12/23 @ TUL)
10 Total Bases in a Game: 8x: Last: Castillo (8/16/23 vs. ARK)
Most Total Bases in a game: 12 (4x: Last: Castillo (8/16/23 vs. ARK)

SOD POODLES TEAM

20 Runs, Game: 20, 9/11/21 vs. TUL
20 Hits, Game: 5x: Last: 20, 8/18/22 @ MID
10+ Runs, Inning: 2x: Last: 6/11/22 vs. FRI (11, 8th inning)
Back-to-back 15-hit games: 2x: Last: 4/22-4/23/22 vs. SA
Everyone in order gets a hit: 34x: Last: 8/16/23 vs. ARK
Everyone in order gets multiple-hits: 5/8/22 vs. MID
Everyone in order scores a run: 8x: Last: 8/16/23 vs. ARK
Only player in order to get a hit: 4x: Last: Diaz, G1, 9/1/21 @ SA
15+ Strikeouts, Game (Batting): 19x: Last: 8/12/23 @ TUL (17)
Triple Play:
Winning Streak: 7 (6/6-13/23)
Losing Streak: 7 (7/30-8/6/22)

[illegible][illegible]

| Game | Date | Opponent | W/L | Winning Pitcher | Losing Pitcher | Save | Record | Standing | Attendance | TOG |
|--------|---------|----------|---------------|----------------------|------------------------|----------------------|--------|--------------|------------|-------------|
| 1 | 4/6 | @ FRI | L, 12-4 | Anderson, G (1-0) | Jarvis, B (0-1) | - | 0-1 | T-2nd (-1.0) | 8,320 | 2:28 |
| 2 | 4/7 | @ FRI | W, 3-1 | Albright, L (1-0) | Krauth, N (0-1) | Backhus, K (1) | 1-1 | T-1st (+0.5) | 8,655 | 2:16 |
| 3 | 4/8 | @ FRI | W, 5-3 | Rice, J (1-0) | Starr, N (0-1) | Vizcaino, R (1) | 2-1 | T-1st (+1.0) | 9,030 | 2:57 |
| 4/9-10 | | OFF | | | | | | | | |
| 4 | 4/11 | CC | L, 5-4 | Melendez, J (1-0) | Patrick, C (0-1) | Macuare, A (1) | 2-2 | T-2nd (-1.0) | 5,452 | 2:26 |
| 5 | 4/12 | CC | W, 13-10 | Mantiply, J (1-0) | Robaina, J (0-1) | - | 3-2 | T-1st (+1.0) | 4,093 | 3:16 |
| 6 | 4/13 | CC | W, 5-2 | Jarvis, B (1-1) | Cobos, F (0-1) | Montes De Oca, C (1) | 4-2 | 1st (+1.0) | 4,547 | 2:39 |
| 7 | 4/14 | CC | L, 13-10 | Sprinkle, J (1-0) | Albright, L (1-1) | - | 4-3 | T-1st (+1.0) | 6,417 | 2:54 |
| 8 | 4/15 | CC | W, 5-3 | Mantiply, J (2-0) | Gordon, C (0-2) | Backhus, K (2) | 5-3 | 1st (+1.0) | 6,146 | 2:28 |
| 9 | 4/16 | CC | L, 11-5 | Melendez, J (2-0) | Patrick, C (0-2) | - | 5-4 | T-1st (+1.0) | 5,187 | 2:54 |
| 4/17 | | OFF | | | | | | | | |
| 10 | 4/18 | @ NWA | L, 16-6 | Del Rosario, Y (1-0) | Olivero, D (0-1) | - | 5-5 | T-1st (+1.0) | 2,399 | 2:40 |
| 11 | 4/19 | @ NWA | W, 5-0 | Jarvis, B (2-1) | Veneziano, A (1-1) | - | 6-5 | T-1st (+1.0) | 2,792 | 2:29 |
| 12 | 4/20 | @ NWA | W, 3-2 (10) | Otanez, M (1-0) | Biasi, D (1-1) | Rice, J (1) | 7-5 | 1st (+0.5) | 3,751 | 3:08 |
| 13 | 4/21 | @ NWA | L, 5-0 | Hoffmann, A (2-1) | Hill, J (0-1) | - | 7-6 | T-1st (+1.0) | 4,690 | 2:26 |
| 14 | 4/22 | @ NWA | L, 5-0 | Marsh, A (1-0) | Patrick, C (0-3) | - | 7-7 | T-1st (+3.0) | 4,856 | 2:14 |
| 15 | 4/23 | @ NWA | W, 6-2 | Saalfrank, A (1-0) | Way, B (0-2) | - | 8-7 | T-1st (+0.5) | 4,640 | 2:48 |
| 4/24 | | OFF | | | | | | | | |
| 16 | 4/25 | FRI | W, 9-7 | Rice, J (2-0) | Starr, N (1-2) | Backhus, K (3) | 9-7 | T-1st (+1.0) | 3,231 | 2:34 |
| 17 | 4/26 | FRI | W, 12-11 (10) | Workman, B (1-0) | Church, M (0-1) | - | 10-7 | 1st (+1.0) | 3,275 | 3:24 |
| 18 | 4/27 | FRI | L, 5-1 | Roby, T (1-2) | Bain, J (0-1) | - | 10-8 | 1st (+0.5) | 6,239 | 2:38 |
| 19 | 4/28 | FRI | L, 12-6 | Speas, A (1-0) | Patrick, C (0-4) | - | 10-9 | 2nd (-0.5) | 4,393 | 2:55 |
| 20 | 4/29 | FRI | W, 11-4 | Olivero, D (1-1) | Leiter, J (0-2) | - | 11-9 | 1st (+0.5) | 5,928 | 2:38 |
| 21 | 4/30 | FRI | L, 12-7 | Church, M (1-1) | Tineo, M (0-1) | - | 11-10 | T-1st (+0.5) | 5,125 | 2:53 |
| 5/1 | | OFF | | | | | | | | |
| 22 | 5/2 | @ CC | L, 3-1 | Robaina, J (1-2) | Fisher, H (0-1) | - | 11-11 | T-2nd (-1.0) | 2,774 | 2:05 |
| 23 | 5/3 | @ CC | W, 3-0 | Pope, A (1-0) | Kouba, R (1-1) | Backhus, K (4) | 12-11 | T-1st (+1.5) | 2,401 | 2:15 |
| 24 | 5/4 | @ CC | L, 6-1 | Gordon, C (2-2) | Patrcik, C (0-5) | - | 12-12 | T-2nd (-1.0) | 3,678 | 2:11 |
| 25 | 5/5 | @ CC | W, 12-8 | Goddard, J (1-0) | Plumlee, P (0-1) | - | 13-12 | T-1st (+2.5) | 4,651 | 3:13 |
| 26 | 5/6 | @ CC | L, 12-7 | VanWey, L (1-0) | Tineo, M (0-2) | - | 13-13 | T-2nd (-1.0) | 4,327 | 2:49 |
| 27 | 5/7 | @ CC | L, 5-4 | Arrighetti, S (2-2) | Albright, L (1-2) | McDonald, C (1) | 13-14 | T-2nd (-2.0) | 4,726 | 2:28 |
| 5/8 | | OFF | | | | | | | | |
| 28 | 5/9 | MID | L, 11-9 | Supak, T (2-0) | Hill, J (0-2) | - | 13-15 | 2nd (-3.0) | 6,284 | 2:47 |
| 29 | 5/10 | MID | W, 6-3 | Saalfrank, A (2-0) | Salinas, R (1-2) | - | 14-15 | 2nd (-2.0) | 4,495 | 2:20 |
| 30 | 5/11 | MID | L, 16-6 | Pérez, F (1-0) | Olivero, D (1-2) | - | 14-16 | 2nd (-3.0) | 5,363 | 2:56 |
| 31 | 5/12 | MID | L, 6-1 | Cushing J (1-0) | Tineo, M (0-3) | - | 14-17 | 3rd (-4.0) | 7,165 | 2:27 |
| | 5/13 | MID | PPD | | | | | | | |
| 32 | 5/14(1) | MID | W, 10-1 | Albright, L (2-2) | Ginn, J (0-2) | - | 15-17 | - | 0 | 1:40 |
| 33 | 5/14(2) | MID | L, 13-1 | Tomioka, S (1-0) | Hill, J (0-3) | - | 15-18 | 3rd (-4.0) | 4,621 | 2:32 |
| 5/15 | | OFF | | | | | | | | |
| 34 | 5/16 | @ FRI | L, 3-2 | Church, M (2-2) | Goddard, J (1-1) | Starr, N (1) | 15-19 | 3rd (-4.0) | 10,019 | 2:30 |
| 35 | 5/17 | @ FRI | L, 10-4 | Leiter, J (2-2) | Olivero, D (1-3) | - | 15-20 | T-4th (-4.0) | 2,890 | 2:27 |
| 36 | 5/18 | @ FRI | L, 7-1 | Garcia, R (1-3) | Bain, J (0-2) | - | 15-21 | 5th (-4.0) | 3,480 | 2:13 |
| 37 | 5/19 | @ FRI | W, 2-1 | Albright, L (3-2) | White, O (1-1) | Rice, J (2) | 16-21 | T-4th (-4.0) | 5,943 | 2:24 (1:53) |
| 38 | 5/20 | @ FRI | L, 8-7 (10) | Kelly, A (2-0) | Stumpo, M (0-1) | - | 16-22 | T-4th (-5.0) | 7,070 | 3:26 |
| 39 | 5/21 | @ FRI | W, 3-1 | Patrick, C (1-5) | Church, M (2-3) | Montes De Oca, C (2) | 17-22 | T-4th (-5.0) | 6,306 | 2:32 |
| 5/22 | | OFF | | | | | | | | |
| 40 | 5/23 | @ SA | L, 14-4 | Bachar, L (2-0) | Olivero, D (1-4) | - | 17-23 | 5th (-5.0) | 5,054 | 2:48 |
| 41 | 5/24 | @ SA | L, 4-3 | Hernandez, N (3-1) | Montes De Oca, C (0-1) | - | 17-24 | 5th (-5.0) | 4,990 | 2:35 |
| 42 | 5/25 | @ SA | L, 5-4 | Kopps, K (3-0) | Otanez, M (1-1) | Jacob, A (1) | 17-25 | 5th (-6.0) | 3,549 | 2:35 |
| 43 | 5/26 | @ SA | L, 8-2 | Wolf, J (3-5) | Hill, J (0-4) | - | 17-26 | 5th (-7.0) | 4,124 | 2:57 |
| 44 | 5/27 | @ SA | W, 1-0 | Patrick, C (2-5) | Snider, D (0-3) | Saalfrank, A (1) | 18-26 | 5th (-6.0) | 4,828 | 2:30 |
| 45 | 5/28 | @ SA | W, 9-3 | Grammes, C (1-0) | Henry, H (1-2) | - | 19-26 | 5th (-5.0) | 3,530 | 2:46 |
| 5/29 | | OFF | | | | | | | | |
| 46 | 5/30 | SPR | W, 7-1 | Bain, J (1-2) | Gragg, L (0-3) | - | 20-26 | 5th (-4.0) | 4,179 | 2:11 |
| 47 | 5/31 | SPR | W, 13-8 | Stumpo, M (1-1) | Sawyer, L (1-2) | - | 21-26 | 4th (-4.0) | 4,177 | 3:03 |
| 48 | 6/1 | SPR | W, 3-2 | Grammes, C (2-0) | Pereira, W (3-3) | - | 22-26 | 4th (-4.0) | 4,690 | 1:54 |
| 49 | 6/2 | SPR | PPD | | | | | | | |
| 49 | 6/3 (1) | SPR | L, 5-4 (8) | Roycroft, C (1-0) | Backhus, K (0-1) | Granillo, A (2) | 22-27 | 4th (-3.5) | - | 2:26 |
| 50 | 6/3 (2) | SPR | W, 6-1 (7) | Olivero, D (2-4) | Hernandez, K (5-2) | - | 23-27 | 4th (-4.0) | 6,502 | 1:39 |
| 51 | 6/4 | SPR | L, 6-5 | Sawyer, L (2-2) | Grammes, C (2-1) | - | 23-28 | 4th (-4.0) | 5,636 | 2:44 |

| Game | Date | Opponent | W/L | Winning Pitcher | Losing Pitcher | Save | Record | Standing | Attendance | TOG |
|-----------------|---------|----------|-------------|------------------------|------------------------|-----------------|--------------|--------------|------------|------|
| 52 | 6/6 | @ MID | W, 8-4 | Albright, L (4-2) | Estes, J (3-4) | -- | 24-28 | 4th (-4.0) | 3,738 | 2:33 |
| 53 | 6/7 | @ MID | W, 4-0 | Green, J (1-0) | Cusick, R (3-3) | -- | 25-28 | 3rd (-4.0) | 3,042 | 2:35 |
| 54 | 6/8 | @ MID | W, 12-3 | Patrick, C (3-5) | Leal, D (2-2) | -- | 26-28 | T-2nd (-3.0) | 3,711 | 2:29 |
| 55 | 6/9 | @ MID | W, 7-5 | Olivero, D (3-4) | Howard, B (2-3) | Backhus, K (5) | 27-28 | T-2nd (-3.0) | 6,290 | 2:19 |
| 56 | 6/10 | @ MID | W, 13-10 | Saalfrank, A (3-0) | Kubo, T (0-1) | Green, J (1) | 28-28 | 2nd (-3.0) | 5,032 | 2:46 |
| 57 | 6/11 | @ MID | W, 4-1 | Albright, L (5-2) | Estes, J (3-5) | Backhus, K (6) | 29-28 | 2nd (-2.0) | 2,190 | 2:23 |
| | 6/12 | OFF | | | | | | | | |
| 58 | 6/13 | SA | W, 10-2 | Hill, J (1-4) | Wolf, J (5-6) | -- | 30-28 | 2nd (-1.0) | 5,109 | 2:50 |
| 59 | 6/14 | SA | L, 5-2 | Quezada, J (1-1) | Patrick, C (3-6) | -- | 30-29 | 2nd (-2.0) | 4,996 | 2:34 |
| 60 | 6/15 | SA | L, 11-9 | Blanchard, J (1-0) | Backhus, K (0-2) | Jacob, A (4) | 30-30 | 2nd (-3.0) | 5,703 | 3:36 |
| 61 | 6/16 | SA | L, 12-9 | Leasher, A (1-0) | Bain, J (1-3) | Malacki, B (1) | 30-31 | T-2nd (-4.0) | 6,838 | 2:40 |
| 62 | 6/17 | SA | W, 9-7 | Saalfrank, A (4-0) | Gonzalez, B (0-1) | Green, J (2) | 31-31 | 2nd (-3.0) | 7,258 | 2:42 |
| 63 | 6/18 | SA | L, 11-4 | Wolf, J (6-6) | Goddard, J (1-2) | -- | 31-32 | 2nd (-4.0) | 6,352 | 2:38 |
| | 6/19 | OFF | | | | | | | | |
| 64 | 6/20 | @ CC | L, 12-6 | Brown, T (1-1) | Olivero, D (3-5) | -- | 31-33 | T-2nd (-4.0) | 3,351 | 3:03 |
| 65 | 6/21 | @ CC | L, 5-4 | Robaina, J (6-4) | Patrick, C (3-7) | McDonald, C (4) | 31-34 | 3rd (-5.0) | 3,587 | 2:28 |
| 66 | 6/22 | @ CC | W, 7-5 | Backhus, K (1-2) | Gaither, R (0-1) | -- | 32-34 | T-2nd (-4.0) | 4,084 | 2:55 |
| 67 | 6/23 | @ CC | L, 10-9 | Brown, T (2-1) | Stumpo, M (1-2) | -- | 32-35 | 3rd (-5.0) | 4,612 | 2:57 |
| 68 | 6/24 | @ CC | W, 5-3 | Hill, J (2-4) | Chaidez, A (1-4) | -- | 33-35 | T-2nd (-4.0) | 6,008 | 2:35 |
| 69 | 6/25 | @ CC | W, 6-3 | Olivero, D (4-5) | Kouba, R (4-3) | -- | 34-35 | 2nd (-3.0) | 5,991 | 2:18 |
| END OF 1ST HALF | | | | | | | | | | |
| 70 | 6/28 | TUL | W, 6-4 | Backhus, K (2-2) | Dodson, T (4-5) | -- | 35-35, 1-0 | T-1st (+1.0) | 4,723 | 2:25 |
| 71 | 6/29 | TUL | W, 12-7 | Pope, A (2-0) | Frasso, N (1-3) | Green, J (3) | 36-35, 2-0 | T-1st (+1.0) | 5,419 | 2:57 |
| 72 | 6/30 | TUL | L, 7-6 (13) | Fisher, B (5-1) | Grammes, C (2-2) | -- | 36-36, 2-1 | T-2nd (-1.0) | 6,731 | 3:42 |
| 73 | 7/1 | TUL | W, 12-10 | Backhus, K (3-2) | Acosa, A (0-3) | -- | 37-36, 3-1 | T-2nd (-1.0) | 6,860 | 3:28 |
| 74 | 7/2 | TUL | PSTP | | | | | | | |
| 74 | 7/3 (1) | TUL | W, 15-7 | Olivero, D (5-5) | Casparius, B (0-3) | -- | 38-36, 4-1 | | | 1:54 |
| 75 | 7/3 (2) | TUL | W, 10-9 | Montes De Oca, C (1-1) | Sublette, R (1-3) | Green, J (4) | 39-36, 5-1 | T-1st (+2.0) | 7,588 | 2:26 |
| 76 | 7/4 | @ SPR | L, 9-8 | Martinez, J (2-1) | Backhus, K (3-3) | Sawyer, L (6) | 39-37, 5-2 | T-1st (+1.0) | 6,423 | 3:05 |
| 77 | 7/5 | @ SPR | L, 5-4 | Sawyer, L (3-2) | Vizcaino (0-1) | -- | 39,38, 5-3 | 2nd (-1.0) | 2,203 | 2:33 |
| 78 | 7/6 | @ SPR | L, 5-3 | Pope, B (1-1) | Montes De Oca, C (1-2) | Granillo, A (8) | 39-39, 5-4 | 2nd (-1.5) | 3,358 | 2:26 |
| 79 | 7/7 | @ SPR | PSTP | | | | | | | |
| 79 | 7/8 (1) | @ SPR | W, 4-3 | Hill, J (3-4) | Pereira, W (5-5) | Pope, A (1) | 40-39, 6-4 | -- | | 2:07 |
| 80 | 7/8 (2) | @ SPR | W, 7-6 | Backhus, K (4-3) | Pope, B (1-2) | Green, J (5) | 41-39, 7-4 | 2nd (-1.0) | 4,200 | 2:16 |
| 81 | 7/9 | @ SPR | W, 9-6 | Ogando, G (1-0) | Komar, B (1-5) | Vizcaino, R (2) | 42-39, 8-4 | T-1st (+2.0) | 2,517 | 2:56 |
| | 7/10-13 | OFF | | | | | | | | |
| ALL-STAR BREAK | | | | | | | | | | |
| 82 | 7/14 | FRI | L, 8-3 | Wolfram, G (5-0) | Albright, L (5-3) | -- | 42-40, 8-5 | 2nd (-1.0) | 7,015 | 2:37 |
| 83 | 7/15 | FRI | W, 11-4 | Hill, J (4-4) | Krauth, N (2-6) | -- | 43-40, 9-5 | T-1st (+2.0) | 6,871 | 2:33 |
| 84 | 7/16 | FRI | W, 8-0 | Lin, Y (1-0) | Bremer, N (0-1) | -- | 44-40, 10-5 | T-1st (+3.0) | 6,036 | 2:24 |
| | 7/17 | OFF | | | | | | | | |
| 85 | 7/18 | WCH | W, 10-7 | Otanez, M (2-1) | Luna, C (1-6) | Mabrey, W (1) | 45-40, 11-5 | 1st (+1.0) | 4,394 | 2:23 |
| 86 | 7/19 | WCH | W, 7-5 | Grammes, C (3-2) | Floyd, T (2-2) | Backhus, K (7) | 46-40, 12-5 | 1st (+2.0) | 3,885 | 2:50 |
| 87 | 7/20 | WCH | L, 4-1 | Bentley, D (2-1) | Albright, L (5-4) | -- | 46-41, 12-6 | 1st (+2.0) | 5,584 | 2:47 |
| 88 | 7/21 | WCH | W, 3-2 | Hill, J (5-4) | Raya, M (0-1) | Ogando, G (1) | 47-41, 13-6 | 1st (+3.0) | 7,120 | 2:08 |
| 89 | 7/22 | WCH | W, 8-2 | Lin, Y (2-0) | Adams, T (2-7) | -- | 48-41, 14-6 | 1st (+3.0) | 6,538 | 2:24 |
| 90 | 7/23 | WCH | L, 12-6 | Mattson, I (1-1) | Ogando, G (1-1) | -- | 48-42, 14-7 | 1st (+2.0) | 5,174 | 2:49 |
| | 7/24 | OFF | | | | | | | | |
| 91 | 7/25 | @ MID | L, 7-5 | Feltman, D (5-1) | Otanez, M (2-2) | Juan, J (1) | 48-43, 14-8 | 1st (+1.0) | 2,455 | 2:47 |
| 92 | 7/26 | @ MID | W, 9-1 | Albright, L (6-4) | Beers, B (2-6) | -- | 49-43, 15-8 | 1st (+2.0) | 2,655 | 2:40 |
| 93 | 7/27 | @ MID | L, 4-1 | Cushing, J (5-4) | Hill, J (5-5) | Tomioka, S (2) | 49-44, 15-9 | 1st (+1.0) | 3,293 | 2:18 |
| 94 | 7/28 | @ MID | L, 10-9 | De La Cruz, J (1-0) | Ogando, G (1-2) | Baum, T (1) | 49-45, 15-10 | T-1st (+1.0) | 3,712 | 2:51 |
| 95 | 7/29 | @ MID | W, 7-3 | Mabrey, W (1-0) | Leal, D (3-5) | -- | 50-45, 16-10 | T-1st (+2.0) | 4,350 | 2:26 |
| 96 | 7/30 | @ MID | W, 6-2 | Patrick, C (4-7) | Holman, G (0-2) | -- | 51-45, 17-10 | 1st (+1.0) | 2,041 | 2:25 |
| | 7/31 | OFF | | | | | | | | |
| 97 | 8/1 | CC | W, 7-5 | Albright, L (7-4) | Gomez, C (1-3) | Mabrey, W (2) | 52-45, 18-10 | 1st (+2.0) | 4,536 | 2:35 |
| 98 | 8/2 | CC | L, 13-11 | Henley, B (2-4) | Backhus, K (4-4) | -- | 52-46, 18-11 | 1st (+1.0) | 4,507 | 2:51 |
| 99 | 8/3 | CC | W, 4-3 | Rice, J (3-0) | Brown, T (3-2) | -- | 53-46, 19-11 | 1st (+2.0) | 6,008 | 2:33 |
| 100 | 8/4 | CC | L, 6-3 | Robaina, J (8-4) | Lin, Y (2-1) | -- | 53-47, 19-12 | 1st (+1.0) | 5,614 | 2:43 |
| 101 | 8/5 | CC | W, 8-7 | Backhus, K (5-4) | VanWey, L (1-1) | -- | 54-47, 20-12 | 1st (+2.0) | 6,175 | 2:58 |
| 102 | 8/6 | CC | L, 14-8 | Macuare, A (1-1) | Albright, L (7-5) | -- | 54-48, 20-13 | 1st (+1.0) | 5,875 | 3:08 |
| | 8/7 | OFF | | | | | | | | |



| Game | Date | Opponent | W/L | Winning Pitcher | Losing Pitcher | Save | Record | Standing | Attendance | TOG |
|---------------|------|----------|---------|------------------------|---------------------|----------------------|--------------|--------------|------------|------|
| 103 | 8/8 | @ TUL | L, 7-4 | Sublette, R (2-3) | Hill, J (5-6) | Gowdy, K (1) | 54-49, 20-14 | 1st (+1.0) | 3,508 | 2:40 |
| 104 | 8/9 | @ TUL | W, 7-4 | Mabrey, W (2-0) | Dodson, T (5-6) | Montes De Oca, C (3) | 55-49, 21-14 | 1st (+1.0) | 3,727 | 2:40 |
| 105 | 8/10 | @ TUL | W, 7-4 | Otanez, M (3-2) | Little, J (0-1) | Backhus, K (8) | 56-49, 22-14 | 1st (+1.0) | 3,762 | 2:57 |
| 106 | 8/11 | @ TUL | L, 5-1 | Williams, K (1-0) | Solomon, P (0-1) | -- | 56-50, 22-15 | T-1st (+3.0) | 6,247 | 2:27 |
| 107 | 8/12 | @ TUL | W, 10-9 | Rice, J (4-0) | Fisher, B (5-4) | Montes De Oca, C (4) | 57-50, 23-15 | 1st (+1.0) | 6,295 | 3:10 |
| 108 | 8/13 | @ TUL | W, 9-3 | Hill, J (6-6) | Ortiz-Mayr, O (1-4) | -- | 58-50, 24-15 | 1st (+2.0) | 2,886 | 2:48 |
| | 8/14 | OFF | | | | | | | | |
| 109 | 8/15 | ARK | W, 8-7 | Montes De Oca, C (2-2) | Tyler, K (6-9) | Rice, J (3) | 59-50, 25-15 | 1st (+3.0) | 4,150 | 2:49 |
| 110 | 8/16 | ARK | W, 17-6 | Lin, Y (3-1) | Semple, S (2-5) | -- | 60-50, 26-15 | 1st (+3.0) | 3,522 | 2:51 |
| 111 | 8/17 | ARK | L, 8-6 | Kober, C (4-1) | Montilla, E (0-1) | Kuhn, T (3) | 60-51, 26-16 | 1st (+2.0) | 4,373 | 2:59 |
| 112 | 8/18 | ARK | W, 6-5 | Grammes, C (4-2) | Benitez, J (2-3) | Montes De Oca, C (5) | 61-51, 27-16 | 1st (+3.0) | 5,804 | 2:35 |
| 113 | 8/19 | ARK | | | | | | | | |
| 114 | 8/20 | ARK | | | | | | | | |
| | 8/21 | OFF | | | | | | | | |
| 115 | 8/22 | @ SA | | | | | | | | |
| 116 | 8/23 | @ SA | | | | | | | | |
| 117 | 8/24 | @ SA | | | | | | | | |
| 118 | 8/25 | @ SA | | | | | | | | |
| 119 | 8/26 | @ SA | | | | | | | | |
| 120 | 8/27 | @ SA | | | | | | | | |
| | 8/28 | OFF | | | | | | | | |
| 121 | 8/29 | MID | | | | | | | | |
| 122 | 8/30 | MID | | | | | | | | |
| 123 | 8/31 | MID | | | | | | | | |
| 124 | 9/1 | MID | | | | | | | | |
| 125 | 9/2 | MID | | | | | | | | |
| 126 | 9/3 | MID | | | | | | | | |
| | 9/4 | OFF | | | | | | | | |
| 127 | 9/5 | @ ARK | | | | | | | | |
| 128 | 9/6 | @ ARK | | | | | | | | |
| 129 | 9/7 | @ ARK | | | | | | | | |
| 130 | 9/8 | @ ARK | | | | | | | | |
| 131 | 9/9 | @ ARK | | | | | | | | |
| 132 | 9/10 | @ ARK | | | | | | | | |
| | 9/11 | OFF | | | | | | | | |
| 133 | 9/12 | FRI | | | | | | | | |
| 134 | 9/13 | FRI | | | | | | | | |
| 135 | 9/14 | FRI | | | | | | | | |
| 136 | 9/15 | FRI | | | | | | | | |
| 137 | 9/16 | FRI | | | | | | | | |
| 138 | 9/17 | FRI | | | | | | | | |
| END OF SEASON | | | | | | | | | | |