

# 2022

## COLUMBUS CLIPPERS

## MEDIA GUIDE

### FRONT OFFICE & MEDIA INFO

Front Office Staff	3
Media Services Directory	4
Huntington Park Directory	6
IL Contacts	8
Broadcast Team	9

### 2022 CLIPPERS

Manager, Andy Tracy	12
Rigo Beltran	13
Jason Esposito	13
Kyle Lindquist	14
Cody Buckel	14
Player Bios:	

Logan S. Allen	16
	17
Manuel Alvarez	18
Gabriel Arias	19
Peyton Battenfield	20
Will Benson	21
	22
Trenton Brooks	23
Robert Broom	24
Alex Call	25
Joey Cantillo	26
Ernie Clement	27
Gavin Collins	28
Kevin Coulter	29
Brett Daniels	30
Enyel De Los Santos	31
Zach Draper	32
Jonathan Engelmann	33
Jose Fermin	34
Ike Freeman	35
Tyler Freeman	36
David Fry	37
Justin Garza	38
Ian Gibaut	39
Andres Gimenez	40
Oscar Gonzalez	41

Sam Hentges	42
Jared Janczak	43
Jake Jewell	44
Daniel Johnson	45
Nolan Jones	46
James Karinchak	47
Ben Krauth	48
Steven Kwan	49
Bryan Lavastida	50
Eli Lingos	51
Kirk McCarty	52
Triston McKenzie	53
	54
Nick Mikolajchak	55
Owen Miller	56
Eli Morgan	57
Cody Morris	58
Eric Mock	59
Juan Mota	60
Tobias Myers	61
Victor Nova	62
Nathan Ocker	63
Richard Palacios	64
	65
Aaron Pinto	66
Thomas Ponticelli	67
Mike Rivera	68
Eric Rodriguez	69
Chris Roller	70
Nick Sandlin	71
Daniel Schneeman	72
Adam Scott	73
Trevor Stephan	74
Mitch Tolman	75
Tanner Tully	76
	77
Alex Young	78

## **PLAYER DEVELOPMENT**

Organizational Leaders	82
Prospects	83
Cleveland Indians	84
Akron RubberDucks	86
Lake County Captain	87
Lynchburg Hillcats	88

## **2021 REVIEW**

IL Standings and Leaders	91
IL Team Stats	92
Clippers Batting Stats	93
Clippers Pitching Stats	94
Clippers Defensive Stats	95
Miscellaneous Stats	96
Day by Day	97
Record Breakdown	100
Highs and Lows	101
Transactions	102

## **INTERNATIONAL LEAGUE**

Buffalo Bisons	106
Charlotte Knights	106
Durham Bulls	107
Gwinnett Stripers	107
Indianapolis Indians	108
Iowa Cubs	108
Jacksonville Jumbo Shrimp	109

Lehigh Valley IronPigs	109
Louisville Bats	110
Memphis Redbirds	110
Nashville Sounds	111
Norfolk Tides	111
Omaha Storm Chasers	112
Rochester Red Wings	112
Scranton/WB RailRiders	113
St. Paul saints	113
Syracuse Chiefs	114
Toledo Mud Hens	114
Worcester Red Sox	115
IL Umpires	115

## **HISTORY**

No-Hitters, Managers	118
Year by Year, Postseason	119
All-Time Roster	121
Yearly Leaders	129
Last Time It Happened	131

## **AWARDS & RECORDS**

IL Award Winners	133
Clipper of the Year	134
Batting Top Tens	135
Pitching Top Tens	137
Single Season Team Records	139
Single Game Records	140



The Columbus Clippers Media Guide was designed, written and edited by Anthony Slosser. Photography by the Columbus Clippers, Jay Gehres and Mathew Carper unless otherwise noted. Cover designs by Matt Leininger.

# COLUMBUS CLIPPERS

330 HUNTINGTON PARK LANE

COLUMBUS, OH 43215

P: (614) 462-5250 - F: (614) 462-3271

CLIPPERSBASEBALL.COM



Front Office/  
Media Info

## Board of Directors

Chair:	Stephen Francis
Vice Chair:	Jeffery Sopp
Director:	Tom Fries
Director:	Wayne Harer
Director:	David Leland
Director:	Catherine Lyttle
Director:	Thomas Katzenmeyer
Director:	Linda Logan
Legal Counsel:	Janica Pierce Tucker
Legal Counsel:	Frank Ray

## President and General Manager

Ken Schnacke

## Vice-President, Assistant GM

Mark Galuska

## Vice-President, Business

Mark Warren

## Ballpark Operations

Director, Ballpark Operations	Tom Rinto
Assistant, Ballpark Operations	Spencer Harrison
Ballpark Superintendent	Gary Delozier
Maintenance Supervisor	Curt Marcum

## Marketing and Promotions

Director, Marketing & In-Game Entertainment	Steve Kuilder
Assistant Director, Promotions & In-Game Entertainment	Aaliyah Phounsavath
Director, Sales	Austin Smith
Director, Corporate Sales	Jason Hillyer
Director, Community Relations	Emily Poynter

## Tickets

Vice-President, Tickets	Scott Ziegler
Director, Ticket Operations	Eddie Langhenry
Director, Ticket Services	Chris Sprague
Director, Ticket Sales	Kevin Daniels
Assistant Director, Ticket Sales	Matthew Harrison
Director, Group Sales	Jacob Fleming

## Merchandise

Director, Merchandising	Krista Oberlander
Assistant, Merchandising	

## Event Planning

Director, Event Planning	Micki Shier
--------------------------	-------------

## Media Relations

Team Historian	Joe Santry
Director, Pressbox Operations	Anthony Slosser
Director, Website/Media Relations	Matt Leininger

## Broadcasting

Director, Broadcasting	Ryan Mitchell
Director, Multimedia	Larry Mitchell
Assistant Director, Multimedia	Pat Welch
Director, Game Operations & Creative Services	Yoshi Ando

## Finance

Director, Finance & Administration	Ashley Ramirez
------------------------------------	----------------

## Management

Executive Assistant	Ashley Held
Director, Administration & Travel	Shelby White
Director, Field Operations	Wes Ganobcik
Manager, Field Operations	Connor Smith
Supervisor of Grounds	Jacqueline Horne
Home Clubhouse Manager	John McCausland
Visiting Clubhouse Manager	Adam Meader
Support Services	Marvin Dill
Support Services	Beth Morris
GM, Levy Food & Beverage	Jeff Roberts



## **MEDIA RELATIONS DEPARTMENT**

HUNTINGTON PARK

PRESS BOX PHONE: (614) 462-7595

PRESS BOX FAX: (614) 462-7597

CLIPPERSBASEBALL.COM

### **MEDIA SERVICES DIRECTORY**

**ADMISSION TO HUNTINGTON PARK:** Enter through the Main Entrance of the Clippers Administrative Offices, located in the West Plaza on Huntington Park Lane. Credentials can be picked up three hours prior to game time. Parking is the responsibility of the media. For earlier admittance, contact the Clippers Media Relations Department. BBWAA card or credential issued by the Columbus Clippers is necessary for admittance. No other credentials will be honored.

**CREDENTIALS:** Press credentials will be issued on a daily basis. To obtain credentials, write, fax, email or call the Clippers Media Relations Department. Credentials will only be granted to legitimate news-gathering agencies. Requests must be made 24 hours in advance of game time. All credentials are non-transferable. Credentials can be picked up at the front desk of the Administrative Office.

**BASEBALL PRESS BOX:** Writing press is located on the third base side of the suite level, across from the restrooms. Television press is on the first base side of the suite level, across from the restrooms.

**ELEVATOR:** Entrance to the elevator is behind home plate.

**PRESS WORKING FACILITIES:** Available in the press box before, during and after all home games only to those with BBWAA cards or applicable credentials issued by the Columbus Clippers.

**FOOD AND BEVERAGE SERVICE:** Available to those with BBWAA cards or applicable credentials issued by the Columbus Clippers. Beverages and snacks are available throughout the game in the writing press box (third base side).

**CLUBHOUSES:** Both clubhouses are on field level and can be accessed from the administrative office. Access is open to those with BBWAA cards or applicable credentials issued by the Columbus Clippers. No other credential will be honored. The clubhouses are closed to ALL media 15 minutes prior to all games. Additional restrictions may be imposed. The training and weight rooms are closed to ALL media at ALL times.

**PRE AND POST-GAME TELEVISION INTERVIEWS:** Available upon request whenever possible. Please notify Clippers Media Relations representatives so assistance can be provided.

**PHOTOGRAPHERS:** Permitted on field during games, only with proper field photo pass issued by the Columbus Clippers. All photographers will work from assigned locations. No photographs are permitted inside the Clippers or the visitor's clubhouse.



**ADMISSION TO FIELD:** All media, with BBWAA cards or applicable credentials issued by the Columbus Clippers, are permitted on the field during pre-game practice. For safety purposes, all media must leave the field once the batting cage is removed. Dugouts are to be cleared 15 minutes prior to all games.

**NOTES, RECORDS, ETC.:** Statistics, notes and rosters are available in the writing press box (third base side) prior to games. Box scores, play-by-play sheets and post-game notes are available in the writing press box (third base side) after games.

**MEDIA GUIDES:** Columbus Clippers and Cleveland Indians media guides are available upon request from Clippers Media Relations representatives.

**PLAYER PHOTOS:** Player headshots are available upon request from Clippers Media Relations representatives.

**MEDIA MEMBERS ARE NOT PERMITTED  
TO REQUEST AUTOGRAPHS FROM  
PLAYERS AT ANY TIME!**

### **WHOM TO CONTACT:**

To reach a Clippers Media Relations representative by email, use the first initial of the person's first name, followed by their last name @clippers-baseball.com (ex. aslosser@clippersbaseball.) or you may dial (614) 462-5250 and ask for their extension.

Questions regarding:	Contact	Extension
Media Credentials, Historical Information	Joe Santry	1600
Player and Coach Interviews, Advertising	Ryan Mitchell	1610
Press Releases, Media Guide, Game Notes, Email List, General Information	Anthony Slosser	1601
Television Production	Larry Mitchell	1607
Graphic Designs	Yoshi Ando	1603
Social Media Information	Matt Leininger	1605

### **2022 CLIPPERS PRE-GAME SCHEDULE**

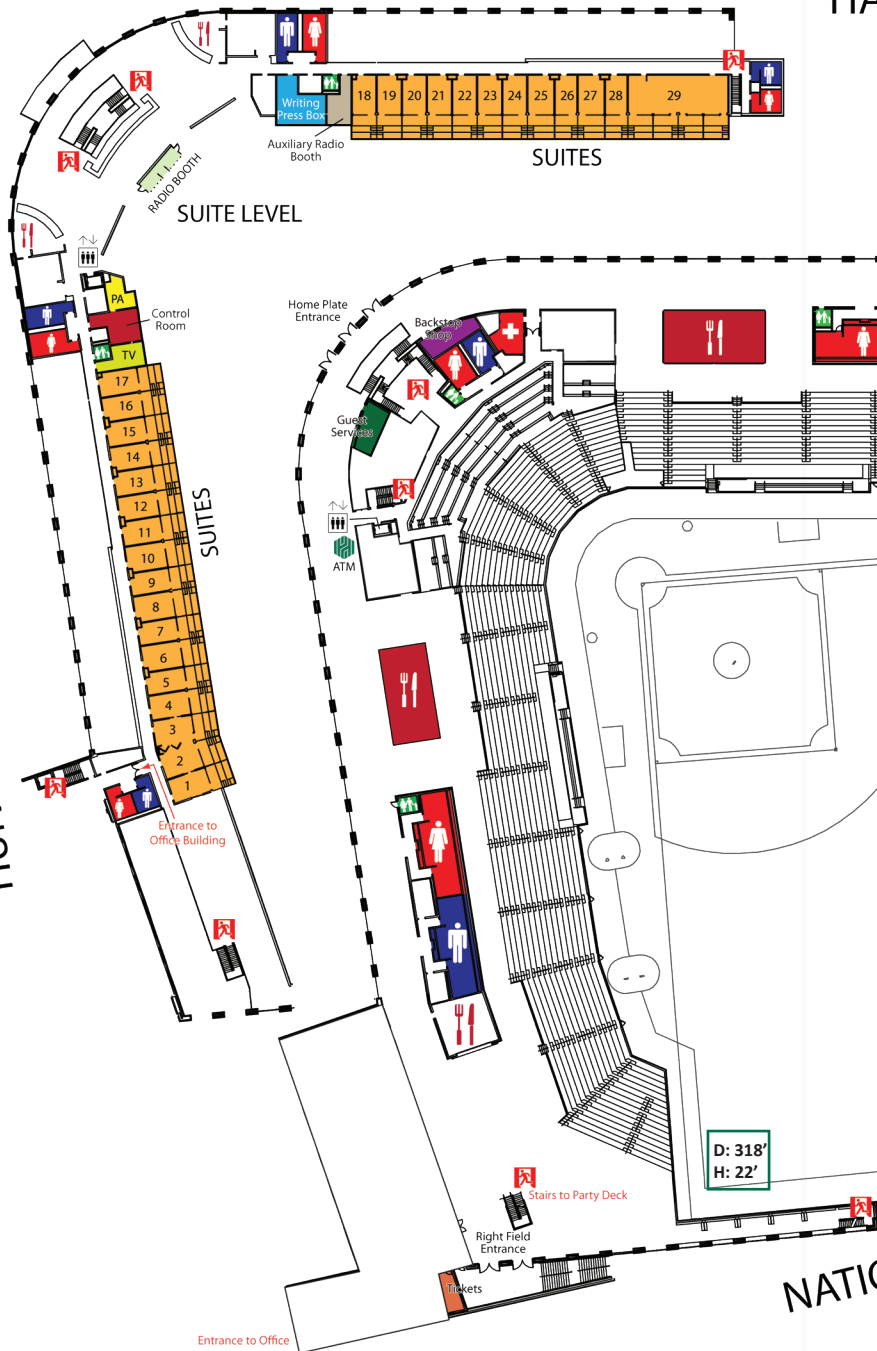
	<b>1:05 Game</b>	<b>4:05 Game</b>	<b>5:05 Game</b>	<b>6:15/35 Game</b>	<b>7:05 Game</b>
Clippers	9:30-10:45	12:30-1:45	1:30-2:45	2:45-4:00	3:30-4:45
Visitors	10:45-12:00	1:45-3:00	2:45-4:00	4:00-5:15	4:45-6:00

**\*\*Pre-Game schedules for game times not listed will be posted in the press box.\*\***





HUNTINGTON PARK LANE



HA

NATIO

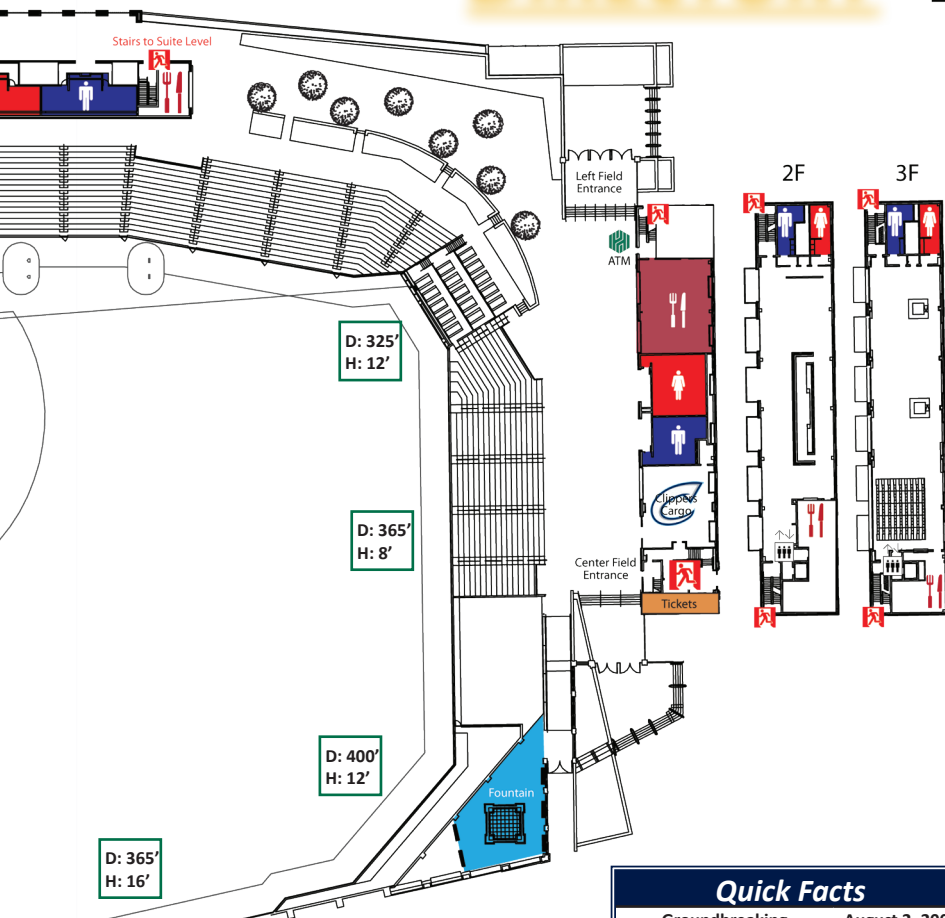
OLD COOPER LANE

# HUNTINGTON PARK

## DIRECTORY

NEIL AVENUE

Front Office/  
Media Info



ONWIDE BLVD.

### Quick Facts

Groundbreaking	August 2, 2007
Opening Day	April 18, 2009
Seats	8,800
Capacity	10,100
Party Areas	15
# of TV monitors	62
Cubic Yards of Concrete	12,401
Tons of Structural Steel	1,200
# of Bricks Used	712,272



## INTERNATIONAL LEAGUE MEDIA RELATIONS CONTACTS

<i>Team</i>	<i>Contact</i>	<i>Phone</i>	<i>E-mail</i>
Buffalo	Pat Malacaro	(716) 481-6804	pmalacaro@bisons.com
Charlotte	Tommy Viola	(704) 274-8203	tommyv@charlotteknights.com
Columbus	Anthony Slosser	(614) 462-5250	aslosser@clippersbaseball.com
Durham	Andrew Green	(919) 687-6574	agreen@durhambulls.com
Gwinnett	Dave Lezotte	(678) 215-5132	dave.lezotte@braves.com
Indianapolis	Anna Kayser	(319) 269-2604	akayser@indyindians.com
Iowa	Colin Connolly	(360) 270-0050	colinc@iowacubs.com
Jacksonville	Scott Kornberg	(908) 507-7048	scott@jaxshrimp.com
Lehigh Valley	Mike Ventola	(610) 841-1317	mventola@ironpigsbaseball.com
Louisville	Chris Robinson	(317) 654-2756	crobinson@batsbaseball.com
Memphis	Sarah Jent	(901) 721-6000	sjent@memphisredbirds.com
Nashville	Chad Seely	(262) 844-7135	chads@nashvillesounds.com
Norfolk	John Stanley	(518) 514-8674	jstanley@norfolktides.com
Omaha	Justin Rolfes	(402) 738-5133	jrolfes@omahastormchasers.com
Rochester	Morrie Silver	(585) 729-8681	msilver@redwingsbaseball.com
Scranton/WB	Adam Marco	(304) 951-3997	amarco@swbrailriders.com
St. Paul	Sean Aronson	(239) 292-7913	saronson@saintsbaseball.com
Syracuse	Michael Tricarico	(315) 474-7833	mtricarico@syracusemets.com
Toledo	Dan Royer	(419) 725-4367	droyer@mudhens.com
Worcester	Bill Wanless	(508) 500-1000	bwanless@woosox.com

## WHERE TO FIND THE CLIPPERS

### CLIPPERS ON RADIO

Every Clippers game, home and away, can be heard on the flagship station of the Clippers Radio Network, WMNI 95.1FM (920AM) or the Tune-In radio app. Each broadcast begins 30 minutes prior to the first pitch with the "Spectrum Pregame Show" and concludes with interviews, highlights and the post-game scoreboard show.



### CLIPPERS ON THE WEB

Live audio of every Clippers game is available without charge on the web at [clippersbaseball.com](http://clippersbaseball.com). In addition, every home game can be viewed through MILB TV, a pay-per-view service, also available at [clippersbaseball.com](http://clippersbaseball.com).

**BROADCAST TEAM**

**Ryan Mitchell** returns for his 13th season with the Clippers broadcast team, his 18th season in professional baseball. He served as the Voice of the Chillicothe Paints in the Frontier League for six years, winning the Broadcaster of the Year Award in 2006. He broke into pro ball in 2002 as the #2 broadcaster with the Double-A Carolina Mudcats. On July 26th 2011, Mitchell had the awesome experience of calling Justin Germano's perfect game vs. Syracuse, only the 5th 9-inning perfect in IL history. A graduate of Bowling Green State University, Mitchell called baseball, football and basketball games for the Falcons and hosted several sports talk shows on the University's two radio stations. Mitchell has been the lead voice on the Columbus-based high school wrestling program "Matside with Bob Dieli" for the past four years and in 2013 he called the OHSAA State Wrestling Championships for Time Warner Sports Channel.

**Scott Leo** enters his 16th season of action with Columbus in 2021. Leo called every game from Opening Day 2006 through 2010 before taking on a reduced role in 2011 to become the Interactive Media Instructor at Kettering Fairmont High School. In 2013 he became only the second broadcaster to call 1,000 Clippers games. His most memorable moment came on September 16th, 2015 when Tyler Holt secured a win in game two of the Governors' Cup Championship with an over-the-shoulder catch on the warning track with two out, the bases loaded and the Clippers clinging to a one-run lead. Leo also called the final outs of the 2010 and 2011 Triple-A National Championship victories and was featured in the video documentary entitled "Sentimental Reflections: Baseball in the Heartland." A graduate of Wright State University, Leo is a broadcaster for his alma mater's basketball teams and provides play-by-play for football and basketball at Wittenberg University in Springfield. In addition, Leo is a broadcaster for the OHSAA state football and basketball championships on the state-wide OHSAA Radio Network. Scott lives in Washington Township with his wife Shannon and their four children.

**Wayne Harer** will continue to serve as the color analyst for Clippers games on television, a role he has filled for over 30 seasons. A man of many hats, Harer played for the Clippers in 1980-82 and currently serves on the team's Board of Directors. He played 283 games in his Clippers career, batting .259 with 88 RBI. Harer won an IL batting title with Pawtucket in 1980.

**COLUMBUS MEDIA OUTLETS****NEWSPAPER:*****The Columbus Dispatch***

34 South 3rd Street  
Columbus, OH 43215  
(614) 461-5200

**RADIO:*****WMNI 920AM***

1458 Dublin Road  
Columbus, OH 43215  
(614) 821-9664

**TELEVISION:*****WBNS 10TV***

770 Twin Rivers Drive  
Columbus, OH 43215  
(614) 460-3700

**Sports Producer:** Dave Holmes, dave.holmes@10tv.com

**Sports Anchor:** Dom Tiberi, dom.tiberi@10tv.com

***NBC4i***

3165 Olentangy River Road  
Columbus, OH 43202  
(614) 263-5555

**Sports Director:** Jerod Smalley, jsmalley@wcmh.com

**Sports Anchor:** Whitney Harding, wharding@wcmh.com

***WSYX/WTTE***

1261 Dublin Road  
Columbus, OH 43215  
(614) 481-6666

**Sports Anchor:** Clay Hall, clhall@sbgvtv.com



JEFF BOOTH | MIKE DAVIS | ASHLEE BARACY | ROSS CARUSO

WHATEVER THE WEATHER,  
WE'LL KEEP YOU PREPARED

**CENTRAL OHIO'S NEWS LEADER**  
WEEKNIGHTS **5, 6 & 11PM**



**LET'S GO CLIPPERS!**



**OHIO'S SPORTS DESTINATION**





Oscar Gonzalez was the only player in the minor leagues to hit over .290 with over 30HR last season (.293, 31HR between Akron and Columbus).



# ANDY TRACY

# MGR

**BATS:** L

**THROWS:** R

**HT:** 6-3

**WGT:** 220

**BIRTHDATE:** 12/11/73 (48); Bowling Green, OH

**RESIDES:** Lewis Center, OH

**PLAYING CAREER:** 16 years ('95-11)

**MLB CAREER:** 5 years ('00-01, '04, '08-09)



On 2/22/21 Andy Tracy was again tabbed as the 23rd manager in Clippers history (named manager on 1/27/20, before season was cancelled), taking over for IL Champion, Tony Mansolino (sixth Clipper skipper to win the Governors' Cup in his first season at the helm; Gene Michael-'79, Joe Altobelli-'80, Frank Verdi-'81, Bucky Dent-'87 and Mike Sarbaugh-'10). The 2022 campaign will mark Tracy's third year as a manager, his second in the Cleveland organization and his second at the Triple-A level.

Tracy spent the 2020 season at Cleveland's alternate training site in Lake County, following a successful first season as the Columbus hitting coach in 2019 (franchise record 213HR). Prior to hooking up with the Cleveland organization, Tracy spent six years as the minor league hitting coordinator for Philadelphia (2013-18) and one year managing their short-season, rookie affiliate in Williamsport (2012).

As a player, Tracy was Montreal's 16th round selection out of Bowling Green State University in 1996 and spent six years in the organization, including parts of two seasons in the Majors (2000-01). Tracy also logged Major League time with Colorado (2004) and Philadelphia (2008-09). Additionally, he had minor league stints with the New York Mets (2002, '07), Baltimore (2006) and Arizona (2011). Spending the vast majority of his career at first base, Tracy was no stranger to the International League (Ottawa, '00-01, '06; Norfolk, '02; Lehigh Valley, '08-10), hitting .252/.351/.460 with 123HR and 450RBI in 743G, including .308/.471/.769 with 4HR and 12RBI in 8G at Huntington Park. He did make two appearances on the mound in his career ('08 with Lehigh Valley, '11 with Reno), retiring all five batters he faced (1K).

Tracy makes his home in Lewis Center, Ohio (30 minutes north of Columbus) with his wife, Tiffany, and two children, Cooper and Nola.



## ANDY TRACY'S MANAGERIAL RECORD

Year	Class	Team	League	Record	Pct	Finish (of)	Playoffs	Pct	Organization
12	SS	Williamsport	New York-Penn	30-46	.395	13th (14)	-	-	Philadelphia
21	AAA	Columbus	International	59-68	.465	10th (14)	-	-	Cleveland
				89-114	.438		-	-	

C-champions, RU- runner up



## RIGO BELTRAN

PC

**BATS:** L

**THROWS:** L

**HT:** 5-11

**WGT:** 185

**BIRTHDATE:** 11/13/69 (52); Tijuana, MEX

**RESIDES:** Delray Beach, FL

**PLAYING CAREER:** 13 years ('91-01, '03-04)

**MLB CAREER:** 5 years ('97-00, '04)

Rigo Beltran joined the Columbus staff as the pitching coach in 2019, replacing three year veteran, Steve Karsay. In 2018, Beltran was the pitching coach in Akron, after filling the same position in Lynchburg from 2015-17. Beltran was also the pitching coach for the AZL Indians (2015) and Lake County (2014), after seven years coaching in the Cincinnati organization.

As a player, Beltran was selected by St. Louis in the 26th round of the 1991 draft and spent seven seasons in the organization, reaching the Major Leagues in 1997. From there, Beltran played parts of two seasons with the New York Mets (1998-99) and Colorado (1999-00). He bounced around the minors with Philadelphia (2001), Baltimore (2003) and Montreal (2004), before reaching the Majors one last time in 2004 with the Expos.

Beltran is a father of four sons and resides in Delray Beach, Florida with his wife, Lauri. Prior to getting drafted by St. Louis, Beltran had attended the University of Wyoming and Mesa Junior College in San Diego, California.

## JASON ESPOSITO

HC

**BATS:** R

**THROWS:** R

**HT:** 6-2

**WGT:** 200

**BIRTHDATE:** 7/19/90 (30); Bethany, CT

**RESIDES:** Bay Village, OH

**PLAYING CAREER:** 4 years ('12-15)

**MLB CAREER:** Did not play



Jason Esposito took over as hitting coach in 2021, and this season will mark his fourth among the coaching ranks in the Cleveland organization (hitting coach at Lake County in 2019 and Mahoning Valley in 2018). Prior to his coaching career, he served as the Director of Operations for The Grind Baseball and Softball Training Facility in Orange, Connecticut.

As a player, Esposito was selected by Kansas City in the 7th round of the 2008 draft (did not sign) and by Baltimore in the 2nd round of the 2011 draft, out of Vanderbilt University. He played almost exclusively at third base over four seasons in the minors, topping out at Double-A Bowie in 2015.

## KYLE LINDQUIST

BC

**BATS:** R

**THROWS:** R

**Ht:** 5-10

**Wgt:** 180

**BIRTHDATE:** 4/18/90 (31); Columbus, OH

**RESIDES:** Goodyear, AZ


**PLAYING CAREER:** Did not play

**MLB CAREER:** Did not play



Kyle Lindquist will assume bench coach duties for Columbus in 2022, after a season in the same role with the AZL Indians in 2021. Prior to joining the Cleveland organization, Lindquist was an assistant coach at Davidson College (2019) and Denison University (2014-18).

As a player, Lindquist pitched for two years in independent ball (Gary, 2013 and Rockford, 2012) after a distinguished career at Marietta College (2011 and 2012 National Champion). He is a graduate of Worthington Kilbourne High School, located 13 miles north of Huntginton Park.



## CODY BUCKEL

PS

**BATS:** R

**THROWS:** R

**Ht:** 6-1

**Wgt:** 185

**BIRTHDATE:** 6/18/92 (29); Thousand Oaks, CA

**RESIDES:** Scottsdale, AZ

**PLAYING CAREER:** 8 years ('10-17)

**MLB CAREER:** Did not play

Cody Buckel will be the first pitching strategist in franchise history with the start of the 2022 season. He served in a front office capacity during his first three seasons in the Cleveland organization, as the Assistant Director of Player Development (Pitching) in 2020 and 2021 and the Pitching Resource Coordinator in 2019.

Buckel was a 2nd round draft pick of the Texas Rangers in 2010 and spent seven years in the organization before a season in the Los Angeles (AL) system.



## JEREMY HELLER

**ATHLETIC TRAINER (3RD YEAR)**




## TRENT KALTENBACH

**S&C COACH (1ST YEAR)**



BECAUSE  
RUBBING SOME  
DIRT ON IT  
ISN'T ALWAYS THE ANSWER.



As a competitive athlete, weekend warrior or sandlot specialist, you know that injuries can happen at any time. That's why Mount Carmel's sports medicine and orthopedic specialists are always on deck and ready to provide the right care for the athlete in you.

Whatever your age, whatever your level of activity, we offer the latest in preventive care, physical therapy, and advanced surgical and non-surgical procedures. The sports medicine and orthopedic experts of Mount Carmel. Where everything we do is centered around you, your health, your life – and, of course, your game. Go Clippers!







# LOGAN S. ALLEN

# LHP

**BATS:** R**THROWS:** L**HT:** 6-3**WGT:** 220**BIRTHDATE:** 5/23/97 (24); West Palm Beach, FL**RESIDES:** Fletcher, NC**ACQUIRED:** Traded by San Diego with OF Franmil Reyes and INF Victor Nova on 7/31/19 (RHP Trevor Bauer to Cincinnati)

## Last Season

Made opening day roster in Cleveland... had 9.19ERA (15.2IP, 16ER) through 5GS before first option to Columbus (4/30)... allowed at least 2ER in first 8GS for Columbus, from 5/6-7/22 (29.2IP, 35ER)... recalled to Cleveland on 8/27 for the remainder of the year... allowed 1ER in 6.0IP vs. Boston on 8/27, then gave up 11ER in 15.2IP over 3GS (9/1-9/14), before finishing year with 3G in relief (6.0IP, 0ER).

## Career Notes

**Transactions:** Selected by Boston in the 8th round (231st) of the 2015 draft... 2015- GCL Red Sox (6/22-9/2), Lowell (9/3-9/7)... traded by Boston with INF Carlos Asuaje, INF Javier Guerra and OF Manuel Margot to San Diego for RHP Craig Kimbrel on 11/13/15... 2016- Fort Wayne (4/7-9/5), on the DL (6/9-8/23, left elbow), rehab with AZL Padres (8/5-8/13), Tri-City (8/14-8/23)... 2017- Fort Wayne (4/6-6/26), Lake Elsinore (6/27-9/4)... 2018- San Antonio (4/5-8/9), on the DL (6/9-6/23, left elbow), El Paso (8/10-9/3)... 2019- El Paso (4/4-6/17, 7/27-7/30), San Diego (6/18-7/26)... traded by San Diego with OF Franmil Reyes and INF Victor Nova to Cleveland on 7/31/19 (San Diego received OF Taylor Trammell from Cincinnati; Cincinnati received RHP Trevor Bauer from Cleveland and Cleveland also received OF Yasiel Puig and LHP Scott Moss from Cincinnati)... Columbus (7/31-8/13, 8/15-9/2), Cleveland (8/14)... 2020- Cleveland (8/11-8/23, 9/25-9/26)... 2021- Cleveland (4/1-4/29, 6/28-7/5, 8/13-8/15, 8/25-10/3), Columbus (5/4-6/27, 7/6-8/12, 8/16-8/24).

**Recognition:** Pitcher of the Year (2018- Texas)... Postseason All-Star (2018- Texas)... Midseason All-Star (2018- Texas, 2017- Midwest)... Pitcher of the Week (2018- Texas, 4/23-4/29 & 5/28-6/3)... *Baseball America* (Cleveland: 2021- 13th; 2020- 11th; San Diego: 2019- 8th; 2018- 8th; 2017- 19th; 2016- 8th).

**Highlights:** **2019-** made ML debut on 6/18 vs. Milwaukee (W, 7.0IP, 3H, OR, 0ER, 2BB, 5K)... **2018-** 12K on 5/20 at Midland (6.0IP), 7.0IP (5BB, 7K) in combined no-hitter at Tulsa on 5/31, 10K on 6/30 at Northwest Arkansas (7.0IP), 0.82ERA (22.0IP, 2ER) in first 4GS in Triple-A... **2017-** took no-hitter to the 6th at Great Lakes on 4/20, 10K on 6/25 at Bowling Green (6.0IP), 14.0IP with 0ER from 8/8-8/26... **2016-** had 6.0IP on 5/23 vs. West Michigan (2H, 5K)... **2015-** had 1BB to 91TBF (26K).

## CAREER STATISTICS

Year	Club	Class	W-L	ERA	G	GS	CG	SHO	SV	SVO	IP	H	R	ER	HR	HB	BB	K	AVG
15	GCL Red Sox	R	0-0	0.90	7	7	0	0	0	0	20.0	12	2	2	0	0	1	24	.171
	Lowell	SS	0-0	2.08	1	1	0	0	0	0	4.1	6	1	1	0	0	0	2	.300
16	AZL Padres	R	0-0	3.00	3	3	0	0	0	0	6.0	5	2	2	0	0	1	8	.217
	Tri-City	SS	0-1	7.71	1	1	0	0	0	0	2.1	4	2	2	0	0	1	4	.364
	Fort Wayne	A	3-4	3.33	15	11	0	0	0	0	54.0	48	22	20	2	3	22	47	.242
17	Fort Wayne	A	5-4	2.11	13	13	0	0	0	0	68.1	49	16	16	1	6	26	85	.201
	Lake Elsinore	A+	2-5	3.97	11	10	0	0	0	0	56.2	60	29	25	2	0	18	57	.271
18	San Antonio	AA	10-6	2.75	20	19	0	0	0	0	121.0	89	41	37	7	5	38	125	.205
	El Paso	AAA	4-0	1.63	5	5	0	0	0	0	27.2	21	7	5	4	0	13	26	.206
19	San Diego	ML	2-3	6.75	8	4	0	0	0	0	25.1	33	20	19	4	2	13	14	.330
	El Paso	AAA	4-3	5.15	13	13	0	0	0	0	57.2	61	39	33	8	6	22	63	.269
	Cleveland	ML	0-0	0.00	1	0	0	0	0	0	2.1	3	0	0	0	0	0	3	.333
	Columbus	AAA	1-1	7.66	5	5	0	0	0	0	22.1	31	20	19	6	2	12	18	.341
20	Cleveland	ML	0-0	3.38	3	0	0	0	0	0	10.2	12	4	4	1	1	7	7	.293
21	Cleveland	ML	2-7	6.26	14	11	0	0	0	0	50.1	58	39	35	12	4	17	37	.291
	Columbus	AAA	2-3	7.95	12	11	0	0	0	0	48.2	61	43	43	9	4	29	52	.310
	Minor League Totals		31-27	3.77	106	99	0	0	0	0	489.0	447	224	205	39	26	183	511	.243
	Major League Totals		4-10	5.89	26	15	0	0	0	0	88.2	106	63	58	17	7	37	61	.304





# MANUEL ALVAREZ RHP

**BATS:** R

**THROWS:** R

**HT:** 6-3

**WGT:** 226

**BIRTHDATE:** 9/17/95 (26); Santo Domingo, DR

**RESIDES:** Bonao, DR

**ACQUIRED:** Signed as a non-drafted free agent on 6/9/17

## Last Season

Started the season with Columbus... had a 0.00ERA through first 4G (4.1IP, 1H, 2R, 3BB, 6K), but a 46.29ERA in 4G after that (2.1IP, 6H, 13R, 12ER, 11BB, 2K), including 5ER in 0.0IP at Toledo on 5/23... sent to Akron for the rest of the season on 6/8... posted a 0.84ERA (10.2IP, 1ER) through first 7G with Akron (6/9-7/2)... had a 13.97ERA (9.2IP, 15ER) in next 10G (7/6-8/8)... did not allow a run over 8G from 8/12-9/5 (10.2IP, 2H, 8BB, 18K), then gave up multiple runs in each of 3G to end the season (5.1IP, 7ER)... made a scoreless appearance in the Eastern League Playoffs, 9/24 vs. Bowie (1.0IP, 1H)... on the year, had 22G with 0ER and 11G with at least 2ER (3G with 1ER).

## Career Notes

**Transactions:** Signed by Cleveland as a non-drafted free agent on 6/9/17... **2018-** Lake County (5/1-6/6), Mahoning Valley (6/7-9/3)... **2019-** Lake County (4/4-7/16), Lynchburg (7/17-9/2)... **2021-** Columbus (5/4-6/7), Akron (6/8-9/19).

**Recognition:** Midseason All-Star (2019- Midwest).

**Highlights:** **2019-** had a 0.00ERA through first 12G (15.0IP, 6H, 5R, 10BB, 14K)... **2018-** had 0.55ERA through first 13G (16.1IP, 8H, 3R, 1ER, 7BB, 14K) at Mahoning Valley (6/16-7/31), made a scoreless appearance in the New York-Penn League Playoffs vs. Tri-City on 9/6 (3.0IP, 1H, 2BB, 4K).

**Postseason:** Akron ('21), Mahoning Valley ('18), Mesa (AFL, '19).

## CAREER STATISTICS

Year	Club	Class	W-L	ERA	G	GS	CG	SHO	SV	SVO	IP	H	R	ER	HR	HB	BB	K	AVG
18	Mahoning	SS	1-0	2.28	22	0	0	0	5	5	27.2	14	10	7	1	3	18	26	.151
	Lake County	A	1-2	10.97	12	0	0	0	0	1	10.2	14	15	13	1	1	7	10	.333
19	Lake County	A	4-1	2.90	30	0	0	0	9	11	40.1	30	21	13	3	1	28	47	.204
	Lynchburg	A+	1-0	6.00	11	0	0	0	0	1	15.0	15	10	10	0	0	12	20	.263
20	DNP																		
21	Columbus	AAA	0-2	16.20	8	1	0	0	0	0	6.2	7	15	12	0	5	14	8	.280
	Akron	AA	1-0	5.70	28	0	0	0	3	3	36.1	32	23	23	4	2	30	51	.237
Minor League Totals			8-5	5.14	111	1	0	0	17	21	136.2	112	94	78	9	12	109	162	.224
Major League Totals			0-0	-	0	0	0	0	0	0	0.0	0	0	0	0	0	0	0	-



# GABRIEL ARIAS INF

**BATS:** R      **THROWS:** R  
**HT:** 6-1      **WGT:** 217  
**BIRTHDATE:** 2/27/00 (22); Aragua, VZ  
**RESIDES:** Orlando, FL

**ACQUIRED:** Traded by San Diego with five others for RHP Mike Clevinger and two others on 8/31/20



## Last Season

Played the entire season with Columbus... hit a 2-run HR in first Triple-A at bat, 5/4 at Louisville... hit .194 (20x103) with 2HR and 9RBI over next 30G (5/5-6/10)... batted .353 (24x68) and scored 22 runs over 18G from 6/12-7/4 (.408OBP)... reached base in a career high 27G from 7/18-8/19 (.376OBP; hit .330, 36x109), including a pair of doubles in back to back games on 7/31 and 8/1 at Nashville... had a 2-run HR and walk-off HBP on 9/3 vs. St. Paul... doubled twice and had 4RBI on 9/5 vs. St. Paul... named Batter of the Week for 9/13-9/19, hitting .462 (12x26) with 8RBI in 6G, including trio of doubles on 9/18 at Toledo.

## Career Notes

**Transactions:** Signed by San Diego as a non-drafted free agent on 7/2/16... **2017-** AZL Padres (6/24-8/18), Fort Wayne (8/19-9/4)... **2018-** Fort Wayne (4/5-9/3)... **2019-** Lake Elsinore (4/4-9/2)... **2020-** traded by San Diego with C Austin Hedges, RHP Cal Quantrill, OF Josh Naylor, LHP Joey Cantillo and INF Owen Miller to Cleveland for RHP Mike Clevinger, OF Greg Allen and a PTBNL (RHP Matt Waldron, 11/9/20) on 8/31/20... **2021-** Columbus (5/4-10/2).

**Recognition:** Midseason All-Star (2019- California)... Batter of the Week (2021- International, 9/13-9/19)... *Baseball America* (Cleveland: 2022- 5th, Best Infield Arm; 2021- 6th, Best Infield Arm; San Diego: 2020- 9th, Best Defensive Infielder, Best Infield Arm; 2019- 30th, Best Defensive Infielder; 2018- 10th).

**Highlights:** **2019-** went 3x3 (double, HR) with 4RBI on 4/10 at Lancaster, had 2HR on 6/9 vs. Lancaster, homered in three straight from 7/25-7/27, was 4x4 (two triples, HR) with 3RBI on 8/17 vs. Stockton... **2018-** had 4RBI on 5/7 at Quad Cities, doubled in five straight from 8/16-8/20, hit for the cycle (5x6) with 5RBI on 8/27 at South Bend... **2017-** went 4x5 with a double and an RBI on 7/17 vs. AZL Mariners.

**Postseason:** Lake Elsinore ('19), Fort Wayne ('17), La Guaira (VWL, '18), Canberra (AWL, '17).

Single Game Career Highs			
Stat	#	Times	Last Time
R	3	9	9/29/21
H	5	1	8/27/18
2B	3	1	9/18/21
3B	2	1	8/17/19
HR	2	1	6/9/19
RBI	5	1	8/27/18
Hit Streak	9	3	7/18-7/28/21
OB Streak	27	1	7/18-8/19/21

## CAREER STATISTICS

Year Club	Class	G	AVG	AB	R	H	2B	3B	HR	RBI	BB	K	SB	CS	OBP	SLG	HBPSAC	SF
17 AZL Padres	R	37	.275	153	18	42	6	3	0	13	10	51	4	6	.329	.353	3	1
Fort Wayne	A	16	.242	62	8	15	1	0	0	4	2	16	1	0	.266	.258	0	0
18 Fort Wayne	A	124	.240	455	54	109	27	3	6	55	41	149	3	3	.302	.352	1	4
19 Lake Elsinore	A+	120	.302	477	62	144	21	4	17	75	25	128	8	4	.339	.470	4	1
20 DNP																		
21 Columbus	AAA	115	.284	436	64	124	29	3	13	55	39	110	5	1	.348	.454	5	0
Minor League Totals		412	.274	1583	206	434	84	13	36	202	117	454	21	14	.327	.412	13	6
Major League Totals		-	0	0	0	0	0	0	0	0	0	0	0	0	-	-	0	0



# PEYTON BATTENFIELD RHP

**BATS:** R

**THROWS:** R

**HT:** 6-4

**WGT:** 224

**BIRTHDATE:** 8/10/97 (24); Tulsa, OK

**RESIDES:** Talala, OK

**ACQUIRED:** Traded by Tampa Bay for RHP DJ Johnson and OF Jordan Luplow on 7/30/21

## Last Season

Started the season with Bowling Green... did not allow a run through first 4G (16.1IP, 7H, 5BB, 29K), picking up only win in only relief appearance, 5/16 vs. Asheville... allowed at least 1ER in each of next 3GS (5/28-6/9), but did not issue any BB (14.2IP, 11H, 7R, 5ER, 20K)... transferred to Montgomery on 6/15, going 2-0 with a 0.00ERA (10.2IP, 4H, 1BB, 14K) through first 2GS (6/16-6/23)...had 10K in 5.2IP in win at Richmond on 7/10... traded to Cleveland and assigned to Akron on 7/30... notched first career QS in Akron debut, on 8/7 vs. Altoona (6.0IP, 3H, 1R, 1ER, 0BB, 6K)... had second QS on 8/20 vs. Harrisburg (W, 6.0IP, 2H, 1R, 1ER, 0BB, 7K), hitting a batter for first time in career (469th batter faced)... won scoreless outing on 9/2 vs. Altoona (6.0IP, 4H, 1BB, 6K), hitting second batter of career (46th batter faced after first HB)... struggled over last 2GS of regular season (9.0IP, 10H, 8R, 8ER, 4BB, 9K)... won opening game of the Eastern League Championship Series, allowing HR to first batter faced on 9/21 at Bowie (7.0IP, 1H, 1R, 1ER, 0BB, 10K).

## Career Notes

**Transactions:** Selected by Houston in the 9th round (286th) of the 2019 draft... **2019-** Tri-City (6/18-9/2)... **2020-** traded by Houston with OF Cal Stevenson to Tampa Bay for RHP Austin Pruitt on 1/9/20... **2021-** Bowling Green (5/4-6/14), Montgomery (6/15-7/29)... traded by Tampa Bay to Cleveland for OF Jordan Luplow and RHP DJ Johnson on 7/30/21... Akron (7/30-9/19).

**Recognition:** Pitcher of the Week (2021- Midwest, 5/10-5/16)... *Baseball America* (Cleveland: 2022-14th, Best Control).

**Highlights:** **2019-** went 1-1 with a 0.90ERA (30.0IP, 15H, 4R, 3ER, 10BB, 32K) through first 10G.

**Postseason:** Akron ('21).

**Personal:** Attended Oklahoma State University, pitching primarily as a reliever... older brother, Blake, pitches in the Chicago (AL) organization.

## CAREER STATISTICS

Year	Club	Class	W-L	ERA	G	GS	CG	SHO	SV	SVO	IP	H	R	ER	HR	HB	BB	K	AVG
19	Tri City	SS	2-1	1.60	14	5	0	0	0	0	39.1	23	8	7	0	0	15	46	.167
20	DNP																		
21	Bowling Green	A+	2-0	1.45	7	6	0	0	0	0	31.0	18	7	5	2	0	5	49	.162
	Montgomery	AA	3-0	2.72	7	6	0	0	0	0	36.1	24	13	11	5	0	7	46	.179
	Akron	AA	2-1	3.28	7	7	0	0	0	0	35.2	24	13	13	4	2	7	36	.183
	Minor League Totals		9-2	2.28	35	24	0	0	0	0	142.1	89	41	36	11	2	34	177	.173
	Major League Totals		0-0	-	0	0	0	0	0	0	0.0	0	0	0	0	0	0	0	-

# WILL BENSON OF

**BATS:** L      **THROWS:** L  
**HT:** 6-5      **WGT:** 225  
**BIRTHDATE:** 6/16/98 (23); Atlanta, GA  
**RESIDES:** Atlanta, GA  
**ACQUIRED:** Selected in the 1st round (14th overall) of the 2016 draft



## Last Season

Spent most of the season with Akron... hit .164 (11x67) through first 23G (5/5-6/4), but had a .403SLG (7XBH, 4HR)... went 2x3 with a double, a HR and 5RBI on 6/24 vs. Erie... had a 6G hit streak from 7/2-7/9 (.522, 12x23) that included four straight multi-hit games (7/2-7/6)... homered twice (both solo) on 8/6 at Altoona... transferred to Columbus on 8/20... despite .221 average at time of promotion, ranked 2nd in the Eastern League in BB (60) and 9th in OBP (.374)... hit .222 (8x36) through first 10G in Triple-A, then slumped to .054 (2x37) over next 11G (9/3-9/19)... ended the season with a multi-hit effort (double, HR) vs. Louisville on 10/2 (no multi-hit games in previous 18).

## Career Notes

**Transactions:** Selected by Cleveland in the 1st round (14th) of the 2016 draft... **2016-** AZL Indians (6/20-8/29)... **2017-** Mahoning Valley (6/19-9/7)... **2018-** Lake County (4/5-9/3)... **2019-** Lake County (4/4-6/19), Lynchburg (6/20-9/2)... **2021-** Akron (5/4-8/19), Columbus (8/20-10/3).

**Recognition:** Postseason All-Star (2019- Midwest, OF)... Mid-season All-Star (2019- Midwest; 2018- Midwest)... Batter of the Week (2019- Midwest, 4/15-4/21 & 5/13-5/19 & 5/27-6/2; 2018- Midwest, 8/28-9/3)... *Baseball America* (Cleveland: 2022- Best Athlete; 2021- Best Athlete; 2020- Best Athlete; 2019- 21st, Best Athlete; 2018- 10th, Best Athlete; 2017- 7th, Best Athlete).

Single Game Career Highs			
Stat	#	Times	Last Time
R	4	1	4/18/19
H	4	2	4/18/19
2B	3	1	7/20/16
3B	2	1	7/26/19
HR*	4	1	4/18/19
RBI	8	1	4/18/19
SB^	3	1	5/27/19
Hit Streak	6	4	7/2-7/9/21
OB Streak	19	1	5/6-5/28/19

\* - 8 multi-HR games


^ - 4 multi-SB games

**Highlights:** **2019-** hit 4HR and had 8RBI (grand slam) on 4/18 vs. South Bend, had 2HR and 4RBI on 5/24 at Lansing, had 3SB on 5/27 at Lansing, tripled twice vs. Winston-Salem on 7/29... **2018-** hit 2HR on 4/25 vs. West Michigan, had 2HR and 5RBI on 6/6 vs. Dayton, homered in three straight from 8/30-9/1 (4HR, 10RBI; 2HR, 5RBI on 9/1 vs. Lansing)... **2017-** was 4x5 (double, HR) with 4RBI on 8/3 at Auburn, homered twice vs. West Virginia on 8/26 (3RBI) and at Batavia on 9/4 (4RBI)... **2016-** had a trio of doubles and 4RBI on 7/20 at AZL Padres, homered with 4RBI on 7/25 at AZL Rangers.

**Postseason:** Mahoning Valley ('17), AZL Indians ('16).

**Personal:** Won gold medal for Team USA at U18 World Cup in Japan in 2016... 2nd Team All-State as a high school basketball player in Georgia.

		CAREER STATISTICS																		
Year	Club	Class	G	AVG	AB	R	H	2B	3B	HR	RBI	BB	K	SB	CS	OBP	SLG	HBPSAC	SF	
16	AZL Indians	R	44	.209	158	31	33	10	3	6	27	22	60	10	2	.321	.424	4	0	0
17	Mahoning	SS	56	.238	202	29	48	8	5	10	36	31	80	7	1	.347	.475	3	0	0
18	Lake County	A	123	.180	416	54	75	11	1	22	58	82	152	12	6	.324	.370	7	0	1
19	Lake County	A	62	.272	217	44	59	12	3	18	55	37	78	18	2	.371	.604	0	0	5
	Lynchburg	A+	61	.189	217	29	41	9	2	4	23	31	73	9	2	.290	.304	2	0	5
20	DNP																			
21	Akron	AA	80	.221	262	63	58	13	5	14	42	60	104	14	3	.374	.469	5	1	2
	Columbus	AAA	27	.161	93	7	15	5	1	3	9	14	42	0	2	.271	.333	0	0	0
Minor League Totals			453	.210	1565	257	329	68	20	77	250	277	589	70	18	.334	.427	21	1	13
Major League Totals			-	0	0	0	0	0	0	0	0	0	0	0	0	-	-	0	0	0



# TRENTON BROOKS INF

**BATS:** L      **THROWS:** L  
**HT:** 6-0      **WGT:** 195  
**BIRTHDATE:** 7/3/95 (26); Alpine, CA  
**RESIDES:** Alpine, CA

**ACQUIRED:** Selected in the 17th round (512th overall) of the 2016 draft



## Last Season

Split the year with Akron and Columbus... started at 1B on opening day, 5/4 vs. Binghamton (first career start in the INF, played 91G at 1B for the season)...drew a walk in 10 straight from 5/19-6/4 (16BB total), including a 4BB game on 5/20 vs. Reading... transferred to Columbus on 6/8... ranked 3rd in the Eastern League in OBP (.438) and BB (20) at time of promotion... homered twice and had 5RBI on 6/10 at Iowa... was hitting .333/.400/.625 through first 14G in Triple-A (6/8-6/23), then slumped to .204/.281/.330 over next 29G (6/24-7/30)... had a pair of walk-offs during slump, RBI single in 1-0 win vs. Indianapolis on 7/6, leadoff HR in 9th vs. Iowa on 7/22 (first career walk-off HR)... starting on 7/31, hit safely in 13 of 14G (.383, 18x47)... hit .198 (18x91) over final 22G (did not play from 8/30-9/8 due to covid, but did not go on DL).

## Career Notes

**Transactions:** Selected by Cleveland in the 17th round (512th) of the 2016 draft... **2016-** AZL Indians (6/20-8/29)... **2017-** Lynchburg (4/15-4/27), Lake County (4/28-9/4), **on the DL (6/10-8/30, injury)**... **2018-** Lynchburg (4/5-9/3), **on the DL (4/20-5/4, injury)**... **2019-** Lynchburg (4/4-6/3, 6/10-6/20), Akron (6/4-6/9, 6/21-9/2)... **2021-** Akron (5/4-6/7), Columbus (6/8-10/3).

Single Game Career Highs			
Stat	#	Times	Last Time
R	3	1	6/19/21
H	3	19	8/20/21
2B	2	8	8/25/21
HR	2	3	6/10/21
RBI	5	3	6/10/21
Hit Streak	13	1	7/10-7/23/18
OB Streak	20	1	7/2-7/23/18

**Recognition:** None.

**Highlights:** **2019-** homered and had 5RBI on 4/4 at Myrtle Beach, 11G hit streak from 6/28-7/13 (.370, 17x46, 3HR, 11RBI), went 3x5 with 2HR and 5RBI on 8/10 at Portland... **2018-** had 2HR and 3RBI on 7/2 at Frederick (had 2HR in previous 119G of career), 13G hit streak from 7/10-7/23 (.400, 22x55, 11RBI)... **2017-** had nine multi-hit games (5G with a single hit)... **2016-** recorded a hit in each of first 9G to start career (.333, 12x36).

**Postseason:** Lynchburg ('18).

**Personal:** Attended the University of Nevada.

## CAREER STATISTICS

Year	Club	Class	G	AVG	AB	R	H	2B	3B	HR	RBI	BB	K	SB	CS	OBP	SLG	HBPSAC	SF	
16	AZL Indians	R	35	.222	126	12	28	9	0	0	10	8	18	3	2	.268	.294	1	3	3
17	Lake County	A	29	.214	112	11	24	5	0	1	8	12	26	0	1	.302	.286	2	0	0
	Lynchburg	A+	3	.000	7	0	0	0	0	0	0	0	1	0	0	.000	.000	0	0	0
18	Lynchburg	A+	107	.281	388	47	109	28	3	5	52	45	66	2	1	.362	.407	7	1	5
19	Lynchburg	A+	49	.213	174	19	37	11	0	3	18	22	26	0	2	.305	.328	2	3	2
	Akron	AA	65	.274	241	28	66	22	3	9	36	20	38	1	0	.333	.502	2	0	1
20	DNP																			
21	Akron	AA	23	.268	71	14	19	3	1	4	19	20	18	1	0	.438	.507	3	0	2
	Columbus	AAA	79	.253	289	42	73	23	0	8	37	31	67	2	0	.325	.415	1	2	2
	Minor League Totals		390	.253	1408	173	356	101	7	30	180	158	260	9	6	.333	.398	18	9	15
	Major League Totals		-	0	0	0	0	0	0	0	0	0	0	0	0	-	-	0	0	0



# ROBERT BROOM RHP

**BATS:** R

**THROWS:** R

**HT:** 6-1

**WGT:** 182

**BIRTHDATE:** 9/17/96 (25); East Ridge, TN

**RESIDES:** Rising Fawn, GA

**ACQUIRED:** Selected in the 10th round (313th overall) of the 2018 draft

## Last Season

Pitched with Columbus for the whole season... allowed a HR and was tagged with a blown save on 5/14 vs. Omaha, 5/21 at Toledo and 5/28 vs. Nashville (first three blown saves of career)... allowed 3ER over 12G (11.2IP) from 6/1-7/8, notching first save in Triple-A on 6/18 vs. Toledo (1.1IP, 1BB, 1K)... inherited bases loaded jam on 7/2 at Toledo (GIDP), closing game with 1.2IP, OR... followed up with a 9.22ERA over next 14G (13.2IP, 14ER) that culminated with first career start, on 8/24 at Memphis (L, 0.1IP, 3H, 6R, 6ER, 3BB, 0K)... had a 2.51ERA over final 11G of the season (8/27-10/2), including a scoreless start on 9/11 vs. Gwinnett (3.0IP, 0H, 2BB, 1K).

## Career Notes

**Transactions:** Selected by Cleveland in the 10th round (313th) of the 2018 draft... **2018-** AZL Indians (6/18-7/4), Lake County (7/5-9/3), Lynchburg (postseason)... **2019-** Lynchburg (4/4-6/5), Akron (6/6-9/2)... **2021-** Columbus (5/4-10/2).

**Recognition:** Midseason All-Star (2019- Carolina).

**Highlights:** **2019-** had a 0.00ERA through first 9G (13.1IP, 7H, 2R, 5BB, 20K), snapped streak of 249TBF without allowing a HR on 6/28 at Bowie (first HR allowed of career), posted a 0.68ERA over final 17G of the season (26.1IP, 14H, 2R, 2ER, 12BB, 23K)... **2018-** ended the season with a 0.00ERA over last 9G (14.1IP, 5H, 2BB, 18K), made a scoreless appearance in the Carolina League Playoffs (0.2IP, 1H).

**Postseason:** Lynchburg ('18).

**Personal:** Attended Mercer University.

CAREER STATISTICS																			
Year	Club	Class	W-L	ERA	G	GS	CG	SHO	SV	SVO	IP	H	R	ER	HR	HB	BB	K	AVG
18	AZL Indians	R	0-0	1.69	5	0	0	0	2	2	5.1	5	2	1	0	0	0	9	.250
	Lake County	A	2-1	1.17	17	0	0	0	2	2	23.0	11	3	3	0	2	10	30	.141
19	Lynchburg	A+	1-1	0.36	17	0	0	0	2	2	24.2	13	4	1	0	2	9	35	.149
	Akron	AA	1-2	0.96	24	0	0	0	1	1	37.1	19	5	4	2	3	14	35	.148
20	DNP																		
21	Columbus	AAA	2-3	5.29	45	3	0	0	2	5	49.1	45	29	29	9	14	23	52	.246
	Minor League Totals		6-7	2.45	108	3	0	0	9	12	139.2	93	43	38	11	21	56	161	.188
	Major League Totals		0-0	-	0	0	0	0	0	0	0.0	0	0	0	0	0	0	0	-

# ALEX CALL OF

**BATS:** R      **THROWS:** R  
**HT:** 5-11      **WGT:** 188  
**BIRTHDATE:** 9/27/94 (27); Burnsville, MN  
**RESIDES:** River Falls, WI  
**ACQUIRED:** Traded by Chicago (AL) for INF Yonder Alonso on 12/15/18



## Last Season

Started the season with Akron... reached base in first 18G (.368OBP) from 5/4-5/27, including scoring a run in each of the first 9G... homered twice on 6/4 vs. Erie (both solo)... went 3x4 with 4R on 6/9 at Altoona... transferred to Columbus on 6/29... went 3x5 with 2HR and 2RBI on 6/30 at Toledo... went 1x23 over next 7G (7/1-7/8)... was 3x4 with 2HR and 3RBI on 7/18 at St. Pete... doubled twice vs. Toledo on 8/10... hit .182 (12x66) over final 22G of the season, a stretch that included an 18G on base streak from 8/26-9/24 (.380OBP, 14BB, 1HBP).

## Career Notes

**Transactions:** Selected by Chicago (AL) in the 3rd round (86th) of the 2016 draft... **2016-** Great Falls (6/20-7/16), Kannapolis (7/17-9/5)... **2017-** Winston-Salem (4/6-7/18), on the DL (4/16-7/18, injury) **rehab with AZL White Sox (6/30-7/18)**, Kannapolis (7/19-9/4)... **2018-** Winston-Salem (4/5-6/20), Birmingham (6/21-9/3)... traded by Chicago (AL) to Cleveland for INF Yonder Alonso on 12/15/18... **2019-** Akron (5/30-9/2)... **2021-** Akron (5/4-6/28), Columbus (6/29-10/3).

**Recognition:** Batter of the Week (2019- Eastern, 6/24-6/30)... *Baseball America* (Chicago-AL: 2018- 21st; 2017- 15th).

Single Game Career Highs			
Stat	#	Times	Last Time
R	4	2	6/9/21
H	4	1	4/25/18
2B	2	8	8/10/21
HR	2	5	7/18/21
RBI	4	4	6/29/19
SB	2	4	6/9/21
Hit Streak	8	5	7/23-7/31/19
OB Streak	24	1	6/17-7/13/16

**Highlights:** **2019-** had 4RBI (HR) on 6/29 at Bowie, hit .448 (13x29) over 8G hit streak from 7/23-7/31... **2018-** went 4x4 with two doubles on 4/25 at Lynchburg, had 4RBI on 5/8 at Salem, homered twice (4RBI) on 7/24 vs. Tennessee, had 2HR (3RBI) on 8/9 at Montgomery... **2017-** had 4RBI (HR) on 7/30 at Lexington, hit .389 (7x18) with a HR and 5RBI in the South Atlantic League Playoffs... **2016-** started pro career with a 24G on base streak (.458OBP).

**Postseason:** Kannapolis ('17).

**Personal:** Attended Ball State University.

CAREER STATISTICS																				
Year	Club	Class	G	AVG	AB	R	H	2B	3B	HR	RBI	BB	K	SB	CS	OBP	SLG	HBPSAC	SF	
16	Great Falls	R	27	.308	107	19	33	3	1	3	17	19	18	4	4	.444	.439	7	1	0
	Kannapolis	A	46	.308	185	23	57	17	0	3	18	15	40	10	2	.361	.449	1	1	1
17	AZL White Sox	R	13	.059	51	8	3	1	0	0	6	7	5	1	0	.180	.078	1	0	2
	Kannapolis	A	38	.248	145	24	36	9	1	3	22	16	33	2	2	.333	.386	3	3	1
18	Winston-Salem	A+	10	.244	41	2	10	3	1	0	5	3	11	2	1	.311	.366	1	0	0
	Winston-Salem	A+	56	.256	195	35	50	11	3	5	28	35	52	4	6	.368	.421	1	2	3
19	Birmingham	AA	67	.242	236	28	57	17	1	7	30	25	75	2	1	.325	.411	5	1	2
	Akron	AA	81	.205	293	30	60	13	3	5	31	22	93	5	5	.266	.321	4	2	4
20	DNP																			
21	Akron	AA	43	.310	155	34	48	13	1	5	23	21	26	12	2	.389	.503	1	0	3
	Columbus	AAA	66	.229	231	34	53	8	0	10	27	33	38	3	3	.335	.394	4	0	1
Minor League Totals			447	.248	1639	237	407	95	11	41	207	196	391	45	26	.336	.395	28	10	17
Major League Totals			-	0	0	0	0	0	0	0	0	0	0	0	0	-	-	0	0	0





# JOEY CANTILLO

# LHP

**BATS:** L**THROWS:** L**HT:** 6-4**WGT:** 200**BIRTHDATE:** 12/18/99 (21); Kailua, HI**RESIDES:** Kailua, HI**ACQUIRED:** Traded by San Diego with five others for RHP Mike Clevinger and two others on 8/31/20

## 2019 Season

Placed on the DL with abdominal soreness prior to first appearance with Akron... sent to the AZL Indians for a pair of rehab appearances (8/20-8/26)... activated on 8/30 and made season debut with Akron on 8/31 vs. Altoona (1.1IP, 3H, 2R, 2ER, 2BB, 1K)... made back to back scoreless appearances on 9/4 vs. Altoona (1.2IP) and 9/8 at Richmond (1.2IP)... maxed out at 42 pitches on 9/12 at Richmond... did not appear in the 2021 Eastern League Playoffs.

## Career Notes

**Transactions:** Selected by San Diego in the 16th round (468th) of the 2017 draft... **2017-** AZL Padres (8/1-9/4)... **2018-** AZL Padres (6/19-8/28), Fort Wayne (8/29-9/3)... **2019-** Fort Wayne (4/4-8/7), Lake Elsinore (8/8-9/2)... **2020-** traded by San Diego with C Austin Hedges, RHP Cal Quantrill, OF Josh Naylor, INF Gabriel Arias and INF Owen Miller to Cleveland for RHP Mike Clevinger, OF Greg Allen and a PTBNL (RHP Matt Waldron, 11/9/20) on 8/31/20... **2021-** Akron (5/4-9/19), on the DL (5/8-8/29, sore abdomen), rehab with AZL Indians (8/20-8/29).

**Recognition:** Midseason All-Star (2019- Midwest)... Pitcher of the Week (2019- Midwest, 6/17-6/23, 6/24-6/30, 7/29-8/4)... *Baseball America* (Cleveland: 2021- 16th; San Diego: 2020- 11th, Best Changeup).

**Highlights:** **2019-** allowed first career HR on 4/12 at Bowling Green (snapped streak of 266TBF to start career), posted a 0.53ERA (51.1IP, 3ER) over 9GS from 5/3-6/26 (includes 6.0IP shutout vs. Lansing on 5/16), had 10K (6.0IP) in win vs. Cedar Rapids on 7/22, took no-hitter to the 7th on 8/4 vs. West Michigan (bullpen lost no-no in 9th)... **2018-** had 9K in 4.0IP of hitless relief (4BB) on 7/16 vs. AZL Brewers... made three straight scoreless appearances from 8/4-8/16 (15.0IP, 6H, 1BB, 15K)... **2017-** started pro career with 1ER through first 6G (7.0IP).

**Postseason:** None.

**Personal:** Committed to the University of Kentucky before signing with San Diego.

## CAREER STATISTICS

Year	Club	Class	W-L	ERA	G	GS	CG	SHO	SV	SVO	IP	H	R	ER	HR	HB	BB	K	AVG
17	AZL Padres	R	1-0	4.50	7	0	0	0	0	0	8.0	5	4	4	0	2	6	14	.179
18	AZL Padres	R	2-2	2.18	11	9	0	0	0	0	45.1	33	18	11	0	3	12	58	.198
	Fort Wayne	A	0-1	9.82	1	1	0	0	0	0	3.2	4	4	4	0	0	3	5	.286
19	Fort Wayne	A	9-3	1.93	19	19	1	1	0	0	98.0	58	24	21	3	3	27	128	.173
	Lake Elsinore	A+	1-1	4.61	3	3	0	0	0	0	13.2	12	9	7	2	1	7	16	.222
20	DNP																		
21	AZL Indians	R	0-0	0.00	2	1	0	0	0	0	5.0	2	0	0	0	0	1	7	.125
	Akron	AA	0-2	4.50	5	1	0	0	0	0	8.0	8	4	4	0	0	10	12	.258
	Minor League Totals		13-9	2.53	48	34	1	1	0	0	181.2	122	63	51	5	9	66	240	.189
	Major League Totals		0-0	-	0	0	0	0	0	0	0.0	0	0	0	0	0	0	0	-

# ERNIE CLEMENT

# INF

**BATS:** R

**THROWS:** R

**HT:** 6-0

**WGT:** 170

**BIRTHDATE:** 3/22/96 (26); Rochester, NY

**RESIDES:** Pittsford, NY

**ACQUIRED:** Selected in the 4th round (132nd overall) of the 2017 draft



## Last Season

Started the year in Columbus... appeared in the OF (LF) for first time in career on 5/8 at Louisville (finished year with 5G in LF for Columbus, 2G in LF for Cleveland)... had XBH (five doubles, triple) in six straight from 5/6-5/13... left game on 5/13 vs. Omaha with strained hamstring (stretching double to triple), missed two weeks but did not go on the DL... doubled in first game back, 5/27 vs. Nashville... recalled to Cleveland for DH on 5/30, did not play, optioned on 5/31... recalled on 6/13, making Major League debut vs. Seattle (0x1, K)... went 2x3 with a double, 3RBI on 7/21 at Houston... homered twice on 8/13 at Detroit... **on the DL (covid) from 8/26-9/6**, optioned to Columbus on 9/7... recalled on 9/19, hit HR vs. Kansas City on 9/21... optioned on 9/24, hit first HR with Columbus on 10/1 vs. Louisville.

## Career Notes

**Transactions:** Selected by Cleveland in the 4th round (132nd) of the 2017 draft... **2017-** Mahoning Valley (6/25-9/6)... **2018-** Lake County (4/5-6/22), **on the DL (5/21-5/28, strained left knee)**, Lynchburg (6/23-8/13), **on the DL (7/27-8/8, strained left groin)**, Akron (8/14-9/3)... **2019-** Akron (4/4-8/30), **on the DL (4/16-5/8, strained right thigh)**, Columbus (8/31-9/2)... **2021-** Columbus (5/4-5/29, 5/31-6/12, 9/7-9/14, 9/24-10/3), Cleveland (5/30, 6/13-9/6, 9/15-9/23), **on the DL (8/26-9/6, covid), rehab with Akron (9/4-9/6).**

Single Game Career Highs			
Stat	#	Times	Last Time
R	3	8	6/28/21*
H	5	1	7/2/18
2B	3	1	8/21/18
HR	2	1	8/13/21*
RBI	4	1	4/8/18
SB	2	3	6/30/19
Hit Streak	21	1	7/9-8/10/17
OB Streak	24	2	4/12-5/12/18

\*-in MLB

**Recognition:** *Baseball America* (Cleveland: 2022- 24th; 2021- 23rd, Best Strike Zone Discipline; 2020- 21st, Best Strike Zone Discipline; 2019- 18th, Best Strike Zone Discipline; 2018- 24th).

**Highlights:** **2019-** 14G hit streak from 6/6-6/19 (.352, 19x54), 13G hit streak from 6/28-7/13 (.339, 20x59), was 9x32 with 2RBI in the International League Playoffs... **2018-** went 3x5 with a double and 4RBI on 4/8 at Fort Wayne, 24G on base streak from 4/12-5/12 (.395OBP), went 5x5 (double) on 7/12 at Frederick, 13G hit streak from 7/19-8/19 (.358, 19x53), doubled three times and had an RBI on 8/21 at Erie... **2017-** 21G hit streak from 7/9-8/10 (.381, 32x84; .416OBP during streak, 3BB, 3K).

**Postseason:** Columbus ('19), Akron ('18), Mahoning Valley ('17), Mesa (AFL, '19).

**Personal:** Attended the University of Virginia... played for Harwich in the Cape Cod League in 2016 (named league MVP)... also played hockey for four years of high school.

## CAREER STATISTICS

Year	Club	Class	G	AVG	AB	R	H	2B	3B	HR	RBI	BB	K	SB	CS	OBP	SLG	HBPS	AC	SF
17	Mahoning	SS	45	.280	175	32	49	9	1	0	13	6	12	6	2	.315	.343	3	3	0
18	Lake County	A	54	.267	221	34	59	14	1	1	15	23	21	11	6	.337	.353	1	1	1
	Lynchburg	A+	33	.346	133	29	46	7	0	1	13	15	7	5	3	.425	.421	4	3	1
	Akron	AA	15	.246	65	9	16	5	1	0	5	3	7	2	1	.279	.354	0	0	0
19	Akron	AA	98	.261	394	46	103	15	3	1	24	26	33	16	10	.314	.322	7	4	6
	Columbus	AAA	3	.545	11	3	6	1	0	0	4	2	1	1	0	.615	.636	0	0	0
20	DNP																			
21	Akron	AA	2	.143	7	0	1	1	0	0	0	0	3	0	0	.143	.286	0	0	0
	Columbus	AAA	33	.250	124	11	31	12	1	1	10	9	22	0	1	.294	.387	0	2	3
	Cleveland	MLB	40	.231	121	16	28	4	0	3	9	7	19	0	1	.285	.339	2	3	0
Minor League Totals			283	.275	1130	164	311	64	7	4	84	84	106	43	23	.331	.355	15	13	11
Major League Totals			40	.231	121	16	28	4	0	3	9	7	19	0	1	.285	.339	2	3	0

# GAVIN COLLINS

C

**BATS:** R      **THROWS:** R  
**HT:** 5-11      **WGT:** 205  
**BIRTHDATE:** 7/17/95 (26); Newport Beach, CA  
**RESIDES:** Lake Forest, CA  
**ACQUIRED:** Selected in the 13th round  
 (392nd overall) of the 2016 draft



## Last Season

Played for Columbus... went 2x21 (.095) through first 7G (5/5-5/22)... doubled twice and had an RBI on 5/25 vs. Nashville, then went 2x4 with an RBI on 5/29 vs. Nashville... proceeded to hit .073 (3x41) over next 16G (6/1-7/2)... was 7x20 with a HR and 8RBI over 6G from 7/4-7/20, including a grand slam on 7/15 at St. Paul... hit 4HR and had 9RBI in the month of August (34AB), including 2x4, HR, 3RBI, SB performance on 8/29 at Memphis... played in only 4G from 8/30 through the end of the season (was slated to join Cleveland on 8/31, but tested positive for covid, did not go on the DL)... on the year, had 3RBI in first 22G and 19RBI in last 28G.

## Career Notes

**Transactions:** Selected by Cleveland in the 13th round (392nd) of the 2016 draft... **2016-** Mahoning Valley (6/24-9/5)... **2017-** Lake County (5/22-7/4), Lynchburg (7/5-9/4), **on the DL (8/12-8/23, injury)**... **2018-** Lynchburg (4/5-9/3), **on the DL (5/1-5/12, strained back; 5/29-7/11, strained right triceps), rehab with AZL Indians (7/3-7/11)**... **2019-** Lynchburg (4/4-9/2), **on the DL (4/25-5/9, strained neck)**... **2021-** Columbus (5/4-10/3).

Single Game Career Highs			
Stat	#	Times	Last Time
R	3	3	8/6/19
H	4	1	8/29/17
2B	2	4	5/25/21
HR	2	1	6/12/19
RBI	5	1	8/29/17
Hit Streak	9	3	8/20-8/28/19
OB Streak	12	4	8/27/18-4/12/19

**Highlights:** **2019-** went 2x3 (HR) with 4RBI on 4/10 vs. Salem, hit .315/.361/.461 with 5HR and 36RBI over 49G (6/11-8/14), had 4RBI on 6/11 at Wilmington, hit 2HR (3RBI) on 6/12 at Wilmington... **2018-** homered and had 4RBI on 9/1 at Salem, hit .368/.400/.632 with a HR and 2RBI in 5G of the Carolina League Playoffs... **2017-** homered and had 4RBI on 7/9 vs. Salem, collected 4RBI games on 7/18 vs. Winston-Salem and 8/11 at Winston-Salem, went 4x5 (two doubles, HR) with 5RBI on 8/29 vs. Potomac... **2016-** had a 12G on base streak from 8/21-9/4 (.389OBP).

**Postseason:** Lynchburg ('17-18), Mesa (AFL, '19).

**Personal:** Attended Mississippi State University from 2014-16... missed time as a sophomore with a broken left hamate bone.

## CAREER STATISTICS

Year	Club	Class	G	AVG	AB	R	H	2B	3B	HR	RBI	BB	K	SB	CS	OBP	SLG	HBPSAC	SF	
16	Mahoning	SS	48	.260	173	19	45	8	1	0	19	22	28	0	0	.348	.318	2	0	1
17	Lake County	A	40	.270	141	23	38	5	1	8	19	14	30	0	0	.340	.489	2	0	2
	Lynchburg	A+	40	.275	142	18	39	16	0	4	35	13	45	1	1	.340	.472	3	0	4
18	AZL Indians	R	5	.176	17	0	3	1	0	0	0	3	0	0	0	.176	.235	0	0	0
	Lynchburg	A+	62	.232	228	28	53	20	1	5	36	14	46	1	2	.293	.395	6	3	1
19	Lynchburg	A+	100	.262	347	39	91	21	2	7	61	30	52	1	2	.325	.395	5	1	6
20	DNP																			
21	Columbus	AAA	50	.182	148	16	27	3	0	5	22	19	44	1	1	.299	.304	6	0	1
Minor League Totals			345	.247	1196	143	296	74	5	29	192	112	248	4	6	.321	.390	24	4	15
Major League Totals			-	0	0	0	0	0	0	0	0	0	0	0	0	-	-	0	0	0



# KEVIN COULTER

# RHP

**BATS:** R**THROWS:** R**HT:** 6-5**WGT:** 227**BIRTHDATE:** 8/12/96 (25); Charlotte, NC**RESIDES:** Suwanee, GA**ACQUIRED:** Selected in the 33rd round (1,000th overall) of the 2019 draft

## Last Season

Spent the season with Lake County... won each of first 2G, 5/7 at Lansing (3.0IP, 3H, 1R, 1ER, 1BB, 0K) and 5/13 vs. Fort Wayne (4.0IP, 0H, 0R, 0ER, 1BB, 5K)... had a 17.00ERA (9.0IP, 25H, 17R, 17ER, 5BB, 8K) over next 5G (5/18-6/5), including disastrous first career start on 6/5 vs. Dayton (L, 1.2IP, 10H, 7R, 7ER, 0BB, 1K)... joined the rotation on 6/27... won a scoreless start on 7/3 vs. South Bend (5.0IP, 3H, 3K)... aside from poor outing on 8/24 vs. Great Lakes (L, 1.1IP, 5ER), went 5-0 with a 2.38ERA (34.0IP, 27H, 11R, 9ER, 10BB, 31K) over other 7GS to end the season (7/27-9/14)... hot ending included first career QS on 9/14 vs. Beloit (W, 6.0IP, 8H, 2R, 2ER, 1BB, 7K).

## Career Notes

**Transactions:** Selected by Cleveland in the 33rd round (1,000th) of the 2019 draft... **2019-** AZL Indians (6/17-8/26)... **2021-** Lake County (5/4-9/19).

**Recognition:** None.

**Highlights:** **2019-** had a 0.49ERA (18.1IP, 13H, 4R, 1ER, 7BB, 21K) over 10G from 7/5-8/5, did not allow a run over final 3G of the season (9.2IP, 4H, 2BB, 15K).

**Postseason:** None.

**Personal:** Attended Mercer University.

## CAREER STATISTICS

Year	Club	Class	W-L	ERA	G	GS	CG	SHO	SV	SVO	IP	H	R	ER	HR	HB	BB	K	AVG
19	AZL Indians	R	2-2	2.23	18	0	0	0	0	1	36.1	29	12	9	2	0	14	47	.216
20	DNP																		
21	Lake County	A+	9-4	5.10	23	13	0	0	0	0	77.2	86	47	44	9	3	26	73	.281
Minor League Totals			11-6	4.18	41	13	0	0	0	1	114.0	115	59	53	11	3	40	120	.261
Major League Totals			0-0	-	0	0	0	0	0	0	0.0	0	0	0	0	0	0	0	-



# BRETT DANIELS

RHP

**BATS:** R

**THROWS:** R

**HT:** 6-0

**WGT:** 194

**BIRTHDATE:** 2/25/96 (26); Fuquay-Varina, NC

**RESIDES:** Wilmington, NC

**ACQUIRED:** Selected from Houston in the minor league phase of the Rule 5 Draft on 12/8/21

## Last Season

Spent the season with Corpus Christi... got off to a good start, posting a 2.45ERA (14.2IP, 13H, 5R, 4ER, 5BB, 22K) through 3G... took back to back losses on 5/27 vs. Amarillo (1.2IP, 7ER) and 6/2 at Midland (1.1IP, 7ER)... failed to get out of the 2nd in a loss at Amarillo on 6/13 (1.1IP, 5ER)... did not allow more than 4ER in any of next 8G, but did not record more than 5.1IP in any... finally notched a QS in win at San Antonio on 8/8 (6.0IP, 2H, 1R, 1ER, 3BB, 4K)... gave up 20ER in 25.1IP over next 6G (8/14-9/16) to end the season.

## Career Notes

**Transactions:** Selected by Houston in the 17th round (522nd) of the 2018 draft... 2018- Tri City (7/4-9/3)... **2019-** Quad Cities (4/4-4/13, 4/24-9/3), Corpus Christi (4/14-4/23)... **2021-** Corpus Christi (5/4-9/19)... selected by Cleveland from Houston in the minor league phase of the Rule 5 Draft on 12/8/21.

**Recognition:** Midseason All-Star (2019- Midwest).

**Highlights:** **2019-** had a 0.89ERA (30.1IP, 22H, 3R, 3ER, 11BB, 31K) over 6G from 5/5-6/8, notched first career save on 6/1 at Burlington (3.0IP), had a 0.86ERA (31.1IP, 23H, 5R, 3ER, 14BB, 27K) over 6G from 6/30-7/30, ended season with 11K in 6.0IP (1H; took no-hitter into 6th), recorded 10K in 6.1IP of the Midwest League Playoffs on 9/5 vs. Cedar Rapids... **2018-** ended the season with a 0.92ERA (19.2IP, 11H, 4R, 2ER, 6BB, 22K) over last 6G (8/5-8/31), picked up a win on 9/6 at Mahoning Valley in the Midwest League Playoffs (5.0IP, 6H, 3R, 2ER, 0BB, 4K).

**Postseason:** Quad Cities ('19), Tri City ('18).

**Personal:** Attended the University of North Carolina.

## CAREER STATISTICS

Year	Club	Class	W-L	ERA	G	GS	CG	SHO	SV	SVO	IP	H	R	ER	HR	HB	BB	K	AVG
18	Tri City	SS	3-0	1.62	11	2	0	0	0	0	33.1	21	11	6	5	1	7	36	.175
19	Quad Cities	A	7-6	2.10	21	15	0	0	2	2	102.2	76	27	24	5	5	44	105	.208
	Corpus Christi	AA	1-0	6.75	3	0	0	0	0	0	8.0	8	6	6	2	1	6	10	.267
20	DNP																		
21	Corpus Christi	AA	5-8	6.58	22	18	0	0	0	1	90.1	96	71	66	12	4	48	112	.273
	Minor League Totals		16-14	3.92	57	35	0	0	2	3	234.1	201	115	102	24	11	105	263	.232
	Major League Totals		0-0	-	0	0	0	0	0	0	0.0	0	0	0	0	0	0	0	-



# ENYEL DE LOS SANTOS RHP

**BATS:** R

**THROWS:** R

**HT:** 6-3

**WGT:** 240

**BIRTHDATE:** 12/25/95 (26); San Pedro, DR

**RESIDES:** San Pedro de Macoris, DR

**ACQUIRED:** Signed as a minor league free agent on 12/1/21

## Last Season

Started the year at Philadelphia's alternate site... recalled to Philadelphia on 5/4, the first of five stints with the Phillies... had two scoreless appearances sandwiched around a loss at Atlanta on 5/8 (0.0IP, 3ER)... optioned to Lehigh Valley on 5/16 and was scoreless in six of seven before 1G recall (6/12-6/13)... had 2G with Lehigh Valley (2.2IP, 0R) before 17G with Philadelphia (6/25-8/23; optioned 7/31-8/1, but did not pitch)... struggled in 8G at start of stretch (10.0IP, 9ER; 6/25-7/24), but pitched well in 9G (9.1IP, 1ER) before brief option of 8/24-8/26 (1G)... gave up 12ER in 13.0IP over 5G from 8/27-9/10... DFA'd on 9/12, claimed by Pittsburgh on 9/13 and spent the rest of the year there.

## Career Notes

**Transactions:** Signed by Seattle as a non-drafted free agent on 7/17/14... **2015-** AZL Mariners (6/20-7/20), Everett (7/21-9/6)... traded by Seattle with INF Nelson Ward to San Diego for RHP Joaquin Benoit on 11/12/15... **2016-** Fort Wayne (4/7-6/9), Lake Elsinore (6/10-9/5)... **2017-** San Antonio (4/6-9/4)... traded by San Diego to Philadelphia for INF Freddy Galvis on 12/15/17... **2018-** Lehigh Valley (4/5-7/9, 7/11-7/14, 7/20-8/6, 8/9-9/3), Philadelphia (7/10, 7/15-7/19, 8/7-8/8, 9/11-9/30)... **2019-** Lehigh Valley (4/4-4/23, 5/6-5/16, 5/27-6/22, 6/24-9/2), Philadelphia (4/24-5/5, 5/17-5/26, 6/23, 9/28-9/29)... **2020-** Philadelphia (8/3-8/5)... **2021-** Philadelphia (5/4-5/13, 6/12-6/13, 6/25-7/30, 8/2-8/23, 8/27-9/10), Lehigh Valley (5/14-6/11, 6/14-6/24, 7/31-8/1, 8/24-8/26, 9/11)... claimed by Pittsburgh off waivers from Philadelphia on 9/13/21... Pittsburgh (9/14-10/3)... signed by Cleveland as a minor league free agent on 12/1/21.

**Recognition:** Midseason All-Star (2018- International; 2018- All-Star Futures; 2016- Midwest)... Pitcher of the Week (2017- Texas, 4/10-4/16 & 8/7-8/13)... *Baseball America* (Philadelphia: 2021- 15th; 2020- 8th; 2019- 7th; San Diego: 2018- 18th; 2017- 16th; 2016- 15th).

**Highlights:** **2019-** 10K on 4/6 at Rochester (5.0IP)... **2018-** 3GS with OER from 4/29-5/9 (18.2IP, 10H, 8BB, 17K), CG SHO vs. Buffalo on 6/12 (7.0IP, 4H, 3BB, 7K), Major League debut at New York (NL) on 7/10 (6.1IP, 5H, 3R, 3ER, 3BB, 6K)... **2017-** perfect bid on 4/14 vs. Northwest Arkansas (6.0IP, 7K; lost by bullpen with one out in 9th), 7.0IP and OER on 7/24 at Corpus Christi and 8/4 at Midland.

**Postseason:** Lehigh Valley ('18), San Antonio ('17), Licey (DWL, '20-21).

		CAREER STATISTICS																	
Year	Club	Class	W-L	ERA	G	GS	CG	SHO	SV	SVO	IP	H	R	ER	HR	HB	BB	K	AVG
15	AZL Mariners	R	3-0	2.55	5	5	0	0	0	0	24.2	24	8	7	1	1	5	29	.250
	Everett	SS	3-0	4.06	8	8	0	0	0	0	37.2	37	19	17	2	6	13	42	.270
16	Fort Wayne	A	3-2	2.91	11	7	0	0	0	0	52.2	38	20	17	2	3	14	45	.199
	Lake Elsinore	A+	5-3	4.35	15	15	0	0	0	0	68.1	70	35	33	11	5	24	52	.267
17	San Antonio	AA	10-6	3.78	26	24	0	0	0	0	150.0	131	69	63	12	8	48	138	.237
18	Lehigh Valley	AAA	10-5	2.63	22	22	1	1	0	0	126.2	104	41	37	12	8	43	110	.226
	Philadelphia	MLB	1-0	4.74	7	2	0	0	0	0	19.0	19	10	10	2	1	8	15	.271
19	Lehigh Valley	AAA	5-7	4.40	19	19	0	0	0	0	94.0	81	52	46	16	4	35	83	.232
	Philadelphia	MLB	0-1	7.36	5	1	0	0	0	0	11.0	13	9	9	4	0	5	9	.317
20	DNP																		
21	Lehigh Valley	AAA	0-1	2.70	10	0	0	0	0	0	13.1	3	4	4	1	1	5	24	.073
	Philadelphia	MLB	1-1	6.75	26	0	0	0	0	2	28.0	34	28	21	7	3	14	42	.288
	Pittsburgh	MLB	1-0	4.91	7	0	0	0	0	0	7.1	9	4	4	1	1	4	6	.300
Minor League Totals			39-24	3.55	116	100	1	1	0	0	567.1	488	248	224	57	36	187	523	.233
Major League Totals			3-2	6.06	45	3	0	0	0	2	65.1	75	51	44	14	5	31	72	.290





# ZACH DRAPER

# LHP

**BATS:** L**THROWS:** L**HT:** 6-4**WGT:** 230**BIRTHDATE:** 10/18/94 (27); Sandy, UT**RESIDES:** West Jordan, UT**ACQUIRED:** Selected in the 30th round (912th overall) of the 2017 draft

## Last Season

Did not start the season until 5/23 with Columbus, making Triple-A debut at Toledo (0.2IP, 1K)... after 4G with Columbus, was transferred to Akron on 6/11... made three straight starts with Akron, from 6/23-7/6 (13.2IP), then went back to the bullpen for a pair from 7/14-7/16 (3.1IP)... transferred to Lake County for the rest of the season on 7/21... had 3GS after transfer, including a QS vs. Lansing on 8/3 (6.0IP, 5H, 2R, 2ER, 2BB, 4K)... sent to the bullpen for next 8G (8/8-9/12), varying from 0.2IP to 5.1IP... had three straight scoreless appearances from 8/8-8/18 (9.2IP, 7H, 2BB, 8K), then gave up 9ER in 4.1IP vs. Great Lakes on 8/24... picked up first two saves of career in back to back scoreless appearances on 9/7 vs. Dayton (4.0IP) and 9/12 vs. Dayton (2.0IP)... finished the season with a start vs. Beloit on 9/16 (5.2IP, 5H, 3R, 3ER, 0BB, 4K).

## Career Notes

**Transactions:** Selected by Cleveland in the 30th round (912th) of the 2017 draft... **2017-** AZL Indians (6/14-8/4, 8/7-8/10), Lake County (8/5-8/6), Mahoning Valley (8/11-9/7)... **2018-** Lake County (5/30-6/4, 6/9-6/15), Mahoning Valley (6/16-9/3)... **2019-** Lake County (4/4-5/30, 6/1-6/9, 6/20, 6/25-9/2), Lynchburg (5/31, 6/10-6/19), Akron (6/21-6/24)... **2021-** Columbus (5/23-6/10), Akron (6/11-7/20), Lake County (7/21-9/19).

**Recognition:** Pitcher of the Week (2018- Midwest, 5/28-6/3).

**Highlights:** **2019-** had a 0.55ERA (33.0IP, 29H, 3R, 2ER, 11BB, 31K) through first 10G (4/5-5/14), was perfect in 4.0IP (4K) vs. Great Lakes on 9/2... **2018-** opened season with scoreless outing at Lansing on 5/30 (6.0IP, 1H, 1BB, 5K), went 3-0 with a 0.86ERA (21.0IP, 16H, 2R, 2ER, 4BB, 22K) over 4GS from 7/24-8/9, hot streak included CG SHO on 7/24 vs. Brooklyn (5.0IP, 2H, 2BB, 5K)... **2017-** did not surrender a HR in first pro season (125BF).

**Postseason:** Mahoning Valley ('18).

**Personal:** Attended the College of Idaho.

## CAREER STATISTICS

Year	Club	Class	W-L	ERA	G	GS	CG	SHO	SV	SVO	IP	H	R	ER	HR	HB	BB	K	AVG
17	AZL Indians	R	0-1	4.73	10	0	0	0	0	0	13.1	17	11	7	0	0	9	13	.340
	Lake County	A	0-0	5.40	1	0	0	0	0	0	1.2	4	1	1	0	0	0	3	.444
	Mahoning	SS	2-0	2.13	6	1	0	0	0	0	12.2	11	3	3	0	1	2	12	.224
18	Lake County	A	0-1	3.38	3	2	0	0	0	0	13.1	12	5	5	1	0	3	9	.250
	Mahoning	SS	7-4	3.04	14	13	1	1	0	0	68.0	69	30	23	4	2	14	65	.261
19	Lake County	A	9-4	3.12	26	12	0	0	0	0	101.0	106	42	35	8	6	36	89	.270
	Lynchburg	A+	0-1	9.53	3	1	0	0	0	0	5.2	16	9	6	1	0	5	3	.485
	Akron	AA	0-1	1.59	1	1	0	0	0	0	5.2	8	1	1	0	0	3	5	.348
20	DNP																		
21	Columbus	AAA	0-0	8.31	4	0	0	0	0	0	4.1	6	4	4	1	0	4	4	.316
	Akron	AA	0-2	6.43	7	3	0	0	0	1	21.0	25	18	15	5	0	7	18	.287
	Lake County	A+	2-2	4.47	12	4	0	0	0	2	44.1	45	24	22	10	3	11	34	.265
Minor League Totals			20-16	3.77	87	37	1	1	2	3	291.0	319	148	122	30	12	94	255	.279
Major League Totals			0-0	-	0	0	0	0	0	0	0.0	0	0	0	0	0	0	0	-



# JONATHAN ENGELMANN OF

**BATS:** R      **THROWS:** R  
**HT:** 6-4      **WGT:** 211  
**BIRTHDATE:** 9/18/96 (25); Lancaster, PA  
**RESIDES:** San Mateo, CA  
**ACQUIRED:** Selected in the 31st round  
(943rd overall) of the 2018 draft



### Last Season

Began the season with Lake County... through first 6G (5/6-5/12), went 1x16 with an RBI... hit only .216 (11x51) over next 16G (5/13-6/5), but had a .344OBP (10BB, 1HBP)... sent to Akron for the rest of the season on 6/8... struggled to a line of .180/.281/.340 through first 15G (6/9-7/13), then went 3x5 with a pair of doubles and 3RBI on 7/14 at Harrisburg... hit 3HR (all solo) over 4G from 7/24-7/29... went 0x17 over 5G from 7/30-8/5, then had 9G hit streak from 8/6-8/20 (.412, 14x34)... was 2x19 (double, triple; both on 9/18 vs. Somerset) over final 6G of the regular season... went 1x12 with a HR and 2RBI in the Eastern League Championship Series.

### Career Notes

**Transactions:** Selected by Cleveland in the 31st round (943rd) of the 2018 draft... **2018-** AZL Indians (6/18-8/29), Mahoning Valley (8/31-9/3)... **2019-** Mahoning Valley (6/14-6/19), Lake County (6/20-9/2), on the DL (7/11-7/21, injury)... **2021-** Lake County (5/4-6/7), Akron (6/8-9/19).

**Recognition:** None.

Single Game Career Highs			
Stat	#	Times	Last Time
R	4	1	8/27/18
H	4	1	8/27/18
2B	2	2	7/14/21
RBI	4	2	8/27/18
SB	2	3	7/28/19
Hit Streak	19	1	8/17/18-6/26/19
OB Streak	25	1	8/12/18-6/29/19

**Highlights:** **2019-** hit safely in first 9G to extend hitting streak to 19G from 8/17/18-6/26/19 (.397, 27x68, 5HR, 16RBI)... **2018-** first career HR was a grand slam on 6/27 at AZL Cubs, went 4x6 (double, HR) with 4RBI on 8/27 at AZL Angels, was 3x5 with a double and an RBI on 8/29 at AZL Dodgers in the AZL Playoffs.

**Postseason:** Akron ('21), Lake County ('19), Mahoning Valley ('18), AZL Indians ('18).

**Personal:** Attended the University of Michigan.

CAREER STATISTICS																				
Year	Club	Class	G	AVG	AB	R	H	2B	3B	HR	RBI	BB	K	SB	CS	OBP	SLG	HBPSAC	SF	
18	AZL Indians	R	35	.315	108	23	34	6	2	4	24	11	25	8	3	.408	.519	6	0	0
	Mahoning	SS	3	.400	10	2	4	0	1	1	3	1	4	0	0	.455	.900	0	0	0
19	Mahoning	SS	4	.250	16	3	4	2	0	1	2	1	3	0	0	.294	.563	0	0	0
	Lake County	A	49	.259	174	19	45	8	0	3	21	15	36	10	2	.335	.356	6	0	2
20	DNP																			
21	Lake County	A+	22	.179	67	9	12	5	0	0	7	12	20	3	0	.305	.254	1	0	2
	Akron	AA	58	.222	198	30	44	9	1	7	23	22	66	1	2	.311	.384	4	0	1
Minor League Totals			242	.250	573	86	143	30	4	16	80	62	154	22	7	.338	.400	17	0	5
Major League Totals			-	0	0	0	0	0	0	0	0	0	0	0	0	-	-	0	0	0

JOSE FERMININF

BATS: RTHROWS: R

HT: 6-0WGT: 198

BIRTHDATE: 3/29/99 (23); Puerto Plata, DR

RESIDES: Puerto Plata, DR

ACQUIRED: Signed as a non-drafted free agent on 7/2/15



Last Season

Played most of the season with Akron... hit .306 (22x72) through first 22G, but had just 4XBH (OHR)... batted .317 (13x41) over 12G from 6/19-7/2, before getting DL'd with a strained left hamstring on 7/4 (activated on 7/17)... doubled twice and had 2RBI on 7/20 vs. Richmond... snapped homerless streak at 208AB (dating to 8/26/19) with 2-run shot at Reading on 8/10 (hit 7HR in 117AB from 8/10 on, including HR in next game, 8/12 at Reading)... doubled twice and had 2RBI on 8/19 vs. Harrisburg... transferred to Columbus on 8/31... went 3x4 with a double in Triple-A debut on 9/2 vs. St. Paul... sent back to Akron for remainder of season on 9/7... went 4x4 with a double, 2HR and 6RBI on 9/14 vs. Somerset... went 6x11 with 2RBI in 3G of the Eastern League Playoffs.

Career Notes

Transactions: Signed by Cleveland as a non-drafted free agent on 7/2/15... 2017- AZL Indians (6/24-9/2)... 2018- Mahoning Valley (6/16-9/3)... 2019- Lake County (4/4-9/2), on the DL (4/25-5/17, injury)... 2021- Akron (5/4-8/30, 9/7-9/19), on the DL (7/4-7/16, strained left hamstring), Columbus (8/31-9/6).

Recognition: Batter of the Week (2019- Midwest, 8/27-9/2)... Baseball America (Cleveland: 2019- Best Defensive Infielder; 2017- 29th).

Highlights: 2019- had 11G hit streak from 6/15-7/1 (.465, 20x43), had 13G hit streak from 7/31-8/14 (.400, 20x50, 0XBH)... 2018- tripled twice on 8/27 at Williamsport, ended season with 10G hit streak that extended into first 4G of 2019 (.434, 23x53)... 2017- doubled twice (2RBI) on 9/1 at AZL Rangers.

Postseason: Akron ('21), Lake County ('19), Mahoning Valley ('18), Cibao (DWL, '21).

Single Game Career Highs			
Stat	#	Times	Last Time
R	3	8	8/26/19
H	4	1	9/14/21
2B	2	4	9/14/21
3B	2	1	8/27/18
RBI	6	1	9/14/21
SB	2	7	8/28/19
Hit Streak	14	1	8/24/18-4/9/19
OB Streak	28	1	8/19/18-4/18/19

CAREER STATISTICS																				
Year	Club	Class	G	AVG	AB	R	H	2B	3B	HR	RBI	BB	K	SB	CS	OBP	SLG	HBPS	AC	SF
16	DSL Indians	R	16	.224	58	5	13	4	2	0	8	7	11	2	2	.303	.362	0	0	1
17	AZL Indians	R	45	.229	166	24	38	11	1	1	14	5	19	5	2	.278	.325	7	2	2
18	Mahoning	SS	71	.279	251	47	70	12	4	2	26	39	26	17	4	.391	.382	9	5	3
19	Lake County	A	105	.293	393	75	115	12	2	6	41	42	40	28	9	.374	.379	11	6	3
20	DNP																			
21	Akron	AA	84	.258	295	40	76	15	2	6	39	23	38	4	4	.329	.383	10	4	3
	Columbus	AAA	4	.364	11	4	4	1	0	1	2	1	4	0	0	.417	.727	0	0	0
Minor League Totals			325	.269	1174	195	316	55	11	16	130	117	138	56	21	.351	.376	37	17	12
Major League Totals			-	0	0	0	0	0	0	0	0	0	0	0	0	-	-	0	0	0

# IKE FREEMAN

# INF

**BATS:** R**THROWS:** R**Ht:** 5-11**Wgt:** 199**BIRTHDATE:** 6/17/98 (23); Charlotte, NC**RESIDES:** Rockwell, NC**ACQUIRED:** Selected in the 14th round (430th overall) of the 2019 draft

## Last Season

Started the season in extended spring training... sent to Lynchburg on 6/22... hit first career HR (solo) on 6/30 vs. Delmarva... transferred to Akron for the rest of the year on 7/4... went 3x5 with an RBI on 7/14 at Harrisburg... went hitless over 10G (22AB) from 7/23-8/17... put together 7G hit streak from 9/2-9/9 (.478, 11x23), culminating with 3x5 (double) on 9/9 at Richmond... after hit streak, went 1x18 to finish the season... appeared in 1G of the Eastern League Championship Series (1x3 with a double).

## Career Notes

**Transactions:** Selected by Cleveland in the 14th round (430th) of the 2019 draft... **2019-** AZL Indians (6/20-7/25), Lake County (7/26-9/2), **on the DL (8/10-9/2, bruised right shoulder)...** **2021-** Lynchburg (6/22-7/3), Akron (7/4-9/19).

**Recognition:** None.

**Highlights:** **2019-** went 3x4 with 3RBI at AZL Cubs on 6/27, had 2RBI in consecutive games on 7/2 at AZL White Sox and 7/3 at AZL Brewers.

**Postseason:** Akron ('21).

**Personal:** Attended the University of North Carolina and was named Third Team All-ACC in 2018.

## Single Game Career Highs

Stat	#	Times	Last Time
R	3	1	9/9/21
H	3	4	9/9/21
RBI	3	1	6/27/19
Hit Streak	7	1	9/9/21
OB Streak	9	1	9/9/21

## CAREER STATISTICS

Year	Club	Class	G	AVG	AB	R	H	2B	3B	HR	RBI	BB	K	SB	CS	OBP	SLG	HBPS	SAC	SF
19	AZL Indians	R	21	.217	69	7	15	3	0	0	9	3	18	1	1	.280	.261	3	0	0
	Lake County	A	12	.103	39	4	4	0	0	0	4	4	13	0	1	.200	.103	1	0	1
20	DNP																			
21	Lynchburg	A	11	.270	37	5	10	1	0	1	5	5	13	1	0	.372	.378	1	0	0
	Akron	AA	41	.189	122	19	23	4	0	1	10	13	43	0	1	.277	.246	2	3	0
	Minor League Totals		85	.195	267	35	52	8	0	2	28	25	87	2	3	.280	.247	7	3	1
	Major League Totals		-	0	0	0	0	0	0	0	0	0	0	0	0	-	-	0	0	0

# TYLER FREEMAN INF

**BATS:** R

**THROWS:** R

**HT:** 6-0

**WGT:** 190

**BIRTHDATE:** 5/21/99 (22); Rancho Cucamonga, CA

**RESIDES:** Rancho Cucamonga, CA

**ACQUIRED:** Selected in the supplemental 2nd round (71st overall) of the 2017 draft



## Last Season

Played for Akron... hit safely in 19 of first 21G (5/4-6/1) and reached in all 21, batting .372/.432/.500... hot start included 5x6, double and 3RBI on 5/15 at Erie... slumped to .178/.229/.244 over next 11G (45AB) from 6/4-6/17... broke out of slump on 6/19 at Bowie, going 4x7 with a double, HR and 3RBI and kicking off 4G streak with a double... did not play from 6/24-7/2, finally getting **placed on the DL with a sore left shoulder on 7/3**... activated on 7/18, appearing in 5G (5x17) before going back **on the DL for the remainder of the season on 7/30 with a torn left labrum** (had surgery on 8/9)... added to the 40-man on 11/19.

## Career Notes

**Transactions:** Selected by Cleveland in the supplemental 2nd round (71st) of the 2017 draft... **2017-** AZL Indians (6/30-9/2)...

**2018-** Mahoning Valley (6/16-9/3)... **2019-** Lake County (4/4-6/19), Lynchburg (6/20-9/2)... **2021-** Akron (5/4-9/19), **on the DL (7/3-7/17, strained left shoulder; 7/30-9/19, torn left labrum).**

**Recognition:** Midseason All-Star (2019- Midwest; 2018- New York-Penn)... *Baseball America* (Cleveland: 2022- 1st, Best Hitter for Average; 2021- 3rd, Best Hitter for Average; 2020- 2nd, Best Hitter for Average; 2019- 3rd, Best Hitter for Average; 2018- 16th).

**Highlights:** **2019-** recorded 2SB on 4/13 at Dayton, had 10G hit streak from 5/10-5/20 (.415, 17x41), hit .362 (55x152) over 37G from 6/26-8/10, went 4x6 (double) with 3RBI on 8/10 at Potomac... **2018-** had 13G hit streak from 6/17-7/2 (.491, 27x55), had 21G hit streak from 7/17-8/9 (.419, 36x86), went 4x5 (double, triple) with 4RBI on 8/1 vs. Williamsport, had trio of doubles on 8/18 vs. State College... **2017-** hit .355 (22x62) through first 18G of pro career.

**Postseason:** Mahoning Valley ('18).

**Personal:** Committed to TCU prior to getting drafted by Cleveland... younger brother, Cody, was drafted by Texas in the 4th round of the 2019 draft.

Single Game Career Highs			
Stat	#	Times	Last Time
R	4	3	6/19/21
H	5	1	5/15/21
2B	3	1	8/18/18
RBI	4	1	8/1/18
SB	2	1	4/13/19
Hit Streak	21	1	7/17-8/9/18
OB Streak	35	1	7/5-8/15/18

## CAREER STATISTICS

Year	Club	Class	G	AVG	AB	R	H	2B	3B	HR	RBI	BB	K	SB	CS	OBP	SLG	HBPSAC	SF
17	AZL Indians	R	36	.297	128	19	38	9	0	2	14	7	12	5	1	.364	.414	7	1
18	Mahoning	SS	72	.352	270	49	95	29	4	2	38	8	22	14	3	.405	.511	19	0
19	Lake County	A	61	.292	236	51	69	16	3	3	24	18	28	11	4	.382	.424	17	0
	Lynchburg	A+	62	.319	257	38	82	16	2	0	20	8	25	8	1	.354	.397	7	1
20	DNP																		
21	Akron	AA	41	.323	164	26	53	14	2	2	19	8	21	4	2	.372	.470	6	0
	Minor League Totals		272	.319	1055	183	337	84	11	9	115	49	108	42	11	.378	.445	56	2
	Major League Totals		-	0	0	0	0	0	0	0	0	0	0	0	0	-	-	0	0

# DAVID FRY

# INF

**BATS:** R

**THROWS:** R

**HT:** 6-2

**WGT:** 215

**BIRTHDATE:** 11/20/95 (26); Colleyville, TX

**RESIDES:** Grapevine, TX

**ACQUIRED:** Traded by Milwaukee for RHP

Jean Carlos Mejia on 3/13/22



## Last Season

Started the season with Biloxi... hit .196 (19x97) through first 29G (5/5-6/26), but had 10XBH (5HR) for a .412SLG... also had 19RBI through first 29G, including a grand slam on 5/21 at Tennessee... batted .324 (35x108) over next 30G (6/29-8/6), but had fewer HR (3) and RBI (17)... hot stretch included 3XBH and 3RBI on 7/16 at Montgomery (single short of cycle)... homered in back to back games vs. Pensacola on 8/8 (solo) and 8/10 at Mississippi (solo)... transferred to Nashville for the last month of the season on 9/2... went 1x6 in first 4G, then hit .304 (14x46) over the last 15G of the year.

## Career Notes

**Transactions:** Selected by Milwaukee in the 7th round (215th) of the 2018 draft... **2018-** Helena (6/15-9/1), Wisconsin (9/2-9/3)... **2019-** Wisconsin (4/4-9/2)... **2021-** Biloxi (5/4-8/31), Nashville (9/1-10/3)... **2022-** traded by Milwaukee to Cleveland on 3/13/22 (PTBNL for RHP Jean Carlos Mejia on 11/22/21).

**Recognition:** Postseason All-Star (2019- Midwest; 2018- Pioneer)... Midseason All-Star (2019- Arizona Fall; 2019- Midwest; 2018- Pioneer).

Single Game Career Highs			
Stat	#	Times	Last Time
R	3	3	7/16/21
H	3	11	8/4/21
2B	2	3	7/30/21
HR	2	2	7/26/19
RBI	4	2	5/21/21
Hit Streak	18	1	5/9-5/27/19
OB Streak	22	1	8/6-8/27/19

**Highlights:** **2019-** had 18G hit streak from 5/9-5/27 (.386, 27x70, 3HR, 14RBI), homered twice (3RBI) on 7/26 at Cedar Rapids... **2018-** hit 2HR (4RBI) on 7/10 at Idaho Falls, had 16G hit streak from 7/26-8/13 (.400, 26x65, 3HR, 15RBI), hit RBI double in the Pioneer League All-Star Game on 8/7, had 6G RBI streak from 8/26-9/1 (11RBI).

**Postseason:** Biloxi ('19), Glendale (AFL, '19).

**Personal:** Attended Northwestern State University (Natchitoches, LA), leaving school as all-time leader in doubles (74) and tied for school record in career homers (31).

## CAREER STATISTICS

Year	Club	Class	G	AVG	AB	R	H	2B	3B	HR	RBI	BB	K	SB	CS	OBP	SLG	HBPSAC	SF	
18	Helena	R	61	.315	222	44	70	15	2	12	57	29	42	2	1	.406	.563	7	0	3
	Wisconsin	A	2	.222	9	0	2	0	0	0	0	0	3	0	0	.222	.222	0	0	0
19	Wisconsin	A	134	.258	504	66	130	41	1	17	70	50	111	7	4	.329	.444	6	2	6
20	DNP																			
21	Biloxi	AA	75	.248	262	39	65	15	2	11	41	31	71	1	1	.341	.447	6	0	0
	Nashville	AAA	19	.288	52	8	15	4	1	1	5	7	17	0	0	.383	.462	1	0	0
Minor League Totals			291	.269	1049	157	282	75	6	41	173	117	244	10	6	.351	.469	20	2	9
Major League Totals			-	0	0	0	0	0	0	0	0	0	0	0	0	-	-	0	0	0





# JUSTIN GARZA

# RHP

**BATS:** R**THROWS:** R**HT:** 5-11**WGT:** 163**BIRTHDATE:** 3/20/94 (28); Glendora, CA**RESIDES:** Ontario, CA**ACQUIRED:** Selected in the 8th round (244th overall) of the 2015 draft

## Last Season

Began the season with Akron, appearing in one game (first ever above Advanced-A) before getting transferred to Columbus on 5/7... allowed 1ER (a solo HR vs. Nashville on 5/29) through first 12G in Triple-A (20.1IP, 6H, 10BB, 28K) and had contract purchased by Cleveland on 6/24... made Major League debut on 6/27 at Minnesota (2.2IP, 1H, 1R, 1ER, 0BB, 3K)... did not appear in any games from 7/6-7/19, then had season high 3.1IP at Houston on 7/20 (3.1IP, 4H, 1R, 1ER, 0BB, 1K)... optioned to Columbus on 7/21... pitched twice for Columbus, allowing runs in each game and was recalled to Cleveland for the remainder of the season on 7/31... roughed up vs. Oakland on 8/12, walking the bases loaded before allowing a grand slam (0.0IP, 4ER)... surrendered 1ER over 8G (8.0IP) from 8/18-9/11, then gave up 5ER over final 4G (4.0IP) to end the season.

## Career Notes

**Transactions:** Selected by Cleveland in the 8th round (244th) of the 2015 draft... **2016-** AZL Indians (7/30-8/29)... **2017-** Lake County (4/6-9/4), **on the DL (5/30-6/10, injury)**... **2018-** Lynchburg (4/5-9/3), **on the DL (5/4-5/21, strained right elbow; 7/12-8/21, strained left oblique), rehab with Mahoning Valley (8/16-8/21)**... **2019-** Lynchburg (4/4-9/2)... **2021-** Akron (5/4-5/6), Columbus (5/7-6/23, 7/21-7/30), Cleveland (6/24-7/20, 7/31-10/3).

**Recognition:** Pitcher of the Week (2018- Carolina, 4/9-4/15 & 4/16-4/22).

**Highlights:** **2019-** took no-hitter to the 6th at Myrtle Beach on 4/4 (lost by bullpen with no outs in the 6th), had career high 7.0IP vs. Carolina on 5/14 (3H, 0R, 0ER, 0BB, 5K)... **2018-** started season with 0.00ERA in 3GS (15.2IP, 4H, 1R, 4BB, 19K), took no-hitter into 6th at Potomac on 4/20 (5.2IP, 90 pitches; bullpen lost no-no with two out in the 6th), had a 2.04ERA (17.2IP, 4ER) over final 5GS (0BB, 18K)... **2017-** earned first career save on 4/20 at West Michigan (3.0IP, 2H, 1BB, 3K), had 15 relief appearances of at least 3.0IP (six of at least 4.0IP).

**Postseason:** Lynchburg ('18), Glendale (AFL, '18).

**Personal:** Attended Cal State Fullerton University... had reconstructive surgery on right elbow during junior season (2015).

## CAREER STATISTICS

Year Club	Class	W-L	ERA	G	GS	CG	SHO	SV	SVO	IP	H	R	ER	HR	HB	BB	K	AVG
16 AZL Indians	R	0-2	7.00	6	4	0	0	0	0	9.0	12	8	7	0	6	7	9	.324
17 Lake County	A	4-6	5.83	26	8	0	0	3	3	95.2	97	72	62	12	6	46	86	.265
18 Mahoning Valley	SS	0-0	0.00	2	2	0	0	0	0	7.0	2	0	0	0	0	0	7	.091
Lynchburg	A+	5-6	3.71	16	16	0	0	0	0	68.0	56	31	28	5	4	22	69	.227
19 Lynchburg	A+	6-9	4.99	29	20	0	0	1	2	119.0	126	74	66	13	10	56	109	.275
20 DNP																		
21 Akron	AA	0-0	0.00	1	0	0	0	0	0	1.0	0	0	0	0	0	2	1	.000
Columbus	AAA	1-1	1.59	14	0	0	0	1	1	22.2	8	5	4	2	0	13	31	.110
Cleveland	MLB	2-1	4.71	21	0	0	0	0	1	28.2	27	16	15	5	0	18	29	.250
Minor League Totals		16-24	4.66	94	50	0	0	5	6	322.1	301	190	167	32	26	146	312	.250
Major League Totals		2-1	4.71	21	0	0	0	0	1	28.2	27	16	15	5	0	18	29	.250



# IAN GIBAUT

# RHP

**BATS:** R**THROWS:** R**HT:** 6-3**WGT:** 250**BIRTHDATE:** 11/19/93 (28); Houston, TX**RESIDES:** Houston, TX**ACQUIRED:** Signed as a minor league free agent on 3/17/22

## Last Season

Started the year in St. Paul... got off to a rough start, posting a 15.95ERA (7.1IP, 12H, 13R, 13ER, 7BB, 9K) through 6G (5/5-5/23), including 8ER in 0.1IP vs. Iowa on 5/16... had a 3.14ERA (14.1IP, 5ER) in next 8G (5/28-6/22), recording 16K to 1BB (OBB to 58BF from 5/28-6/27)... allowed at least 1ER in five of six from 6/27-7/16 (10.IP, 11ER)... had decent 7G stretch from 7/21-8/24 (8.1IP, 3ER) that led to purchase on 8/27... made two scoreless appearances for Minnesota vs. Milwaukee on 8/29 (3.0IP) and vs. Chicago (NL) on 9/1 (2.0IP), then gave up a pair of HR at Tampa Bay on 9/4 and was optioned 9/6... finished the year with 5G in St. Pete, tossing a perfect inning in 4G.

## Career Notes

**Transactions:** Selected by Tampa Bay in the 11th round (328th) of the 2015 draft... **2015-** Princeton (6/23-9/1)... **2016-** Bowling Green (4/7-4/29), Charlotte (4/30-9/5)... **2017-** Charlotte (4/6-4/22), Montgomery (4/23-9/4)... **2018-** Durham (4/5-9/3)... **2019-** Durham (4/4-7/5, 7/13-7/27), on the DL (4/4-6/11, strained right lat), rehab with Charlotte (6/4-6/11), Tampa Bay (7/6-7/12)... traded by Tampa Bay to Texas for cash on 7/28/19... Nashville (7/28-8/15, 8/21-8/31), Texas (8/16-8/20, 9/1-9/29)... **2020-** Texas (7/24-8/25)... claimed by Minnesota off waivers from Texas on 10/30/20... **2021-** St. Paul (5/4-8/26, 9/6-10/3), Minnesota (8/27-9/5)... **2022-** signed by Cleveland as a minor league free agent on 3/17/22.

**Recognition:** Midseason All-Star (2018- International)... *Baseball America* (Tampa Bay: 2019- 18th; 2018- 30th).

**Highlights:** **2019-** had saves in each of 3G (6/13-6/19) after activation from the DL... **2018-** had a 0.76ERA (23.2IP, 12H, 3R, 2ER, 3BB, 31K) through first 18G (4/6-5/28), had 0ER over last 6G (11.0IP)... **2017-** had only one multi-run game over last 24G (27.2IP, 6ER)... **2016-** posted 1.14ERA (55.1IP, 7ER) outside of 2G from 8/21-8/24 (1.2IP, 9ER)... **2015-** started career with 0.00ERA (19.1IP) through 8G.

**Postseason:** Durham ('18), Montgomery ('17).

**Personal:** Attended Tulane University... pitched for Hyannis in the Cape Cod League in 2014.

CAREER STATISTICS																		
Year	Club	Class	W-L	ERA	G	GS	CG	SHO	SV	SVO	IP	H	R	ER	HR	BB	K	AVG
15	Princeton	R	3-1	2.12	12	0	0	0	1	2	29.2	23	8	7	2	1	8	.213
16	Bowling Green	A	1-0	0.93	7	0	0	0	1	1	9.2	6	2	1	0	0	1	.171
	Charlotte	A+	1-2	2.85	27	0	0	0	3	4	47.1	45	20	15	2	2	19	.253
17	Charlotte	A+	1-0	2.16	5	0	0	0	2	3	8.1	5	2	2	0	0	1	.174
	Montgomery	AA	6-1	2.22	43	0	0	0	10	15	52.2	33	21	13	6	5	26	.174
18	Durham	AAA	4-3	2.09	48	0	0	0	14	15	56.0	35	18	13	3	4	21	.181
19	Charlotte	A+	0-1	0.00	2	0	0	0	0	1	2.0	5	6	0	1	1	1	.417
	Durham	AAA	1-0	3.48	11	1	0	0	4	5	10.1	7	4	4	0	1	10	.189
	Tampa Bay	MLB	0-0	9.00	1	0	0	0	0	0	2.0	1	2	2	0	0	2	.167
	Nashville	AAA	0-1	7.94	6	0	0	0	0	1	5.2	8	5	5	0	0	4	.333
	Texas	MLB	1-1	5.11	9	0	0	0	0	0	12.1	11	7	7	1	1	8	.244
20	Texas	MLB	0-1	6.57	14	0	0	0	0	1	12.1	11	10	9	2	1	9	.229
21	St. Paul	AAA	1-4	6.80	32	1	0	0	0	2	45.0	54	34	34	5	2	21	.293
	Minnesota	MLB	0-0	2.70	3	0	0	0	0	0	6.2	7	2	2	2	1	2	.280
Minor League Totals			18-13	3.17	193	2	0	0	35	49	266.2	221	120	94	19	16	112	.223
Major League Totals			1-2	5.40	27	0	0	0	0	1	33.1	30	21	20	5	3	21	.242

# ANDRES GIMENEZ INF

**BATS:** L      **THROWS:** R  
**HT:** 6-0      **WGT:** 190  
**BIRTHDATE:** 9/4/98 (23); Barquisimeto, VZ  
**RESIDES:** Miami, FL  
**ACQUIRED:** Traded by New York (NL) with three others for INF Francisco Lindor and RHP Carlos Carrasco on 1/7/21



## 2020 Season

Made the opening day roster in Cleveland... put up a line of .243/.300/.486 with 2HR and 4RBI through first 13G (4/1-4/22) before a slump of .122/.159/.146 with 0HR and 1RBI in next 16G (4/23-5/16)... optioned to Columbus on 5/18... hit 1HR in 80AB through first 20G in Triple-A, then homered in six straight from 6/13-6/19 (6HR, 12RBI, 27AB)... homered on 6/22 vs. St. Paul, game after homer streak was snapped... had a 9G hit streak (.385, 15x39) from 7/27-8/6, earning recall on 8/7... hit .194 (14x72) with 0HR and 4RBI in first 26G after recall (8/8-9/15), but finished the year hitting .342 (13x38) with 3HR and 7RBI in last 13G (9/17-10/3).

## Career Notes

**Transactions:** Signed by New York (NL) as a non-drafted free agent on 7/2/15... **2016-** DSL Mets (6/4-8/27)... **2017-** Columbia (4/29-9/4), **on the DL (8/30-9/4, injury)**... **2018-** St. Lucie (4/5-7/22), Binghamton (7/23-9/3)... **2019-** Binghamton (4/4-9/2), **on the DL (6/3-6/14, injury)**... **2020-** New York (7/24-9/27), **on the DL (9/26-9/27, tight right oblique)**... **2021-** traded by New York (NL) with INF Amed Rosario, RHP Josh Wolf and OF Isaiah Greene to Cleveland for INF Francisco Lindor and RHP Carlos Carrasco on 1/7/21... Cleveland (4/1-5/17, 8/7-10/3), Columbus (5/18-8/6).

Single Game Career Highs			
Stat	#	Times	Last Time
R	3	5	8/9/20*
H	4	1	6/6/16
2B	2	8	7/29/21
HR	2	1	6/4/18
RBI	5	1	6/4/16
SB^	3	3	5/24/18
Hit Streak	10	1	5/15-5/26/18
OB Streak	55	1	7/5/16-5/24/17

\*- in MLB

^ -12 multi-SB games

**Recognition:** Postseason All-Star (2018- Florida State; 2016- Dominican Summer)... Midseason All-Star (2019- Arizona Fall; 2018- Arizona Fall, All-Star Futures)... *Baseball America* (New York-NL: 2021- 3rd, Best Defensive Infielder; 2020- 5th, Best Defensive Infielder; 2019- 1st, Best Hitter for Average, Best Infield Arm; 2018- 1st, Best Hitter for Average; 2017- 17th).

**Highlights:** **2020-** Major League debut on 7/24 vs. Atlanta (defensive replacement), 2x4 (triple) with an RBI on 7/29 vs. Boston, first MLB HR on 9/1 at Baltimore... **2019-** hit .358 (24x67) over the final 17G of the season... **2018-** had a 10G hit streak from 5/15-5/26 (.441, 15x34), homered twice (4RBI) on 6/4 at Tampa, batted .400 (22x55) over 14G before promotion to Binghamton, hit .338 (27x80) over 22G from 8/2-8/27... **2017-** reached base in first 17G to extend on base streak to 55G (started 7/5/16, .442OBP)... **2016-** had 5RBI (grand slam) in first pro game (6/4 at DSL Rays), went 4x6 with a triple in second pro game (6/6 vs. DSL Rays), reached base in 59 of 61 starts.

**Postseason:** Scottsdale (AFL, '18-19).

		CAREER STATISTICS																		
Year	Club	Class	G	AVG	AB	R	H	2B	3B	HR	RBI	BB	K	SB	CS	OBP	SLG	HBPSAC	SF	
16	DSL Mets	R	62	.350	214	52	75	20	4	3	38	46	22	13	8	.469	.523	8	0	7
17	Columbia	A	92	.265	347	50	92	9	4	4	31	28	61	14	8	.346	.349	16	6	2
18	St. Lucie	A+	85	.282	308	43	87	20	4	6	30	22	70	28	11	.348	.432	11	6	4
	Binghamton	AA	37	.277	137	19	38	9	1	0	16	9	22	10	3	.344	.358	5	2	0
19	Binghamton	AA	117	.250	432	54	108	22	5	9	37	24	102	28	16	.309	.387	14	6	3
20	New York (NL)	MLB	49	.263	118	22	31	3	2	3	12	7	28	8	1	.333	.398	6	0	1
21	Columbus	AAA	52	.287	209	30	60	13	1	10	31	12	55	8	4	.342	.502	6	5	1
	Cleveland	MLB	68	.218	188	23	41	10	0	5	16	11	54	11	0	.282	.351	7	1	3
Minor League Totals			445	.279	1647	248	460	93	19	32	183	141	332	101	50	.354	.417	60	25	17
Major League Totals			117	.235	306	45	72	13	2	8	28	18	82	19	1	.302	.369	13	1	4

# OSCAR GONZALEZ OF

**BATS:** R      **THROWS:** R  
**HT:** 6-4      **WGT:** 230  
**BIRTHDATE:** 1/10/98 (24); Sabana Grande, DR  
**RESIDES:** Sabana Grande, DR  
**ACQUIRED:** Signed as a non-drafted free agent on 7/2/14



## Last Season

Split the year with Akron and Columbus... hit walk-off, 3-run HR vs. Binghamton on 5/4... struggled to hit .239 (11x46) through first 13G (5/4-5/19), but had 4HR and 11RBI... put together three straight multi-hit games from 5/22-5/25 (9x14)... went 3x4 with a HR and 5RBI on 6/11 at Altoona... had a 17G hit streak (.397, 27x68, 4HR, 15RBI) from 6/12-7/2, including 4x6 (double, HR), 4RBI game on 6/19 at Bowie... transferred to Columbus on 7/6... led the Eastern League in SLG (.601) at time of promotion, 2nd in batting (.330), 3rd in HR (13; 8HR with men on base) and RBI (41; hit .352 with RISP)... hit .267/.298/.431 with 4HR and 14RBI through first 30G as a Clipper (7/9-8/11)... reached base in each of next 20G (8/13-9/4), hitting .366/.416/.744 with 9HR and 15RBI... hot streak included 14G hit streak (8/13-8/27), a 4-hit game on 8/26 at Memphis and homers in six of eight from 8/26-9/4... went cold over final 22G (9/5-10/2), batting .185/.211/.380 with 5HR and 13RBI, but did have 2HR, 4RBI game on 9/29 vs. Louisville.

## Career Notes

**Transactions:** Signed by Cleveland as a non-drafted free agent on 7/2/14... **2016-** AZL Indians (6/20-8/29), Mahoning Valley (9/1-9/5)... **2017-** Mahoning Valley (6/19-9/7)... **2018-** Lake County (4/5-9/3), on the DL (8/22-9/3, injury)... **2019-** Lynchburg (4/4-7/31), Akron (8/1-9/2)... **2021-** Akron (5/4-7/5), Columbus (7/6-10/3).

**Recognition:** Most Valuable Player (2016- Arizona)... Postseason All-Star (2019- Carolina, OF; 2016- Arizona, OF)... Midseason All-Star (2019- Carolina; 2017- New York-Penn)... *Baseball America* (Cleveland: 2020- 26th, Best Tool; 2019- 22nd; 2018- 20th; 2017- 27th).

**Highlights:** **2019-** 4-hit game vs. Salem on 4/10, HR (4RBI) on 4/16 vs. Potomac, 4RBI on 4/21 vs. Myrtle Beach, hit streaks of 11G (4/29-5/13), 14G (5/15-5/29) and 12G (7/3-7/18)... **2018-** hit streaks of 11G (5/29-6/10) and 10G (7/7-7/19), 4-hit game on 8/11 at South Bend... **2017-** 2HR and 5RBI on 6/23 vs. Auburn... **2016-** 5RBI on 6/21 at AZL Reds, 2HR (3RBI) on 7/5 vs. AZL Padres.

**Postseason:** Mahoning Valley ('17), AZL Indians ('16), Estrellas (DWL, '18-21).

## CAREER STATISTICS

Year	Club	Class	G	AVG	AB	R	H	2B	3B	HR	RBI	BB	K	SB	CS	OBP	SLG	HBPS	AC	SF
15	DSL Indians	R	70	.203	256	25	52	17	1	4	38	19	65	1	3	.262	.324	3	0	4
16	AZL Indians	R	40	.303	145	30	44	10	2	8	26	8	57	4	0	.342	.566	1	0	1
	Mahoning	SS	1	.000	3	0	0	0	0	0	0	1	1	0	0	.250	.000	0	0	0
17	Mahoning	SS	55	.283	237	20	67	16	0	3	34	5	61	0	0	.301	.388	2	0	2
18	Lake County	A	114	.292	462	52	135	25	1	13	52	12	107	5	6	.310	.435	2	0	4
19	Lynchburg	A+	96	.319	385	46	123	22	3	8	61	12	66	7	5	.342	.455	2	1	2
	Akron	AA	29	.188	96	7	18	5	0	1	9	3	17	0	0	.210	.271	0	0	1
20	DNP																			
21	Akron	AA	49	.330	188	31	62	12	0	13	41	11	36	1	0	.367	.601	0	0	0
	Columbus	AAA	72	.269	290	39	78	12	1	18	42	11	76	0	1	.305	.503	4	0	0
Minor League Totals			526	.281	2062	250	579	119	8	68	303	82	486	18	15	.311	.445	14	1	14
Major League Totals			-	0	0	0	0	0	0	0	0	0	0	0	0	-	-	0	0	0



# SAM HENTGES

**LHP**

**BATS:** L

**THROWS:** L

**HT:** 6-6

**WGT:** 245

**BIRTHDATE:** 7/18/96 (25); Maplewood, MN

**RESIDES:** Shoreview, MN

**ACQUIRED:** Selected in the 4th round (128th overall) of the 2014 draft

## Last Season

Started the year at the alternate site, getting recalled to Cleveland on 4/17... made Major League debut vs. Chicago (AL) on 4/20 (1.0IP, 1H, 1R, 1ER, 0BB, 3K), first relief appearance since 2015... picked up the win in relief vs. New York (AL) on 4/25 (1.2IP, 2H, 1K)... made first Major League start at Chicago (NL) on 5/12 (4.2IP, 4H, 4BB, 6K)... roughed up over next 4G, from 5/17-6/6 (10.2IP, 23H, 18R, 18ER, 9BB, 12K)... made a scoreless start on 6/20 at Pittsburgh (5.0IP, 2H, 1BB, 4K) before taking the loss in three straight from 6/27-7/7 (10.1IP, 17H, 16R, 16ER, 9BB, 7K)... optioned to Columbus on 7/9... appeared in 3G and was recalled for the rest of the year on 7/22... struggled in the rotation and was sent to the bullpen for 8G in the month of September (10.1IP, 6H, 2R, 2ER, 1BB, 12K).

## Career Notes

**Transactions:** Selected by Cleveland in the 4th round (128th) of the 2014 draft... **2014-** AZL Indians (7/17-8/26)... **2015-** AZL Indians (6/21-8/27), Mahoning Valley (8/28-9/7)... **2016-** Lake County (4/7-9/5), **on the DL (6/23-9/5, left elbow surgery on 7/5)**... **2017-** Lake County (4/6-8/8), **on the DL (4/6-8/8, recovering from left elbow surgery), rehab with AZL Indians (7/8-8/8), Mahoning Valley (8/9-9/4)**... **2018-** Lynchburg (4/5-9/3), **on the DL (8/16-9/3, strained left shoulder)**... **2019-** Akron (4/4-9/2)... **2021-** Cleveland (4/17-7/8, 7/22-10/3), Columbus (7/9-7/21).

**Recognition:** Midseason All-Star (2018- Carolina)... *Baseball America* (Cleveland: 2021- 22nd; 2020- 17th; 2019- 6th; 2018- 18th).

**Highlights:** **2019-** had three straight quality starts from 5/3-5/15 (19.0IP, 14H, 7R, 2ER, 8BB, 20K)... **2018-** had 0.65ERA through first 3GS (16.0IP, 12H, 3R, 1ER, 3BB, 19K), had 10K game on 4/17 vs. Frederick (6.0IP), notched 8.0IP in win at Frederick on 6/30 (7H, 1R, 1ER, 0BB, 3K)... **2017-** allowed 2H in 41AB over final 3GS of the season... **2015-** had four straight starts with 1ER or fewer from 7/20-8/9 (21.0IP, 3ER)... **2014-** had five straight scoreless appearances to end season (9.0IP, 1H, 3BB, 6K).

**Postseason:** Mahoning Valley ('17).

**Personal:** Graduated from Mounds View High School in Arden Hills, MN... selected as Minnesota's Gatorade High School Player of the Year in 2014.

CAREER STATISTICS																			
Year	Club	Class	W-L	ERA	G	GS	CG	SHO	SV	SVO	IP	H	R	ER	HR	HB	BB	K	AVG
14	AZL Indians	R	1-0	0.69	8	0	0	0	0	0	13.0	4	3	1	0	0	5	10	.095
15	AZL Indians	R	3-3	3.10	11	9	0	0	0	0	49.1	49	28	17	4	1	19	59	.254
	Mahoning	SS	0-2	14.21	2	2	0	0	0	0	6.1	13	11	10	0	0	8	2	.433
16	Lake County	A	2-4	6.12	14	14	0	0	0	0	60.1	71	49	41	8	6	29	73	.296
17	AZL Indians	R	0-3	4.85	6	6	0	0	0	0	13.0	16	9	7	2	0	3	18	.296
	Mahoning	SS	0-1	2.04	5	5	0	0	0	0	17.2	5	7	4	1	0	12	23	.088
18	Lynchburg	A+	6-6	3.27	23	23	0	0	0	0	118.1	114	51	43	4	5	53	122	.260
19	Akron	AA	2-13	5.11	26	26	0	0	0	0	128.2	148	89	73	11	1	64	126	.288
20	DNP																		
21	Columbus	AAA	0-0	6.23	3	0	0	0	0	0	4.1	1	3	3	0	1	2	6	.071
	Cleveland	MLB	1-4	6.68	30	12	0	0	0	0	68.2	90	54	51	10	0	32	68	.318
Minor League Totals			14-32	4.36	98	85	0	0	0	0	411.0	421	250	199	30	14	195	439	.266
Major League Totals			1-4	6.68	30	12	0	0	0	0	68.2	90	54	51	10	0	32	68	.318





# JARED JANCZAK

# RHP

**BATS:** R**THROWS:** R**HT:** 6-1**WGT:** 213**BIRTHDATE:** 6/23/95 (26); Belton, TX**RESIDES:** Fort Worth, TX**ACQUIRED:** Selected in the 31st round (940th overall) of the 2019 draft

## Last Season

Spent the season with Lake County... had a 5.95ERA (19.2IP, 22H, 15R, 13ER, 11BB, 20K) through first 12G (5/6-6/9), but did manage a 2-0 record with a save... allowed 1ER in 9.1IP over next 6G (6/17-7/7), then had at least 1ER in each of next 4G from 7/11-7/24 (8.1IP, 7ER)... followed up with three hitless outings from 7/29-8/25 (6.0IP, 1BB, 5K)... ended the season with a 3.24ERA (8.1IP, 6H, 3R, 3ER, 6BB, 6K) over last 7G.

## Career Notes

**Transactions:** Selected by Cleveland in the 31st round (940th) of the 2019 draft... **2019-** AZL Indians (6/17-8/26)... **2021-** Lake County (5/4-9/19).

**Recognition:** None.

**Highlights:** **2019-** picked up first pro win on 7/2 at AZL White Sox (0.1IP, 1K), notched first career save on 7/26 at AZL Reds (0.1IP).

**Postseason:** AZL Indians ('19).

**Personal:** Attended Texas Christian University.

## CAREER STATISTICS

Year	Club	Class	W-L	ERA	G	GS	CG	SHO	SV	SVO	IP	H	R	ER	HR	HB	BB	K	AVG
19	AZL Indians	R	1-0	4.02	15	0	0	0	1	1	15.2	16	17	7	0	4	6	24	.235
20	DNP																		
21	Lake County	A+	5-0	4.72	35	0	0	0	1	3	55.1	46	35	29	8	7	38	65	.227
Minor League Totals			6-0	4.56	50	0	0	0	2	4	71.0	62	52	36	8	11	44	89	.229
Major League Totals			0-0	-	0	0	0	0	0	0	0.0	0	0	0	0	0	0	0	-



# JAKE JEWELL

# RHP

**BATS:** R**THROWS:** R**HT:** 6-2**WGT:** 220**BIRTHDATE:** 5/16/93 (28); Norman, OK**RESIDES:** Norman, OK**ACQUIRED:** Signed as a minor league free agent on 3/17/22

## Last Season

Started the season with Iowa... gave up a HR to first batter faced (5/5 vs. Indianapolis), then had a 0.00ERA over next 10G (12.1IP)... tagged in back to back appearances on 6/4 at Omaha (1.1IP, 3ER) and 6/8 vs. Columbus (1.0IP, 5ER), then had a 0.51ERA (17.2IP, 5H, 1R, 1ER, 7BB, 21K) over 11G (6/11-7/27)... had contract purchased on 7/29... struggled in 9G (9.0IP, 8ER), optioned on 8/21, but did not pitch and was recalled on 8/25... after 1G (1.0IP, 3ER), was DFA'd on 8/28, claimed by Los Angeles (NL) on 8/31 and assigned to Oklahoma City... DFA'd after 2G, claimed by San Francisco and assigned to Sacramento on 9/7... aside from 4ER in 1.0IP vs. Albuquerque on 9/29, had a 2.89ERA (9.1IP, 3ER).

## Career Notes

**Transactions:** Selected by Los Angeles (AL) in the 5th round (149th) of the 2014 draft... **2014-** AZL Angels (6/25-8/17), Orem (8/18-9/4)... **2015-** Burlington (6/23-9/1)... **2016-** Inland Empire (4/7-9/5)... **2017-** Inland Empire (4/6-4/23), Mobile (4/24-9/4)... **2018-** Mobile (4/5-4/27), Salt Lake (4/28-6/14, 6/21-6/26), Los Angeles-AL (6/15-6/20, 6/27-9/30), **on the DL (6/28-9/30, fractured right fibula)**... **2019-** Salt Lake (4/4-4/11, 4/19-5/28, 5/31-6/9, 6/11-6/20, 6/26-7/17, 7/19-8/12, 8/14-8/31), Los Angeles-AL (4/12-4/18, 5/29-5/30, 6/10, 6/21-6/25, 7/18, 8/13, 9/1-9/29)... **2020-** claimed by San Francisco off waivers from Los Angeles (AL) on 1/13/20... signed by Chicago (NL) as a minor league free agent on 11/16/20... **2021-** Iowa (5/4-7/28, 8/21-8/24, 8/26-8/30), Chicago-NL (7/29-8/20, 8/25)... claimed by Los Angeles (NL) off waivers from Chicago (NL) on 8/31/21... Oklahoma City (9/2-9/6)... claimed by San Francisco off waivers from Los Angeles (NL) on 9/7... Sacramento (9/7-10/3)... **2022-** signed by Cleveland as a minor league free agent on 3/17/22.

**Recognition:** *Baseball America* (Los Angeles-AL: 2019- 27th; 2018- 25th; 2017- 29th; 2016- 5th, Best Changeup; 2015- 19th).

**Highlights:** **2019-** 0.73ERA (12.1IP, 1ER) over 13G in Triple-A (7/2-8/22)... **2018-** Major League debut on 6/16 at Oakland (1.0IP, 1K)... **2017-** CG SHO on 7/31 vs. Mississippi (7.0IP, 4H, 1BB, 5K).


## CAREER STATISTICS

Year	Club	Class	W-L	ERA	G	GS	CG	SHO	SV	SVO	IP	H	R	ER	HR	HB	BB	K	AVG
14	AZL Angels	R	1-0	1.48	9	6	0	0	0	0	30.1	23	6	5	0	1	12	26	.213
	Orem	R	0-2	8.76	3	3	0	0	0	0	12.1	22	12	12	1	2	4	9	.386
15	Burlington	A	6-8	4.77	31	15	0	0	2	2	111.1	110	67	59	8	12	31	110	.263
16	Inland Empire	A+	2-15	6.31	28	27	0	0	0	0	137.0	191	110	96	10	11	65	104	.334
17	Inland Empire	A+	0-1	2.25	3	3	0	0	0	0	16.0	11	6	4	1	1	3	15	.183
	Mobile	AA	7-8	4.84	24	23	1	1	0	1	124.2	136	73	67	14	12	41	81	.284
18	Mobile	AA	1-0	2.08	7	0	0	0	2	2	13.0	15	3	3	1	0	2	11	.313
	Salt Lake	AAA	2-4	3.60	19	0	0	0	3	4	25.0	23	11	10	2	1	17	24	.240
	Los Angeles (AL)	MLB	0-1	9.00	3	0	0	0	0	0	2.0	2	2	2	0	2	1	1	.250
19	Salt Lake	AAA	4-4	5.26	34	0	0	0	8	12	37.2	42	25	22	3	3	17	41	.284
	Los Angeles (AL)	MLB	0-0	6.84	18	0	0	0	0	0	26.1	28	20	20	8	3	8	23	.275
20	DNP																		
21	Iowa	AAA	2-1	2.78	23	0	0	0	4	5	32.1	21	12	10	3	2	13	35	.184
	Chicago (NL)	MLB	0-2	9.90	10	0	0	0	0	0	10.0	18	12	11	5	0	5	10	.391
	Oklahoma City	AAA	0-0	0.00	2	0	0	0	0	0	2.1	3	0	0	0	0	1	5	.300
	Sacramento	AAA	0-0	6.10	8	0	0	0	0	1	10.1	11	7	7	1	2	5	10	.282
Minor League Totals			25-43	4.81	191	77	1	1	19	27	552.1	608	332	295	44	47	211	471	.283
Major League Totals			0-3	7.75	31	0	0	0	0	0	38.1	48	34	33	13	5	14	34	.308

# DANIEL JOHNSON OF

**BATS:** L      **THROWS:** L  
**Ht:** 5-10      **Wgt:** 185  
**BIRTHDATE:** 7/11/95 (26); Vallejo, CA  
**RESIDES:** Vallejo, CA

**ACQUIRED:** Traded by Washington with RHP Jeffry Rodriguez and INF Andruw Monasterio for C Yan Gomes on 11/30/18



## Last Season

Recalled to Cleveland prior to the minor league season starting, going 0x9 (5K) in 2G... optioned to Columbus on 5/4... struck out in 19 straight (34K, 78AB) from 5/11-6/1, but homered in three straight from 5/21-5/23... hit .299 (20x67) with 5HR and 17RBI from 6/6-6/25... recalled to Cleveland for 15G from 7/7-7/30 (.257, 9x35)... returned to Columbus (8/7-8/15) before third recall on 8/16... went 1x18 in 8G (8/28-9/8), leading to option on 9/11... had 5G with multi-hits over last 15G with Columbus (8G with no hits).

## Career Notes

**Transactions:** Selected by Washington in the 5th round (154th) of the 2016 draft... **2016-** Auburn (6/17-9/5)... **2017-** Hagerstown (4/6-7/23), Potomac (7/24-9/4)... **2018-** Harrisburg (4/5-9/3), **on the DL (6/6-7/23, fractured right wrist), rehab with GCL Nationals (7/15-7/23)...** traded by Washington with RHP Jeffry Rodriguez and PTBNL (INF Andruw Monasterio, 12/17/18) to Cleveland for C Yan Gomes on 11/30/18... **2019-** Akron (4/4-5/24), Columbus (5/25-9/2)... **2020-** Cleveland (7/24-8/6)... **2021-** Cleveland (5/1-5/2, 7/7-8/1, 8/16-9/10), Columbus (5/4-7/6, 8/2-8/15, 9/11-10/3).

Single Game Career Highs			
Stat	#	Times	Last Time
R	4	1	5/29/19
H	4	3	7/15/19
2B	3	1	8/23/17
3B	2	1	6/1/19
HR	2	3	5/10/19
RBI	5	2	8/22/19
SB*	3	2	4/14/18
Hit Streak	13	1	6/23-7/9/17
OB Streak	33	1	6/13-7/23/19

\*- 8 multi-SB games

**Recognition:** Postseason All-Star (2017- South Atlantic, OF)... Midseason All-Star (2019- Futures; 2017- South Atlantic)... Batter of the Week (2017- South Atlantic, 6/19-6/25)... *Baseball America* (Cleveland: 2021- 28th; 2020- 23rd; 2019- 14th; Washington: 2018- 8th, Best Power Hitter, Best Outfield Arm).

**Highlights:** **2020-** Major League debut on 7/25 vs. Kansas City (0x3, BB, K)... **2019-** 6HR in 7G from 5/9-5/16 (2HR on 5/10 at Reading), 33G on base streak from 6/13-7/23 (.383OBP), 5RBI on 8/22 vs. Louisville... **2018-** 26G on base streak from 5/7-7/16 (.425OBP)... **2017-** 2HR and 5RBI on 4/8 vs. Asheville, HR in three straight from 5/12-5/14 (5RBI total), 13G hit streak from 6/23-7/9 (.444/.455/.704, 3HR, 14RBI), 2HR (3RBI) on 6/25 vs. Greensboro, had three doubles on 8/23 at Salem... **2016-** 3SB on 8/30 at Brooklyn, first career HR on second to last AB of the season (9/5 at Batavia).

**Postseason:** Columbus ('19), Escogido (DWL, '19), Salt River (AFL, '18), Mesa (AFL, '17).

**Personal:** Attended New Mexico State University and was the Western Athletic Conference Player of the Year in 2016... attended Northeast Oklahoma A&M Junior College before transferring.

## CAREER STATISTICS

Year	Club	Class	G	AVG	AB	R	H	2B	3B	HR	RBI	BB	K	SB	CS	OBP	SLG	HBPS	AC	SF
16	Auburn	SS	62	.265	245	25	65	9	4	1	14	7	42	13	3	.312	.347	10	0	1
17	Hagerstown	A	88	.300	327	61	98	16	4	17	52	22	70	12	9	.361	.529	11	1	3
	Potomac	A+	42	.294	170	22	50	13	0	5	20	13	30	10	2	.346	.459	1	0	1
18	GCL Nationals	R	7	.300	20	3	6	0	0	1	4	2	2	1	0	.417	.450	2	0	0
	Harrisburg	AA	89	.267	356	48	95	19	7	6	31	23	90	21	4	.321	.410	7	2	3
19	Akron	AA	39	.253	146	25	37	7	2	10	33	16	39	6	3	.337	.534	3	1	1
	Columbus	AAA	84	.306	337	51	103	27	5	9	44	34	79	6	7	.371	.496	4	0	5
20	Cleveland	MLB	5	.083	12	0	1	0	0	0	0	1	5	0	0	.154	.083	0	0	0
21	Columbus	AAA	72	.222	279	36	62	16	2	14	39	35	106	7	1	.314	.444	3	0	1
	Cleveland	MLB	30	.221	77	9	17	0	0	4	5	4	27	1	0	.259	.377	0	0	0
Minor League Totals			483	.274	1880	271	516	107	24	63	237	152	458	76	29	.340	.457	41	4	15
Major League Totals			35	.202	89	9	18	0	0	4	5	5	32	1	0	.245	.337	0	0	0

# NOLAN JONES

# INF

**BATS:** L

**THROWS:** R


**HT:** 6-4

**WGT:** 195

**BIRTHDATE:** 5/7/98 (23); Langhorne, PA

**RESIDES:** Langhorne, PA

**ACQUIRED:** Selected in the 2nd round (55th overall) of the 2016 draft



## Last Season

Spent the year with Columbus... played first career game in the OF (RF) on 5/7 at Louisville (finished year with 25G in RF, with a pair of OF assists)... hit .172 (16x193) through first 28G of the season, but managed a .310OBP (17BB)... had first career 2SB game on 6/6 at Indianapolis... starting with three-double game on 6/8 at Iowa, hit .321 (26x81) over 24G until 7/4 at Toledo (.439OBP)... homered in three straight games vs. Iowa from 7/20-7/22 (5RBI total) and then hit 3-run HR vs. Iowa on 7/25... went hitless in six straight (18AB) from 8/11-8/17, then batted .372 (16x43) over next 11G before suffering a **season-ending broken left ankle on 8/29 (placed on DL on 9/1, underwent surgery on 9/26).**

## Career Notes

**Transactions:** Selected by Cleveland in the 2nd round (55th) of the 2016 draft... **2016-** AZL Indians (7/3-8/28)... **2017-** Mahoning Valley (6/16-9/4)... **2018-** Lake County (4/5-8/1), Lynchburg (8/2-9/3)... **2019-** Lynchburg (4/4-7/7), Akron (7/8-9/2)... **2021-** Columbus (5/4-10/2), **on the DL (9/1-10/2, broken left ankle).**

**Recognition:** Postseason All-Star (2019- Carolina)... Midseason All-Star (2019- Futures; 2019- Carolina; 2019- Arizona Fall)... Batter of the Week (2018- Midwest, 6/11-6/17; 2017- New York Penn, 8/29-9/4)... *Baseball America* (Cleveland: 2022- 6th; 2021- 2nd; 2020- 1st, Best Infield Arm; 2019- 2nd, Best Infield Arm; 2018- 4th, Best Strike-Zone Discipline, Best Infield Arm; 2017- 8th).

**Highlights:** **2019-** reached base in first 23G of season (extended on base streak to 34G, dating to 8/24/18), was 3x3 (double, HR) with 4RBI and 4R on 6/24 vs. Frederick... **2018-** homered twice on 8/1 vs. Bowling Green, was 3x5 (double, HR) with 4RBI on 8/22 vs. Potomac, hit .361/.500/.574 over final 17G (61AB)... **2017-** hit first career HR on 6/29 at West Virginia (140th AB), had 11G hit streak from 7/30-8/12 (.465, 20x43), doubled three times on 8/18 at Batavia (3RBI), went 4x6 with a triple and 2RBI on 8/28 at Batavia... **2016-** reached base in first 17G to start career (.500OBP).

**Postseason:** Lynchburg ('18), Mahoning Valley ('17), AZL Indians ('16), Mesa (AFL, '19).

**Personal:** Graduated from Holy Ghost Prep in Philadelphia, PA (only player ever to be drafted).

## CAREER STATISTICS

Year	Club	Class	G	AVG	AB	R	H	2B	3B	HR	RBI	BB	K	SB	CS	OBP	SLG	HBP	SF	SAC
16	IND	R	32	.257	109	10	28	5	2	0	9	23	49	3	1	.388	.339	1	0	1
17	Mahoning	SS	62	.317	218	41	69	18	3	4	33	43	60	1	0	.430	.482	2	0	2
18	Lake County	A	90	.279	323	46	90	12	0	16	49	63	97	2	1	.393	.464	0	0	3
	Lynchburg	A+	30	.298	104	23	31	9	0	3	17	26	34	0	0	.438	.471	0	0	0
19	Lynchburg	A+	77	.286	252	48	72	12	1	7	41	65	85	5	3	.435	.425	4	0	3
	Akron	AA	49	.253	178	33	45	10	2	8	22	31	63	2	0	.370	.466	2	0	0
20	DNP																			
21	Columbus	AAA	99	.238	341	60	81	25	1	13	48	59	122	10	2	.356	.431	5	0	2
	Minor League Totals		439	.273	1525	261	416	91	9	51	219	310	510	23	7	.398	.445	14	0	11
	Major League Totals		-	0	0	0	0	0	0	0	0	0	0	0	0	-	-	0	0	0



# JAMES KARINCHAK RHP

**BATS:** R

**THROWS:** R

**HT:** 6-3

**WGT:** 215

**BIRTHDATE:** 9/22/95 (26); Newburg, NY

**RESIDES:** Walden, NY

**ACQUIRED:** Selected in the 9th round (282nd overall) of the 2017 draft

## Last Season

Made the opening day roster for Cleveland... went 2-0 with 5SV and a 0.44ERA (20.2IP, 3H, 1R, 1ER, 7BB, 38K) through first 21G (4/1-5/22)... roughed up over next 5G, going 0-2 with 2SV from 5/23-6/1 (4.0IP, 9H, 9R, 7ER, 6BB, 6K)... was 4-0 with 2SV and a 1.84ERA (14.2IP, 6H, 3R, 3ER, 9BB, 24K) over 15G (6/5-7/9), with all runs coming off homers on 6/19 at Pittsburgh and 7/8 vs. Kansas City... starting after the All-Star Break, struggled with an 8.40ERA (15.0IP, 14ER) over 18G through 8/27, turning in only 9K (had 129K in previous 71.2IP in MLB)... optioned to Columbus on 8/29... did not appear in a game with Columbus until 9/15... only runs allowed in Triple-A came on HR in blown save at Nashville on 9/24... recalled to Cleveland on 10/1 and pitched once to end the season (1.0IP, 1K at Texas on 10/1).

## Career Notes

**Transactions:** Selected by Cleveland in the 9th round (282nd) of the 2017 draft... **2017-** Mahoning Valley (6/23-9/7)... **2018-** Lake County (4/5-5/2), Lynchburg (5/3-7/31), Akron (8/1-9/3)... **2019-** Akron (4/4-5/2), Columbus (5/3-9/2), on the DL (5/11-7/23, strained right hamstring), rehab with AZL Indians (7/16-7/23), Cleveland (9/13-9/29)... **2020-** Cleveland (7/23-9/27)... **2021-** Cleveland (4/1-8/27, 10/1-10/3), Columbus (8/29-9/30).

**Recognition:** *Baseball America* (Cleveland: 2020- 16th, Best Curveball).

**Highlights:** **2020-** started season with a 0.54ERA through 15G (16.2IP, 5H, 2R, 1ER, 6BB, 31K), earned first save on 7/30 at Minnesota (1.0IP, 1K), averaged nearly 2K per inning (struck out 49% of batters faced; 53K, 109BF)... **2019-** did not allow a run through first 16G (16.0IP, 5H, 5BB, 40K), pitched in 3G of the International League Playoffs (3.1IP, 2H, 4BB, 8K), made Major League debut on 9/14 vs. Minnesota (1.1IP, 3K)... **2018-** did not allow a run over 17G from 4/8-6/14 (23.1IP, 15H, 13BB, 41K), pitched in 2G of the Eastern League Playoffs (2.0IP, 1H, 6K)... **2017-** had 7K on 8/11 vs. Staten Island (3.0IP) and 8/19 at West Virginia (2.2IP).

**Postseason:** Cleveland ('20), Columbus ('19), Akron ('18).

**Personal:** Attended Bryant University... first preseason All-American in program history.

CAREER STATISTICS																			
Year	Club	Class	W-L	ERA	G	GS	CG	SHO	SV	SVO	IP	H	R	ER	HR	HB	BB	K	AVG
17	Mahoning	SS	2-2	5.79	10	6	0	0	0	0	23.1	30	15	15	1	0	9	.319	
18	Lake County	A	3-0	0.79	7	0	0	0	1	1	11.1	8	1	1	0	0	7	.200	
	Lynchburg	A+	1-1	1.00	25	0	0	0	13	13	27.0	14	6	3	1	0	17	.161	
	Akron	AA	0-1	2.61	10	0	0	0	0	0	10.1	7	3	3	1	0	12	.161	
19	AZL Indians	R	0-0	0.00	3	0	0	0	0	0	3.0	0	0	0	0	0	2	.000	
	Akron	AA	0-0	0.00	10	0	0	0	6	6	10.0	2	0	0	0	0	2	.061	
	Columbus	AAA	1-1	4.67	17	0	0	0	2	2	17.1	14	10	9	2	0	13	.215	
	Cleveland	MLB	0-0	1.69	5	0	0	0	0	0	5.1	3	1	1	0	0	1	.150	
20	Cleveland	MLB	1-2	2.67	27	0	0	0	1	4	27.0	14	9	8	1	0	16	.159	
21	Columbus	AAA	1-1	3.00	7	0	0	0	0	1	6.0	3	2	2	1	0	3	.143	
	Cleveland	MLB	7-4	4.07	60	0	0	0	11	16	55.1	35	27	25	9	2	32	.176	
Minor League Totals			8-6	2.74	89	6	0	0	22	23	108.1	78	37	33	6	0	65	.202	
Major League Totals			8-6	3.49	92	0	0	0	12	20	87.2	52	37	34	10	2	49	.169	





# BEN KRAUTH

# LHP

**BATS:** L**THROWS:** L**HT:** 5-11**WGT:** 179**BIRTHDATE:** 3/10/94 (28); Concord, CA**RESIDES:** Concord, CA**ACQUIRED:** Selected in the 16th round (482nd overall) of the 2016 draft

## Last Season

Started the year in extended spring training, joining Columbus on 6/16... did not allow a run through first 4G (6.2IP, 5H, 2BB, 8K), including near perfect start vs. St. Paul on 6/24 (3.0IP, 1BB, 2K)... surrendered 3ER in 2.1IP vs. Indianapolis on 7/10 and was sent to Akron for the rest of the season on 7/13... earned save in back to back appearances on 7/25 vs. Richmond (0.1IP) and 7/27 at Erie (1.2IP) to kick off 8G (9.1IP) stretch without allowing a run (7/25-8/21)... ERA with Akron was at 1.61 (22.1IP, 4ER) through first 16G, then gave up multiple runs in each of last 4G to end season (6.2IP, 11ER)... pitched twice in the Eastern League Playoffs (2.0IP, 0H, 0R, 0ER, 3BB, 3K).

## Career Notes

**Transactions:** Selected by Cleveland in the 16th round (482nd) of the 2016 draft... **2016-** AZL Indians (6/20-7/28), Mahoning Valley (7/29-8/31), Lake County (9/1-9/5)... **2017-** Lake County (4/6-6/29, 7/1-7/26), Lynchburg (6/30, 7/27-9/4)... **2018-** Lynchburg (4/5-4/21, 4/24-9/3), Akron (4/22-4/23)... **2019-** Akron (4/4-6/1, 6/3-9/2), **on the DL (6/10-6/19, sprained left ankle; 7/31-8/7, strained left calf)**, Columbus (6/2)... **2021-** Columbus (6/16-7/12), Akron (7/13-9/19).

**Recognition:** None.

**Highlights:** **2019-** made scoreless Triple-A debut on 6/2 at Durham (0.1IP, 3BB)... **2018-** had a 0.00ERA through first 7G (12.2IP, 5H, 2R, 5BB, 20K), had 0.99ERA (45.2IP, 28H, 7R, 5ER, 17BB, 66K) over last 23G (6/7-8/31), hot streak included near hitless 8G streak from 6/10-7/8 (14.0IP, 1H, 3BB, 15K)... **2017-** won three straight appearances from 4/6-4/17 (8.1IP, 3H, 2R, 0ER, 5BB, 12K), posted 0.61ERA (14.2IP, 6H, 1R, 1ER, 8BB, 16K) over last 9G (8/1-9/3)... **2016-** had 0.00ERA through first 11G of career (28.2IP, 14H, 1R, 3BB, 40K), allowed multiple runs just twice in 16G.

**Postseason:** Akron ('21), Lynchburg ('17).

**Personal:** Attended Kansas University... younger brother, Nick, is a RHP in the Texas organization.

## CAREER STATISTICS

Year	Club	Class	W-L	ERA	G	GS	CG	SHO	SV	SVO	IP	H	R	ER	HR	HB	BB	K	AVG
16	AZL Indians	R	2-0	0.00	7	0	0	0	2	3	14.0	9	1	0	0	1	0	20	.184
	Mahoning	SS	2-0	2.57	7	0	0	0	0	0	21.0	16	7	6	1	0	6	25	.213
	Lake County	A	0-0	3.00	2	0	0	0	0	0	3.0	3	1	1	1	0	1	1	.300
17	Lake County	A	4-2	1.75	23	2	0	0	0	1	61.2	43	14	12	4	1	30	72	.205
	Lynchburg	A+	1-0	1.59	10	1	0	0	4	4	17.0	8	3	3	1	0	9	20	.145
18	Lynchburg	A+	4-2	1.99	38	0	0	0	2	5	68.0	47	18	15	2	2	25	100	.191
	Akron	AA	0-0	0.00	1	0	0	0	0	0	2.0	3	1	0	0	0	1	0	.333
19	Akron	AA	1-3	4.66	34	0	0	0	1	4	56.0	50	33	29	9	2	32	53	.237
	Columbus	AAA	0-0	0.00	1	0	0	0	0	0	0.1	0	0	0	0	0	3	0	.000
20	DNP																		
21	Columbus	AA	1-0	3.00	5	1	0	0	0	0	9.0	7	3	3	0	0	5	9	.219
	Akron	AA	3-2	4.66	20	0	0	0	2	3	29.0	23	17	15	5	2	13	37	.221
Minor League Totals			18-9	2.69	148	4	0	0	11	20	281.0	209	98	84	23	8	125	337	.209
Major League Totals			0-0	-	0	0	0	0	0	0	0.0	0	0	0	0	0	0	0	-

# STEVEN KWAN OF

**BATS:** L      **THROWS:** L  
**HT:** 5-9      **WGT:** 170  
**BIRTHDATE:** 9/5/97 (24); Los Gatos, CA  
**RESIDES:** Fremont, CA  
**ACQUIRED:** Selected in the 5th round (163rd overall) of the 2018 draft



## Last Season

Played most of the season with Akron... was 3x8 with 2RBI through first 3G, then was placed on the DL with a strained right hamstring on 5/8... activated on 6/25 and went 2x14 in first 5G, followed by 10G hit streak from 7/4-7/20 (.318, 14x44)... starting with consecutive 3-hit games on 7/23 and 7/24 vs. Richmond, hit .377/.458/.607 with 6HR and 21RBI over 32G through 8/29 (also scored 30 runs)... transferred to Columbus on 9/1... hit and reached base in each of first 7G with Columbus (9/1-9/7), earning International League Batter of the Week honors (14x26, 2HR, 7RBI)... 7G stretch extended hitting streak to 12G, dating to 8/25 with Akron, and on base streak to 20G, dating to 8/14 with Akron... was 4x5 with a double, a HR and 5RBI on 9/2 vs. St. Paul... was just 3x23 over 6G from 9/8-9/14, then ended season with hits in 12 of 13 (.278, 15x54)... placed on the 40-man on 11/19.

## Career Notes

**Transactions:** Selected by Cleveland in the 5th round (163rd) of the 2018 draft... **2018-** AZL Indians (8/10-8/28), Mahoning Valley (8/29-9/3)... **2019-** Lynchburg (4/4-9/9)... **2021-** Akron (5/4-8/30), **on the DL (5/8-6/24, strained right hamstring),** Columbus (8/31-10/3).

Single Game Career Highs			
Stat	#	Times	Last Time
R	3	6	9/5/21
H	4	2	9/2/21
2B	2	3	8/25/19
RBI	5	1	9/2/21
Hit Streak	12	2	8/25-9/7/21
OB Streak	23	1	8/21/18-4/20/19

**Recognition:** Batter of the Week (2021- International, 8/30-9/5; 2019- Carolina, 8/5-8/11)... *Baseball America* (Cleveland: 2022- 27th, Best Defensive Outfielder; 2021- Best Defensive Outfielder; 2020- Best Defensive Outfielder).

**Highlights:** **2019-** was 4x6 with 2RBI on 4/4 at Myrtle Beach, reached base in each of first 13G (.509OBP), had 4RBI on 4/24 at Down East, had 12G hit streak from 7/28-8/10 (.423, 22x52) that began larger hot streak from 7/28-8/29 with hits in 25 of 28G (.381, 45x118)... **2018-** ended the regular season with a 10G on base streak (.524OBP), went 4x7 (two doubles, triple) with an RBI in 2G of the New York-Penn League Playoffs.

**Postseason:** Mahoning Valley ('18), AZL Indians ('18).

**Personal:** Attended Oregon State University... led team to a National Championship in 2018... had a BB:K ratio of over two in his career (82BB, 38K).

## CAREER STATISTICS

Year	Club	Class	G	AVG	AB	R	H	2B	3B	HR	RBI	BB	K	SB	CS	OBP	SLG	HBPS	AC	SF
18	AZL Indians	R	13	.350	40	8	14	2	1	0	4	9	3	2	0	.480	.450	1	0	0
	Mahoning	SS	4	.333	12	1	4	1	0	0	1	2	2	1	0	.429	.417	0	0	0
19	Lynchburg	A+	123	.280	479	68	134	26	7	3	39	53	51	11	7	.353	.382	4	1	5
20	DNP																			
21	AKRON	AA	51	.337	193	42	65	12	3	7	31	22	23	4	2	.411	.539	3	2	1
	Columbus	AAA	26	.311	103	23	32	3	1	5	13	14	8	2	0	.398	.505	1	2	0
	Minor League Totals		217	.301	827	142	249	44	12	15	88	100	87	20	9	.380	.438	9	5	6
	Major League Totals		-	0	0	0	0	0	0	0	0	0	0	0	0	-	-	0	0	0

# BRYAN LAVASTIDA

# C

**BATS:** R**THROWS:** R**HT:** 6-0**WGT:** 200**BIRTHDATE:** 11/27/98 (23); Hialeah, FL**RESIDES:** Hialeah, FL**ACQUIRED:** Selected in the 15th round (463rd overall) of the 2018 draft

## Last Season

Started the season with Lake County... hit .261 (6x23) with 0XBH and 1RBI through first 7G (.414OBP) and was **placed on the DL with a left wrist injury on 5/18...** activated on 6/3 and went 0x6 in first 2G back... proceeded to hit .369/.415/.595 over 23G (84AB) from 6/6-7/8, including a 4RBI game on 6/8 at Fort Wayne and a 2HR outing on 6/24 at Great Lakes (2RBI)... transferred to Akron on 7/30 and went 3x5 with a HR and 4RBI in Double-A debut on 7/31 at Erie... hit .353 (24x68) in first 19G with Akron (7/31-8/21), then went hitless in four straight (12AB, 8/22-8/31)... sent to Columbus on 9/1... capped a 5-run 7th with a walk-off, 3-run HR in game one of a DH vs. St. Paul on 9/5... returned to Akron on 9/14... went 6x12 with a pair of doubles, a HR and 4RBI in the Eastern League Playoffs... added to the 40-man roster on 11/19.

## Career Notes

**Transactions:** Selected by Cleveland in the 15th round (463rd) of the 2018 draft... **2018-** AZL Indians (6/18-8/27)... **2019-** Mahoning Valley (6/10-8/31), Lake County (9/1-9/2)... **2021-** Lake County (5/4-7/29), **on the DL (5/18-6/2, strained left wrist)**, Akron (7/30-8/31, 9/14-10/3), Columbus (9/1-9/13).

**Recognition:** Midseason All-Star (2019- New York-Penn)... Player of the Month (2019- New York-Penn, August)... *Baseball America* (Cleveland: 2022- 16th).

**Highlights:** **2019-** had a 15G hit streak from 8/1-8/18 (.527, 29x57), was 1x1 with an RBI (SF) at the NYP All-Star Game on 8/21... **2018-** reached base in each of first 25G to begin pro career (.439OBP).

**Postseason:** Akron ('21), Lake County ('19), AZL Indians ('18).

**Personal:** Attended Hillsborough Community College (Tampa, FL).

## Single Game Career Highs

Stat	#	Times	Last Time
R	4	1	8/5/18
H	3	15	9/15/21
2B	2	4	8/8/21
HR*	2	1	6/24/21
RBI	4	2	7/31/21
SB	2	2	7/23/21
Hit Streak	15	1	8/1-8/18/19
OB Streak	25	1	6/18-8/12/18

## CAREER STATISTICS

Year	Club	Class	G	AVG	AB	R	H	2B	3B	HR	RBI	BB	K	SB	CS	OBP	SLG	HBPS	AC	SF
18	AZL Indians	R	33	.292	120	23	35	4	1	1	20	22	23	5	5	.415	.367	4	2	1
19	Mahoning	SS	58	.335	209	39	70	19	3	2	38	25	27	3	3	.408	.483	3	0	3
	Lake County	A	1	.333	3	1	1	0	0	0	0	1	1	0	0	.500	.333	0	0	0
20	DNP																			
21	Lake County	A+	48	.303	165	32	50	12	0	5	31	26	30	14	5	.399	.467	3	0	4
	Akron	AA	29	.291	103	16	30	7	1	3	17	12	28	2	3	.373	.466	2	1	1
	Columbus	AAA	7	.158	19	2	3	0	0	1	3	2	10	0	0	.238	.316	0	0	0
Minor League Totals			225	.305	619	113	189	42	5	12	109	88	119	24	16	.397	.447	12	3	9
Major League Totals			-	0	0	0	0	0	0	0	0	0	0	0	0	-	-	0	0	0



# ELI LINGOS

# LHP

**BATS:** L**THROWS:** L**HT:** 6-0**WGT:** 200**BIRTHDATE:** 5/21/96 (25); Poway, CA**RESIDES:** Temecula, CA**ACQUIRED:** Selected in the 22nd round (673rd overall) of the 2018 draft

## Last Season

Pitched for Akron... followed opening day start vs. Binghamton (3.0IP, 4H, 1R, 1ER, 2BB, 4K) with a scoreless outing in a win at Erie on 5/11 (5.0IP, 3H, 5K)... got roughed up at Erie on 5/16 (0.1IP, 3H, 4R, 4ER, 3BB, 0K) and bounced back with another scoreless outing in win vs. Reading on 5/22 (5.0IP, 3H, 2BB, 3K)... tacked on win at Binghamton on 5/29 (5.0IP, 4H, 1R, 1ER, 1BB, 4K)... left start on 6/6 vs. Erie after taking line drive to the head and was **placed on the DL with a concussion on 6/9**... did not pitch for the rest of the season.

## Career Notes

**Transactions:** Selected by Cleveland in the 22nd round (673rd) of the 2018 draft... **2018-** AZL Indians (6/18-8/16), Mahoning Valley (8/17-9/3)... **2019-** Lake County (4/4-6/30, 7/8-9/2), Akron (7/1-7/7)... **2021-** Akron (5/4-9/19), **on the DL (6/9-9/19, concussion).**

**Recognition:** None.

**Highlights:** **2019-** did the heavy lifting (4.0IP, 5K) in a no-hitter vs. West Michigan on 6/21, had 10K in 6.0IP vs. Cedar Rapids on 7/18, won with scoreless outing on 8/20 at West Michigan (7.2IP, 2H, 2BB, 2K)... **2018-** went 2-0 with a 1.13ERA (16.0IP, 13H, 2R, 2ER, 2BB, 25K) and converted all three save attempts over 9G from 7/1-8/13.

**Postseason:** Lake County ('19), Mahoning Valley ('18).

**Personal:** Attended Arizona State University.

## CAREER STATISTICS

Year	Club	Class	W-L	ERA	G	GS	CG	SHO	SV	SVO	IP	H	R	ER	HR	HB	BB	K	AVG
18	AZL Indians	R	2-0	2.61	12	0	0	0	3	3	20.2	19	7	6	1	1	2	34	.232
	Mahoning	SS	1-0	4.76	5	0	0	0	0	0	11.1	12	6	6	0	0	2	13	.267
19	Lake County	A	3-4	3.66	30	10	0	0	1	1	98.1	84	44	40	9	0	27	95	.226
	Akron	AA	0-1	7.20	2	1	0	0	0	0	10.0	9	9	8	2	0	4	4	.237
20	DNP																		
21	Akron	AA	3-1	4.95	6	6	0	0	0	0	20.0	22	11	11	0	1	9	16	.282
	Minor League Totals		9-6	3.99	55	17	0	0	4	4	160.1	146	77	71	12	2	44	162	.238
	Major League Totals		0-0	-	0	0	0	0	0	0	0.0	0	0	0	0	0	0	0	-



# KIRK MCCARTY

# LHP

**BATS:** L**THROWS:** L**HT:** 5-10**WGT:** 185**BIRTHDATE:** 10/12/95 (26); Hattiesburg, MS**RESIDES:** Hattiesburg, MS**ACQUIRED:** Selected in the 7th round (222nd overall) of the 2017 draft

## Last Season

Pitched the entire season for Columbus... started the season with five straight winning decisions (7GS, 3QS), despite a 4.32ERA (41.2IP, 20ER)... stretch included a scoreless performance (W, 6.0IP, 3H, 3K) in Huntington Park debut, 5/11 vs. Omaha (had a 6.49ERA in other 12GS at home; 59.2IP, 43ER, 18HR)... recorded 7.0IP in back to back starts on 6/26 vs. St. Paul and 7/2 at Toledo (owned all four starts of at least 7.0IP for Columbus on the season, all achieved in first 11GS)... did not have more than 4.0IP in each of next 4GS (7/8-8/6)... turned in a quality start (only QS among last 13GS) on 9/12 vs. Gwinnett (6.0IP, 7H, 2R, 2ER, 0BB, 5K).

## Career Notes

**Transactions:** Selected by Cleveland in the 7th round (222nd) of the 2017 draft... **2017-** Mahoning Valley (6/25-9/4)... **2018-** Lake County (4/5-8/8), Lynchburg (8/9-9/3)... **2019-** Lynchburg (4/4-9/2), **on the DL (4/4-6/11, strained lat; 7/18-7/23, injury)**... **2021-** Columbus (5/4-10/3).

**Recognition:** *Baseball America* (Cleveland: 2019- 30th).

**Highlights:** **2019-** had 10K (5.1IP) at Wilmington on 8/13... **2018-** notched 11K (6.1IP) in win vs. West Michigan on 7/7, allowed 4ER in first 20.0IP (1BB, 17K) after promotion to High-A... **2017-** started pro career with wins in first two appearances and had a 0.49ERA (18.1IP, 1ER) in first 7G before becoming a starter.

**Postseason:** Lynchburg, ('18), Mahoning Valley ('17), Mesa (AFL, '19).

**Personal:** Attended the University of Southern Mississippi... played quarterback for Brett Favre at Oak Grove High School in Hattiesburg, Mississippi (won state title in 2013).

## CAREER STATISTICS

Year	Club	Class	W-L	ERA	G	GS	CG	SHO	SV	SVO	IP	H	R	ER	HR	HB	BB	K	AVG
17	Mahoning Valley	SS	2-2	1.85	13	6	0	0	0	0	34.0	27	12	7	3	2	10	33	.213
18	Lake County	A	4-9	4.29	22	22	0	0	0	0	115.1	120	60	55	14	2	34	132	.270
	Lynchburg	A+	1-2	3.19	5	5	0	0	0	0	31.0	26	12	11	2	4	4	29	.234
19	Lynchburg	A+	3-7	5.66	13	13	0	0	0	0	55.2	75	37	35	2	0	16	60	.326
20	DNP																		
21	Columbus	AAA	9-6	5.01	24	24	0	0	0	0	124.0	117	73	69	25	3	44	104	.246
Minor League Totals			19-26	4.43	77	70	0	0	0	0	360.0	365	194	177	46	11	108	358	.263
Major League Totals			0-0	-	0	0	0	0	0	0	0.0	0	0	0	0	0	0	0	-





# TRISTON MCKENZIE RHP

**BATS:** R

**THROWS:** R

**HT:** 6-5

**WGT:** 165

**BIRTHDATE:** 8/2/97 (24); Brooklyn, NY

**RESIDES:** Loxahatchee, FL

**ACQUIRED:** Selected in the supplemental 1st round (42nd overall) of the 2015 draft

## Last Season

Made the opening day roster for Cleveland... had a 3.60ERA through first 4GS (16.2IP, 8ER), but was unable to record more than 5.0IP in any start, due to a plethora of baserunners (13H, 14BB)... took first loss at Chicago (AL) on 5/1 (2.0IP, 5ER), with none of 11BF putting a ball into the field of play (1HR, 4BB, 6K)... bounced back with first at Kansas City on 5/6 (5.0IP, 2H, 4BB, 5K)... dinged in back to back starts on 5/15 at Seattle (L, 4.1IP, 5ER) and 5/21 vs. Minnesota (L, 3.1IP, 6ER)... optioned to Columbus on 5/22, did not pitch, recalled for start on 5/26 at Detroit (5.0IP, 1H, 3BB, 5K)... optioned on 5/27, did not pitch, recalled for start vs. Chicago (AL) on 5/31 (5.1IP, 4H, 5R, 5ER, 2BB, 10K)... optioned on 6/1, won Triple-A debut at Indianapolis on 6/6 (5.1IP, 2H, 2BB, 4K)... recalled for start on 6/12 vs. Seattle, lasting only 32 pitches (0.2IP, 4BB)... optioned on 6/13, had 4GS (16.0IP, 7ER) before final recall on 7/9... after allowing 39BB to 42.1IP in the Majors prior to 7/9, tallied only 12BB over 71.1IP from 7/9-9/20 (on the DL with right shoulder fatigue from 8/22-8/31)... had 7QS in 7GS from 8/5-9/14 (46.0IP, 20H, 9R, 9ER, 5BB, 48K), including scoreless gem at Detroit on 8/15 (8.0IP, 1H, 11K; perfect through 7.2)... took loss in three straight to end the season (11.0IP, 18H, 14R, 14ER, 8BB, 9K).

## Career Notes

**Transactions:** Selected by Cleveland in the supplemental 1st round (42nd) of the 2015 draft... **2015-** AZL Indians (8/3-8/25), Mahoning Valley (8/26-9/6)... **2016-** Mahoning Valley (6/24-8/2), Lake County (8/3-9/5)... **2017-** Lynchburg (4/6-9/4)... **2018-** Lynchburg (4/5-6/6), on the DL (4/5-6/6, sore right forearm), Akron (6/7-9/3)... **2019-** missed the entire season with a strained right rotator cuff, followed by a strained right pectoral... **2020-** Cleveland (8/22-9/27)... **2021-** Cleveland (4/1-5/21, 5/26, 5/31, 6/12, 7/9-10/3), on the DL (8/22-8/31, fatigued right shoulder), Columbus (5/22-5/25, 5/27-5/30, 6/1-6/11, 6/13-7/8).


**Recognition:** Pitcher of the Year (2017- Carolina)... Postseason All-Star (2017- Carolina, SP)... Midseason All-Star (2017- Carolina; 2017- All-Star Futures)... Pitcher of the Week (2017- Carolina, 5/8-5/14 & 7/3-7/9)... *Baseball America* (Cleveland: 2021- 1st, Best Curveball; 2020- 7th; 2019- 1st, Best Curveball; 2018- 2nd, Best Curveball; 2017- 3rd, Best Curveball; 2016- 8th).

**Highlights:** **2020-** Major League debut on 8/22 vs. Detroit (W, 6.0IP, 2H, 1R, 1ER, 1BB, 10K)... **2018-** was 5-0 with 2.11ERA from 6/28-7/31... **2017-** had 6GS with at least 10K (14K vs. Carolina on 5/9, 13K vs. Frederick on 6/8)... **2016-** had 0.28ERA (31.2IP, 1ER) through first 6GS, 11K on 8/5 at Great Lakes.

**Postseason:** Cleveland ('20), Lynchburg ('17).

## CAREER STATISTICS

Year Club	Class	W-L	ERA	G	GS	CG	SHO	SV	SVO	IP	H	R	ER	HR	HB	BB	K	AVG
15 AZL Indians	R	1-1	0.75	4	3	0	0	0	0	12.0	4	1	1	0	0	3	17	.100
16 Mahoning	SS	4-3	0.55	9	9	1	0	0	0	49.1	31	7	3	2	2	16	55	.180
Lake County	A	2-2	3.18	6	6	0	0	0	0	34.0	27	12	12	2	1	6	49	.214
17 Lynchburg	A+	12-6	3.46	25	25	0	0	0	0	143.0	105	62	55	14	1	45	186	.203
18 Akron	AA	7-4	2.68	16	16	0	0	0	0	90.2	63	31	27	8	4	28	87	.191
19 DNP																		
20 Cleveland	MLB	2-1	3.24	8	6	0	0	0	0	33.1	21	12	12	6	1	9	42	.179
21 Columbus	AAA	1-1	2.95	5	5	0	0	0	0	21.1	18	8	7	5	0	12	23	.228
Cleveland	MLB	5-9	4.95	25	24	0	0	0	0	120.0	84	66	66	21	3	58	136	.194
Minor League Totals		27-17	2.70	65	64	1	0	0	0	350.1	248	121	105	31	8	110	417	.197
Major League Totals		7-10	4.58	33	30	0	0	0	0	153.1	105	78	78	27	4	67	178	.191





# NICK MIKOLAJCHAK RHP

**BATS:** R

**THROWS:** R

**HT:** 6-2

**WGT:** 205

**BIRTHDATE:** 11/21/97 (24); Houston, TX

**RESIDES:** Parkland, FL

**ACQUIRED:** Selected in the 11th round (340th overall) of the 2019 draft

## Last Season

Pitched the whole season with Akron... made Double-A debut on 5/6 vs. Binghamton (18th career game, first above short season)... posted a 0.00ERA through first 9G (12.0IP, 6H, 1R, 0ER, 2BB, 18K), converting all four save chances (three straight outings, 5/18-5/25)... ran into a rough patch from 6/24-7/8, allowing runs in four of five (6.0IP, 5ER) before getting shelved with a strained right shoulder on 7/11... activated on 8/5 and did not allow a run in first 5G in return (5.0IP, 2H, 1BB, 7K)... saw ERA balloon to 3.31 with 4ER in 0.2IP at Somerset on 8/29 (3HR to 6BF)... all 7ER over last 7G of season came on 5HR (42BF; allowed 2HR to 120BF prior)... pitched once in the Eastern League Finals, closing out opening win (2.0IP, 1BB, 1K; won series 3-0).

## Career Notes

**Transactions:** Selected by Cleveland in the 11th round (340th) of the 2019 draft... **2019-** AZL Indians (6/17-7/4), Mahoning Valley (7/5-9/2)... **2021-** Akron (5/4-10/3), **on the DL (7/11-8/5, strained right shoulder).**

**Postseason:** Akron ('21).

**Personal:** Attended Sam Houston State University.

## CAREER STATISTICS

Year	Club	Class	W-L	ERA	G	GS	CG	SHO	SV	SVO	IP	H	R	ER	HR	HB	BB	K	AVG
19	AZL Indians	R	0-0	0.00	4	0	0	0	2	2	6.0	4	1	0	0	0	0	12	.167
	Mahoning	SS	1-1	0.47	13	0	0	0	3	3	19.0	10	3	1	0	0	3	24	.164
20	DNP																		
21	Akron	AA	2-5	3.18	30	0	0	0	8	11	39.2	34	17	14	7	0	9	57	.222
	Minor League Totals		3-6	2.09	47	0	0	0	13	16	64.2	48	21	15	7	0	12	93	.202
	Major League Totals		0-0	-	0	0	0	0	0	0	0.0	0	0	0	0	0	0	0	-

# OWEN MILLER INF

**BATS:** R      **THROWS:** R  
**HT:** 5-11      **WGT:** 200  
**BIRTHDATE:** 11/15/96 (25); Fredonia, WI  
**RESIDES:** Fredonia, WI  
**ACQUIRED:** Traded by San Diego with five others for RHP Mike Clevinger and two others on 8/31/20



## Last Season

Began the year in Columbus... hit .406 (26x64) with nine multi-hit games through first 16 and had contract purchased by Cleveland on 5/23... went 0x5 with 3K in Major League debut vs. Minnesota on 5/23... was 5x46 (.109) over 15G from 5/23-6/12 and was optioned to Columbus on 6/14... played in 35G for Columbus from 6/15-7/28, interrupted by a pair of one-day stints with Cleveland for double-headers on 6/30 vs. Detroit (0x1, K) and 7/7 at Tampa Bay (0x0, BB)... homered in consecutive games vs. Indianapolis on 7/9 (2RBI) and 7/10 (RBI)... recalled to Cleveland for the rest of the year on 7/30... hit first Major League HR in first game of return, 7/31 at Chicago (AL)... hit .292 (14x48) with 2HR and 9RBI over 13G from 8/13-9/5... went 7x22 (.318) over final 7G to finish season above .200 (.204).

## Career Notes

**Transactions:** Selected by San Diego in the 3rd round (84th) of the 2018 draft... **2018-** Tri City (6/14-8/7), Fort Wayne (8/8-9/3), San Antonio (postseason)... **2019-** Amarillo (4/4-9/2)... **2020- traded by San Diego with C Austin Hedges, RHP Cal Quantrill, OF Josh Naylor, LHP Joey Cantillo and INF Gabriel Arias to Cleveland for RHP Mike Clevinger, OF Greg Allen and a PTBNL (RHP Matt Waldron, 11/9/20) on 8/31/20...** **2021-** Columbus (5/4-5/22, 6/15-6/29, 7/1-7/6, 7/8-7/29), Cleveland (5/23-6/14, 6/30, 7/7, 7/30-10/3).

## Single Game Career Highs

Stat	#	Times	Last Time
R	3	4	8/30/19
H	4	5	7/7/19
2B	3	1	8/23/18
RBI	4	1	8/27/18
SB	2	1	5/18/19
Hit Streak	12	1	8/18-8/30/19
OB Streak	19	2	8/16/19-5/5/21

**Recognition:** Midseason All-Star (2019- Texas; 2018- Northwest)... Batter of the Week (2019- Texas, 6/10-6/16 & 7/29-8/4)... *Baseball America* (Cleveland: 2021- 18th; San Diego: 2020- 12th; 2019- 23rd).

**Highlights:** **2019-** went 4x4 (double) with an RBI on 5/13 vs. Midland, had multi-hit games in nine of 12 from 5/15-5/26 (.392, 20x51), went 4x5 (HR) with 4RBI on 6/15 vs. Tulsa, had 12G hit streak from 8/18-8/30 (.348, 16x46)... **2018-** had a 10G hit streak from 6/26-7/6 (.419, 18x43), had 4-hit game on 8/18 at Lansing, doubled three times on 8/23 at Great Lakes, went 4x6 with a pair of doubles and 4RBI on 8/27 at South Bend.

**Postseason:** Amarillo ('19), San Antonio ('18), Peoria (AFL, '19).

**Personal:** Attended Illinois State University... named All Missouri Valley Conference First Team as a junior.

## CAREER STATISTICS

Year	Club	Class	G	AVG	AB	R	H	2B	3B	HR	RBI	BB	K	SB	CS	OBP	SLG	HBPSAC	SF	
18	Tri City	SS	49	.335	191	22	64	8	3	2	20	15	24	4	4	.395	.440	6	1	3
	Fort Wayne	A	26	.336	107	18	36	11	0	2	13	4	17	0	0	.368	.495	2	0	1
19	Amarillo	AA	130	.290	507	76	147	28	2	13	68	46	86	5	5	.355	.430	6	0	1
20	DNP																			
21	Columbus	AAA	48	.297	182	25	54	12	1	7	22	21	52	0	0	.374	.489	2	0	1
	Cleveland	MLB	60	.204	191	17	39	8	0	4	18	9	54	2	0	.243	.309	1	0	1
	Minor League Totals		253	.305	987	141	301	59	6	24	123	86	179	9	9	.368	.450	16	1	6
	Major League Totals		60	.204	191	17	39	8	0	4	18	9	54	2	0	.243	.309	1	0	1



# ELI MORGAN

**RHP**

**BATS:** R

**THROWS:** R

**HT:** 5-10

**WGT:** 190

**BIRTHDATE:** 5/13/96 (25); Torrance, CA

**RESIDES:** Rancho Palos Verdes, CA

**ACQUIRED:** Selected in the 8th round (252nd overall) of the 2017 draft

## Last Season

Began the season with Columbus... got knocked around in first 2GS (7.2IP, 11H, 6R, 6ER, 6BB, 7K), before a scoreless outing at Toledo on 5/21 (ND, 6.0IP, 2H, 2BB, 6K)... recalled to Cleveland and made Major League debut vs. Toronto on 5/28 (L, 2.2IP, 8H, 6R, 6ER, 2BB, 1K)... optioned to Columbus on 6/5, made one start and rejoined the Cleveland rotation for six turns, recording 5.0IP in each of 5GS from 6/22-7/21... optioned to Columbus on 7/22, making a start at Nashville on 7/27 (ND, 5.0IP, 3H, 1R, 1ER, 3BB, 6K), and was recalled to Cleveland for the rest of the year on 8/2... pitched mostly well upon return to the Majors, recording 5QS in 11GS... aside from clunkers on 8/12 vs. Oakland (4.0IP, 5ER) and 9/10 vs. Milwaukee (4.1IP, 7ER), went 4-2 with a 2.72ERA (49.2IP, 15ER) in other 9GS.

## Career Notes

**Transactions:** Selected by Cleveland in the 8th round (252nd) of the 2017 draft... **2017-** Mahoning Valley (6/23-9/4)... **2018-** Lake County (4/5-5/15), Lynchburg (5/16-9/3)... **2019-** Lynchburg (4/4-5/5), Akron (5/6-7/15, 7/17-9/2), Columbus (7/16)... **2021-** Columbus (5/4-5/27, 6/5-6/14, 7/22-8/1), Cleveland (5/28-6/4, 6/15-7/21, 8/2-10/3).

**Recognition:** Midseason All-Star (2019- Eastern)... Pitcher of the Week (2019- Carolina, 4/4-4/14; 2018- Carolina, 6/18-6/24 & 7/2-7/8; 2018- Midwest, 4/23-4/29)... *Baseball America* (Cleveland: 2021- 30th, Best Control; 2020- Best Changeup, Best Control; 2019- Best Changeup; 2018- 29th, Best Changeup).

**Highlights:** **2019-** started season with consecutive scoreless wins on 4/7 at Myrtle Beach (6.0IP, 1H, 1BB, 6K) and 4/12 at Down East (5.0IP, 2H, 1BB, 9K), went 5-0 with a 1.96ERA in first 7GS with Akron (41.1IP, 31H, 11R, 9ER, 14BB, 48K)... **2018-** had a 1.96ERA through first 17GS (96.2IP, 62H, 23R, 21ER, 18BB, 114K), took no-hitter to the 7th vs. Myrtle Beach on 6/21 (6.0IP, 1BB, 9K; lost by bullpen), recorded 10K on 7/8 vs. Wilmington (6.0IP)... **2017-** began pro career with 1ER through first 7G (15.1IP).

**Postseason:** Lynchburg ('18).

**Personal:** Attended Gonzaga University (2015-17).

## CAREER STATISTICS

Year	Club	Class	W-L	ERA	G	GS	CG	SHO	SV	SVO	IP	H	R	ER	HR	HB	BB	K	AVG
17	Mahoning	SS	3-2	1.03	13	5	0	0	0	0	35.0	24	9	4	0	0	9	58	.188
18	Lake County	A	2-0	1.83	8	8	0	0	0	0	44.1	31	10	9	2	2	8	56	.194
	Lynchburg	A+	7-7	3.91	19	19	1	0	0	0	99.0	93	50	43	11	6	26	100	.247
19	Lynchburg	A+	3-1	1.87	6	6	0	0	0	0	33.2	19	7	7	3	1	5	40	.165
	Columbus	AAA	0-1	5.40	1	1	0	0	0	0	5.0	5	3	3	0	1	2	2	.278
	Akron	AA	6-4	3.79	19	18	1	0	0	0	102.0	100	47	43	12	4	33	104	.256
20	DNP																		
21	Columbus	AAA	0-1	4.03	5	5	0	0	0	0	22.1	20	10	10	1	1	11	21	.253
	Cleveland	MLB	5-7	5.34	18	18	0	0	0	0	89.1	90	54	53	20	4	22	81	.259
Minor League Totals			21-16	3.14	71	62	2	0	0	0	341.1	292	136	119	29	15	94	381	.230
Major League Totals			5-7	5.34	18	18	0	0	0	0	89.1	90	54	53	20	4	22	81	.259





# CODY MORRIS

# RHP

**BATS:** R**THROWS:** R**HT:** 6-4**WGT:** 215**BIRTHDATE:** 11/4/96 (25); Columbia, MD**RESIDES:** Columbia, SC**ACQUIRED:** Selected in the 7th round (223rd overall) of the 2018 draft

## Last Season

Started the season on Akron's DL with a strained lat... sent to the AZL Indians for a rehab appearance on 7/1 vs. AZL White Sox (12K to 16BF)... activated on 7/6 and made Double-A debut on 7/8 at Altoona (4.0IP, 4H, 3K)... did not give up a run through first 3GS with Akron (13.0IP, 8H, 1BB, 16K)... pitch counts truncated next 2GS (3.2IP at Erie on 7/27, 3.1IP at Erie on 8/1)... transferred to Columbus on 8/3 and made Triple-A debut on 8/8 vs. Omaha (4.0IP, 1H, 1BB, 8K)... held Toledo hitless in next start, on 8/14 (4.0IP, 2BB, 5K; bullpen lost no-hitter with one out in the 5th)... allowed runs in each of next 2GS, at Omaha on 8/20 (4.0IP, 1ER) and 8/26 at Memphis (3.1IP, 2ER)... posted a 0.00ERA over 3G from 9/2-9/14 (13.0IP, 10H, 4R, 3BB, 20K)... gave up season worst 3ER in 3.2IP at Toledo on 9/19... maxed out at 74 pitches in last start of the year, 9/26 at Nashville... across 15G at three levels, had at least 6K in 11G despite never recording more than 5.0IP (61.0IP, 93K in total)... added to the 40-man on 11/19.

## Career Notes

**Transactions:** Selected by Baltimore in the 32nd round of the 2015 draft, did not sign... selected by Cleveland in the 7th round (223rd) of the 2018 draft... **2019-** Lake County (4/27-6/19), Lynchburg (6/20-9/2), **on the DL (7/6-7/20, strained lower back)...** **2021-** Akron (5/4-8/2), **on the DL (5/4-7/5, strained lat), rehab with AZL Indians (6/28-7/5),** Columbus (8/3-10/3).

**Recognition:** *Baseball America* (Cleveland: 2022- 15th).

**Highlights:** **2019-** did not allow a hit in pro debut at West Michigan on 4/27 (4.0IP, 5K), made only QS in career on 8/4 at Salem (W, 6.0IP, 3H, 1R, 1ER, 1BB, 6K).

**Postseason:** None.

**Personal:** Attended the University of South Carolina... missed freshman season after Tommy John surgery to end high school career.

## CAREER STATISTICS

Year	Club	Class	W-L	ERA	G	GS	CG	SHO	SV	SVO	IP	H	R	ER	HR	HB	BB	K	AVG
19	Lake County	A	5-2	3.20	10	9	0	0	0	0	45.0	41	20	16	1	3	10	56	.241
	Lynchburg	A+	2-2	5.52	11	11	0	0	0	0	44.0	54	31	27	6	2	17	55	.298
20	DNP																		
21	AZL Indians	R	0-0	2.08	1	1	0	0	0	0	4.1	2	2	1	1	0	1	12	.133
	Akron	AA	0-0	1.35	5	5	0	0	0	0	20.0	14	3	3	1	2	7	29	.197
	Columbus	AAA	2-2	1.72	9	8	0	0	0	0	36.2	25	11	7	1	0	12	52	.191
	Minor League Totals		9-6	3.24	36	34	0	0	0	0	150.0	136	67	54	10	7	47	204	.239
	Major League Totals		0-0	-	0	0	0	0	0	0	0.0	0	0	0	0	0	0	0	-



# ERIC MOCK

# RHP

**BATS:** R**THROWS:** R**HT:** 6-1**WGT:** 210**BIRTHDATE:** 7/12/96 (25); Reading, PA**RESIDES:** Reading, PA**ACQUIRED:** Selected in the 25th round (760th overall) of the 2019 draft

## Last Season

Bounced around the organization, beginning in Lynchburg... went 2-0 with a save and a 0.79ERA (11.1IP, 4H, 1R, 1ER, 3BB, 7K) through first 3G (5/5-5/16)... transferred to Akron on 5/24 and had a 3.00ERA (9.0IP, 7H, 3R, 3ER, 4BB, 12K) in 3G before getting shipped to Lake County on 6/9... got lit up in consecutive starts for the Captains, on 6/12 at Fort Wayne (L, 2.2IP, 5H, 7R, 7ER, 2BB, 4K) and 6/19 vs. West Michigan (L, 3.1IP, 6H, 7R, 7ER, 3BB, 1K)... sent back to Akon on 6/25 and pitched well in first start (L, 5.0IP, 4H, 2R, 1ER, 2BB, 4K)... **placed on the DL with a strained right shoulder on 7/3**... made a pair of rehab appearances with the AZL Indians, beginning on 8/13, then was activated and transferred to Lake County for the rest of the season on 8/19... had a 3.00ERA (9.0IP, 6H, 3R, 3ER, 6BB, 12K) in second stint with Lake County.

## Career Notes

**Transactions:** Selected by Cleveland in the 25th round (760th) of the 2019 draft... **2019-** AZL Indians (6/17-7/23), Mahoning Valley (7/24-9/2)... **2021-** Lynchburg (5/4-5/23), Akron (5/24-6/8, 6/25-8/18), **on the DL (7/3-8/18, strained right shoulder), rehab with AZL Indians (8/13-8/18),** Lake County (6/9-6/24, 8/19-9/19).

**Recognition:** None.

**Highlights:** **2019-** had a 1.50ERA (12.0IP, 12H, 3R, 2ER, 6BB, 7K) over 4G from 7/13-8/1, did not allow a run over 3G from 8/12-8/25 (9.0IP, 6H, 3BB, 10K).

**Postseason:** None.

**Personal:** Attended Penn State University... graduated from Governor Mifflin High School in Shillington, PA (current residence of former Clipper manager, Mike Sarbaugh).

## CAREER STATISTICS

Year	Club	Class	W-L	ERA	G	GS	CG	SHO	SV	SVO	IP	H	R	ER	HR	HB	BB	K	AVG
19	AZL Indians	R	1-0	2.57	6	0	0	0	0	0	14.0	11	4	4	1	1	6	19	.208
	Mahoning	SS	1-1	3.66	7	0	0	0	1	2	19.2	22	11	8	0	3	8	18	.278
20	DNP																		
21	AZL Indians	R	1-0	0.00	2	0	0	0	0	0	2.1	0	0	0	0	0	0	4	.000
	Lynchburg	A	2-0	1.98	4	0	0	0	1	1	13.2	9	3	3	1	1	3	10	.184
	Lake County	A+	0-2	10.20	8	2	0	0	1	1	15.0	17	17	17	3	2	11	17	.298
	Akron	AA	0-1	4.67	5	3	0	0	0	0	17.1	17	10	9	4	1	7	20	.246
	Minor League Totals		5-4	4.50	32	5	0	0	3	4	82.0	76	45	41	9	8	35	88	.242
	Major League Totals		0-0	-	0	0	0	0	0	0	0.0	0	0	0	0	0	0	0	-



# JUAN MOTA

# RHP

**BATS:** R**THROWS:** R**HT:** 6-4**WGT:** 270**BIRTHDATE:** 5/4/96 (25); Santo Domingo, DR**RESIDES:** Santo Domingo, DR**ACQUIRED:** Signed as a non-drafted free agent on 7/6/15

## Last Season

Split the season between Akron and Columbus, transitioning to the bullpen in Double-A... picked up the win in season debut, 5/4 vs. Binghamton, despite allowing 2ER in 1.0IP... registered a 2.04ERA (17.2IP, 18H, 5R, 4ER, 8BB, 33K) over next 12G (5/7-6/23), including first career save on 5/26 vs. Binghamton (1.0IP, 1H, 3K) and 14K to 25BF from 6/16-6/23... allowed 4ER on 6/26 vs. Erie (1.2IP), then allowed 4ER over next 9G (9.2IP) until transfer to Columbus on 7/28... had only three scoreless appearances among first 11G (13.0IP, 15ER from 7/30-9/12), allowing 5ER vs. Omaha on 8/3 (1.2IP) and 3ER vs. Gwinnett on 9/12 (0.0IP, 3BB)... finished the season on a high note, posting a 0.00ERA (6.2IP, 1H, 1R, 5BB, 13K) over final 6G (9/16-10/2).

## Career Notes

**Transactions:** Signed by Cleveland as a non-drafted free agent on 7/6/15... **2017-** AZL Indians (6/24-9/2)... **2018-** Mahoning Valley (6/16-9/3)... **2019-** Lake County (4/4-7/17), on the DL (5/17-5/30, blistered right finger), Lynchburg (7/18-9/2)... **2021-** Akron (5/4-7/27), Columbus (7/28-10/3).

**Recognition:** None.

**Highlights:** **2019-** won a CG at West Michigan on 7/1 (7.0IP, 2H, 1R, 1ER, 0BB, 8K)... **2018-** retired 17 of last 18 in a win at Williamsport on 8/10 (6.0IP, 1H, 0R, 0ER, 1BB, 6K)... **2017-** had two scoreless wins of 6.0IP, 1H (6/30 vs. AZL White Sox, 8/28 at AZL Royals), other win was also scoreless (5.0IP, 2H vs. AZL Rangers on 7/26).

**Postseason:** None.

## CAREER STATISTICS

Year	Club	Class	W-L	ERA	G	GS	CG	SHO	SV	SVO	IP	H	R	ER	HR	HB	BB	K	AVG
16	DSL Indians	R	5-4	3.15	13	13	0	0	0	0	60.0	50	32	21	0	12	28	41	.225
17	AZL Indians	R	3-5	4.94	14	8	0	0	0	1	58.1	53	44	32	3	9	32	73	.235
18	Mahoning	SS	4-6	5.53	15	15	0	0	0	0	68.1	76	48	42	2	12	18	63	.283
19	Lake County	A	3-6	5.45	15	15	1	0	0	0	67.2	71	45	41	10	5	25	72	.273
	Lynchburg	A+	3-4	3.71	8	8	0	0	0	0	43.2	34	23	18	3	6	24	41	.213
20	DNP																		
21	AKRON	AA	2-1	4.20	23	0	0	0	5	7	30.0	26	18	14	2	2	18	49	.241
	Columbus	AAA	2-2	6.86	17	0	0	0	0	0	19.2	17	17	15	3	2	17	25	.236
Minor League Totals			22-28	4.74	105	59	1	0	5	8	347.2	327	227	183	23	48	162	364	.248
Major League Totals			0-0	-	0	0	0	0	0	0	0.0	0	0	0	0	0	0	0	-



# TOBIAS MYERS

# RHP

**BATS:** R**THROWS:** R**HT:** 6-0**WGT:** 210**BIRTHDATE:** 8/5/98 (23); Winter Haven, FL**RESIDES:** Winter Haven, FL**ACQUIRED:** Traded by Tampa Bay for INF Junior Caminero on 11/19/21

## Last Season

Started the season with Montgomery... had a 1.93ERA (18.2IP, 12H, 4R, 4ER, 4BB, 21K) through first 4GS, then gave up a total of 9ER in 7.0IP over consecutive starts from 6/11-6/17... received extra rest and came back with a scoreless performance on 6/24 at Biloxi (5.0IP, 1H, 8K)... allowed 5ER in 16.0IP (3BB, 22K) of next 3GS (6/30-7/13)... won Southern League Pitcher of the Week honors with a perfect outing (6.0IP, 12K) on 7/20 vs. Pensacola (bullpen lost perfection with one out in the 7th, no-hitter with two out in the 8th)... transferred to Durham for the rest of the season on 7/23... struggled through first 3GS at Triple-A (13.2IP, 13ER)... took loss on 8/12 at Gwinnett (6.0IP, 2H, 1R, 1ER, 0BB, 7K) and followed up with scoreless start vs. Jacksonville on 8/20 (4.0IP, 3H, 1BB, 1K)... had 10K in 5.0IP vs. Norfolk on 9/7... finished the season with a 0.00ERA over last 2GS (11.1IP, 6H, 1R, 3BB, 11K), winning IL Pitcher of the Week for 9/20-9/26... on the year, went 3-0 with a 0.50ERA (36.1IP, 16H, 3R, 2ER, 5BB, 43K) over 7G when pitching with at least six days of rest.

## Career Notes

**Transactions:** Selected by Baltimore in the 6th round (181st) of the 2016 draft... **2016-** GCL Orioles (7/13-9/1)... **2017-** Aberdeen (6/19-7/30)... traded by Baltimore to Tampa Bay for INF Tim Beckham on 7/31/17... Hudson Valley (8/5-9/7)... **2018-** Bowling Green (4/5-9/3)... **2019-** Charlotte (4/4-9/2), **on the DL** (6/9-7/18, **sore right elbow**) rehab with GCL Rays (7/5-7/18)... **2021-** Montgomery (5/4-7/22), Durham (7/23-10/3)... **traded by Tampa Bay to Cleveland for INF Junior Caminero on 11/19/21.**

**Recognition:** Pitcher of the Week (2021- International, 9/20-9/26; Southern, 7/19-7/25; 2017- New York-Penn, 7/3-7/9)... *Baseball America* (Cleveland: 2022- 23rd; Tampa Bay: 2018- 15th).

**Highlights:** **2019-** 5-0 with a 1.57ERA (23.0IP, 22H, 4R, 4ER, 7BB, 17K) over 5G from 5/4-5/28, 4-0 with a 0.53ERA (33.2IP, 21H, 3R, 2ER, 7BB, 26K) over final 9G (7/5-8/24)... **2018-** won five straight from 5/22-6/16 (26.2IP, 9ER), had 7.0IP in four straight starts from 7/21-8/10 (21H, 6R, 3ER, 3BB, 26K), allowed 1ER in 10.0IP of the Midwest League Playoffs... **2017-** had a 0.60ERA (15.0IP, 1ER) through first 3GS, tossed CG on 7/17 at Lowell (L, 6.0IP, 3H, 2R, 0ER, 0BB, 7K), had 10K (5.2IP) vs. Brooklyn on 8/12.

**Postseason:** Bowling Green ('18), Hudson Valley ('17).


**Personal:** Committed to the University of South Florida before signing with Baltimore.

## CAREER STATISTICS

Year	Club	Class	W-L	ERA	G	GS	CG	SHO	SV	SVO	IP	H	R	ER	HR	HB	BB	K	AVG
16	GCL Orioles	R	0-0	4.70	3	3	0	0	0	0	7.2	10	5	4	1	0	2	4	.303
17	Aberdeen	SS	2-2	3.94	7	7	1	0	0	0	29.2	28	20	13	0	4	6	35	.235
	Hudson Valley	SS	2-0	3.08	5	5	0	0	0	0	26.1	17	9	9	1	0	4	38	.181
18	Bowling Green	A	10-6	3.71	23	21	0	0	0	0	119.0	127	59	49	11	5	41	101	.274
19	GCL Rays	R	1-0	0.00	3	1	0	0	0	0	6.2	1	0	0	0	0	3	6	.050
	Charlotte	A+	8-1	2.31	18	13	0	0	0	0	78.0	72	22	20	4	3	25	53	.253
20	DNP																		
21	Motgomery	AA	5-3	3.32	13	10	0	0	0	0	59.2	49	23	22	8	3	10	81	.222
	Durham	AAA	3-4	4.50	12	12	0	0	0	0	58.0	52	31	29	11	1	18	65	.234
Minor League Totals			31-16	3.41	84	72	1	0	0	0	385.0	356	169	146	36	16	109	383	.244
Major League Totals			0-0	-	0	0	0	0	0	0	0.0	0	0	0	0	0	0	0	-

# VICTOR NOVA INF

**BATS:** L      **THROWS:** R  
**HT:** 5-11      **WGT:** 194  
**BIRTHDATE:** 1/6/00 (22); Santo Domingo, DR  
**RESIDES:** Santo Domingo, DR  
**ACQUIRED:** Traded by San Diego with OF Franmil Reyes and LHP Logan Allen on 7/31/19 (RHP Trevor Bauer to Cincinnati)



### Last Season

Started the season with Lake County... was 7x22 with a HR and 3RBI in first 6G, then slumped to .050/.245/.075 with an RBI in next 16G (40AB) from 5/14-6/3... broke out of slump with 2x3 performance on 6/3 vs. Dayton, hitting .298/.386/.512 with 4HR and 21RBI over next 25G (6/3-7/16)... hot streak included 2HR, 5RBI game on 7/6 at Fort Wayne... fell into another prolonged slump over 26G (86AB) from 7/18-8/20, hitting .140/.253/.186 with 5RBI... doubled twice and had 2RBI on 8/21 at Dayton... sent to Akron for the rest of the season on 8/24... had a 7G hit streak from 8/31-9/7 (.364, 8x22)... went 3x5 with 2RBI on 9/9 at Richmond and finished the season 5x33 over his 9G thereafter.

### Career Notes

**Transactions:** Signed by San Diego as a non-drafted free agent on 4/26/17... **2019-** AZL Padres (6/18-7/30)... traded by San Diego with OF Franmil Reyes and LHP Logan Allen to Cleveland on 7/31/19 (San Diego received OF Taylor Trammell from Cincinnati; Cincinnati received RHP Trevor Bauer from Cleveland and Cleveland also received OF Yasiel Puig and LHP Scott Moss from Cincinnati)... AZL Indians (7/31-8/26)... **2021-** Lake County (5/4-8/23), Akron (8/24-9/19).

Single Game Career Highs			
Stat	#	Times	Last Time
R	4	1	8/21/19
H	3	7	9/9/21
2B	2	1	8/21/21
HR	2	1	7/6/21
RBI	5	1	7/6/21
Hit Streak	15	1	6/18-7/8/19
OB Streak	16	1	7/16-8/12/19

**Recognition:** None.

**Highlights:** **2019-** started career in the US with a 15G hit streak (.442, 23x52, 1HR, 15RBI), went 2x4 (double, HR) with 4RBI on 7/1 vs. AZL Mariners, reached base in 32 of first 34G (.437OBP).

**Postseason:** AZL Indians ('19).

CAREER STATISTICS																				
Year	Club	Class	G	AVG	AB	R	H	2B	3B	HR	RBI	BB	K	SB	CS	OBP	SLG	HBPSAC	SF	
18	DSL Padres	R	38	.197	117	21	23	3	1	2	17	33	30	7	2	.370	.291	1	0	3
19	AZL Padres	R	26	.330	91	22	30	2	3	1	17	15	22	7	2	.421	.451	0	2	1
	AZL Indians	R	16	.246	57	15	14	1	0	0	3	11	15	2	0	.380	.263	2	1	1
20	DNP																			
21	Lake County	A+	75	.207	241	38	50	9	3	5	32	37	77	10	4	.318	.332	3	0	2
	Akron	AA	23	.241	79	10	19	3	0	0	5	10	25	0	1	.326	.278	0	1	0
Minor League Totals			178	.232	585	106	136	18	7	8	74	106	169	26	9	.352	.328	6	4	7
Major League Totals			-	0	0	0	0	0	0	0	0	0	0	0	0	-	-	0	0	0





# NATHAN OCKER

## RHP

**BATS:** R**THROWS:** R**HT:** 6-0**WGT:** 200**BIRTHDATE:** 12/3/96 (25); Middletown, PA**RESIDES:** Middletown, PA**ACQUIRED:** Selected in the 29th round (880th overall) of the 2019 draft

### Last Season

Pitched most of the year with Lake County... made only start of the year in season debut, 5/6 at Lansing, turning in worst outing of the season (3.1IP, 4H, 4R, 3ER, 4BB, 3K)... had a 1.50ERA (12.0IP, 7H, 2R, 2ER, 5BB, 17K) over next 4G (5/11-5/25) and was sent to Columbus for a one day stint on 5/29... tossed a pair of scoreless innings vs. Nashville on 5/29 (1H, 1BB, 3K) and was returned to Lake County for the rest of the year on 5/30... did not allow a run (12.2IP, 9H, 3BB, 15K) through first 6G (6/1-6/20) upon return... had a pretty even last three months of the season, posting a 3.88ERA, while averaging about 2.0IP per outing (46.1IP, 23G)... stretch included consecutive wins on 7/6 and 7/9 at Fort Wayne, a save of 3.0IP on 7/31 at Dayton and consecutive wins on 9/9 and 9/12 vs. Dayton.

### Career Notes

**Transactions:** Selected by Cleveland in the 29th round (880th) of the 2019 draft... **2019-** AZL Indians (6/17-8/26)... **2021-** Lake County (5/4-5/28, 5/30-9/19), Columbus (5/29).

**Recognition:** None.

**Highlights:** **2019-** earned save in pro debut, 6/17 at AZL Dodgers (1.0IP, 1H, 3K), had a 0.00ERA (12.0IP, 11H, 6R, 2BB, 23) over final 9G.

**Postseason:** AZL Indians ('19).

**Personal:** Attended the College of Charleston.

### CAREER STATISTICS

Year	Club	Class	W-L	ERA	G	GS	CG	SHO	SV	SVO	IP	H	R	ER	HR	HB	BB	K	AVG
19	INDB	R	0-1	1.50	14	0	0	0	5	5	18.0	18	9	3	1	0	4	31	.250
20	DNP																		
21	Lake County	A+	6-0	3.03	34	1	0	0	3	3	74.1	65	27	25	10	3	23	88	.228
	Columbus	AAA	0-0	0.00	1	0	0	0	0	0	2.0	1	0	0	0	0	1	3	.143
Minor League Totals			6-1	2.67	49	1	0	0	8	8	94.1	84	36	28	11	3	28	122	.231
Major League Totals			0-0	-	0	0	0	0	0	0	0.0	0	0	0	0	0	0	0	-

# RICHARD PALACIOS INF

**BATS:** L      **THROWS:** R  
**HT:** 5-10      **WGT:** 180  
**BIRTHDATE:** 5/16/97 (24); Brooklyn, NY  
**RESIDES:** Brooklyn, NY  
**ACQUIRED:** Selected in the 3rd round (103rd overall) of the 2018 draft



## Last Season

Started the season with Akron... hit safely in 15 of 16 from 5/22-6/13 (.361, 22x61), including a trio of doubles in a 4-hit game at Altoona on 6/9 (also had 2SB, kicking off streak of 19 straight successful SB attempts that extended through the end of the season, 10SB with Columbus)... had 7AB with a hit (three doubles, HR) from 7/13-7/15, including going 5x5 on 7/14 at Harrisburg... homered in back to back games on 7/27 and 7/28 at Erie... transferred to Columbus on 7/30... made Triple-A debut on 7/31 at Nashville (112th career game), going 2x4 with 2RBI... hit safely in five straight (6x14, four doubles) before getting **placed on the DL with a strained left hamstring on 8/20...** activated on 9/3 and hit only HR with Columbus on 9/4 vs. St. Paul... batted .361 (13x36) over final 11G of the season... following the season, hit .269/.387/.513 with 3HR and 11RBI in 20G (78AB) for Scottsdale in the Arizona Fall League... named to the Postseason AFL All-Star Team... placed on the 40-man on 11/19.

## Career Notes

**Transactions:** Selected by Cleveland in the 3rd round (103rd) of the 2018 draft... **2018-** AZL Indians (6/18-6/24), Mahoning Valley (6/25-7/19), Lake County (7/21-9/3), **on the DL (8/1-8/7, injury; 8/24-9/3, injury)...** **2019-** missed entire season recovering from surgery on right labrum... **2021-** Akron (5/4-7/29), Columbus (7/30-10/3), **on the DL (8/20-9/2, strained left hamstring).**

## Single Game Career Highs

Stat	#	Times	Last Time
R	3	4	7/14/21
H	5	1	7/14/21
2B	3	1	6/9/21
RBI	3	3	7/24/21
SB	2	2	6/9/21
Hit Streak	17	1	6/29-7/19/18
OB Streak	17	1	6/29-7/19/18

**Recognition:** Postseason All-Star (2021- Arizona Fall)... *Baseball America* (Cleveland: 2022- 13th, Best Strike-Zone Discipline; 2019- 28th).

**Highlights:** **2018-** homered in first pro at bat on 6/18 at AZL Brewers, went 4x4 with a HR and 2RBI on 6/21 at AZL Giants, had 17G hit streak from 6/29-7/19 (.443, 27x61), was 4x5 with an RBI vs. Fort Wayne on 8/8.

**Postseason:** Scottsdale (AFL, '21).

**Personal:** Attended Towson University... older brother, Josh, made Major League debut with Toronto in 2021... uncle, Rey, played 101G for Kansas City from 1988-90.

## CAREER STATISTICS

Year	Club	Class	G	AVG	AB	R	H	2B	3B	HR	RBI	BB	K	SB	CS	OBP	SLG	HBPS	AC	FF
18	AZL Indians	R	5	.438	16	4	7	1	0	2	6	6	2	2	0	.591	.875	0	0	0
	Mahoning	SS	20	.411	73	12	30	5	1	2	17	11	12	2	1	.477	.589	0	0	2
	Lake County	A	20	.300	80	10	24	2	1	2	7	2	13	3	0	.317	.425	0	0	0
19	DNP																			
20	DNP																			
21	Acron	AA	66	.299	244	53	73	24	3	6	36	33	42	10	3	.389	.496	4	0	2
	Columbus	AAA	37	.292	113	19	33	9	1	1	12	25	28	10	0	.434	.416	4	2	1
	Minor League Totals		148	.317	526	98	167	41	6	13	78	77	97	27	4	.409	.492	8	2	5
	Major League Totals		-	0	0	0	0	0	0	0	0	0	0	0	0	-	-	0	0	0





# AARON PINTO

# RHP

**BATS:** L**THROWS:** R**HT:** 6-0**WGT:** 215**BIRTHDATE:** 7/3/96 (25); West Covina, CA**RESIDES:** Stony Brook, NY**ACQUIRED:** Selected in the 24th round (733rd overall) of the 2018 draft

## Last Season

Spent the season with Akron... had a 1.11ERA (24.1IP, 12H, 3R, 3ER, 8BB, 37) through first 11G (5/4-6/15), allowing single tallies in 3G (2HR) with no runs in 8G... successful run was abruptly ended with a **trip to the DL from 6/24-7/27**... upon return, had a scoreless outing at Erie on 7/28 (1.0IP, 1H, 2K), followed by 5G with at least 1ER from 8/1-8/18 (7.0IP, 7H, 6R, 6ER, 1BB, 8K)... pitched to a 1.68ERA (10.2IP, 11H, 2R, 2ER, 4BB, 20K) over the rest of the season... pitched once in the Eastern League Championship Series, earning a save on 9/22 at Bowie (0.2IP, 1BB)... following the season, appeared in 9G for Scottsdale in the Arizona Fall League (12.0IP, 18H, 10R, 9ER, 6BB, 13K).

## Career Notes

**Transactions:** Selected by Cleveland in the 24th round (733rd) of the 2018 draft... **2018-** AZL Indians (6/18-8/27)... **2019-** Lake County (4/4-6/6), Lynchburg (6/7-9/2)... **2021-** Akron (5/4-9/19), **on the DL (6/24-7/27, injury).**

**Recognition:** None.

**Highlights:** **2019-** was 5-1 with a 1.07ERA (33.2IP, 30H, 8R, 4ER, 9BB, 40K) through first 18G, did not allow first HR as a pro until 51st appearance (340th batter faced), did not allow a run over 8G from 8/4-8/28 (13.2IP, 4H, 3BB, 16K), did not allow an ER in 34 of 42G... **2018-** had a 1.00ERA (18.0IP, 10H, 4R, 2ER, 4BB, 20K) over final 11G of the season, pitched once in the AZL Playoffs (3.2IP, 2H, 1R, 0ER<0BB, 5K).

**Postseason:** Akron ('21), AZL Indians ('18), Scottsdale (AFL, '21).

**Personal:** Attended Stony Brook University.

## CAREER STATISTICS

Year	Club	Class	W-L	ERA	G	GS	CG	SHO	SV	SVO	IP	H	R	ER	HR	HB	BB	K	AVG
18	AZL Indians	R	3-2	1.95	18	0	0		2	4	27.2	20	10	6	0	0	5	30	.198
19	Lake County	A	5-1	1.14	17	0	0	0	2	3	31.2	29	7	4	0	0	7	38	.240
	Lynchburg	A+	1-0	1.90	25	1	0	0	3	3	42.2	29	12	9	2	3	13	44	.190
20	DNP																		
21	Akron	AA	3-1	2.30	25	0	0	0	5	6	43.0	31	11	11	5	1	13	67	.197
	Minor League Totals		12-4	1.86	85	1	0	0	12	16	145.0	109	40	30	7	4	38	179	.205
	Major League Totals		0-0	-	0	0	0	0	0	0	0.0	0	0	0	0	0	0	0	-



# THOMAS PONTICELLI RHP

**BATS:** R

**THROWS:** R

**HT:** 6-1

**WGT:** 209

**BIRTHDATE:** 4/15/97 (24); West Hills, CA

**RESIDES:** Newbury Park, CA

**ACQUIRED:** Selected in the 12th round (373rd overall) of the 2018 draft

## Last Season

Began the year with a single relief appearance for Lake County, at Lansing on 5/4 (4.0IP, 2H, 5K)... transferred to Akron for the rest of the year on 5/7... first 4G in Double-A came out of the bullpen (9.1IP, 9H, 3R, 2ER, 3BB, 10K)... entered the rotation and had 8GS from 5/25-7/9 and posted a 3.38ERA (40.0IP, 33H, 18R, 15ER, 15BB, 33K), including a scoreless outing on 6/20 at Bowie (7.0IP, 2H, 1BB, 8K) and consecutive QS on 7/2 vs. Bowie (6.0IP, 3H, 2R, 2ER, 3BB, 2K) and 7/9 at Altoona (6.0IP, 2H, 1R, 1ER, 0BB, 5K)... following the All-Star Break, made a 1.0IP start at Harrisburg on 7/17 and then went back to the bullpen... had a 5.68ERA (12.2IP, 13H, 11R, 8ER, 9BB, 12K) through 5G (7/20-8/7), then a 0.00ERA (10.1IP, 5H, 1R, 0ER, 3BB, 8K) through next 6G (8/10-9/1)... returned to the rotation for 3GS to end the season (14.0IP, 13H, 5R, 5ER, 3BB, 12K)... pitched once in relief during the Eastern League Championship Series (1.0IP, 3H, 1R, 1ER, 0BB, 0K).

## Career Notes

**Transactions:** Selected by Cleveland in the 12th round (373rd) of the 2018 draft... **2018-** AZL Indians (6/18-8/27), Lake County (8/29-9/3)... **2019-** Lake County (4/4-8/7, 8/23-9/2), **on the DL (5/16-5/26, injury)**, Mahoning Valley (8/8-8/22)... **2021-** Lake County (5/4-5/6), Akron (5/7-9/19).

**Recognition:** None.

**Highlights:** **2019-** earned first career save on 4/11 vs. Bowling Green (3.2IP, 1H, 0R, 0ER, 1BB, 5K), picked up second save on 5/4 vs. Kane County (4.0IP, 2H, 0R, 0ER, 0BB, 1K)... **2018-** registered a 0.76ERA (23.2IP, 23H, 3R, 2ER, 3BB, 30K) over last 9G of the season.

**Postseason:** Akron ('21).

**Personal:** Attended the University of San Francisco.

## CAREER STATISTICS

Year	Club	Class	W-L	ERA	G	GS	CG	SHO	SV	SVO	IP	H	R	ER	HR	HB	BB	K	AVG
18	AZL Indians	R	3-1	2.96	11	3	0	0	0	0	24.1	30	9	8	1	2	3	31	.303
	Lake County	A	1-0	0.00	1	0	0	0	0	0	4.0	2	0	0	0	0	1	4	.143
19	Lake County	A	3-4	5.07	24	12	0	0	3	3	92.1	99	60	52	15	3	46	73	.276
20	DNP																		
21	Lake County	A+	0-0	0.00	1	0	0	0	0	0	4.0	2	0	0	0	0	0	5	.154
	Akron	AA	7-5	3.09	27	12	0	0	0	1	87.1	73	38	30	8	7	33	77	.229
Minor League Totals			14-10	3.82	64	27	0	0	3	4	212.0	206	107	90	24	12	83	190	.256
Major League Totals			0-0	-	0	0	0	0	0	0	0.0	0	0	0	0	0	0	0	-



# MIKE RIVERA

C

**BATS:** R

**THROWS:** R

**HT:** 5-10

**WGT:** 200

**BIRTHDATE:** 12/12/95 (26); Pinellas Park, FL

**RESIDES:** Nokomis, FL

**ACQUIRED:** Selected in the 6th round (192nd overall) of the 2017 draft



## Last Season

Split the year between Akron and Columbus, starting the season in Double-A... homered in season debut on 5/6 vs. Binghamton (2RBI)... went hitless in next 3G (10AB), then went 4x5 with a pair of doubles and 3RBI on 5/23 vs. Reading... was 3x24 over 8G from 5/27-6/20 and was transferred to Columbus on 6/23... went 1x6 over 3G with Columbus and was sent back to Akron on 7/1... was hitless over 20AB in 6G from 7/9-7/18... homered in back to back games on 7/24 vs. Richmond (RBI) and 7/29 at Erie (RBI)... sent to Columbus for the remainder of the season on 7/30... hit safely in 10 straight from 8/8-9/4 (.308, 12x39), besting previous career high hit streak by 6G... streak included three straight games with an RBI from 8/20-8/26 (7RBI total, including 4RBI on 8/26 at Memphis)... was just 3x21 in 7G after hit streak ended.

## Career Notes

**Transactions:** Selected by Oakland in the 33rd round of the 2014 draft, did not sign... selected by Cleveland in the 6th round (192nd) of the 2017 draft... **2017-** Mahoning Valley (7/7-9/7)...

**2018-** Lake County (4/5-9/3), **on the DL (4/22-6/4, sore right thigh; 6/9-9/3, strained right hand)...** **2019-** Lynchburg (4/4-9/2), **on the DL (6/3-6/11, sprained left knee; 7/17-7/26, sore lower back; 8/24-9/2, sore lower back)...** **2021-** Akron (5/4-6/22, 7/1-7/29), Columbus (6/23-6/30, 7/30-10/3).

## Single Game Career Highs

Stat	#	Times	Last Time
R	3	2	6/5/18
H	4	1	5/23/21
2B	2	2	5/23/21
RBI	4	2	8/26/21
Hit Streak	10	1	8/8-9/4/21
OB Streak	10	1	8/8-9/4/21

**Recognition:** None.

**Highlights:** **2019-** homered in season debut on 4/5 at Myrtle Beach (RBI), had 4RBI on 4/17 vs. Potomac, doubled twice (2RBI) on 8/6 at Salem... **2018-** was 7x19 (.368) over final 6G of the season... **2017-** had an RBI in each of first 2G to start career.

**Postseason:** Mahoning Valley ('17).

**Personal:** Attended the University of Florida (won National Championship in 2017).

## CAREER STATISTICS

Year	Club	Class	G	AVG	AB	R	H	2B	3B	HR	RBI	BB	K	SB	CS	OBP	SLG	HBPSAC	SF	
17	Mahoning	SS	15	.170	47	6	8	3	0	0	4	3	12	0	0	.231	.234	1	1	1
18	Lake County	A	14	.195	41	10	8	3	0	0	3	15	10	0	0	.411	.268	0	1	0
19	Lynchburg	A+	62	.201	199	22	40	13	1	3	23	20	44	1	1	.291	.322	6	2	2
20	DNP																			
21	Akron	AA	26	.163	86	11	14	3	0	3	15	10	25	0	0	.257	.302	2	0	3
	Columbus	AAA	23	.230	74	4	17	3	0	0	8	4	18	0	0	.269	.270	0	0	0
Minor League Totals			140	.195	447	53	87	25	1	6	53	52	109	1	1	.288	.295	9	4	6
Major League Totals			-	0	0	0	0	0	0	0	0	0	0	0	0	-	-	0	0	0

# ERIC RODRIGUEZ

C

**BATS:** R

**THROWS:** R

**HT:** 6-0

**WGT:** 195

**BIRTHDATE:** 7/28/98 (23); Bayamon, PR

**RESIDES:** San Juan, PR

**ACQUIRED:** Selected in the 21st round (643rd overall) of the 2018 draft



## Last Season

Started the year in Lynchburg... had single in season debut, pinch-hit appearance vs. Fredericksburg... went 3x30 with a double over next 11G (5/12-7/31)... sent to Akron on 8/3... played once, 8/10 at Reading (0x1, R, BB), then sent to Columbus on 8/24, did not play and returned to Akron for the rest of the year on 8/31... went 2x4 with a HR and 3RBI on 9/9 at Richmond.

## Career Notes

**Transactions:** Selected by Cleveland in the 21st round (643rd) of the 2018 draft... **2018-** AZL Indians (6/18-8/31), Lake County (9/1-9/3)... **2019-** Mahoning Valley (6/14-7/18), Lake County (7/19-9/2)... **2021-** Lynchburg (5/5-8/2), Akron (8/3-8/23, 8/31-9/19), Columbus (8/24-8/30).

**Recognition:** None.

**Highlights:** **2019-** went 2x4 with a HR and 3RBI on 8/22 vs. Bowling Green... **2018-** was 3x4 with a double and 2RBI in pro debut vs. AZL White Sox on 6/20, homered on 7/13 at AZL Athletics, homered on 8/3 at AZL Dodgers.

Single Game Career Highs			
Stat	#	Times	Last Time
R	2	1	6/20/18
H	3	1	6/20/18
RBI	3	2	9/9/21
Hit Streak	4	1	9/3/18
OB Streak	6	1	9/3/18

**Postseason:** AZL Indians ('18).

**Personal:** Attended George Wallace Community College (Alabama).

## CAREER STATISTICS

Year	Club	Class	G	AVG	AB	R	H	2B	3B	HR	RBI	BB	K	SB	CS	OBP	SLG	HBPS	SAC	SF
18	AZL Indians	R	23	.200	80	9	16	2	0	2	8	9	18	0	0	.289	.300	1	1	0
	Lake County	A	2	.286	7	0	2	0	0	0	1	0	0	0	0	.286	.286	0	0	0
19	Mahoning	SS	14	.140	43	2	6	3	0	0	3	4	6	0	0	.208	.209	0	1	1
	Lake County	A	10	.138	29	3	4	1	0	1	4	4	8	0	0	.265	.276	1	0	0
20	DNP																			
21	Lynchburg	A	13	.129	31	3	4	1	0	0	0	3	10	0	1	.206	.161	0	0	0
	Akron	AA	5	.182	11	2	2	0	0	1	3	1	5	0	0	.308	.455	1	0	0
Minor League Totals			67	.169	201	19	34	7	0	4	19	21	47	0	1	.257	.264	3	2	1
Major League Totals			-	0	0	0	0	0	0	0	0	0	0	0	0	-	-	0	0	0

# CHRIS ROLLER OF

**BATS:** R      **THROWS:** R  
**HT:** 6-0      **WGT:** 190  
**BIRTHDATE:** 10/8/96 (25); Austin, TX  
**RESIDES:** Austin, TX  
**ACQUIRED:** Selected from Los Angeles (NL)  
in the minor league phase of the Rule 5  
Draft on 12/10/20



## Last Season

Spent the season with Akron... played sparingly through the first month of the season (5/4-6/4), hitting .176/.167/.265 with a HR and 8RBI in 10G (34AB)... first and only HR came on 6/4 vs. Erie (3-run)... went 3x6 with a double and 4RBI on 6/9 at Altoona... hit only .212 (11x52) over 15G from 7/4-7/23, but reached base in all of them for a .323OBP... **spent over two weeks on the DL from 7/31-8/15...** doubled twice on 8/21 vs. Harrisburg... went 2x29 over last 9G (8/31-9/12)... was 0x5 with 3K in 2G of the Eastern League Championship Series.

## Career Notes

**Transactions:** Selected by Los Angeles (NL) in the 30th round (910th) of the 2017 draft... **2017-** AZL Dodgers (6/24-9/2)... **2018-** Ogden (6/15-7/27), Great Lakes (7/28-9/3)... **2019-** Great Lakes (4/19-9/2)... **2020-** selected by Cleveland from Los Angeles (NL) in the minor league phase of the Rule 5 Draft on 12/10/20... **2021-** Akron (5/4-9/19), **on the DL (7/31-8/15, injury).**

**Recognition:** None.

**Highlights:** **2019-** went 2x2 (triple, HR) with 4RBI on 5/1 vs. Beloit, hit safely in 26 of 27 from 6/1-7/17 (.330/.434/.485, 2HR, 11RBI), tripled twice (RBI) on 7/22 vs. Burlington, had a HR and 4RBI on 7/28 at West Michigan... **2018-** homered twice (2RBI) on 7/19 at Missoula, hit walk-off single on 8/5 vs. Lake County, had 3SB on 8/10 at South Bend, hit walk-off single on 8/12 vs. Dayton, went 3x4 with 2RBI and a walk-off single on 8/22 vs. Fort Wayne... **2017-** collected 10 of 23 hits on season over 8G stretch from 8/11-8/21.

Single Game Career Highs			
Stat	#	Times	Last Time
R	3	5	8/26/19
H	3	10	6/19/21
2B	2	4	8/21/21
3B	2	1	7/22/19
HR	2	1	7/19/18
RBI	4	3	6/9/21
SB*	3	1	8/10/18
Hit Streak	14	1	6/26-7/17/19
OB Streak	29	1	5/29-7/17/19

\*- 4 multi-SB games

**Postseason:** Akron ('21), Great Lakes ('18-19), AZL Dodgers ('17).

**Personal:** Attended McLennan Community College (Waco, TX), same school as former Major League Clippers, Ryan Merritt (2015-18), Sean Henn (2005-06) and Jay Buhner (1987-88).

## CAREER STATISTICS

Year	Club	Class	G	AVG	AB	R	H	2B	3B	HR	RBI	BB	K	SB	CS	OBP	SLG	HBPSAC	SF	
17	AZL Dodgers	R	45	.181	127	24	23	8	1	1	14	20	28	9	1	.308	.283	5	0	4
18	Ogden	R	26	.312	93	28	29	9	1	5	17	15	28	6	3	.425	.591	4	0	1
	Great Lakes	A	28	.233	86	6	20	4	0	1	7	10	31	6	1	.323	.314	2	2	1
19	Great Lakes	A	88	.274	321	61	88	21	8	7	44	34	77	10	3	.359	.455	10	0	3
20	DNP																			
21	Akron	AA	70	.203	246	25	50	12	2	1	27	23	72	14	4	.281	.280	5	1	4
Minor League Totals			257	.241	873	144	210	54	12	15	109	102	236	45	12	.333	.381	26	3	13
Major League Totals			-	0	0	0	0	0	0	0	0	0	0	0	0	-	-	0	0	0



# NICK SANDLIN

# RHP

**BATS:** R**THROWS:** R**HT:** 5-11**WGT:** 175**BIRTHDATE:** 1/10/97 (25); Evans, GA**RESIDES:** Evans, GA**ACQUIRED:** Selected in the 2nd round (67th overall) of the 2018 draft

## Last Season

Started the season at the alternate training site, set to begin the year with Columbus... had contract purchased by Cleveland on 4/30... made Major League debut at Chicago (AL) on 5/1 (1.0IP, 1K)... did not allow a batter to reach through first 3G (4.1IP)... allowed runs in consecutive appearances vs. Chicago (NL) on 5/12 (1ER) and at Seattle on 5/15 (2ER)... threw a season high 32 pitches on 5/28 vs. Toronto (4th time topping 30 pitches in career, including minors)... from 5/31-6/19, made eight consecutive scoreless appearances (9.1IP, 1H, 4BB, 17K)... finally gave up a run at Chicago (NL) on 6/22, posting a 1.50ERA over 8G (6.0IP, 1ER) from 6/22-7/17... allowed 3ER on 7/20 at Houston (0.2IP) and 8/11 vs. Oakland (0.0IP) with OER in 8G (7.2IP) in between... **placed on the DL for the remainder of the season with a strained right shoulder on 8/12 (transferred to the 60-day DL on 9/24).**

## Career Notes

**Transactions:** Selected by Cleveland in the 2nd round (67th) of the 2018 draft... **2018-** AZL Indians (6/18-6/29), Lake County (6/30-7/31), Lynchburg (8/1-8/21), Akron (8/22-9/3)... **2019-** Akron (4/19-6/4), Columbus (6/5-9/2), **on the DL (6/30-9/2, strained right forearm; 8/21 surgery to repair stress fracture in right ulna)....** **2021-** Cleveland (4/30-10/3), **on the DL (8/12-10/3, strained right shoulder).**

**Recognition:** *Baseball America* (Cleveland: 2020- 29th; 2019- 24th).

**Highlights:** **2019-** had a 0.57ERA through first 13G (15.2IP, 9H, 2R, 1ER, 7BB, 26K), made Triple-A debut on 6/5 vs. Toledo (drafted less than a year before)... **2018-** did not allow run through first 7G of career (7.0IP, 4H, 12K), first career walk issued to 65th batter faced, posted a 1.27ERA through first 22G (21.1IP, 15H, 3R, 3ER, 2BB, 30K).

**Postseason:** Akron ('18).

**Personal:** Attended the University of Southern Mississippi... began career as a closer, but moved to the rotation in 2018, posting the best ERA in the NCAA (1.06).

## CAREER STATISTICS

Year	Club	Class	W-L	ERA	G	GS	CG	SHO	SV	SVO	IP	H	R	ER	HR	HB	BB	K	AVG
18	AZL Indians Red	R	0-0	0.00	3	0	0	0	0	0	3.0	2	0	0	0	0	0	4	.200
	Lake County	A	0-0	1.74	10	0	0	0	1	1	10.1	9	2	2	0	0	0	15	.237
	Lynchburg	A+	1-0	1.42	7	0	0	0	4	4	6.1	2	1	1	0	1	2	10	.091
	Akron	AA	1-0	10.38	5	0	0	0	0	0	4.1	8	5	5	0	1	1	7	.400
19	Akron	AA	0-0	1.56	15	0	0	0	2	4	17.1	13	4	3	2	3	8	27	.203
	Columbus	AAA	1-0	4.00	9	0	0	0	0	0	9.0	5	4	4	2	0	7	11	.172
20	DNP																		
21	Cleveland	MLB	1-1	2.94	34	0	0	0	0	1	33.2	21	15	11	2	4	17	48	.176
	Minor League Totals		3-0	2.68	49	0	0	0	7	9	50.1	39	16	15	4	5	18	74	.213
	Major League Totals		1-1	2.94	34	0	0	0	0	1	33.2	21	15	11	2	4	17	48	.176

# DANIEL SCHNEEMAN INF

**BATS:** R      **THROWS:** R  
**HT:** 6-0      **WGT:** 185  
**BIRTHDATE:** 1/23/97 (25); San Diego, CA  
**RESIDES:** Herriman, UT  
**ACQUIRED:** Selected in the 33rd round  
 (1,003rd overall) of the 2018 draft



## Last Season

Split the year with Lake County and Akron... went 2x3 with a HR (grand slam), 4RBI and 2SB on 6/23 at Great Lakes... transferred to Akron for the rest of the season on 6/29... went 6x11 with a double, 2HR and 6RBI over 3G from 7/1-7/3 vs. Bowie... was 2x14 with 2RBI (both hits and RBI came on 7/30 at Erie) over final 5G (7/27-7/31) before injuring right hand with check swing on 7/31 at Erie... **placed on the DL on 8/1, ultimately had season-ending surgery on right hand.**

## Career Notes

**Transactions:** Selected by Cleveland in the 33rd round (1,003rd) of the 2018 draft... **2018-** AZL Indians (6/18-8/31), Lake County (9/1-9/2)... **2019-** Lake County (4/26-9/2), **on the DL (5/14-6/1, injury; 7/23-8/1, strained left forearm)...**  
**2021-** Lake County (5/4-6/28), Akron (6/29-9/19), **on the DL (8/1-9/19, broken right hand).**

**Recognition:** Batter of the Week (2019- Midwest, 7/8-7/14).

**Highlights:** **2019-** doubled twice on 7/3 vs. Fort Wayne, went 4x4 (triple) with an RBI on 7/13 at Burlington, was 3x4 (double) with 4RBI on 8/12 vs. West Michigan, went 2x4 with 2RBI on 9/5 at Great Lakes in the Midwest League Playoffs... **2018-** hit .333 (7x21) with 2HR and 10RBI over 7G from 6/21-7/5.

**Postseason:** Lake County ('19), AZL Indians ('18).

**Personal:** Attended Brigham Young University.

Single Game Career Highs			
Stat	#	Times	Last Time
R	3	1	8/26/18
H	4	1	7/13/19
2B	2	1	7/3/19
RBI	4	2	6/23/21
SB	2	1	6/23/21
Hit Streak	6	4	8/25-8/30/19
OB Streak	10	2	6/25-7/5/19

## CAREER STATISTICS

Year Club	Class	G	AVG	AB	R	H	2B	3B	HR	RBI	BB	K	SB	CS	OBP	SLG	HBPSAC	SF	
18 AZL Indians	R	41	.206	136	29	28	8	1	3	14	22	37	2	0	.313	.346	0	1	2
Lake County	A	2	.000	7	1	0	0	0	0	0	4	0	0	0	.000	.000	0	0	0
19 Lake County	A	70	.287	230	26	66	10	2	2	30	25	50	6	4	.366	.374	5	0	2
20 DNP																			
21 Lake County	A+	26	.235	85	9	20	3	1	3	13	6	24	6	0	.283	.400	0	0	1
Akron	AA	25	.268	82	7	22	3	0	3	17	9	20	3	1	.348	.415	1	0	0
Minor League Totals		262	.252	540	72	136	24	4	11	74	62	135	17	5	.333	.372	6	1	5
Major League Totals		-	0	0	0	0	0	0	0	0	0	0	0	0	-	-	0	0	0





# ADAM SCOTT

# LHP

**BATS:** L**THROWS:** L**HT:** 6-4**WGT:** 230**BIRTHDATE:** 10/10/95 (26); Canandaigua, NY**RESIDES:** Nashville, TN**ACQUIRED:** Selected in the 4th round (133rd overall) of the 2018 draft

## Last Season

Started the season on the DL with Akron after straining right oblique during spring training... threw 35 pitches in a rehab start with the AZL Indians on 7/3 (2.2IP, 5ER)... activated on 7/8... got off to rough start with a 5.27ERA (13.2IP, 8ER) through first 4GS (7/10-7/28)... turned over a no-hit bid (5.0IP, 2BB, 5K) to the bullpen on 8/3 vs. Altoona (lost on first batter faced)... turned over a no-hit bid (6.0IP, 2BB, 8K) to the bullpen on 9/3 vs. Altoona (lost with two out in the 9th)... using no-hit starts as bookends, was 3-0 with a 1.65ERA (32.2IP, 18H, 8R, 6ER, 9BB, 40K) over 6GS from 8/3-9/3... named Eastern League Pitcher of the Week for 8/30-9/5... gave up 5ER in 2.2IP at Richmond on 9/9... sent to Columbus on 9/14 for the rest of the season... gave up 5ER in 3.0IP of Triple-A debut on 9/16 at Toledo.

## Career Notes

**Transactions:** Selected by Cleveland in the 4th round (133rd) of the 2018 draft... **2018-** AZL Indians (6/18-7/1), Mahoning Valley (7/2-8/1), Lake County (8/2-8/29), Lynchburg (8/30-9/3)... **2019-** Lynchburg (4/4-6/19), on the DL (5/10-5/20, blistered left thumb), Akron (6/20-9/2)... **2021-** Akron (5/4-9/13), on the DL (5/4-7/7, strained right oblique), rehab with AZL Indians (6/28-7/7), Columbus (9/14-10/3).

**Recognition:** Midseason All-Star (2019- Carolina)... Pitcher of the Week (2021- Eastern, 8/30-9/5).

**Highlights:** **2019-** had 11K (6.0IP) in win vs. Down East on 6/2, did not allow a run over 3GS from 6/25-7/5 (18.2IP, 11H, 4BB, 20K)... **2018-** did not allow a run through first 7G of career (14.1IP, 8H, 2BB, 24K), did not allow a run through final 4G of season (8.0IP, 4H, 4BB, 10K).

**Postseason:** Lynchburg ('18).

**Personal:** Attended Wofford College (Spartanburg, SC).

CAREER STATISTICS																			
Year	Club	Class	W-L	ERA	G	GS	CG	SHO	SV	SVO	IP	H	R	ER	HR	HB	BB	K	AVG
18	AZL Indians	R	1-0	0.00	4	0	0	0	0	0	7.1	4	0	0	0	0	1	14	.148
	Mahoning	SS	2-0	3.09	5	0	0	0	0	0	11.2	11	5	4	1	1	2	14	.244
	Lake County	A	0-1	2.45	5	0	0	0	0	0	11.0	10	3	3	1	0	1	15	.244
	Lynchburg	A+	0-0	0.00	2	0	0	0	0	0	4.0	3	0	0	0	1	4	4	.214
19	Lynchburg	A+	3-7	3.45	12	12	0	0	0	0	57.1	58	35	22	4	5	20	74	.258
	Akron	AA	4-6	3.94	14	14	0	0	0	0	75.1	70	36	33	9	6	21	74	.247
20	DNP																		
21	AZL Indians	R	0-1	16.88	1	1	0	0	0	0	2.2	5	5	5	2	0	2	5	.385
	Akron	AA	3-2	3.49	11	11	0	0	0	0	49.0	39	21	19	5	3	18	60	.215
	Columbus	AAA	0-3	6.00	3	3	0	0	0	0	12.0	12	9	8	2	0	10	12	.255
Minor League Totals			13-20	3.67	57	41	0	0	0	0	230.1	212	114	94	24	16	79	272	.242
Major League Totals			0-0	-	0	0	0	0	0	0	0.0	0	0	0	0	0	0	0	-



# TREVOR STEPHAN RHP

**BATS:** R

**THROWS:** R

**HT:** 6-5

**WGT:** 225

**BIRTHDATE:** 11/25/95 (26); Austin, TX

**RESIDES:** Magnolia, TX

**ACQUIRED:** Selected from New York (AL) in the Major League Rule 5 Draft on 12/10/20

## Last Season

Transitioned to the bullpen, spending the entire season with Cleveland... made Major League debut on 4/3 at Detroit (1.0IP, 1H, OR, OER, 1BB, 2K)... knocked around to a 6.52 (9.2IP, 7ER) in 6G (4/10-4/28) following debut, allowing 4HR to 46BF... settled down over next 12G (5/14-6/20), posting a 2.20ERA (16.1IP, 4ER)... struggled again from 6/22-9/3 (16G, 24.2IP, 17ER), but did have scoreless outings in win vs. Los Angeles (AL) on 8/20 (3.0IP, 1H, 2K) and first career save on 9/1 at Kansas City (1.0IP, 2K)... allowed just 3ER over final 8G of the year (11.2IP, 3ER)... on the season, allowed 15HR to 282BF in the Majors (15HR to 1,006BF in minor league career).

## Career Notes

**Transactions:** Selected by Boston in the 18th round of the 2016 draft, did not sign... selected by New York (AL) in the 3rd round (92nd) of the 2017 draft... **2017-** GCL Yankees (6/28-6/30), Staten Island (7/1-9/7)... **2018-** Tampa (4/5-5/21), Trenton (5/22-9/3)... **2019-** Trenton (4/4-6/21, 8/14-9/2), on the DL (4/24-5/16, sore back; 8/20-9/2, sore back), Tampa (6/22-8/13)... **2020-** selected by Cleveland from New York (AL) in the Major League phase of the Rule 5 draft on 12/10/20... **2021-** Cleveland (4/1-10/3).

**Recognition:** Midseason All-Star (2018- Florida)... Pitcher of the Week (2018- Florida, 7/22-7/28)... *Baseball America* (New York-AL: 2019- 19th; 2018- 18th).

**Highlights:** **2019-** tossed a no-hitter vs. Jupiter on 7/26/19 (7.0IP, 9K), ended season with 0.68ERA (26.2IP, 23H, 3R, 2ER, 4BB, 33K) in last 5G (including no-hitter)... **2018-** back to back scoreless starts on 4/11 at St. Lucie (6.0IP, 3H, 7K) and 4/18 vs. Daytona Beach (6.0IP, 2H, 2BB, 8K), won CG vs. Dunedin on 5/15 (7.0IP, 5H, 2R, 2ER, 0BB, 11K), gave up 1ER over 3GS (15.2IP) from 5/29-6/12... **2017-** had a 1.11ERA (24.1IP, 10H, 5R, 3ER, 3BB, 34K) over final 7G, pitched once in the New York-Penn League Playoffs (3.2IP, 2BB, 2K).

**Postseason:** Staten Island ('17).

**Personal:** Attended the University of Arkansas, following two years at Hill College in Texas.

## CAREER STATISTICS

Year	Club	Class	W-L	ERA	G	GS	CG	SHO	SV	SVO	IP	H	R	ER	HR	HB	BB	K	AVG
17	GCL Yankees	R	0-0	0.00	1	1	0	0	0	0	2.0	0	0	0	0	0	0	1	.000
	Staten Island	SS	1-1	1.39	10	9	0	0	0	0	32.1	20	7	5	0	4	6	43	.177
18	Tampa	A+	3-1	1.98	7	7	1	0	0	0	41.0	23	9	9	5	7	9	49	.160
	Trenton	AA	3-8	4.54	17	17	0	0	0	0	83.1	80	43	42	5	14	29	91	.253
19	Trenton	AA	2-4	5.24	12	12	0	0	0	0	46.1	51	29	27	3	4	24	57	.274
	Tampa	A+	2-3	4.01	8	7	1	1	0	0	33.2	35	17	15	2	3	5	34	.271
20	DNP																		
21	Cleveland	MLB	3-1	4.41	43	0	0	0	1	1	63.1	58	32	31	15	3	31	75	.235
	Minor League Totals		11-17	3.70	55	53	2	1	0	0	238.2	209	105	98	15	32	73	275	.234
	Major League Totals		3-1	4.41	43	0	0	0	1	1	63.1	58	32	31	15	3	31	75	.235

# MITCHELL TOLMAN INF

**BATS:** L      **THROWS:** R  
**HT:** 5-10      **WGT:** 195  
**BIRTHDATE:** 6/8/94 (27); Irvine, CA  
**RESIDES:** Aubrey, TX  
**ACQUIRED:** Signed as a minor league free agent on 3/14/22



## Last Season

Began the season with Sacramento... had three straight multi-hit games to start the year, including a grand slam, 4RBI game on 5/8 at Las Vegas... had a 7G hit streak (.333, 9x27, 6XBH, 3HR) from 5/18-5/28, including back to back games with a HR on 5/22 and 5/23 vs. Reno... hit a grand slam at Tacoma on 6/10... went 3x20 over 8G from 6/11-6/24 (all hits on 6/18 vs. Salt Lake)... batted .315 (20x64) over 15G from 6/27-7/17, including a 4RBI game on 7/11 at Salt Lake... transferred to Richmond for the rest of the season on 8/2... scored in six straight from 8/8-8/15... hit .185 (5x27) over final 9G of the year.

## Career Notes

**Transactions:** Selected by Pittsburgh in the 7th round (217th) of the 2015 draft... **2015-** West Virginia (6/19-9/7)... **2016-** West Virginia (4/7-9/5)... **2017-** Bradenton (4/6-9/1), Altoona (9/2-9/4)... **2018-** Bradenton (6/2-9/3)... **2019-** Altoona (4/4-8/15), Indianapolis (8/16-9/2)... **2020-** signed by New York (NL) as a minor league free agent on 11/4/20... selected by San Francisco from New York (NL) in the minor league phase of the Rule 5 Draft... **2021-** Sacramento (5/4-8/1), Richmond (8/2-9/19)... **2022-** signed by Cleveland as a minor league free agent on 3/19/22.

## Single Game Career Highs

Stat	#	Times	Last Time
R	4	3	5/4/17
H	5	1	6/29/17
2B	2	7	6/27/21
HR	2	3	8/21/19
RBI	5	1	5/23/17
SB	2	4	6/26/19
Hit Streak	12	1	7/1-7/14/17
OB Streak	28	1	5/19-6/24/16

**Recognition:** Batter of the Week (2016- South Atlantic, 6/27-7/3).

**Highlights:** **2019-** 4x4 (double, RBI) on 5/30 at Trenton, 2HR (2RBI) on 8/21 at Toledo... **2018-** 4x5 (double) on 6/3 vs. Charlotte... **2017-** 3x5 (triple, HR) with 5RBI on 5/23 vs. St. Lucie, 5x5 (double, 2RBI) on 6/29 vs. Dunedin, 12G hit streak from 7/1-7/14 (.333, 17x51), 2HR and 4RBI on 8/23 at Daytona, walk-off 3-run HR on 9/4 vs. Harrisburg (clinched West Division), 8x24 with 3RBI in the Eastern League Playoffs... **2016-** 4x4 (HR, 2RBI) on 6/27 vs. Lexington, 2HR (3RBI) on 6/30 vs. Columbia, 10G hit streak from 8/9-8/19 (.421, 16x38)... **2015-** hit .420 (21x50) over last 12G of the season, hit .348 (8x23) in the New York-Penn League Playoffs.

**Postseason:** Altoona ('17), West Virginia ('15), Glendale (AFL, '17).

**Personal:** Attended the University of Oregon.

## CAREER STATISTICS

Year	Club	Class	G	AVG	AB	R	H	2B	3B	HR	RBI	BB	K	SB	CS	OBP	SLG	HBPS	AC	SF
15	West Virginia	SS	63	.304	224	32	68	16	4	0	23	33	38	2	7	.407	.411	8	7	3
16	West Virginia	A	119	.265	434	65	115	20	1	8	48	71	68	10	13	.370	.371	6	5	8
17	Bradenton	A+	115	.267	415	66	111	19	3	9	62	58	85	14	5	.364	.393	7	10	4
	Altoona	AA	3	.222	9	1	2	1	0	1	5	0	2	0	0	.200	.667	0	1	1
18	Bradenton	A+	68	.250	240	28	60	16	1	2	17	37	77	7	3	.359	.350	5	1	2
19	Altoona	AA	116	.254	401	56	102	18	3	4	32	47	100	10	5	.340	.344	6	4	2
	Indianapolis	AAA	12	.273	33	7	9	2	1	2	4	5	7	0	0	.368	.576	0	0	0
20	DNP																			
21	Sacramento	AAA	63	.263	213	33	56	12	3	9	33	18	57	3	2	.340	.474	8	2	2
	Richmond	AA	24	.253	83	15	21	4	1	1	9	10	22	1	1	.354	.361	4	0	2
Minor League Totals			583	.265	2052	303	544	108	17	36	233	279	456	47	36	.361	.387	44	30	24
Major League Totals			-	0	0	0	0	0	0	0	0	0	0	0	0	-	-	0	0	0



# TANNER TULLY

# LHP

**BATS:** L**THROWS:** L**HT:** 6-1**WGT:** 201**BIRTHDATE:** 11/30/94 (27); Elkhart, IN**RESIDES:** Bristol, IN**ACQUIRED:** Selected in the 26th round (782nd overall) of the 2016 draft

## Last Season

Started the year with Akron... following season opening win vs. Binghamton on 5/6 (5.0IP, 5H, 1R, 1ER, 1BB, 5K), gave up 5ER in each of next 2GS... transferred to Columbus on 5/25, posting a 6.91ERA (14.1IP, 11ER) before getting sent back to Akron on 6/8... pitched well in first 4G back with Akron (21.1IP, 7ER), before going on a tear from 7/4-9/8 that saw 13 consecutive games with 1ER or fewer... hot streak produced MiLB best 0.86ERA (52.1IP, 48H, 7R, 5ER, 8BB, 48K) and included 3G after transfer to Columbus on 8/26 (12.0IP, 7H, 2R, 1ER, 1BB, 9K)... ended season with three straight multi-ER outings (12.2IP, 10ER)... following the season, pitched for Scottsdale in the Arizona Fall League (20.0IP, 27H, 19R, 18ER, 7BB, 15K).

## Career Notes

**Transactions:** Selected by Cleveland in the 26th round (782nd) of the 2016 draft... **2016-** Mahoning Valley (6/28-9/5)... **2017-** Lake County (4/6-6/15, 6/18-7/19, 7/21-7/24), Akron (6/16-6/17, 7/20, 7/25), Lynchburg (7/26-8/29, 9/1-9/4), Columbus (8/30-8/31)... **2018-** Lynchburg (4/5-9/3)... **2019-** Akron (4/4-6/30, 7/10-7/12, 7/16-9/2), Columbus (7/1-7/9, 7/13-7/15)... **2021-** Akron (5/4-5/24, 6/8-8/25), Columbus (5/25-6/7, 8/26-10/3).

**Recognition:** Midseason All-Star (2016- New York-Penn).

**Highlights:** **2019-** had a 1.96ERA through 4GS from 5/7-5/24 (23.0IP, 26H, 10R, 5ER, 3BB, 12K), ended season with 1.38ERA in final 2GS (13.0IP, 12H, 2R, 2ER, 1BB, 7K)... **2018-** ended year with a CG win at Salem on 9/1 (7.0IP, 5H, 3R, 2ER, 1BB, 3K)... **2017-** had 0.54ERA through first 4GS (16.2IP, 13H, 3R, 1ER, 1BB, 17K), notched CG win vs. Bowling Green on 7/1 (7.0IP, 6H, 2R, 1ER, 1BB, 3K), recorded career best 8.0IP on 8/5 vs. Down East (86 pitches)... **2016-** had a 1.20ERA in 7GS (30.0IP, 21H, 5R, 4ER, 5BB, 20K).

**Postseason:** Lynchburg ('18), Scottsdale (AFL, '21).

**Personal:** Attended The Ohio State University... married to former OSU volleyball player, Taylor Hughes (2016 AVCA All-American, Honorable Mention).

## CAREER STATISTICS

Year	Club	Class	W-L	ERA	G	GS	CG	SHO	SV	SVO	IP	H	R	ER	HR	HB	BB	K	AVG
16	Mahoning	SS	4-1	1.17	13	7	0	0	0	0	46.0	32	11	6	0	4	9	26	.192
17	Lake County	A	4-6	3.16	16	8	1	0	1	3	77.0	73	37	27	10	5	10	76	.243
	Lynchburg	A+	0-3	4.94	5	3	0	0	1	1	23.2	22	18	13	2	1	6	12	.250
	Akron	AA	1-1	4.32	3	3	0	0	0	0	16.2	25	12	8	2	0	5	4	.357
	Columbus	AAA	1-0	3.86	1	1	0	0	0	0	7.0	8	3	3	0	0	1	3	.286
18	Lynchburg	A+	6-11	4.47	26	26	2	0	0	0	147.0	176	87	73	17	2	20	109	.297
19	Akron	AA	8-11	4.38	23	23	0	0	0	0	129.1	155	71	63	9	4	27	75	.298
	Columbus	AAA	1-1	4.91	3	3	0	0	0	0	14.2	15	8	8	2	0	2	14	.263
20	DNP																		
21	Akron	AA	6-3	2.68	17	12	0	0	1	1	74.0	81	26	22	6	5	18	64	.277
	Columbus	AAA	0-3	5.08	9	6	0	0	0	0	39.0	42	23	22	4	0	14	33	.273
Minor League Totals			31-40	3.84	116	92	3	0	3	5	574.1	629	296	245	52	21	112	416	.277
Major League Totals			0-0	-	0	0	0	0	0	0	0.0	0	0	0	0	0	0	0	-







# ALEX YOUNG

# LHP

**BATS:** L**THROWS:** L**HT:** 6-3**WGT:** 220**BIRTHDATE:** 9/9/93 (28); Westlake, OH**RESIDES:** Fort Worth, TX**ACQUIRED:** Claimed off waivers from Arizona on 7/26/21

## Last Season

Made the opening day roster for Arizona... allowed 3ER through first 12G (10.2IP), but took the loss in each of 3G with an ER... ranged from 1-31 pitches in first 25G, then threw 57 in relief on 6/8 at Oakland (3.0IP)... made a pair of starts from 6/15-6/20 (7.0IP, 8ER; 127 pitches over 2GS)... allowed 6ER in 3.0IP (69 pitches) at St. Louis on 6/28 and was optioned to Reno on 6/29... made a pair of relief appearances (2.0IP each), was recalled on 7/9 and pitched once (3.0IP, 4ER) before getting optioned on 7/20 (DFA'd on 7/21)... claimed off waivers by Cleveland on 7/26 and assigned to Columbus... appeared in 5G (5.2IP, 4ER) from 7/30-8/10 and was recalled to Cleveland on 8/12... allowed at least 1ER in half of 10G with Cleveland and was optioned on 9/17 (appeared in 3G over final two weeks).

## Career Notes

**Transactions:** Selected by Arizona in the 2nd round (43rd) of the 2015 draft... **2015-** AZL Diamondbacks (7/10-8/5), Hillsboro (8/6-9/6)... **2016-** Kane County (4/7-7/1), **on the DL (4/24-5/30, strained left forearm)**, Visalia (7/2-9/5)... **2017-** Jackson (4/6-9/4)... **2018-** Jackson (4/5-5/18), Reno (5/30-9/3)... **2019-** Reno (4/4-6/26), Arizona (6/27-9/29)... **2020-** Arizona (7/24-9/27)... **2021-** Arizona (4/1-6/28, 7/9-7/19), Reno (6/29-7/8, 7/20)... **claimed by Cleveland off waivers from Arizona on 7/26/21**... Columbus (7/26-8/11, 9/17-10/3), Cleveland (8/12-9/16).

**Recognition:** Pitcher of the Week (2016- California, 8/1-8/7)... *Baseball America* (Arizona: 2017- 11th; 2016- 7th, Best Slider).

**Highlights:** **2020-** got win with 5.1IP (2ER) of relief on 9/11 vs. Seattle... **2019-** Major League debut on 6/27 at San Francisco (W, 5.0IP, 3H, 1R, 1ER, 1BB, 5K), took no-hitter to 7th (1BB, 3K) vs. Colorado on 7/7 (bullpen lost it to lead off 7th), recorded 12K at Cincinnati on 9/7 (W, 8.0IP, 2H, 0R, 0ER, 1BB)... **2018-** hit 8.0IP in win at Pensacola on 5/18 (3H, 2BB, 7K), ... **2017-** had 8QS in last 10GS (2.49ERA)... **2016-** had 0.00ERA (21.0IP) over 3GS from 7/31-8/10 (9-inning CG vs. Inland Empire on 8/5).

**Postseason:** Visalia ('16), Hillsboro ('15).

**Personal:** Attended Texas Christian University (2013-15).

CAREER STATISTICS																			
Year	Club	Class	W-L	ERA	G	GS	CG	SHO	SV	SVO	IP	H	R	ER	HR	HB	BB	K	AVG
15	AZL Dbacks	R	0-0	0.00	1	1	0	0	0	0	1.0	0	0	0	0	0	0	1	.000
	Hillsboro	SS	0-0	1.50	6	1	0	0	0	1	6.0	5	1	1	0	0	1	5	.238
16	Kane County	A	3-1	2.16	9	9	1	1	0	0	50.0	39	14	12	1	2	16	37	.217
	Visalia	A+	2-7	4.59	12	11	1	0	0	0	68.2	79	41	35	10	2	21	56	.289
17	Jackson	AA	9-9	3.68	27	24	0	0	0	0	137.0	125	67	56	12	10	58	103	.245
18	Jackson	AA	5-1	3.91	9	9	0	0	0	0	50.2	49	24	22	3	1	16	48	.258
	Reno	AAA	5-4	5.96	20	12	0	0	0	2	80.0	99	56	53	12	1	23	61	.303
19	Reno	AAA	4-3	6.09	20	8	0	0	0	0	54.2	66	38	37	6	1	26	64	.292
	Arizona	MLB	7-5	3.56	17	15	0	0	0	0	83.1	72	40	33	14	4	27	71	.229
20	Arizona	MLB	2-4	5.44	15	7	0	0	0	0	46.1	51	30	28	11	1	14	39	.277
21	Reno	AAA	1-0	4.50	2	0	0	0	0	0	4.0	5	2	2	0	1	0	5	.313
	Arizona	MLB	2-6	6.26	30	2	0	0	0	2	41.2	50	34	29	11	1	20	38	.298
	Columbus	AAA	0-0	5.00	8	0	0	0	0	0	9.0	8	5	5	1	0	4	7	.250
	Cleveland	MLB	0-0	7.84	10	0	0	0	0	0	10.1	15	9	9	1	2	7	5	.341
Minor League Totals			29-25	4.35	114	75	2	1	1	3	461.0	475	248	223	45	18	165	387	.267
Major League Totals			11-15	4.90	72	24	0	0	0	2	181.2	188	113	99	37	8	68	153	.264

Are you ready  
for what's next?  
**We Are.**

Proud Sponsor of the  
Columbus Clippers

**Spectrum**   
THINK FORWARD



# What Will You Do With **Your Savings?**

Learn about our energy efficiency programs  
and save for what's most important to you.

START SAVING AT  
[ColumbiaGasOhio.com/SAVINGMATTERS](https://ColumbiaGasOhio.com/SAVINGMATTERS)



**Columbia Gas**<sup>®</sup>  
A NiSource Company



# PLAYER DEVELOPMENT

The #1 ranked prospect in 2021, Triston McKenzie bounced back and forth between Columbus and the Majors, posting a 2.95ERA with the Clippers.



## ORGANIZATION OVERVIEW

### 2021 STANDINGS

Class	Team	League	W	L	PCT	Finish (of)	Manager
Majors	Cleveland	American	80	82	.494	8th (15)	Terry Francona
Triple-A	Columbus	International	59	68	.465	10th (14)	Andy Tracy
Double-A	Akron	Eastern	73	46	.613	1st (12)*	Rouglas Odor
Advanced-A	Lake County	Midwest	65	55	.542	t3rd (12)	Greg DiCenzo
Low-A	Lynchburg	Carolina	58	62	.483	7th (12)	Dennis Malave
Rookie	AZL Indians	Arizona	35	23	.603	3rd (18)^	Jerry Owens

\* - League Champs, ^Division Champs

### ORGANIZATIONAL BATTING LEADERS

Batter	Average (min. 378PA)							Homeruns		RBI	
	Avg.	G	AB	R	H	HR	RBI				
Kwan, Steven	.328	77	296	65	97	12	44	Gonzalez, Oscar	31	Gonzalez, Oscar	83
Palacios, Richard	.297	103	357	72	106	7	48	Noel, Jhonkensy	19	Noel, Jhonkensy	65
Gonzalez, Oscar	.293	121	478	70	140	31	83	Valera, George	19	Valera, George	65
Marabell, Connor	.291	99	337	41	98	8	49	Benson, Will	17	Rocchio, Brayan	63
Lavastida, Bryan	.289	84	287	50	83	9	51	2 tied	16	Monaterio, A.	61
Rodriguez, J.	.288	83	299	38	86	7	44	Doubles		Triples	
Monasterio, A.	.287	107	376	72	108	8	61	Palacios, Richard	33	Benson, Will	6
Brennan, Will	.286	102	388	70	111	6	50	Arias, Gabriel	29	Halpin, Petey	6
Arias, Gabriel	.284	115	436	64	124	13	55	Brennan, Will	28	Martinez, Angel	6
Tena, Jose	.281	107	413	58	116	16	58	3 tied	26	3 tied	5

Runs		Stolen Bases		Slugging Percentage		On Base Percentage	
Rocchio, Brayan	79	Rocchio, Brayan	21	Gonzalez, Oscar	.542	Kwan, Steven	.407
Monasterio, A.	72	Palacios, Richard	20	Kwan, Steven	.527	Valera, George	.405
Palacios, Richard	72	Cairo, Christian	19	Valera, George	.505	Palacios, Richard	.404
3 tied	70	Holmes, Quentin	17	Palacios, Richard	.471	Lavastida, Bryan	.380
		2 tied	16	Tena, Jose	.467	Monasterio, A.	.371

### ORGANIZATIONAL PITCHING LEADERS

Pitcher	ERA (min. 88.0IP)						Wins		Saves	
	ERA	W-L	IP	H	BB	K				
Allen, Logan T.	2.26	9-0	111.1	77	26	143	Hillman, Juan	10	Ramirez, Jerson	17
Curry, Xzavion	2.30	8-1	97.2	71	16	123	Allen, Logan T.	9	Mikolajchak, N.	8
Ponticelli, T.	2.96	7-5	91.1	75	33	82	Coulter, Kevin	9	Kelly, Kevin	7
Tully, Tanner	3.50	6-6	113.0	123	32	97	McCarty, Kirk	9	Johnson, DJ	6
Espino, Daniel	3.73	3-8	91.2	64	39	152	4 tied	8	Stephens, Jordan	6
Hillman, Juan	3.94	10-4	109.2	115	34	87	Innings Pitched		Strikeouts	
Gaddis, Hunter	4.16	4-11	97.1	83	28	127	McCarty, Kirk	124.0	Espino, Daniel	152
Jones, Jordan	4.63	3-10	89.1	93	43	82	Tully, Tanner	113.0	Allen, Logan T.	143
Hickman, Mason	4.88	8-8	97.2	89	37	110	Allen, Logan T.	111.1	Gaddis, Hunter	127
McCarty, Kirk	5.01	9-6	124.0	117	44	104	Hillman, Juan	109.2	Curry, Xzavion	123
							2 tied	97.2	Arias-Bautista, J.	111

Strikeouts/Walks		WHIP		Average		Games	
Curry, Xzavion	7.7	Curry, Xzavion	0.89	Espino, Daniel	.192	Angulo, Argenis	48
Allen, Logan T.	5.5	Allen, Logan T.	0.93	Allen, Logan T.	.193	Gomez, Yapson	47
Gaddis, Hunter	4.5	Espino, Daniel	1.12	Curry, Xzavion	.196	Martinez, Henry	47
Espino, Daniel	3.9	Gaddis, Hunter	1.14	Gaddis, Hunter	.222	Siri, Dalbert	46
Tully, Tanner	3.0	Ponticelli, T.	1.18	Ponticelli, T.	.226	Teaney, Jonathan	46

## PROSPECT WATCH


### TOP 30 PROSPECTS BY *BASEBALL AMERICA*

1. SS Tyler Freeman <sup>AA</sup>	16. C Bryan Lavastida <sup>AAA</sup>
2. RHP Daniel Espino <sup>A+</sup>	17. SS Carson Tucker <sup>R</sup>
3. SS Brayan Rocchio <sup>AA</sup>	18. 3B Gabriel Rodriguez <sup>A</sup>
4. OF George Valera <sup>AA</sup>	19. RHP Ethan Hankins <sup>A</sup>
5. SS Gabriel Arias <sup>AAA</sup>	20. CI Jhonkensy Noel <sup>A+</sup>
6. 3B Nolan Jones <sup>AAA</sup>	21. LHP Doug Nikhazy <sup>---</sup>
7. C Bo Naylor <sup>AA</sup>	22. OF Petey Halpin <sup>A</sup>
8. RHP Gavin Williams <sup>---</sup>	23. RHP Tobias Myers <sup>AAA</sup>
9. LHP Logan T. Allen <sup>AA</sup>	24. INF Ernie Clement <sup>MLB</sup>
10. SS Angel Martinez <sup>A</sup>	25. 2B Aaron Bracho <sup>A+</sup>
11. MI Jose Tena <sup>A+</sup>	26. RHP Carlos Vargas <sup>R</sup>
12. RHP Tanner Burns <sup>A+</sup>	27. OF Steven Kwan <sup>AAA</sup>
13. 2B Richie Palacios <sup>AAA</sup>	28. RHP Xzavion Curry <sup>AA</sup>
14. RHP Peyton Battenfield <sup>AA</sup>	29. RHP Tommy Mace <sup>---</sup>
15. RHP Cody Morris <sup>AAA</sup>	30. LHP Konnor Pilkington <sup>AA</sup>

### BEST TOOLS BY *BASEBALL AMERICA*


Hitter for Average	Tyler Freeman
Power Hitter	Jhonesky Noel
Strike Zone Discipline	Richie Palacios
Fastest Baserunner	Quentin Holmes
Athlete	Will Benson
Fastball	Daniel Espino
Curveball	Gavin Williams
Slider	Daniel Espino
Changeup	Logan T. Allen
Control	Peyton Battenfield
Defensive Catcher	Bo Naylor
Defensive Infielder	Brayan Rocchio
Infield Arm	Gabriel Arias
Defensive Outfielder	Steve Kwan
Outfield Arm	Jonathan Rodriguez

### Past Prospects




**Triston McKenzie (#1, 2021)**

McKenzie found his stride late in 2021, putting up five straight QS in August-September.



**Shane Bieber (#5, 2018)**

Bieber missed most of 2021 due to injury but had 110K in his first 10GS.




**Jesus Aguilar (#18, 2015)**

Aguilar hit 22HR with 93RBI for the Marlins before missing the last month of 2021 (knee).



**Jose Ramirez (#9, 2014)**

Ramirez earned an All-Star nod in 2021, finishing 6th in the MVP voting (4th top 10 finish).



**Michael Brantley (#9, 2009)**

Brantley hit .311 in 2021, his 4th straight season batting above .300 (6th overall).



**Robinson Cano (#2, 2005)**

Cano enters the 2022 season as MLB's active leader in games played at second base.



# CLEVELAND GUARDIANS

2401 Ontario Street  
Cleveland, OH 44115  
Phone: (216) 420-4200  
Fax: (216) 420-4396  
cleguardians.com

**President:** Chris Antonetti  
**General Manager:** Mike Chernoff  
**PR/Media Contact:** Bart Swain  
**First Season:** 1901  
**League:** American League  
**2022 Season:** April 7 - October 5



Terry Francona

**Manager:** Terry Francona (10th year, 753-601)  
**Pitching Coach:** Carl Willis (5th year)  
**Asst. Pitching Coach:** Joe Torres (1st year)  
**Hitting Coach:** Chris Valaika (1st year)  
**Asst. Hitting Coach:** Victor Rodriguez (5th year)

## 2021 STANDINGS

EAST	W	L	PCT	GB
Tampa Bay*	100	62	.617	-
Boston <sup>WC</sup>	92	70	.568	8.0
New York <sup>WC</sup>	92	70	.568	8.0
Toronto	91	71	.562	9.0
Baltimore	52	110	.321	48.0

CENTRAL	W	L	PCT	GB
Chicago*	93	69	.574	-
<b>Cleveland</b>	<b>80</b>	<b>82</b>	<b>.494</b>	<b>13.0</b>
Detroit	77	85	.475	16.0
Kansas City	74	88	.457	19.0
Minnesota	73	89	.451	20.0

WEST	W	L	PCT	GB
Houston*	95	67	.586	-
Seattle	90	72	.556	5.0
Oakland	86	76	.531	9.0
Los Angeles	77	85	.475	18.0
Texas	60	102	.370	35.0

\* Division Winner, WC- Wild Card Winner

## Progressive Field



Opened: 1994  
Surface: Grass  
Capacity: 43,545  
Dimensions: LF-325, CF-405, RF-325

## 2022 Field Staff

**Bench Coach:** DeMarlo Hale (2nd year)  
**Bullpen Coach:** Brian Sweeney (3rd year)  
**First Base Coach:** Sandy Alomar (13th year)  
**Third Base Coach:** Mike Sarbaugh (10th year)  
**Staff Assistant:** Armando Camacaro (13th year)  
**Staff Assistant:** Kyle Hudson (3rd year)  
**Staff Assistant:** Ricky Pacione (9th year)  
**Staff Assistant:** Justin Toole (3rd year)  
**Head Trainer:** James Quinlan (9th year)

## SCOUTING AND PLAYER DEVELOPMENT

**Executive VP, Assistant GM:** Matt Forman  
**Assistant GM:** Sky Andrecheck  
**Assistant GM:** Eric Binder  
**Assistant GM:** James Harris  
**Senior VP, Scouting:** Paul Gillispie  
**Senior VP, Player Acquisitions:** Victor Wang  
**VP, Baseball Operations:** Alex Merberg

## COMMUNICATIONS

**Director, Baseball Information:** Bart Swain  
**Director, Communications:** Court Berry-Tripp  
**Manager, Communications:** Austin Controulis

# CLEVELAND INDIANS

BATTERS	AVG	G	AB	R	H	2B	3B	HR	RBI	BB	K	SB	CS	OBP	SLG	SF	SAC	HBP	DP
Bauers, J	.190	43	100	7	19	3	0	2	6	12	27	0	1	.277	.280	0	0	0	0
Bradley, B	.208	74	245	36	51	10	0	16	41	25	99	0	0	.294	.445	3	0	6	3
Chang, Y	.228	89	237	32	54	14	3	9	39	11	69	1	0	.267	.426	1	0	2	4
Clement, E	.231	40	121	16	28	4	0	3	9	7	19	0	1	.285	.339	0	3	2	3
Gamel, B	.071	11	14	1	1	1	0	0	0	3	6	0	0	.235	.143	0	0	0	1
Giménez, A	.218	68	188	23	41	10	0	5	16	11	54	11	0	.282	.351	3	1	7	1
Hedges, A	.178	88	286	32	51	7	0	10	31	15	87	1	0	.220	.308	3	7	1	7
Hernández, C	.231	96	376	60	87	17	2	18	47	38	90	0	0	.307	.431	2	0	4	6
Johnson, D	.221	30	77	9	17	0	0	4	5	4	27	1	0	.259	.377	0	0	0	0
Lavarney, R	.250	9	28	2	7	3	0	0	0	1	10	0	0	.276	.357	0	1	0	0
Luplow, J	.173	36	98	12	17	5	0	7	20	21	31	0	2	.331	.439	0	0	2	1
Mercado, O	.224	72	214	27	48	11	1	6	19	21	42	7	1	.300	.369	0	1	2	1
Miller, O	.204	60	191	17	39	8	0	4	18	9	54	2	0	.243	.309	1	0	1	7
Naylor, J	.253	69	233	28	59	13	0	7	21	14	45	1	0	.301	.399	0	0	2	7
Pérez, R	.149	44	141	13	21	3	0	7	17	17	56	1	0	.245	.319	0	2	1	1
Ramírez, H	.268	99	339	33	91	21	1	7	41	14	56	3	1	.305	.398	3	0	5	10
Ramírez, J	.266	152	552	111	147	32	5	36	103	72	87	27	4	.355	.538	5	0	7	13
Ramos, W	.226	9	31	3	7	0	0	2	7	3	7	0	0	.286	.419	1	0	0	1
Reyes, F	.254	115	418	57	106	18	2	30	85	43	149	4	1	.324	.522	3	0	2	13
Rivera, R	.236	21	55	6	13	3	0	2	9	4	24	0	0	.300	.400	0	3	1	2
Rosario, A	.282	141	550	77	155	25	6	11	57	31	120	13	0	.321	.409	4	0	3	12
Rosario, E	.254	78	283	29	72	15	1	7	46	17	47	9	2	.296	.389	3	2	1	3
Straw, M	.285	60	239	42	68	16	0	2	14	29	50	13	1	.362	.377	0	0	0	6
Zimmer, B	.227	99	299	44	68	9	1	8	35	30	122	15	3	.325	.344	4	0	15	3
Team Total	.238	162	5332	717	1269	248	22	203	686	453	1387	109	17	.303	.407	36	20	64	105

PITCHERS	W-L	ERA	G	GS	CG	SHO	SV	SVO	IP	H	R	ER	HR	HB	BB	K	AVG
Allen, L	2-7	6.26	14	11	0	0	0	0	50.1	58	39	35	12	4	17	37	.291
Bieber, S	7-4	3.17	16	16	0	0	0	0	96.2	84	36	34	11	4	33	134	.229
Civale, A	12-5	3.84	21	21	0	0	0	0	124.1	108	56	53	23	4	31	99	.236
Clase, E	4-5	1.29	71	0	0	0	24	29	69.2	51	18	10	2	0	16	74	.195
Garza, J	2-1	4.71	21	0	0	0	0	1	28.2	27	16	15	5	0	18	29	.250
Gose, A	0-0	1.35	6	0	0	0	0	0	6.2	2	1	1	0	0	2	9	.091
Hentges, S	1-4	6.68	30	12	0	0	0	0	68.2	90	54	51	10	0	32	68	.318
Johnson, DJ	0-0	5.40	1	0	0	0	0	0	1.2	2	1	1	0	0	0	3	.286
Karinchak, J	7-4	4.07	60	0	0	0	11	16	55.1	35	27	25	9	2	32	78	.176
Maton, P	2-0	4.57	38	1	0	0	0	1	41.1	36	21	21	4	3	20	61	.237
McKenzie, T	5-9	4.95	25	24	0	0	0	0	120.0	84	66	66	21	3	58	136	.194
Mejía, J	1-7	8.25	17	11	0	0	0	0	52.1	60	48	48	13	3	24	47	.286
Morgan, E	5-7	5.34	18	18	0	0	0	0	89.1	90	54	53	20	4	22	81	.259
Nelson, K	0-0	9.31	10	0	0	0	0	0	9.2	10	10	10	0	2	8	8	.256
Parker, B	2-1	3.09	47	0	0	0	0	0	43.2	43	15	15	5	2	14	37	.257
Perez, F	0-0	4.05	4	0	0	0	0	0	6.2	6	3	3	0	0	3	5	.250
Pérez, O	0-1	0.00	5	0	0	0	0	0	3.2	5	1	0	0	0	1	4	.294
Plesac, Z	10-6	4.67	25	25	0	0	0	0	142.2	137	79	74	23	7	34	100	.248
Quantrill, C	8-3	2.89	40	22	0	0	0	0	149.2	129	55	48	16	9	47	121	.234
Sandlin, N	1-1	2.94	34	0	0	0	0	1	33.2	21	15	11	2	4	17	48	.176
Shaw, B	6-7	3.49	81	0	0	0	2	8	77.1	69	33	30	10	1	38	71	.235
Stephan, T	3-1	4.41	43	0	0	0	1	1	63.1	58	32	31	15	3	31	75	.235
Wittgren, N	2-9	5.05	60	1	0	0	1	1	62.1	61	38	35	13	2	17	61	.261
Young, A	0-0	7.84	10	0	0	0	0	0	10.1	15	9	9	1	2	7	5	.341
Team Total	80-82	4.34	162	162	0	9	39	58	1408.0	1281	727	679	216	59	522	1391	.240

# AKRON RUBBERDUCKS

300 South Main Street • Akron, OH 44308

(330) 253-5151 • akronrubberducks.com

Media Contact:

Jimmy Farmer

Radio:

Marco LaNave



Ballpark:

Canal Park (1997)

Capacity:

7,630

Dimensions:

LF-331, CF-400, RF-337

Last Season:

73-46 (1st, EL West)

League Titles:

6 (2021)

Affiliated Since: 1989



## 2022 Field Staff

**Manager:**

Rouglas Odor (3rd year, 134-125)

**Pitching Coach:**

Owen Dew (2nd year)

**Hitting Coach:**

Junior Betances (2nd year)

**Coach:**

Mike Mergenthaler (1st year)

**Bench Coach:**

Juan De La Cruz (1st year)

**Trainer:**

Jake Legan (2nd year)

**S&C Coach:**

Tyler Grisdale (1st year)

•Rouglas Odor was the hitting coach for Columbus from 2015-17

## 2021 STANDINGS

<u>NORTHEAST</u>	<u>W</u>	<u>L</u>	<u>PCT</u>	<u>GB</u>
Somerset	72	47	.605	-
Portland	67	47	.588	2.5
New Hampshire	52	55	.486	14.0
Binghamton	47	60	.439	19.0
Reading	48	65	.425	21.0
Hartford	39	79	.331	32.5

<u>SOUTHWEST</u>	<u>W</u>	<u>L</u>	<u>PCT</u>	<u>GB</u>
Akron*	73	46	.613	-
Bowie <sup>WC</sup>	73	47	.608	0.5
Erie	64	55	.538	9.0
Richmond	57	56	.504	13.0
Altoona	58	59	.496	14.0
Harrisburg	42	76	.356	30.5

\*- Division Winner, WC- Wild Card Winner

## Eastern League Playoffs

Akron 5, Bowie 1

Akron 8, Bowie 5

Akron 6, Bowie 5

Akron wins series, 3-0

# LAKE COUNTY CAPTAINS

35300 Vine Street • Eastlake, OH 44095

(440) 975-8085 • captainsbaseball.com

Media Contact:

Radio:



Ballpark: Classic Park (2003)

Capacity: 7,273

Dimensions: LF-320, CF-400, RF-320

Last Season: 74-64 (4th, MWL East)

League Titles: 1 (2010)

Affiliated Since: 1991



## 2022 Field Staff

**Manager:**

Greg DiCenzo (2nd year, 0-0)

**Pitching Coach:**

Caleb Longshore (1st year)

**Hitting Coach:**

Chris Smith (1st year)

**Bench Coach:**

Yan Rivera (1st year)

**Trainer:**

Matt Beauregard (2nd year)

**S&C Coach:**

Luis Rios (1st year)

## 2021 STANDINGS

<u>EAST</u>	<u>W</u>	<u>L</u>	<u>PCT</u>	<u>GB</u>
Dayton	65	55	.542	-
Lake County	65	55	.542	-
Great Lakes	63	57	.525	2.0
Lansing	58	62	.483	7.0
West Michigan	58	62	.483	7.0
Fort Wayne	54	66	.450	11.0

<u>WEST</u>	<u>W</u>	<u>L</u>	<u>PCT</u>	<u>GB</u>
Quad Cities*	77	41	.653	-
Cedar Rapids <sup>WC</sup>	67	53	.558	11.0
Wisconsin	59	60	.496	18.5
Beloit	55	65	.458	23.0
South Bend	52	67	.437	25.5
Peoria	45	75	.375	33.0

\*- Division Winner, WC- Wild Card Winner

### Midwest League Playoffs

Cedar Rapids 2, Quad Cities 1

Quad Cities 6, Cedar Rapids 0

Cedar Rapids 8, Quad Cities 4

Quad Cities 2, Cedar Rapids 1

Quad Cities 5, Cedar Rapids 0

Quad Cities wins series, 3-2

# LYNCHBURG HILLCATS

3180 Fort Avenue • Lynchburg, VA 24501

(434) 528-1144 • lynchburg-hillcats.com

Media Contact:

Radio:



Ballpark: Bank of James Std. (1940)

Capacity: 4,281

Dimensions: LF-325, CF-390, RF-325

Last Season: 62-73 (4th, CAR North)

League Titles: 8 (2017)

Affiliated Since: 2015

## 2022 Field Staff



**Manager:**

Omir Santos (1st year, 0-0)

**Pitching Coach:**

Kevin Erminio (1st year)

**Hitting Coach:**

Craig Massoni (1st year)

**Bench Coach:**

Daniel Robertson (1st year)

**Trainer:**

Franklin Sammons (1st year)

**S&C Coach:**

Juan Acevedo (2nd year)

- Omir Santos played for Columbus

## 2021 STANDINGS

<u>NORTH</u>	<u>W</u>	<u>L</u>	<u>PCT</u>	<u>GB</u>
Salem	71	49	.592	-
Delmarva	68	52	.567	3.0
Lynchburg	58	62	.483	13.0
Fredericksburg	44	76	.367	27.0
<u>SOUTH</u>	<u>W</u>	<u>L</u>	<u>PCT</u>	<u>GB</u>
Charleston*	82	38	.683	-
Myrtle Beach	59	61	.492	23.0
Augusta	54	66	.450	28.0
Columbia	48	71	.403	33.5
<u>CENTRAL</u>	<u>W</u>	<u>L</u>	<u>PCT</u>	<u>GB</u>
Down East*	72	48	.600	-
Carolina	68	52	.567	4.0
Fayetteville	55	65	.458	17.0
Kannapolis	40	79	.336	31.5

\*- Division Winner, WC- Wild Card Winner

### Carolina League Playoffs

Charleston 4, Down East 2

Charleston 8, Down East 5

Down East 7, Charleston 5

Down East 9, Charleston 3

Charleston 9, Down East 2

Charleston wins series, 3-2

# THIS BUD'S FOR THE HOME TEAM



ENJOY RESPONSIBLY

© 2019 Anheuser-Busch, Budweiser® Lager Beer, St. Louis, MO





# 2021 REVIEW

Andres Gimenez provided a jolt to the Columbus lineup in mid-June, homering in six consecutive games from 6/13-6/19 (homered on 6/21, too).



# INTERNATIONAL LEAGUE

## 2021 Wrapup

### 2021 STANDINGS

<u>SOUTH</u>	<u>W</u>	<u>L</u>	<u>PCT</u>	<u>GB</u>
Durham	86	44	.662	-
Jacksonville	75	55	.577	11.0
Gwinnett	71	58	.550	14.5
Nashville	70	58	.547	15.0
Memphis	61	67	.477	24.0
Norfolk	52	78	.400	34.0
Charlotte	47	81	.367	38.0

<u>WEST</u>	<u>W</u>	<u>L</u>	<u>PCT</u>	<u>GB</u>
Toledo	74	56	.569	-
Omaha	73	56	.566	0.5
St. Paul	67	63	.515	7.0
Indianapolis	61	67	.477	12.0
Columbus	59	68	.465	13.5
Louisville	55	73	.430	18.0
Iowa	51	78	.395	22.5

\*- Division Winner

WC- Wild Card Winner

### 2021 PLAYOFFS

#### Governors' Cup Playoffs

No Playoffs due to shortened season

#### Governors' Cup Championship

#### Triple-A National Championship

### 2021 LEAGUE LEADERS

<u>Average</u>			<u>Hits</u>	
J. Miranda	STP	.343	J. Camargo	GWN 126
J. Camargo	GWN	.326	A. Rodriguez	TOL 126
T. Telis	STP	.296	T. Telis	STP 125

<u>HR</u>			<u>Doubles</u>	
R. McBroom	OMA	32	V. Brujan	DUR 31
A. Rodriguez	TOL	29	N. Lukes	DUR 31
D. Kelly	DUR	27	B. Rutherford	CHA 30

<u>RBI</u>			<u>Triples</u>	
A. Rodriguez	TOL	94	K. Clemens	TOL 6
R. McBroom	OMA	88	W. Franco	DUR 6
J. Lowe	DUR	78	M. McCoy	NOR 6

<u>SB</u>			<u>OBP</u>	
V. Brujan	DUR	44	J. Camargo	GWN .401
B. Miller	JAX	36	J. Miranda	STP .397
D. Waters	GWN	28	J. Yezp	MEM .382

<u>Runs</u>			<u>SLG</u>	
R. McBroom	OMA	78	J. Yezp	MEM .589
V. Brujan	DUR	77	A. Rodriguez	TOL .565
J. Lowe	DUR	76	J. Miranda	STP .563

<u>ERA</u>			<u>IP</u>	
K. Wright	GWN	3.02	K. Wright	GWN 137.0
J. Lindblom	NAS	3.10	J. Marvel	IND 131.2
M. Liberatore	MEM	4.04	M. Liberatore	MEM 124.2

<u>Wins</u>			<u>Losses</u>	
R. Pinto	TOL	11	Z. Thompson	MEM 10
D. Strotman	STP	10	3 tied	9
K. Wright	GWN	10		

<u>Saves</u>			<u>Games</u>	
L. Barker	NAS	13	P. Diehl	LOU 58
A. Bellatti	JAX	11	L. Barker	NAS 53
2 tied		8	B. Moran	DUR 53

<u>Strikeouts</u>			<u>Walks</u>	
K. Wright	GWN	137	D. Strotman	STP 63
C. Abbott	IOW	130	Z. Thompson	MEM 57
M. Liberatore	MEM	123	R. O'Brien	LOU 55

<u>Average</u>			<u>HR Allowed</u>	
R. O'Brien	LOU	.222	J. Kalish	OMA 31
K. Wright	GWN	.228	K. McCarty	COL 25
K. McCarty	COL	.246	M. Hauschild	IOA 24

## 2021 TEAM STATISTICS

BATTING	AVG	G	R	H	2B	3B	HR	RBI	BB	K	SB	CS	OBP	SLG	SAC	SF	DP
Omaha	.260	129	746	1129	213	23	231	708	493	1163	150	37	.341	.478	16	34	73
Toledo	.257	130	710	1111	213	38	190	677	534	1258	66	27	.345	.455	7	35	83
Durham	.255	130	732	1092	262	23	183	683	532	1185	142	36	.343	.456	4	38	66
<b>Columbus</b>	<b>.253</b>	<b>127</b>	<b>605</b>	<b>1079</b>	<b>254</b>	<b>16</b>	<b>159</b>	<b>574</b>	<b>452</b>	<b>1153</b>	<b>71</b>	<b>27</b>	<b>.333</b>	<b>.432</b>	<b>14</b>	<b>23</b>	<b>79</b>
St. Paul	.251	130	686	1098	204	20	178	642	462	1229	76	26	.332	.429	1	30	98
Charlotte	.247	128	585	1049	216	15	173	548	362	1244	65	22	.311	.428	7	41	82
Louisville	.246	128	531	1036	201	21	98	500	465	993	65	29	.329	.373	17	29	115
Gwinnett	.245	129	614	1030	191	15	164	580	471	1197	99	36	.325	.414	19	21	69
Memphis	.244	128	587	1014	191	21	137	544	448	1080	60	34	.324	.400	27	30	94
Iowa	.243	129	588	1042	192	21	120	557	516	1199	92	27	.335	.382	25	24	89
Jacksonville	.243	130	577	1026	182	33	136	535	406	1204	112	35	.319	.398	27	32	93
Nashville	.241	128	618	1006	221	19	136	580	524	1233	85	25	.332	.401	14	36	95
Indianapolis	.235	128	600	991	208	14	139	557	499	1193	71	26	.325	.391	17	30	91
Norfolk	.220	130	527	908	171	23	141	492	498	1228	82	32	.312	.376	11	26	97

PITCHING	W-L	ERA	CG	SHO	SV	IP	H	R	ER	HR	BB	K	AVG
Durham	86-44	3.40	0	14	29	1126.0	873	469	426	143	362	1326	.212
Gwinnett	71-58	3.72	3	9	31	1112.0	950	504	460	124	439	1191	.230
Jacksonville	75-55	3.94	3	9	36	1129.1	998	578	494	168	436	1202	.235
Nashville	70-58	4.07	0	12	27	1112.0	1019	571	503	121	439	1202	.242
Louisville	55-73	4.14	1	9	26	1114.2	982	575	513	146	457	1219	.234
Toledo	74-56	4.27	0	8	33	1125.0	1028	591	534	138	486	1144	.241
Indianapolis	61-67	4.55	0	5	22	1119.1	1100	643	566	143	466	1104	.256
St. Paul	67-63	4.55	0	8	28	1142.1	1062	627	578	144	522	1180	.244
Norfolk	52-78	4.77	2	6	27	1102.0	1108	656	584	168	451	1099	.260
Memphis	61-67	4.79	2	4	28	1100.2	1130	666	586	158	491	1096	.265
Iowa	51-78	5.16	0	7	19	1118.1	1067	706	641	203	524	1173	.249
<b>Columbus</b>	<b>59-68</b>	<b>5.22</b>	<b>0</b>	<b>10</b>	<b>26</b>	<b>1099.0</b>	<b>1059</b>	<b>692</b>	<b>637</b>	<b>177</b>	<b>563</b>	<b>1160</b>	<b>.252</b>
Omaha	73-56	5.26	0	3	32	1128.1	1173	710	659	187	496	1226	.267
Charlotte	47-81	5.33	0	6	19	1094.0	1062	718	648	165	530	1237	.251

DEFENSE	PCT	G	PO	A	E	TC	DP	PB
Durham	.983	130	3378	1012	74	4464	96	9
Gwinnett	.983	129	3336	1161	80	4577	120	13
St. Paul	.981	130	3427	1186	87	4700	98	18
Omaha	.981	129	3386	1156	86	4628	120	10
Memphis	.981	128	3302	1176	85	4563	113	9
Toledo	.981	130	3375	1152	86	4613	104	13
<b>Columbus</b>	<b>.981</b>	<b>127</b>	<b>3297</b>	<b>1038</b>	<b>83</b>	<b>4418</b>	<b>106</b>	<b>19</b>
Indianapolis	.980	128	3358	1179	92	4629	120	18
Norfolk	.980	130	3306	1097	90	4493	107	17
Louisville	.980	128	3344	1093	91	4528	99	10
Jacksonville	.979	130	3388	1056	96	4540	86	19
Iowa	.979	129	3356	1133	97	4586	108	15
Nashville	.977	128	3336	1096	103	4535	96	4
Charlotte	.977	128	3282	1126	106	4514	89	28

### *Bad History*

The 5.22ERA turned in by the pitching staff was the worst in franchise history (still managed 10 shutouts). The 177HR allowed were 2nd worst all-time (surrendered 198 in 2019).

## 2021 HITTING STATISTICS

BATTERS	AVG	G	AB	R	H	2B	3B	HR	RBI	BB	K	SB	CS	OBP	SLG	SF	SAC	HBP	DP
Arias, G	.284	115	436	64	124	29	3	13	55	39	110	5	1	.348	.454	3	0	5	10
Benson, W	.161	27	93	7	15	5	1	3	9	14	42	0	2	.271	.333	0	0	0	2
Bradley, B	.196	26	97	16	19	1	0	9	19	7	35	0	0	.266	.485	2	0	3	0
Brooks, T	.253	79	289	42	73	23	0	8	37	31	67	2	0	.325	.415	2	2	1	4
Call, A	.229	66	231	34	53	8	0	10	27	33	38	3	3	.335	.394	1	0	4	5
Chang, Y	.322	15	59	9	19	5	0	4	13	5	19	1	2	.394	.610	0	0	2	1
Clement, E	.250	33	124	11	31	12	1	1	10	9	22	2	1	.294	.387	3	2	0	2
Collins, G	.182	50	148	16	27	3	0	5	22	19	44	1	1	.299	.304	1	0	6	2
Fermin, J	.364	4	11	4	4	1	0	1	2	1	4	0	0	.417	.727	0	0	0	0
Gamel, B	.600	1	5	1	3	1	0	0	0	0	0	1	0	.600	.800	0	0	0	0
Giménez, A	.287	52	209	30	60	13	1	10	31	12	55	8	4	.342	.502	1	5	6	1
Gonzalez, G	.000	1	1	0	0	0	0	0	0	0	1	0	0	.000	.000	0	0	0	0
Gonzalez, O	.269	72	290	39	78	12	1	18	42	11	76	0	1	.305	.503	0	0	4	4
Johnson, D	.222	72	279	36	62	16	2	14	39	35	106	7	1	.314	.444	1	0	3	1
Jones, N	.238	99	341	60	81	25	1	13	48	59	122	10	2	.356	.431	2	0	5	7
Krieger, T	.169	60	172	16	29	6	0	2	9	10	57	1	2	.223	.238	0	0	2	3
Kwan, S	.311	26	103	23	32	3	1	5	13	14	8	2	0	.398	.505	0	2	1	1
Lavarney, R	.260	49	177	29	46	7	0	13	40	20	54	0	0	.338	.520	0	0	1	3
Lavastida, B	.158	7	19	2	3	0	0	1	3	2	10	0	0	.238	.316	0	0	0	1
Lopez Alvarez, A	.154	8	13	0	2	2	0	0	2	0	6	0	0	.154	.308	0	0	0	0
Luplow, J	.261	8	23	6	6	4	0	2	7	5	4	0	0	.393	.696	0	0	0	1
Marabell, C	.291	99	337	41	98	23	2	8	49	18	65	4	4	.336	.442	2	0	6	9
Mercado, O	.216	45	171	29	37	13	1	5	23	23	32	9	1	.327	.392	2	1	6	2
Miller, O	.297	48	182	25	54	12	1	7	22	21	52	0	0	.374	.489	1	0	2	6
Monasterio, A	.279	33	111	23	31	12	0	1	10	18	37	1	0	.385	.414	0	0	1	2
Palacios, R	.292	37	113	19	33	9	1	1	12	25	28	10	0	.434	.416	1	2	4	1
Perez, F	.000	19	0	0	0	0	0	0	0	0	0	0	0	.000	.000	0	0	0	0
Pérez, R	.125	9	24	3	3	0	0	0	3	6	7	0	0	.290	.125	1	0	0	1
Ramos, W	.317	16	60	6	19	3	0	3	9	1	6	0	0	.328	.517	0	0	0	4
Reyes, F	.333	4	12	1	4	0	0	1	2	0	2	0	0	.333	.583	0	0	0	1
Rivera, M	.230	23	74	4	17	3	0	0	8	4	18	0	0	.269	.270	0	0	0	5
Zimmer, B	.267	18	60	9	16	3	0	1	8	10	26	4	2	.413	.367	0	0	5	0
<b>Team Total</b>	<b>.253</b>	<b>127</b>	<b>4264</b>	<b>605</b>	<b>1079</b>	<b>254</b>	<b>16</b>	<b>159</b>	<b>574</b>	<b>452</b>	<b>1153</b>	<b>71</b>	<b>27</b>	<b>.333</b>	<b>.432</b>	<b>23</b>	<b>14</b>	<b>67</b>	<b>79</b>

### Laying It Down

The Clippers dropped down 14 sac bunts in 2021, twice the number put forward in 2019 when they set a franchise worst (14 sacrifices rank as 2nd worst total, all-time). In addition to those 14 sac bunts, the Clippers successfully moved a runner with a bunt hit once (38% success rate; attempted to move a runner with a bunt 39 times on the season).

As a result of executing proper baseball fundamentals, Columbus was able to score 10 of the runners advanced by bunts and went 7-1 in games when scoring after a successful bunt. Since the start of the 2018 season, the Clippers are 37-4 (.902) in such games, having gone 7-1 in 2019 (moved runners with a bunt 12 times on 41 chances, 29%, leading to 10 advanced runners scoring) and 23-2 during 2018 (moved runners with a bunt 54 times on 113 chances in 2018, 48%, leading to 38 advanced runners scoring).

#### Top Hit Streaks

Gonzalez	14	8/13-8/27
Lavarney	11	7/14-8/21
Rivera	10	8/8-9/4
Gimenez	9	7/27-
Marabell	9	8/22-9/2
Arias	9	7/18-7/28

#### Top On-Base Streaks

Arias	27	7/18-8/19
Gonzalez	20	8/13-9/4
Call	18	8/25-9/24
Jones	17	7/13-8/1
Brooks	15	7/30-8/15
Jones	15	5/13-5/30

## 2021 PITCHING STATISTICS

PITCHERS	W-L	ERA	G	GS	CG	SHO	SV	SVO	IP	H	R	ER	HR	HB	BB	K	AVG
Allen, L	2-3	7.95	12	11	0	0	0	0	48.2	61	43	43	9	4	29	52	.310
Alvarez, M	0-2	16.20	8	1	0	0	0	0	6.2	7	15	12	0	5	14	8	.280
Bieber, S	0-0	3.38	1	1	0	0	0	0	2.2	3	1	1	0	0	1	3	.273
Broom, R	2-3	5.29	45	3	0	0	2	5	49.1	45	29	29	9	14	23	52	.246
Dowdy, K	4-4	4.80	39	0	0	0	1	5	60.0	55	41	32	9	3	40	63	.241
Draper, Z	0-0	8.31	4	0	0	0	0	0	4.1	6	4	4	1	0	4	4	.316
Fillmyer, H	4-7	6.18	21	16	0	0	0	0	83.0	85	57	57	17	3	37	79	.265
Garza, J	1-1	1.59	14	0	0	0	1	1	22.2	8	5	4	2	0	13	31	.110
Godley, Z	1-2	6.00	6	6	0	0	0	0	24.0	30	19	16	5	4	11	18	.303
Gose, A	6-1	3.55	28	1	0	0	2	3	33.0	20	14	13	4	0	28	49	.172
Hentges, S	0-0	6.23	3	0	0	0	0	0	4.1	1	3	3	0	1	2	6	.071
Herget, K	7-5	4.48	28	7	0	0	2	2	80.1	82	49	40	18	4	23	85	.260
Hill, C	1-1	8.03	24	1	0	0	0	2	24.2	33	22	22	3	6	16	18	.330
Hillman, J	0-0	11.57	1	1	0	0	0	0	2.1	5	3	3	0	0	2	2	.455
Johnson, DJ	1-2	3.32	21	0	0	0	6	6	21.2	24	10	8	3	2	11	35	.267
Karinchak, J	1-1	3.00	7	0	0	0	0	1	6.0	3	2	2	1	0	3	9	.143
Koch, M	4-2	5.83	34	4	0	0	0	3	63.1	62	42	41	11	5	29	52	.259
Krauth, B	1-0	3.00	5	1	0	0	0	0	9.0	7	3	3	0	0	5	9	.219
Lopez Alvarez, A	0-0	3.00	3	0	0	0	0	0	3.0	4	1	1	0	1	2	1	.308
McCarty, K	9-6	5.01	24	24	0	0	0	0	124.0	117	73	69	25	3	44	104	.246
McKenzie, T	1-1	2.95	5	5	0	0	0	0	21.1	18	8	7	5	0	12	23	.228
Mejía, J	1-3	6.75	10	6	0	0	0	0	25.1	24	19	19	8	3	16	27	.245
Morgan, E	0-1	4.03	5	5	0	0	0	0	22.1	20	10	10	1	1	11	21	.253
Morris, C	2-2	1.72	9	8	0	0	0	0	36.2	25	11	7	1	0	12	52	.191
Moss, S	1-5	7.08	9	7	0	0	0	1	20.1	20	16	16	2	1	15	29	.247
Mota, J	2-2	6.86	17	0	0	0	0	0	19.2	17	17	15	3	2	17	25	.236
Nelson, K	0-1	6.66	25	0	0	0	1	1	25.2	23	22	19	1	0	20	30	.237
Ocker, N	0-0	0.00	1	0	0	0	0	0	2.0	1	0	0	0	0	1	3	.143
Parker, B	0-0	0.00	12	0	0	0	4	4	11.0	2	0	0	0	0	5	15	.059
Peacock, B	0-4	7.68	11	10	0	0	0	0	34.0	39	30	29	6	5	14	38	.283
Perez, F	1-0	3.12	19	0	0	0	1	1	26.0	20	9	9	2	2	20	36	.211
Scott, A	0-3	6.00	3	3	0	0	0	0	12.0	12	9	8	2	0	10	12	.255
Siri, D	2-1	7.06	15	0	0	0	0	0	21.2	23	17	17	5	5	9	23	.277
Stephens, J	3-0	4.72	37	0	0	0	6	8	47.2	55	30	25	10	3	20	48	.294
Tully, T	0-3	5.08	9	6	0	0	0	0	39.0	42	23	22	4	0	14	33	.273
Young, A	0-0	5.00	8	0	0	0	0	0	9.0	8	5	5	1	0	4	7	.250
Young, D	2-2	4.47	40	0	0	0	0	2	52.1	52	30	26	9	4	26	58	.256
<b>Team Total</b>	<b>59-68</b>	<b>5.22</b>	<b>127</b>	<b>127</b>	<b>0</b>	<b>10</b>	<b>26</b>	<b>45</b>	<b>1099.0</b>	<b>1059</b>	<b>692</b>	<b>637</b>	<b>177</b>	<b>81</b>	<b>563</b>	<b>1160</b>	<b>.252</b>

### Pitching Procurement

The shortened season obviously led to a franchise low in innings pitched (1,099.0), but the Clippers were still scrambling to find arms to fulfill that allotment (averaged 8.2IP per game). Kirk McCarty led the staff with 124.0IP (top ten in the IL), but the next three team leaders were all midseason acquisitions; Heath Fillmyer (83.0IP), Kevin Herget (80.1IP) and Matt Koch (63.1IP). In addition, the Clippers went outside the organization to get 34.0IP from Brad Peacock, 24.0IP from Zach Godley and 9.0IP from Alex Young. Looking within, they even 3.0IP from catcher, Angel Lopez Alvarez.



## 2021 DEFENSIVE STATISTICS

PLAYER	POS	PCT	G	PO	A	E	TC	DP	PB	PITCHER	PCT	G	PO	A	E	TC	DP
Arias, G	2B	.971	9	18	16	1	35	4		Allen, L	1.000	12	1	5	0	6	1
	3B	.946	19	12	23	2	37	1		Alvarez, M	1.000	8	0	1	0	1	0
	SS	.963	82	98	190	11	299	48		Bieber, S	.000	1	0	0	0	0	0
Benson, W	OF	.955	25	40	2	2	44	0		Broom, R	1.000	45	4	4	0	8	1
Bradley, B	1B	1.000	23	140	16	0	156	21		Dowdy, K	.800	39	5	3	2	10	0
Brooks, T	1B	.991	72	506	26	5	537	50		Draper, Z	.000	4	0	0	0	0	0
Call, A	OF	1.000	63	133	4	0	137	1		Fillmyer, H	.882	21	8	7	2	17	0
Chang, Y	1B	1.000	2	18	0	0	18	2		Garza, J	1.000	14	2	4	0	6	0
	2B	1.000	4	2	7	0	9	2		Godley, Z	1.000	6	2	2	0	4	0
	3B	1.000	5	6	4	0	10	0		Gose, A	1.000	28	0	1	0	1	0
	SS	.957	4	9	13	1	23	5		Hentges, S	.000	3	0	0	0	0	0
Clement, E	2B	1.000	7	8	18	0	26	6		Herget, K	1.000	28	8	2	0	10	0
	3B	.875	12	8	20	4	32	5		Hill, C	1.000	24	1	1	0	2	0
	SS	.935	8	8	21	2	31	4		Hillman, J	.000	1	0	0	0	0	0
	OF	.909	5	9	1	1	11	0		Johnson, DJ	.500	21	0	1	1	2	0
Collins, G	C	.993	49	409	30	3	442	2	14	Karinchak, J	.000	7	0	0	0	0	0
Fermin, J	2B	1.000	3	5	7	0	12	1		Koch, M	.909	34	6	4	1	11	1
	3B	1.000	1	1	0	0	1	0		Krauth, B	1.000	5	0	1	0	1	0
Gamel, B	OF	-	1	0	0	0	0	0		Lopez, A	.000	3	0	0	0	0	0
Giménez, A	2B	.972	17	36	33	2	71	13		McCarty, K	1.000	24	4	10	0	14	0
	SS	.980	32	30	70	2	102	13		McKenzie, T	.800	5	2	2	1	5	0
Gonzalez, G	C	-	1	0	0	0	0	0	0	Mejía, J	1.000	10	1	1	0	2	0
Gonzalez, O	OF	.962	56	96	5	4	105	1		Morgan, E	1.000	5	1	2	0	3	0
Johnson, D	OF	1.000	63	114	6	0	120	1		Morris, C	1.000	9	4	1	0	5	0
Jones, N	1B	1.000	1	13	0	0	13	0		Moss, S	1.000	9	0	4	0	4	0
	3B	.960	67	56	113	7	176	18		Mota, J	1.000	17	0	1	0	1	0
	OF	.979	25	45	2	1	48	0		Nelson, K	1.000	25	1	4	0	5	0
Krieger, T	2B	.976	42	48	76	3	127	24		Ocker, N	.000	1	0	0	0	0	0
Kwan, S	OF	.963	24	51	1	2	54	0		Parker, B	1.000	12	2	0	0	2	1
Lavarney, R	1B	1.000	1	3	0	0	3	0		Peacock, B	1.000	11	0	3	0	3	0
	C	.997	39	354	20	1	375	0	3	Perez, F	1.000	19	1	1	0	2	0
Lavastida, B	C	.960	6	46	2	2	50	0	0	Scott, A	1.000	3	1	1	0	2	0
Lopez, A	C	1.000	4	40	0	0	40	0	0	Siri, D	.750	15	0	3	1	4	0
Luplow, J	OF	.938	7	14	1	1	16	0		Stephens, J	.833	37	2	3	1	6	0
Marabell, C	1B	.987	23	135	15	2	152	17		Tully, T	1.000	9	1	4	0	5	0
	OF	.988	59	78	3	1	82	0		Young, A	1.000	8	1	0	0	1	0
Mercado, O	OF	.990	43	94	1	1	96	0		Young, D	.846	40	3	8	2	13	1
Miller, O	1B	1.000	8	46	3	0	49	7									
	2B	.972	23	41	63	3	107	18									
	3B	.923	8	5	7	1	13	2									
	SS	.929	5	5	8	1	14	1									
	OF	1.000	1	2	0	0	2	0									
Monasterio, A	2B	1.000	8	19	18	0	37	3									
	3B	.941	22	18	30	3	51	6									
	SS	1.000	4	2	5	0	7	1									
Palacios, R	2B	.981	26	44	59	2	105	14									
	OF	1.000	6	10	0	0	10	0									
Pérez, R	C	.982	9	53	3	1	57	0	0								
Ramos, W	C	1.000	10	89	3	0	92	1	1								
Rivera, M	C	1.000	23	186	7	0	193	1	1								
Zimmer, B	OF	1.000	16	33	2	0	35	0									
Team Total*		.981	127	3297	1038	83	4418	106	19								

CATCHER	PCT	CS	SB	ATT
Collins, G	.260	13	37	50
Gonzalez, G	-	0	0	0
Lavarney, R	.226	7	24	31
Lavastida, B	.333	2	4	6
Lopez, A	.000	0	5	5
Perez, R	.250	1	3	4
Ramos, W	.000	0	3	3
Rivera, M	.214	3	11	14
Team Total	.230	26	87	113

\*-includes pitcher stats

CATCHER	PCT	CS	SB	ATT
Collins, G	.260	13	37	50
Gonzalez, G	-	0	0	0
Lavarney, R	.226	7	24	31
Lavastida, B	.333	2	4	6
Lopez, A	.000	0	5	5
Perez, R	.250	1	3	4
Ramos, W	.000	0	3	3
Rivera, M	.214	3	11	14
Team Total	.230	26	87	113



## 2021 MISCELLANEOUS STATISTICS

BATTER	Homeruns				Record	Multi-Hit Games				Total	Multi-RBI Games				Total
	1R	2R	3R	GS		2H	3H	4H	5+H		2BI	3BI	4BI	5+BI	
Arias	7	4	2		7-6	18	11			29	8	5	1		14
Benson	3				1-2	2	1			3	3				3
Bradley*	7	1	1		3-5	1	2			3	2	2			4
Brooks*	4	3	1		4-3	16	4			20	6	1		1	8
Call**	5	4	1		5-3	9	3			12	8	2			10
Chang	2	2			0-4	5	1			6		1	2		3
Clement	1				1-0	8	1			9					0
Collins	2	2		1	1-4	5				5	5	1	1		7
Fermin		1			1-0		1			1	1				1
Gamel							1			1					0
Gimenez	6	3	1		7-3	14	4			18	5	3			8
Gonzalez, G										0					0
Gonzalez, O*	12	5	1		11-6	15	4	1		20	5	2	1		8
Johnson	8	6			10-4	14	2			16	9	3			12
Jones	8	2	3		9-4	17	3			20	7	3	1		11
Krieger		2			0-2	6				6	2	1			3
Kwan	2	3			3-2	8		1		9	2			1	3
Lavarnway	6	3	3	1	10-3	10	1			11	5	4	1		10
Lavastida			1		1-0	1				1		1			1
Lopez Alvarez										0	1				1
Luplow	1	1			0-2					0	2				2
Marabell*	3	4	1		5-2	24	4	1		29	9	4	1		14
Mercado	3		2		2-3	10	1			11	3	1	1		5
Miller	5	1	1		5-2	9	7			16	3	2			5
Monasterio	1				1-0	6		1		7	3				3
Palacios	1				1-0	8				8	2				2
Perez										0					0
Ramos	2	1			0-3	4	1			5	2				2
Reyes	1				1-0	1				1					0
Rivera						3				3	1		1		2
Zimmer			1		0-1	5				5	2		1		3
<b>Team Total</b>	<b>90</b>	<b>48</b>	<b>19</b>	<b>2</b>	<b>48-37</b>	<b>219</b>	<b>52</b>	<b>4</b>	<b>0</b>	<b>275</b>	<b>96</b>	<b>36</b>	<b>11</b>	<b>2</b>	<b>145</b>

\*=# of 2HR games

BATTER	Starts by Position									Starts by Batting Order								
	C	1B	2B	3B	SS	LF	CF	RF	DH	1 <sup>st</sup>	2 <sup>nd</sup>	3 <sup>rd</sup>	4 <sup>th</sup>	5 <sup>th</sup>	6 <sup>th</sup>	7 <sup>th</sup>	8 <sup>th</sup>	9 <sup>th</sup>
Arias			9	17	81				8		19	18		54	8	16		
Benson						10	9	5	2	2	5			3	8	8		
Bradley		23							3				26					
Brooks		70							6	13	7			4	12	19	10	11
Call						20	38	2	3	31					4	2	4	22
Chang		2	4	5	3				1	5	5	5						
Clement			7	12	6	5			3	6	15	8		1				3
Collins	42															1	36	5
Fermin			2	1												1	1	1
Gamel						1				1								
Gimenez			17		30				5	1	48	3						
Gonzalez, G																		
Gonzalez, O						8	1	45	18			8	28	9	16	5	6	
Johnson						7	21	34	10	7	13	28	22	2				
Jones		1		65				25	6		6	6	22	15	36	12		
Krieger			34						10						1	9	13	21
Kwan						3	21		2	25	1							
Lavarnway	39								9				7	9	1	13	17	1
Lavastida	4								1					1	2	1	1	
Lopez Alvarez	3																1	2
Luplow						5	1	1	1			8						
Marabell		23				48		5	15		1				5	14	11	60
Mercado						16	24	3	2	29	4	5		2		4	1	
Miller		8	21	7	4	1			6			26	3	15	3			
Monasterio			7	20	3									3	11	10	5	1
Palacios			26				6		4	3	1	1	1	9	9	12		
Perez	9											9						
Ramos	10								6					16				
Reyes									4		1	1	2					
Rivera	20																	20
Zimmer						3	6	7	2	4	1	1			11		1	

## 2021 DAY BY DAY RESULTS

Date	Opp	Result	Time Delay	Rec.	Pos.	GA/B	Winner	Loser	Save	Att.	Home
5/4	Lou	W, 6-3	3:01	1-0	T1st	-	McCarty	Shipley	Parker	2,808	
5/5	Lou	W, 2-1	3:01	2-0	T1st	-	Siri	Warren	Johnson, DJ	1,778	
5/6	Lou	L, 9-0	2:40 :50	2-1	T2nd	-0.5	Gutierrez, V	Allen, L		1,841	
5/7	Lou	W, 10-0	3:16	3-1	T1st	-	Siri	O'Brien		2,428	
5/8	Lou	W, 6-3	3:40	4-1	1st	+0.5	Dowdy	De León, J	Parker	2,582	
5/9	Lou						Cancelled, rain				
5/10							OFF DAY				
5/11	Oma	W, 2-0	2:25	5-1	1st	+1.0	McCarty	Vines	Johnson, DJ	2,512	2,512
5/12	Oma	L, 5-4	3:23	5-2	1st	+0.5	Zimmer	Young	Speier	2,117	4,629
5/13	Oma	L, 8-6	3:38	5-3	2nd	-0.5	Vines	Siri		2,512	7,141
5/14	Oma	W, 10-7	3:10	6-3	1st	+0.5	Gose	Snider	Parker	3,714	10,855
5/15	Oma	L, 4-2	3:09	6-4	2nd	-0.5	Kowar	Morgan	Speier	4,066	14,921
5/16	Oma	L, 8-3	3:04	6-5	3rd	-1.5	Snider	Dowdy		3,747	18,668
5/17							OFF DAY				
5/18	Tol	W, 6-1	2:58	7-5	3rd	-1.0	Koch	Hutchison	Nelson, K	2,493	
5/19	Tol	L, 8-2	2:41	7-6	4th	-1.5	Ross Jr.	Allen, L		2,157	
5/20	Tol	L, 9-5	3:03	7-7	4th	-2.0	Shore	Moss		2,519	
5/21	Tol	L, 3-2	2:45	7-8	4th	-3.0	Krol	Johnson, DJ		3,434	
5/22	Tol	W, 5-3	2:35	8-8	4th	-3.0	McCarty	Manning	Parker	4,221	
5/23	Tol	L, 12-5	3:03	8-9	4th	-3.0	Burrows	Alvarez, M		3,509	
5/24							OFF DAY				
5/25	Nas	L, 8-2	2:52	8-10	T4th	-3.0	LeBlanc	Tully		2,842	21,510
5/26	Nas	L, 6-5	2:54	8-11	6th	-4.0	Derby	Herget	Milner	3,051	24,561
5/27	Nas	L, 11-0	3:11	8-12	6th	-5.0	Godley	Alvarez, M		3,553	28,114
5/28	Nas	L, 13-9	3:19	8-13	6th	-6.0	Wahl	Broom	Milner	3,406	31,520
5/29	Nas	L, 8-3	3:14	8-14	6th	-7.0	Ashby	Koch		3,817	35,337
5/30	Nas	L, 9-3	3:18	8-15	6th	-8.0	Francis	Moss		4,537	39,874
5/31							OFF DAY				
6/1	Ind	L, 5-3	2:53	8-16	6th	-9.0	Keller, K	Dowdy		2,604	
6/2	Ind						PPD., Rescheduled as a DH on 6/4				
6/3	Ind	W, 3-2	2:43	9-16	T6th	-8.5	McCarty	Marvel	Stephens	2,794	
6/4	Ind	L, 10-3 (7)	2:26	9-17	T6th	-9.0	Wright, S	Koch			
6/4	Ind	L, 5-2 (7)	2:12	9-18	T6th	-10.0	Weiman	Fillmyer		5,207	
6/5	Ind	L, 3-2	2:39	9-19	7th	-11.0	Hartlieb	Tully		4,723	
6/6	Ind	W, 4-1 (8)	2:50 :42	10-19	7th	-11.0	McKenzie	Kranick		4,292	
6/7							OFF DAY				
6/8	low	W, 8-5	3:08	11-19	6th	-10.0	Fillmyer	Jewell	Garza	4,086	
6/9	low	W, 8-4	2:55	12-19	T5th	-10.0	McCarty	Swarmmer		4,020	
6/10	low	W, 9-7	3:21	13-19	5th	-10.0	Herget	Effross	Johnson, DJ	3,838	
6/11	low	L, 9-2	3:10	13-20	5th	-11.0	Kellogg	Moss		8,220	
6/12	low	W, 7-1	2:55	14-20	5th	-10.0	Dowdy	Sampson		6,960	
6/13	low	W, 6-3	3:03	15-20	5th	-10.0	Johnson, DJ	Wieck		5,624	
6/14							OFF DAY				
6/15	Tol	W, 5-4	2:45	16-20	5th	-10.0	Garza	Carlton		9,282	49,156
6/16	Tol	L, 14-10	3:36	16-21	5th	-10.0	St. John	Herget		5,774	54,930
6/17	Tol	W, 8-2	3:12	17-21	5th	-10.0	Young	Payano, P		6,047	60,977
6/18	Tol	W, 7-5	3:02	18-21	4th	-10.0	Gose	Ross Jr.	Broom	5,517	66,494
6/19	Tol	W, 12-4	3:20	19-21	4th	-9.0	Krauth	Pinto, R		9,098	75,592
6/20	Tol	L, 8-0	2:56	19-22	T4th	-10.0	De Jesus, A	McCarty		9,282	84,874
6/21							OFF DAY				
6/22	Stp	L, 8-3	2:56	19-23	5th	-10.5	Shepherd	Herget		8,696	93,570
6/23	Stp	W, 7-6	3:12	20-23	T4th	-10.0	Young	Whalen	Johnson, DJ	6,461	100,031
6/24	Stp	W, 3-0	2:20	21-23	4th	-10.0	Gose	Albers	Stephens	5,520	105,551
6/25	Stp	W, 7-2	2:36	22-23	4th	-9.0	Perez, F	Barnes, C		6,745	112,296
6/26	Stp	L, 6-4 (10)	3:09	22-24	4th	-10.0	Vasquez	Johnson, DJ	Vincent	9,364	121,660
6/27	Stp	W, 8-6	2:49	23-24	4th	-9.0	Herget	Shepherd	Stephens	5,385	127,045
6/28							OFF DAY				

## 2021 DAY BY DAY RESULTS

Date	Opp	Result	Time Delay	Rec.	Pos.	GA/B	Winner	Loser	Save	Att.	Home
6/29	Tol	L, 7-3	3:03	23-25	4th	-9.0	Payano, P	McKenzie		3,718	
6/30	Tol	L, 5-2	3:09	23-26	T4th	-9.0	Leiter Jr.	Peacock	Pinto, W	3,306	
7/1	Tol	L, 4-2	2:32	23-27	T4th	-10.0	Pinto, R	Gose	De Jesus, A	3,510	
7/2	Tol	W, 7-1	2:50	24-27	T4th	-9.0	McCarty	Ross Jr.		9,001	
7/3	Tol	L, 4-2	2:50	24-28	5th	-9.0	Hutchison	Hill, C	Krol	6,275	
7/4	Tol	L, 5-4	2:59	24-29	5th	-10.0	De Jesus, A	Young		6,430	
7/5							OFF DAY				
7/6	Ind	W, 1-0	2:31	25-29	5th	-10.0	Dowdy	Jacques		9,171	136,216
7/7	Ind	W, 2-0 (8)	2:51	26-29	5th	-9.0	Gose	Marvel	Stephens	5,676	141,892
7/8	Ind	L, 10-3	3:02	26-30	5th	-9.0	Wright, S	McCarty		4,914	146,806
7/9	Ind	W, 9-4	2:52	27-30	5th	-9.0	Herget	Oviedo		9,275	156,081
7/10	Ind	L, 11-1	2:51	27-31	5th	-9.5	Sulser	Allen, L		8,528	164,609
7/11	Ind						Cancelled, rain				
7/12							OFF DAY				
7/13	Stp	L, 19-1	3:00	27-32	5th	-10.0	Jax	Mejia		6,606	
7/14	Stp	L, 9-8	2:41	27-33	5th	-11.0	Vincent	Dowdy		5,376	
7/15	Stp	L, 9-5	3:14	27-34	5th	-11.0	Shepherd	Godley		7,062	
7/16	Stp	W, 5-3	2:41	28-34	5th	-10.5	Herget	Gibaut		8,140	
7/17	Stp	L, 8-0	3:02	28-35	5th	-12.0	Shoemaker	Fillmyer		7,814	
7/18	Stp	L, 7-6 (10)	3:26	28-36	5th	-12.0	Vincent	Dowdy		7,723	
7/19							OFF DAY				
7/20	low	L, 15-7	3:18	28-37	4th	-13.0	Rucker	Godley		10,100	174,709
7/21	low	W, 7-4	2:55	29-37	5th	-12.0	Herget	Abbott	Johnson, DJ	7,357	182,066
7/22	low	W, 4-3	3:09	30-37	5th	-11.0	Dowdy	Leeper		6,778	188,844
7/23	low	L, 9-4	3:11	30-38	5th	-10.0	Effross	Fillmyer		10,100	198,944
7/24	low	L, 9-5 (10)	3:50	30-39	5th	-11.0	Leeper	Garza		10,100	209,044
7/25	low	W, 6-5	3:23	31-39	5th	-11.0	Broom	Mekkes	Johnson, DJ	7,333	216,377
7/26							OFF DAY				
7/27	Nas	L, 4-3	3:00	31-40	4th	-12.0	Hardy	Moss	Barker	6,157	
7/28	Nas	W, 6-2	3:34	32-40	5th	-11.0	Allen, L	Lindblom		4,997	
7/29	Nas	L, 6-4	3:18	32-41	5th	-11.0	Jankins	Fillmyer	Milner, H	6,612	
7/30	Nas	L, 10-5	2:56	32-42	5th	-12.0	Bettinger	Peacock		10,236	
7/31	Nas	W, 6-0	2:48	33-42	T5th	-12.0	Moss	Ashby		8,643	
8/1	Nas	W, 2-0 (7)	2:29	34-42	5th	-11.0	Godley	File	Perez, F	5,192	
8/2							OFF DAY				
8/3	Oma	L, 11-7 (11)	4:38	34-43	4th	-12.0	Coleman	Mota, J		10,100	226,477
8/4	Oma	W, 6-4	3:26	35-43	5th	-11.0	Herget	Singer	Stephens	6,161	232,638
8/5	Oma	L, 7-4	3:09	35-44	T5th	-10.0	Martinez, M	Fillmyer		6,041	238,679
8/6	Oma	W, 5-4 (10)	3:26	36-44	T5th	-11.0	Stephens	Zuber		7,595	246,274
8/7	Oma	L, 13-10	4:01	36-45	5th	-10.0	Barker	Moss	Zuber	8,331	254,605
8/8	Oma	W, 4-0	2:31	37-45	5th	-11.0	Allen, L	Butler		6,504	261,109
8/9							OFF DAY				
8/10	Tol	L, 9-4	3:04	37-46	4th	-11.0	Pinto, R	Nelson, K		8,330	269,439
8/11	Tol	L, 7-4	3:12	37-47	5th	-10.0	Rodriguez, N	Mejia	Del Pozo, M	7,502	276,941
8/12	Tol						PPD., Rescheduled as a DH on 8/14				
8/13	Tol	L, 5-4	2:39	37-48	5th	-12.5	Shore	McCarty	Lange	6,587	283,528
8/14	Tol	W, 4-2 (7)	2:14	38-48	6th	-11.5	Mota, J	Payano, P			283,528
8/14	Tol	W, 4-1 (7)	2:03	39-48	T5th	-11.0	Fillmyer	Carlton	Dowdy	10,100	293,628
8/15	Tol	W, 8-7	2:51	40-48	5th	-10.0	Broom	Leiter Jr.	Stephens	7,614	301,242
8/16							OFF DAY				
8/17	Oma	W, 7-4	3:09	41-48	4th	-9.5	Gose	Martinez, M		2,977	
8/18	Oma	W, 7-5 (10)	3:55	42-48	5th	-8.5	Stephens	Vines		2,001	
8/19	Oma	W, 8-3	3:10	43-48	5th	-8.5	Koch	Zimmer, K		4,528	
8/20	Oma	W, 12-3	3:37	44-48	4th	-8.5	Herget	Kalish		4,217	
8/21	Oma	L, 3-0	2:39	44-49	4th	-7.5	Kowar	Peacock	Zuber	5,147	
8/22	Oma	L, 14-4	3:54	44-50	5th	-8.0	Blewett	Mejia		4,443	
8/23							OFF DAY				

## 2021 DAY BY DAY RESULTS

Date	Opp	Result	Time Delay	Rec.	Pos.	GA/B	Winner	Loser	Save	Att.	Home
8/24	Mem	L, 8-4	2:48	44-51	4th	-10.5	Liberatore	Broom	Whitley	1,500	
8/25	Mem	W, 3-2	2:50	45-51	5th	-9.5	McCarty	Thompson	Gose	1,257	
8/26	Mem	W, 12-3	3:49	46-51	4th	-9.5	Koch	Oviedo		1,895	
8/27	Mem	L, 4-2	2:56	46-52	4th	-9.5	Woodford	Peacock	Cruz, J	2,267	
8/28	Mem	L, 14-12	3:26	46-53	4th	-10.5	Parsons	Fillmyer		4,444	
8/29	Mem	W, 6-5 (10)	3:28	47-53	5th	-11.0	Gose	Cruz, J	Broom	1,800	
8/30							OFF DAY				
8/31	Stp						PPD., Rescheduled as a DH on 9/4				
9/1	Stp	L, 9-2	2:38	47-54	5th	-11.5	Sammons	McCarty		5,075	306,317
9/2	Stp	W, 8-1	2:55	48-54	5th	-11.5	Morris	Shepherd		5,088	311,405
9/3	Stp	W, 7-6	3:02	49-54	T4th	-10.5	Stephens	Moran		6,591	317,996
9/4	Stp	W, 5-0 (7)	2:06	50-54	4th	-9.5	Fillmyer	Burrows		6,914	324,910
9/4	Stp						PPD., Rescheduled as a DH on 9/5				
9/5	Stp	W, 9-8 (7)	3:11	51-54	4th	-9.0	Mota, J	Nittoli			324,910
9/5	Stp	L, 1-0 (7)	2:24	51-55	4th	-10.0	Barnes, C	Broom	Garcia, E	7,668	332,578
9/6							OFF DAY				
9/7	Gwn	L, 7-2	3:06	51-56	5th	-11.0	Muller	McCarty		5,444	338,022
9/8	Gwn	L, 5-2	2:57	51-57	5th	-12.0	Wright	Morris	Kelley	4,566	342,588
9/9	Gwn	L, 1-0	2:36	51-58	5th	-12.0	Elder	Tully	Lopez, Y	5,398	347,986
9/10	Gwn	L, 6-3	3:14	51-59	5th	-13.0	Rodriguez, J	Fillmyer		6,814	354,800
9/11	Gwn	W, 3-0	2:20	52-59	5th	-13.0	Koch	Johnstone	Herget	7,582	362,382
9/12	Gwn	L, 8-2	2:58	52-60	5th	-14.0	Muller	Mota, J		5,315	367,697
9/13							OFF DAY				
9/14	Tol	W, 2-1 (8)	2:32	53-60	5th	-13.0	Morris	Payano, P		3,092	
9/15	Tol	L, 8-7	2:48	53-61	5th	-14.0	Blackwood	Herget	De Jesus, A	3,550	
9/16	Tol	L, 5-1	2:53	53-62	5th	-15.0	Leiter Jr.	Scott		5,055	
9/17	Tol	W, 6-5	2:58	54-62	5th	-14.0	Hill, C	Vest	Gose	6,502	
9/18	Tol	W, 8-4	3:20	55-62	5th	-13.0	McCarty	Shore		6,360	
9/19	Tol	W, 8-4	3:13	56-62	5th	-12.0	Karinchak	Payano, P		5,603	
9/20							OFF DAY				
9/21							OFF DAY				
9/22	Nas	L, 7-6 (10)	3:16	56-63	5th	-12.5	Barker	Herget		3,384	
9/23	Nas	L, 8-1	3:15	56-64	5th	-13.0	Rea	Scott		4,142	
9/24	Nas	L, 6-4	3:19	56-65	5th	-13.0	Sadzeck	Karinchak	Lobstein	4,721	
9/25	Nas	L, 9-2	2:46	56-66	5th	-13.0	Bettinger	McCarty		5,034	
9/26	Nas	L, 1-0	2:24	56-67	5th	-14.0	Castaneda	Morris	Barker	4,184	
9/27							OFF DAY				
9/28							OFF DAY				
9/29	Lou	W, 13-3	3:30	57-67	5th	-14.0	Mejia	Fulmer, C		5,570	373,267
9/30	Lou	L, 5-2	2:29	57-68	5th	-14.0	Lee, Z	Scott	Duarte, D	5,638	378,905
10/1	Lou	W, 2-1	2:39	58-68	5th	-14.0	Fillmyer	Mariot	Herget	8,251	387,156
10/2	Lou	W, 10-3	2:59	59-68	5th	-14.0	McCarty	Finnegan		6,723	393,879
10/3	Lou						Cancelled, rain				

### **Southern Hospitality**

When hosting the teams of the IL South in 2021, the Clippers allowed the visitors to help themselves to a victory in 11 of 12 contests (swept by Nashville from 5/25-5/30, went 1-5 vs. Gwinnett from 9/7-9/12). On the road, the Clippers were able to earn a split in Memphis, but went 3-8 in Nashville, including a sweep from 9/22-9/26.

Against newcomers to the IL West, Columbus split with Omaha (9-9) and St. Paul (9-9), while trouncing Iowa (8-4).

## 2021 RECORD AND SCORING BREAKDOWN

VS. THE INTERNATIONAL LEAGUE				BY DAY			
West	Home	Road	Total	Day	Home	Road	Total
Indianapolis	3-2	2-4	5-6	Sunday	5-5	5-5	10-10
Iowa	3-3	5-1	8-4	Monday	0-0	0-0	0-0
Louisville	3-1	4-1	7-2	Tuesday	3-6	5-5	8-11
Omaha	5-7	4-2	9-9	Wednesday	5-6	5-5	10-11
St. Paul	8-4	1-5	9-9	Thursday	4-6	4-7	8-13
Toledo	7-5	7-11	14-16	Friday	7-4	5-7	12-11
<b>Total</b>	<b>29-22</b>	<b>23-24</b>	<b>52-46</b>	Saturday	6-6	5-6	11-12

				BY MONTH			
South	Home	Road	Total	Month	Home	Road	Total
Charlotte	0-0	0-0	0-0	May	2-10	6-5	8-15
Durham	0-0	0-0	0-0	June	8-4	7-7	15-11
Gwinnett	1-5	0-0	1-5	July	6-5	4-11	10-16
Jacksonville	0-0	0-0	0-0	August	6-6	8-5	14-11
Memphis	0-0	3-3	3-3	September	6-8	4-7	10-15
Nashville	0-6	3-8	3-14	October	2-0	0-0	2-0
Norfolk	0-0	0-0	0-0				
<b>Total</b>	<b>1-11</b>	<b>6-11</b>	<b>7-22</b>				

HOME/ROAD			
	Home	Road	Total
Total	30-33	29-35	59-68

SITUATIONAL RECORDS				
	Leading	Tied	Trailing	
After 6 innings:	44-9	10-8	5-51	
After 7 innings:	49-6	8-6	2-56	
After 8 innings:	46-2	8-6	0-57	
1-run games:	16-14	3-run games:	11-9	
2-run games:	11-10	Extra Innings:	3-5	
Day games:	12-9	Night games:	47-59	
Clippers score first:	40-20	Outhitting opponents:	44-15	
Opponent scores first:	19-48	Hits even:	3-6	
Shutouts:	10-8	Outhit by opponents:	12-47	
Score at least 4 runs:	48-29	Commit an error:	25-33	
Score less than 4 runs:	11-39	Commit no errors:	34-35	
Last at bat wins:	12	Come from behind wins:	23	
Walkoff record:	6-4	Losses after leading:	27	

SCORING BREAKDOWN											
Runs by Inning	1	2	3	4	5	6	7	8	9	10+	Total
Clippers	57	77	77	77	84	57	67	60	41	8	605
Opponents	73	92	89	106	62	84	63	76	31	16	692
Runs in an Inning	0	1	2	3	4	5	6	7	8	9+	
Clippers	790	163	87	39	17	7	4	1	1	1	
Opponents	764	162	84	47	23	10	4	4	1	2	

## 2021 HIGHS AND LOWS

### Clippers Individual Batting

Most hits, game:	4, 4x, Marabell, 9/17 at Tol
Most runs, game:	3, 14x, Arias, 9/29 vs. Lou
Most doubles, game:	3, 2x, Arias, 9/18 vs. Tol*
Most triples, game:	1, 16x, Palacios, 9/23 at Nas
Most home runs, game:	2, 6x, Gonzalez, 9/29 vs. Lou
Most RBI, game:	5, 2x, Kwan, 9/2 vs. Stp
Most stolen bases, game:	2, 2x, Mercado, 6/12 at low
Most walks, game:	3, 7x, Benson, 9/2 vs. Stp
Most total bases, game:	9, 5x, Gonzalez, 9/29 vs. Lou
Longest hitting streak:	14, Gonzalez, 8/13-8/27
Longest on base streak:	27, Arias, 7/18-8/19

\* tied franchise record (34th time)

### Made It Interesting

On 5/28 vs. Nashville, the Clippers found themselves on the wrong end of 7-0 score, heading into the bottom of the 3rd inning. Thanks to a pair of errors and 5BB, Columbus was able to plate nine runs on just three hits (no HR), for a 9-7 lead. Unfortunately, they would muster only two baserunners the rest of the way and fall by a score of 13-9.

### Clippers Team Batting

Most runs, game:	13, 9/29 vs. Louisville
Most runs, inning:	9, 5/28 vs. Nashville
Most hits, game:	18, 2x, 8/28 at Memphis
Most hits, inning:	7, 8/20 at Omaha
Most doubles, game:	6, 3x, 9/18 at Toledo
Most triples, game:	2, 2x, 8/28 at Memphis
Most home runs, game:	5, 2x, 7/20 vs. Iowa
Most x-base hits, game:	9, 8/20 at Omaha
Most total bases, game:	33, 8/20 at Omaha
Most stolen bases, game:	4, 8/4 vs. Omaha
Most walks, game:	9, 2x, 9/19 at Toledo
Most strikeouts, game:	15, 3x, 9/16 at Toledo
Most runners LOB, game:	14, 8/3 vs. Omaha
Fewest hits, game:	1, 9/9 vs. Gwinnett

### Clippers Individual Pitching

Most IP, starter:	7.0, 4x, McCarty, 7/2 at Tol
Fewest IP, starter:	0.1, Broom, 8/24 at Mem
Most IP, reliever:	5.0, 2x, Allen, 8/8 vs. Oma
Most strikeouts, starter:	10, Allen, 8/3 vs. Oma
Most strikeouts, reliever:	7, 2x, Herget, 7/16 at Stp
Longest winning streak:	6, Herget, 6/27-8/20
Longest losing streak:	4, 2x, Fillmyer, 7/17-8/5
Most consecutive scoreless IP, starter:	12.0, Fillmyer, 7/1-7/17
Most consecutive scoreless IP, reliever:	11.0, 2x, Herget, 7/3-7/28
Most runs allowed:	9, Peacock, 7/13 at Stp
Most hits allowed:	11, Allen, 5/19 at Tol
Most walks allowed:	4, 18x, Tully, 9/29 vs. Lou
Most HR allowed, game:	4, 4x, McCarty, 9/7 vs. Gwn

### Long Man

Over 127 games in 2012, no Clipper pitcher recorded more than 7.0IP in any of them, with just four efforts reaching that plateau (none in the last three months of the season). Of those four games with 7.0IP, all of them belonged to Kirk McCarty, as he logged a team-high 124.0IP (over 40 more than second place). McCarty was also the only pitcher to reach 100 pitches in a game, a feat he accomplished in only 5.0IP vs. Nashville on 5/28.

### Clippers Team Pitching

Most strikeouts, game:	18, 8/3 vs. Omaha
Most walks, game:	10, 2x, 5/27 vs. Nashville
Fewest walks, game:	0, 4x, 9/9 vs. Gwinnett
Most runs allowed, game:	19, 7/13 at St. Paul
Most runs allowed, inning:	10, 7/13 at St. Paul
Most hits allowed, game:	15, 4x, 9/5 vs. St. Paul (g1)
Most hits allowed, inning:	6, 3x, 7/13 at St. Paul
Fewest hits allowed, game:	1, 2x, 7/31 at Nashville
Most HR allowed, game:	6, 2x, 7/13 at St. Paul

### Miscellaneous

Longest winning streak:	7, 8/13-8/20	Largest winning margin:	10, 2x, 9/29 vs. Louisville
Longest losing streak:	8, 5/23-6/1	Largest losing margin:	18, 7/13 at St. Paul
Longest game, time:	4:38, 8/3 vs. Omaha	Largest comeback:	4, 3x, 9/5 vs. St. Paul (g1)
Longest game, innings:	11, 8/3 vs. Omaha	Largest lead lost:	6, 8/28 at Memphis
Shortest game, time (9 inn.):	2:20, 2x, 6/24 vs. St. Paul	Most double plays turned:	5, 5/15 vs. Omaha
Shortest game, time (7 inn.):	2:03, 8/14 vs. Toledo (g2)	Most double plays hit into:	3, 7x, 8/25 at Memphis
Largest home crowd:	10,100, 5x, 8/14 vs. Toledo (g2)	Most errors:	4, 9/5 vs. St. Paul
Smallest home crowd:	2,117, 5/12 vs. Omaha		



## 2021 TRANSACTIONS

Date	#	Transaction
5/5	1	OF Ben Gamel to waivers (dfa) [27]
	2	C Rene Rivera to CLE (pur) [26]
5/6	3	C Angel Lopez Alvarez from LYN [27]
5/7	4	RHP Justin Garza from AKR [28]
5/15	5	RHP Matt Koch from AZL [29]
5/18	6	RHP Pedro Carlos Mejia to CLE (rec) [28]
5/21	7	INF Andres Gimenez from CLE (opt) [29]
5/22	8	LHP Kyle Nelson to CLE (rec) [28]
5/23	9	INF Owen Miller to CLE (pur) [27]
	10	LHP Zach Draper from AZL [28]
	11	RHP Jordan Stephens from AZL [29]
5/24	12	RHP Triston McKenzie from CLE (opt) [30]
5/25	13	RHP Kevin Herget signed [31]
	14	LHP Tanner Tully from AKR [32]
5/26	15	RHP Triston McKenzie to CLE (rec) [31]
5/27	16	OF Bradley Zimmer to CLE (rec) [30]
	17	LHP Anthony Gose to the TI List [29]
5/28	18	RHP DJ Johnson to the TI List [28]
	19	RHP Eli Morgan to CLE (rec) [27]
5/29	20	RHP Nathan Ocker from LC [28]
5/30	21	INF Ernie Clement to CLE (rec) [27]
	22	RHP Nathan Ocker to LC [26]
	23	RHP Heath Fillmyer signed [27]
	24	RHP Triston McKenzie from CLE (opt) [28]
5/31	25	INF Ernie Clement from CLE (opt) [29]
	26	RHP Triston McKenzie to CLE (rec) [28]

### MAY - 26 moves

6/1	27	RHP Triston McKenzie from CLE (opt) [29]
6/5	28	INF Bobby Bradley to CLE (rec) [28]
	29	RHP Blake Parker to CLE (pur) [27]
6/7	30	RHP Eli Morgan from CLE (opt) [28]
6/8	31	RHP Manuel Alvarez to AKR [27]
	32	LHP Tanner Tully to AKR [26]
	33	OF Trenton Brooks from AKR [27]
6/10	34	LHP Zach Draper to AKR [26]
	35	LHP Anthony Gose from the TI List [27]
	36	RHP DJ Johnson from the TI List [28]
6/11	37	OF Jordan Luplow from CLE (mlr) [28+1]
6/12	38	RHP Triston McKenzie to CLE (rec) [27+1]
	39	LHP Kyle Nelson from CLE (opt) [28+1]
6/13	40	RHP Triston McKenzie from CLE (opt) [29+1]
	41	INF Ernie Clement to CLE (rec) [28+1]
6/14	42	LHP Kyle Nelson to CLE (rec) [27+1]
	43	OF Jordan Luplow to CLE (mlr) [27]
6/15	44	RHP Eli Morgan to CLE (rec) [26]
	45	INF Owen Miller from CLE (opt) [27]
6/16	46	LHP Ben Krauth from AZL [28]
6/17	47	C Ryan Lavarney to CLE (pur) [27]
6/19	48	LHP Francisco Perez from AKR [28]
6/20	49	C Gianpaul Gonzalez from LC [29]
6/22	50	OF Franmil Reyes from CLE (mlr) [29+1]
6/23	51	C Roberto Perez from CLE (mlr) [29+2]
	52	C Angel Lopez Alvarez to AKR [28+2]
	53	C Mike Rivera from AKR [29+2]
6/24	54	RHP Justin Garza to CLE (pur) [28+2]
6/25	55	RHP Cam Hill from AKR (mlr) [28+3]
6/28	56	C Roberto Perez to AKR (mlr) [28+2]

Date	#	Transaction
6/28	57	OF Franmil Reyes to AKR (mlr) [28+1]
	58	LHP Logan Allen to CLE (rec) [27+1]
	59	OF Oscar Mercado to CLE (rec) [26+1]
6/29	60	OF Alex Call from AKR [27+1]
	61	RHP Brad Peacock signed [28+1]
	62	LHP Kyle Nelson from CLE (opt) [29+1]
6/30	63	INF Owen Miller to CLE (rec) [28+1]
	64	C Ryan Lavarney from CLE (out) [29+1]
	65	RHP Zack Godley signed [30+1]

### JUNE - 39 moves

7/1	66	INF Owen Miller from CLE (opt) [31+1]
	67	C Mike Rivera to AKR [30+1]
7/2	68	C Roberto Perez from AKR (mlr) [30+2]
7/3	69	C Roberto Perez to CLE (mlr) [30+1]
7/5	70	INF Yu Chang from CLE (opt) [31+1]
7/6	71	OF Oscar Gonzalez from AKR [32+1]
	72	C Wilson Ramos signed [33+1]
7/7	73	OF Daniel Johnson to CLE (rec) [32+1]
	74	INF Owen Miller to CLE (rec) [31+1]
	75	RHP DJ Johnson to CLE (pur) [30+1]
	76	LHP Logan Allen from CLE (opt) [31+1]
7/8	77	INF Owen Miller from CLE (opt) [32+1]
	78	RHP Jean Carlos Mejia from CLE (rec) [33+1]
7/9	79	RHP Triston McKenzie to CLE (rec) [32+1]
	80	LHP Sam Hentges from CLE (opt) [33+1]
7/10	81	RHP Dalbert Siri released [32+1]
7/12	82	LHP Anthony Gose to the TI List [31+1]
	83	LHP Ben Krauth to AKR [30+1]
7/17	84	C Ryan Lavarney to the TI List [29+1]
7/19	85	RHP Jean Carlos Mejia to CLE (rec) [28+1]
7/20	86	OF Jordan Luplow from CLE (mlr) [28+2]
	87	RHP DJ Johnson from CLE (opt) [29+2]
7/21	88	INF Yu Chang to CLE (rec) [28+2]
	89	RHP Justin Garza from CLE (opt) [29+2]
7/22	90	LHP Sam Hentges to CLE (rec) [28+2]
	91	RHP Eli Morgan from CLE (opt) [29+2]
7/28	92	RHP Juan Mota from AKR [30+2]
	93	LHP Alex Young from ARI (clm) [31+2]
	94	RHP Cam Hill to CLE (mlr) [31+1]
	95	RHP Cam Hill from CLE (opt) [32+1]
7/30	96	INF Owen Miller to CLE (rec) [31+1]
	97	RHP DJ Johnson to TB (trd) [30+1]
	98	OF Jordan Luplow to CLE (mlr) [30]
	99	INF Richard Palacios from AKR [31]
	100	C Mike Rivera from AKR [32]
7/31	101	RHP Justin Garza to CLE (rec) [31]

### JULY - 36 moves

8/2	102	RHP Eli Morgan to CLE (rec) [30]
	103	RHP Zack Godley released [29]
	104	RHP Cody Morris from AKR [30]
	105	INF Yu Chang from CLE (opt) [31]
	106	OF Daniel Johnson from CLE (opt) [32]
8/6	107	C Wilson Ramos to CLE (pur) [31]
8/7	108	INF Andres Gimenez to CLE (rec) [30]
	109	RHP Jean Carlos Mejia from CLE (opt) [31]

## 2021 TRANSACTIONS

Date	#	Transaction
8/9	110	LHP Francisco Perez to CLE (rec) [30]
8/10	111	C Gianpaul Gonzalez to LC [29]
	112	C Ryan Lavarney from the TI List [30]
8/12	113	LHP Alex Young to CLE (rec) [29]
8/13	114	LHP Anthony Gose from the TI List [30]
	115	INF Yu Chang to CLE (rec) [29]
	116	LHP Logan Allen to CLE (rec) [28]
	117	LHP Francisco Perez from CLE (opt) [29]
8/16	118	OF Daniel Johnson to CLE (rec) [28]
	119	LHP Logan Allen from CLE (opt) [29]
	120	INF Andruw Monasterio from AKR [30]
8/20	121	INF Richard Palacios to the DL [29]
	122	OF Will Benson from AKR [30]
8/25	123	LHP Logan Allen to CLE (rec) [29]
	124	C Eric Rodriguez from AKR [30]
8/26	125	RHP Jean Carlos Mejia to CLE (rec) [29]
	126	LHP Tanner Tully from AKR [30]
	127	C Jonathan Lopez from LYN [31]
8/30	128	RHP Brad Peacock to BOS (trd) [30]
8/31	129	C Eric Rodriguez to AKR [29]
	130	RHP James Karinchak from CLE (opt) [30]
	131	INF Jose Fermin from AKR [31]
	132	LHP Juan Hillman from AKR [32]
	133	OF Steven Kwan from AKR [33]

### AUGUST - 32 moves

9/1	134	INF Nolan Jones to the DL [32]
	135	C Bryan Lavastida from AKR [33]
9/2	136	C Ryan Lavarney to CLE (pur) [32]
9/3	137	INF Richard Palacios from the DL [33]
9/7	138	INF Jose Fermin to AKR [32]
	139	C Jonathan Lopez to LYN [31]
	140	LHP Scott Moss to the DL [30]
	141	INF Ernie Clement from CLE (opt) [31]
	142	RHP Jean Carlos Mejia from CLE (opt) [32]
	143	C Roberto Perez from AKR (mlr) [32+1]
9/8	144	C Angel Lopez Alvarez from LC [33+1]
9/11	145	LHP Francisco Perez to CLE (rec) [32+1]
	146	OF Daniel Johnson from CLE (opt) [33+1]
9/13	147	C Bryan Lavastida to AKR [32+1]
	148	LHP Adam Scott from AKR [33+1]
	149	LHP Juan Hillman to the DL [32+1]
9/14	150	RHP Shane Bieber from CLE (mlr) [32+2]
	151	RHP Jean Carlos Mejia to CLE (rec) [31+2]
	152	C Roberto Perez to CLE (mlr) [31+1]
9/15	153	INF Ernie Clement to CLE (rec) [30+1]
	154	RHP Jean Carlos Mejia from CLE (opt) [31+1]
9/17	155	C Ryan Lavarney from CLE (out) [32+1]
	156	RHP Jean Carlos Mejia to CLE (rec) [31+1]
	157	LHP Alex Young from CLE (opt) [32+1]
9/19	158	RHP Shane Bieber to AKR (mlr) [32]
	159	RHP Jean Carlos Mejia from CLE (opt) [33]
9/20	160	LHP Anthony Gose to CLE (pur) [32]
	161	RHP Jean Carlos Mejia to CLE (rec) [31]
9/21	162	RHP Jean Carlos Mejia from CLE (opt) [32]
9/23	163	RHP Jean Carlos Mejia to CLE (rec) [31]
9/24	164	RHP Jean Carlos Mejia from CLE (opt) [32]
	165	INF Ernie Clement from CLE (opt) [33]

Date	#	Transaction
9/24	166	C Angel Lopez Alvarez to the TI List [32]
	167	LHP Francisco Perez from CLE (opt) [33]

### SEPTEMBER - 34 moves

10/1	168	RHP James Karinchak to CLE (rec) [32]
	169	C Angel Lopez Alvarez from the TI List [33]

### OCTOBER - 2 moves

Movement Breakdown	# of moves	
	To	From
Cleveland (ML)	53	43
Akron (AA)	12	23
Lake County (Adv. A)	2	3
Lynchburg (A)	1	2
AZL Indians (Rookie)	0	4
Disabled List	4	1
Temporarily Inactive	5	5
Waivers	1	0
Outside of Organization	4	6

### Disabled List Summary

Name	Pos	Date	Injury
R. Palacios	INF	8/20-9/2	left hamstring
N. Jones	INF	9/1-	left ankle
S. Moss	LHP	9/7-	back
J. Hillman	LHP	9/13-	left elbow

### Rehab Summary

Name	Pos	Date	Rehab
J. Luplow	OF	6/11-6/13 7/20-7/29	left ankle
F. Reyes	OF	6/22-6/27	left abdominal
R. Perez	C	6/23-6/27 7/2 9/7-9/13	right ring finger right ring finger right shoulder
C. Hill	RHP	6/25-7/27	left wrist
S. Bieber	RHP	9/14-9/18	right shoulder



# For your root for the home team side.

On and off the field, success comes from great teamwork. You can count on Nationwide's team to help you protect your many sides and support your community. We're proud to sponsor the Columbus Clippers because we know baseball is more than just a game — and we're more than just insurance.

**For your many sides, there's Nationwide.**

[insurance](#) | [investments](#) | [retirement](#)



Official Sponsor of the Columbus Clippers

Nationwide and the Nationwide N and Eagle are service marks of Nationwide Mutual Insurance Company and its affiliates, Columbus, Ohio. © 2018 Nationwide CPR-0587AO (03/18)





# INTERNATIONAL LEAGUE

The Clippers won the last ever Governors Cup in 2019, their 11th Cup in franchise history (leads IL).

# BUFFALO BIONS

1 James D. Griffin Plaza • Buffalo, NY 14203

(716) 846-2000 • bions.com



since 2013

Media Contact: Pat Malacaro  
Radio: Pat Malacaro  
Clubhouse: Steven Morris  
Clippers Hotel: Embassy Suites Buffalo  
(716) 725-3733



Ballpark: Sahlen Field (1988)  
Capacity: 17,600  
Dimensions: LF-325, CF-404, RF-325  
Last Season: 79-47 (1st, IL North)  
League Titles: 3 (2004)



## 2022 Field Staff

**Manager:** Casey Candaele (2nd year, 79-47)  
**Pitching Coach:** Jeff Ware (2nd year)  
**Hitting Coach:** Corey Hart (4th year)  
**Coach:** Devon White (5th year)  
**Trainer:** Caleb Daniel (2nd year)  
**S&C Coach:** Justin Batchner (2nd year)

## Toronto Blue Jays Affiliates

**Double-A:** New Hampshire Fisher Cats (2003)  
**High-A:** Vancouver Canadians (2011)  
**Low-A:** Dunedin Blue Jays (1987)

**All-Time Record (2021):** 82-106 (DNP) • **At Buffalo:** 37-58 (DNP) • **At Home:** 45-48 (DNP)

**2022 Schedule:** 5/24-5/29 (H), 8/23-8/28 (R)

# CHARLOTTE KNIGHTS

324 South Mint Street • Charlotte, NC 28202

(704) 274-8300 • charlotteknights.com




since 1999

Media Contact: Tommy Viola  
Radio: Matt Swierad  
Clubhouse:  
Clippers Hotel:



Ballpark: Truist Field (2014)  
Capacity: 10,200  
Dimensions: LF-330, CF-400, RF-315  
Last Season: 47-81 (7th, IL South)  
League Titles: 4 (1999)



## 2022 Field Staff

**Manager:** Wes Helms (2nd year, 47-81)  
**Pitching Coach:** Matt Zaleski (2nd year)  
**Hitting Coach:** Chris Johnson (2nd year)  
**Coach:**  
**Trainer:** Cory Barton (2nd year)  
**S&C Coach:** Shawn Powell (6th year)

## Chicago White Sox Affiliates

**Double-A:** Birmingham Barons (1986)  
**High-A:** Winston-Salem Dash (1997)  
**Low-A:** Kannapolis Cannon Ballers (2001)

**All-Time Record (2021):** 165-143 (DNP) • **At Charlotte:** 72-81 (DNP) • **At Home:** 93-62 (DNP)

**2022 Schedule:** DNP

# DURHAM BULLS

409 Blackwell Street • Durham, NC 27701

(919) 687-6500 • durhambulls.com



since 1998

Media Contact:

Andrew Green

Radio:

Patrick Kinas

Clubhouse:

Clippers Hotel:



Ballpark:

DB Athletic Park (1995)

Capacity:

10,000

Dimensions:

LF-305, CF-400, RF-327

Last Season:

86-44 (1st, IL South)

League Titles:

16 (2018)



## 2022 Field Staff

**Manager:**

Brady Williams (3rd year, 161-108)

**Pitching Coach:**

Brian Reith (1st year)

**Hitting Coach:**

Will Bradley (1st year)

**Coach:**

Reinaldo Ruiz (2nd year)

**Trainer:**

Scott Thurston (4th year)

**S&C Coach:**

Kris Russell (2nd year)

## Tampa Bay Rays Affiliates

**Double-A:**

Montgomery Biscuits (2004)

**High-A:**

Bowling Green Hot Rods (2009)

**Low-A:**

Charleston RiverDogs (2021)

**All-Time Record (2021):** 104-111 (DNP) • **At Durham:** 53-56 (DNP) • **At Home:** 51-55 (DNP)

**2022 Schedule:** DNP

# GWINNETT STRIPERS

2500 Buford Drive • Lawrenceville, GA 30043

(678) 277-0300 • gostripers.com



since 2009

Media Contact:

Dave Lezotte

Radio:

Dave Lezotte

Clubhouse:

Clippers Hotel:



Ballpark:

Coolray Field (2009)

Capacity:

10,427

Dimensions:

LF-335, CF-400, RF-335

Last Season:

71-58 (3rd, IL South)

League Titles:

None



## 2022 Field Staff

**Manager:**

Matt Tuiasosopo (2nd year, 71-58)

**Pitching Coach:**

Mike Maroth (3rd year)

**Hitting Coach:**

Carlos Mendez (2nd year)

**Coach:**

Wigberto Nevarez (2nd year)

**Trainer:**

Drew Garner (1st year)

**S&C Coach:**

Paul Howey (3rd year)

## Atlanta Braves Affiliates

**Double-A:**

Mississippi Braves (1984)

**High-A:**

Rome Braves (2003)

**Low-A:**

Augusta GreenJackets (2021)

**All-Time Record (2021):** 53-39 (1-5) • **At Gwinnett:** 28-15 (DNP) • **At Home:** 25-24 (1-5)

**2022 Schedule:** DNP



# INDIANAPOLIS INDIANS



since 2009

501 West Maryland Street • Indianapolis, IN 46225

(317) 269-3542 • indyindians.com

Media Contact: Anna Kayser  
Radio: Howard Kellman  
Clubhouse: Jeremy Martin  
Clippers Hotel: Fairfield Downtown  
(317) 860-5796



Ballpark: Victory Field (1996)  
Capacity: 14,230  
Dimensions: LF-320, CF-402, RF-320  
Last Season: 61-67 (4th, IL West)  
League Titles: 14 (2000)



## 2022 Field Staff

**Manager:** Miguel Perez (1st year, 0-0)  
**Pitching Coach:** Dan Meyer (1st year)  
**Hitting Coach:** Eric Munson (1st year)  
**Coach:** Gary Green (1st year)  
**Trainer:** Tyler Brooks (1st year)  
**S&C Coach:** Alan Burr (5th year)

## Pittsburgh Pirates Affiliates

**Double-A:** Altoona Curve (1999)  
**High-A:** Greensboro Grasshoppers (2019)  
**Low-A:** Bradenton Marauders (2010)

**All-Time Record (2021):** 238-218 (5-6) • **At Indianapolis:** 108-113 (2-4) • **At Home:** 130-105 (3-2)

**2022 Schedule:** 4/19-4/24 (R), 6/7-6/12 (R), 7/12-7/17 (H), 9/26-9/28 (H)

# IOWA CUBS



since 1981

One Line Drive • Des Moines, IA 50309

(515) 243-6111 • iowacubs.com

Media Contact: Colin Connolly  
Radio: Alex Cohen  
Clubhouse:   
Clippers Hotel: 



Ballpark: Principal Park (1992)  
Capacity: 11,500  
Dimensions: LF-335, CF-400, RF-335  
Last Season: 51-78 (7th, IL West)  
League Titles: 1 (1993)



## 2022 Field Staff

**Manager:** Marty Pevey (9th year, 530-591)  
**Pitching Coach:** Ron Villone (2nd year)  
**Hitting Coach:** Desi Wilson (5th year)  
**Coach:** Griffin Benedict (2nd year)  
**Trainer:** Ed Halbur (6th year)  
**S&C Coach:** Matt Hall (1st year)

## Chicago Cubs Affiliates

**Double-A:** Tennessee Smokies (2007)  
**High-A:** South Bend Cubs (2015)  
**Low-A:** Myrtle Beach Pelicans (2015)

**All-Time Record (2021):** 19-14 (8-4) • **At Iowa:** 10-6 (5-1) • **At Home:** 9-8 (3-3)

**2022 Schedule:** 5/17-5/22 (R), 6/28-7/3 (R), 8/30-9/4 (H)

# JACKSONVILLE JUMBO SHRIMP

301 A. Philip Randolph Boulevard • Jacksonville, FL 32202

(904) 358-2846 • jaxshrimp.com



since 2009

Media Contact:

Scott Kornberg

Radio:

Scott Kornberg

Clubhouse:

Clippers Hotel:



Ballpark:

121 Financial (2003)

Capacity:

11,000

Dimensions:

LF-321, CF-420, RF-317

Last Season:

75-55 (2nd, IL South)

League Titles:

7 (2014)



## 2022 Field Staff

**Manager:**

Daren Brown (1st year, 0-0)

**Pitching Coach:**

Jeremy Powell (2nd year)

**Hitting Coach:**

Phil Plantier (2nd year)

**Coach:**

Jose Ceballos (4th year)

**Trainer:**

Eric Reigelsberger (1st year)

**S&C Coach:**

Tim Rodmaker (1st year)

## Miami Marlins Affiliates

**Double-A:**

Pensacola Blue Wahoos (2021)

**High-A:**

Beloit Sky Carp (2021)

**Low-A:**

Jupiter Hammerheads (2002)

**All-Time Record (2021):** 0-0 (DNP) • **At Jacksonville:** 0-0 (DNP) • **At Home:** 0-0 (DNP)

**2022 Schedule:** DNP

# LEHIGH VALLEY IRONPIGS

1050 IronPigs Way • Allentown, PA 18109

(610) 841-7447 • ironpigsbaseball.com



since 2008

Media Contact:

Mike Ventola

Radio:

Pat McCarthy

Clubhouse:

Jason Ross

Clippers Hotel:

StayBridge Suites

(610) 686-5002



Ballpark:

Coca-Cola Park (2008)

Capacity:

10,178

Dimensions:

LF-323, CF-400, RF-325

Last Season:

53-75 (4th, IL North)

League Titles:

None



## 2022 Field Staff

**Manager:**

Anthony Contreras (1st year, 0-0)

**Pitching Coach:**

Cesar Ramos (1st year)

**Hitting Coach:**

Joe Thurston (1st year)

**Coach:**

Greg Brodzinski (1st year)

**Trainer:**

Elliot Diehl (1st year)

**S&C Coach:**

Meaghan Flaherty (3rd year)

## Philadelphia Phillies Affiliates

**Double-A:**

Reading Fightin' Phils (1967)

**High-A:**

Jersey Shore BlueClaws (2001)

**Low-A:**

Clearwater Threshers (1985)

**All-Time Record (2021):** 56-31 (DNP) • **At Lehigh Valley:** 27-16 (DNP) • **At Home:** 29-15 (DNP)

**2022 Schedule:** 4/5-4/10 (R)


# LOUISVILLE BATS

401 East Main Street • Louisville, KY 40202

(502) 212-2287 • batsbaseball.com



since 2000

Media Contact: Chris Robinson  
Radio: Nick Curran  
Clubhouse:   
Clippers Hotel: Omni Hotel  
(502) 313-6674



Ballpark: Slugger Field (2000)  
Capacity: 13,131  
Dimensions: LF-325, CF-405, RF-340  
Last Season: 55-73 (6th, IL West)  
League Titles: 4 (2001)



## 2022 Field Staff

**Manager:** Pat Kelly (2nd year, 55-73)  
**Pitching Coach:** Seth Etherton (2nd year)  
**Hitting Coach:** Alex Pelaez (2nd year)  
**Coach:** Dick Schofield (1st year)  
**Trainer:** Steve Gober (6th year)  
**S&C Coach:** Kenny Matanane (1st year)

## Cincinnati Reds Affiliates

**Double-A:** Chattanooga Lookouts (2019)  
**High-A:** Dayton Dragons (1999)  
**Low-A:** Daytona Tortugas (2015)

**All-Time Record (2021):** 236-218 (7-2) • **At Louisville:** 108-122 (4-1) • **At Home:** 128-96 (3-1)

**2022 Schedule:** 4/26-5/1 (H), 7/26-7/31 (R), 9/6-9/11 (R)




# MEMPHIS REDBIRDS

198 Union Avenue • Memphis, TN 38013

(901) 721-6000 • memphisredbirds.com



since 1998




Media Contact:   
Radio:   
Clubhouse:   
Clippers Hotel: 



Ballpark: AutoZone Park (2000)  
Capacity: 10,000  
Dimensions: LF-319, CF-400, RF-322  
Last Season: 61-67 (2nd, IL South)  
League Titles: 4 (2018)



## 2022 Field Staff

**Manager:** Ben Johnson (1st year, 0-0)  
**Pitching Coach:** Dernier Orozco (1st year)  
**Hitting Coach:** Brandon Allen (1st year)  
**Coach:**   
**Trainer:**   
**S&C Coach:** 

## St. Louis Cardinals Affiliates

**Double-A:** Springfield Cardinals (2005)  
**High-A:** Peoria Chiefs (2013)  
**Low-A:** Palm Beach Cardinals (2003)

**All-Time Record (2021):** 3-3 (3-3) • **At Memphis:** 3-3 (3-3) • **At Home:** 0-0 (DNP)

**2022 Schedule:** DNP

# NASHVILLE SOUNDS

19 Junior Gilliam Way • Nashville, TN 37219

(615) 690-4487 • nashvillesounds.com



since 2021

Media Contact:

Chad Seely

Radio:

Jeff Hem

Clubhouse:

Clippers Hotel:



Ballpark:

First Horizon Park (2015)

Capacity:

10,000

Dimensions:

LF-330, CF-403, RF-310

Last Season:

70-58 (4th, IL South)

League Titles:

3 (2005)



## 2022 Field Staff

**Manager:**

Rick Sweet (2nd year, 70-58)

**Pitching Coach:**

Jeremy Accardo (1st year)

**Hitting Coach:**

Al LeBoeuf (2nd year)

**Coach:**

Ned Yost IV (2nd year)

**Trainer:**

Jeff Paxson (1st year)

**S&C Coach:**

Andrew Emmick (2nd year)

## Milwaukee Brewers Affiliates

**Double-A:**

Biloxi Shuckers (2015)

**High-A:**

Wisconsin Timber Rattlers (2009)

**Low-A:**

Carolina Mudcats (2017)

**All-Time Record (2021):** 14-24 (3-14) • **At Nashville:** 8-14 (3-8) • **At Home:** 6-10 (0-6)

**2022 Schedule:** 7/4-7/10 (H)

# NORFOLK TIDES

150 Park Avenue • Norfolk, VA 23510

(757) 622-2222 • norfolktides.com



since 2007

Media Contact:

John Stanley

Radio:

Pete Michaud

Clubhouse:

Clippers Hotel:



Ballpark:

Harbor Park (1993)

Capacity:

11,856

Dimensions:

LF-333, CF-400, RF-318

Last Season:

52-78 (6th, IL South)

League Titles:

6 (1985)



## 2022 Field Staff

**Manager:**

Buck Britton (1st year, 0-0)

**Pitching Coach:**

Justin Ramsey (2nd year)

**Hitting Coach:**

Tim Gibbons (2nd year)

**Coach:**

Ramon Sambo (3rd year)

**Trainer:**

Alan Rail (1st year)

**S&C Coach:**

Jon Medici (1st year)

## Baltimore Orioles Affiliates

**Double-A:**

Bowie Baysox (1989)

**High-A:**

Aberdeen IronBirds (2002)

**Low-A:**

Delmarva Shorebirds (1997)

**All-Time Record (2021):** 299-288 (DNP) • **At Norfolk:** 133-154 (DNP) • **At Home:** 166-134 (DNP)

**2022 Schedule:** DNP

# OMAHA STORM CHASERS

12356 Ballpark Way • Papillion, NE 68046

(402) 738-5100 • omahastormchasers.com

*A*  
since 1969

Media Contact: Justin Rolfes  
Radio: Jake Eisenberg  
Clubhouse: Nile Langer  
Clippers Hotel: Courtyard by Marriott  
(402) 408-5456



Ballpark: Werner Park (2011)  
Capacity: 9,023  
Dimensions: LF-310, CF-402, RF-315  
Last Season: 73-56 (2nd, IL West)  
League Titles: 7 (2014)



## 2022 Field Staff

**Manager:** Scott Thorman (1st year, 0-0)  
**Pitching Coach:** Dane Johnson (2nd year)  
**Hitting Coach:** Brian Buchanan (4th year)  
**Coach:** Tommy Shields (1st year)  
**Trainer:** James Stone (3rd year)  
**S&C Coach:** Yannick Plante (2nd year)

## Kansas City Royals Affiliates

**Double-A:** Northwest Arkansas Naturals (2008)  
**High-A:** Quad Cities River Bandits (2021)  
**Low-A:** Columbia Fireflies (2021)

**All-Time Record (2021):** 20-19 (9-9) • **At Omaha:** 9-9 (4-2) • **At Home:** 11-10 (5-7)

**2022 Schedule:** 5/3-5/8 (R), 6/21-6/26 (R), 9/13-9/18 (H)

# ROCHESTER RED WINGS

1 Morrie Silver Way • Rochester, NY 14608

(585) 454-1001 • redwingsbaseball.com



since 2021

Media Contact: Nate Rowan  
Radio: Josh Whetzel  
Clubhouse:  
Clippers Hotel:



Ballpark: Frontier Field (1996)  
Capacity: 13,500  
Dimensions: LF-335, CF-402, RF-322  
Last Season: 49-77 (6th, IL North)  
League Titles: 19 (1997)



## 2022 Field Staff

**Manager:** Matthew LeCroy (2nd year, 49-77)  
**Pitching Coach:** Rafael Chaves (1st year)  
**Hitting Coach:** Brian Daubach (2nd year)  
**Coach:** Billy McMillon (1st year)  
**Trainer:** Eric Montague (2nd year)  
**S&C Coach:** Mike Warren (2nd year)

## Washington Nationals Affiliates

**Double-A:** Harrisburg Senators (1991)  
**High-A:** Wilmington Blue Rocks (2021)  
**Low-A:** Fredericksburg Nationals (2020)

**All-Time Record (2021):** 271-241 (DNP) • **At Rochester:** 126-129 (DNP) • **At Home:** 145-112 (DNP)

**2022 Schedule:** 8/2-8/7 (H)

# SCRANTON/WB RAILRIDERS

235 Montage Mountain Road • Moosic, PA 18507

(570) 969-2255 • swbrailriders.com



Media Contact:

Adam Marco

Radio:

Adam Marco

Clubhouse:

Clippers Hotel:



Ballpark:

PNC Field (1989)

Capacity:

10,000

Dimensions:

LF-326, CF-408, RF-330

Last Season:

75-52 (2nd, IL North)

League Titles:

2 (2016)



## 2022 Field Staff

**Manager:**

Doug Davis (2nd year, 75-52)

**Pitching Coach:**

Graham Johnson (1st year)

**Hitting Coach:**

Trevor Amicone (1st year)

**Coach:**

Raul Dominguez (2nd year)

**Trainer:**

Jimmy Downam (1st year)

**S&C Coach:**

Larry Adegoke (2nd year)

## New York Yankees Affiliates

**Double-A:**

Somerset Patriots (2021)

**High-A:**

Hudson Valley Renegades (2021)

**Low-A:**

Tampa Tarpons (1994)

**All-Time Record (2021):** 162-134 (DNP) • **At Scranton/WB:** 87-62 (DNP) • **At Home:** 75-72 (DNP)

**2022 Schedule:** DNP

# ST. PAUL SAINTS

360 Broadway Street • St. Paul, MN 55101

(651) 644-3517 • saintsbaseball.com



Media Contact:

Sean Aronson

Radio:

Sean Aronson

Clubhouse:

Will Sorenson

Clippers Hotel:

Drury Plaza Downtown

(952) 229-1087



Ballpark:

CHS Field (2015)

Capacity:

7,210

Dimensions:

LF-330, CF-405, RF-320

Last Season:

67-63 (3rd, IL West)

League Titles:

None



## 2022 Field Staff

**Manager:**

Toby Gardenhire (2nd year, 67-63)

**Pitching Coach:**

Cibney Bello (2nd year)

**Hitting Coach:**

Ryan Smith (1st year)

**Coach:**

Virgil Vasquez (1st year)

**Trainer:**

Ben Myers (1st year)

**S&C Coach:**

Cody Drouin (1st year)

## Minnesota Twins Affiliates

**Double-A:**

Wichita Wind Surge (2021)

**High-A:**

Cedar Rapids Kernels (2013)

**Low-A:**

Fort Myers Mighty Mussels (1992)

**All-Time Record (2021):** 9-9 (9-9) • **At St. Paul:** 1-5 (1-5) • **At Home:** 8-4 (8-4)

**2022 Schedule:** 5/10-5/15 (H), 6/14-6/19 (H), 8/9-8/14 (R)



# SYRACUSE METS

1 Tex Simone Drive • Syracuse, NY 13208

(315) 474-7833 • [syracusemets.com](http://syracusemets.com)



since 2019

Media Contact:

Michael Tricarico

Radio:

Michael Tricarico

Clubhouse:

Clippers Hotel:



Ballpark:

NBT Bank Stadium (1997)

Capacity:

10,815

Dimensions:

LF-330, CF-400, RF-330

Last Season:

50-75 (5th, IL North)

League Titles:

8 (1976)



## 2022 Field Staff

**Manager:**

Kevin Boles (1st year, 0-0)

**Pitching Coach:**

Steve Schrenk (2nd year)

**Hitting Coach:**

Joel Chimelis (3rd year)

**Coach:**

Jay Pecci (1st year)

**Trainer:**

Hiroto Kawamura (2nd year)

**S&C Coach:**

Alex Tavarez (1st year)

## New York Mets Affiliates

**Double-A:**

Binghamton Rumble Ponies (1991)

**High-A:**

Brooklyn Cyclones (2001)

**Low-A:**

St. Lucie Mets (1988)

**All-Time Record (2021):** 287-225 (DNP) • **At Syracuse:** 145-111 (DNP) • **At Home:** 142-114 (DNP)

**2022 Schedule:** 4/12-4/17 (H)

# TOLEDO MUD HENS

406 Washington Street • Toledo, OH 43604

(419) 725-4367 • [mudhens.com](http://mudhens.com)



since 1987

Media Contact:

Jim Weber

Radio:

Clubhouse:

Clippers Hotel:



Ballpark:

Fifth Third Field (2002)

Capacity:

10,300

Dimensions:

LF-320, CF-400, RF-320

Last Season:

74-56 (1st, IL West)

League Titles:

4 (2006)



## 2022 Field Staff

**Manager:**

Lloyd McClendon (1st year, 0-0)

**Pitching Coach:**

Doug Bochtler (2nd year)

**Hitting Coach:**

Adam Melhuse (1st year)

**Coach:**

Tony Cappuccilli (1st year)

**Trainer:**

Jason Schwartzman (2nd year)

**S&C Coach:**

Phil Hartt (1st year)

## Detroit Tigers Affiliates

**Double-A:**

Erie SeaWolves (2001)

**High-A:**

West Michigan Whitecaps (1997)

**Low-A:**

Lakeland Flying Tigers (1963)

**All-Time Record (2021):** 439-403 (14-16) • **At Toledo:** 219-209 (7-11) • **At Home:** 220-194 (7-5)

**2022 Schedule:** 5/30-6/5 (H), 7/22-7/24 (R), 8/16-8/21 (H), 9/19-9/25 (R)

# WORCESTER RED SOX

100 Madison Street • Worcester, MA 01608

(508) 500-1000 • woosox.com



since 2021

Media Contact:

Bill Wanless

Radio:

Josh Maurer

Clubhouse:

Clippers Hotel:



Ballpark:

Polar Park (2021)

Capacity:

9,508

Dimensions:

LF-329, CF-402, RF-320

Last Season:

74-54 (3rd, IL North)

League Titles:

None



## 2022 Field Staff

**Manager:**

Chad Tracy (1st year, 0-0)

**Pitching Coach:**

Paul Abbott (2nd year)

**Hitting Coach:**

Rich Gedman (2nd year)

**Coach:**

Jose Flores (1st year)

**Trainer:**

David Herrera (2nd year)

**S&C Coach:**

Ben Chadwick (2nd year)

## Boston Red Sox Affiliates

**Double-A:**

Portland Sea Dogs (2003)

**High-A:**

Greenville Drive (2005)

**Low-A:**

Salem Red Sox (2009)

**All-Time Record (2021): 0-0 (DNP) • At Worcester: 0-0 (DNP) • At Home: 0-0 (DNP)**

**2022 Schedule: DNP**

## UMPIRE SCHEDULE

### Crew 1

Brian Walsh

Jose Navas

Ben Phillips

H: None. R: 5/17-5/22,  
6/21-6/26, 7/26-7/31

### Crew 2

Alex Tosi

Chris Marco

Tom West

H: 6/14-6/19  
R: None

### Crew 3

Jacob Metz

Jose Matamoros

Justin Robinson

H: 7/12-7/17  
R: None

### Crew 4

John Bacon

Taka Matsuda

Austin Jones

H: 4/26-5/1  
R: None

### Crew 5

Nate Tomlinson

Darius Ghani

Luis Hernandez

H: 5/10-5/15  
R: 8/23-8/28

### Crew 6

Lew Williams

Tyler Olson

Sam Burch

H: 4/12-4/17, 8/30-9/4  
R: None

### Crew 7

Alex MacKay

Cody Clark

Emil Jimenez

H: 8/2-8/7  
R: 6/28-7/3

### Crew 8

Jonathan Parra

Anthony Perez

Mike Rains

H: 7/4-7/10  
R: None

### Crew 9

Brock Ballou

Matt Bates

Tyler Jones

H: None. R: 5/3-5/8,  
8/9-8/14, 9/6-9/11

### Crew 10

Randy Rosenberg

Dave Martinez

Robert Nunez

H: 5/30-6/5  
R: None

### Crew 11

Cody Oakes

Matt Winter

Dillon Wilson

H: 9/13-9/18  
R: None

### Crew 12

Brennan Miller

Tom Hanahan

Mark Stewart

H: None  
R: 4/5-4/10

### Crew 13

Clint Vondrak

Cody Oakes

Chris Marco

H: 8/16-8/21  
R: 6/7-6/12, 7/22-7/24

### Crew 14

David Arrieta

Derek Thomas

Matt Brown

H: 5/24-5/29, 9/26-9/28  
R: None

### Crew 15

Malachi Moore

Aaron Higgins

Reed Basner

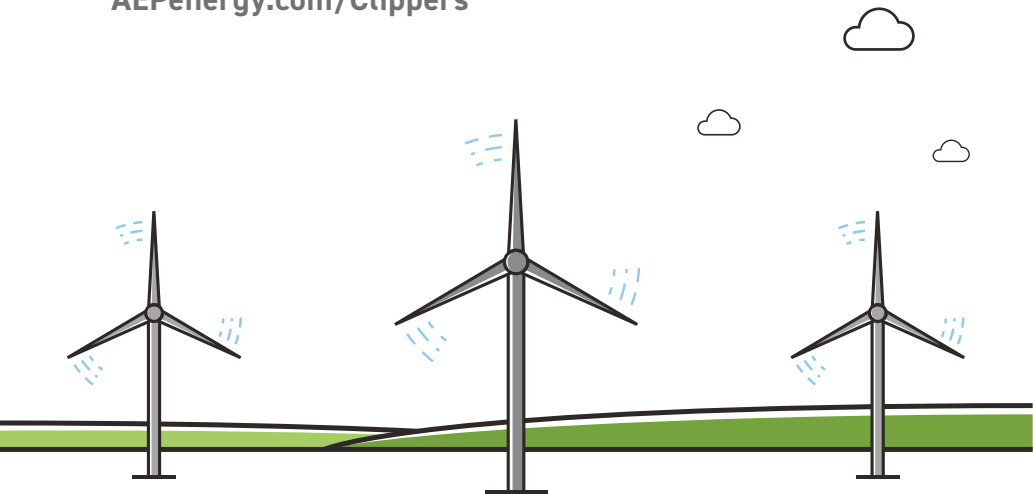
H: None  
R: 8/19-8/24, 9/20-9/25



# REDEFINING THE GAME

Renewable energy for your home, business, and your environment.  
Boundless choices. Boundless commitment.

**[AEPenergy.com/Clippers](http://AEPenergy.com/Clippers)**



## BOUNDLESS ENERGY<sup>SM</sup>

AEP Energy is a certified Competitive Retail Electric Service (CRES) provider. While it is an affiliate of AEP Ohio, AEP Energy is not soliciting on behalf of and is not an agent for AEP Ohio. AEP Ohio customers do not need to purchase any competitive retail electric service from AEP Energy to receive or to continue to receive non-competitive retail electric service from AEP Ohio. The trademarks of The Columbus Clippers are used with permission.



# TEAM HISTORY

Bobby Bradley saw limited action in Columbus in 2021, but managed to hit 9HR in 26G. As a Clipper, he has 45HR in 165G (2018-19, '21).

## NO-HITTERS AND MANAGER RECORDS

### No-Hit History

Tyler Cloyd twirled the first no-hitter in Huntington Park history when he silenced the Louisville Bats on 7/30/14. He came within one hit batter, leading off the 9th inning, of a perfect game, but still faced the minimum number of batters thanks to a double play.



<i>Date</i>	<i>Pitcher(s)</i>	<i>Opponent</i>	<i>Innings</i>	<i>Result</i>
7/25/77	Rod Scurry	Richmond	7	W, 2-0
6/8/88	Scott Nielsen	Maine	9	W, 3-0
7/5/91	Kevin Mmahat	Louisville	9	W, 6-0
6/26/95	Mariano Rivera	Indianapolis	5	W, 3-0
6/10/02	Adrian Hernandez/Bob Scanlan/Kevin Lovinger	Indianapolis	9	W, 15-1
7/26/11	Justin Germano*	Syracuse	9	W, 3-0
7/30/14	Tyler Cloyd	Louisville	9	W, 13-0
5/25/18	Shane Bieber	Gwinnett	7	W, 7-0
6/2/18	Adam Plutko	Syracuse	9	W, 6-0

\*-perfect game

### MANAGERS RANKED BY WINNING PERCENTAGE

<b>Manager</b>	<b>Games</b>	<b>Record</b>	<b>Pct</b>	<b>Years</b>
Rick Down	391	242-149	.619	1989*, 90*, 91-92
Gene Michael	139	85-54	.612	1979
Frank Verdi	279	167-112	.599	1981-82
John Oates	140	83-57	.593	1983
Joe Altobelli	140	83-57	.593	1980
Tony Mansolino	140	81-59	.579	2019
Mike Sarbaugh	432	242-190	.560	2010-12
Stump Merrill	1,122	608-514	.542	1984, 85*, 90*, 93-94, 96-98, 2002*
Chris Tremie	858	459-399	.535	2013-18
Trey Hillman	428	225-203	.526	1999-2001
Bucky Dent	844	443-401	.525	1987-88, 89*, 2003-05
Bill Evers	139	71-68	.511	1995
Tim Foli	142	69-73	.486	2008
Dave Miley	142	69-73	.486	2006
John Lipon	244	115-129	.471	1977*, 78
Andy Tracy	127	59-68	.465	2021
Doug Holmquist	22	10-12	.455	1985*
Barry Foote	139	62-77	.446	1986
John Stearns	144	64-80	.444	2007
Torey Lovullo	144	57-85	.401	2009
Frank Howard	8	3-5	.375	2002*
Brian Butterfield	37	12-25	.324	2002*
Tim Murtaugh	35	11-24	.314	1977*

\*-did not manage the whole season

# YEAR BY YEAR

Year	W-L	Pct	Pos	Manager(s)	GM	Att.
2021	59-68	.465	5th	Andy Tracy	Ken Schnacke	393,879
2019	81-59	.579	1st	Tony Mansolino	Ken Schnacke	625,341
2018	73-67	.521	2nd	Chris Tremie	Ken Schnacke	616,866
2017	71-71	.500	2nd	Chris Tremie	Ken Schnacke	616,059
2016	82-62	.569	1st	Chris Tremie	Ken Schnacke	602,171
2015	83-61	.576	1st	Chris Tremie	Ken Schnacke	661,731
2014	79-65	.549	1st	Chris Tremie	Ken Schnacke	638,575
2013	71-73	.493	2nd	Chris Tremie	Ken Schnacke	635,613
2012	75-69	.521	2nd	Mike Sarbaugh	Ken Schnacke	611,223
2011	88-56	.611	1st	Mike Sarbaugh	Ken Schnacke	608,165
2010	79-65	.549	2nd	Mike Sarbaugh	Ken Schnacke	651,224
2009	57-85	.401	4th	Torey Lovullo	Ken Schnacke	666,797
2008	69-73	.486	3rd	Tim Foli	Ken Schnacke	537,889
2007	64-80	.444	4th	John Stearns	Ken Schnacke	507,155
2006	69-73	.486	4th	Dave Miley	Ken Schnacke	518,875
2005	77-67	.534	2nd	Bucky Dent	Ken Schnacke	520,104
2004	80-64	.556	1st	Bucky Dent	Ken Schnacke	493,496
2003	76-68	.528	2nd	Bucky Dent	Ken Schnacke	480,445
2002	59-83	.415	4th	Stump Merrill (44-53) Frank Howard (3-5) Brian Butterfield (12-25)	Ken Schnacke	490,390
2001	67-76	.469	2nd	Trey Hillman	Ken Schnacke	503,824
2000	75-69	.521	2nd	Trey Hillman	Ken Schnacke	458,806
1999	83-58	.589	1st	Trey Hillman	Ken Schnacke	460,923
1998	67-77	.465	3rd	Stump Merrill	Ken Schnacke	488,674
1997	79-63	.556	1st	Stump Merrill	Ken Schnacke	507,810
1996	85-57	.599	1st	Stump Merrill	Ken Schnacke	526,099
1995	71-68	.511	3rd	Bill Evers	Ken Schnacke	541,451
1994	74-68	.521	3rd	Stump Merrill	Ken Schnacke	535,145
1993	78-62	.557	3rd	Stump Merrill	Ken Schnacke	580,570
1992	95-49	.660	1st	Rick Down	Ken Schnacke	583,918
1991	85-59	.590	1st	Rick Down	Ken Schnacke	570,605
1990	87-59	.596	1st	Rick Down (53-34) Stump Merrill (34-25)	Ken Schnacke	584,010
1989	77-69	.527	2nd	Rick Down (9-7) Bucky Dent (68-62)	George Sisler, Jr.	504,224
1988	65-77	.458	3rd	Bucky Dent	George Sisler, Jr.	536,171
1987	77-63	.550	2nd	Bucky Dent	George Sisler, Jr.	570,599
1986	62-77	.446	6th	Barry Foote	George Sisler, Jr.	548,417
1985	75-64	.540	3rd	Stump Merrill (65-52) Doug Holmquist (10-12)	George Sisler, Jr.	568,735
1984	82-57	.590	1st	Stump Merrill	George Sisler, Jr.	520,478
1983	83-57	.593	1st	John Oates	George Sisler, Jr.	501,481
1982	79-61	.564	2nd	Frank Verdi	George Sisler, Jr.	564,850
1981	88-51	.633	1st	Frank Verdi	George Sisler, Jr.	527,124
1980	83-57	.593	1st	Joe Altobelli	George Sisler, Jr.	546,074
1979	85-54	.612	1st	Gene Michael	George Sisler, Jr.	576,101
1978	61-78	.439	7th	John Lipon	George Sisler, Jr.	324,510
1977	65-75	.464	7th	John Lipon (54-51) Tim Murtaugh (11-24)	George Sisler, Jr.	457,251

3,320-2,908 .533

23,963,812

## Notes

-Attendance figures since 1979 are paid attendance and include playoffs and All-Star... *ITALICS* denote led League.



## POSTSEASON RESULTS

Year	Series	Teams	Result
2019	Triple-A National Championship	Sacramento over COLUMBUS	1-0
	GOVERNORS' CUP	COLUMBUS over Durham	3-0
	IL Semi-Final	COLUMBUS over Gwinnett	3-1
2016	IL Semi-Final	Gwinnett over COLUMBUS	3-1
2015	Triple-A National Championship	Fresno over COLUMBUS	1-0
	GOVERNORS' CUP	COLUMBUS over Indianapolis	3-2
	IL Semi-Final	COLUMBUS over Norfolk	3-2
2014	IL Semi-Final	Durham over COLUMBUS	3-1
2011	Triple-A National Championship	COLUMBUS over Omaha	1-0
	GOVERNORS' CUP	COLUMBUS over Lehigh Valley	3-1
	IL Semi-Final	COLUMBUS over Durham	3-0
2010	Triple-A National Championship	COLUMBUS over Tacoma	1-0
	GOVERNORS' CUP	COLUMBUS over Durham	3-1
	IL Semi-Final	COLUMBUS over Scranton/WB	3-1
2004	IL Semi-Final	Richmond over COLUMBUS	3-2
1999	IL Semi-Final	Durham over COLUMBUS	3-0
1997	GOVERNORS' CUP	Rochester over COLUMBUS	3-2
	IL Semi-Final	COLUMBUS over Charlotte	3-1
1996	GOVERNORS' CUP	COLUMBUS over Rochester	3-0
	IL Semi-Final	COLUMBUS over Norfolk	3-0
1992	GOVERNORS' CUP	COLUMBUS over Scranton/WB	3-2
	IL Semi-Final	COLUMBUS over Richmond	3-0
1991	Triple-A Classic	Denver over COLUMBUS	4-1
	GOVERNORS' CUP	COLUMBUS over Pawtucket	3-0
1990	GOVERNORS' CUP	Rochester over Columbus	3-2
1987	GOVERNORS' CUP	COLUMBUS over Tidewater	3-0
	IL Semi-Final	COLUMBUS over Rochester	3-0
1985	GOVERNORS' CUP	Tidewater over COLUMBUS	3-1
	IL Semi-Final	COLUMBUS over Syracuse	3-1
1984	IL Semi-Final	Pawtucket over COLUMBUS	3-1
1983	IL Semi-Final	Tidewater over COLUMBUS	3-2
1982	IL Semi-Final	Tidewater over COLUMBUS	3-0
1981	GOVERNORS' CUP	COLUMBUS over Richmond	2-1
	IL Semi-Final	COLUMBUS over Rochester	3-2
1980	GOVERNORS' CUP	COLUMBUS over Toledo	4-1
	IL Semi-Final	COLUMBUS over Richmond	3-2
1979	GOVERNORS' CUP	COLUMBUS over Syracuse	4-3
	IL Semi-Final	COLUMBUS over Tidewater	3-1

<i>Cups</i>	<i>Team</i>	<i>Years as Champions (since 1977)</i>	<i>Last Playoff</i>
11	Columbus	'79, '80, '81, '87, '91, '92, '96, '10, '11, '15, '19	2019
6	Durham	'02, '03, '09, '13, '17, '18	2019
5	Richmond*	'78, '86, '89, '94, '07	-
3	Pawtucket	'84, '12, '14	2014
3	Rochester	'88, '90, '97	2013
3	Norfolk	'82, '83, '85	2015
2	Buffalo	'98, '04	2005
2	Charlotte	'93, '99	2012
2	Scranton/WB	'08, '16	2019
2	Toledo	'05, '06	2018
1	Indianapolis	'00	2017
1	Louisville	'01	2010
1	Ottawa*	'95	-
1	Charleston*	'77	-

\*-no longer in the IL

## CLIPPERS ALL TIME ROSTER

-A-		Barnes, Scott	2011-14	Bragg, Darren	2001, 04
Abbott, Kurt	2002	Barnwell, Rich	1994-95	Brant, Marshall	1980-83
Abernathy, Brent	2007	Barom, Jim	1998	Brantley, Michael	2009-10, 16
Abraham, Adam	2013-14	Barrett, Tom	1984-86	Brantly, Rob	2018
Abreu, Winston	2007	Batchelor, Rich	1993	Branyan, Russell	2010, 14
Accardo, Jeremy	2012	Batista, Tony	2007-08	Brazoban, Yhency	2001
Adams, Austin	2014-16	Batton, Chris	1977	Breining, Fred	1978
Adkins, Steve	1990-91	Bauer, Trevor	2013-14	Breslow, Craig	2017
Adkins, Tim	2001, 03-04	Bauers, Jake	2019	Brewer, Billy	1996
Aguilar, Jesus	2014-16	Beal, Andy	2002-04	Bridges, Kary	2001-02
Albaladejo, Jonathan	2007	Beam, T.J.	2006	Briggs, Dan	1984-85
Alberro, Jose	1997-98	Bean, Colter	2003-06	Brito, Eude	2008
Alexander, Doyle	1982	Beattie, Jim	1979	Brito, Juan	2007
Alexander, Manny	2007	Becker, Tim	1979	Broadway, Larry	2007-08
Allen, Cody	2012	Beech, Matt	2002-03	Brock, Russ	1996
Allen, Greg	2018-19	Benson, Will	2021	Brooks, Trenton	2021
Allen, Kim	1978	Belisle, Matt	2018	Broom, Robert	2021
Allen, Logan	2019, 21	Beliveau, Jeff	2018	Brow, Scott	1998
Allen, Neil	1988	Bell, Bubba	2011	Brower, Bob	1989-90
Almanzar, Carlos	2001	Bellinger, Clay	1997-01	Brown, Bobby	1979, 81
Almonte, Abraham	2015-17	Benavides, Freddie	1996	Brown, Curt	1984-85
Almonte, Erick	2001-03	Benzinger, Todd	1995	Brown, D.J.	2016-17
Alvarez, Manuel	2021	Berger, Eric	2010-12	Brown, Dusty	2014
Ambriz, Hector	2010, 12	Bergman, Dusty	2006	Brown, Jason	2006
Anderson, Cody	2015-16, 19	Bergmann, Jason	2007-08	Brown, Jordan	2009-11
Anderson, Jason	2002-05	Bergolla, William	2008	Brown, Kevin	2004
Anderson, Lars	2012	Bernadina, Roger	2007-08	Brown, Richard	2000
Anderson, Rick	1979	Berra, Dale	1977-78	Brown, Ron	1997
Angulo, Argenis	2016, 19	Berry, Mike	1998	Browning, Mike	1982-83
Antonelli, Matt	2013	Berti, Jon	2018	Brownlie, Bobby	2008
Aquino, Greg	2009	Bertotti, Mike	2000-01	Bruhart, Mike	1981-82
Aramboles, Ricardo	2001	Betancourt, Rafael	2009	Bruney, Brian	2006
Arias, Alex	2002	Betts, Todd	2004	Bruske, Jim	1998
Arias, Gabriel D.	2014	Beverlin, Jason	2000	Bryson, Rob	2013
Arias, Gabriel	2021	Bieber, Shane	2018, 21	Buchanan, Brian	1997
Armstrong, Mike	1985-87	Bierek, Kurt	1998-99, 02	Buck, Travis	2011
Armstrong, Shawn	2014-17	Bird, Doug	1980	Buddie, Mike	1997-00
Arnal, Cristo	2009	Bittner, Tim	2008	Buhner, Jay	1987-88
Arnsberg, Brad	1985-87	Bixler, Brian	2010	Burke, Jay	1987-88
Arocha, Rene	1997	Blair, Ryan	2009	Burns, Britt	1990
Arrojo, Rolando	2003	Blevins, Jeremy	2002	Burns, Cory	2011
Artiles, Carlos	2005	Blowers, Mike	1990	Burrows, Terry	1996
Ashby, Chris	1998-99	Boehringer, Brian	1995-96, 05	Buscher, Brian	2010
Ashford, Tucker	1981-82	Bond, Daven	1991	Bush, Homer	1997, 04
Aubrey, Michael	2009	Bonds, Bobby	1982	Butler, Joey	2016
Augustine, Dave	1977	Bonifacio, Emilio	2008	Butterfield, Brian	1982
Augustine, Jerry	1986	Bonilla, Juan	1985, 87	Butto, Francisco	2006
Ausanio, Joe	1994-95	Bonser, Boof	2013	Byron, Tim	1986
Ausmus, Brad	1992	Booker, Chris	2007-08	Bystrom, Marty	1985-86
Aviles, Robbie	2017	Boone, Aaron	2008		
Ayala, Benny	1978	Boone, Bret	2008	-C-	
Ayala, Luis	2007	Bordi, Rich	1987	Cabrera, Melky	2005-06, 18
Azocar, Oscar	1989-90	Boris, Paul	1981	Call, Alex	2021
		Borowski, Joe	1998	Callahan, Ben	1983
-B-		Borrell, Danny	2003	Callahan, Pat	1981-82
Bacsik, Mike	2007-08	Bourn, Michael	2013-14	Campaneris, Bert	1983
Balboni, Steve	1981-83	Bowen, Ryan	1997	Cannizaro, Andy	2005-06, 09
Baldwin, Billy	1978	Bowie, Micah	2007	Cano, Robinson	2004-05
Baldwin, Rick	1978	Boyland, Doe	1978	Canzler, Russ	2012
Balester, Collin	2007-08	Brach, Brett	2011, 13-14	Capps, Matt	2013
Banks, Willie	1997, 03	Bradley, Bert	1985-86	Cappuzzello, George	1984
Banwart, Travis	2014, 17	Bradley, Bobby	2018-19, 21	Carlin, Luke	2010-12, 14
Barfield, Josh	2009	Bradley, Ryan	1998-00, 02	Carlyle, Buddy	2004
Barker, Tim	1996-97	Bradley, Scott	1984-85	Carmona, Fausto	2009, 12
Barnes, Brandon	2018-19	Brady, Sean	2018-19	Carpenter, Bubba	1993-99

# CLIPPERS ALL TIME ROSTER

Carper, Mark	1994-96	Cooper, Don	1979-80, 84-85	Donald, Jason	2009-12
Carrasco, Carlos	2009-10, 13, 19	Cooper, Jordan	2014-16	Donaldson, Bo	2002
Carrasco, Hector	2007	Copeland, Ben	2011-12	Donaldson, Josh	2018
Carreno, Amalio	1987-88	Corey, Mark	2006	Dorsett, Brian	1989-90
Carrera, Ezequiel	2010-13	Cosme, Caonabo	2004-06	Dorta, Melvin	2007
Carroll, Clay	1978	Cotes, Eugenio	1978	Dotel, Octavio	2006
Carroll, David	1999	Cotto, Henry	1985-87	Dowdy, Kyle	2019, 21
Carroll, Jamey	2009	Cowgill, Collin	2016	Doyle, Brian	1979-80
Carson, Matt	2013-14	Cowley, Joe	1984	Drabek, Doug	1985-86
Cary, Chuck	1989, 91	Crockett, Kyle	2014-17	Draper, Mike	1991-92
Cassel, Jack	2009	Croghan, Andy	1994-96	Draper, Zach	2021
Castillo, Alberto	2002	Crosby, Bubba	2003-06	Drews, Matt	1996
Castillo, Ivan	2016	Crowe, Trevor	2009-12	Dubois, Jason	2008
Casto, Kory	2007-08	Cruz, Ivan	1996-98	Duenas, Yobal	2005
Castro, Bernie	2007	Cruz, Jose	1988	Dukes, Elijah	2008
Castro, Bill	1981	Cruz, Pablo	1978	Dunbar, Matt	1994-96
Castro, Ofilio	2008	Cruz, Tommy	1979	Duncan, Eric	2006
Cathcart, Gary	1987	Cumberland, Chris	1996	Duncan, Mariano	1996
Cedno, Andujar	1999	Cunningham, Aaron	2012	Duncan, Shelley	2006, 10-11
Cerone, Rick	1984, 90			Durazo, Erubiel	2006
Chacin, Jhoulys	2015	-D-			
Chang, Yu-Cheng	2018-19, 21	Dalena, Pete	1984-88	-E-	
Chapin, Darrin	1989-91	Dalesandro, Mark	1996	Earl, Scott	1989
Chapman, Nate	1979, 81	Datz, Jeff	1990	Easler, Mike	1977-78
Chen, Bruce	2015	Davidson, Bob	1988-90	Edell, Ryan	2009
Chen, Chun-Hsiu	2013	Davidson, Cleatus	2002	Edenfield, Ken	1996-97
Chiang, Shao-Ching	2018-19	Davies, Kyle	2014	Edwards, Jon	2018-19
Chico, Matt	2007-08	Davis, Ben	2006	Edwards, Mike	1977
Childers, Matt	2006	Davis, Chili	1998	Eenhoorn, Robert	1994-96
Childs, Dwight	2009, 11	Davis, Lance	2004	Eiland, Dave	1988-91, 94-97
Chisenhall, Lonnie	2011-13, 15-18	Davis, Leonard	2008	Einertson, Darrell	2000
Choate, Randy	2000-03	Davis, Ron	1979, 90	Elston, Guy	1983
Choice, Michael	2015-16	Davis, Russ	1993-95	Epps, Scott	1994-95
Christian, Justin	2005	Dayett, Brian	1983-84	Erdos, Todd	1998-99
Christiansen, Clay	1983-86	de Caster, Yurendell	2008	Erickson, Roger	1983
Christopher, Mike	1989	De La Cruz, Kelvin	2011	Erickson, Scott	2006
Chulk, Vinnie	2009	de la Rosa, Francisco	1992-93	Escalona, Felix	2004-06
Ciriaco, Audy	2014-15	De La Torre, Jose	2012	Escobar, Alex	2007-08
Civale, Aaron	2019	De Los Santos, Luis	1999	Espino, Damaso	2009-10
Claiborne, Preston	2018	Deardorff, Jeff	2004	Espino, Juan	1980-83, 85-87
Claussen, Brandon	2002-03, 07	DeBerry, Joe	1995	Espino, Paolo	2010-13
Clay, Ken	1980	DeJardin, Bobby	1992-94	Espinoza, Alvaro	1988
Clayton, Royal	1990-94	DeJesus, Ivan	1986	Estalella, Bobby	2001
Clement, Ernie	2019, 21	DeJesus, Jose	1996	Estrada, Johnny	2008
Clements, Pat	1987-88	Deliza, Juan	1978	Estrada, Marco	2008
Clevinger, Mike	2015-17, 19	Dellucci, David	2009	Eubank, Luke	2018
Clippard, Tyler	2005, 08, 19	Delvecchio, Nick	1996-97	Evans, Barry	1982-83
Close, Casey	1988	DeMasi, Dominic	2018	Evans, Rick	1978
Cloyd, Tyler	2014	Demery, Larry	1978		
Cochran, Greg	1979-82	Dent, Bucky	1984	-F-	
Colabello, Chris	2017	DePaula, Jorge	2003, 05-06	Fasano, Sal	2004
Cole, A.J.	2019	DeSalvo, Matt	2006	Faulk, Kelly	1984-1986
Coleman, Dave	1980-81	Deshaies, Jim	1984-85	Federowicz, Tim	2019
Coleman, Michael	2001	Destrade, Orestes	1986-87	Fedroff, Tim	2011-14
Collins, Gavin	2021	Detwiler, Ross	2016	Fermin, Felix	1996
Colome, Jesus	2006-07	Diaz, Felix	2007	Fermin, Jose	2021
Colon, Joseph	2015-17	Diaz, Frank	2008	Fernandez, Sid	2001
Constanza, Jose	2010	Diaz, Juan	2011-13	Field, Johnny	2018
Conti, Jason	2006	Diaz, Mario	1996	Field, Nate	2002
Contreras, Jose	2003-04	Diaz, Yandy	2015-18	Fife, Stephen	2018
Converse, Jim	1997	Dickerson, Bobby	1989	Figga, Mike	1995-98, 01
Cook, Andy	1991-95	Dillinger, John	2002	Filer, Tom	1981
Cook, Cole	2012-13	Dilone, Miguel	1977	Fillmyer, Heath	2021
Coolbaugh, Mike	1999-00	Dimmel, Mike	1979	Filson, Pete	1982, 87
Cooper, David	2013-14	Dingman, Craig	2000, 02	Fiore, Mike	1978

## CLIPPERS ALL TIME ROSTER

Fishel, John	1989-90	Gonzalez, Alex	2007	Hayes, Brett	2015
Fisher, Brian	1985-86	Gonzalez, Carlos	2019	Head, Jerad	2010-11
Fithian, Grant	1998	Gonzalez, Erik	2015-17	Head, Louis	2013, 17-18
Flaherty, Ryan	2019	Gonzalez, Fernando	1978	Head, Stephen	2009
Flanagan, Kevin	2001	Gonzalez, Gianpaul	2021	Heath, Kelly	1984-85
Fleming, Carlton	1995	Gonzalez, Mike	1977	Heller, Ben	2016
Flores, Jesus	2008	Gonzalez, Oscar	2021	Henn, Sean	2005-06
Flores, Randy	2000-01	Gooden, Dwight	1997	Henry, Butch	2001
Flury, Pat	2001	Goody, Nick	2017, 19	Henson, Drew	2001-03
Foli, Dan	2007	Gorzalanny, Tom	2016	Hentges, Sam	2021
Fontenot, Ray	1983	Gose, Anthony	2021	Heredia, Felix	2004
Fonville, Chad	2001	Gosling, Mike	2009-10	Heredia, Wilson	1998
Foote, Barry	1982	Graffanino, Tony	2009	Herges, Matt	2009
Ford, Ben	1999-00	Graham, Randy	1986-87	Herget, Kevin	2021
Fossas, Tony	1999	Grahe, Joe	1998	Hermida, Jeremy	2013
Fowler, Don	1984	Graman, Alex	2002-05	Hernaiz, Jesus	1982-83
Fox, Andy	1995, 97	Grapenthin, Dick	1989	Hernandez, Adrian	2000-03
Frank, Mike	2000-01	Gray, Lorenzo	1985	Hernandez, Anderson	2010
Franklin, Glen	1985	Green, Bobby	1988-90	Hernandez, Guillermo	1995
Franklin, Wayne	2005	Green, John	1990	Hernandez, Hector	2019
Frazier, Clint	2016	Green, Nick	2006	Hernandez, Kiki	1993-94
Frazier, George	1981	Greene, Todd	2001	Hernandez, Leo	1986
Frazier, Ron	1994-95	Greer, Ken	1992-93	Hernandez, Luis	2013
Freeman, Mike	2019	Grening, Brian	2009	Hernandez, Michel	2000-03, 11-12
Frey, Steve	1986-87	Griffin, Dave	1989	Hernandez, Orlando	1998, 02, 04
Frias, Carlos	2017	Griffin, Mike	1979-81	Hernandez, Pedro	1982
Fruto, Emiliano	2007	Groom, Buddy	2005	Herrera, Javi	2008
Fuentes, Omar	2004	Grossman, Robbie	2016	Herrmann, Frank	2009-12, 14
Fuller, Jim	1978	Grube, Jarrett	2015-17	Hickey, Kevin	1984
Fulton, Bill	1986-89	Gubanich, Creighton	2002	Hill, Cameron	2016-19, 21
-G-		Guerrero, Cristian	2007	Hill, Koyie	2006
		Guetterman, Lee	1988	Hill, Lew	1995
Gallas, Anthony	2012, 15	Guidry, Ron	1987, 89	Hill, Shawn	2007-08
Gantt, Tre	2018	Guiel, Aaron	2006	Hillegas, Shawn	1992
Galvez, Balvino	1989	Guilmet, Preston	2013	Hillman, Juan	2021
Gamel, Ben	2021	Gulden, Brad	1979-81, 83	Hinckley, Mike	2008
Garagozzo, Keith	1994	Gunderson, Eric	2001	Hinds, Robert	1996
Garcia, Carlos	2000-01	Guyer, Brandon	2017-18	Hines, Rich	1993-94, 96
Garcia, Damascio	1979	Guzman, Garrett	2008	Hitchcock, Sterling	1993-94, 02
Garcia, Danny	2006			Hobson, Butch	1982-85
Garcia, Karim	2002	-H-		Hodges, Wes	2009-11
Garcia, Victor	1991	Haase, Eric	2017-19	Holcomb, Scott	1990, 92
Gardiner, Mike	1997	Habyan, John	1989-90	Holland, Al	1977-78, 86-87
Garner, Perci	2016-17	Hafner, Travis	2009, 12	Holland, Neil	2017
Garza, Justin	2021	Hagadone, Nick	2011-14	Holt, Roger	1979-80
Gedman, Rich	1993	Haggerty, Sam	2018	Holt, Tyler	2014-15
George, Steve	1987	Haley, Trey	2015	Hood, Destin	2015
Geren, Bob	1986-89	Hall, Josh	2007	Hooper, Kevin	2004
Germano, Justin	2010-11	Hall, Mickey	2009	Hopkins, Randy	1977-78
Giambi, Jason	2004	Halsey, Brad	2004	Horn, Sam	1994
Gibson, Paul	1993-94, 96	Hankins, Mike	1992	House, T.J.	2013-16
Gil, Jerry	2013	Hankins, Ryan	2005	Horwitz, Brian	2010
Giljigiljaw, Kungkuan	2018	Hankins, Todd	2014, 16-18	Howard, Matt	1996-97
Gimenez, Andres	2021	Hannahan, Jack	2012	Howe, Steve	1991, 93
Gimenez, Chris	2009-10	Hanrahan, Joel	2007	Howell, Jay	1982
Gipson, Charles	2003	Hansell, Greg	2003	Hoyt, James	2018-19
Glass, Chip	1998-99	Hare, Shawn	1997	Hu, Chih-Wei	2019
Godley, Zack	2021	Harer, Wayne	1980-82	Huckaby, Ken	1988
Godwin, Tyrell	2007	Hargan, Steve	1978	Hudler, Rex	1983-85
Goedert, Jared	2010-12	Hargis, Gary	1977-78	Hudson, Charles	1987
Gogolewski, Doug	1993	Harper, Brandon	2007	Huff, David	2009-13
Gomes, Yan	2013, 15	Harrison, Matt	1988	Huffman, Chad	2011-12
Gomez, Jeanmar	2010-12	Hart, Mike	1982	Hughes, Keith	1985-87, 91
Gomez, Rudy	1998	Haviland, Shawn	2016	Humphreys, Mike	1991-94
Gonzalez, Alberto	2008	Hawkins, Johnny	1985-86	Hunter, Cedric	2013

# CLIPPERS ALL TIME ROSTER

Hunter, Tommy	2016	Kearns, Austin	2008	Leyritz, Jim	1990-91
Hutton, Mark	1991-96	Keisler, Randy	2000-01	Lilly, Ted	2000-01
Hynes, Colt	2016	Kelly, Mike	2004	Lindor, Francisco	2014-15, 19
		Kelly, Pat	1991, 96-97	Lindsay, Shane	2010
-I-		Kelly, Roberto	1987-88	Lindsey, Bill	1983-85
Incaviglia, Pete	1997	Kiefer, Steve	1989	Lisio, Joe	2000
Irabu, Hideki	1997	King, Jeremy	2005	Little, Bryan	1986-87
Irwin, Dennis	1979	King, Mike	1983	Livesey, Jeff	1992-93, 95
Isaacson, Charlie	2005	Kinnunen, Mike	1988	Livingston, Bobby	2009
Ison, Bobby	2016	Kipnis, Jason	2010-11, 14,	Lo Duca, Paul	2008
Izquierdo, Hansel	2004		17, 19	Lobaton, Jose	1998
		Kittle, Ron	1987	Lofgren, Chuck	2009
-J-		Klubber, Corey	2010-13, 19	Lois, Alberto	1977-78
Jackson, Austin	2017	Kneur, Frank	1983	Lollar, Tim	1980
Jackson, Zach	2009	Knight, Brandon	2000-02	Lombard, George	2007, 09
Jakubauskas, Chris	2013	Knight, Tim	1985	Lombardi, Phil	1986-87
Janzen, Marty	1998	Knoblauch, Jay	1991-93	Lomon, Kevin	1997
Javier, Stan	1984	Knox, Jeff	1987	Long, R.D.	1996-97
Jaye, Myles	2018	Kobayashi, Masa	2009	Long, Terrence	2006
Jean, Domingo	1993, 01-02	Koch, Matt	2021	Looney, Brian	1998
Jefferson, Stan	1989	Kolb, Dan	2007	Lopez Alvarez, Angel	2021
Jennings, Robin	2007	Kontos, George	2018	Lopez, Gabe	2005
Jensen, Marcus	2003	Kotarski, Mike	1996	Lopez, Jose	2012
Jerzembek, Mike	1996-98	Kottaras, George	2014	Lough, David	2017
Jeter, Derek	1994-95, 98	Kown, Andrew	2008	Lovegrove, Kieran	2018
Jimenez, D'Angelo	1997-01, 07	Kratz, Erik	2017	Lovinger, Kevin	2001-02
Jimenez, Francisco	2010	Krauth, Ben	2019, 21	Lovullo, Torey	1991-92
Jimenez, Luis A.	2008	Krenchicki, Wayne	1988	Lowe, Mark	2014
Jodie, Brett	2001-02	Krieger, Tyler	2019, 21	Lowell, Mike	1997-98
Johnson, Barry	2001	Kwan, Steven	2021	Lucas, Jeremy	2016-17
Johnson, Bob	1977			Luke, Matt	1995-97
Johnson, Bobby	1984-85	-L-		Luplow, Jordan	2019, 21
Johnson, Brian	2000	Laffey, Aaron	2009-10	Lusader, Scott	1991
Johnson, Daniel	2019, 21	LaHair, Bryan	2014	Lyden, Mitch	1986-87, 90
Johnson, DJ	2021	Lail, Denny	2000-01	Lysgaard, Jim	1979
Johnson, Elliot	2014	Lambert, Rob	1988		
Johnson, Jeff	1991-93	Landis, Kyle	2012-13	-M-	
Johnson, Jeff	2015-17	Langerhans, Ryan	2007-08	Maas, Jason	1990-91
Johnson, Jerry	1984	Langford, Rick	1988	Maas, Kevin	1989-90, 93, 95
Johnson, Nick	2001-03, 11	Langwell, Matt	2011-13	MacDonald, Bob	1995
Johnson, Russ	2005-06	Lankford, Frank	1997-98	Macha, Ken	1977-78
Jones, Darryl	1979	Lannan, John	2007	Mackowiak, Rob	2009
Jones, Jimmy	1989-90	Lantigua, Manuel	1978	Maduro, Calvin	2005
Jones, Lamar	1978	LaPorta, Matt	2009-13	Maeda, Katsuhiko	1998, 00
Jones, Mitch	2005-06	LaRoche, Andy	2012	Maggi, Drew	2018
Jones, Nolan	2021	LaRoche, Dave	1982-83	Magrane, Jim	2007
Jones, Odell	1978	Lavarnway, Ryan	2019, 21	Maine, Scott	2012
Jones, Ross	1988	Lavastida, Bryan	2021	Mairena, Oswaldo	2000
Jones, Tim	1977	Lavisky, Alex	2015-16	Mann, Jim	2004
Jordan, Ricardo	1998	Lawson, Matt	2013	Manning, Charlie	2004-06, 08
Jose, Felix	2000	Lawton, Marcus	1989	Manship, Jeff	2015
Juden, Jeff	1999	Layana, Tim	1987-88	Marabell, Connor	2017-19, 21
Judy, Josh	2010-11	Leach, Jalal	1994-95, 02	Marcum, Shaun	2014-15
		Leathersich, Jack	2018	Marini, Marc	1996
-K-		Ledee, Ricky	1996-99	Marmol, Carlos	2015
Kamieniecki, Scott	1991-93, 95-96	Lee, Chen-Chang	2011-15	Maronde, Nick	2014-16
Kaminsky, Rob	2019	Lefebvre, Joe	1980	Marshall, Evan	2018
Kammeyer, Bob	1979-80	Leiter, Al	1987-88	Marson, Lou	2009-10, 13
Karinchak, James	2019, 21	Leiter, Mark	1989-90	Marson, Sam	2003-05
Karsay, Steve	2004	Lennon, Patrick	2001	Marte, Andy	2009
Karstens, Jeff	2006	Leon, Donny	2000-01	Martel, Ed	1991-92
Katzaroff, Robbie	1996	Lewis, Jensen	2009-11	Martin, Josh	2016-18
Kaufman, Brad	1998	Lewis, Jim	1980-82	Martindale, Ryan	1996
Kaufman, Curt	1982-83	Lewis, Scott	2009-10	Martinez, Anastacio	2007
Kazmir, Scott	2013	Lewis, Tim	1981	Martinez, Carlos	2008

## CLIPPERS ALL TIME ROSTER

Martinez, Chito	1994	Miller, Adam	2014	Nelson, Kyle	2019, 21
Martinez, Gabby	1998	Miller, Andrew	2017-18	Nelson, Roger	1978
Martinez, Henry	2018-19	Miller, Darrell	1989	Nettles, Jeff	2001-02
Martinez, Joe	2011, 13	Miller, Owen	2021	Nettles, Jim	1977, 80
Martinez, Michael	2015-17	Mills, Alan	1990-91	Newell, Tom	1991
Martinez, Richard	2010	Mills, Beau	2011-12	Newsom, Randy	2009
Martis, Shairon	2008	Milton, Eric	1997	Nichols, Pat	2008
Masse, Billy	1992-95	Mimbs, Mike	1998	Nichting, Chris	1999
Masteron, Justin	2014	Mirabella, Paul	1979	Nicosia, Steve	1977-78
Mata, Victor	1984-86	Mitchell, Evan	2019	Nielsen, Scott	1984, 86, 88-89
Mathias, Mark	2019	Mitchell, Paul	1981	Nielson, Jerry	1992
Maton, Phil	2019	Mitchell, Ron	1977-78	Nieve, Fernando	2013
Matos, Francisco	1998	Mmahat, Kevin	1989-92	Nieves, Jose	2003
Matos, Pascual	2001	Mock, Garrett	2008	Nieves, Wil	2005-06, 08
Matsuzaka, Daisuke	2013	Mohoric, Dale	1989	Nitkowski, C.J.	2004
Mattingly, Don	1982-83	Molina, Izzy	1999	Nixon, Otis	1982-83
May, Darrell	2005	Molleken, Dustin	2015	Nokes, Matt	1994
May, Rudy	1982-83	Monasterio, Andruw	2021	Noles, Dickie	1989
Maybin, Cameron	2019	Moncrief, Carlos	2014-15	Nomo, Hideo	2005
McAllister, Zach	2010-14, 16	Monsalve, Alex	2016	Norman, Nelson	1977
McBride, Matt	2010-11	Montefusco, John	1984	Norrito, Joe	2008
McCarthy, Greg	1999	Monteleone, Rich	1990-91, 96	Northrup, Kevin	1996
McCarty, Kirk	2021	Montz, Luke	2008	Nunez, Abraham	2007
McCullers, Lance	1990	Moore, Adam	2015-17		
McDade, Mike	2013	Moore, Alvin	1984	-O-	
McDonald, Darnell	2007	Morales, Alex	2007	O'Berry, Mike	1984-85
McDonald, Donzell	2000-01, 04	Moreno, Diego	2017	O'Connor, Mike	2008
McDonald, Jim	1980	Morgan, Eli	2019, 21	Ocker, Nathan	2021
McDonald, Keith	2006	Morgan, Nyjer	2014	Office, Rowland	1983
McDowell, Oddibe	1995	Morimando, Shawn	2016-18	Offando, Alexi	2018
McEnaney, Will	1978	Morlan, John	1977	Ogea, Chad	2001
McFarland, T.J.	2012	Moroff, Max	2019	Ohka, Tomo	2009
McGaffigan, Andy	1981	Moronko, Jeff	1987-88	Ojala, Kirt	1993-95
McGlothen, Lynn	1982	Morris, Cody	2021	Ojeda, Bob	1994
McGuire, Ryan	2003	Morris, Hal	1988-89	Olivares, Ozzie	1977-78
McIntosh, Tim	1996	Morris, Jeremy	2000	Olivares, Teuris	2003
McKenzie, Triston	2021	Mosquera, Julio	2000-01	Oliver, Bob	1977
McMillon, Billy	2002	Moss, Scott	2019, 21	Olmedo, Ray	2008
McNamara, Jim	1994	Mota, Juan	2021	Olson, Tyler	2016-19
McNealy, Derwin	1986	Motuzas, Jeff	1996	Olwine, Ed	1983
McNichol, Brian	2002	Mouton, Lyle	1994	Orie, Kevin	2000
Meacham, Bobby	1983-84, 86-87	Munoz, Arnie	2007-08	Orlan, R.C.	2018-19
Mecir, Jim	1996-97	Munoz, Bobby	1991-93	Orr, Pete	2008
Medina, Jose	2017	Munro, Pete	2005	Ortiz, Javier	2004
Medina, Yhoxian	2013, 16	Murata, Toru	2012-16	Otero, Dan	2019
Mejia, Francisco	2018	Murphy, Tommy	2008	Ottavina, Paul	2001
Mejia, Jean Carlos	2021	Murray, Dale	1984	Outman, Josh	2014
Melendez, Jose	1996	Musset, Jose	1994-95		
Melian, Jackson	2004	Mussina, Mike	2004	-P-	
Meloan, Jon	2009	Myles, Bryson	2016	Pacella, John	1981-82
Melvin, Bob	1994-95	Myrow, Brian	2004	Pacheco, Alex	2002
Mendez, Deivi	2003, 05			Packer, Matt	2012
Mendoza, Ramiro	1995-97, 05-06	-N-		Padilla, Jorge	2008
Menechino, Frank	2006	Nall, T.J.	2007	Padilla, Juan	2004
Mercado, Oscar	2018-19, 21	Napoli, Mike	2018	Pagan, Dave	1977-78
Merchan, Jesus	2009	Naquin, Tyler	2015-19	Pagliarulo, Mike	1984
Merritt, Ryan	2015-18	Narveson, Chris	2017	Pagnozzi, Matt	2012
Merryweather, Julian	2017	Naulty, Dan	1999	Palacios, Richard	2021
Mersch, Neal	1979	Navarro, Dioner	2004, 19	Palmer, Lowell	1977
Meulens, Hensley	1988-90, 92-93	Neal, Blaine	2009	Papi, Mike	2017-19
Meyer, Matt	2009	Neal, Thomas	2011	Parker, Blake	2021
Michalak, Chris	2007	Nelson, Doug	1977	Parker, Christian	2003
Milbrath, Jordan	2018	Nelson, Gene	1981	Parker, Clay	1988-90
Militello, Sam	1992-94	Nelson, Jamie	1988	Parrish, Dave	2004-06
Milledge, Lastings	2008	Nelson, Kevin	2006	Pasqua, Dan	1983, 85-87



## CLIPPERS ALL TIME ROSTER

Pasquale, Nick	2016-18	Raines, Tim	1996-97	Rodriguez, Nerio	2004
Patterson, Jeff	1995	Ralph, Curtis	1994	Rodriguez, Ronny	2015-17
Patterson, Mike	1981-84	Ramirez, Angel	1998	Roehl, Scott	2009
Patterson, Scott	1982-86	Ramirez, J.C.	2014	Rogers, Brian	2002-03
Paulino, Dorssys	2018	Ramirez, Jose	2014-15	Rogers, Ed	2008
Paulino, Felipe	2016	Ramirez, Neil	2018-19	Rohlinger, Ryan	2012-15
Paulson, Jake	2019	Ramirez, Ramon	2003-05	Rojas, Tom	2005
Pavano, Carl	2006	Ramos, Bobby	1982	Rolison, Nate	2003
Pavlas, Dave	1995-97, 99	Ramos, Domingo	1979	Rolls, Damian	2005-06
Peacock, Brad	2021	Ramos, John	1990-93	Romanick, Ron	1987
Pena, Berto	1988	Ramos, Wilson	2021	Romano, Scott	1996
Pena, Carlos	2006	Ramsey, James	2014-15	Romero, Antonio	2015
Pena, Hipolito	1988-91	Rapada, Clay	2013	Romero, J.C.	2012-13
Pena, Wily Mo	2008	Rasmussen, Dennis	1983-85, 87	Romero, Niuman	2009
Peoples, Michael	2016-19	Rasmussen, Jim	1984	Ronan, Marc	1997
Perez, Beltran	2007	Rasner, Darrell	2006	Rondon, Hector	2009-10
Perez, Francisco	2021	Ray, Chris	2012	Rooney, Pat	1984
Perez, Pasqual	1978	Ray, Ken	2009	Rosales, Adam	2018-19
Perez, Rafael	2009, 12	Recker, Anthony	2016	Rosario, Dave	1991-92
Perez, Robert	2001-02	Redding, Tim	2005, 07	Rose, Scott	1997-98
Perez, Roberto	2013-14, 16, 21	Reed, Brandon	2001	Rosenberg, Steve	1987
Perezchica, Tony	1994-95	Reed, Darren	1987	Roth, Michael	2015
Perrault, Josh	2008	Reese, Kevin	2003-06	Rottino, Vinny	2012
Pestano, Vinnie	2010, 13-14	Reese, Pokey	2008	Rub, Jerry	1989, 91
Peters, Chris	2001	Reichenbach, J.D.	2011	Rueckel, Dan	2007
Petit, Gregorio	2012	Renteria, Dave	1994	Rumer, Tim	1992, 95-97
Pettitte, Andy	1994-95	Restovich, Michael	2007	Rundles, Rich	2009
Phelps, Cord	2010-13	Resz, Greg	1998	Russell, Tony	1985-87
Phelps, Josh	2010	Reuschel, Rick	1983	Russo, Paul	1997
Phelps, Tommy	2006	Reyes, Al	2003	Ryan, Ken	2000
Phillips, Andy	2002-05	Reyes, Argenis	2010-11	Ryder, Brian	1981
Phillips, Paul	2011	Reyes, Carlos	1997, 04	Rzepczynski, Marc	2018
Pino, Yohan	2009-10	Reyes, Frannmil	2021		
Plante, Dan	1982	Rhea, Marc	1978	-S-	
Plesac, Zach	2019	Ricci, Frank	1982	Saarloos, Kirk	2009
Plutko, Adam	2016-19	Rice, Jason	2011	Sadowski, Jim	1977
Polinsky, Bob	1979	Richard, Bee Bee	1978	Saferight, Harry	1977-78
Polley, Dale	1996-97	Ricken, Ray	1996-98	Sakata, Lenn	1987
Pope, Justin	2006	Ridenour, Dana	1988	Salas, Juan	2009
Popham, Marty	2010-11	Righetti, Dave	1979-82	Salas, Mark	1987
Popplewell, Tom	1992-93	Rijo, Jose	1984	Salazar, Danny	2013-15, 17, 19
Porter, Colin	2005	Rios, Jesus	1986	Salters, Daniel	2018
Porter, Greg	2008	Rivera, Juan	2001-03	San Pedro, Erick	2007
Posada, Jorge	1994-96	Rivera, Mariano	1994-95	Sanches, Brian	2008
Pose, Scott	1997-98	Rivera, Mike	2021	Sanchez, Gordon	1993
Post, Dave	2003	Rivera, Ruben	1995-96	Sanders, Deion	1988-90
Pounders, Brooks	2019	Rivera, Saul	2007, 10	Sandlin, Nick	2019
Powell, Alonzo	1999-00	Robbins, Jake	2000	Sands, Jerry	2015
Price, Bryan	2012-15	Roberge, J.P.	2000	Santana, Carlos	2010
Price, Ray	1997	Roberts, Will	2015-16	Santangelo, F.P.	2002
Pride, Curtis	2003	Robertson, Andre	1980-82, 84-86	Santos, Omir	2013
Pries, Jeff	1986	Robertson, Daniel	2017	Sardinha, Bronson	2006
Prinz, Bret	2003-04	Robinson, Bo	2003	Sax, Dave	1989-92
Proctor, Scott	2003-05	Robinson, Bruce	1979-80	Scanlan, Bob	2002
Pulido, Alfonso	1985-87	Robinson, Don	1977	Scherman, Fred	1977
Pulsipher, Bill	2002	Robinson, Jared	2019	Schmidt, Eric	1986, 88
Putnam, Zach	2010-11	Robinson, Kerry	2000	Schmitt, Eric	2003-05
		Rodriguez, Carlos	1990-93	Schmitz, Dan	1979-82
		Rodriguez, Edwin	1983	Schroder, Chris	2007-08
-Q-		Rodriguez, Eliseo	1977	Schulze, Don	1989
Quirico, Rafael	1992-95	Rodriguez, Henry	2001	Schwinden, Chris	2012
Quiroz, Guillermo	2016	Rodriguez, Jeffry	2019	Scott, Adam	2021
		Rodriguez, John	2003-04	Scott, Dick	1982-83, 85-87
-R-		Rodriguez, Josh	2010-11	Scott, Kelly	1984-85
Raabe, Brian	1999	Rodriguez, Nellie	2017-18	Scott, Mickey	1977-78
Raburn, Ryan	2014				

## CLIPPERS ALL TIME ROSTER

Scott, Rodney	1982	Spears, Nate	2013	Tolentino, Patric	2012
Scott, Tom	2001	Speck, Cliff	1987-88	Tolleson, Wayne	1988
Scurry, Rod	1977-78	Speer, David	2016-17, 19	Tom, Ka'ai	2019
Seabolt, Scott	2001-02	Speigner, Levale	2007-08	Tomlin, Josh	2010, 13-15, 18
Seddon, Chris	2012	Spence, Cam	1999	Toole, Justin	2010, 12-15
Seefried, Tate	1995	Spencer, Shane	1996-99, 01/04	Toregas, Wyatt	2009-10
Seguignol, Fernando	2003	Spilborghs, Ryan	2012	Torrealba, Steve	2004
Segura, Jose	1994-95	Springer, Russ	1992	Torres, Hector	1978
Seller, Keith	1991-93	Staiger, Roy	1979-80	Torres, Jamie	1996-98
Sellers, Jeff	1991	Stamets, Eric	2016-19	Torres, Ricky	1990
Sellers, Justin	2014	Stammen, Craig	2007-08, 16	Traber, Billy	2007
Semall, Paul	1979	Standart, Rich	1977-78	Troilo, Jason	1997-98
Sepanek, Rob	1990	Stanford, Don	1991-93	Tully, Tanner	2017, 19, 21
Serum, Gary	1982	Stanford, Jason	2008	Turner, Chris	2000
Sever, Joe	2017-18	Stanford, Larry	1991-92	Turner, Shane	1987
Shaffer, Richie	2017-18	Stankiewicz, Andy	1988, 90-91, 93, 99-00	-U-	
Shelby, Anthony	1998				
Shell, Steven	2008	Stegman, Dave	1981-82, 86	Underwood, Tom	1985
Shepard, David	2002-03	Stenholm, Rick	1979-81	Urick, John	2005
Sheridan, Pat	1991	Stephens, Jordan	2019, 21	Urshela, Giovanni	2014-18
Sherlock, Glenn	1987-88	Stoops, Jim	2001	Urso, Sal	1997
Sherrill, Dennis	1979-80	Stotts, J.T.	2006		
Shields, Steve	1988	Stowell, Bryce	2010	-V-	
Shirley, Bob	1987	Stratton, Rob	2006	Valbuena, Luis	2009-11
Shopay, Tom	1978	Strawberry, Darryl	1995-97, 99	Valdes, Marc	2005
Shoppach, Kelly	2013	Sturdevant, Tyler	2011-12, 14-15	Valdez, Edward	2007
Showalter, Buck	1981, 83	Suarez, Benny	2013-14	Valdez, Ordomar	2016
Sierra, Ruben	2005	Sulser, Cole	2016-18	Valdez, Wilson	2009
Silva, Mark	1984-86	Suomi, John	2007	Valencia, Victor	2000
Silvestri, Dave	1992-94	Sutherland, John	1995	Valera, Francisco	2013
Simon, Randall	2000	Sutton, Drew	2010	Valera, Julio	1998
Simontacchi, Jason	2007	Swarzak, Anthony	2015	Valladares, Randy	2019
Singleton, Chris	1998	Swindle, R.J.	2006, 09	Van Buren, Jermaine	2007
Sipp, Tony	2009	Swisher, Nick	2015	Van Mil, Loek	2012
Siri, Dalbert	2019, 21	Sykes, Bob	1982	Vasquez, Rafael	1977
Sizemore, Grady	2011			Velarde, Randy	1987-89
Skeels, Andy	1991	-T-		Velazquez, Andrew	2019
Skinner, Joel	1987	Tabler, Pat	1981	Vento, Michael	2003-05
Slagle, Roger	1979-80	Talbot, Mitch	2011, 18-19	Veras, Jose	2006, 09
Slowey, Kevin	2012	Tankersley, Dennis	2008	Viera, John	1993
Small, Aaron	2005-06	Tarasco, Tony	1999	von Schamann, Duke	2014
Smith, Bobby	2003	Tate, Randy	1978	Voyles, Brad	2005
Smith, Carlton	2010-11	Tatis, Ramon	2000		
Smith, Daryl	1995	Taylor, Ben	2018	-W-	
Smith, Garry	1979-82	Taylor, Steve	1979, 81	Wagner, Ryan	2008
Smith, Joe	2009-10	Taylor, Wade	1990-93	Wakamatsu, Luke	2019
Smith, Jordan	2016-17	Tejeda, Enosil	2014-15	Walewander, Jim	1990-91
Smith, Josh	2005	Tejeda, Robinson	2012	Walker, Bob	1978
Smith, Josh	2019	Tejera, Michael	2009	Wallace, Chris	2013-14
Smith, Keith	1985-86	Telecky, Greg	1977	Wallace, David	2008
Smith, Kyle	2010-11	Tessmer, Jay	1998-00, 02	Wallace, Kent	1995-96
Smith, Matt	2005-06	Tewksbury, Bob	1985-87	Walling, David	2001-02
Smith, Mike	1990	Thames, Marcus	2002-03	Walters, Zach	2014-15
Smith, Willie	1990	Thissen, Greg	2007	Wang, Chien-Ming	2004-05
Snider, Van	1990-91	Thomas, Tom	1977	Ward, Turner	1988
Snow, J.T.	1992	Thompson, Kevin	2005-06	Warden, Jim Ed	2008
Sojo, Luis	1998	Thompson, Marv	1979-80	Wasinger, Mark	1989-90
Solomon, Eddie	1983	Thompson, Rich	1987	Waszgis, B.J.	1999
Soper, Mike	1986	Thompson, Ryan	2000	Watson, Allen	1999-2000
Soriano, Alfonso	1999-00	Thompson, Trayce	2019	Watson, Brandon	2007
Sosa, Miguel	1986	Thoutsis, Paul	1995	Weathers, David	1996-97
Soto, Giovanni	2013, 15	Thurman, Mike	2002-04	Webb, Donnie	2009-11
Sowers, Jeremy	2009-10	Thurston, Joe	2005	Webb, Ryan	2015
Sparks, Don	1990-91, 93-95	Tirado, Aris	1986	Weglarz, Nick	2010
Spearman, Jemel	2008	Todd, Jess	2009-11	Wehrmeister, Dave	1979-83

## CLIPPERS ALL TIME ROSTER

Welsh, Chris	1979-80
Wengert, Don	1999
Werly, Jamie	1982-83
Werth, Dennis	1979-81, 83
Westbrook, Jake	2000
Wever, Stefan	1983
Wheeler, Dan	2012
White, Alex	2011
White, Steven	2006
Whitehouse, Matt	2016-19
Whitehurst, Wally	1996
Whitson, Ed	1977-78
Wickman, Bob	1992
Widger, Chris	2002
Wilcox, Luke	2000-01
Wilk, Adam	2018
Williams, Al	1985
Williams, Bernie	1989, 91-92
Williams, Brian	2001
Williams, Dallas	1985
Williams, Gerald	1991-93
Williams, Jerome	2007
Williams, Matt	1999-00
Williams, Shad	1998
Williams, Todd	2001
Wilson, Craig	2003
Wilson, Josh	2017
Wilson, Kris	2005-06
Wilson, Tom	1995-97, 00
Wilson, Trevor	1999
Wiltbank, Ben	1978
Wine, Robbie	1988
Winters, Matt	1983-86
Witt, Mike	1991, 93
Wittgren, Nick	2019
Wojciechowski, Asher	2019
Wood, Blake	2013-14
Wood, Hunter	2019
Woodard, Mike	1989
Woodson, Tracy	1996
Wordekemper, Eric	2006
Wrenn, Luther	1977
Wright, Steven	2009-11
-Y-	
Yarnall, Ed	1999-00
Yepez, Marco	2007
Young, Alex	2021
Young, Curt	1992
Young, Danny	2021
-Z-	
Zagurski, Mike	2014
Zancanaro, Dave	1999
Zarate, Robert	2018
Zeihen, Bob	1990
Zimmer, Bradley	2016-19, 21
Zimmerman, Ryan	2008
Zinicola, Zechry	2008
Zuber, Jon	2000
Zuvella, Paul	1986-87

# YEAR BY YEAR BATTING LEADERS

YR	Average	HR	RBI	Steals	Runs
21	C. Marabell .291	O. Gonzalez 18	G. Arias 55	2 players tied 10	G. Arias 64
19	D. Johnson .306	<b>B. Bradley 33</b>	B. Barnes 77	2 players tied 14	E. Haase 67
18	Y. Diaz .293	E. Haase 20	B. Barnes 81	B. Barnes 19	B. Barnes 75
17	<b>Y. Diaz .350</b>	R. Shaffer 30	R. Shaffer 89	R. Rodriguez 15	R. Shaffer 69
16	Y. Diaz .325	<b>J. Aguilar 30</b>	<b>J. Aguilar 92</b>	E. Gonzalez 12	2 players tied 62
15	T. Holt .302	J. Aguilar 19	<b>J. Aguilar 93</b>	T. Holt 25	T. Holt 63
14	J. Aguilar .304	J. Aguilar 19	J. Aguilar 77	T. Holt 20	J. Aguilar 69
13	M. Carson .252	J. Hermida 17	J. Hermida 66	E. Carrera 43	T. Fedoroff 65
12	E. Carrera .294	R. Canzler 22	R. Canzler 79	E. Carrera 26	C. Phelps 82
11	L. Valbuena .302	J. Head 24	L. Valbuena 75	E. Carrera 35	J. Head 67
10	J. Constanza .319	J. Goedert 20	J. Brown 67	J. Constanza 34	J. Constanza 69
09	<b>J. Brown .336</b>	A. Marte 18	J. Brown 67	<b>M. Brantley 46</b>	M. Brantley 80
08	L. Broadway .266	Y. de Caster 10	L. Broadway 55	2 players tied 19	L. Broadway 56
07	B. Watson .313	M. Restovich 20	A. Nunez 68	<b>B. Castro 34</b>	B. Castro 63
06	A. Cannizaro .276	M. Jones 21	M. Jones 78	D. Garcia 21	2 players tied 69
05	M. Vento .291	M. Jones 27	M. Vento 84	K. Thompson 18	K. Reese 92
04	A. Phillips .318	A. Phillips 26	A. Phillips 85	3 players tied 10	A. Phillips 83
03	<b>F. Seguinol .341</b>	<b>F. Seguinol 28</b>	F. Seguinol 87	D. Henson 8	F. Seguinol 78
02	B. McMillon .301	D. Henson 18	S. Seabolt 68	2 players tied 7	2 players tied 72
01	K. Bridges .297	N. Johnson 18	E. Almonte 55	D. McDonald 20	N. Johnson 68
00	K. Robinson .318	2 players tied 23	R. Thompson 75	K. Robinson 37	A. Soriano 90
99	D. Jimenez .327	A. Powell 24	K. Bierek 95	D. Jimenez 26	2 players tied 97
98	M. Lowell .304	2 players tied 26	M. Lowell 99	<b>S. Pose 47</b>	M. Lowell 79
97	M. Howard .312	S. Spencer 30	I. Cruz 95	A. Fox 28	M. Howard 90
96	T. Woodson .288	I. Cruz 28	I. Cruz 96	T. Barker 24	I. Cruz 84
95	D. Jeter .317	R. Rivera 15	<b>D. Sparks 90</b>	A. Fox 22	<b>D. Jeter 96</b>
94	R. Davis .276	2 players tied 25	D. Silvestri 83	M. Humphreys 28	M. Humphreys 83
93	B. Masse .316	R. Davis 26	B. Masse 91	G. Williams 29	B. Masse 81
92	<b>J. Snow .313</b>	<b>H. Meulens 26</b>	<b>H. Meulens 100</b>	<b>M. Humphreys 37</b>	<b>H. Meulens 96</b>
91	J. Ramos .308	J. Leyritz 11	T. Lovullo 75	<b>J. Walewander 54</b>	J. Walewander 81
90	O. Azocar .291	H. Meulens 26	H. Meulens 96	J. Walewander 49	H. Meulens 81
89	<b>H. Morris .326</b>	2 players tied 17	H. Morris 66	S. Jefferson 18	H. Morris 70
88	H. Morris .296	2 players tied 8	T. Ward 50	T. Ward 28	T. Ward 55
87	P. Dalena .282	<b>J. Buhner 31</b>	J. Buhner 85	<b>R. Kelly 51</b>	J. Buhner 83
86	O. DeStrade .276	O. DeStrade 19	P. Dalena 72	D. McNealy 24	L. Hernandez 62
85	<b>J. Bonilla .330</b>	2 players tied 18	D. Pasqua 69	R. Hudler 29	K. Heath 83
84	<b>S. Bradley .335</b>	D. Briggs 15	<b>S. Bradley 84</b>	K. Heath 12	S. Bradley 84
83	M. Winters .292	<b>B. Dayett 35</b>	<b>B. Dayett 108</b>	<b>O. Nixon 94</b>	<b>O. Nixon 129</b>
82	T. Ashford .331	<b>S. Balboni 32</b>	T. Ashford 101	O. Nixon 46	T. Ashford 98
81	T. Ashford .300	<b>S. Balboni 33</b>	<b>S. Balboni 98</b>	W. Harer 11	T. Ashford 81
80	M. Brant .289	<b>M. Brant 23</b>	<b>M. Brant 92</b>	R. Holt 10	M. Brant 69
79	D. Werth .299	D. Werth 17	D. Werth 74	B. Brown 25	R. Holt 72
78	<b>M. Easler .330</b>	2 players tied 18	M. Easler 84	K. Allen 25	M. Easler 84
77	M. Easler .302	2 players tied 18	B. Oliver 85	<b>M. Edwards 62</b>	J. Nettles 89

League Leader

# YEAR BY YEAR PITCHING LEADERS

YR	Wins		Saves		ERA		Strikeouts		IP	
21	K. McCarty	9	2 players tied	6	K. McCarty	5.01	K. McCarty	104	K. McCarty	124.0
19	M. Peoples	10	J. Smith	6	M. Peoples	3.98	S. Chiang	128	<b>M. Peoples</b>	<b>144.2</b>
18	2 players tied	7	B. Taylor	11	A. Wilk	3.66	A. Wilk	107	A. Wilk	164.2
17	2 players tied	10	S. Armstrong	10	R. Merritt	3.03	S. Morimando	128	<b>S. Morimando</b>	<b>159.1</b>
16	<b>2 players tied</b>	<b>11</b>	S. Armstrong	9	R. Merritt	3.70	M. Clevinger	97	R. Merritt	143.1
15	<b>T. Murata</b>	<b>15</b>	S. Armstrong	16	T. Murata	2.90	T. Murata	101	T. Murata	164.1
14	T. Cloyd	10	M. Lowe	17	T. Cloyd	3.89	T. Cloyd	118	T. Cloyd	166.2
13	T. House	7	P. Guilmet	20	T. Bauer	4.15	T. House	110	T. House	141.2
12	2 players tied	11	C. Ray	11	C. Seddon	3.44	C. Kluber	128	D. Huff	134.0
11	Z. McAllister	12	J. Judy	23	<b>J. Gomez</b>	<b>2.55</b>	C. Kluber	143	Z. McAllister	154.2
10	2 players tied	10	V. Pestano	14	C. Carrasco	3.65	C. Carrasco	133	C. Carrasco	150.1
09	C. Lofgren	6	G. Aquino	16	Z. Jackson	6.05	K. Ray	68	Z. Jackson	99.2
08	C. Balester	9	B. Sanches	13	T. Clippard	4.66	T. Clippard	125	T. Clippard	143.0
07	T. Redding	9	C. Booker	30	C. Mihalak	3.00	C. Booker	83	C. Michalak	100.0
06	2 players tied	9	J. Veras	21	K. Wilson	3.40	C. Bean	116	K. Wilson	132.1
05	P. Munro	10	S. Proctor	14	P. Munro	4.56	A. Graman	96	P. Munro	116.1
04	2 players tied	11	S. Marsonек	17	B. Halsey	2.63	<b>A. Graman</b>	<b>129</b>	B. Halsey	144.0
03	J. De Paula	10	S. Marsonек	18	J. De Paula	4.35	J. De Paula	125	J. De Paula	167.2
02	M. Thurman	7	B. Knight	12	A. Graman	4.65	A. Hernandez	109	A. Graman	124.0
01	B. Knight	12	C. Almanzar	18	B. Jodie	3.01	<b>B. Knight</b>	<b>173</b>	B. Knight	162.1
00	B. Knight	10	J. Tessmer	34	T. Lilly	4.19	<b>B. Knight</b>	<b>138</b>	B. Knight	184.2
99	E. Yarnall	13	<b>J. Tessmer</b>	<b>28</b>	<b>E. Yarnall</b>	<b>3.47</b>	<b>J. Juden</b>	<b>151</b>	J. Juden	176.1
98	J. Alberro	8	T. Erdos	16	J. Alberro	4.52	M. Jerzembeck	107	M. Jerzembeck	140.1
97	W. Banks	14	D. Pavlas	12	M. Jerzembeck	3.59	W. Banks	130	W. Banks	154.0
96	B. Boehringer	11	<b>D. Pavlas</b>	<b>26</b>	B. Boehringer	4.00	B. Boehringer	132	B. Boehringer	153.0
95	T. Rumer	10	D. Pavlas	18	K. Ojala	3.95	T. Rumer	110	K. Ojala	145.2
94	R. Clayton	12	J. Ausanio	13	D. Eiland	3.58	D. Eiland	84	K. Ojala	148.0
93	M. Hutton	10	B. Munoz	10	M. Hutton	3.18	M. Hutton	112	M. Hutton	133.0
92	2 players tied	12	<b>M. Draper</b>	<b>37</b>	<b>S. Militello</b>	<b>2.29</b>	S. Militello	152	B. Wickman	157.0
91	R. Clayton	11	R. Monteleone	17	R. Clayton	3.84	R. Clayton	100	R. Clayton	150.0
90	<b>D. Eiland</b>	<b>16</b>	R. Monteleone	9	D. Eiland	2.87	S. Adkins	138	S. Adkins	177.0
89	2 players tied	9	<b>D. Noles</b>	<b>19</b>	J. Jones	3.77	J. Jones	94	J. Jones	124.0
88	<b>S. Nielsen</b>	<b>13</b>	M. Kinnunen	13	S. Nielsen	2.40	H. Pena	109	S. Nielsen	172.1
87	2 players tied	12	A. Holland	11	B. Arnsberg	2.88	C. Speck	85	B. Fulton	144.2
86	S. Nielsen	11	3 players tied	6	S. Nielsen	3.47	M. Armstrong	103	B. Arnsberg	177.1
85	A. Pulido	11	D. Cooper	10	A. Pulido	3.39	J. Deshaies	106	A. Pulido	146.0
84	K. Faulk	11	M. Silva	14	<b>J. Deshaies</b>	<b>2.39</b>	J. Deshaies	117	J. Deshaies	135.2
83	<b>D. Rasmussen</b>	<b>13</b>	<b>C. Kaufman</b>	<b>25</b>	D. Rasmussen	4.57	<b>D. Rasmussen</b>	<b>187</b>	D. Rasmussen	181.0
82	J. Lewis	12	C. Kaufman	10	J. Lewis	2.60	J. Lewis	107	J. Lewis	166.0
81	2 players tied	11	J. Lewis	13	D. Wehrmeister	3.11	J. Pacella	135	B. Ryder	157.0
80	<b>B. Kammeyer</b>	<b>15</b>	D. Wehrmeister	8	<b>K. Clay</b>	<b>1.96</b>	D. Righetti	139	B. Kammeyer	176.0
79	<b>B. Kammeyer</b>	<b>16</b>	<b>R. Anderson</b>	<b>21</b>	P. Mirabella	3.88	P. Mirabella	98	B. Kammeyer	172.0
78	O. Jones	12	R. Nelson	10	O. Jones	4.57	<b>O. Jones</b>	<b>169</b>	O. Jones	181.0
77	T. Jones	15	M. Scott	12	E. Whitson	3.34	E. Whitson	120	T. Jones	190.0

League Leader

## LAST TIME IT HAPPENED

5 hits in one game	Greg Allen	6/29/18 vs. Indianapolis
6 hits in one game	Matt Howard	5/3/97 at Norfolk
3 doubles in one game	Gabriel Arias	9/18/21 at Toledo
2 triples in one game	Eric Haase	8/2/19 at Indianapolis
3 steals in one game	Jose Ramirez	4/23/14 vs. Gwinnett
4 steals in one game	Oscar Mercado	4/17/19 at Louisville
Lead Off HR	Alex Call	7/18/21 at St. Paul
2 HR in one game	Oscar Gonzalez	9/29/21 vs. Louisville
HR from both sides of the plate	Abraham Nunez	7/12/07 vs. Charlotte
2 HR in one inning	Steve Balboni	6/28/82 at Pawtucket
3 HR in one game	Eric Stamets	5/29/17 vs. Norfolk
Inside the Park HR	Adam Rosales	4/16/18 vs. Pawtucket
Grand Slam	Gavin Collins	7/15/21 at St. Paul
Pinch-hit HR	Eric Haase	8/9/18 at Durham
Walk-off HR	Bryan Lavastida	9/5/21 vs. St. Paul
Hit for Cycle	Zach Walters	9/17/15 at Indianapolis*
5RBI in one game	Steven Kwan	9/2/21 vs. St. Paul
6RBI in one game	Bobby Bradley	5/28/19 at. Norfolk
7RBI in one game	Luis Valbuena	6/13/11 at Buffalo
8RBI in one game	Hensley Meulens	6/25/92 at Pawtucket
9RBI in one game	Jared Goedert	6/5/12 vs. Buffalo
10RBI in one game	Chad Huffman	4/21/11 vs. Louisville
Clippers turning triple play	2B Eric Stamets, SS Erik Gonzalez, 1B Richie Shaffer	8/22/17 at Toledo
10+ strikeouts in a game	Logan Allen (10)	8/3/21 vs. Omaha
Complete Game, 7 innings	Shao-Ching Chiang	8/15/19 at Gwinnett
Complete Game, 9 innings	Adam Plutko	6/2/18 at Syracuse
CG Shutout, 7 innings	Shane Bieber	5/25/18 at Gwinnett^
CG Shutout, 9 innings	Adam Plutko	6/2/18 at Syracuse^
No-hitter, 5 innings	Mariano Rivera	6/26/95 vs. Rochester
No-hitter, 7 innings	Shane Bieber	5/25/18 at Gwinnett
No-hitter, 9 innings	Adam Plutko	6/2/18 at Syracuse

\*-in postseason, ^-no-hitter





# AWARDS & RECORDS

Gabriel Arias was Clipper of the Year in 2021, leading the team in games, runs, hits, doubles, triples and RBI.

## CLIPPERS INTERNATIONAL LEAGUE INDIVIDUAL AWARD WINNERS

### Most Valuable Player

Fernando Seguignol	2003
J.T. Snow	1992
Hensley Meulens	1990
Dan Pasqua	1985
Scott Bradley	1984
Tucker Ashford	1982
Marshall Brant	1980
Bobby Brown	1979

### IL Star of Stars

Mike Lowell	1998
Sam Militello	1992
Brian Dayett	1983

### Most Valuable Pitcher

Ed Yarnall	1999
Sam Militello	1992
Dave Eiland	1990
Brad Arnsberg	1987
Bob Kammeyer	1980
Rick Anderson	1979

### All-Star Game MVP

Eric Haase	2019
Richie Shaffer	2017
Andy Phillips	2004
Sam Marsonek	2003

### Rookie of the Year

Yandy Diaz	2016
Kurt Bierek	1999
J.T. Snow	1992
Orestes Destrade	1986
Dan Pasqua	1985
Scott Bradley	1984

### Manager of the Year

Mike Sarbaugh	2011
Joe Altobelli	1980

### Executive of the Year

Ken Schnacke	1991, 2011, 2018
George Sisler	1979, 1980

### Triple-A All-Star Game Selections

2019	Brandon Barnes (OF), Eric Haase (C), Josh Smith (RP)
2018	Brandon Barnes (OF), Yu-Cheng Chang (SS), Eric Haase (C), Francisco Mejia (C), Mitch Talbot (SP), Adam Wilk (SP)
2017	Richie Shaffer (OF), Eric Stamets (SS)
2016	Shawn Armstrong (RP), Mike Clevinger (SP), Erik Gonzalez (SS)
2015	Shawn Armstrong (RP), Jesus Aguilar (1B), Tyler Holt (OF)
2014	Jesus Aguilar (1B), Roberto Perez (C)
2013	Omir Santos (C), Preston Guilmet (RP)
2012	Cord Phelps (2B), Russ Canzler (3B), Matt LaPorta (OF)
2011	Jeanmar Gomez (SP)*, Zach McAllister (SP), Jason Kipnis (2B), Luis Valbuena (SS)*
2010	Josh Tomlin (SP), Michael Brantley (OF)*, Jose Constanza (OF)
2009	Wyatt Torgas (C)*, Andy Marte (3B)*, Jordan Brown (OF)
2008	Brian Sanches (RP), Garrett Mock (SP)
2007	Chris Booker (RP), Brandon Waston (OF)
2006	Kris Wilson (SP)*
2005	Mitch Jones (1B), Michael Vento (OF)
2004	Alex Graman (SP), Andy Phillips (1B), Sam Marsonek (RP)*
2003	Sam Marsonek (RP)
2002	Billy McMillon (OF)
2001	Erick Almonte (SS), Brett Jodie (SP), Nick Johnson (1B)
2000	Alfonso Soriano (SS), Jay Tessmer (RP)
1999	D'Angelo Jimenez (SS), Izzy Molina (C), Jay Tessmer (RP), Bubba Carpenter (OF)*, Ed Yarnall (SP)*
1998	Mike Figga (C), Mike Lowell (3B), Todd Erdos (SP)*
1997	Ivan Cruz (1B)
1996	Ivan Cruz (1B), Dave Pavlas (RP)
1995	Derek Jeter (SS)
1994	Kirt Ojala (SP)
1993	Billy Masse (OF)
1992	Mike Draper (RP), Hensley Meulens (3B), Sam Militello (SP), Bob Wickman (SP), Bernie Williams (OF), Gerald Williams (OF)
1991	Mike Humphreys (OF)
1990	Brian Dorsett (C), Hensley Meulens (OF), Kevin Mmahat (SP)
1989	Brian Dorsett (C), Kevin Maas (OF), Hal Morris (1B), Randy Velarde (SS)
1988	Bob Geren (C), Mike Kinnunen (RP), Scott Nielsen (SP)

### Post Season All-Star Selections

2019	Brandon Barnes (OF), Bobby Bradley (1B), Eric Haase (C)
2018	Brandon Barnes (OF)
2017	Yandy Diaz (3B), Ronny Rodriguez (UTL)
2015	Jesus Aguilar (DH)
2012	Cord Phelps (2B)
2011	Jason Kipnis (2B), Luis Valbuena (UTL)
2010	Jose Constanza (OF)
2009	Andy Marte (3B), Jordan Brown (OF)
2005	Mitch Jones (1B)
2003	Fernando Seguignol (DH)
1999	D'Angelo Jimenez (SS), Brian Raabe (2B), Jay Tessmer (RP), Ed Yarnall (SP)
1997	Matt Howard (SS)
1996	Ivan Cruz (1B), Jorge Posada (C)
1995	Derek Jeter (SS), Jorge Posada (C), Don Sparks (1B)
1993	Billy Masse (OF)
1992	Mike Draper (RP), Torey Lovullo (DH), Hensley Meulens (3B), Sam Militello (SP), Dave Silvestri (SS), JT Snow (1B), Bernie Williams (OF), Gerald Williams (OF)
1990	Brian Dorsett (C), Dave Eiland (SP), Hensley Meulens (OF)
1989	Kevin Maas (DH), Hal Morris (1B), Randy Velarde (SS)
1988	Bob Geren (C), Randy Velarde (SS)
1987	Brad Arnsberg (SP), Jay Buhner (OF), Roberto Kelly (OF), Jeff Moronko (3B)
1986	Pete Dalena (DH), Paul Zuvella (SS)
1985	Juan Bonilla (2B), Dan Pasqua (OF)
1984	Scott Bradley (C), Dan Briggs (1B), Kelly Faulk (SP), Rex Hudler (2B)
1983	Brian Dayett (OF), Otis Nixon (OF)
1982	Tucker Ashford (3B), Marshall Brant (DH), Curt Kaufman (RP), Don Mattingly (OF)
1981	Steve Balboni (DH), Andre Robertson (SS)
1980	Marshall Brant (1B), Bob Kammeyer (SP)
1979	Rick Anderson (RP), Bobby Brown (OF), Brad Gulden (C), Roger Holt (2B)
1978	Dale Berra (SS), Mike Easler (OF)
1977	Mike Edwards (2B)

# CLIPPER OF THE YEAR RECIPIENTS

YEAR	NAME	POS	STATS	NOTES
2019	Bobby Bradley	1B	.264, 33HR, 74RBI, .567SLG	Led IL in HR, had 2HR in playoffs
2018	Brandon Barnes	OF	.273, 14HR, 81RBI, 39 doubles	Mid and Postseason IL All-Star
2017	Yandy Diaz	3B	.350, 5HR, 33RBI, .454OBP	Led IL in batting and OBP
	Ronny Rodriguez	2B	.291, 17HR, 64RBI, 15SB	Played every position except C, P
2016	Erik Gonzalez	SS	.296, 11HR, 53RBI, 12SB	Med ML debut in July
2015	Michael Martinez	2B	.289, 5HR, 42RBI, 11SB	Hit .333 over final three months
	Adam Moore	C	.282, 6HR, 44RBI, .997FLD%	Hit .471 with 3HR, 10RBI in playoffs
2014	Jesus Aguilar	1B	.304, 19HR, 77RBI, .511SLG	6 <sup>th</sup> in IL in batting, ML debut in May
	Giovanny Urshela	3B	.276, 13HR, 65RBI, .977FLD%	Led IL 3B in fielding %
2013	Preston Guilmet	RP	5-4, 20 saves, 1.68ERA, 0.89WHIP	Midseason All-Star
	Danny Salazar	SP	4-2, 2.73ERA, 59.1IP, 78K	Made ML debut in July
2012	Cord Phelps	2B	.276, 16HR, 62RBI, 34 doubles	Mid and Postseason IL All-Star
2011	Jerad Head	OF	.284, 24HR, 70RBI, .526SLG	2 <sup>nd</sup> in IL in SLG, 3 <sup>rd</sup> in HR
	Luis Valbuena	SS	.302, 17HR, 75RBI, .372OBP	Mid and Postseason IL All-Star
2010	Jose Constanza	OF	.319, 1HR, 32RBI, 34SB	2 <sup>nd</sup> in IL in average, 4 <sup>th</sup> in SB
2009	Jordan Brown	OF	.336, 15HR, 67RBI, .532SLG	Led IL in average, 3 <sup>rd</sup> in SLG
2008	Larry Broadway	1B	.266, 9HR, 55RBI, 29 doubles	2 <sup>nd</sup> among IL 1B in fielding %
2007	Brandon Watson	OF	.313, 2HR, 29RBI, 17SB	43 game hit streak (IL record)
2006	Andy Cannizaro	SS	.276, 3HR, 32RBI, 32 doubles	Made ML debut in September
2005	Kevin Reese	OF	.276, 14HR, 69RBI, 16SB, 92R	Made ML debut in June
2004	Andy Phillips	1B	.318, 26HR, 85RBI, .569SLG	Walk-off HR in All-Star Game
	Colter Bean	RP	9-3, 2.29ERA, 109K, 82.2IP	6 <sup>th</sup> in IL in appearances (53)
2003	Fernando Seguinol	1B	.341, 28 HR, 87 RBI, 624 SLG	Led IL in average, HR; 2 <sup>nd</sup> in RBI
2002	Juan Rivera	OF	.325, 8HR, 47RBI, 21 doubles	Played in only 65 games
2001	Brandon Knight	SP	12-7, 3.66ERA, 173K, 3CG	Led IL in strikeouts
2000	Jay Tessmer	RP	4-8, 34 saves, 3.80ERA, 40K	Set Clippers' career saves record
1999	D'Angelo Jimenez	SS	.327, 15HR, 88RBI, 26SB, 97R	Made ML debut in September
	Ed Yarnall	SP	13-4, 3.47ERA, 146K, 145.2IP	Led IL in ERA, ML debut in July
1998	Mike Lowell	3B	.304, 26HR, 99RBI, 34 doubles	Made ML debut in September
1997	Ivan Cruz	1B	.300, 24HR, 95RBI, 35 doubles	Made ML debut in July
	Shane Spencer	OF	.241, 30HR, 86RBI, 34 doubles	Led IL in extra base hits
1996	Dave Pavlas	RP	8-2, 26 saves, 1.99ERA, 5K/BB	Led IL in saves
	Tracy Woodson	3B	.288, 21HR, 81RBI, 34 doubles	Personal best in HR
1995	Derek Jeter	SS	.317, 2HR, 45RBI, 20SB, 96R	Led IL in runs
1994	Don Sparks	1B	.272, 7HR, 63RBI, 21 doubles	Led Clippers in games, hits
1993	Billy Masse	OF	.316, 19HR, 91RBI, .560SLG	Led IL in walks, extra base hits
1992	Sam Militello	SP	12-2, 2.29ERA, 152K, 2SHO	Led IL in ERA, ML debut in Aug.
	JT Snow	1B	.313, 15HR, 78RBI, .395OBP	Led IL in avg., ML debut in Sept.
1991	John Ramos	C	.308, 10HR, 63RBI, .393OBP	Made ML in September
1990	Dave Eiland	SP	16-5, 2.87ERA, 11CG, 3SHO	Led IL in wins, complete games
	Hensley Meulens	OF	.285, 26HR, 96RBI, 81R	Led IL in total bases
1989	Brian Dorsett	C	.250, 17HR, 62RBI, 21 doubles	Hit HR in Triple-A All-Star Game
	Hal Morris	1B	.326, 17HR, 66RBI, 24 doubles	Led IL in average
1988	Scott Nielsen	SP	13-6, 2.40ERA, 8CG, 3SHO	Threw no-hitter June 8 vs. Maine
1987	Jay Buhner	OF	.276, 31HR, 85RBI, 83R	Led IL in HR, ML debut in Sept.
	Roberto Kelly	OF	.276, 13HR, 62RBI, 51SB	Led IL in SB, ML debut in July
1986	Orestes Destrade	1B	.276, 19HR, 56RBI, 21 doubles	IL Rookie of the Year
1985	Dan Pasqua	OF	.321, 18HR, 69RBI, .599SLG	Made ML debut in May
1984	Scott Bradley	C/OF	.335, 6HR, 84RBI, 180 hits	Set Clippers' season hits record
1983	Brian Dayett	OF	.288, 35HR, 108RBI, 105R	Set franchise HR, RBI records
1982	Tucker Ashford	3B	.331, 10HR, 101RBI, 98R	3 <sup>rd</sup> highest avg. in Clipper history
1981	Tucker Ashford	3B	.300, 17HR, 86RBI, 32 doubles	Led IL in total bases
1980	Marshall Brant	1B	.289, 23HR, 92RBI, 22 doubles	Made ML debut in October
1979	Roger Holt	2B	.280, 1HR, 33RBI, 72R	Hit walk-off single to win Gov. Cup
	Dennis Werth	1B	.299, 17HR, 74RBI, 27 doubles	Made ML debut in September
1978	George Sisler, Jr	GM	Led the IL in attendance at 324,510	
1977	John Lipon	MGR	Took over for Tim Murtaugh and guided team to 54-51 record	

•52 of 55 Clippers of the Year have played in the Major Leagues (Masse, Sparks, Broadway) •9 have played in a total of 17 World Series (Jeter-7; Lowell, Spencer-2; Martinez, Morris, Rivera, Salazar, Snow, Woodson-1) •2 have won a World Series MVP (Jeter-2000, Lowell-2007) •6 have played in a total of 23 All-Star Games (Jeter-14; Lowell-4; Kelly-2; Buhner, Salazar, Aguilar-1) •1 has won an All-Star Game MVP (Jeter-2000) •4 have won a total of 14 Gold Gloves (Snow-7; Jeter-5; Buhner, Lowell-1) •2 have won a total of 6 Silver Sluggers (Jeter-5, Lowell-1) •1 has won Rookie of the Year (Jeter-1996)

## TOP TEN SINGLE SEASON BATTING LEADERS

### Games Played

1. Gerald Williams	142	1992
2. Hensley Meulens	141	1992
3. Don Sparks	139	1994
4. Scott Bradley	138	1984
5. Otis Nixon	138	1983
6. Jesus Aguilar	137	2016
7. Don Sparks	137	1995
8. Tucker Ashford	137	1982
9. Tim Fedoroff	136	2013
10. Hensley Meulens	136	1990
11. Leo Hernandez	136	1986

### Average (min. 389 PA)

1. Fernando Seguinol	.341	2003
2. Jordan Brown	.336	2009
3. Scott Bradley	.335	1984
4. Tucker Ashford	.331	1982
5. Mike Easler	.330	1978
6. Juan Bonilla	.330	1985
7. D'Angelo Jimenez	.327	1999
8. Brian Raabe	.327	1999
9. Hal Morris	.326	1989
10. Yandy Diaz	.325	2016

### At Bats

1. Otis Nixon	557	1983
2. Gerald Williams	547	1992
3. Don Sparks	545	1995
4. Kevin Reese	540	2005
5. Tucker Ashford	540	1982
6. Scott Bradley	538	1984
7. Hensley Meulens	534	1992
8. Kurt Bierek	532	1999
9. Mike Edwards	531	1977
10. D'Angelo Jimenez	526	1999

### Hits

1. Scott Bradley	180	1984
2. Tucker Ashford	179	1982
3. D'Angelo Jimenez	172	1999
4. Don Sparks	170	1995
5. Otis Nixon	162	1983
6. Brian Raabe	161	1999
7. Mike Edwards	157	1977
8. Gerald Williams	156	1992
9. Mike Lowell	155	1998
10. Derek Jeter	154	1995
11. J.T. Snow	154	1992

### Runs

1. Otis Nixon	129	1983
2. Brian Dayett	105	1983
3. Tucker Ashford	98	1982
4. D'Angelo Jimenez	97	1999
5. Alonzo Powell	97	1999
6. Derek Jeter	96	1995
7. Hensley Meulens	96	1992
8. Brian Raabe	93	1999
9. Kevin Reese	92	2005
10. Gerald Williams	92	1992

### Total Bases

1. Brian Dayett	281	1983
2. Mike Lowell	273	1998
3. Kurt Bierek	268	1999
4. D'Angelo Jimenez	259	1999
5. Jay Buhner	258	1987
6. Hensley Meulens	257	1992
7. Tucker Ashford	252	1982
8. Fernando Seguinol	251	2003
9. Marshall Brant	251	1982
10. Tucker Ashford	250	1981

### Doubles

1. Kurt Bierek	42	1999
2. Drew Henson	40	2003
3. Brandon Barnes	39	2018
4. Kevin Reese	38	2005
5. Michael Vento	37	2005
6. Russ Canzler	36	2012
7. Bobby Smith	36	2003
8. Jordan Brown	35	2009
9. Brian Raabe	35	1999
10. Ivan Cruz	35	1997
11. Billy Masse	35	1993
12. Leo Hernandez	35	1986

### Triples

1. Mike Patterson	12	1982
2. Pete Orr	11	2008
3. John Rodriguez	10	2004
4. Scott Pose	10	1998
5. Chris Singleton	10	1998
6. Don Sparks	10	1995
7. Dave Augustine	10	1977
8. Jason Kipnis	9	2011
9. Donzell McDonald	9	2001
10. Kerry Robinson	9	2000
11. Derek Jeter	9	1995
12. Jalal Leach	9	1994
13. Bernie Williams	9	1992

### Home Runs

1. Brian Dayett	35	1983
2. Bobby Bradley	33	2019
3. Steve Balboni	33	1981
4. Steve Balboni	32	1982
5. Jay Buhner	31	1987
6. Marshall Brant	31	1982
7. Richie Shaffer	30	2017
8. Jesus Aguilar	30	2016
9. Shane Spencer	30	1997
10. Matt Winters	29	1983

### RBI

1. Brian Dayett	108	1983
2. Tucker Ashford	101	1982
3. Hensley Meulens	100	1992
4. Mike Lowell	99	1998
5. Matt Winters	99	1983
6. Steve Balboni	98	1981
7. Ivan Cruz	96	1996
8. Hensley Meulens	96	1990
9. Marshall Brant	96	1982
10. Kurt Bierek	95	1999
11. Mike Figga	95	1998
12. Ivan Cruz	95	1997
13. Marshall Brant	95	1981

### Stolen Bases

1. Otis Nixon	94	1983
2. Mike Edwards	62	1977
3. Jim Walewander	54	1991
4. Roberto Kelly	51	1987
5. Jim Walewander	49	1990
6. Scott Pose	47	1998
7. Michael Brantley	46	2009
8. Otis Nixon	46	1982
9. Ezequiel Carrera	43	2013
10. Kerry Robinson	37	2000
11. Mike Humphreys	37	1992

### Walks

1. Matt Winters	112	1983
2. Kelly Heath	101	1985
3. Otis Nixon	96	1983
4. Jim Walewander	90	1990
5. Matt Winters	90	1984
6. Jeremy Hermida	88	2013
7. Dennis Werth	88	1979
8. Dave Silvestri	83	1994
9. Alonzo Powell	82	1999
10. Billy Masse	82	1993

### Strikeouts

1. Richie Shaffer	188	2017
2. Nellie Rodriguez	181	2017
3. Mitch Jones	174	2005
4. Hensley Meulens	168	1992
5. Bobby Bradley	153	2019
6. Brandon Barnes	152	2018
7. Drew Henson	151	2002
8. Jeremy Hermida	149	2013
9. Steve Balboni	146	1981
10. Mitch Jones	145	2006

### On Base Percentage (389 PA)

1. Yandy Diaz	.454	2017
2. Matt Winters	.439	1983
3. Billy Masse	.438	1993
4. Mike Easler	.425	1978
5. Steve Nicosia	.420	1978
6. Bubba Carpenter	.419	1999
7. Dennis Werth	.417	1979
8. Alonzo Powell	.414	1999
9. Tom Wilson	.410	2000
10. Yandy Diaz	.409	2018

### Slugging Percentage (389 PA)

1. Fernando Seguinol	.624	2003
2. Brian Dayett	.587	1983
3. Andy Phillips	.569	2004
4. Bobby Bradley	.567	2019
5. Matt Winters	.564	1983
6. Ivan Cruz	.561	1997
7. Bubba Carpenter	.560	1999
8. Billy Masse	.560	1993
9. Ricky Ledee	.553	1996
10. John Rodriguez	.542	2004

### Longest Hitting Streaks

1. Brandon Watson	43	2007
2. Yandy Diaz	28	2016
3. Brian Raabe	24	1999
4. Giovanni Urshela	21	2016
5. Ezequiel Carrera	20	2012
6. Felix Escalona	20	2004
7. Kary Bridges	20	2001



## TOP TEN CAREER BATTING LEADERS

### Games Played

1. Bubba Carpenter	574
2. Pete Dalena	486
3. Don Sparks	472
4. Mike Humphreys	458
5. Andy Stankiewicz	452
6. Juan Espino	439
7. Marshall Brant	422
8. Hensley Meulens	421
9. Jesus Aguilar	386
10. Mike Patterson	370

### Average (min. 584 PA)

1. Scott Bradley	.327
2. Juan Rivera	.325
3. Derek Jeter	.324
4. Matt Howard	.322
5. Don Mattingly	.321
6. Yandy Diaz	.319
7. Tucker Ashford	.316
8. Mike Easler	.316
9. Jordan Brown	.315
10. Hal Morris	.311

### At Bats

1. Bubba Carpenter	1848
2. Don Sparks	1738
3. Pete Dalena	1678
4. Mike Humphreys	1638
5. Hensley Meulens	1547
6. Andy Stankiewicz	1490
7. Marshall Brant	1466
8. Jesus Aguilar	1452
9. Cord Phelps	1379
10. D'Angelo Jimenez	1335

### Hits

1. Don Sparks	490
2. Bubba Carpenter	476
3. Mike Humphreys	448
4. Pete Dalena	438
5. Hensley Meulens	402
6. D'Angelo Jimenez	397
7. Cord Phelps	395
Marshall Brant	395
9. Jesus Aguilar	393
10. Andy Stankiewicz	368

### Runs

1. Mike Humphreys	296
2. Bubba Carpenter	294
3. Marshall Brant	256
4. Hensley Meulens	251
5. Dave Silvestri	231
6. D'Angelo Jimenez	225
7. Andy Stankiewicz	211
8. Ricky Ledee	205
9. Don Sparks	204
10. Cord Phelps	203
Mike Patterson	203

### Total Bases

1. Bubba Carpenter	768
2. Marshall Brant	733
3. Hensley Meulens	712
4. Don Sparks	704
5. Pete Dalena	691
6. Jesus Aguilar	685
7. Mike Humphreys	645
8. Steve Balboni	617
9. D'Angelo Jimenez	609
10. Dave Silvestri	597

### Doubles

1. Cord Phelps	95
2. Bubba Carpenter	90
3. Pete Dalena	89
Don Sparks	89
5. Jesus Aguilar	86
6. Shane Spencer	83
7. Mike Humphreys	82
8. Michael Vento	79
9. D'Angelo Jimenez	78
10. Drew Henson	76

### Triples

1. Mike Patterson	25
Don Sparks	25
3. Jalal Leach	19
4. Bob Meacham	17
Scott Pose	17
Andy Stankiewicz	17
7. Donzell McDonald	16
Bernie Williams	16
9. Gerald Williams	15
10. Bubba Carpenter	14
Mike Humphreys	14
Jorge Posada	14

### Home Runs

1. Steve Balboni	92
2. Marshall Brant	86
3. Hensley Meulens	73
4. Jesus Aguilar	68
5. Ivan Cruz	65
6. Andy Phillips	59
7. Bubba Carpenter	58
Dave Silvestri	58
9. Shane Spencer	56
10. Ricky Ledee	54

### RBI

1. Marshall Brant	302
2. Hensley Meulens	266
3. Steve Balboni	265
4. Jesus Aguilar	262
5. Bubba Carpenter	260
6. Don Sparks	252
7. Pete Dalena	242
8. Ivan Cruz	227
9. Dave Silvestri	221
10. Cord Phelps	202

### Stolen Bases

1. Otis Nixon	140
2. Mike Humphreys	117
3. Ezequiel Carrera	115
4. Jim Walewander	103
5. Andy Stankiewicz	74
Gerald Williams	74
7. Mike Edwards	62
Roberto Kelly	62
9. Scott Pose	60
10. Michael Brantley	59

### Walks

1. Bubba Carpenter	276
2. Matt Winters	240
3. Mike Humphreys	238
4. Dave Silvestri	209
5. Marshall Brant	196
6. Tim Fedroff	190
7. Billy Masse	188
8. Hensley Meulens	180
9. Yandy Diaz	177
10. Cord Phelps	173

### Strikeouts

1. Hensley Meulens	466
2. Dave Silvestri	366
3. Drew Henson	358
4. Bubba Carpenter	354
5. Marshall Brant	347
6. Jesus Aguilar	321
7. Mitch Jones	319
8. Steve Balboni	305
9. Eric Haase	287
10. Mike Humphreys	281
Ricky Ledee	281

### On Base Percentage (584PA)

1. Yandy Diaz	.415
2. Mike Easler	.414
3. Matt Winters	.412
4. Andy Fox	.405
5. Derek Jeter	.403
6. Dennis Werth	.403
7. Otis Nixon	.400
8. Matt Howard	.394
9. Don Mattingly	.394
10. Tucker Ashford	.390

### Slugging Percentage (584PA)

1. Steve Balboni	.580
2. Brian Dayett	.555
3. Mike Lowell	.543
4. Andy Phillips	.534
5. Ivan Cruz	.527
6. Ricky Ledee	.524
7. Mike Easler	.515
8. Shane Spencer	.513
9. Juan Rivera	.512
10. Russ Davis	.510

## TOP TEN SINGLE SEASON PITCHING LEADERS

### Wins

1. Dave Eiland	16	1990
Bob Kammeyer	16	1979
3. Toru Murata	15	2015
Steve Adkins	15	1990
Bob Kammeyer	15	1980
Tim Jones	15	1977
7. Willie Banks	14	1997
8. Ed Yarnall	13	1999
Scott Nielsen	13	1988
Dennis Rasmussen	13	1983
Rick Anderson	13	1979

### Losses

1. Tyler Clippard	13	2008
Ed Whitson	13	1977
3. Adam Plutko	12	2017
Brandon Knight	12	2000
Ryan Bradley	12	1999
Jeff Juden	12	1999
Brad Arnsberg	12	1986
Chris Welsh	12	1980
9. Corey Kluber	11	2011
Jorge De Paula	11	2003
Ted Lilly	11	2000
Roger Slagle	11	1979
Steve Hargan	11	1978

### ERA (min. 115.2 IP)

1. Ken Clay	1.96	1980
2. Sam Militello	2.29	1992
3. Jim Deshaies	2.39	1984
4. Scott Nielsen	2.40	1988
5. Jeanmar Gomez	2.55	2011
6. Greg Cochran	2.56	1980
7. Jim Lewis	2.60	1982
8. Brad Halsey	2.63	2004
9. Russ Springer	2.69	1992
10. Chris Welsh	2.73	1980

### Appearances

1. Colter Bean	65	2005
2. Jay Tessmer	63	2002
3. Dale Polley	62	1997
4. Jay Tessmer	60	2000
5. Danny Rios	58	1997
Royal Clayton	58	1994
7. Dave Pavlas	57	1996
Mike Draper	57	1992
9. Eric Gunderson	56	2001
10. Chris Booker	55	2007
Jason Anderson	55	2005
Darrin Chapin	55	1991
Curt Kaufman	55	1982
Paul Boris	55	1981

### Hits

1. Tim Jones	207	1977
2. Clay Christiansen	196	1983
3. Tyler Cloyd	188	2014
4. Bill Fulton	179	1987
5. Bob Kammeyer	178	1979
6. Shawn Morimando	177	2017
7. Bob Kammeyer	176	1980
8. Yohan Pino	175	2010
Roger Erickson	175	1983
Ed Whitson	175	1977

### Innings Pitched

1. Tim Jones	190.0	1977
2. Brandon Knight	184.2	2000
3. Dennis Rasmussen	181.0	1983
Odell Jones	181.0	1978
5. Brad Arnsberg	177.1	1986
6. Steve Adkins	177.0	1990
7. Jeff Juden	176.1	1999
8. Bob Kammeyer	176.0	1980
9. Dave Eiland	175.1	1990
10. Ed Whitson	175.0	1977

### Saves

1. Mike Draper	37	1992
2. Jay Tessmer	34	2000
3. Chris Booker	30	2007
4. Jay Tessmer	28	1999
5. Dave Pavlas	26	1996
6. Curt Kaufman	25	1983
7. Josh Judy	23	2011
8. Jose Veras	21	2006
Rick Anderson	21	1979
10. Preston Guilmet	20	2013

### Complete Games

1. Bob Kammeyer	13	1980
Chris Welsh	13	1980
3. Dave Eiland	11	1990
4. Bob Kammeyer	10	1979
Odell Jones	10	1978
6. Brad Arnsberg	9	1987
Jim Deshaies	9	1984
Paul Mirabella	9	1979
9. Ed Whitson	9	1977
Brandon Knight	8	2000
Scott Nielsen	8	1988
Dennis Rasmussen	8	1983
Tim Jones	8	1977

### Shutouts

1. Jim Deshaies	4	1984
2. Shawn Morimando	3	2017
Dave Eiland	3	1990
Wade Taylor	3	1990
Scott Nielsen	3	1988
Ken Clay	3	1980
7. 19 tied	2	

### Starts

1. Brandon Knight	28	2000
Brad Arnsberg	28	1986
Dennis Rasmussen	28	1983
4. Adam Wilk	27	2018
Corey Kluber	27	2011
Tyler Clippard	27	2008
Jorge De Paula	27	2003
Steve Adkins	27	1990
Brian Ryder	27	1981
Bob Kammeyer	27	1979

### Earned Runs

1. Jeff Juden	109	1999
2. Ryan Bradley	100	1999
3. Clay Christiansen	97	1983
4. Greg Cochran	96	1982
5. Ray Ricken	94	1997
6. Corey Kluber	93	2011
Yohan Pino	93	2010
Edward Martel	93	1992
9. Dennis Rasmussen	92	1983
Odell Jones	92	1978

### Home Runs Allowed

1. Ryan Bradley	28	1999
2. David Huff	27	2012
3. Tyler Cloyd	26	2014
4. Kirk McCarty	25	2021
Yohan Pino	25	2010
6. Adam Plutko	24	2017
Jeff Juden	24	1999
8. Adam Wilk	23	2018
Denny Lail	23	2000
10. Shawn Morimando	22	2017
Jorge De Paula	22	2005
Jorge De Paula	22	2003
Chris Nitching	22	1999

### Strikeouts

1. Dennis Rasmussen	187	1983
2. Brandon Knight	173	2001
3. Odell Jones	169	1978
4. Sam Militello	152	1992
5. Jeff Juden	151	1999
6. Ed Yarnall	146	1999
7. Corey Kluber	143	2011
8. Dave Righetti	139	1980
9. Brandon Knight	138	2000
Steve Adkins	138	1990

### Walks

1. Dennis Rasmussen	108	1983
2. Dave Righetti	101	1980
3. Steve Adkins	98	1990
4. Brian Ryder	97	1981
5. John Pacella	91	1981
6. Ray Ricken	81	1997
Clay Christiansen	81	1983
8. Jeff Juden	76	1999
Tim Rumer	76	1995
10. Alan Mills	75	1991

### WHIP (min. 115.2 IP)

1. Sam Militello	1.061	1992
2. Dave Eiland	1.067	1990
3. Scott Nielsen	1.068	1988
4. Rick Langford	1.082	1988
5. Kris Wilson	1.088	2006
6. Lee Guetterman	1.119	1988
7. Greg Cochran	1.121	1980
8. Chris Seddon	1.130	2012
9. Ken Clay	1.130	1980
10. Mark Hutton	1.135	1993



## TOP TEN CAREER PITCHING LEADERS

### Wins

1. Dave Eiland	61
2. Royal Clayton	41
3. Scott Nielsen	33
4. David Huff	32
5. Alex Graman	31
Bob Kammeyer	31
7. Jim Lewis	30
Dave Wehrmeister	30
9. Toru Murata	29
10. Kirt Ojala	27

### Losses

1. Alex Graman	31
2. Dave Eiland	30
3. Royal Clayton	27
Dave Wehrmeister	27
5. Brandon Knight	26
6. Andy Cook	25
Scott Nielsen	25
8. Adam Plutko	23
Kirt Ojala	23
Scott Patterson	23
Jorge De Paula	23

### ERA (min. 174 IP)

1. Colter Bean	2.69
2. Bob Davidson	2.69
3. Josh Tomlin	2.74
4. Jeff Johnson	2.91
5. Don Cooper	2.92
6. Wade Taylor	2.98
7. Dave Pavlas	3.02
8. Scott Nielsen	3.07
9. Zach McAllister	3.12
10. Jimmy Jones	3.24

### Appearances

1. Colter Bean	215
2. Jay Tessmer	186
3. Royal Clayton	177
4. Dave Pavlas	169
5. Frank Herrmann	142
6. Sam Marsonsek	138
7. Andy Cook	137
8. Mike Buddie	134
9. Jim Lewis	133
10. Dave Eiland	131

### Hits

1. Dave Eiland	748
2. Royal Clayton	539
3. Dave Wehrmeister	491
4. Alex Graman	486
5. Clay Christiansen	450
6. Kirt Ojala	440
7. Andy Cook	436
8. Brandon Knight	413
9. Scott Patterson	410
10. David Huff	406

### Innings Pitched

1. Dave Eiland	767.0
2. Dave Wehrmeister	523.2
3. Royal Clayton	513.2
4. Alex Graman	494.0
5. Andy Cook	433.2
6. Scott Nielsen	428.0
7. Brandon Knight	427.2
8. Clay Christiansen	420.1
9. Kirt Ojala	419.2
10. Jim Lewis	409.0

### Saves

1. Jay Tessmer	71
2. Dave Pavlas	57
3. Sam Marsonsek	42
4. Chris Booker	38
5. Mike Draper	37
6. Shawn Armstrong	35
Curt Kaufman	35
8. Rich Monteleone	26
9. Josh Judy	25
Jim Lewis	25

### Complete Games

1. Bobb Kammeyer	23
2. Dave Eiland	19
3. Brad Arnsberg	15
Scott Nielsen	15
5. Chris Welsh	13
6. Jim Deshaies	12
Brandon Knight	12
Dennis Rasmussen	12
9. Jamie Werly	11
10. Greg Cochran	10
Odell Jones	10
Dave Righetti	10
Ed Whitson	10

### Shutouts

1. Dave Righetti	5
2. Brad Arnsberg	4
Jim Deshaies	4
Dave Eiland	4
Scott Nielsen	4
Wade Taylor	4
7. Shawn Morimando	3
Ken Clay	3
9. 21 tied	2

### Starts

1. Dave Eiland	127
2. Alex Graman	84
3. Jorge De Paula	65
4. Kirt Ojala	63
5. David Huff	61
Scott Nielsen	61
6. Ryan Merritt	60
Brandon Knight	60
8. Greg Cochran	58
Dave Wehrmeister	58
10. Adam Plutko	55
Toru Murata	55
Adrian Hernandez	55

### Earned Runs

1. Dave Eiland	292
2. Dave Wehrmeister	228
3. Scott Patterson	225
4. Alex Graman	218
5. Royal Clayton	215
6. Andy Cook	206
7. Kirt Ojala	204
8. Jorge De Paula	194
9. Greg Cochran	192
Brandon Knight	192

### Home Runs Allowed

1. Jorge De Paula	58
2. Dave Eiland	56
3. David Huff	54
4. Alex Graman	49
5. Ryan Merritt	45
Toru Murata	45
7. Ryan Bradley	43
Brandon Knight	43
Scott Patterson	43
Dave Wehrmeister	43

### Strikeouts

1. Dave Eiland	437
2. Alex Graman	433
3. Brandon Knight	392
4. Colter Bean	377
5. Dave Wehrmeister	341
6. Adrian Hernandez	338
7. Royal Clayton	307
8. Corey Kluber	291
9. Jim Lewis	283
10. Jorge De Paula	276

### Walks

1. Dave Wehrmeister	236
2. Alex Graman	189
3. Clay Christiansen	184
4. Scott Patterson	181
5. Jim Lewis	174
6. Adrian Hernandez	172
7. Kirt Ojala	171
8. Greg Cochran	170
9. Andy Cook	168
10. Royal Clayton	166

### WHIP (min. 174 IP)

1. Josh Tomlin	1.034
2. Jimmy Jones	1.127
3. Dave Pavlas	1.142
4. Carlos Carrasco	1.157
5. Dave Eiland	1.168
6. Zach McAllister	1.183
7. Bob Davidson	1.193
8. Kris Wilson	1.197
9. Colter Bean	1.210
10. Scott Nielsen	1.229

## SINGLE SEASON TEAM RECORDS

### BATTING

	High	Year	Low	Year
At Bats	4,945	2010	<b>4,264</b>	<b>2021</b>
Runs	898	1983	498	1988
Hits	1,407	2010	<b>1,079</b>	<b>2021</b>
Singles	931	2010	<b>650</b>	<b>2021</b>
Doubles	305	1999	190	1980
Triples	61	1995	<b>16</b>	<b>2021</b>
Home Runs	213	2019	70	1988
Total Bases	2,343	1998	1,598	1988
Sacrifice Hits	77	1980	7	2019
Sacrifice Flies	62	1983	<b>23</b>	<b>2021</b>
Stolen Bases	193	1977	47	1981
Caught Stealing	100	1991	24	2011
Walks	741	1983	388	2002
Strikeouts	1,392	2019	634	1979
Hit by Pitch	75	2004	20	1984
RBI	826	1983	449	1988
Average	.289	1999	.242	1988
Slugging Pct.	.473	1999	.340	1988
On Base Pct.	.383	1981	.304	1988
Grounded into DP	149	2010	<b>79</b>	<b>2021</b>
Left on Base	1,090	1982	<b>908</b>	<b>2021</b>
Shutouts	15	2013	3	1994

### PITCHING

	High	Year	Low	Year
ERA	<b>5.22</b>	<b>2021</b>	2.92	1980
Saves	55	1992	24	1978, '80
Strikeouts	1,291	2019	621	1986
Walks	638	1983	356	1996
Home Runs	198	2019	66	1990
Shutouts	16	1990, 2016	2	2009
Complete Games	49	1980	<b>0</b>	<b>2007, '21</b>
Innings Pitched	1,287.0	2013	<b>1,099.0</b>	<b>2021</b>
Runs	788	1983	477	1980
Earned Runs	694	1983	388	1980
Hits	1,407	2009	1,012	1980
Hit Batters	<b>81</b>	<b>2021</b>	17	1987
Wild Pitches	84	1995	32	1987

### DEFENSE

	High	Year	Low	Year
Fielding Pct.	.984	2017	.965	1978
Errors	178	1978	80	2017
Double Plays	157	1984	102	1978

### MISCELLANEOUS RECORDS

	High	Year	Low	Year
Players Used	83	2019	32	1980
Extra Inning Games	21	2013	7	1994
Attendance	666,797	2009	324,510	1978

Longest Streaks: Win- 16, 1979 (6/25-7/11); Loss- 9, 1978 (8/10-8/18)

### Clipper Seasons Ranked by Winning Percentage

1.	1992 <sup>GC</sup>	95-49	.660
2.	1981 <sup>GC</sup>	88-51	.633
3.	1979 <sup>GC</sup>	85-54	.612
4.	2011 <sup>GC</sup>	88-56	.611
5.	1996 <sup>GC</sup>	85-57	.599
6.	1990 <sup>RU</sup>	87-59	.596
7.	1980 <sup>GC</sup>	83-57	.593
	1983	83-57	.593
9.	1991 <sup>GC</sup>	85-59	.590
10.	1984	82-57	.590
11.	1999	83-58	.589
12.	2019 <sup>GC</sup>	81-59	.579
13.	2015 <sup>GC</sup>	83-61	.576
14.	2016	82-62	.569
15.	1982	79-61	.564
16.	1993	78-62	.557
17.	1997 <sup>RU</sup>	79-63	.556
18.	2004	80-64	.556
19.	1987 <sup>GC</sup>	77-63	.550
20.	2010 <sup>GC</sup>	79-65	.549
	2014	79-65	.549
22.	1985 <sup>RU</sup>	75-64	.540
23.	2005	77-67	.535
24.	2003	76-68	.528
25.	1989	77-69	.527
26.	2018	73-67	.521
27.	1994	74-68	.521
28.	2012	75-69	.521
	2000	75-69	.521
30.	1995	71-68	.511
31.	2017	71-71	.500
32.	2013	71-73	.493
33.	2008	69-73	.486
	2006	69-73	.486
35.	2001	67-76	.469
36.	1998	67-77	.465
<b>37.</b>	<b>2021</b>	<b>59-68</b>	<b>.465</b>
38.	1977	65-75	.464
39.	1988	65-77	.458
40.	1986	62-77	.446
41.	2007	64-80	.444
42.	1978	61-78	.439
43.	2002	59-83	.415
44.	2009	57-85	.401

#### At Home

Best: 49-22 (.690), 1996  
Worst: 29-43 (.403), 1998

#### On the Road

Best: 49-23 (.681), 1992  
Worst: 26-43 (.377), 1986

## SINGLE GAME RECORDS

### TEAM

Most Runs/Game, Clippers	26	5/3/97 at Norfolk
Most Runs/Game, Opponent	21	4x, 7/6/17 vs. Indianapolis
Most Runs/Inning, Clippers	11	4x, 6/1/09 vs. Norfolk
Most Runs/Inning, Opponent	12	3x, 8/3/97 vs. Rochester
Most Hits/Game, Clippers	30	5/3/97 at Norfolk
Most Hits/Game, Opponent	25	7/10/00 at Durham
Most Hits/Inning, Clippers	11	2x, 5/28/93 vs. Charlotte
Most HR/Game, Clippers	7	7/13/01 vs. Richmond
Most HR/Game, Opponent	7	2x, 7/6/17 vs. Indianapolis
Most HR/Inning, Clippers	5	6/3/05 at Buffalo
Most Consecutive HR	4	6/3/05 at Buffalo
Most SB/Game, Clippers	9	7/11/91 vs. Scranton/WB
Most SB/Game, Opponent	8	2x, 6/7/97 vs. Toledo

### INDIVIDUAL

Most Hits	6	2x, Matt Howard, 5/3/97 at Norfolk
Most Runs	5	4x, Ezequiel Carrera, 6/5/12 vs. Buffalo
Most RBI	10	Chad Huffman, 4/21/11 vs. Louisville
<b>Most Doubles</b>	<b>3</b>	<b>34x, Gabriel Arias, 9/18/21 at Toledo</b>
Most Triples	2	24x, Eric Haase, 8/2/19 at Indianapolis
Most HR	3	12x, Eric Stamets, 6/16 vs. Gwinnett
Most Total Bases	14	Dave Silvestri, 4/22/94 at Ottawa (2B, 3HR)
Most SB	4	5x, Oscar Mercado, 4/17/19 at Louisville
Most Strikeouts	18	Randy Keisler, 6/3/01 vs. Buffalo

### MISCELLANEOUS

Most Errors	6	5x, 6/9/04 vs. Rochester
Longest Game (Innings)	21	6/10/85 vs. Syracuse (W, 8-7)
Longest Game (Time)	5:38	8/6/97 vs. Richmond (18 innings)
Longest 9-Inning Game	4:10	7/12/90 at Indianapolis (W, 18-10)
Shortest 9-Inning Game	1:46	4x, 5/16/05 at Syracuse (L, 3-0)
Shortest 7-Inning Game	1:16	5/17/78 vs. Charleston (L, 1-0)
Largest Crowd (Home)	20,131	7/17/80 vs. Rochester (L, 7-3)
Largest Crowd (Road)	44,510	5/27/91 at Denver (W, 5-1)