



**SOD
POODLES
BASEBALL
CLUB**

NEWS & NOTES

HODGETOWN

715 S. BUCHANAN ST

AMARILLO, TEXAS 79101

806-803-7762

TWITTER: @SODPOODLES

Sod Poodles PR Department: Director, Cory Hilborne - CoryH@SodPoodles.com, 806-803-9614

Amarillo Sod Poodles (28-28)

RHP Luke Albright (4-2, 5.21 ERA)

VS.

Midland RockHounds (26-30)

RHP Joey Estes (3-4, 3.48 ERA)

Sunday, June 11, 2023 • 1:00 PM CT • Momentum Bank Ballpark • Radio: KVWE-102.9 FM • Game 56 • Away Game 32

UPCOMING GAMES

DAY	DATE	OPPONENT	PROBABLE PITCHERS	TIME (CT)	RADIO
Tue	June 13	vs SA	TBD	7:05 PM	KVWE-102.9 FM
Wed	June 14	vs SA	TBD	7:05 PM	KVWE-102.9 FM
Thurs	June 15	vs SA	TBD	7:05 PM	KVWE-102.9 FM

SEASON RESULTS

Date	Site	Result
5/9	MID	L, 11-9
5/10	MID	W, 6-3
5/11	MID	L, 16-6
5/12	MID	L, 6-1
5/13	MID	PPD
5/14 (1)	MID	W, 10-1 (7)
5/14 (2)	MID	L, 13-1 (7)
6/6	@MID	W, 8-4
6/7	@MID	W, 4-0
6/8	@MID	W, 12-3
6/9	@MID	W, 7-5
6/10	@MID	W, 13-10
6/11	@MID	

MIDLAND SERIES CAPSULE

2023 at Home: 2-4
2023 on Road: 5-0
All-Time at Home: 26-23
All-Time on Road: 25-17
All-Time Totals: 52-40

STREAKS

Last 5 Games: 5-0
Last 10 Games: 8-2
Longest 2023 Winning Streak: 5 (2x)
Longest 2023 Losing Streak: 4 (2x)
All-Time W/L: 226-223

LEAGUE STANDINGS

NORTH (W-L-PCT-GB)

TULSA	37-19 .661	--
ARKANSAS	35-21 .625	2.0
SPRINGFIELD	27-29 .482	10.0
WICHITA	22-33 .400	14.5
NW ARKANSAS	21-35 .375	16.0

SOUTH (W-L-PCT-GB)

SAN ANTONIO	31-25 .554	--
AMARILLO	28-28 .500	3.0
CORPUS CHRISTI	27-29 .482	4.0
MIDLAND	26-30 .464	5.0
FRISCO	25-30 .455	5.5

TEAM LEADERS

AVERAGE: .364 - Bliss
HITS: 78 - Bliss
2B: 16 - Bliss
TRIPLES: 4 - Roberts
HOME RUNS: 10 - Vukovich
RBI: 36 - Vukovich
OBP: .396 - Bliss
STOLEN BASES: 19 - Bliss
SO (P): 58 - Albright
SAVES: 5 - Backhus
ERA: 2.43 - Saalfrank
WINS: 4 - Albright

ATTENDANCE

Last: 5,636
Total: 113,145
Average: 5,143
No. of Sellouts: 8

MAKE IT SIX?: The Amarillo Sod Poodles will go for their sixth straight win as they close out the series with the Midland RockHounds on Sunday. With a win, Amarillo would tie the franchise-high for consecutive win, a mark the set last September. A Sunday win would also give Amarillo their very first six-game series sweep since the schedule switched to six-game series ahead of the 2021 season.

1 VUK, 2 NUKES: A.J. Vukovich launched a pair of home runs in last night's game, going 3-for-3 with four RBI and four runs scored. He is the first Sod Poodle this season to notch a multi-HR game, and the first since Aug. 23, 2022 when Leandro Cedeño hit a pair of long balls on the road in Corpus Christi. Up to 10 homers on the season, Vukovich has regained the solo lead for home runs in the team through 55 games.

FORE: Amarillo hit four home runs, powering the team to a 13-10 win. The four dingers were the most hit in a single game by the Sod Poodles this year, and most since also hitting four on Aug. 23, 2022 in Corpus Christi. Ryan Bliss led off the game with his fourth lead off homer this season. Vukovich and Adrian Del Castillo also hit homers in the first inning, all three of the solo variety. It was the first inning this season where the Sod Poodles have hit three or more home runs.

THAT'S A LOT OF RUNS: The 23 combined runs tied the most runs in a game this season that Amarillo has been apart of. Amarillo and their opponents have combined for 23 runs three previous times this year prior to last night, with the last coming on April 26 vs Frisco. The 13 runs for Amarillo also tied the season high for a single game with the last coming on May 31 vs Springfield.

WANNA SEE ME DO IT AGAIN: Adrian Del Castillo finished his night 3-for-5 with a home run, four RBI, and two runs scored. It was his second consecutive game with a homer, the second time he has had back-to-back games leaving the yard this year. Over his last eight games dating back to May 30, Del Castillo is hitting .433 (13-for-30) with four home runs, three doubles, and 16 RBI. Del Castillo is one of six players who have homered in consecutive games for the Sod Poodles this year.

STARTING WITH A BANG: Ryan Bliss led off the game with a homer, the fourth time he has done that this year, breaking a tie with Alek Thomas for the most lead off home runs in team history. It was Bliss' first home run since May 18 in Frisco when he also launched a lead off dinger.

SAVE THE DAY: Josh Green pitched collected the save last night, after pitching the ninth inning. It was Green's first save of the year and his first save since Aug. 24, 2018 in his first professional season. Green worked as a starter in 2019, before going back to the bullpen for the most part in 2021. In five road games this season, Green carries a 0.90 ERA, allowing just one run in 10.0 IP.

BETTER CALL SAAL: Southpaw Andrew Saalfrank spun two hitless innings last night en route to his third win of the year, moving to 3-0 on the season. It was his first win since May 10, also against Midland. He lowered his season ERA to 2.43 and has been even better on the road. In 11 road appearances, Saalfrank has surrendered just two earned runs over 18.0 IP and has 27 strikeouts to just 10 walks.

OIL PAN CUPdate: Amarillo now leads the 2023 Oil Pan Cup race 7-4.

SOD POODLES BREAKDOWN

At Home: 12-12
On the Road: 16-16
Day Games: 3-6
Night Games: 24-22
vs. RHP: 23-24
vs. LHP: 5-4
First Half: 28-28
Second Half: 0-0
April: 11-10
May: 10-16
June: 7-2
July: 0-0
August: 0-0
September: 0-0
Monday: 0-0
Tuesday: 3-6
Wednesday: 7-2
Thursday: 4-5
Friday: 3-6
Saturday: 6-4
Sunday: 5-5

Scoring First: 17-9
Opponent Scoring First: 11-19
Extra Innings: 2-2
Doubleheaders: 2-2
Commit An Error: 12-19
Commit No Errors: 16-9
Walk-Off Wins: 2
Walk-Off Losses: 2

vs. North 1st Half: 7-5
vs. South 1st Half: 21-23
vs. North 2nd Half: 0-0
vs. South 2nd Half: 0-0

Scoring 4+ Runs: 21-17
Opp. Scoring 4+ Runs: 9-26
Scoring 3 Or Fewer Runs: 7-11
Opp. Scoring 3 Or Fewer Runs: 19-2
Out-Hit Opponent/Tie: 24-11
Out-Hit By Opponent: 4-17
Lead After 6: 21-4
Trail After 6: 5-23
Tied After 6: 2-1
Lead After 7: 23-2
Trail After 7: 2-23
Tied After 7: 2-3
Lead After 8: 24-1
Trail After 8: 1-25
Tied After 8: 1-2

Series (W-L-T): 3-4-3

Game 1: 3-7
Game 2: 8-2
Game 3: 5-5
Game 4: 3-6
Game 5: 6-3
Game 6: 3-5
Series Sweeps: 0
Series Been Swept: 0



STARTING PITCHER



#30 LUKE ALBRIGHT - RHP

HEIGHT: 6'4"

WEIGHT: 215

B/T: R/R

AGE: 23 (12/13/1999 in Fishers, IN)

11 G

4-2

58/30 K/BB

5.21 ERA

LAST WIN: 6/6/23 @ MID

LAST SAVE: None

LONGEST 2023 OUTING: 6.0 Innings (2x, Last: 6/6 @ MID)

LAST HOME RUN ALLOWED: 5/31/2023 vs. SPR (Chase Pinder, 3rd inning, solo)

CAREER VS. MID: 2 GS, 2-0, 11.0 IP, 3 R, 3 ER, 7 H, 12 K, 5 BB

- Selected by the Arizona Diamondbacks in the 6th round of the 2021 MLB draft out of Kent State (Kent, OH).
- He did not appear in a game in 2021 without logging at least three (3) K, posting a six (6) K game (8/29) in the process.
- Spent the 2022 campaign (26 GS) in High-A Hillsboro, posting a 6-10 record and a 5.49 ERA (75 ER, 123.0 IP) while punching out 130 batters (9.5 K/9).
- While with Hillsboro (4/10-9/10/22), he held the crown for strikeouts, games started and innings pitched while holding the two (2) spot for wins among qualified club mates.
- Among D-Backs minor leaguers, his 130 punch outs last season was good for 4th best, his six (6) wins was tied 7th (25 GS), his 112 hits were the 2nd least allowed (120.0 IP), his 1.472 WHIP was the 7th lowest (120.0 IP) and his 9.5 K/9 is good for 3rd best (120.0 IP).
- Through his first nine starts this season (4/7-5/25), he struck out 47 batters in 37.2 innings of work (11.4 K/9) with his punch outs going for the second most in the Diamondbacks farm system while tying sixth in the Texas League across that date range.

CAREER STATS

YEAR	TEAM	W-L	ERA	G	GS	CG	SHO	IP	H	R	ER	HR	HB	BB	SO	WP	GDP	BAA
2021	Visalia (A-)	2-0	3.47	6	6	0	0	23.1	21	10	9	3	1	11	22	2	3	.247
2022	Hillsboro (A+)	6-10	5.49	26	26	0	0	123.0	125	80	75	17	9	56	130	13	4	.262
2023	Amarillo (AA)	4-2	5.21	11	11	0	0	48.1	48	31	28	3	0	30	58	1	2	.261
MINOR LEAGUE TOTALS		12-12	5.18	43	43	0	0	194.2	194	121	112	23	11	97	210	16	9	.260

2023 HIGHS

INNINGS: 6.0 IP (2x, Last: 6/6 @ MID)
HITS: 8 (2x: Last: 5/7 @ CC)
RUNS: 7 (4/14 vs. CC)
EARNED RUNS: 6 (4/14 vs. CC)
STRIKEOUTS: 7 (4x: Last: 5/25 @ SA)
WALKS: 5 (4/20 @ NWA)
HOME RUNS: 2 (4/26 vs. FRI)
WINNING STREAK: 2 (5/14 vs. MID, G1-5/19 @ FRI)
LOSING STREAK: 1 (5/7 @ CC)
SHORTEST START: 2.0 IP (4/20 @ NWA)
PITCHES THROWN: 96 (5/31 vs. SPR)

CAREER HIGHS

INNINGS: 7.0 IP (7/7/22 vs. EUG (HIL))
HITS: 8 (4x: Last: 5/7/23 @ CC)
RUNS: 7 (2x: Last: 4/14/23 vs. CC)
EARNED RUNS: 6 (4x: Last: 4/14/23 vs. CC)
STRIKEOUTS: 8 (7/22/22 vs. TRI (HIL))
WALKS: 5 (2x: Last: 4/20/23 @ NWA)
HOME RUNS: 2 (5x: Last: 4/26/23 vs. FRI)
WINNING STREAK: 2 (2x: Last: 5/14 vs. MID, G1-5/19 @ FRI)
LOSING STREAK: 2 (8/13-8/19/22)
SHORTEST START: 2.0 IP (2x: Last: 4/20/23 @ NWA)
PITCHES THROWN: 97 (8/25 @ VAN (HIL))

2023 SPLITS

VS. RIGHT: .321/.411/.500, 34 H, 10 2B, 3 HR, 20 RBI, 36 K, 20 BB
VS. LEFT: .179/.298/.256, 14 H, 4 2B, 3B, 5 RBI, 22 K, 14 BB
HOME: 4 GS, 8.80 ERA, 1-1, 15.1 IP, 18 R, 15 ER, 20 H, 3 HR, 16 K, 11 BB
ROAD: 7 GS, 3.55 ERA, 3-1, 33.0 IP, 13 ER, 28 H, 42 K, 19 BB
W/ RISP: .259/.352/.362, 15 H, 6 2B, 22 RBI, 20 K, 10 BB
DAY: 1 GS, 1-0, 5.0 IP, R, ER, 2 H, 6 K, 4 BB
NIGHT: 10 GS, 3-2, 33.1 IP, 30 R, 27 ER, 46 H, 3 HR, 52 K, 26 BB
TEAM W/L IN STARTS: 7-4

OPPOSING STARTER - RHP JOEY ESTES (3-4, 3.48 ERA)

CAREER VS. AMA: 2 G, 0-1, 9.2 IP, 5 ER, 9 H, HR, 7 K, 2 BB

BATTER-PITCHER MATCH-UPS (2023)

SOD POODLES VS. JOEY ESTES:									ROCKHOUNDS VS. LUKE ALBRIGHT:								
PLAYER	H	AB	AVG	XBH	HR	RBI	BB	SO	PLAYER	H	AB	AVG	XBH	HR	RBI	BB	SO
Tawa, T	2	4	.500	1	1	2	0	1	Hernaiz, D	3	5	.600	1	0	0	0	1
Centeno, J	1	2	.500	0	0	2	0	0	Guldborg, M	1	2	.500	0	0	0	0	0
Roberts, C	1	3	.333	1	0	1	0	2	McGuire, S	1	3	.333	0	0	0	1	1
Del Castillo, A	1	3	.333	1	0	1	2	0	Calabuig, C	1	4	.250	0	0	0	1	0
Lawlar, J	1	3	.333	1	0	1	0	0	Davidson, L	1	5	.200	1	0	2	0	3
Vukovich, A	1	4	.250	1	0	1	0	0	Clarke, D	0	3	.000	0	0	1	1	2
Bliss, R	1	5	.200	1	0	0	0	0	Harris, B	0	5	.000	0	0	0	1	2
Beer, S	0	3	.000	0	0	0	0	0	Schwarz, J	0	3	.000	0	0	0	0	2
Duzenack, C	0	1	.000	0	0	0	0	1	Eierman, J	0	1	.000	0	0	0	1	1
De Los Santos, D	0	5	.000	0	0	0	0	0	Butler, L	0	6	.000	0	0	0	0	0
Enriquez, R	0	1	.000	0	0	0	0	0	Deichmann, G	0	2	.000	0	0	0	0	0

🐞 Posted a .981 fielding percentage behind the dish while throwing out 58 percent of would be base stealers (18-of-31) in 2022.

#13 DEYVISON DE LOS SANTOS - INF 2023 HIGHS: Hits - 3, Runs - 2, RBI - 3, HR - 1, 2B - 1, 3B - 0, BB - 2, K - 3, SB - 1														
HEIGHT: 6'1" WEIGHT: 185 B/T: R/R AGE: 19 (6/21/1993 in Santo Domingo, Dominican Republic) 2023 SPLITS:														
G	AVG	OBP	SLG	AB	R	H	2B	3B	HR	RBI	BB	SB/ATT	SO	V. RHP
49	.200	.275	.314	185	22	37	3	0	6	21	17	2/2	49	.190
													V. LHP	HOME
														.253
													AWAY	.157
													RISP	.255
LAST GAME: 2-for-5, RBI, K LAST HOME RUN: 6/9/23 @ MID off Beers (2-Run) MID SERIES: 4-for-17, HR, 3 RBI, R, BB, 2 K LAST MULTI-HIT GAME: 6/10/23 @ MID (2-for-5) SPR SERIES: 5-for-23, HR, 4 RBI, SB, 3 R, 7 K														
CURRENT HITTING: 3 SEASON LONG HITTING: 3 CURRENT ON-BASE: 6 SEASON-LONG ON-BASE: 7														

- 👉 Back-to-back D-backs' Minor League Player of the Month in June and July, 2022.
- 👉 Named the NWL Player of the Week (7/31/22), MiLB.com Organization All-Star (2022) and Single-A Postseason All-Star (Baseball America).
- 👉 Collected a hit in 13-of-18 games in April, 2022 to begin the season which encompassed a pair of 3-hit games.
- 👉 Combined to hit .403 (75-for-186) with 12 doubles, two triples, nine home runs, 35 RBI in 46 games between Visalia and Hillsboro in June and July, 2022
- 👉 Won the batting title in the California League in 2022, hitting .329 in 78 games played for Visalia despite a promotion to Hillsboro on July 22, 2022.

#3 ADRIAN DEL CASTILLO - C 2023 HIGHS: Hits - 3, Runs - 3, RBI - 4, HR - 1, 2B - 1, 3B - 0, BB - 3, K - 3, SB - 1														
HEIGHT: 5'9" WEIGHT: 208 B/T: L/R AGE: 23 (9/27/1999 in Miami, FL) 2023 SPLITS:														
G	AVG	OBP	SLG	AB	R	H	2B	3B	HR	RBI	BB	SB/ATT	SO	V. RHP
44	.275	.369	.464	153	25	42	8	0	7	29	23	2/3	46	.276
													V. LHP	.269
													HOME	.217
													AWAY	.312
													RISP	.225
LAST GAME: 3-for-5, HR, 4 RBI, 2 R, K LAST HOME RUN: 6/10/23 @ MID off Cushing (solo) MID SERIES: 8-for-17, 2HR, 2B, 11 RBI, 5R, 2BB, 3K LAST MULTI-HIT GAME: 6/10/23 @ MID (3-for-5) SPR SERIES: 5-for-13, 2 HR, 2 2B, 5 RBI, 4 BB, 3 R, 5 K														
CURRENT HITTING: 5 SEASON LONG HITTING: 10 CURRENT ON-BASE: 16 SEASON-LONG ON-BASE: 16														

- 👉 Selected by the Chicago White Sox in the 36th round of the 2018 MLB draft but declined to play ball at the University of Miami.
- 👉 Made his professional debut on 7/31/2021 with the ACL Diamondbacks (ROK) and after just two (2) appearances in Rookie ball, he was promoted to Low-A Visalia.
- 👉 He earned a hit in 43 of his 86 games played (2022) with 17 of those being multi-hit efforts, good for logging multiple hits in 39% of games that he knocks.
- 👉 Earned the 7th most homers (7), 6th most hits (57), 5th most total bags (99) and 4th most doubles (17) amongst qualified Hillsboro Hops in 2022.
- 👉 Launched two homers in 18 games played in April this season and then went back-to-back from 5/30-5/31, swatting five in 2023 by May's end.

#26 CAMDEN DUZENACK - INF 2023 HIGHS: Hits - 3, Runs - 1, RBI - 3, HR - 0, 2B - 2, 3B - 0, BB - 1, K - 1, SB - 0														
HEIGHT: 5'7" WEIGHT: 170 B/T: R/R AGE: 28 (3/8/1995 in Melissa, TX) 2023 SPLITS:														
G	AVG	OBP	SLG	AB	R	H	2B	3B	HR	RBI	BB	SB/ATT	SO	V. RHP
14	.279	.407	.372	43	3	12	4	0	0	9	8	0/1	7	.278
													V. LHP	.286
													HOME	.438
													AWAY	.185
													RISP	.400
LAST GAME: 1-for-4, 2B, 2 RBI, R, BB, K LAST HOME RUN: 9/9/22 @ SL (RNO) off Valdez MID SERIES: 1-for-6, 2B, 2 RBI, 2 BB, R, 2 K LAST MULTI-HIT GAME: 6/3/23 vs. SPR, G1 (2-for-3) SPR SERIES: 4-for-10, 2 RBI, BB, 2 K														
CURRENT HITTING: 1 SEASON LONG HITTING: 5 CURRENT ON-BASE: 13 SEASON-LONG ON-BASE: 13														






- 👉 Duzenack is entering his 6th professional season, having spent time at every level of minor league ball from Rookie to Triple-A.
- 👉 In his debut season (2017), he belted 16 doubles, a triple, and three homers in 222 AB's with A(Short) Hillsboro, slugging .410 that year.
- 👉 He logged 318 Triple-A at-bats last season with Reno, slashing .261/.308/.465 while sending 13 balls over the wall accompanied by 20 two-baggers and three triples.
- 👉 Earned Amarillo's second walk-off win on 5/31/23 after poking a two RBI single while the club was down by one run with two outs and the bases loaded.

#17 ROBY ENRIQUEZ - OF 2023 HIGHS: Hits - 2, Runs - 2, RBI - 2, HR - 0, 2B - 1, 3B - 0, BB - 2, K - 3, SB - 1														
HEIGHT: 6'2" WEIGHT: 210 B/T: L/L AGE: 26 (3/21/1997 in Carolina, Puerto Rico) 2023 SPLITS:														
G	AVG	OBP	SLG	AB	R	H	2B	3B	HR	RBI	BB	SB/ATT	SO	V. RHP
38	.252	.359	.309	123	17	31	7	0	0	10	18	4/4	29	.269
													V. LHP	.158
													HOME	.277
													AWAY	.224
													RISP	.233
LAST GAME: 1-for-4, RBI, BB, 2 K LAST HOME RUN: 9/7/22 vs. ARK off Weiman MID SERIES: 3-for-7, 2B, R, RBI, 2 BB LAST MULTI-HIT GAME: 6/9/23 @ MID (2-for-3) SPR SERIES: 4-for-7, 2 R, K														
CURRENT HITTING: 3 SEASON LONG HITTING: 5 CURRENT ON-BASE: 3 SEASON-LONG ON-BASE: 11														

- 👉 Signed by the Arizona Diamondbacks as a minor league free agent on December 22, 2021 out of Indiana State University (Terre Haute, IN).
- 👉 He is in a four (4) way tie for first for the most four (4) hit performances by a Sod Poodle in 2022 with two (2) four (4) hit outings.
- 👉 He had 26 multi-hit performances last season with three (3) being of the three (3) hit variety...24 of those were achieved in Soddis threads.
- 👉 He logged a hit in 44 out of 51 straight games (6/4-8/25/2022) which encompassed a 12 game hit streak (7/6-7/24).
- 👉 The lefty-bat poked 20 of his first 22 hits this season off of right-handed pitching and 14 of them while at home.

#11 JORDAN LAWLAR - INF 2023 HIGHS: Hits - 3, Runs - 3, RBI - 4, HR - 1, 2B - 1, 3B - 1, BB - 2, K - 4, SB - 2														
HEIGHT: 6'2" WEIGHT: 190 B/T: R/R AGE: 20 (7/17/2002 in Carrollton, TX) 2023 SPLITS:														
G	AVG	OBP	SLG	AB	R	H	2B	3B	HR	RBI	BB	SB/ATT	SO	V. RHP
47	.238	.336	.442	181	34	43	9	2	8	24	24	15/17	53	.213
													V. LHP	.355
													HOME	.247
													AWAY	.230
													RISP	.204
LAST GAME: 2-for-5, 3 R LAST HOME RUN: 6/7/23 @ MID off Cusick (solo) MID SERIES: 10-for-23, HR, 2 2B, 3B, 2 RBI, 10 R, BB LAST MULTI-HIT GAME: 6/10/23 @ MID (2-for-5) SPR SERIES: 7-for-21, 2 2B, 2 HR, 4 RBI, BB, SB, 5 R, 5 K														
CURRENT HITTING: 5 SEASON LONG HITTING: 9 CURRENT ON-BASE: 5 SEASON-LONG ON-BASE: 13														

- 👉 Made his professional debut on 8/21, going 1-for-2 with a double, walk, and stolen base. Played just two games before suffering a season-ending labrum tear.
- 👉 Hit .278 (10-for-36) with a double, triple, two home runs, and seven RBI in 11 games in the Arizona Fall League...Had his time cut short after suffering a broken scapula.
- 👉 Collected a hit in his Hillsboro debut on 7/4/2022 against Eugene...Had two separate five-game hit streaks as a Hop including his final five games.
- 👉 Currently ranked as the D-backs' no. 1-rated prospect and the no. 8 overall prospect by MLB Pipeline.

 After being drafted 119th overall out of high school, the D-Backs' number 14 prospect made his professional debut with the Visalia Rawhide on 5/4/2021.
 While in Visalia (62 G, 5/4-8/1/2021) he tied 1st in 2B (15) and XBH (26), led the team in AVG (.259) and H (64) while coming in 2nd for RBI (42), SLG (.449) and R (42).
 During his brief stint with the Sod Poodles at the end of last season (9/6-9/18/2022), earned the crown for hits (13) and shared the throne for TB (19) and homers (2).
 He earned the 5th best batting average (.276, 129-for-468) in the D-backs organization among players with at least 115 games played in 2022.
 Logged a hit in 18 out of 20 straight games (4/14-5/10/2022, HIL) which encompassed eight (8) multi-hit performances...Later in the season, he earned at least one base knock in 19 out of 20 straight games (8/25-9/18, HIL & AMA) which also encompassed seven (7) multi-hit efforts.

TEAM BATTING

OVERALL

	AVG	G	AB	R	H	TB	2B	3B	HR	RBI	BB	SO	SB	CS	OBP	SLG	OPS
	.261	56	1874	305	489	796	91	15	62	284	196	511	78	20	.336	.425	.761

MONTHLY

APRIL	.260	21	718	120	187	307	33	6	25	112	79	214	35	8	.336	.428	.764
MAY	.236	26	845	123	199	319	41	5	23	114	95	231	33	9	.318	.378	.696
JUNE	.331	9	311	62	103	170	17	4	14	58	22	66	10	3	.387	.547	.934
JULY	-	-	-	-	-	-	-	-	-	-	-	-	-	-	-	-	-
AUGUST	-	-	-	-	-	-	-	-	-	-	-	-	-	-	-	-	-
SEPTEMBER	-	-	-	-	-	-	-	-	-	-	-	-	-	-	-	-	-

HOME VS. ROAD

HOME	.296	24	803	159	238	404	46	6	36	152	77	209	34	4	.363	.503	.866
ROAD	.234	32	1071	146	251	392	45	9	26	132	119	302	44	16	.316	.366	.682

SITUATIONAL SPLITS

	AVG	G	AB	H	TB	2B	3B	HR	RBI	BB	SO	OBP	SLG	OPS
VS RIGHT	.262	56	1556	408	670	76	12	54	241	167	424	.339	.431	.770
VS LEFT	.255	30	318	81	126	15	3	8	43	29	87	.320	.396	.716
W/ RISP	.293	56	539	158	253	30	7	17	221	66	148	.369	.469	.838
TEAM IS AHEAD	.266	39	687	183	277	43	6	13	107	74	177	.344	.403	.747
TEAM IS BEHIND	.264	40	800	211	353	30	5	34	131	86	205	.341	.441	.782

HOME RUNS

MULTI-RBI GAMES

MULTI-HIT GAMES

PLAYER	SOLO	2R	3R	GS	TOTAL	2	3	4	5+	TOTAL	2	3	4	5+	TOTAL
Beer	1				1	2	1			3	2		2		4
Bliss	6	1	1		8	5	1			6	17	9			26
Castillo	1		1		2	1	1			2	4				4
Centeno	1				1	3				3	10	2			12
Dalesandro											4				4
De Los Santos	1	5			6	3	2			5	8	3			11
Del Castillo	4	2	1		7	4	1	2		7	10	1			11
Duzenack						3	1			4	2	1			3
English	4	1	1		6	3	1	1		5	5				5
Enriquez						2				2	4		1		5
Guzman		1			1	1	1			2	1	1			2
Lawlar	4	3	1		8	1	1	1		3	9	2			11
Roberts		2	1		3	6	2			8	7	1			8
Tawa	6	1	1		8	4	2			6	10	2			12
Vicuña			1		1		1			1					
Vukovich	7	2		1	10		6	2		8	10	3			13
Watkins						1				1					
TOTALS:	35	18	8	1	62	39	21	6	0	65	103	25	3	0	131

HOME RUN VARIANTS

WALK-OFF HR (0):

BACK-TO-BACK HR (1): English/Vukovich (4/16 vs. CC, 7th inning); Roberts/Vukovich (6/3 vs. SPR, G1, 6th inning)

MULTI-HR GAMES (1): Vukovich (2, 6/10 @ MID)

EXTRA-INNING HR (0):

GRAND SLAMS (1): Vukovich (6/4 vs. SPR, 5th inning)

INSIDE-THE-PARK HR (0):

PINCH-HIT HR (0):

HR IN CONSECUTIVE GAMES (9): Vukovich (2x: 5/5-6 @CC; 6/1-6/3 G1 vs SPR); Tawa (2x: 5/28 @ SA - 5/30 vs. SPR; 6/3/4 vs. SPR); Del Castillo (2x: 5/30-31 vs. SPR; 6/8-10 @ MID); Lawlar (4/15 vs. CC - 4/18 @ NWA); English (4/23 @ NWA - 4/25 vs. FRI); Bliss (5/5-6 @ CC)

LEAD OFF HR (5): Bliss (4x: 4/27 vs. FRI; 5/10 vs. MID; 5/18 @ FRI; 6/10 @ MID); Tawa (6/4 vs. SPR)

BATTING (CONT.)



STARTS BY BATTING ORDER (TEAM RECORD)										STARTS BY POSITION (TEAM RECORD)								
PLAYER	1	2	3	4	5	6	7	8	9	C	1B	2B	3B	SS	LF	CF	RF	DH
Beer			1-1	9-4							9-4							1-1
Bliss	24-25											20-18		4-5				1-2
Castillo							1-1	6-12	8-5		2-3				3-4	3-4	5-2	2-5
Centeno		1-2	2-0	0-2		2-0	5-4	5-4	1-3	11-6								5-9
Dalesandro							1-2	2-1	10-11	0-1					2-1	9-12	2-0	
De Los Santos				9-8	7-14	6-4	1-0				6-7		17-19					
Del Castillo				4-3	7-3	4-9	6-8			12-18								9-5
Duzenack	2-0	2-0					0-1	2-2	4-0			0-1	2-1	1-0	3-0	2-1	2-0	
English			7-5	1-0	1-1		1-0	1-1			8-3				1-2			2-2
Enriquez	1-1	0-1	4-8	0-1		1-0	2-5	6-2	1-2							2-0	12-19	1-1
Guzman							2-3		2-2						3-4		1-1	
Lawlar		25-22												23-22				1-0
Roberts			8-12	1-0	0-2	1-0	4-0			5-3	2-5				2-2		2-4	3-0
Tawa	1-2	0-3		0-1	7-4	6-8	5-4	3-2				8-9	1-2		3-0	9-10	0-1	1-1
Vicuña								3-4	0-3				1-1	0-1	0-5		2-0	0-1
Vukovich			6-2	4-9	6-4	8-7					1-6		7-5		10-9	3-1	2-0	1-1
Watkins									2-2						1-1		0-1	1-0

5+ GAME HITTING STREAKS (CURRENT IN BOLD)		
PLAYER	LENGTH / DATES	STREAK STATS
English	12 G, 4/19-5/2	.370 AVG (17-for-46), 6 2B, 4 HR, 16 RBI, 7 BB, 8 R
Vukovich	11 G, 4/29-5/16	.348 AVG (16-for-46), 3 2B, 3 HR, 3B, 9 RBI, BB, 9 R
Bliss	10 G, 4/6-4/19	.438 AVG (21-for-48), 3 2B, 2 3B, HR, 8 RBI, 8 R
Del Castillo	10 G, 5/19-5/31	.406 AVG (13-for-32), 2 2B, 2 HR, 8 RBI, 9 BB, 7 R
Lawlar	9 G, 5/23-6/3	.389 AVG (14-for-36), 3 2B, 2 HR, 3 BB, 6 RBI, 3 SB, 6 R
Bliss	9 G, 5/4-5/14	.459 (17-for-37), 4 2B, 4 HR, 8 RBI, 4 BB, 10 R, 3 SB
Bliss	9 G, 5/23-6/3	.357 AVG (15-for-42), 2B, 3B, 2 BB, 3 RBI, 6 SB, 8 R
Tawa	9 G, 5/28-6/9	.382 AVG (13-for-34), 4 HR, 2B, 8 RBI, 2 BB, 6 R
Bliss	8 G, 4/21-5/2	.412 AVG (14-for-34), 5 2B, HR, 6 RBI, 2 BB, 10 R, 2 SB
Vukovich	7 G, 5/30-6/6	.357 AVG (10-for-28), 3 HR, 4 2B, 3B, 10 RBI, SB, 9 R
Centeno	6 G, 5/20-6/4	.391 AVG (9-for-23), 2 2B, 4 RBI, R
Lawlar	6 G, 4/12-4/19	.318 AVG (7-for-22), 2 2B, 2 HR, 5 RBI, 3 BB, 4 R
Dalesandro	5 G, 5/28-6/9	.385 AVG (5-for-13), 3B, 2 BB, 2 SB, 2 R, K
Duzenack	5 G, 5/27-6/3	.421 AVG (8-for-19), 2 2B, 5 RBI, 2 BB, R
English	5 G, 4/8-4/16	.294 AVG (5-for-17), 2B, 2 HR, 4 BB, 4 RBI, 5 R
Enriquez	5 G, 4/7-4/16	.313 AVG (5-for-16), 2 2B, 4 BB, IBB, RBI, 3 R
Guzman	5 G, 4/23-5/3	.444 AVG (8-for-18), HR, 5 RBI, 2 BB, 4 R, SB

MULTI-RUN INNINGS		
RUNS	NO. OF TIMES	LAST
2	38	6/10 @ MID, 3rd inning
3	17	6/10 @ MID 8th inning
4	10	6/10 @ MID, 5th inning
5	3	6/6 @ MID, 6th inning
6	2	5/6 @ CC, 5th inning
7	4	5/31, 7th inning
8+	-	

SCORE BY INNING												
	1	2	3	4	5	6	7	8	9	10	11+	TOTAL
OPP	44	26	40	30	68	49	34	21	20	2	-	334
AMA	38	18	30	33	35	36	57	38	17	3	-	305

FIELDING

CATCHER'S BOX (W/L BASED ON STARTS)						
PLAYER	CS	SB	ATT	CS %	PB	W-L
Centeno	2	18	17	.117	3	11-6
Dalesandro	0	4	4	.000	0	0-1
Del Castillo	11	28	38	.289	5	12-18
Roberts	4	9	13	.308	3	5-3
TOTAL	17	55	72	.236	11	28-28

TEAM FIELDING						
%	G	PO	A	E	DP	PB
.977	56	1448	464	45	35	11

ERRORS BY POSITION		
POSITION	SOD POODLES	OPPONENT
C	9	3
1B	5	4
2B	6	2
3B	7	7
SS	5	4
LF	2	2
CF	2	1
RF	2	1
P	7	6
TOTAL	45	30

NOTABLE GAMES



AMARILLO HAVE 5 OR FEWER HITS		
DATE	HITS	OPPONENT
4/15	4	CC
4/20	4	@NWA
4/22	3	@NWA
4/27	5	FRI
5/2	5	@CC
5/4	2	@CC
5/12	5	MID
5/14 (G2)	4	MID
5/16	2	@FRI
5/18	2	@FRI
5/19	4	@FRI
5/21	4	@FRI
5/26	5	@SA
TOTAL: 13 (4 HOME, 9 ROAD)		

OPPONENTS HAVE 5 OR FEWER HITS		
DATE	HITS	OPPONENT
4/7	3	@FRI
4/19	2	@NWA
4/20	4	@NWA
4/27	5	FRI
5/2	3	@CC
5/3	5	@CC
5/4	5	@CC
5/14 (G1)	2	MID
5/21	3	@FRI
5/26	5	@SA
5/27	2	@SA
5/30	3	SPR
6/1	5	SPR
6/3 (G2)	4	SPR
6/7	3	@MID
TOTAL: 15 (5 HOME, 10 ROAD)		

AMARILLO HAVE 10 OR MORE RUNS		
DATE	RUNS	OPPONENT
4/12	13	CC
4/14	10	CC
4/26	12	FRI
4/29	11	FRI
5/5	12	@CC
5/14 (G1)	10	MID
6/8	12	@MID
6/10	13	@MID
TOTAL: 8 (5 HOME, 3 ROAD)		

OPPONENTS HAVE 10 OR MORE RUNS		
DATE	RUNS	OPPONENT
4/6	12	@FRI
4/12	10	CC
4/14	13	CC
4/16	11	CC
4/18	16	@NWA
4/26	11	FRI
4/28	12	FRI
4/30	12	FRI
5/6	12	@CC
5/9	11	MID
5/11	16	MID
5/14 (G2)	13	MID
5/17	10	@FRI
5/23	14	@SA
5/31	13	SPR
6/10	10	@MID
TOTAL: 16 (10 HOME, 6 ROAD)		

EXTRA INNING GAMES (4) 2-2

DATE	OPP	RESULT	SCORE	W	L	S	TIME
4/20	@NWA	W (10)	3-2	Otanez, M (1-0)	Biasi, D (1-1)	Rice, J (1)	3:08
4/26	FRI	W (10)	12-11	Workman, B (1-0)	Church, M (0-1)	-	3:24
5/20	@FRI	L (10)	8-7	Kelly, A (2-0)	Stumpo (0-1)	-	3:26
6/3 (G1)	SPR	L (8)	5-4	Roycroft, C (1-0)	Backhus, K (0-1)	Granillo, A (2)	2:26

PINCH HITTER TOTALS

PLAYER	DATE	SITUATION	RESULT
Watkins	5/9	Bot. 8, 2 outs	Triple

DOUBLEHEADERS (2) 2-2

DATE	OPP	RESULT	SCORE	W	L	S	TIME
5/14 (G1)	MID	W	10-1	Albright, L (2-2)	Ginn, J (0-2)	-	1:40
5/14 (G2)	MID	L	13-1	Tomioka, S (1-0)	Hill, J (0-3)	-	2:32
6/3 (G1)	SPR	L (8)	5-4	Roycroft, C (1-0)	Backhus, K (0-1)	Granillo, A (2)	2:26
6/3 (G2)	SPR	W	6-1	Olivero, D (2-4)	Hernandez, K (5-2)	-	1:39

WALK-OFF WINS

DATE	SCORE	GAME-WINNING PLAY
4/26	12-11 (10th)	Lawlar RBI-double
6/1	3-2 (7th)	Duzenack two RBI Single

SHUTOUTS (6) 4-2

DATE	OPP	RESULT	SCORE	W	L	S	TIME
4/19	@NWA	W	5-0	Jarvis, B (2-1)	Veneziano, A (1-1)	-	2:29
4/21	@NWA	L	5-0	Hoffmann, A (2-1)	Hill, J (0-1)	-	2:26
4/22	@NWA	L	5-0	Marsh, A (1-0)	Patrick, C (0-3)	-	2:14
5/3	@CC	W	3-0	Pope, A (1-0)	Kouba, R (1-1)	Backhus, K (4)	2:15
5/27	@SA	W	1-0	Patrick, C (2-5)	Snider, D (0-3)	-	2:30
6/7	@MID	W	4-0	Green, J (1-0)	Cusick, R (3-3)	-	2:35

#14 KYLE BACKHUS - LHP					2023 HIGHS: IP - 2.0, K - 4, BB - 2, H - 3, R - 5, ER - 5					RECENT APPEARANCES				
HEIGHT: 6'4"					WEIGHT: 185					B/T: L/L				
AGE: 25 (1/31/1998 in New Waverly, TX)														
19 G					0-1					5/5 SV/SVO				
30/9 K/BB					4.07 ERA									
OVERALL: 19 G, 0-1, 24.1 IP, 11 ER, 22 H, 3 HR, 30 K, 9 BB										JUNE: 4 G, 0-1, 0.00 ERA, 3.2 IP, 2 H, R, 5 K, 2 BB				
LAST 10 G: 0-1, 7.15 ERA, 11.1 IP, 15 H, 10 R, 9 ER, 14 K, 7 BB, 2 HR										VS. MID: 4 G, 0-0, 27.00 ERA, 3.0 IP, 6 H, 9 R, 9 ER, 2 HR, 2 K, 5 BB				
Named the D-backs MiLB.com Organization All-Star last season.														
Allowed no earned runs in 30 of his 40 appearances in 2022 and logged his season high 2.0 IP 11 separate times.														
From 5/14-8/26/2022 (34.2 IP), he held his opponent to 0 earned runs in 22 out of 26 straight appearances, allowing just seven (7) earned runs total (1.84 ERA) with his 61 punchies across 39.0 innings in Hillsboro in 2022 being good for a 14.1 K/9.														
In his first 10 games this season, he wielded a 4.00 K:BB (16 K, 4 BB) and held his opponent scoreless seven times.														
2023 SPLITS					VS. RHB: .250/.288/.429, 14 H, 3 HR, 2 B, 7 RBI, 16 K, 3 BB HOME: 8 G, 10.00 ERA, 0-1, 9.0 IP, 11 R, 10 ER, 8 H, 3 HR, 14 K, 7 BB, HB W/ RISP: .200/.238/.400, 4 H, HR, 2B, 7 RBI, 6 K					VS. LHB: .222/.349/.306, 8 H, 3 2B, 3 RBI, 12 K, 6 BB AWAY: 11 G, 0.59 ERA, 0-0, 15.1 IP, ER, 14 H, 16 K, 2 BB				
LAST WIN: 9/10/22 vs. ARK					LAST LOSS: 6/3/23 vs. SPR, G1					LAST SAVE: 6/9/23 @ MID				
#24 JACKSON GODDARD - RHP					2023 HIGHS: IP - 2.1, K - 5, BB - 3, H - 4, R - 4, ER - 4					RECENT APPEARANCES				
HEIGHT: 6'3"					WEIGHT: 220					B/T: R/R				
AGE: 26 (12/12/1996 in Tulsa, OK)														
14 G					1-1					0/2 SV/SVO				
22/14 K/BB					6.98 ERA									
OVERALL: 14 G, 1-1, 19.1 IP, 16 R, 15 ER, 21 H, 4 HR, 22 K, 14 BB										JUNE: 1 G, 0-0, 1.0 IP, 2 ER, 2 H, HR, BB				
LAST 10 G: 1-1, 4.32 ERA, 16.2 IP, 13 H, 9 R, 8 ER, 4 HR, 19 K, 9 BB										VS. MID: 3 G, 0-0, 7.71 ERA, 4.2 IP, 5 H, 4 ER, 2 HR, 3 K, 3 BB				
Selected by the Arizona Diamondbacks in the 3rd round (99th overall) of the 2018 MLB draft out of the University of Kansas (Lawrence, Kansas).														
From 7/20-8/31/2021 (9 G, 8 GS), he allowed just seven (7) earned runs across 24.0 IP (2.63 ERA) while punching out 25 batters (9.4 K/9).														
He did not allow an earned run in his first seven (7) appearances (4/22-7/5) in 2022 (7.2 IP).														
Though his first 10 relief appearances in 2023, he held the opposition scoreless four times and to one hit or less six times and posted a 12.2 K/9 (19 K, 14.0 IP).														
2023 SPLITS					VS. RHB: .222/.352/.366, 10 H, 3 2B, HR, 9 RBI, 12 K, 9 BB HOME: 6 G, 6.75 ERA, 0-0, 9.1 IP, 8 H, 3 HR, 7 R, 7 ER, 9 K, 6 BB W/ RISP: .368/.455/.474, 7 H, 2 2B, 9 RBI, 7 K, 3 BB					VS. LHB: .324/.410/.676, 11 H, 3 2B, 3 HR, 7 RBI, 10 K, 5 BB AWAY: 8 G, 7.20 ERA, 1-1, 10.0 IP, 13 H, HR, 9 R, 8 ER, 13 K, 8 BB				
LAST WIN: 5/5/23 @ CC					LAST LOSS: 5/16/23 @ FRI					LAST SAVE: 8/31/19 vs. BUR (A)				
#38 CONOR GRAMMES - RHP					2023 HIGHS: IP - 2.0, K - 3, BB - 3, H - 2, R - 1, ER - 1					RECENT APPEARANCES				
HEIGHT: 6'1"					WEIGHT: 200					B/T: R/R				
AGE: 25 (7/13/1997 in McLean, VA)														
4 G					2-1					0/1 SV/SVO				
7/6 K/BB					1.42 ERA									
OVERALL: 4 G, 2-1, 6.1 IP, 4 H, 7 K, 6 BB										JUNE: 3 G, 1-1, 4.1 IP, ER, 3 H, 4 K, 5 BB				
LAST 10 G: 2-1, 1.42 ERA, 6.1 IP, 4 H, ER, 7 K, 6 BB										VS. MID: 1 G, 0-0, HLD, 2.0 IP, 2 H, 2 K, BB				
Selected by the Arizona Diamondbacks 5th round of the 2019 MLB draft out of Xavier University (Cincinnati, OH).														
In games where he logged at least 2.0 innings on the bump (6 G) in 2022, he also posted his most single-game strikeouts, encompassing both of his five (8/4 & 8/13) and four K (8/9 & 8/30) performances.														
Across a 12 game stretch, he logged at least two strikeouts in all but one relief appearances from 7/15-9/3/22 (19.0 IP), logging 36 total punch outs (17.1 K/9) across the stretch.														
2023 SPLITS					VS. RHB: .000/.125/.000, 4 K, BB HOME: 2 G, 1-1, 2.1 IP, ER, 2 H, 2 K, 4 BB W/ RISP: .100/.250/.100, H, 2 RBI, 3 K, 2 BB					VS. LHB: .308/.500/.308, 4 H, 2 RBI, 3 K, 5 BB AWAY: 2 G, 0.00 ERA, 1-0, 4.0 IP, 5 K, 2 BB				
LAST WIN: 6/1/23 vs. SPR					LAST LOSS: 6/4/23 vs. SPR					LAST SAVE: 5/21/23 @ EUG (A+)				
#35 JOSH GREEN - RHP					2023 HIGHS: IP - 3.0, K - 4, BB - 2, H - 3, R - 2, ER - 2					RECENT APPEARANCES				
HEIGHT: 6'3"					WEIGHT: 211					B/T: R/R				
AGE: 27 (8/31/1995 in Baton Rouge, LA)														
12 G					1-0					1/1 SV/SVO				
16/6 K/BB					3.26 ERA									
OVERALL: 12 G, 1-0, 19.1 IP, 7 ER, 13 H, 2 HR, 16 K, 6 BB, 2 HBP										JUNE: 3 G, 1-0, 4.0 IP, 2 H, 3 K, BB				
LAST 10 G: 1-0, 3.78 ERA, 16.2 IP, 7 ER, 13 H, 2 HR, 13 K, 6 BB										VS. MID: 2 G, 3.0 IP, 2 K, BB				
Former NWL Mid-Season All-Star (2018), NWL Post-Season All-Star (2018), CAL Pitcher of the Week (6/30/2019) and Baseball America High Class A All-Star (2019).														
Began his professional career in Hillsboro and made his professional and A(Short) debut on 6/16/18 and tossed 1.0 innings and allowed one (1) ER on three (3) hits and a walk.														
From 5/18-7/31/22 (18 G, 1 GS), he allowed zero (0) earned runs 12 times, posting a 3.60 ERA (14 ER, 35.0 IP) across the stretch.														
2023 SPLITS					VS. RHB: .175/.267/.350, 7 H, 2 3B, HR, 6 RBI, 7 K, 5 BB HOME: 7 G, 5.79 ERA, 0-0, 9.1 IP, 6 ER, 8 H, 9 K, 3 BB, HB W/ RISP: .154/.154/.308, 2 H, 3B, 4 RBI, 3 K					VS. LHB: .200/.273/.367, 6 H, 2 2B, HR, RBI, 9 K, BB AWAY: 5 G, 1-0, 0.90 ERA, 10.0 IP, R, ER, 5 H, 7 K, 3 BB				
LAST WIN: 6/7/23 @ MID					LAST LOSS: 8/3/22 @ FRI					LAST SAVE: 6/10/23 @ MID				
#40 CHRISTIAN MONTES DE OCA - RHP					2023 HIGHS: IP-2.1, K-3, BB-2, H-5, R-3, ER-3					RECENT APPEARANCES				
HEIGHT: 6'4"					WEIGHT: 230					B/T: R/R				
AGE: 23 (8/30/1999 in Santo Domingo, Dominican Republic)														
18 G					0-1					2/3 SV/SVO				
19/13 K/BB					6.04 ERA									
OVERALL: 18 G, 0-1, 22.1 IP, 15 ER, 20 H, HR, 19 K, 13 BB, IBB										JUNE: 2 G, 0-0, 2.1 IP, ER, H, K, 3 BB				
LAST 10 G: 0-1, 8.44 ERA, 10.2 IP, 15 H, 10 R, 10 ER, 5 K, 7 BB										VS. MID: 3 G, 0-0, 9.00 ERA, 4.0 IP, 6 H, 4 R, 4 ER, 1 K, 2 BB				
Allowed runs in just two of his 10 games with Low-A Visalia to begin his professional career in 2022.														
Made his professional debut on 4/21/2022 vs. San Jose tossing two scoreless innings where he struck out five batters.														
Was a perfect 13-for-13 in save opportunities, tied for the most in the Diamondbacks farm system in 2022.														
By April's end, he earned a 1.02 WHIP and a .139 BAA (5-for-36) in seven relief appearances (10.2 IP).														
2023 SPLITS					VS. RHB: .189/.246/.283, 10 H, HR, 3B, 6 RBI, 15 K, 4 BB HOME: 8 G, 9.31 ERA, 0-0, 9.2 IP, 10 ER, 13 H, 9 K, 8 BB W/ RISP: .385/.452/.500, 10 H, 3 2B, 12 RBI, 10 K, 4 BB, IBB					VS. LHB: .333/.475/.500, 10 H, 5 2B, 9 RBI, 4 K, 9 BB, IBB AWAY: 10 G, 3.55 ERA, 0-1, 12.2 IP, 5 ER, 7 H, HR, 10 K, 6 BB, IBB				
LAST WIN: N/A					LAST LOSS: 5/24/23 @ SA					LAST SAVE: 5/21/23 @ FRI				
#18 AUSTIN POPE - RHP					2023 HIGHS: IP - 2.1, K - 5, BB - 2, H - 4, R - 4, ER - 3					RECENT APPEARANCES				
HEIGHT: 6'3"					WEIGHT: 210					B/T: R/R				
AGE: 23 (10/26/1998 in White Plains, NY)														
17 G					1-0					-/- SV/SVO				
32/9 K/BB					3.16 ERA									
OVERALL: 17 G, 1-0, 25.2 IP, 10 R, 9 ER, 25 H, HR, 32 K, 9 BB, HB										JUNE: 2 G, 0-0, 3.0 IP, 3 H, 3 K, BB				
LAST 10 G: 1-0, 2.20 ERA, 16.1 IP, 15 H, 5 R, 4 ER, 20 K, 5 BB										VS. MID: 4 G, 0-0, 0.00 ERA, 5.2 IP, 7 H, 6 K, 2 BB				
Former NWL Pitcher of the week (9/5/2021), which he earned while with High-A Hillsboro.														
He will be spending his second season in the yellow city, logging 18 relief appearances with the Soddies in 2022, and posting an 8.49 ERA (28 ER, 29.2 IP).														
In his first 10 appearances this season, he punched out 20 and walked six batters (3.33 K:BB) and wielded a 3.52 ERA (6 ER, 15.1 IP).														
Through 5/23/23 (13 G), he earned at least one strikeout in every appearance while earning two or more eight times.														
2023 SPLITS					VS. RHB: .279/.333/.410, 17 H, 3 2B, 3B, HR, 12 RBI, 19 K, 5 BB, HB HOME: 8 G, 4.50 ERA, 0-0, 10.0 IP, 5 ER, 13 H, HR, HBP, 13 K, 3 BB, HB W/ RISP: .133/.250/.167, 4 H, 2B, 12 RBI, 11 K, 5 BB, HB					VS. LHB: .222/.300/.306, 8 H, 2B, 3B, 13 K, 4 BB AWAY: 8 G, 2.30 ERA, 1-0, 15.2 IP, 4 ER, 12 H, 19 K, 6 BB				
LAST WIN: 5/3/23 @ CC					LAST LOSS: 6/2/22 vs. MID					LAST SAVE: 5/14/22 vs. SPO (A+)				

#31 JAKE RICE - LHP
2023 HIGHS: IP - 1.1, K - 3, BB - 3, H - 3, R - 5, ER - 5

RECENT APPEARANCES
HEIGHT: 6'1"

WEIGHT: 220

B/T: L/L

AGE: 25 (7/19/1997 in Birmingham, AL)

17 G **2-0** **2/2 SV/SVO** **18/13 K/BB** **12.89 ERA**
OVERALL: 17 G, 2-0, 14.2 IP, 21 ER, 11 H, 2 HR, 18 K, 13 BB, 5 HB

JUNE: 2 G, 2.0 IP, BB, HB

LAST 10 G: 0-0, 14.00 ERA, 9.0 IP, 1 SV, 8 H, 14 R, 14 ER, 2 HR, 11 K, 7 BB

VS. MID: 3 G, 0-0, 5.40 ERA, 3.1 IP, 2 H, 2 R, 2 ER, HR, 2 K, BB

- Made his professional and Low-A debut on 8/18/2021 and tossed 3.2 innings of relief, allowing just one (1) hit and punching out six (6).
- In his Double-A and Soddie debut (5/26/2022 @ARK), he tossed 2.0 IP of relief and held the Travelers scoreless while scattering just two (2) hits and one (1) walk.
- During his time in Hillsboro in 2022 (4/9-5/22), tied 1st in wins (3) and 2nd in game appearances (11) among qualified club mates.
- From 8/12-9/16/2022 (AMA), he held his opponent scoreless in eight (8) out of 10 straight relief appearances (9.2 IP), allowing just four (4) earned runs and punching out 10 in the process (3.91 ERA).

2023 SPLITS
VS. RHB: .212/.409/.485, 7 H, 3 2B, 2 HR, 9 RBI, 13 K, 7 BB, 4 HB
HOME: 8 G, 9.82 ERA, 1-0, 7.1 IP, 8 R, 8 ER, 5 H, 7 BB, 9 K
W/ RISP: .429/.600/.786, 6 H, 2 2B, HR, 11 RBI, 3 K, 5 BB, HB

VS. LHB: .182/.400/.227, 4 H, 2B, 4 RBI, 5 K, 6 BB, HB
AWAY: 9 G, 1-0, 15.95 ERA, 7.1 IP, 13 ER, 6 H, HR, 9 K, 6 BB, 5 HB

DATE	DEC	P-S	IP	H	R	ER	HR	BB	SO	IR/S
4/27	ND	12-9	1.0	0	0	0	0	0	1	0/0
4/30	ND	21-12	1.0	1	1	1	0	1	2	0/0
5/5	ND	28-15	1.1	2	4	4	1	1	3	3/0
5/9	ND	24-14	1.1	2	2	2	1	1	0	0/0
5/14 (G1)	ND	13-10	1.0	0	0	0	0	0	2	0/0
5/16	ND	2-2	0.1	0	0	0	0	0	0	1/0
5/19	S (2)	15-9	1.0	0	0	0	0	0	2	0/0
5/23	ND	25-17	1.0	3	3	3	0	2	0	0/0
5/26	ND	17-3	0.0	0	4	4	0	3	0	0/0
6/3 (G1)	ND	25-11	1.0	0	0	0	0	1	0	0/0
6/9	H (3)	10-7	1.0	0	0	0	0	0	0	0/0

LAST WIN: 4/25/23 vs. FRI

LAST LOSS: 8/24/21 vs. RC (A-)

LAST SAVE: 5/19/23 @ FRI

#27 ANDREW SAALFRANK - LHP
2023 HIGHS: IP - 2.0, K - 5, BB - 4, H - 5, R - 3, ER - 3

RECENT APPEARANCES
HEIGHT: 6'3"

WEIGHT: 205

B/T: L/L

AGE: 27 (8/18/1997 in Fort Wayne, IN)

19 G **3-0** **1/1 SV/SVO** **44/20 K/BB** **2.43 ERA**
OVERALL: 18 G, 3-0, 29.2 IP, 9 R, 8 ER, 19 H, 44 K, 20 BB

JUNE: 3 G, 1-0, 2.08 ERA, 4.1 IP, ER, H, 5 K, 5 BB

LAST 10 G: 2-0, 0.60 ERA, 3 HLD, 1 SV, 15.0 IP, 4 H, R, 21 K, 9 BB

VS. MID: 4 G, 2-0, 0.00 ERA, 5.2 IP, H, 7 K, 2 BB

- Across his first 12 appearances this season, he held the opposition to no earned runs nine times while striking out 29 in 19.1 IP (13.7 K/9).
- From 5/4-5/18/23, he logged 6.1 consecutive scoreless innings across five relief appearances and punched out seven while walking two.
- Punched out the most batters (21) among dedicated relievers on the club in the month of April this season, also good for second most overall.
- Earned his first professional save on 5/27/23 in San Antonio as part of a combined two-hit shutout.

2023 SPLITS
VS. RHB: .130/.238/.159, 9 H, 2 2B, 5 RBI, 30 K, 9 BB
HOME: 8 G, 4.63 ERA, 1-0, 11.2 IP, 7 R, 6 ER, 13 H, 17 K, 10 BB
W/ RISP: .175/.261/.225, 7 H, 2 2B, 8 RBI, 20 K, 5 BB

VS. LHB: .294/.467/.353, 10 H, 2 2B, 4 RBI, 14 K, 11 BB
AWAY: 11 G, 2-0, 1.00 ERA, 18.0 IP, 2 ER, 6 H, 27 K, 10 BB

DATE	DEC	P-S	IP	H	R	ER	HR	BB	SO	IR/S
5/4	ND	24-11	1.0	1	2	2	0	2	1	0/0
5/7	ND	16-9	1.0	0	0	0	0	1	1	0/0
5/10	W	18-14	1.2	1	0	0	0	0	3	2/0
5/14 (G1)	ND	8-6	1.0	0	0	0	0	0	1	0/0
5/18	ND	40-24	2.0	2	0	0	0	1	2	0/0
5/21	H	22-14	1.1	0	0	0	0	1	3	1/0
5/24	H	18-13	1.2	0	0	0	0	0	3	2/0
5/27	S	28-16	2.0	0	0	0	0	1	3	0/0
5/30	ND	19-10	1.0	0	0	0	0	1	1	0/0
6/4	H	36-16	1.1	1	1	1	0	3	2	2/0
6/7	ND	19-8	1.0	0	0	0	0	2	1	0/0
6/10	W (3)	25-17	2.0	0	0	0	0	0	2	0/0

LAST WIN: 6/10/23 VS. MID

LAST LOSS: 7/6/22 vs. EUG (A+)

LAST SAVE: 5/27/23 @ SA

#25 MITCHELL STUMPO - RHP
2023 HIGHS: IP - 2.1, K - 4, BB - 3, H - 2, R - 2, ER - 1

RECENT APPEARANCES
HEIGHT: 6'2"

WEIGHT: 205

B/T: R/R

AGE: 26 (6/17/1996 in Raleigh, NC)

9 G **1-1** **-/- SV/SVO** **16/14 K/BB** **6.75 ERA**
OVERALL: 9 G, 1-1, 9.1 IP, 9 R, 7 ER, 9 H, 16 K, 14 BB

JUNE: 1 G, 0-0, 0.2 IP, 2 R, 2 ER, 1 H, K, 2 BB

LAST 10 G: 1-1, 6.75 ERA, 9.1 IP, 9 R, 7 ER, 9 H, 16 K, 14 BB

VS. MID: 3 G, 0-0, 13.50 ERA, 2.2 IP, 2 H, 4 R, 4 ER, 4 K, 4 BB

- Signed by the Arizona Diamondbacks as a minor league free agent on 7/2/2019 out of Guilford College (Guilford, NC).
- In his debut season from 8/8-8/30, appeared in seven straight games (9.0 IP) without allowing a run, conceding just two hits, a plunk and three walks while fanning 12 for a 12.0 K/9 and a 4.0 strikeout to walk ratio.
- Last season with Triple-A Reno, he finished the season with a 1.34 WHIP and a 10.6 K/9 (51 K, 43.1 IP)

2023 SPLITS
VS. RHB: .211/.360/.211, 4 H, 4 RBI, 9 K, 5 BB
HOME: 3 G, 1-0, 4.1 IP, 3 H, 2 R, 2 ER, 7 K, 4 BB
W/ RISP: .278/.462/.278, 5 H, 8 RBI, 9 K, 7 BB

VS. LHB: .313/.560/.438, 5 H, 3B, 4 RBI, 7 K, 9 BB
AWAY: 6 G, 0-1, 9.00 ERA, 5.0 IP, 6 H, 7 R, 5 ER, 9 K, 10 BB

DATE	DEC	P-S	IP	H	R	ER	HR	BB	SO	IR/S
5/2	ND	17-11	1.0	0	0	0	0	1	3	0/0
5/5	H	24-12	0.2	1	1	1	0	3	1	2/2
5/9	ND	21-10	1.0	1	1	1	0	1	1	0/0
5/12	ND	19-9	1.0	0	1	1	0	1	2	0/0
5/17	ND	24-13	1.0	1	2	1	0	2	1	0/0
5/20	L (1)	14-10	0.2	2	2	1	0	0	2	2/0
5/26	ND	23-12	1.0	1	0	0	0	2	1	3/3
5/31	W	43-28	2.1	2	0	0	0	2	4	0/0
6/6	ND	30-16	0.2	1	2	2	0	2	1	0/0

LAST WIN: 5/31/23 vs. SPR

LAST LOSS: 5/20/23 vs. FRI

LAST SAVE: 4/12/23 vs. SAC (AAA)

#21 BLAKE WORKMAN - RHP
2023 HIGHS: IP - 3.1, K - 5, BB - 2, H - 5, R - 3, ER - 3

RECENT APPEARANCES
HEIGHT: 6'3"

WEIGHT: 195

B/T: R/R

AGE: 25 (10/8/1997 in Las Vegas, NV)

16 G **1-0** **-/- SV/SVO** **30/8 K/BB** **6.00 ERA**
OVERALL: 16 G, 1-0, 27.0 IP, 30 H, 20 R, 18 ER, 9 HR, 30 K, 8 BB

JUNE: 2 G, 0-0, 8.10 ERA, 3.1 IP, 5 H, 3 R, K, BB

LAST 10 G: 0-0, 6.48 ERA, HLD, 16.2 IP, 23 H, 14 R, 12 ER, 7 HR, 17 K, 3 BB

VS. MID: 3 G, 0-0, 4.50 ERA, 6.0 IP, 8 H, 3 ER, 4 K, BB

- The former Mid-Season All-Star (2019, Single-A KC Cougars) enters his 5th season of professional ball.
- He split last season with Double-A Amarillo and Triple-A Reno, posting a 4.64 ERA at the Triple-A level in 2022.
- Across 13 relief appearances, he logged a 4.32 ERA in Amarillo last season with 20 punchies in 16.2 IP.
- In his first 10 games this season, he toled a 3.57 K:BB (25 K, 7 BB) with a 4.74 ERA (10 ER, 19.0 IP) while punching out three or more in an appearance five times.

2023 SPLITS
VS. RHB: .273/.304/.576, 18 H, 6 HR, 2 2B, 16 RBI, 17 K, 3 BB
HOME: 6 G, 6.30 ERA, 1-0, 10.0 IP, 7 R, 7 ER, 13 H, 3 HR, 11 K, 4 BB
W/ RISP: .351/.385/.595, 13 H, 3 2B, 2 HR, 19 RBI, 8 K, 2 BB, IBB

VS. LHB: .286/.375/.643, 12 H, 4 2B, 3B, 3 HR, 12 RBI, 13 K, 5 BB, IBB
AWAY: 10 G, 0-0, 5.82 ERA, 17.0 IP, 17 H, 13 R, 11 ER, 6 HR, 19 K, 4 BB

DATE	DEC	P-S	IP	H	R	ER	HR	BB	SO	IR/S
4/22	ND	45-24	2.0	3	3	3	1	1	2	0/0
4/26	W	46-32	3.1	0	0	0	0	1	4	2/0
4/30	ND	46-31	2.0	4	2	2	0	1	3	2/1
5/4	ND	32-23	2.0	3	2	2	2	0	4	0/0
5/7	ND	37-21	2.0	1	0	0	0	1	2	0/0
5/12	ND	36-24	2.2	3	0	0	0	0	3	3/1
5/17	ND	31-26	1.2	3	3	1	0	3	1	1/1
5/21	H	10-8	1.0	0	0	0	0	0	0	0/0
5/26	ND	40-22	2.0	2	2	2	0	0	1	0/0
5/31	ND	10-6	0.0	2	2	2	2	0	0	2/2
6/7	ND	20-13	1.1	0	0	0	0	1	0	3/0
6/10	ND	30-21	2.0	5	3	3	2	0	1	0/0

LAST WIN: 4/26/23 vs. FRI

LAST LOSS: 5/17/22 vs. TUL

LAST SAVE: 5/14/22 @ SPR

PITCHER STARTS: Albright (11), Olivero (11), Patrick (11), Hill (10), Bain (5), Tineo (4), Jarvis (3), Davies (1)

TEAM PITCHING

HOME VS. ROAD TEAM PITCHING

PITCHING STREAKS

CONSECUTIVE SCORELESS APPEARANCES

PLAYER	LENGTH (IP) - DATES	STREAK STATS	PLAYER	LENGTH - DATES	STREAK STATS
Saalfrank	12.1 - 5/4-5/30	9 G, 3 H, 18 K, 5 BB, HB	Backhus	8 G - 5/18-6/9	10 H, 13 K, 3 BB, HB
Patrick	11.1 - 5/21-6/3	3 GS, 3 H, 12 K, 4 BB	Saalfrank	8 G - 5/7-5/30	3 H, 17 K, 5 BB, HB
Backhus	9.2 - 5/18-6/9	8 G, 10 H, 14 K, 4 BB, HB	Backhus	6 G - 4/15-5/3	2 H, 2 BB, 9 K
Backhus	9.1 - 4/12-5/6	8 G, 4 H, 12 K, 2 BB	Pope	4 G - 5/26 - 6/10	3 H, 6 K, 21 BF
Hill	7.1 - 4/8-4/15	2 GS, 6 H, 9 K, 4 BB, HBP	Green	3 G, 6/3-10	2 H, 3 K, BB, 15 BF
Goddard	6.0 - 4/26-5/9	4 G, 8 K, H	Rice	3 G, 5/14-19	0 H, 4 K, 0 BB 1 SV
Workman	5.2 - 5/4-5/17	4 G, 4 H, 8 K, BB	Pope	3 G, 5/10-19	6 H, 6 K, BB
Jarvis	5.1 - 4/13-4/19	2 GS, 9 K, 4 BB	Rice	3 G - 4/20-27	BB, 3 K
Albright	5.0 - 5/2	1 GS, H, 7 K, 2 BB	Fisher	2 G - 4/21-25	H, BB, 2 K
Hill	4.2 - 6/7	1 GS, 3 H, 5 K, 2 BB, HB	Goddard	2 G - 4/28-5/5	H, 6 K
Davies	4.2 - 5/20	1 GS, 3 H, 7 K, BB	Green	2 G - 4/12-14	3 K, HBP
Pope	4.2, 5/10-19	6 H, 6 K, BB	Mantiply	2 G - 4/12-15	2 H, 3 K
Green	4.2 - 4/30-5/5	3 G, 3 H, 3 K, BB	Montes De Oca	2 G - 4/13-19	2 BB, 5 K
Olivero	4.2 - 4/23	1 GS, 6 H, 3 BB	Montes De Oca	2 G - 5/4-7	K

EJECTIONS

PLAYER/COACH	DATE/LOCATION	UMPIRE	REASON
Shawn Roof	4/30, HODGETOWN vs. FRI	HP Jarrod Moehlmann	Arguing call
Shawn Roof	5/20, Riders Field @ FRI	3B Steven Rios Jr.	Arguing call
Shawn Roof	6/9, Momentum Bank Ballpark @ MID	3B Sean Sparling	Checked swing

AWARDS

PLAYER/COACH	AWARD	DATES	STATS
Bryce Jarvis	TEX Pitcher of the Week	4/17-4/23/2023	W, 5.0 IP, 0 H, 8 K, 4 BB
Ryan Bliss	Texas League Player of the Month	April	.410 AVG (34-for-83), 2 HR, 14 RBI, 17 R, 18 G
Chad Patrick	TEX Pitcher of the Week	5/22-5/28/2023	W, 7.0 IP, 2 H, 6 K, 2 BB
Ryan Bliss	Texas League Player of the Month	May	.361 AVG (35-for-97), 5 HR, 13 RBI, 21 R, 23 G
Andrew Saalfrank	Amarillo Player of the Month	May	9 G, 1-0, 1.42 ERA, 12.2 IP
Ryan Bliss	Amarillo Player of the Month	May	.361 AVG (35-for-97), 5 HR, 13 RBI, 21 R, 23 G

2023 MILESTONES ON THE HORIZON

NAME	MILESTONE	TO MEET
Jeff Bain	500 Career Strikeouts	15
Jonathan Guzman	500 Career Hits, 2000 Career At-Bats	63, 33
Josh Green	250 Career Strikeouts	2
Austin Pope	250 Career Strikeouts, 200 Career IP	24, 7.2
Ryan Bliss	100 Career RBI	11
Kyle Backhus	150 Career Strikeouts	18
Hugh Fisher	100 Career Strikeouts	14

2023 MILESTONES REACHED

NAME	MILESTONE	DATE
Luke Albright	150 Career IP	4/7 @ FRI
Ryan Bliss	150 Career Hits	4/14 vs. CC
A.J. Vukovich	150 Career RBI	4/16 vs. CC
Tim Tawa	150 Career Hits	4/16 vs. CC
A.J. Vukovich	150 Career RBI	4/16 vs. CC
Andrew Saalfrank	100 Career Strikeouts	4/20 @ NWA
Jamison Hill	150 Career Strikeouts	4/21 @ NWA
Austin Pope	200 Career Strikeouts	4/21 @ NWA
Devon De Los Santos	150 Career RBI	4/26 vs. FRI
Jackson Goddard	150 Career Strikeouts	4/28 vs. FRI
Deyni Olivero	400 Career IP	4/29 vs. FRI
Tristin English	250 Career Hits	4/29 vs. FRI
Adrian Del Castillo	100 Career Hits	4/30 vs. FRI
A.J. Vukovich	250 Career Hits	5/4 @ CC
Michel Otanez	250 Career Strikeouts	5/17 @ FRI
Ryan Bliss	200 Career Hits	5/28 @ SA
Kyle Backhus	100 Career IP	6/1 vs. SPR
Deyni Olivero	300 Career Strikeouts	6/3 vs. SPR (G2)
Jordan Lawlar	150 Career Hits	6/3 vs. SPR (G1)

SOD POODLES vs. LEAGUE IN 2023 (REGULAR SEASON)

NORTH DIVISION	OVERALL	HOME	AWAY	SOUTH DIVISION	OVERALL	HOME	AWAY
Arkansas	0-0	0-0	0-0	Corpus Christi	5-7	3-3	2-4
NW Arkansas	3-3	0-0	3-3	Frisco	7-8	3-3	4-5
Springfield	4-2	4-2	0-0	Midland	7-4	2-4	5-0
Tulsa	0-0	0-0	0-0	San Antonio	2-4	0-0	2-4
Wichita	0-0	0-0	0-0	---			

SOD POODLES vs. LEAGUE ALL-TIME (REGULAR SEASON)

NORTH DIVISION	OVERALL	HOME	AWAY	SOUTH DIVISION	OVERALL	HOME	AWAY
Arkansas	11-14	6-6	5-8	Corpus Christi	46-44	23-17	23-27
NW Arkansas	18-14	8-5	10-9	Frisco	44-48	25-25	19-23
Springfield	17-14	10-8	7-6	Midland	52-40	26-23	26-17
Tulsa	17-21	8-11	9-10	San Antonio	25-25	10-8	15-17
Wichita	10-8	3-3	7-5	---			

SOD POODLES OFFENSE

Most Runs, Game: 13 (3x: Last: 6/10 @ MID)
Most Runs, Inning: 7 (4x: Last: 5/31 vs. SPR, 7th inning)
Most Hits, Game (Team): 18 (3x: Last: 6/8 @ MID)
Most Hits, Game (Indiv.): 4 (3x: Last: Beer, 6/8 @ MID)
Fewest Hits, Game: 2 (3x: Last: 5/18 @ FRI)
Most Hits, Inning: 8 (5/5 @ CC, 3rd inning)
Most HRs, Game (Team): 4 (6/10 @ MID)
Most HRs, Game (Indiv.): 2 (Vukovich, 6/10 @ MID)
Most HR, Inning (Team): 3 (6/10 @ MID, 1st, Blis, Vukovich, Del Castillo)
Most SBs, Game (Team.): 7 (4/12 vs. CC)
Most SBs, Game (Indiv.): 2 (8x: Last: Lawlar, 6/10 @ MID)
Grand Slams: 1 (Vukovich, 6/4 vs. SPR)
Most Runners LOB, Team: 12 (2x: Last: 5/31 vs. SPR)
Most Runs Combined (Two Teams): 23 (4x: Last: 6/10 @ MID)
Most Hits Combined (Two Teams): 33 (4/12 vs. CC)
Most Home Runs During Series (Two Teams): 19 (5/9-5/14 vs. MID)
Most Runs To Overcome Deficit: 10 (4/26 vs. FRI)

SOD POODLES DEFENSE

Most Errors, Team: 4 (2x: Last: 5/23 @ SA)
Most Errors, Individual: 2 (Lawlar, 5/23 @ SA)
Most Double Plays: 3 (4/12 vs. CC)

SOD POODLES PITCHING

Most Ks, Team (9 innings): 14 (5/19 @ FRI)
Most Ks, Team (extra innings): 14 (4/20 @ NWA, 10)
Most Walks, Team: 11 (2x: Last: 5/26 @ SA)
Shutouts: 4 (Last: 6/7 @ MID)
Complete Games (9 IP): --
Complete Games (7 IP): --
Complete Game Shutout, Individual: --
Complete Game Shutout (9.0 IP) Individual: --
Longest Start: 7.0 IP (Patrick, 5/27 @ SA)
Longest Relief Appearance: 3.1 IP (2x: Last: Workman, 4/26 vs. FRI)
Most Ks, Individual: 8 (2x: Last: Jarvis, 4/19 @ NWA)
Most Walks, Individual: 6 (2x: Last: Olivero, 5/23 @ SA)

OPPONENTS OFFENSE

Most Runs, Game: 16 (2x: Last: 5/11 vs. MID)
Most Runs, Inning: 8 (2x: Last: 5/17 @ FRI, 5th inning)
Most Hits, Game (Team): 19 (5/11 vs. MID)
Most Hits, Game (Indiv.): 5 (2x: Last: Calabuig, 5/11 vs. MID)
Fewest Hits, Game: 2 (3x: Last: 5/27 @ SA)
Most Hits, Inning: 7 (5/17 @ FRI)
Most HRs, Game (Team): 5 (5/9 vs. MID)
Most HRs, Game (Indiv.): 3 (Rave, 4/18 @ NWA)
Most SBs, Game (Indiv.): 3 (Acuña, 4/30 vs. FRI)
Grand Slams Against: 5 (Last: Hicks, 5/20 @ FRI)
Most Runners LOB, Team: 13 (5/20 @ FRI)
Most Runs To Overcome Deficit: 6 (5/20 @ FRI)

OPPONENTS PITCHING

Most Ks Team (9 innings): 14 (2x: Last: 5/17 @ FRI)
Most Ks, Team (extra innings): 14 (4/20 @ NWA)
Most Walks, Team: 10 (4/20 @ NWA)
Most Ks, Individual: 10 (Leiter, 5/17 @ FRI)
Most Walks, Individual: 5 (Cusick, 5/14 vs. MID, G2)

OPPONENTS DEFENSE

Most Errors, Team: 3 (2x, Last: 6/10 @ MID)
Most Errors, Individual: 3 (Whitcomb, 4/12 vs. CC)
Most Double Plays: 3 (6/8 @ MID)

MISCELLANEOUS

Longest Home Game Time (9 innings): 3:16 (4/12 vs. CC)
Shortest Home Game Time (9 innings): 2:11 (5/30 vs. SPR)
Longest Road Game Time (9 innings): 3:13 (5/5 @ CC)
Shortest Road Game Time (9 innings): 2:05 (5/2 @ CC)
Longest Game Time (7 innings): 2:32 (5/14 vs. MID, G2)
Shortest Game Time (7 innings): 1:39 (6/3 vs. SPR, G2)
Longest Extra-Inning Game: 3:26 (5/20 @ FRI)
Longest Game (Innings): 10 (3x: Last: 5/20 @ FRI)
Longest Game Delay (Home): 0:40, 5/31 vs. SPR (rain)
Longest Game Delay (Road): 1:53, 5/19 @ FRI (rain)
Highest Attendance (Home): 7,165 (5/12 vs. MID)
Highest Attendance (Road): 10,019 (5/16 @ FRI)
Lowest Attendance (Home): 3,231 (4/25 vs. FRI)
Lowest Attendance (Road): 2,399 (4/18 @ NWA)



LAST TIME IT HAPPENED - 2023

SOD POODLES (INDIVIDUAL)

Perfect Game:
No-Hitter (Individual):
No-Hitter (Combined):
No-Hitter (7-Inning):
1-Hitter (Individual):
1-Hitter (Combined):
2-Hitter (Individual):
2-Hitter (Combined): 3x: Last: 5/27 @ SA, Patrick/Saalfrank
3-Hitter (Combined): 5x: Last: 6/7 @ MID, Hill/Workman/Green/Saalfrank
3-Hitter (Individual):
Complete Game Shutout (9 Inning):
Complete Game Shutout (7 Inning):
10 or more strikeouts (P):
Four (4) Hits: 3x, Last: Seth Beer (6/8 @ MID)
Five (5) Hits:
Six (6) Hits:
Three (3) Doubles:
Four (4) Doubles:
Two (2) Triples:
Two HR Game: Vukovich (6/10 @ MID)
Three HR Game:
Grand Slam (Home): Vukovich (6/4 vs. SPR)
Grand Slam (Road):
Inside-The-Park HR:
Back-To-Back HRs: 2x: Last: Roberts/Vukovich (6/3 vs. SPR, G1)
Back-To-Back-To-Back HRs:
HR, Both Sides of the Plate:
Hitting for the Cycle:

HR in 2 straight games: 9x: Last: Del Castillo (6/8-10 @ MID)
HR in 3 straight games:
HR in 4 straight games:
Triple in 2 straight games:
Five (5) RBI:
Six (6) RBI:
Three Runs: 9x: Last: Lawlar (6/10 @ MID)
Four Runs: Vukovich (6/10 @ MID)
Five Runs:
Two Stolen Bases: 8x: Last: Lawlar (6/10 @ MID)
Three Stolen Bases:
Four Stolen Bases:
Steal of home (straight):
Steal of home (double steal): Vukovich/English, 4/12 vs. CC
Four (4) Walks: Roberts (5/31 vs. SPR)
Five (5) Walks:
10 Total Bases in a game:

SOD POODLES TEAM

20 Runs, Game:
20 Hits, Game:
10+ Runs, Inning:
Back-to-back 15-hit games:
Everyone in order gets a hit: 3x: Last: 6/9 @ MID
Everyone in order scores a run: 5/5 @ CC
Only player in order to get a hit:
15+ Strikeouts, Game (Batting):
Triple Play:
Winning Streak: 5 (2x, Last: 6/6-10)
Losing Streak: 4 (2x: Last: 5/23-5/26)



HIGHS & LOWS - ALL TIME



SOD POODLES OFFENSE

Most Runs, Game: 20 (9/11/21 vs. TUL)
Most Runs, Inning: 11 (6/11/22 vs. FRI, 8th inning)
Most Hits, Game: 24 (9/11/21 vs. TUL)
Most Hits, Game (Indiv.): 5 (3x: Last: Barrosa, 7/22 @ MID)
Fewest Hits, Game: 0 (5/26/22 @ ARK)
Most HRs, Game (Team): 7, (6/5/21 @ FRI)
Most HRs, Game (Indiv.): 3, Olivares (5/5/19 vs. ARK)
Grand Slams: 11 (Last: Ceden0, 6/30 vs. NWA, 8th inning)
Most SBs, Game (Team.): 7 (4/12/23 vs. CC)
Most SBs, Game (Indiv.): 3 (5x: Last: Barrosa, 9/4/22 vs. FRI)
Most Runners LOB, Team: 14 (3x: Last: 7/30/21 vs. SA)
Most Runs Combined (Two Teams): 32 (9/11/21 vs. TUL)
Most Hits Combined (Two Teams): 37 (2x: Last: 4/23/22 vs SA)
Most Home Runs During Series (Two Teams): 34 (9/7-12/21 vs. TUL)
Most Runs To Overcome Deficit: 10 (4/26/23 vs. FRI)

SOD POODLES DEFENSE

Most Errors, Team: 5 (6/19/21 vs. MID)
Most Errors, Individual: 2 (26x: Last: Lawlar, 5/23/23 @ SA)
Most Ground Into Double Plays: 4 (2x: Last: 9/17/21 vs. FRI)

SOD POODLES PITCHING

Most Ks, Team (9 innings): 17 (2x: Last: 5/9/21 @ TUL)
Most Ks, Team (extra innings): 19 (5/11/19 @ CC)
Most Walks, Team: 12 (8/27/22 @ CC)
Shutout: 24x: Last: 6/7/23 @ MID
Last Complete Game (9 IP): --
Last Complete Game (7 IP): Nelson (G1, 9/1/21 @ SA)
Last Complete Game (5 IP): Walston (7/29/22 vs. CC)
Last Complete Game Shutout: Frias (8/1/21 vs. SA (7))
Longest Start: 8.0 IP (Cecconi, 6/8/22 vs FRI)
Longest Relief Appearance: 3.1 IP (4x, last: Workman, 4/26 vs FRI)
Most Ks, Individual: 12 (4x: Last: Pfaadt: 6/23/22 @ CC)
Most Walks, Individual: 7 (Nelson, 7/6/21 @ SA)



LAST TIME IT HAPPENED - ALL TIME

SOD POODLES (INDIVIDUAL)

Perfect Game:
No-Hitter (Individual):
No-Hitter (Combined):
No-Hitter (7-Inning): 2x: Tabor, 7/11/21 @ SA; Frias, 8/1/21 vs. SA
1-Hitter (Individual): 7/29/22 (Walston, 5-inning game)
1-Hitter (Combined): 2x: Last: 4/16/22 (Jarvis, Weiss - 7 inning game)
2-Hitter (Individual):
2-Hitter (Combined): 5x: Last: 5/27/23 @ SA, Albright/Saalfrank
3-Hitter (Combined): 20x: Last: 6/7/23 @ MID, Hill/Workman/Green/Saalfrank
3-Hitter (Individual):
Complete Game Shutout (9 Inning):
Complete Game Shutout (7 Inning): 2x: Tabor, 7/11/21 @ SA; Frias, 8/1/21 vs. SA
10 or more strikeouts: 14x, Last: Walston (7/29/22 vs. CC)
Four (4) Hits: 31x: Last: Beer (6/8/23 @ MID)
Five (5) Hits: 3x: Last: Ceden0 (8/18/22 @ MID)
Six (6) Hits:
Three (3) Doubles: 3x: Last: Carroll, (4/23/22 vs SA)
Four (4) Doubles:
Two (2) Triples:
Two HR Game: 30x: Last: Vukovich (6/10/23 @ MID)
Three HR Game: Olivares, 5/5/19 @ ARK
Grand Slam (Home): 10x: Last: Vukovich, 6/4/23 vs. SPR
Grand Slam (Road): 2x: Last: De La Cruz, 6/5/21 @ FRI
Inside-The-Park HR: 4x: Last: Basabe (6/19/21 vs WCH)
Back-To-Back HRs: 18x: Last: Roberts/Vukovich (6/3/23 vs. SPR, G1)
Back-To-Back-To-Back HRs:
B-2-B-2-B-2-B HRs: 9/11/21 vs. TUL - Garrett/Kennedy/Fletcher/Canzone (3rd inning)
HR, Both Sides of the Plate: 3x: Last: Stankiewicz (7/15/22 vs SA)
Hitting for the Cycle:

OPPONENTS OFFENSE

Most Runs, Game: 21 (2x: Last: 9/2/22 vs. FRI)
Most Runs, Inning: 11 (9/2/22 vs. FRI, 5th inning)
Most Hits, Game (Team): 23 (9/2/22 vs. FRI)
Most Hits, Game (Indiv.): 6 (Guldborg, 4/10/22 vs MID)
Fewest Hits, Game: 0 (2x: Last: 8/1/21 vs. SA - Frias no-hitter)
Most HRs, Game (Team): 9 (Last: 5/17/22 vs. TUL)
Most HRs, Game (Indiv.): 4 (Chandler Redmond, 8/10/22 vs SPR)
Most SBs, Game (Indiv.): 3 (Acuña, 4/30/23 vs. FRI)
Grand Slams: 23 (Last: Hicks, 5/20/23 @ FRI, off Hill, 5th inning)
Most Runners LOB, Team: 16 (4/10/22 vs. MID)
Most Runs To Overcome Deficit: 10 (7/18/21 @ MID)

OPPONENTS PITCHING

Most Ks Team (9 innings): 17 (2x: Last: 5/9/21 @ TUL)
Most Ks, Team (extra innings): 19 (5/11/19 @ CC, 10)
Most Walks, Team: 10 (4x: Last: 4/20 @ NWA)
Shutout: 21x: Last: 4/22 @ NWA
Last Complete Game: Jones (5/26/22 (2) @ ARK)
Last Complete Game Shutout (7 IP): Jones (5/26/22 (2) @ ARK)
Most Ks, Individual: 14 (Dustin May, 6/22/19 @ TUL)
Most Walks, Individual: 7 (Robaina, 7/31/22 vs. CC)

OPPONENTS DEFENSE

Most Errors, Team: 4 (5x: Last: 7/22/22 @ MID)
Most Errors, Individual: 3 (3x: Last: Whitcomb, 4/12/23 vs. CC)
Most Ground Into Double Plays: 4 (2x: Last: 9/14/22 @ SA)

MISCELLANEOUS

Longest Home Game Time (9 innings): 4:08 (9/11/21 vs. TUL)
Shortest Home Game Time (9 innings): 2:01 (6/8/22 vs FRI)
Longest Road Game Time (9 innings): 3:34 (7/29/19 @ NWA)
Shortest Road Game Time (9 innings): 1:50 (8/21/22 @ MID)
Longest Game Time (7 innings): 2:36 (9/1/21 @ SA)
Shortest Game Time (7 innings): 1:29 (5/26/22 (2) @ ARK)
Longest Extra-Inning Game: 4:08 (4/22/22 vs. SA, 11)
Longest Game (Innings): 12 (2x: Last: 5/27/22 @ ARK)
Longest Game Delay (Home): 3:15 (5/18/21 vs. MID)
Longest Game Delay (Road): 1:53 (5/19/23 @ FRI)
Highest Attendance (Home): 7,481 (7/3/22 vs. NWA)
Highest Attendance (Road): 10,366 (5/18/19 @ FRI)
Lowest Attendance (Home): 3,851 (6/1/22 vs. MID)
Lowest Attendance (Road): 1,906 (8/17/22 @ MID)
Largest Margin of Victory: 15 (19-4, 6/9/21 vs. CC)
Largest Margin of Defeat: 19 (21-2, 9/2/22 vs. FRI)

SOD POODLES TEAM

20 Runs, Game: 20, 9/11/21 vs. TUL
20 Hits, Game: 5x: Last: 20, 8/18/22 @ MID
10+ Runs, Inning: 2x: Last: 6/11/22 vs. FRI (11, 8th inning)
Back-to-back 15-hit games: 2x: Last: 4/22-4/23/22 vs. SA
Everyone in order gets a hit: 29x: Last: 6/9/23 @ MID
Everyone in order gets multiple-hits: 5/8/22 vs. MID
Everyone in order scores a run: 7x: Last: 5/5/23 @ CC
Only player in order to get a hit: 4x: Last: Diaz, G1, 9/1/21 @ SA
15+ Strikeouts, Game (Batting): 16x: Last: 6/25/22 @ CC (16)
Triple Play:
Winning Streak: 6 (9/10-9/16/22)
Losing Streak: 7 (7/30-8/6/22)

[illegible][illegible][illegible]

Game	Date	Opponent	W/L	Winning Pitcher	Losing Pitcher	Save	Record	Standing	Attendance	TOG
1	4/6	@ FRI	L, 12-4	Anderson, G (1-0)	Jarvis, B (0-1)	-	0-1	T-2nd (-1.0)	8,320	2:28
2	4/7	@ FRI	W, 3-1	Albright, L (1-0)	Krauth, N (0-1)	Backhus, K (1)	1-1	T-1st (+0.5)	8,655	2:16
3	4/8	@ FRI	W, 5-3	Rice, J (1-0)	Starr, N (0-1)	Vizcaino, R (1)	2-1	T-1st (+1.0)	9,030	2:57
4/9-10		OFF								
4	4/11	CC	L, 5-4	Melendez, J (1-0)	Patrick, C (0-1)	Macuare, A (1)	2-2	T-2nd (-1.0)	5,452	2:26
5	4/12	CC	W, 13-10	Mantiply, J (1-0)	Robaina, J (0-1)	-	3-2	T-1st (+1.0)	4,093	3:16
6	4/13	CC	W, 5-2	Jarvis, B (1-1)	Cobos, F (0-1)	Montes De Oca, C (1)	4-2	1st (+1.0)	4,547	2:39
7	4/14	CC	L, 13-10	Sprinkle, J (1-0)	Albright, L (1-1)	-	4-3	T-1st (+1.0)	6,417	2:54
8	4/15	CC	W, 5-3	Mantiply, J (2-0)	Gordon, C (0-2)	Backhus, K (2)	5-3	1st (+1.0)	6,146	2:28
9	4/16	CC	L, 11-5	Melendez, J (2-0)	Patrick, C (0-2)	-	5-4	T-1st (+1.0)	5,187	2:54
4/17		OFF								
10	4/18	@ NWA	L, 16-6	Del Rosario, Y (1-0)	Olivero, D (0-1)	-	5-5	T-1st (+1.0)	2,399	2:40
11	4/19	@ NWA	W, 5-0	Jarvis, B (2-1)	Veneziano, A (1-1)	-	6-5	T-1st (+1.0)	2,792	2:29
12	4/20	@ NWA	W, 3-2 (10)	Otanez, M (1-0)	Biasi, D (1-1)	Rice, J (1)	7-5	1st (+0.5)	3,751	3:08
13	4/21	@ NWA	L, 5-0	Hoffmann, A (2-1)	Hill, J (0-1)	-	7-6	T-1st (+1.0)	4,690	2:26
14	4/22	@ NWA	L, 5-0	Marsh, A (1-0)	Patrick, C (0-3)	-	7-7	T-1st (+3.0)	4,856	2:14
15	4/23	@ NWA	W, 6-2	Saalfrank, A (1-0)	Way, B (0-2)	-	8-7	T-1st (+0.5)	4,640	2:48
4/24		OFF								
16	4/25	FRI	W, 9-7	Rice, J (2-0)	Starr, N (1-2)	Backhus, K (3)	9-7	T-1st (+1.0)	3,231	2:34
17	4/26	FRI	W, 12-11 (10)	Workman, B (1-0)	Church, M (0-1)	-	10-7	1st (+1.0)	3,275	3:24
18	4/27	FRI	L, 5-1	Roby, T (1-2)	Bain, J (0-1)	-	10-8	1st (+0.5)	6,239	2:38
19	4/28	FRI	L, 12-6	Speas, A (1-0)	Patrick, C (0-4)	-	10-9	2nd (-0.5)	4,393	2:55
20	4/29	FRI	W, 11-4	Olivero, D (1-1)	Leiter, J (0-2)	-	11-9	1st (+0.5)	5,928	2:38
21	4/30	FRI	L, 12-7	Church, M (1-1)	Tineo, M (0-1)	-	11-10	T-1st (+0.5)	5,125	2:53
5/1		OFF								
22	5/2	@ CC	L, 3-1	Robaina, J (1-2)	Fisher, H (0-1)	-	11-11	T-2nd (-1.0)	2,774	2:05
23	5/3	@ CC	W, 3-0	Pope, A (1-0)	Kouba, R (1-1)	Backhus, K (4)	12-11	T-1st (+1.5)	2,401	2:15
24	5/4	@ CC	L, 6-1	Gordon, C (2-2)	Patrcik, C (0-5)	-	12-12	T-2nd (-1.0)	3,678	2:11
25	5/5	@ CC	W, 12-8	Goddard, J (1-0)	Plumlee, P (0-1)	-	13-12	T-1st (+2.5)	4,651	3:13
26	5/6	@ CC	L, 12-7	VanWey, L (1-0)	Tineo, M (0-2)	-	13-13	T-2nd (-1.0)	4,327	2:49
27	5/7	@ CC	L, 5-4	Arrighetti, S (2-2)	Albright, L (1-2)	McDonald, C (1)	13-14	T-2nd (-2.0)	4,726	2:28
5/8		OFF								
28	5/9	MID	L, 11-9	Supak, T (2-0)	Hill, J (0-2)	-	13-15	2nd (-3.0)	6,284	2:47
29	5/10	MID	W, 6-3	Saalfrank, A (2-0)	Salinas, R (1-2)	-	14-15	2nd (-2.0)	4,495	2:20
30	5/11	MID	L, 16-6	Pérez, F (1-0)	Olivero, D (1-2)	-	14-16	2nd (-3.0)	5,363	2:56
31	5/12	MID	L, 6-1	Cushing J (1-0)	Tineo, M (0-3)	-	14-17	3rd (-4.0)	7,165	2:27
	5/13	MID	PPD							
32	5/14(1)	MID	W, 10-1	Albright, L (2-2)	Ginn, J (0-2)	-	15-17	-	0	1:40
33	5/14(2)	MID	L, 13-1	Tomioka, S (1-0)	Hill, J (0-3)	-	15-18	3rd (-4.0)	4,621	2:32
5/15		OFF								
34	5/16	@ FRI	L, 3-2	Church, M (2-2)	Goddard, J (1-1)	Starr, N (1)	15-19	3rd (-4.0)	10,019	2:30
35	5/17	@ FRI	L, 10-4	Leiter, J (2-2)	Olivero, D (1-3)	-	15-20	T-4th (-4.0)	2,890	2:27
36	5/18	@ FRI	L, 7-1	Garcia, R (1-3)	Bain, J (0-2)	-	15-21	5th (-4.0)	3,480	2:13
37	5/19	@ FRI	W, 2-1	Albright, L (3-2)	White, O (1-1)	Rice, J (2)	16-21	T-4th (-4.0)	5,943	2:24 (1:53)
38	5/20	@ FRI	L, 8-7 (10)	Kelly, A (2-0)	Stumpo, M (0-1)	-	16-22	T-4th (-5.0)	7,070	3:26
39	5/21	@ FRI	W, 3-1	Patrick, C (1-5)	Church, M (2-3)	Montes De Oca, C (2)	17-22	T-4th (-5.0)	6,306	2:32
5/22		OFF								
40	5/23	@ SA	L, 14-4	Bachar, L (2-0)	Olivero, D (1-4)	-	17-23	5th (-5.0)	5,054	2:48
41	5/24	@ SA	L, 4-3	Hernandez, N (3-1)	Montes De Oca, C (0-1)	-	17-24	5th (-5.0)	4,990	2:35
42	5/25	@ SA	L, 5-4	Kopps, K (3-0)	Otanez, M (1-1)	Jacob, A (1)	17-25	5th (-6.0)	3,549	2:35
43	5/26	@ SA	L, 8-2	Wolf, J (3-5)	Hill, J (0-4)	-	17-26	5th (-7.0)	4,124	2:57
44	5/27	@ SA	W, 1-0	Patrick, C (2-5)	Snider, D (0-3)	Saalfrank, A (1)	18-26	5th (-6.0)	4,828	2:30
45	5/28	@ SA	W, 9-3	Grammes, C (1-0)	Henry, H (1-2)	-	19-26	5th (-5.0)	3,530	2:46
5/29		OFF								
46	5/30	SPR	W, 7-1	Bain, J (1-2)	Gragg, L (0-3)	-	20-26	5th (-4.0)	4,179	2:11
47	5/31	SPR	W, 13-8	Stumpo, M (1-1)	Sawyer, L (1-2)	-	21-26	4th (-4.0)	4,177	3:03
48	6/1	SPR	W, 3-2	Grammes, C (2-0)	Pereira, W (3-3)	-	22-26	4th (-4.0)	4,690	1:54
49	6/2	SPR	PPD							
49	6/3(1)	SPR	L, 5-4 (8)	Roycroft, C (1-0)	Backhus, K (0-1)	Granillo, A (2)	22-27	4th (-3.5)	-	2:26
50	6/3(2)	SPR	W, 6-1 (7)	Olivero, D (2-4)	Hernandez, K (5-2)	-	23-27	4th (-4.0)	6,502	1:39
51	6/4	SPR	L, 6-5	Sawyer, L (2-2)	Grammes, C (2-1)	-	23-28	4th (-4.0)	5,636	2:44



SOD POODLES 2023 DAY-BY-DAY



GAME	DATE	OPPONENT	W/L	WINNING PITCHER	LOSING PITCHER	SAVE	RECORD	STANDING	ATTENDANCE	TOG
52	6/6	@ MID	W, 8-4	Albright, L (4-2)	Estes, J (3-4)	--	24-28	4th (-4.0)	3,738	2:33
53	6/7	@ MID	W, 4-0	Green, J (1-0)	Cusick, R (3-3)	--	25-28	3rd (-4.0)	3,042	2:35
54	6/8	@ MID	W, 12-3	Patrick, C (3-5)	Leal, D (2-2)	--	26-28	T-2nd (-3.0)	3,711	2:29
55	6/9	@ MID	W, 7-5	Olivero, D (3-4)	Howard, B (2-3)	Backhus, K (5)	27-28	T-2nd (-3.0)	6,290	2:19
56	6/10	@ MID	W, 13-10	Saalfrank, A (3-0)	Kubo, T (0-1)	Green, J (1)	28-28	2nd (-3.0)	5,032	2:46
57	6/11	@ MID								
	6/12	OFF								
58	6/13	SA								
59	6/14	SA								
60	6/15	SA								
61	6/16	SA								
62	6/17	SA								
63	6/18	SA								
	6/19	OFF								
64	6/20	@ CC								
65	6/21	@ CC								
66	6/22	@ CC								
67	6/23	@ CC								
68	6/24	@ CC								
69	6/25	@ CC								
END OF 1ST HALF										
70	6/28	TUL								
71	6/29	TUL								
72	6/30	TUL								
73	7/1	TUL								
74	7/2	TUL								
75	7/3	TUL								
76	7/4	@ SPR								
77	7/5	@ SPR								
78	7/6	@ SPR								
79	7/7	@ SPR								
80	7/8	@ SPR								
81	7/9	@ SPR								
	7/10-13	OFF								
ALL-STAR BREAK										
82	7/14	FRI								
83	7/15	FRI								
84	7/16	FRI								
	7/17	OFF								
85	7/18	WCH								
86	7/19	WCH								
87	7/20	WCH								
88	7/21	WCH								
89	7/22	WCH								
90	7/23	WCH								
	7/24	OFF								
91	7/25	@ MID								
92	7/26	@ MID								
93	7/27	@ MID								
94	7/28	@ MID								
95	7/29	@ MID								
96	7/30	@ MID								
	7/31	OFF								
97	8/1	CC								
98	8/2	CC								
99	8/3	CC								
100	8/4	CC								
101	8/5	CC								
102	8/6	CC								
	8/7	OFF								