



GAME NOTES

NORTHWEST ARKANSAS NATURALS

3000 GENE GEORGE BLVD • SPRINGDALE, AR 72762 • PH: 479.927.4900 • FAX: 479.756.8088

WWW.NWANATURALS.COM /NATURALS NWANATURALS @NWANATURALS



NORTHWEST ARKANSAS NATURALS (12-12) @ SPRINGFIELD CARDINALS (10-14)

RHP Alec Marsh (0-1, 6.89 ERA) @ RHP Edgar Escobar (2-1, 7.43 ERA)

Friday, May 6th, 2022 • 6:35 PM • Hammons Field • Springfield, Missouri

Game 25 of 138 • Road Game 13 of 69 • Road Record: 7-5 • Night Game Record: 10-9 • North Division Record: 5-7

Streak: W2 • Last 5: 3-2 • Last 10: 6-4 • Home Record: 5-7 • Day Game Record: 2-3 • South Division Record: 7-5

Listen: www.milb.com/northwest-arkansas/fans/audio-listen-live • Watch: MiLB.tv



UPCOMING GAMES & PITCHING PROBABLES

Saturday, May 6, 2022
Sunday, May 7, 2022
Tuesday, May 9, 2022

@ Springfield
@ Springfield
vs. WICHITA

6:05 p.m. CT
6:05 p.m. CT
11:05 a.m. CT

LHP Drew Parrish (2-1, 3.38 ERA) @ RHP Connor Lunn (2-2, 3.90 ERA)
LHP Anthony Veneziano (1-4, 14.54 ERA) @ RHP Dalton Roach (2-1, 4.23 ERA)
TBD vs. TBD

BY THE NUMBERS

(UNDERLINE INDICATES MLB LEADER) (BOLD INDICATES DOUBLE-A LEADER) (ITALICS INDICATES DOUBLE-A WORST)

N	3	N	3
.275 (3rd) < AVG	.245 (7th)	6.10 (9th)	ERA > 5.51 (5th)
162 (2nd) < R	138 (5th)	1.57 (6th)	WHIP > 1.50 (5th)
232 (3rd) < H	194 (6th)	.275 (7th)	AVG > .271 (6th)
30 (3rd) < HR	29 (14th)	214.0 (1st)	< IP 209.0 (7th)
114 (4th)	BB > 123 (3rd)	229 (8th)	H > 225 (16th)
219 (6th)	K > 206 (5th)	153 (7th)	R > 148 (6th)
36 (1st)	< SB 30 (14th)	31 (8th)	HR > 28 (7th)
.366 (2nd)	< OBP .357 (5th)	108 (5th)	BB > 89 (3rd)
.452 (2nd)	< SLG .407 (7th)	195 (10th)	K > 209 (5th)
.818 (2nd)	< OPS .764 (7th)	0 (18th)	SHO > 2 (1st)

SERIES HISTORY

NWA ALL-TIME vs. Cardinals 217-195 (.527)
Sunday, May 7, 2022
NWA ALL-TIME in Springdale 127-75 (.629)
Tuesday, May 9, 2022
NWA ALL-TIME in Springfield 90-120 (.429)

2022 vs. Cardinals 3-3 (.500)
2022 in Springdale
2022 in Springfield 3-3 (.500)

DATE	H/R	SCORE	WIN	LOSS	SAVE
4/8/22	R	W, 11-8	A. Sotillet	G. Black	-
4/9/22	R	L, 14-11	J. Quezada	A. Veneziano	F. Pacheco
4/10/22	R	L, 10-5	M. Brettell	A. Zerpa	-
5/3/22	R	L, 12-5	D. Roach	A. Veneziano	-
5/4/22	R	W, 13-3	M. Martinez	K. Leahy	-
5/5/22	R	W, 9-6	Y. Del Rosario	G. Black	W. Pennington
5/6/22	R				
5/7/22	R				
5/8/22	R				
6/21/22	H				
6/22/22	H				
6/23/22	H				
6/24/22	H				
6/25/22	H				
6/26/22	H				
7/22/22	H				
7/23/22	H				
7/24/22	H				
8/23/22	H				
8/24/22	H				
8/25/22	H				
8/26/22	H				
8/27/22	H				
8/28/22	H				

NATURALS PR DEPARTMENT • NATURALSPR@GMAIL.COM

Dustin Dethlefs – Director, Marketing & PR – dustin@nwanaturals.com
Nicholas Badders – Broadcaster/Media Relations/Baseball Ops – nicholas@nwanaturals.com
Adam Annarotone – Creative Services Coordinator – adam@nwanaturals.com
Kelsey Chanler – Marketing and Creative Services Assistant – kelsey@nwanaturals.com

LAST NIGHT'S GAME

	1	2	3	4	5	6	7	8	9	R	H	E	LO
NW Arkansas	0	0	1	0	1	5	2	0	0	9	17	0	12
Springfield	0	4	0	0	1	0	1	0	0	6	8	1	4

Win: Yefri Del Rosario (2-0)

Loss: Grant Black (1-3)

Save: Walter Pennington (1)

- SPRINGDALE, AR** – The Naturals overcame an early four-run deficit and connected for a season-high four home runs, tying a season-high with 17 hits, in a 9-6 win over the Springfield Cardinals Thursday at Hammons Field.
- Eight of nine Naturals in the starting lineup recorded a hit, including four three-hit performances and runs driven in from six different players.
 - Springfield leapt out to a 4-0 lead after the 2nd inning, but Northwest Arkansas slowly chipped away. Right fielder **Seuly Matias** cut the deficit in half, bringing in a run with a sacrifice fly in the 3rd inning and a solo home run in the 5th, his fourth of the year.
 - Bhret Bewley** and **Tucker Bradley** connected on back-to-back solo homers to open up the sixth, the first time the Naturals have gone back-to-back this season. After **Maikel Garcia** walked and **Robbie Glendinning** reached on an error, the Naturals rattled off three straight RBI singles, from Matias, **Nate Eaton** and **Logan Porter** to cap the five-run frame.
 - Loftin added two more runs in the seventh inning with a two-run home run, his third long ball of the year to put the Naturals up 9-5. While Springfield scored a run in the seventh, left-hander **Walter Pennington** came on for the final two innings and retired all six batters he faced to earn the six-out save, his first save of the season, and preserve the 9-6 win.
 - Starting pitcher **Dante Biasi** started the night strong, striking out the side in the first inning, en route to a seven-strikeout night, tying his career high, while throwing a career-high 81 pitches.
 - Yefri Del Rosario** earned his second win of the year, improving to 2-0 with 3.0 innings of relief, allowing a pair of runs while striking out two.

NATURALS HITTING LEADERS

GAMES	Maikel Garcia (23)
AT-BATS	Michael Massey (94)
RUNS	Nick Loftin (22)
HITS	Eaton & Massey (29)
TOTAL BASES	Michael Massey (51)
DOUBLES	Sebastian Rivero (8)
TRIPLES	Six Tied (1)
HOME RUNS	Michael Massey (5)
RUNS BATTED IN	Michael Massey (22)
WALKS	T* Maikel Garcia (21)
STRIKEOUTS	Seuly Matias (28)
STOLEN BASES	Maikel Garcia (10)
BATTING AVERAGE	Nate Eaton (.330)
ON-BASE %	Robbie Glendinning (.440)
SLUGGING %	Robbie Glendinning (.597)
OPS	Robbie Glendinning (1.037)

* INDICATES LEAGUE LEADER // ^ INDICATES DOUBLE-A LEADER

NATURALS PITCHING LEADERS

WINS	Three Tied (2)
LOSSES	T* Anthony Veneziano (4)
ERA	Yefri Del Rosario (1.86)
GAMES	T* Zach Willeman (9)
STARTS	Parrish & Veneziano (5)
COMPLETE GAMES	
SHUTOUTS	
GAMES FINISHED	Zach Willeman (7)
SAVES	Andres Sotillet (2)
INNINGS	Drew Parrish (24.0)
HITS	Anthony Veneziano (24)
RUNS	Anthony Veneziano (21)
EARNED RUNS	Anthony Veneziano (21)
HOME RUNS	T* Alec Marsh (5)
HIT BATTERS	Drew Parrish (4)
WALKS	T* Anthony Veneziano (15)
STRIKEOUTS	Alec Marsh (22)

THIS DAY IN NATURALS HISTORY

The Naturals are 8-6 all-time when playing on May 6

On May 6, 2015, the Northwest Arkansas Naturals beat the Springfield Cardinals 8-4 at Hammons Field for the team's 11th consecutive win, the final victory in the longest winning streak in franchise history. The Naturals connected for 14 hits from eight different players, including a 4-for-5 day for second baseman **Angel Franco**. Center fielder **Bubba Starling** connected on his third home run of the season in the seventh inning, a two-run shot. Starting pitcher **Miguel Almonte** threw 5.0 scoreless innings, striking out two Cardinals hitters.

HOME/AWAY

Home Games 5-7
Away Games 7-5

TIME OF DAY

Night Games 10-9
Day Games 2-3

MONTH

April 9-11
May 3-1
June
July
August
September

OPPONENT

vs. Amarillo 3-3
vs. Arkansas
vs. Corpus Christi
vs. Frisco 4-2
vs. Midland
vs. San Antonio
vs. Springfield 3-3
vs. Tulsa
vs. Wichita 2-4

DAY OF THE WEEK

on Monday
on Tuesday 1-3
on Wednesday 4-0
on Thursday 1-3
on Friday 3-1
on Saturday 1-3
on Sunday 2-2

THIS WEEK'S ROAD TRIP

Record 2-1
Team Batting Average (.336)
Home Runs 5
Runs/Runs Per Game 27/9.0
Team ERA 7.27
Strikeouts 29
Saves/Opportunities 1/1

THIS WEEK IN NATURALS BASEBALL

MONDAY	TUESDAY	WEDNESDAY	THURSDAY	FRIDAY	SATURDAY	SUNDAY
5/2 OFF	5/3 @ Springfield L, 12-5	5/4 @ Springfield W, 13-3	5/5 @ Springfield W, 9-6	5/6 @ Springfield 6:35 PM	5/7 @ Springfield 6:05 PM	5/8 @ Springfield 6:05 PM



THE CHAMPS ARE HERE!

Of the 28-man roster the Naturals rolled out for the Double-A Central Championship Series in 2021, six players are on the Naturals' 2022 active roster, with a total of 9 returning players with the Naturals this season.

- Pitchers **Holden Capps**, **Yefri Del Rosario**, **Drew Parrish**, **Stephen Woods Jr.** and **Ángel Zerpa** were all a part of the championship celebration last year, as was outfielder **Seuly Matias**.
- Additionally, catcher/infielder **Gavin Stupienski** and pitcher **Alec Marsh** both played for the Naturals in 2021, as did catcher **Tyler Cropley**, who is currently on the Injured List.

FOLLOW THE LEADER

Manager Chris Widger enters his first season at the helm of the Naturals, after previous stops in *Advanced Rookie* Burlington (2019) and *High-A* Quad Cities (2021) managing Royals affiliates.

- 19 of the Naturals' 28 active players played for Widger with the Quad Cities River Bandits last season.
- 11 of the Naturals' 28 active players played under Widger with the Burlington Royals, then in Quad Cities and now in Northwest Arkansas: **Dante Biasi**, **Jonah Dipoto**, **Maikel Garcia**, **Michael Massey**, **Jake Means**, **Drew Parrish**, **Zack Phillips**, **Logan Porter**, **John Rave**, **Patrick Smith** and **Ángel Zerpa**.

TOOLS TEAM

Six active Naturals players were listed in *Baseball America's* 2022 Best Tools Survey of the Kansas City Royals' organization.

- CF **Nick Loftin** is rated as having the "*Best Strike-Zone Discipline*" in the system.
- C **Sebastian Rivero** is rated as being the "*Best Defensive Catcher*" in the system.
- SS **Maikel Garcia** is rated as having the "*Best Infield Arm*" in the system.
- RF **Seuly Matias** is rated as having the "*Best Outfield Arm*" in the system.
- LHP **Asa Lacy** is rated as having the "*Best Slider*" in the system.
- LHP **Ángel Zerpa** is rated as having the "*Best Control*" in the system.

MJ MELENDEZ IS A BIG LEGUER!

In Tuesday's 7-1 win for the Kansas City Royals, 2021 Natural MJ Melendez hit seventh and served as the Royals' DH, becoming the 113th player to debut in the Majors after spending time in Northwest Arkansas, the fourth in the 2022 MLB Season.

- Melendez went 1-for-3 with a walk, collecting his first MLB hit in the bottom of the sixth inning, an opposite field single.
- In the bottom of the second inning, third baseman Bobby Witt Jr. finally drilled his first big league homer, a solo shot to left field, moments before Melendez took his first at-bat.
- Bobby Witt Jr. was Naturals alum 110 to reach the Majors, debuting on April 7 ... Collin Snider was the 111th on April 9 ... Yunior Marté became the 112th Naturals alum to reach the Majors, debuting with the San Francisco Giants on April 12.

EXTREME ENDS OF THE SPECTRUM

When looking at the Naturals' numbers one game to the next, it appears rather black and white with what leads to a win or loss.

- When scoring five runs or less, the Naturals are just 1-11, while 11-1 when scoring six runs or more.
- The Naturals are 3-10 when recording nine hits or less, but 9-2 when recording 10 hits or more.
- The Naturals are 12-2 when out-hitting their opponent or hits are tied, but 0-10 when out-hit by their opponent.
- When the Naturals score first, they are 9-4, whereas 3-8 when the opponent scores first.

Yo, You WANNA SEE SOME REAL SPEED?

Through 24 games, the Naturals have stolen *36 bases in 42 attempts* (average 1.550steals/game) and *pulled off a double steal 6 times*.

- 36 steals ranks first in the Texas League, fifth in Double-A and tied for 25th in the Minors, while a 85.00% success rate on steals ranks 10th among MiLB teams with at least 30 successful steals.
- **Maikel Garcia's** 10 steals (in 12 attempts) ranks tied for fourth in the Texas League and tied for eighth in all of Double-A.

NATE IS GREAT

Utility man **Nate Eaton** has been a consistent presence in the Naturals lineup all season along, playing all over the diamond for Northwest Arkansas as well.

- Eaton's .330 average leads qualified Naturals hitters and ranks eighth in the Texas League, while he's tied with Michael Massey for the team lead in hits with 29.
- Eaton entered last Wednesday's game on a eight-game hitting streak, the longest on the team this season though the streak was snapped last night with an 0-for-4 day at the plate ... between April 23 and May 1, Eaton hit 15-for-31 (.484 average) with two homers, six runs batted in, four steals and a 1.285 OPS.
- Last week, Eaton hit .417 against Amarillo, 20-for-24 at the plate with four runs batted in, three steals and a 1.087 OPS.
- With 13 starts (114.0 innings) at third base, 3 starts (27.0 innings) in left field, 3 starts (27.0 innings) in right field and one start at shortstop (9.0 innings), the VMI product is the only Naturals player who has spent time at more than three positions in the field.

G'DAY ROBBIE!

Australian infielder **Robbie Glendinning** was a February free agent signing by the Kansas City Royals and has proven himself to be one of the best players on the 2022 Naturals.

- The native of Perth, Western Australia reached base in each of the first 15 games he played to start the season, but struck out pinch-hitting in the ninth inning to snap that streak ... a 15-game on-base streak is the longest on the team this year and is tied for fifth-longest in the Texas League.
- Among 10 qualified Naturals hitters, Glendinning is the Naturals' team leader in on-base percentage (.440), slugging percentage (.597) and OPS (1.037), while ranking tied second on the team with four home runs, 15 walks and ranks third in runs batted in (17) and runs scored (18) and fourth in batting average (.299).
- Robbie's .440 OBP ranks seventh in the Texas League, while his .596 slugging percentage ranks ninth in the league and his 1.037 OPS ranks seventh in the league ... 15 walks is tied for ninth as well.

GAR-SEE YA ON BASE

Shortstop **Maikel Garcia** drew 10 walks through the season's first five games, and now has 21 on the season, which is tied for first in the Texas League and tied for third in Double-A.

- In 113 plate appearances, the Venezuelan has reached base 49 times, for a .434 on-base percentage (28 hits + 21 walks) ... he has reached at least once in 21 of the 23 games he's appeared in this season ... the only games he didn't reach base were back-to-back games, on April 23 and 26.
- The Venezuelan has reached base at least twice in 15 of 21 games where he has reached base.
- Garcia ranks among the Texas League leaders, ranking tied first in walks (21) and tied for fourth in steals (9).
- Garcia drew at least one walk in each of the first five games he played, while walking twice or more on four occasions. He collected his first three-walk game on 4/13 in the Naturals' 8-5 win over Wichita.

NUMERICAL QUICK ROSTER

#	PLAYER	POS	B/T
1	Rave, John	OF	L/L
2	Cropley, Tyler (7-IL)	C	R/R
3	Rivero, Sebastian	C	R/R
4	Grotjohn, Ryan (DEV)	INF/OF	L/R
7	Bewley, Brhet	INF/OF	R/R
8	Garcia, Maikel	INF	R/R
9	Means, Jake	INF	R/R
11	Porter, Logan	C	R/R
12	Bradley, Tucker	OF	L/L
13	Loftin, Nick	INF/OF	R/R
14	Capps, Holden	LHP	R/L
15	Marsh, Alec	RHP	R/R
16	Glendinning, Robbie	INF	R/R
17	Phillips, Zack	LHP	L/L
19	Eaton, Nathan	INF/OF	R/R
21	Lacy, Asa	LHP	L/L
22	Woods Jr., Stephen	RHP	R/R
25	Matias, Seuly	OF	R/R
26	Massey, Michael	INF	L/R
27	Pennington, Walter	LHP	L/L
28	Parrish, Drew	LHP	L/L
29	Willemann, Zach	RHP	R/R
32	Veneziano, Anthony	LHP	L/L
34	Cosby, Christian (7-IL)	RHP	R/R
35	Webb, Nathan (7-IL)	RHP	R/R
38	Biasi, Dante	LHP	L/L
39	Martinez, Marcelo	LHP	L/L
41	Haake, Zach (7-IL)	RHP	R/R
44	Stupienski, Gavin	INF/C	L/R
45	Del Rosario, Yefri	RHP	R/R
53	Zerpa, Ángel	LHP	L/L
55	Dipoto, Jonah	RHP	R/R
57	Smith, Patrick	LHP	L/L

ALPHABETICAL QUICK ROSTER

#	PLAYER	POS	B/T
7	Bewley, Brhet	INF/OF	R/R
38	Biasi, Dante	LHP	L/L
12	Bradley, Tucker	OF	L/L
14	Capps, Holden	LHP	R/L
34	Cosby, Christian (7-IL)	RHP	R/R
2	Cropley, Tyler (7-IL)	C	R/R
45	Del Rosario, Yefri	RHP	R/R
55	Dipoto, Jonah	RHP	R/R
19	Eaton, Nathan	INF/OF	R/R
8	Garcia, Maikel	INF	R/R
16	Glendinning, Robbie	INF	R/R
4	Grotjohn, Ryan (DEV)	INF/OF	L/R
41	Haake, Zach (7-IL)	RHP	R/R
21	Lacy, Asa	LHP	L/L
13	Loftin, Nick	INF/OF	R/R
15	Marsh, Alec	RHP	R/R
39	Martinez, Marcelo	LHP	L/L
26	Massey, Michael	INF	L/R
25	Matias, Seuly	OF	R/R
9	Means, Jake	INF	R/R
28	Parrish, Drew	LHP	L/L
27	Pennington, Walter	LHP	L/L
17	Phillips, Zack	LHP	L/L
11	Porter, Logan	C	R/R
1	Rave, John	OF	L/L
3	Rivero, Sebastian	C	R/R
57	Smith, Patrick	LHP	L/L
44	Stupienski, Gavin	INF/C	L/R
32	Veneziano, Anthony	LHP	L/L
35	Webb, Nathan (7-IL)	RHP	R/R
29	Willemann, Zach	RHP	R/R
22	Woods Jr., Stephen	RHP	R/R
53	Zerpa, Ángel	LHP	L/L

BATTING

LEFTIES	5
RIGHTIES	10
SWITCH	0

PITCHING

LEFTIES	12
RIGHTIES	6

PRO-NUN-SEE-AY-SHUNS

2 TYLER CROPLEY (crop-lee)

25 SEULY MATIAS (soo-lee mah-TEE-as)

38 DANTE BIASI (bee-AH-zee)

55 JONAH DIPOTO (dih-POH-to)

4 RYAN GROTJOHN (GROET-john)

21 ASA LACY (AY-suh)

41 ZACH HAAKE (hockey)

BENCH COACH 23: MIKE JIRSCHLE (jursh-LEE)

7 BRHET BEWLEY (Brett Bew-lee)

29 ZACH WILLEMAN (will-eh-men)

45 YEFRI DEL ROSARIO (Jeffry)

8 MAIKEL GARCIA (my-KELL gar-SEE-uh)

32 ANTHONY VENEZIANO (va-nee-zee-ah-no)

53 ANGEL ZERPA (AHN-hel SAIR-pah)



NATURALS HARDWARE SHELF

Players of the Month

TBD

Pitchers of the Month

TBD

Players of the Week (1)

Player of the Week (April 25 to May 1): INF Michael Massey ... hit .417 (10-for-28) across six games with a league-best 19 total bases and nine runs batted in, while tied for the Texas League lead with 10 hits. His 1.221 OPS ranked third among players with at least 20 at-bats, while his .417 average tied for second among that same group.

Pitchers of the Week

TBD

ROYALS MONTHLY AWARDS (DOUBLE-A)

	NWA Naturals Player of the Month	NWA Naturals Pitcher of the Month
APRIL		
MAY		
JUNE		
JULY		
AUGUST		

QUICK FACTS

Founded	2008
Colors	Navy Blue, Burgundy, Gold and White
League	Texas League (Since 2008)
Ownership	Rich Entertainment Group
General Manager	Justin Cole (9th Season)
Home Ballpark (Capacity)	Arvest Ballpark (7,350, 6,500 seats)
Dimensions	LF - 327 LCF - 377 CF - 400 RCF - 378 RF - 325
Wall Heights	LF-LCF : 9 feet CF : 11 feet RCF-RF : 9 feet

ROSTER BREAKDOWN

Age 20.....0	Native of Australia.....1
Age 21.....0	Native of Dominican Republic.....2
Age 22.....4	Native of Mexico.....1
Age 23.....5	Native of United States.....26
Age 24.....8	Native of Venezuela.....3
Age 25.....7	Acquired via Free Agency13
Age 26.....6	(International)5 (Minor League) ...5 (Undrafted).....3
Age 27.....2	Acquired via Trade2
Age 28.....1	Acquired via First Year Player Draft19
Age 29.....0	(High School)1 (Rounds 1-5)5
Age 30.....0	(2nd Year/College)0 (Rounds 6-10)5
Average Age 24 Years 177 Days	(3rd Year/College)12 (Rounds 11-20)1
Median Age24	(4th+ Year/College)5 (Rounds 21-40)7

ROYALS TOP-30 PROSPECTS (RANKING ACCORDING TO MLB PIPELINE)

#	PLAYERS (POSITION)	OVERALL RANKING	BASEBALL AMERICA RANKING
4	Asa Lacy (LHP)	72nd Overall / 4th LHP	Royals 4 th / 5 th LHP
6	Nick Loftin (OF)		Royals 12 th
12	Alec Marsh (RHP)		Royals 11 th
13	Ángel Zepa (LHP)		Royals 20 th
17	Anthony Veneziano (LHP)		Royals 21 st
21	Maikel Garcia (SS)		Royals 28 th
23	Michael Massey (2B)		Royals 15 th
29	Drew Parrish (LHP)		Royals 38 th
30	Nate Webb (RHP)		Royals 26 th
—	Zach Haake (LHP)		Royals 27 th
—	Seuly Matias (OF)		Royals 31 st
—	Nate Eaton (3B/OF)		Royals 35 th

UNIFORM RECORDS

 Navy/Red Home: 4-4 Road: 4-1	 Red Home: 0-0 Road: 2-4	 White/Navy Home: 1-3 Road: 0-0	 Los Naturales Home: 0-0 Road: 0-0	 Growlin' Chickens Home: 0-0 Road: 0-0	 Fauxback Home: 0-0 Road: 0-0
 White Home: 5-3 Road: 0-0	 Grey Home: 0-0 Road: 4-4	 Navy Home: 0-4 Road: 2-1	 Los Naturales Home: 0-0 Road: 0-0	 Growlin' Chickens Home: 0-0 Road: 0-0	 Fauxback Home: 0-0 Road: 0-0
HOME UNIFORM COMBINATIONS			ROAD UNIFORM COMBINATIONS		
Navy/Red Hat & White Jersey: 4-2			Navy/Red Hat & Navy Jersey: 0-2		
White Hat & White Jersey: 1-1			White Hat & Navy Jersey: 0-2		
Red Hat & White Jersey: 0-0			Red Hat & Navy Jersey: 0-0		
Specialty/Theme Uniforms: 0-0			Red Hat & Grey Jersey: 1-3		
			Red Hat & Navy Jersey: 1-1		

NATURALS IN-SEASON BIRTHDAYS

APRIL (3)

4/14 – Walter Pennington (24)
4/14 – Jake Means (26)
4/25 – Ryan Grotjohn (27)

MAY (2)

🍰 5/6 – Tucker Bradley (24) 🍰
5/14 – Alec Marsh (24)

JUNE (2)

6/2 – Asa Lacy (23)
6/10 – Stephen Woods Jr. (27)

JULY (2)

7/11 – Zack Phillips (24)
7/12 – Logan Porter (27)

AUGUST (2)

8/10 – Marcelo Martinez (26)
8/20 – Nathan Webb (25)

SEPTEMBER (6)

9/1 – Anthony Veneziano (25)
9/3 – Jonah Dipoto (26)
9/4 – Seuly Matias (24)
9/23 – Yefri Del Rosario (23)
9/25 – Nick Loftin (24)
9/27 – Ángel Zepa (23)



NATURALS TRANSACTIONS

2022 BREAKING ROSTER

Pitchers (16): LHP Dante Biasi, LHP Holden Capps, RHP Christian Cosby, RHP Yefri Del Rosario, RHP Jonah Dipoto, RHP Zach Haake, LHP Asa Lacy, RHP Alec Marsh, LHP Drew Parrish, LHP Zack Phillips, RHP Andrés Sotillet, LHP Anthony Veneziano, RHP Nathan Webb, RHP Zach Willeman, RHP Stephen Woods Jr. and LHP Ángel Zerpa.

Catchers (3): Tyler Cropley, Sebastian Rivero, Logan Porter

Infielders (7): Nathan Eaton, Maikel Garcia, Robbie Glendinning, Ryan Grotjohn, Michael Massey, Jake Means, Gavin Stupienski

Outfielders (4): Tucker Bradley, Nick Loftin, Seuly Matias, John Rave

- 4/4 Kansas City Royals announce Breaking Roster
- 4/8 LHP **Holden Capps** placed on the development list
INF **Gavin Stupienski** placed on the development list
- 4/12 RHP **Nate Webb** placed on the 7-day injured list
- 4/16 LHP **Holden Capps** activated from the development list
- 4/19 C **Tyler Cropley** placed on the 7-day injured list
RHP **Christian Cosby** placed on the 7-day injured list
INF **Gavin Stupienski** activated from the development list
- 4/21 LHP **Walter Pennington** transferred to Northwest Arkansas (AA) from Quad Cities (A+)
- 4/23 RHP **Zach Haake** placed on the 7-day injured list
RHP **Patrick Halligan** transferred to Northwest Arkansas (AA) from Columbia (A)
- 4/26 RHP **Patrick Halligan** transferred to Quad Cities (A+) from Northwest Arkansas (AA)
- 4/28 RHP **Ándres Sotillet** transferred to Omaha (AAA) from Northwest Arkansas (AA)
- 5/3 INF **Ryan Grotjohn** placed on the Development List
INF **Brhet Bewley** activated from the Quad Cities Injured List and transferred to Northwest Arkansas (AA)
LHP **Patrick Smith** transferred to Northwest Arkansas (AA) from Quad Cities (A+)
LHP **Marcelo Martinez** transferred to Northwest Arkansas (AA) from Omaha (AAA)



#36 CHRIS WIDGER • MANAGER

- Chris Widger will manage the Naturals after guiding the River Bandits to a High-A Central championship in their first season as a Kansas City affiliate in 2021. In doing so, he was named the Minor League Manager of the Year by *Baseball America* following the 2021 season.
- 2022 marks Widger's seventh year in the Royals' organization, as he was slated to manage Advanced-A Wilmington in 2020 and led Burlington to the Appalachian League Championship Series in his first season as Manager in 2019. Prior to that, he was Wilmington's Bench Coach from 2016-18.
- Before joining the Royals organization, he managed the Independent League Camden Riversharks in 2015 and was their Pitching Coach from 2012-14.
- A third-round pick by Seattle in the 1992 Draft, Widger played in parts of 10 seasons in the Majors with the Mariners (1995-96, 2000), Expos (1997-2000), Yankees (2002), Cardinals (2003), White Sox (2005-06) and Orioles (2006), winning a World Series with Chicago in 2005.
- Widger and his wife, Whitney, reside in Pennsville, N.J., with their children: C.J., Ashlynn and Skylar.



#43 DERRICK LEWIS • PITCHING COACH

- Derrick Lewis is in his third season with the Royals' organization and second as pitching coach at Northwest Arkansas.
- He spent the previous 16 seasons in the Atlanta Braves' organization, the first 14 as a Minor League pitching coach and the last two as the Pitching Coordinator.
- Pitching coach timeline: 2004-07: GCL Braves (Gulf Coast League, RK)... 2008-10: Danville Braves (Appalachian League, RK)... 2011-13: Rome Braves (South Atlantic League, A)... 2014: Lynchburg Hillcats (Carolina League, A+)... 2015-2016: Carolina Mudcats (Carolina League, A+)... 2017: Mississippi Braves (Southern League, AA)
- He played seven seasons in the Braves' organization from 1997-2003, after being selected in the 20th round of the 1997 draft.
- Lewis and his wife, Roslyn, reside in Charlotte, North Carolina, with their daughter, Skye and Son, Lake.



#6 ABRAHAM NÚÑEZ • HITTING COACH

- Abraham Núñez enters his fourth season as Northwest Arkansas' hitting coach after serving in the same capacity with High-A Wilmington (2015-2018), Class-A Lexington (2014), Rookie Advanced Burlington (2013) and the Dominican Royals (2012).
- Núñez played for parts of 12 seasons in the Majors with the Pirates (1997-2004), Cardinals (2005), Phillies (2006-2007) and Mets (2008). A switch-hitter, he owns a career average of .242 as a utility infielder in the big leagues, primarily playing third base, but could play all four infield positions.
- His best season came in 2005 when he batted .285 in 139 games for the National League Champion St. Louis Cardinals.
- Lifetime .346 (9-for-28) hitter in the postseason, including the 2005 National League Championship Series with St. Louis when he hit .385, though did not play in the World Series.
- Born in Santo Domingo, Dominican Republic, he now resides in Hudson, Massachusetts.



#27 CHRISTIAN COLÓN • ASSISTANT HITTING COACH

- Christian Colón returns to the organization as the Naturals Assistant Hitting Coach in 2022, following a 12-year professional career.
- He was the Royals first-round pick in the 2010 MLB Draft, scored the winning run in the 2014 AL Wild Card game and had the game-winning hit in the title-clinching Game 5 of the 2015 World Series.
- After being drafted in 2010, Colón ascended to Northwest Arkansas by 2011 and between 2011, 2012 and 2014, played 202 games for the Naturals ... In 2011, Colón led the Texas League in sacrifices (21), while leading the team in at-bats (491) and hits (126). His 21 sacrifices that season are the most a Naturals player has ever recorded in a single season, while 28 overall are tied for the club record.
- During his playing career, he made stops in Miami (2017) and Cincinnati (2019-20) ... spent 2021 with the Rich Baseball-owned Buffalo Bisons (Triple-A, Toronto) before announcing his retirement.
- He also played in parts of four seasons in the Puerto Rican Winter League.
- Christian lives in Cave Springs, Ark. (15 minutes North of Arvest Ballpark) with his wife, Kayla, and three daughters, Marley, Mia and Lucy.



#23 MIKE JIRSCHLE • BENCH COACH

- Mike Jirschle enters his first season as the Bench Coach for Northwest Arkansas after spending last season in the same role for Manager Chris Widger in Quad Cities.
- He served as a Special Assistant to the General Manager in 2020 and was on the Royals coaching staff as the Third Base Coach from 2014-19 and won the World Series in 2015.
- Jirschle previously managed the Triple-A Omaha franchise for 11 seasons (2003-13), leading the team to four division titles, three-straight trips to the Pacific Coast League championship round (2011-13), two PCL titles (2011, 2013) and a Triple-A Championship in 2013.
- He earned the 2011 Mike Coolbaugh Award for outstanding baseball work ethic, knowledge of the game and skill in mentoring young players on the field.
- Prior to his 11-year stint with Omaha, he served as the Royals Minor League Infield Coordinator for four years (1998-2002), while he held managerial positions with Omaha (1995-97), Wilmington (1994), Rockford (1993) and the Gulf Coast Royals (1992).
- Jirschle was originally selected by the Texas Rangers in the fifth round of the 1977 MLB Draft and played in 999 minor league games over 13-plus seasons in the Rangers and Royals systems.



DANNY ACCOLA • CERTIFIED ATHLETIC TRAINER

- Danny Accola is entering his seventh season with the Royals organization and first as the certified athletic trainer with the Naturals, after serving in the same role with the Quad Cities in 2021.
- He was slated to serve in that role with Wilmington in 2020 and previously filled those roles with Lexington in 2019, Burlington from 2017-18 and with Surprise in 2016.
- Accola graduated from the University of Central Missouri in 2014 and previously held an athletic training internship with the Denver Broncos in 2013.



C.J. MIKKELSEN • STRENGTH & CONDITIONING COACH

- C.J. Mikkelsen will serve as the Northwest Arkansas Strength & Conditioning Coach for the second consecutive season, after being slated to fill that same role at Idaho Falls in 2020.
- He graduated in December 2019 with a master's degree in sports physiology from Texas A&M University, where he also worked as a Sports Performance Graduate Intern.
- Mikkelsen earned his bachelor's degree in exercise and wellness from Arizona State University in 2016. He resides in Desert Hills, Arizona.



DREW EPPERSON
VIDEO COORDINATOR



MITCH MEYER
VIDEO COORDINATOR



Alec Marsh - Pitching - Stat Splits - 2022 - Regular Season

Split	Team	W	L	ERA	G	GS	CG	SHO	SV	IP	H	R	ER	HR	HB	BB	IBB	SO	WHIP	AVG	AB	WP	BK	GIDP	TBF	NP-S
Home Games	NWA	0	0	6.23	2	2	0	0	0	8.2	7	6	6	4	0	3	0	16	1.15	.212	33	1	0	0	36	151 - 102
Away Games	NWA	0	1	7.71	2	2	0	0	0	7.0	8	6	6	1	0	4	0	6	1.71	.286	28	1	0	1	32	124 - 78
Day Games	NWA	0	0	6.00	1	1	0	0	0	3.0	2	2	2	1	0	1	0	2	1.00	.182	11	0	0	0	12	50 - 32
Night Games	NWA	0	1	7.11	3	3	0	0	0	12.2	13	10	10	4	0	6	0	20	1.50	.260	50	2	0	1	56	225 - 148
On Grass	NWA	0	1	6.89	4	4	0	0	0	15.2	15	12	12	5	0	7	0	22	1.40	.246	61	2	0	1	68	275 - 180
April	NWA	0	1	6.89	4	4	0	0	0	15.2	15	12	12	5	0	7	0	22	1.40	.246	61	2	0	1	68	275 - 180
On Tuesdays	NWA	0	1	9.00	1	1	0	0	0	4.0	6	4	4	0	0	3	0	4	2.25	.353	17	1	0	1	20	74 - 46
On Wednesdays	NWA	0	0	3.86	1	1	0	0	0	4.2	2	2	2	1	0	2	0	9	0.86	.125	16	1	0	0	18	77 - 52
On Saturdays	NWA	0	0	9.00	1	1	0	0	0	4.0	5	4	4	3	0	1	0	7	1.50	.294	17	0	0	0	18	74 - 50
On Sundays	NWA	0	0	6.00	1	1	0	0	0	3.0	2	2	2	1	0	1	0	2	1.00	.182	11	0	0	0	12	50 - 32
In games following a win	NWA	0	0	6.17	3	3	0	0	0	11.2	9	8	8	5	0	4	0	18	1.11	.205	44	1	0	0	48	201 - 134
In games following a loss	NWA	0	1	9.00	1	1	0	0	0	4.0	6	4	4	0	0	3	0	4	2.25	.353	17	1	0	1	20	74 - 46
Starter	NWA	0	1	6.89	4	4	0	0	0	15.2	15	12	12	5	0	7	0	22	1.40	.246	61	2	0	1	68	275 - 180

Alec Marsh - Opposing Hitting - Stat Splits - 2022 - Regular Season

Split	Team	AVG	G	AB	R	H	2B	3B	HR	RBI	BB	IBB	SO	SB	CS	OBP	SLG	OPS	HBP	SAC	SF	GIDP
vs Left	NWA	.304	4	23	7	2	0	1	3	3	0	7				.385	.522	.907	0	0	0	0
vs Right	NWA	.211	4	38	8	1	0	4	6	4	0	15				.286	.553	.839	0	0	0	1
Team is ahead	NWA	.381	3	21	8	1	0	2	5	5	0	7				.500	.714	1.214	0	0	0	1
Team is behind	NWA	.125	3	16	2	1	0	1	2	1	0	5				.176	.375	.551	0	0	0	0
Score is tied	NWA	.208	4	24	5	1	0	2	2	1	0	10				.240	.500	.740	0	0	0	0
Batting First	NWA	.500	4	8	4	0	0	1	1	1	0	0				.556	.875	1.431	0	0	0	0
Batting Second	NWA	.222	4	9	2	1	0	0	2	0	0	3				.222	.333	.555	0	0	0	0
Batting Third	NWA	.250	4	8	2	0	0	1	1	0	0	3				.250	.625	.875	0	0	0	1
Batting Fourth	NWA	.143	4	7	1	0	0	0	0	0	0	2				.143	.143	.286	0	0	0	0
Batting Fifth	NWA	.286	4	7	2	0	0	2	2	0	0	3				.286	1.143	1.429	0	0	0	0
Batting Sixth	NWA	.333	4	6	2	2	0	0	0	1	0	2				.429	.667	1.096	0	0	0	0
Batting Seventh	NWA	.000	4	7	0	0	0	0	0	0	0	5				.000	.000	.000	0	0	0	0
Batting Eighth	NWA	.286	4	7	2	0	0	1	3	0	0	2				.286	.714	1.000	0	0	0	0
Batting Ninth	NWA	.000	4	2	0	0	0	0	0	5	0	2				.714	.000	.714	0	0	0	0
Leading Off	NWA	.400	4	15	6	0	0	3	3	2	0	4				.471	1.000	1.471	0	0	0	0
First Inning	NWA	.250	4	16	2	4	0	0	2	2	0	0	4	1	0	.250	.625	.875	0	0	0	0
Second Inning	NWA	.200	4	15	3	3	1	0	2	3	1	0	9	1	0	.250	.667	.917	0	0	0	0
Third Inning	NWA	.214	4	14	1	3	1	0	0	1	3	0	4	1	0	.353	.286	.639	0	0	0	1
Fourth Inning	NWA	.250	3	12	2	3	1	0	1	2	0	0	3	0	0	.250	.583	.833	0	0	0	0
Fifth Inning	NWA	.500	2	4	4	2	0	0	0	1	3	0	2	0	0	.714	.500	1.214	0	0	0	0
Bases Empty	NWA	.270	4	37	10	2	0	4	4	5	0	13				.357	.649	1.006	0	0	0	0
Runner at 1st	NWA	.500	3	4	2	0	0	0	0	1	0	0				.600	.500	1.100	0	0	0	0
Runner at 2nd	NWA	.100	4	10	1	1	0	0	1	0	0	4				.100	.200	.300	0	0	0	0
Runner at 3rd	NWA	.250	2	4	1	0	0	1	3	0	0	2				.250	1.000	1.250	0	0	0	0
Runners at 1st & 2nd	NWA	.000	1	2	0	0	0	0	0	1	0	0				.333	.000	.333	0	0	0	1
Runners at 1st & 3rd	NWA	.000	0	0	0	0	0	0	0	0	0	0				.000	.000	.000	0	0	0	0
Runners at 2nd & 3rd	NWA	.000	1	3	0	0	0	0	0	0	0	3				.000	.000	.000	0	0	0	0
Bases Loaded	NWA	1.000	1	1	1	0	0	0	1	0	0	0				1.000	1.000	2.000	0	0	0	0
Runners On	NWA	.208	4	24	5	1	0	1	5	2	0	9				.269	.375	.644	0	0	0	1
Scoring Position	NWA	.150	4	20	3	1	0	1	5	1	0	9				.190	.350	.540	0	0	0	1
No Outs	NWA	.385	4	26	10	1	0	3	4	4	0	7				.467	.769	1.236	0	0	0	0
One Out	NWA	.059	4	17	1	1	0	0	1	2	0	7				.158	.118	.276	0	0	0	1
Two Outs	NWA	.222	4	18	4	1	0	2	4	1	0	8				.263	.611	.874	0	0	0	0
Ahead in Count	NWA	.100	4	30	3	0	0	0	1	0	0	14				.100	.100	.200	0	0	0	1
Behind in Count	NWA	.353	4	17	6	2	0	2	3	7	0	4				.542	.824	1.366	0	0	0	0
0-0 Count	NWA	.800	3	5	4	0	0	2	2	0	0	0				.800	2.000	2.800	0	0	0	0
0-1 Count	NWA	.000	3	4	0	0	0	0	0	0	0	0				.000	.000	.000	0	0	0	0
0-2 Count	NWA	.091	4	11	1	0	0	0	0	0	0	7				.091	.091	.182	0	0	0	0
1-0 Count	NWA	.667	2	3	2	2	0	0	1	0	0	0				.667	1.333	2.000	0	0	0	0
1-1 Count	NWA	.333	3	3	1	0	0	1	2	0	0	0				.333	1.333	1.666	0	0	0	0
1-2 Count	NWA	.133	4	15	2	0	0	0	1	0	0	7				.133	.133	.266	0	0	0	1
2-0 Count	NWA	.333	3	3	1	0	0	1	1	0	0	0				.333	1.333	1.666	0	0	0	0
2-1 Count	NWA	.667	3	3	2	0	0	1	1	0	0	0				.667	1.667	2.334	0	0	0	0
2-2 Count	NWA	.167	4	6	1	1	0	0	1	0	0	4				.167	.333	.500	0	0	0	0
3-0 Count	NWA	.000	0	0	0	0	0	0	0	0	0	0				.000	.000	.000	0	0	0	0
3-1 Count	NWA	.500	3	2	1	0	0	0	0	4	0	0				.833	.500	1.333	0	0	0	0
3-2 Count	NWA	.000	4	6	0	0	0	0	0	3	0	4				.333	.000	.333	0	0	0	0
Pitcher	NWA	.246	4	61	15	3	0	5	9	7	0	22				.324	.541	.865	0	0	0	1



#18 ALEC MARSH

BORN: May 14, 1998 in Waukesha, Wisconsin (Age 23)**HEIGHT/WEIGHT:** 6-3/220 lbs**SEASON WITH NATURALS:** 2nd Season**DRAFT:** Round 2 (CBB) - 2019 (Kansas City, 70th Overall)**COLLEGE:** Arizona State University (Tempe, Arizona)**HIGH SCHOOL:** Ronald Reagan HS (Milwaukee, Wisconsin)

SCOUTING REPORT

Ranked by Baseball America as the No. 11 Royals prospect
Ranked by MLB Pipeline as the No. 12 Royals prospect**A powerful arm that pitches aggressively, goes right after hitters with a clean & repeatable delivery that helps his control.****FASTBALL:** Sits around 96 with his 4-seamer but touches 99 consistently, also has a two-seamer that sinks.**CURVEBALL:** Ranges from the high 70s to low 80s has good shape and depth, his best secondary pitch.**SLIDER:** Sits mid-80s and is a hard, tight pitch that sometimes resembles a cutter**CHANGEUP:** Has natural depth and sink, he throws it with good arm speed.

2022 SEASON

- Struck out 9 across 4.2 innings on 4/13 vs. Wichita, retired 9 of the final 10 batters he faced, including 5 on strikeouts
- Started 4/19 @ FRI with 4.0 scoreless innings, a 7.0 IP scoreless streak dating back to his last start ... 3 of 4 runs allowed in loss on 4/19 were runners Zach Haake inherited, Marsh exited with 0 outs in the 5th, 1 run in and bases loaded.
- Allowed a career-high three home runs and struck out seven on 4/30 vs. AMA, exited with a lead but took a no-decision.

CAREER NOTES

2021

- As a non-Roster invitee to Big League Spring Training, appeared in 2 Cactus League games, pitching to a 0.00 ERA (0 ER in 2.0 IP) with 2 K.
- Broke camp with Northwest Arkansas (AA) and made six starts for the Naturals, before missing the remainder of the season with an injury ... went 1-3 with a 4.97 ERA (14 ER in 25.1 IP) while striking out 42 hitters.
- His 14.92 K/9 (42 K in 25.1 IP) ranked second in the Royals' system among MiLB pitchers who threw at least 25 innings.
- Named the inaugural Double-A Central Pitcher of the Week after making his very first Double-A appearance ... threw 5.0 hitless and scoreless innings ... followed up his award-winning start with an 11-strikeout performance in his Arvest Ballpark debut on 5/14 against Tulsa ... began the season, his first 8.1 innings of Double-A Career with 8.1 hitless and scoreless innings, walking three with 16 strikeouts.
- Earned his first professional win in his third start of the season on 5/21, allowing two runs across 5.0 innings while striking out seven at Hammons Field in Springfield against the Cardinals.
- Struck out at least seven batters in each of his first four starts and led the Naturals pitching staff with 34 strikeouts in May.
- Exited his start on 6/15 in San Antonio after just 1.2 innings and did not appear in a game the rest of the season, shut down because of biceps soreness and arm fatigue.
- Made one appearance for the Surprise Saguaros in the Arizona Fall League, throwing 1.1 innings while striking out three on 11/6 against the Mesa Solar Sox, while surrendering two home runs and taking the loss.

2020

- Spent part of the season at the Royals' Alternate Training Site in Kansas City, Kansas, then participated in the Royals' Postseason Instructional Camp at Kauffman Stadium in October.
- Pitched for the Eastern Reyes del Tigre (roughly translates to Eastern Tiger Kings) in the independent Constellation Energy League, which operated in Texas during July and August ... went 0-1 with a 4.50 ERA (2 ER in 4.0 IP), collecting six strikeouts ... his manager was former Royals pitching coach Dave Eiland (2011-2017).

2019

- Made 13 starts for Idaho Falls (Rookie Advanced) in his first professional season, going 0-1 with a 4.05 ERA (15 ER in 33.1 IP) with 38 strikeouts (10.3 K/9) compared to just four walks.
- Did not walk a batter in his first five starts and surrendered his one free pass in his first eight outings (20.1 innings).
- Did not allow a run over his final three starts (9.0 IP), after allowing a six earned runs in a span of two outings (Aug. 9-15).
- Held left-handed batters to a .208 average (11-for-53) with one home run.

COLLEGE (2017-2019)

- Attended Arizona State University, where he was named to the Golden Spikes Award Mid-season Watch List and the Collegiate Baseball Hall of Fame Watch List of the National Pitcher of the Year as a junior in 2019, team won 21 straight to start the season.
- Went 9-3 with a 3.17 ERA (34 ER in 96.2 IP) in 16 outings as a junior, including three double-digit strikeout effort ... tossed a three-hit complete game with nine strikeouts in a 4-1 win vs. #3 Oregon State on April 12, 2019, when the Royals first took notice of them as they were at the game scouting OSU catcher and 2019 1st overall pick Adley Rutschman.
- Allowed three earned runs or fewer in 31 of his last 34 appearances dating back to his freshman season ... dating back to sophomore season, Marsh posted a quality start (6+ innings pitched with 3 or fewer earned runs allowed) in 16 of his 23 starts since assuming ASU's Friday Night starter role midway through the 2018 season.
- Struggled his freshman year with Sun Devils ... finished 2017 with an 8.14 ERA in 11 appearances and 21.0 innings.
- In his four starts as a junior in 2020, went 3-0 with a 0.75 ERA (2 ER in 24.0 IP), striking out 46 of the 93 batters he faced (49.5%).

SEASON / CAREER HIGHS

SEASON	CAREER
4/13/22 vs. Wichita	4.2
4/19/22 @ Frisco	6
Last: 4/30/22 vs. Amarillo	4, 2x
Last: 4/30/22 vs. Amarillo	4, 2x
4/30/22 vs. Amarillo	3
4/19/22 @ Frisco	3
4/13/22 vs. Wichita	9
4/19/22 @ Frisco	20
4/13/22 vs. Wichita	77
4/13/22 to 4/19/22	7.0 IP
INNINGS PITCHED	6.0
HITS ALLOWED	9
RUNS ALLOWED	4, 5x
EARNED RUNS ALLOWED	4, 5x
HOME RUNS ALLOWED	3
WALKS ALLOWED	4
STRIKEOUTS	11
BATTERS FACED	24
NUMBER OF PITCHES	85
SCORELESS STREAK	18.0 IP
5/14/21 vs. Tulsa	
5/21/21 @ Springfield	
Last: 4/30/22 vs. Amarillo	
4/30/22 vs. Amarillo	
5/28/21 vs. San Antonio	
5/14/21 vs. Tulsa	
5/21/21 @ Springfield	
5/8/21 @ Arkansas	
8/15/19 to 5/14/21	

MARSH 2022 RUN SUPPORT (STARTS ONLY)

RUNS SCORED	0	1	2	3	4	5	6	7	8	9	10+
Games		1	2		1						
PLAYER W-L	0-0	0-1			0-0						
Team W-L	1-0	1-1			0-1						

2022 GAME-BY-GAME (NORTHWEST ARKANSAS, AA)

DATE	OPPONENT	RES	LEFT GAME	DEC	IP	H	R	ER	HR	HB	BB	SO	BF	NP-S
4/13/22	vs. Wichita	W, 8-5	Top 5th, tied 2-2	-	4.2	2	2	2	1	0	2	9	18	77-52
4/19/22	@ Frisco	L, 4-3	Bottom 5th, winning 2-1	L	4.0	6	4	4	0	0	3	4	20	74-46
4/24/22	@ Frisco	W, 4-3	End 3rd, losing 2-0	-	3.0	2	2	2	1	0	1	2	12	50-32
4/30/22	vs. Amarillo	L, 7-5	End 4th, winning 5-4	-	4.0	5	4	4	3	0	1	7	18	74-50

MARSH vs. SPRINGFIELD IN 2022

W	L	ERA	G	GS	CG	SHO	GF	HLD	SV	SVO	IP	H	R	ER	HR	HB	BB	IBB	SO	AVG	WHIP
---	---	-----	---	----	----	-----	----	-----	----	-----	----	---	---	----	----	----	----	-----	----	-----	------

MARSH vs. SPRINGFIELD HITTERS IN 2022

PLAYER	AVG	AB	H	2B	3B	HR	RBI	BB	SO	PLAYER	AVG	AB	H	2B	3B	HR	RBI	BB	SO
--------	-----	----	---	----	----	----	-----	----	----	--------	-----	----	---	----	----	----	-----	----	----

MINOR LEAGUE CAREER

SEASON	TEAM	W	L	ERA	G	GS	CG	SHO	SV	SV	IP	H	R	ER	HR	HB	BB	IBB	SO	WHIP	AVG	AB	WP	BK	GIDP	TBF	NP-S	
2019	Idaho Falls (R)	0	1	4.05	13	13	0	0	0	0	33.1	30	16	15	5	0	4	0	38	1.02	.238	126	3	0	1	132	464-319	
2020		Did not play (no minor league season)																										
2021	NW Arkansas (AA)	1	3	4.97	6	6	0	0	0	0	25.1	20	14	14	4	1	13	0	42	1.30	.217	92	1	0	2	106	440-276	
2022	NW Arkansas (AA)	0	1	6.89	4	4	0	0	0	0	15.2	15	12	12	5	0	7	0	22	1.40	.246	61	2	0	1	68	275-180	
TOTAL		1	5	4.96	23	23	0	0	0	0	74.1	65	42	41	14	1	24	0	102	1.20	.233	279	6	0	4	306	1179-774	

Did not play (no minor league season)



PLAYER

QUICK NOTES


CAREER HIGHS



14 HOLDEN CAPPS
LHP • R/L • 6'1" • 194 lbs • 3/24/1995 (27)
2017 MLB Draft – Round 8 (U. of Central Oklahoma)
Born/Resides: Lawton, Oklahoma




17 ZACK PHILLIPS
LHP • L/L • 6'1" • 170 lbs • 7/11/1998 (23)
2019 MLB Draft – Round 27 (Ole Miss)
Born: Sierra Vista, Arizona • Resides: Texarkana, Arkansas




18 ALEC MARSH
RHP • R/R • 6'3" • 220 lbs • 5/14/1998 (23)
2019 MLB Draft – Round 2, 70th Overall (Arizona State)
Born: Waukesha, Wisc. • Resides: Milwaukee, Wisc.




21 ASA LACY
LHP • L/R • 6'4" • 215 lbs • 6/2/1999 (22)
2020 MLB Draft – Round 1, 4th Overall (Texas A&M)
Born: Bryan, Texas • Resides: Kerrville, Texas




22 STEPHEN WOODS JR.
RHP • R/R • 6'1" • 200 lbs • 6/10/1995 (26)
Traded from Tampa Bay – 7/21/2020
Born: New Hyde Park, N.Y. • Resides: Huntington Station, N.Y.




27 WALTER PENNINGTON
LHP • L/L • 6'2" • 205 lbs • 4/14/1998 (24)
Signed 8/19/2020 as an Undrafted League Free Agent
Born: Englewood, Colorado • Resides: Broomfield, Colorado



28 DREW PARRISH
LHP • L/L • 5'11" • 195 lbs • 12/8/1997 (24)
2019 MLB Draft – Round 8 (Florida State)
Born: Cape Canaveral, Florida • Resides: Rockledge, Florida



29 ZACH WILLEMAN
RHP • R/R • 6'3" • 215 lbs • 3/27/1996 (26)
Traded from Los Angeles (NL) as PTBNL – 10/20/2021
Born/Resides: Napoleon, Ohio




32 ANTHONY VENEZIANO
LHP • L/L • 6'6" • 200 lbs • 9/1/1997 (24)
2019 MLB Draft – Round 10 (Costal Carolina)
Born/Resides: Hackettstown, New Jersey




38 DANTE BIASI
LHP • L/L • 6'0" • 200 lbs • 12/22/1996 (25)
2019 MLB Draft – Round 6 (Penn State)
Born: Wilkes Barre, Penn. • Resides: Hazleton, Penn.



39 MARCELO MARTINEZ
LHP • L/L • 6'2" • 190 lbs • 8/10/1996 (25)
Signed 3/7/2018 as an International Free Agent
Born/Resides: Reynosa, México



45 YEFERI DEL ROSARIO
RHP • R/R • 6'2" • 180 lbs • 9/23/1999 (22)
Signed 12/5/2017 as a Minor League Free Agent
Born/Resides: Miches, Dominican Republic



53 ÁNGEL ZERPA
LHP • L/L • 6'0" • 220 lbs • 9/27/1999 (22)
Signed 6/26/2016 as an International Free Agent
Born: Valle De La Pascua, Venz. • Resides: Anaco, Venz.



55 JONAH DIPOTO
RHP • R/R • 6'1" • 225 • 9/3/1996 (25)
2019 MLB Draft – Round 35 (University of San Diego)
Born: Queens, New York • Resides: San Diego, California



57 PATRICK SMITH
LHP • L/L • 6'2" • 215 lbs • 10/14/1996 (25)
2019 MLB Draft – Round 33 (Purdue University)
Born: Elk Grove, Illinois • Resides: Schaumburg, Illinois



- 2021: Began the season on the Naturals' 60-Day IL and split the season between the Arizona Complex League, Quad Cities (A+) and NW Arkansas ... combined between three levels, went 4-2 across 22 games (three starts) with a 5.79 ERA (24 ER in 37.1 IP) and 36 strikeouts.
- 2019: Split the season between Wilmington (A+) and NW Arkansas (AA), pitching in 39 games out of the bullpen for the Blue Rocks and Naturals with a combined 2.61 ERA (15 ER in 51.2 IP) and 55 strikeouts.

CONSECUTIVE BATTERS RETIRED: 1 (4/30/2022)

SCORELESS STREAK: 0.1 IP (4/30/2022)

- 2021: Split the season between Columbia (A) and Quad Cities (A+), combining to pitch in 25 games out of the bullpen with an 0-4 record, but three saves and a 2.06 ERA (11 ER in 48.0 IP) while walking just 13 and striking out 51 ... 16 of his 25 total appearances were scoreless.
- 2019: After being drafted, was assigned to Burlington (R) in the Appalachian League and pitched in 20 games out of the bullpen for the B-Royals, going 4-1 with two saves and a 2.15 ERA (9 ER in 37.2 IP), while striking out 29.

CONSECUTIVE BATTERS RETIRED: 1 (5/3/2022)

SCORELESS STREAK: 1.1 IP (5/3/2022)

- Ranked as the No. 11 prospect in the Royals' minor league system, according to *Baseball America* ... the No. 12 prospect in the Royals' organization according to MLB Pipeline.
- 2021: Broke camp with NW Arkansas (AA) and made six starts for the Naturals, before missing the rest of the year with an injury ... went 1-3 with a 4.97 ERA (14 ER in 25.1 IP) with 42 strikeouts (14.2 K/9) ... over his first 8.1 Double-A innings: 8.1 hitless and scoreless innings.

CONSECUTIVE BATTERS RETIRED: 2 (4/30/2022)

SCORELESS STREAK: 0.1 IP (4/30/2022)

- Ranked as the No. 4 prospect in the Royals' minor league system, according to *Baseball America*, also BA's No. 4 left-handed pitching prospect ... the No. 72 overall prospect, No. 4 prospect in the Royals' organization and No. 5 left-handed pitching prospect according to MLB Pipeline ... listed as having the "Best Slider" among KC's prospects in the 2021 AND 2022 Best Tools survey from Baseball America.
- 2021: Spent his first professional season with Quad Cities (A+) and made 14 starts with the River Bandits, going 2-5 with a 5.19 ERA (30 ER in 52.0 IP) and 79 strikeouts, before being placed on the Injured List on 7/27 and missed the rest of the season.

CONSECUTIVE BATTERS RETIRED: 0

SCORELESS STREAK: 1.0 IP (4/12/2022)

- 2021: Spent the entire season with NW Arkansas (AA), beginning the season as a starting pitcher and finishing the year as a reliever ... in 22 games (7 starts, 15 relief appearances), went 5-7 with a 7.42 ERA (39 ER in 47.1 IP), while walking 45 and striking out 48.
- 2018-19: Missed 2018 due to injury, went 9-3 in 2019 ... selected by Kansas City with the fourth overall pick in the Rule 5 Draft (12/12/2019).
- 2016-17: Played two seasons in the Giants organization, reaching Class-A, traded to Tampa Bay December 20 in the 3B Evan Longoria deal.

CONSECUTIVE BATTERS RETIRED: 1 (5/4/2022)

SCORELESS STREAK: 0.1 IP (5/4/2022)

- 2022: Assigned to NW Arkansas on 4/21 ... Pitched 5.2 scoreless innings with nine strikeouts for Quad Cities (A+) across three relief outings.
- 2021: Pitched 22 games for Columbia (A), went 3-3 with a team-leading four saves and a 3.18 ERA (14 ER in 39.2 IP) and 37 strikeouts ... placed on the 7-day injured list on 8/14 ... assigned to the ACL Royals Blue (R) on 9/7 for rehab and finished his season with two games there.
- MISC: Graduated from the Colorado School of Mines with a mechanical engineering degree, threw 224.2 innings, but also hit .288 with a 1.142 OPS.

CONSECUTIVE BATTERS RETIRED: 8 (5/3/22 to 5/5/22)

SCORELESS STREAK: 4.2 IP (4/29/22 to 5/5/22)

- Ranked as the No. 38 prospect in the Royals' minor league system, according to *Baseball America* ... the No. 29 prospect in the Royals' organization according to MLB Pipeline.
- 2021: Split the season between Quad Cities (A+) and NW Arkansas (AA), with a break in between to pitch for Team USA at the 2021 WBSC Olympic Baseball Qualifiers ... named an MiLB.com Organization All-Star ... among qualified Minor League pitchers (96.0 IP), ranked 14th in WHIP, 14th in opponents' batting average (.198) and 16th in ERA (2.83) ... named August Double-A Central Pitcher of the Month.

CONSECUTIVE BATTERS RETIRED: 3 (5/1/2022)

SCORELESS STREAK: 3.0 IP (5/1/2022)

- 2021: Joined the Royals as the Player to be Named Later in the deal that originally sent LHP Danny Duffy from the KC to LA on 7/30 ... spent the entire 2021 season with Tulsa (AA), going 3-2 with three saves across 33 relief appearances with a 3.78 ERA (20 ER in 47.2 IP) while striking out 59 ... 28.2% K% and 11.14 K/9 both ranked 14th in the Dodgers organization among pitchers who threw at least 45.0 innings.
- 2019: Pitched in 21 games (6 starts) for Great Lakes (A) and went 4-7 with two saves and a 5.38 ERA (48 ER in 80.1 IP) and 55 strikeouts.

CONSECUTIVE BATTERS RETIRED: 4 (5/1/22 to 5/4/22)

SCORELESS STREAK: 2.2 IP (5/1/22 to 5/4/22)

- Ranked as the No. 21 prospect in the Royals' minor league system, according to *Baseball America* ... the No. 17 prospect in the Royals' organization according to MLB Pipeline.
- 2021: Named Quad Cities (A+) Pitcher of the Year ... across 22 starts, went 6-4 with a 3.75 ERA (39 ER in 93.2 IP), while striking out an organization-best 127 and walking just 37 ... named the High-A Central Pitcher of the Year and All-Star left-handed starting pitcher.

CONSECUTIVE BATTERS RETIRED: 0

SCORELESS STREAK: 0.0 IP

- 2021: Spent the entire season with Quad Cities (A+), going 5-2 with two saves across 24 games (six starts) with a 3.77 ERA (30 ER in 71.2 IP) and 84 strikeouts ... first 16 appearances of the year all came in relief, six of his last eight were starts, including four straight to end the year.
- 2019: Pitched in seven games for Burlington (R), going 1-0 with a 2.50 ERA (5 ER in 18.0 IP) and 24 strikeouts to just three walks.
- COLLEGE: Across 28 games (27 starts) at Penn State, went 6-12 with a 3.76 ERA (57 ER in 136.1 IP) while striking out 153 and walking just 69.

CONSECUTIVE BATTERS RETIRED: 2 (5/5/2022)

SCORELESS STREAK: 2.2 IP (5/5/2022)

- 2022: Assigned to NWA on 5/3, after beginning the year in Omaha (AAA), where he went 1-2 in 5 games (3 starts) with a 8.64 ERA.
- 2021: Began the season with NWA promoted to Omaha (AAA) on 6/15, where he pitched for the rest of the season ... combined to go 6-9 with a 5.11 ERA (64 ER in 112.2 IP), led all Royals minor league pitchers with 24 starts and 112.2 innings pitched ... ranked 4th with 117 strikeouts.
- 2018-19: Burlington (R) Pitcher of the Year & *Baseball America* Rookie All-Star in 2018 ... split 2019 between Lexington (A) & Wilmington (A+).

CONSECUTIVE BATTERS RETIRED: 6 (5/4/2022)

SCORELESS STREAK: 3.1 IP (5/4/2022)

- 2021: Spent the entire season with Northwest Arkansas, pitching in 26 games (11 starts) and going 2-4 with a 5.99 ERA (47 ER in 70.2 IP) ... ranked third on the Naturals pitching staff in strikeouts (78) and innings pitched (70.2), and fifth in both games pitched and games started.
- 2019: Did not pitch due to injury ... had a nerve issue in his right bicep, only treatment was rest.
- 2017: Posted a 3.62 ERA in 37.1 IP between the DSL & GCL Braves ... granted free agency on 11/21/2017 after MLB investigation into the Braves.

CONSECUTIVE BATTERS RETIRED: 2 (5/5/2022)

SCORELESS STREAK: 1.0 IP (5/5/2022)

- Ranked as the No. 20 prospect in the Royals' minor league system, according to *Baseball America* ... the No. 13 prospect in the Royals' organization according to MLB Pipeline ... listed as having the "Best Control" among Royals' pitching prospects in the 2022 Best Tools survey from BA.
- 2021: Began the season in Quad Cities (A+) and after stops with NW Arkansas (AA) and Omaha (AAA), made his Major League debut on Sept. 30 vs. Cleveland, pitching 5.0 innings and allowing two runs with four strikeouts ... 108 strikeouts between the three MiLB levels ranked 8th among Royals minor pitchers, as did 88.1 innings pitched.

CONSECUTIVE BATTERS RETIRED: 2 (4/28/2022)

SCORELESS STREAK: 0.2 IP (4/28/2022)

- 2022: Pitched a scoreless Cactus League inning with a strikeout on 3/29 against his dad's Seattle Mariners.
- 2021: Pitched 22 games for Quad Cities, went 1-0 with eight saves (in 10 chances) and a 3.19 ERA (11 ER in 31.0 IP) and 39 strikeouts ... eight saves ranked tied second in the Royals' system ... 15 of his 22 outings were scoreless, only allowing more than one run three times.
- MISC: Full name is Jonah Seaver Dipoto, after Tom Seaver ... father Jerry Dipoto is currently the General Manager of the Seattle Mariners.

CONSECUTIVE BATTERS RETIRED: 0

SCORELESS STREAK: 0.0 IP

- 2022: Assigned to NWA on 5/3, after beginning the year in Quad Cities (A+), where he went 0-1 in 5 games with a 4.05 ERA and 9 strikeouts.
- 2021: Made 32 appearances between Columbia (A) and Quad Cities (A+), with a combined 3.69 ERA (22 ER in 53.2 IP) and a .214 opponents' batting average ... allowed two runs or fewer in 29 of 32 appearances, including 18 scoreless outings between the two levels.
- 2019: Made 21 appearances with Burlington (R), going 2-0 with a 3.78 ERA (14 ER in 33.1 IP) and 31 strikeouts ... ended year with 13.0 scoreless IP.

CONSECUTIVE BATTERS RETIRED: 0

SCORELESS STREAK: 0.0 IP

IP	5.0	(5x) Last: 9/3/17 vs. Orem
K	7	(2x) Last: 7/1/18 vs. Asheville
BB	3	7/25/17 @ Missoula
H	8	(3x) Last: 9/3/17 vs. Orem
R	7	9/9/17 @ Ogden
NP	95	8/28/17 @ Ogden
IP	4.0	(3x) Last: 4/21/22 @ Frisco
K	6	7/13/21 @ Myrtle Beach
BB	4	4/9/22 @ Springfield
H	6	(2x) Last: 9/18/21 vs. South Bend
R	8	4/9/22 @ Springfield
NP	60	4/9/22 @ Springfield
IP	6.0	5/14/21 vs. Tulsa
K	11	5/14/21 vs. Tulsa
BB	4	5/28/21 vs. San Antonio
H	9	5/12/21 @ Springfield
R	4	(5x) Last: 4/30/22 vs. Amarillo
NP	85	5/8/21 @ Arkansas
IP	6.0	7/3/21 vs. Cedar Rapids
K	9	(3) Last: 7/3/21 vs. Cedar Rapids
BB	6	5/12/21 vs. Cedar Rapids
H	6	6/22/21 @ Beloit
R	5	5/30/21 @ Dayton
NP	84	4/17/22 vs. Wichita
IP	7.0	(2x) Last: 6/18/17 vs. Asheville
K	10	5/21/17 @ Charleston
BB	5	(6x) Last: 6/30/21 @ Springfield
H	10	6/18/21 @ San Antonio
R	7	6/18/21 @ San Antonio
NP	96	6/12/17 vs. Greenville
IP	3.1	7/16/21 @ Myrtle Beach
K	5	(2x) Last: 4/15/22 vs. Cedar Rapids
BB	4	7/28/21 @ Charleston
H	5	7/11/21 vs. Charleston
R	5	(2x) Last: 4/26/22 vs. Amarillo
NP	51	6/24/21 vs. Myrtle Beach
IP	7.0	(2x) Last: 8/27/21 vs. Springfield
K	9	(2x) Last: 7/10/21 @ Wichita
BB	5	8/21/21 @ Tulsa
H	7	9/12/21 @ Wichita
R	5	6/10/21 @ Frisco
NP	91	8/27/21 vs. Springfield
IP	6.0	8/31/19 @ Lake County
K	7	(2x) Last: 7/3/19 vs. Lansing
BB	5	7/14/19 @ Peoria
H	11	5/19/19 vs. West Michigan
R	8	5/19/19 @ West Michigan
NP	89	8/15/19 @ West Michigan
IP	6.0	(2x) Last: 7/30/21 vs. South Bend
K	10	7/30/21 vs. South Bend
BB	5	4/9/22 @ Springfield
H	12	7/29/19 vs. Missoula
R	9	7/29/19 vs. Missoula
NP	86	7/30/21 vs. South Bend
IP	5.0	6/5/21 vs. Beloit
K	7	(4x) Last: 5/5/22 @ Springfield
BB	5	6/29/21 vs. Cedar Rapids
H	6	4/29/22 vs. Amarillo
R	5	(2x) Last: 5/30/21 @ Dayton
NP	81	5/5/22 @ Springfield
IP	6.2	(9/9/21 @ St. Paul)
K	12	(2x) Last: 8/1/18 @ Pulaski
BB	5	4/30/19 @ Frederick
H	10	7/13/21 @ Indianapolis
R	8	(2x) Last: 8/11/21 vs. Iowa
NP	104	7/30/19 vs. Fayetteville
IP	7.0	8/30/18 vs. Augusta
K	9	8/30/18 vs. Augusta
BB	5	(2x) Last: 8/1/21 vs. Wichita
H	8	6/22/18 vs. Charleston
R	8	6/22/18 vs. Charleston
NP	95	6/22/18 vs. Asheville
IP	6.0	(6x) Last: 7/21/21 @ Tulsa
K	10	7/20/17 @ DSL Astros Blue
BB	4	(2x) Last: 8/18/18 @ AZL Mariners
H	11	(2x) Last: 7/26/19 @ Princeton
R	9	7/26/19 @ Princeton
NP	88	5/11/21 vs. Cedar Rapids
IP	3.0	(4x) Last: 5/16/21 vs. Cedar Rapids
K	6	5/16/21 vs. Cedar Rapids
BB	4	(2x) Last: 4/8/22 @ Springfield
H	4	6/25/19 @ AZL Padres 1
R	3	(4x) Last: 7/30/21 vs. South Bend
NP	44	(2x) Last: 5/16/21 vs. Cedar Rapids
IP	3.0	9/3/21 @ Cedar Rapids
K	4	(4x) Last: vs. Myrtle Beach
BB	4	7/5/19 vs. Pulaski
H	5	8/2/19 @ Kingsport
R	6	8/2/19 @ Kingsport
NP	55	7/24/21 vs. Augusta



STARTING PITCHER SPLITS

PITCHER	GS	W-L	TEAM W-L	R SUPPORT	SUPPORT/START	FPS	TBF	% FPS	TOTAL	POSSIBLE	% 1-2-3
28 Parrish, Drew	5	2-1	3-2	14	2.80	66	100	66.0%	9	24	37.5%
32 Veneziano, Anthony	5	1-4	1-4	10	2.00	31	78	39.7%	2	11	18.2%
53 Zerpa, Angel	4	1-1	1-3	21	5.25	37	59	62.7%	3	16	18.8%
18 Marsh, Alec	4	0-1	2-2	9	2.25	48	68	70.6%	3	15	20.0%
38 Biasi, Dante	3	0-0	3-0	12	4.00	24	54	44.4%	1	11	9.1%
21 Lacy, Asa	2	0-1	1-1	9	4.50	23	43	53.5%	3	9	33.3%
39 Martinez, Marcelo	1	1-0	1-0	7	7.00	12	21	57.1%	4	6	66.7%
	24			82	3.42	241	423	57.0%	25	92	27.2%

NATURALS STARTERS VS. RELIEVERS

STARTERS	RELIEVERS
5-8	W-L
5.91	ERA
96.0	INNINGS
98 (15)	HITS (HR)
65 (63)	R (ER)
47	BB
98	K
1.51	WHIP
.262	AVG

NATURALS RELIEVERS

PITCHER	LAST APPEARANCE	LEAD	TRAIL	TIED	1	2	3	4	5	6	7	8	9	10+	BR INHER.	BR SCORE	% SCORE	TOTAL	POSSIBLE	% 1-2-3
38 Biasi, Dante	SUN 4/17 vs. Wichita (3.1 IP)	1	1	-	-	-	-	-	1	1	-	-	-	-	1	0	0.0%	2	6	33.3%
14 Capps, Holden	SAT 4/30 vs. Amarillo (3.0 IP)	3	1	-	-	-	-	2	1	-	-	1	-	-	1	0	0.0%	1	7	14.3%
	Cosby, Christian TUE 4/13 vs. Wichita (2.1 IP)	-	1	1	-	-	1	1	-	-	-	-	-	-	3	2	66.7%	1	4	25.0%
45 Del Rosario, Yefri	THU 5/5 @ Springfield (3.0 IP)	3	4	-	-	-	1	2	1	3	-	-	-	-	3	3	100.0%	2	19	10.5%
55 Dipoto, Jonah	TUE 5/3 @ Springfield (0.2 IP)	3	4	-	-	-	-	-	2	3	2	-	-	-	8	2	25.0%	3	7	42.9%
	Haake, Zach TUE 4/19 @ Frisco (2.2 IP)	1	2	-	-	-	1	-	1	1	-	-	-	-	3	3	100.0%	2	7	28.6%
27 Pennington, Walter	THU 5/5 @ Springfield (2.0 IP)	2	1	2	-	-	-	1	1	-	1	1	-	1	4	0	0.0%	2	8	25.0%
17 Phillips, Zack	TUE 5/3 @ Springfield (3.1 IP)	1	5	-	1	1	1	-	-	1	1	1	-	-	5	0	0.0%	3	14	21.4%
57 Smith, Patrick	TUE 5/3 @ Springfield (0.2 IP)	-	1	-	-	-	-	-	-	1	-	-	-	-	-	-	-	-	-	-
	Sotillet, Andres SUN 4/24 @ Frisco (1.0 IP)	4	-	1	-	-	-	-	-	-	1	3	1	-	3	0	0.0%	3	8	37.5%
29 Willeman, Zach	WED 5/4 @ Springfield (1.0 IP)	5	2	2	-	-	-	-	-	-	-	3	5	1	-	-	-	3	12	25.0%
22 Woods Jr., Stephen	WED 5/4 @ Springfield (2.0 IP)	4	3	1	-	-	-	-	-	1	6	-	1	-	2	0	0.0%	1	11	9.1%
		27	25	7	1	1	3	4	7	11	12	10	8	2	33	10	30.3%	23	103	22.3%

NATURALS PITCHER PICKOFF LOG (2)

	DATE	INNING	PITCHER	RUNNER	BASE	OUT #
1	4/16 vs. Wichita	▲ 3	Angel Zerpa (1)	Kevin Merrell	1st	1
2	4/28 vs. Amarillo	▲ 3	Angel Zerpa (2)	Blaze Alexander	2nd	1

AUTOMATIC BALLS CALLED ON NATURALS PITCHERS (6)

DATE	INNING	UMPIRE	PITCHER	COUNT AT CALL	BATTER RESULT (COUNT)
4/19/2022 @ Frisco	▼ 2	Jake Bruner	Alec Marsh	0-0	Strikeout (1-2)
4/19/2022 @ Frisco	▼ 8	Jake Bruner	Stephen Woods Jr.	3-1	Walk (3-1)
4/21/2022 @ Frisco	▼ 3	Benjamin Engstrand	Anthony Veneziano	1-2	Walk (3-2)
4/26/2022 vs. Amarillo	▼ 3	Tanner Dobson	Drew Parrish	0-0	Popout (1-2)
4/30/2022 vs. Amarillo	▼ 3	Harrison Silverman	Alec Marsh	1-1	Strikeout (3-2)
5/1/2022 vs. Amarillo	▼ 1	Willie Traynor	Drew Parrish	0-2	Popout (1-2)



PLAYER


QUICK NOTES

CAREER HIGHS



1 JOHN RAVE

OUTFIELDER • L/R • 6'0" • 185 • 12/30/1997 (24)
2019 MLB Draft — Round 5 (Illinois State)
Born: Canton, Illinois • Resides: Bloomington, Illinois



3 SEBASTIAN RIVERO

CATCHER • R/R • 6'1" • 215 • 12/10/1995 (27)
Signed 7/12/2015 as an International Free Agent
Born: Maracay, Venezuela • Resides: Mariara, Venezuela



4 RYAN GROTJOHN

DEVELOPMENT LIST

INF/OF • L/R • 6'2" • 175 • 4/25/1995 (26)
Signed 1/27/2022 as a Minor League Free Agent
Born: Bakersfield, California • Resides: Scottsdale, Arizona



7 BRHET BEWLEY

INF/OF • R/R • 5'11" • 182 lbs • 1/30/1997 (25)
2018 MLB Draft — Round 32 (University of San Diego)
Born: Temecula, California Resides: Winchester, California



8 MAIKEL GARCIA

INFIELDER • R/R • 6'0" • 145 • 3/3/2000 (22)
Signed 7/27/2016 as an International Free Agent
Born/Resides: La Sabana, Venezuela



9 JAKE MEANS

INFIELDER • R/R • 6'2" • 215 • 4/14/1996 (26)
2019 MLB Draft — Round 22 (Indiana State)
Born/Resides: Olathe, Kansas




11 LOGAN PORTER

CATCHER • R/R • 6'0" • 200 • 7/12/1995 (26)
Signed 6/21/2018 as a Non-Drafted Free Agent
Born: Phoenix, Arizona • Resides: Surprise, Arizona



12 TUCKER BRADLEY

OUTFIELDER • L/L • 6'0" • 206 • 5/6/1998 (24)
Signed 6/23/2020 as a Non-Drafted Free Agent
Born/Resides: Chickamauga, Georgia




13 NICK LOFTIN

OUTFIELDER • R/R • 6'1" • 180 • 9/25/1998 (23)
2020 MLB Draft — CBA Round (32nd Overall)
Born/Resides: Corpus Christi, Texas



16 ROBBIE GLENDINNING

INFIELDER • R/R • 6'2" • 198 • 10/6/1995 (26)
Signed 2/22/2022 as a Minor League Free Agent
Born: Perth, Western Australia • Resides: Columbia, MO




19 NATE EATON

INF/OF • R/R • 5'11" • 185 • 12/22/1996 (25)
2018 MLB Draft — Round 21 (Virginia Military Institute)
Born/Resides: Chester, Virginia



25 SEULY MATIAS

OUTFIELDER • R/R • 6'3" • 225 • 9/4/1998 (23)
Signed 7/4/2022 as an International Free Agent
Born/Resides: La Isabela, Dominican Republic



26 MICHAEL MASSEY

INFIELDER • L/R • 6'0" • 190 • 3/22/1998 (24)
2019 MLB Draft — Round 4 (University of Illinois)
Born: Palos Park, Illinois • Resides: Champaign, Illinois



44 GAVIN STUPIENSKI

INFIELDER • L/R • 6'1" • 220 • 3/12/1994 (28)
Signed 5/25/2021 as a Minor League Free Agent
Born: Princeton, N.J. • Resides: Wilmington, N.C.



- 2021: Named an MiLB.com Organization All-Star in the outfield for Kansas City ... spent the season with Quad Cities (A+), playing in 77 games and hit .252/.352/.453 (70-for-278) ... hit 14 homers and stole 13 bases, making him one of five 13-13 players in the system in 2021.
- 2019: Assigned to Burlington (R) after being drafted and played 15 games in the Appalachian League before being promoted to Lexington (A) on 7/7, where he finished the season ... combined to slash .234/.326/.320 (54-for-231) across the two levels with 13 XBH and 16 RBI.
- COLLEGE: Attended the Illinois State University, where he was a three-year starting center fielder for the Redbirds and played 170 games.

HIT STREAK: 2 Games (5/3 to 5/4) .375 (3-for-8)

ON-BASE BASE STREAK: 2 Games (5/3 to 5/4) .375 (3-for-8), 1 BB

- 2021: Split the season between Omaha (AAA) and Kansas City, appearing in 17 games (9 starts) for the Royals in his first Major League season and slashed .175/.250/.225 (7-for-40) ... made his Major League debut on 5/8 against the White Sox as the starting catcher ... appeared in 42 games with the Storm Chasers and slashed .260/.319/.380 (39-for-150) and threw out 10 of 34 would-be base stealers (29%).
- 2019: Played most of the year with Wilmington (A+) but played three games for Omaha (AAA) ... made his Triple-A debut on 5/27, going 3-for-8 (.375) with three runs scored in three games before returning to the Blue Rocks on 5/31.

HIT STREAK: 3 Games (4/30 to 5/4) .455 (5-for-11), 2 2B, 1 HR

ON-BASE BASE STREAK: 9 Games (4/20 to 5/4) .342 (13-for-38), 2 BB

- 2021: Released by the Arizona Diamondbacks on 1/8, spent the season in the American Association with the Kansas City Monarchs and was named the American Association All-Star at second base, slashing .329/.436/.523 (109-for-339) with 10 home runs and 60 runs batted in for the league champions ... led the team in OBP and ranked second on the team in batting average, walks (55) and steals (12).
- 2017-2019: Spent three seasons in the Diamondbacks' system originally Arizona's 10th-round pick in 2017 ... reached as high as Double-A Jackson in 2018 and 2019 ... won league championships with Jackson and Visalia (A+) in 2019.

HIT STREAK:

ON-BASE BASE STREAK: 2 Games (4/27 to 4/30) .333 (1-for-3), 1 BB

- 2021: Spent most of the season with NW Arkansas (AA), slashing .230/.284/.363 (47-for-204) across 56 games ... out of action for a month, on the Injured List between 8/10 and 9/5 ... appeared at 2nd base, (23 G), 3rd base (23 G) and DH (5 G), also pitched one inning (7/25).
- 2019: Spent the entire season with Lexington (A), playing in 60 games, while slashing .252/.356/.307 (51-for-202) with one HR and 17 RBI.
- 2018: Split the season between Surprise (R) and Burlington (R), playing in 54 games between the two stops ... combined to slash .291/.413/.394 (48-for-165) with 12 doubles, one home run and 12 runs batted in.

HIT STREAK:

ON-BASE BASE STREAK:

- Ranked as the No. 28 prospect in the Royals' minor league system, according to *Baseball America* ... the No. 22 prospect in the Royals' system according to MLB Pipeline ... listed as having the "Best Infield Arm" among Royals' prospects in *Baseball America's* 2022 Best Tools survey.
- 2021: Split his season between Columbia (A), and Quad Cities (A+) and slashed a combined .291/.380/.405 (120-for-480) between the two levels ... ranked third in the Royals' minor league system in batting average (.291) among qualified hitters and sixth in BABIP (.341) ... was fifth in the organization in hits (120), tied for fourth in steals (35) ... added to Kansas City's 40-man roster on November 19, 2021.

HIT STREAK: 8 Games (4/27 to 5/5) .412 (14-for-34), 5 2B

ON-BASE BASE STREAK: 8 Games (4/27 to 5/5) .412 (14-for-34), 7 BB

- 2021: Spent the first month and a half of the season with Columbia (A) before a promotion to Quad Cities (A+) on 6/15, where he finished out the season ... combined to slash .222/.343/.429 (76-for-343) over 97 games, with 16 home runs and 52 runs batted in ... assigned to the Surprise Saguaros of the Arizona Fall League after the MiLB season ... across 19 games, slashed .171/.244/.271 (12-for-70) with four doubles.
- 2019: Assigned to Burlington (R) after being drafted and played in 60 games for the Royals, slashing .267/.410/.400 (56-for-210) with 17 extra-base hits (five home runs) and 29 runs batted in

HIT STREAK:

ON-BASE BASE STREAK:

- 2021: Spent the season with Quad Cities (A+) and slashed .241/.368/.451 (62-for-257) in 77 games ... named a High-A Central post-season All-Star at catcher ... hit a walk-off homer in Game 4 of the High-A Central Championship Series on 9/25 to win 2-1 and force Game 5.
- 2019: Spent the season with Burlington (R) and led the league in batting average (.352), slugging percentage (.648) and OPS (1.130), ranked tied for fourth in walks (31) and tied for sixth in home runs (9).
- MISG: Grew up down the street from Surprise Stadium, was a clubbie for the AZL Royals the summer of 2011 while in high school.

HIT STREAK: 4 Games (4/30 to 5/5) .353 (6-for-17), 1 HR

ON-BASE BASE STREAK: 12 Games (4/16 to 5/5) .293 (12-for-41), 9 BB

- 2021: Began his professional career splitting the year between Columbia (A) and Quad Cities (A+) and combined to slash .285/.380/.427 (94-for-330) with 30 extra-base hits and 45 runs batted in ... his .380 OBP ranked fourth among qualified Royals Minor Leaguers, while a .285 average and .807 OPS ranked eighth.
- 2017-2020: Played collegiately at the University of Georgia, where he slashed .317/.384/.412 (143-for-451) in 125 games with 14 doubles, nine home runs and 62 RBI ... lists his favorite college memory as playing at Baum-Walker Stadium his freshman season.

HIT STREAK:

ON-BASE BASE STREAK:

- Ranked as the No. 12 prospect in the Royals' minor league system, according to *Baseball America* ... the No. 6 prospect in the Royals' system according to MLB Pipeline ... listed as having the "Best Strike-Zone Discipline" among Royals' prospects in *Baseball America's* 2021 AND 2022 Best Tools surveys.
- 2021: Spent his first professional season with Quad Cities (A+) and slashed .289/.374/.464 (103-for-356) across 90 games while being named an MiLB.com Organization All-Star at third base ... won the High-A Central batting title with a .289 average and placed fifth with a .373 OBP and .837 OPS ... hit for the cycle on 8/1, going 5-for-6 at the plate with a walk-off homer in the ninth to complete the cycle.

HIT STREAK: 2 Games (5/4 to 5/5) .545 (6-for-11), 3 2B, 1 3B, 1 HR

ON-BASE BASE STREAK: 2 Games (5/4 to 5/5) .545 (6-for-11)

- 2021: Did not play, missing the entire year after undergoing Tommy John surgery ... tore his UCL while playing catch in February 2021.
- 2017-2019: Drafted by Pittsburgh in the 21st Round in 2017 and spent three seasons in the Pirates organization, slashing .274/.361/.417 (174-for-636) across 189 games, reaching as high as Double-A Altoona in 2019 ... named a Florida State League Mid-season All-Star in 2019.
- 2017-2021: Played four seasons with his hometown Perth Heat in the Australian Baseball League ... named 2019 ABL Rookie of the Year.
- COLLEGE: Transferred to the University of Missouri in 2017 after two years at Northern Iowa Community College.

HIT STREAK: 2 Games (5/4 to 5/5) .333 (3-for-9), 1 HR

ON-BASE BASE STREAK: 2 Games (5/4 to 5/5) .333 (3-for-9), 1 BB, 1 HBP

- Ranked as the pre-season No. 35 prospect in the Royals' minor league system, according to *Baseball America*.
- 2021: Spent most of the season with Quad Cities (A+), playing 70 games for the River Bandits ... combined with five games of rehab in the Arizona Complex League, hit .243/.350/.368 (66-for-272) with six homers, 39 runs batted in ... named to the Surprise Saguaros of the Arizona Fall League after the MiLB season ended and slashed .317/.352/.463 (26-for-82) across 20 games, named a Rising Star in the Fall League.
- 2018: Named the Idaho Falls Chukars Player of the Year ... also an MiLB.com Organization All-Star and Pioneer League All-Star.

HIT STREAK: 2 Games (5/4 to 5/5) .455 (5-for-11), 1 2B

ON-BASE BASE STREAK: 2 Games (5/4 to 5/5) .455 (5-for-11)

- Ranked as the No. 31 prospect in the Royals' minor league system, according to *Baseball America* ... also listed as having the "Best Outfield" among Royals' prospects in *Baseball America's* Best Tools surveys for five straight years, 2018 to 2022.
- 2021: Split the season between Quad Cities (A+) and Northwest Arkansas (AA), with a rehab appearance for the ACL Royals Gold, playing in 64 total games with a .213/.309/.511 (50-for-235) slash line ... after the MiLB season, assigned to the Surprise Saguaros of the Arizona Fall League and slashed .188/.287/.425 (15-for-80) but tied for the team lead both with six home runs and 20 runs batted in.

HIT STREAK: 3 Games (5/3 to 5/5) .667 (6-for-9), 1 2B, 1 3B, 1 HR

ON-BASE BASE STREAK: 4 Games (5/1 to 5/5) .462 (6-for-13), 5 BB

- Ranked as the No. 15 prospect in the Royals' minor league system, according to *Baseball America* ... the No. 24 prospect in the Royals' organization according to MLB Pipeline.
- 2021: Spent the entire season with Quad Cities (A+) and slashed .289/.351/.531 (112-for-388) in 99 games ... won the Minor League Gold Glove at second base, with a .989 fielding percentage in 284 total chances, which led all MiLB second basemen ... also named an MiLB.com organization All-Star and High-A Central Postseason All-Star ... reached base in 80 of 90 games played for the River Bandits.

HIT STREAK: 6 Games (4/28 to 5/4) .440 (11-for-25), 2 2B, 2 HR

ON-BASE BASE STREAK: 6 Games (4/28 to 5/4) .440 (11-for-25), 3 BB

- 2021: Took one at-bat for the Naturals on 5/21 in Springfield and played two innings in left field, before being assigned to Quad Cities (A+) on 5/25 ... played in 38 games for the River Bandits, making 24 starts at first and slashing .264/.376/.482 (29-for-110) ... after hitting a solo home run in the fourth inning on 9/9 vs. Peoria, pitched the 11th inning and took the loss in an 8-5 defeat.
- 2018-2020: Played 104 games of Indy Ball for four teams across four different leagues, slashed a collective .273/.368/.349 (76-for-278).
- 2016-2017: Drafted in the 12th round of the 2016 draft by Arizona, spent two years in the D-backs system, hit .306 (46-for-150) over 47 games.

HIT STREAK:

ON-BASE BASE STREAK:

H	4	(2x) Last: 8/1/21 vs. South Bend
R	4	8/1/21 vs. South Bend
HR	2	8/5/21 @ Cedar Rapids
RBI	5	(2x) Last: 8/3/21 @ Cedar Rapids
BB	3	4/16/22 vs Wichita
SB	3	8/22/21 @ South Bend
H	5	6/10/21 @ St. Paul
R	4	7/2/18 vs. Asheville
HR	2	4/27/22 vs. Amarillo
RBI	4	(3x) Last: 6/10/21 @ St. Paul
BB	2	(8x) Last: 5/4/22 @ Springfield
SB	1	(4x) Last: 8/17/21 vs. Columbus
H	4	(2x) Last: 8/21/18 vs. Peoria
R	4	6/26/18 @ Peoria
HR	1	(13x) Last: 4/30/22 vs. Amarillo
RBI	7	7/27/18 vs. Beloit
BB	3	(2x) Last: 5/14/19 @ Mobile
SB	1	(13x) Last: 8/31/19 vs. Jacksonville
H	3	(4x) Last: 6/11/21 @ Frisco
R	3	8/25/19 @ Augusta
HR	1	(9x) Last: 8/31/21 vs. Springfield
RBI	4	7/20/21 @ Tulsa
BB	3	(3x) Last: 9/1/19 @ Hickory
SB	2	(2x) Last: 7/31/18 @ Pulaski
H	4	(2x) Last: 8/10/21 vs. Beloit
R	4	(2x) Last: 4/8/22 @ Springfield
HR	1	(21x) Last: 9/8/21 vs. Peoria
RBI	3	(4x) Last: 9/8/21 vs. Peoria
BB	3	(5x) Last: 4/13/22 vs. Wichita
SB	3	6/20/19 @ Bristol
H	4	8/12/19 @ Greenville
R	4	7/9/21 @ Wisconsin
HR	1	(21x) Last: 9/18/21 vs. South Bend
RBI	4	(2x) Last: 6/18/21 vs. Wisconsin
BB	3	(3x) Last: 7/9/21 @ Wisconsin
SB	1	(8x) Last: 4/8/22 @ Springfield
H	4	8/6/19 @ Johnson City
R	3	(4x) Last: 8/1/21 vs. South Bend
HR	2	(5x) Last: 7/14/21 @ Beloit
RBI	4	(2x) Last: 8/10/21 vs. Beloit
BB	3	(3x) Last: 4/9/22 @ Springfield
SB	1	8/10/21 vs. Beloit
H	3	(9x) Last: 9/18/21 vs. South Bend
R	3	(3x) Last: 8/17/21 @ South Bend
HR	2	8/10/21 vs. Beloit
RBI	5	6/24/21 @ Beloit
BB	3	8/27/21 vs. Wisconsin
SB	2	(3x) Last: 4/24/22 @ Frisco
H	5	8/1/21 vs. South Bend
R	4	8/1/21 vs. South Bend
HR	1	(12x) Last: 4/22/22 @ Frisco
RBI	5	4/22/22 @ Frisco
BB	3	(2x) Last: 9/5/21 @ Cedar Rapids
SB	2	4/12/22 vs. Wichita
H	4	5/3/19 vs. Lakeland
R	3	(3x) Last: 5/4/22 @ Springfield
HR	1	(17x) Last: 4/26/22 vs. Amarillo
RBI	4	(2x) Last: 5/16/19 vs. Fort Myers
BB	3	(2x) Last: 6/17/19 vs. Harrisburg
SB	2	6/3/19 @ Daytona
H	4	(5x) Last: 6/20/19 vs. Greenville
R	3	(15x) Last: 4/29/22 vs. Amarillo
HR	1	(16x) Last: 9/3/21 @ Cedar Rapids
RBI	4	(4x) Last: 9/3/21 @ Cedar Rapids
BB	4	7/29/18 @ Ogden
SB	3	5/14/21 vs. Cedar Rapids
H	3	(14x) Last: 5/5/22 @ Springfield
R	3	(3x) Last: 4/27/22 vs. Amarillo
HR	2	(8x) Last: 9/18/21 vs. Springfield
RBI	5	7/23/17 vs. Bristol
BB	3	5/4/22 @ Springfield
SB	1	(17x) Last: 8/28/21 vs. Springfield
H	5	6/26/21 @ Beloit
R	4	(2x) Last: 7/9/21 @ Wisconsin
HR	3	7/14/21 @ Beloit
RBI	5	(2x) Last: 8/19/21 @ South Bend
BB	2	(6x) Last: 8/31/21 @ Cedar Rapids
SB	1	(12x) Last: 8/21/21 @ South Bend
H	4	7/29/21 vs. South Bend
R	3	(2x) Last: 8/28/21 vs. Wisconsin
HR	2	8/19/21 @ South Bend
RBI	4	9/8/21 vs. Peoria
BB	2	(5x) Last: 9/8/21 vs. Peoria
SB	1	(2x) Last: 8/20/16 @ AZL Cubs



So Nice, They Did It Twice (Or More)	Multi-Hit Games					Multi-Run Games					Multi-RBI Games					Multi-BB Games					Multi-K Games					Multi-SB Games					
	2	3	4	5+	T	2	3	4	5+	T	2	3	4	5+	T	2	3	4	5+	T	2	3	4	5+	T	2	3	4	5+	T	
7 Brhet Bewley	1	-	-	-	1	-	-	-	-	-	-	-	-	-	-	-	-	-	-	-	-	-	-	-	-	-	-	-	-	-	-
12 Bradley, Tucker	4	-	-	-	4	3	-	-	-	3	-	-	1	-	1	-	-	-	-	-	1	-	-	-	1	1	-	-	-	1	
2 Cropley, Tyler	-	-	-	-	-	-	-	-	-	-	-	-	-	-	-	-	-	-	-	-	-	-	-	-	-	-	-	-	-	-	-
19 Eaton, Nathan	4	4	-	-	8	1	1	-	-	2	2	-	-	-	2	2	-	-	-	2	7	-	-	-	7	1	-	-	-	1	
8 Garcia, Maikel	4	2	1	-	7	2	1	1	-	4	-	-	-	-	-	5	1	-	-	6	5	-	-	-	5	2	-	-	-	2	
16 Glendinning, Robbie	6	-	-	-	6	3	2	-	-	5	4	2	-	-	6	4	-	-	-	4	4	2	-	-	6	-	-	-	-	-	
4 Grotjohn, Ryan	-	-	-	-	-	-	-	-	-	-	1	-	-	-	1	-	-	-	-	-	1	1	-	-	2	-	-	-	-	-	
13 Loftin, Nick	5	3	-	-	8	5	2	-	-	7	4	-	-	1	5	1	-	-	-	1	2	-	-	-	2	1	-	-	-	1	
26 Massey, Michael	4	4	-	-	8	2	-	-	-	2	2	-	2	-	4	-	-	-	-	-	4	1	-	-	5	-	-	-	-	-	
25 Matias, Seuly	4	3	-	-	7	1	1	-	-	2	2	2	-	-	4	-	1	-	-	1	7	2	-	-	9	-	-	-	-	-	
9 Means, Jake	2	-	-	-	2	1	-	-	-	1	2	1	-	-	3	-	-	-	-	-	4	2	-	-	6	-	-	-	-	-	
11 Porter, Logan	4	-	-	-	4	1	-	-	-	1	1	-	-	-	1	2	1	-	-	3	3	-	-	-	3	-	-	-	-	-	
1 Rave, John	3	1	-	-	4	2	-	-	-	2	4	2	-	-	6	3	1	-	-	4	5	-	-	-	5	1	-	-	-	1	
3 Rivero, Sebastian	4	1	-	-	5	1	1	-	-	2	2	1	-	-	3	3	-	-	-	3	3	-	-	-	3	-	-	-	-	-	
44 Stupienski, Gavin	-	-	-	-	-	-	-	-	-	-	-	-	-	-	-	-	-	-	-	-	-	-	-	-	-	-	-	-	-	-	-
	45	18	1	0	64	22	8	1	0	31	24	8	3	1	36	20	4	0	0	24	46	8	0	0	54	6	0	0	0	6	

		HITTING STREAKS											ON-BASE STREAKS											
PLAYER	CURRENT	LONGEST	DATES/RESULTS										CURRENT	LONGEST	DATES/RESULTS									
			START	END	AVG	2B	3B	HR	RBI	OPS	START	END			AVG	2B	HR	BB	HBP	OBP				
7 Brhet Bewley	-	-	-	-	(-)								-	-	-	-	(-)							
12 Bradley, Tucker	-	6 (2x)	4/23	4/29	.429	(9- 21)	1	0	1	5	1.139	-	6 (2x)	4/23	4/29	.429	(9- 21)	1	1	3	1	.520		
2 Cropley, Tyler	-	-	-	-	(-)								-	-	-	-	(-)							
19 Eaton, Nate	2	8	4/23	5/1	.484	(15- 31)	2	0	2	6	1.285	2	8 (2x)	4/23	5/1	.484	(15- 31)	2	2	3	1	.543		
7 Garcia, Maikel	8	8 (2x)	4/27	5/5	.412	(14- 34)	5	0	0	2	1.071	8	13	4/8	4/22	.298	(14- 47)	2	0	14	0	.459		
16 Glendinning, Robbie	2	6	4/22	4/29	.391	(9- 23)	4	0	1	6	1.158	2	15	4/8	4/29	.300	(15- 50)	5	2	13	1	.453		
4 Grotjohn, Ryan	-	-	-	-	(-)								2	2	4/27	4/30	.333	(1- 3)	0	1	1	0	.500	
13 Loftin, Nick	2	4	4/8	4/13	.350	(7- 20)	0	0	0	3	.714	2	7	4/16	4/24	.259	(7- 27)	0	2	7	0	.412		
26 Massey, Michael	6	6	4/28	5/4	.440	(11- 25)	2	0	2	10	1.243	6	8	4/8	4/17	.265	(9- 34)	3	0	3	0	.316		
25 Matias, Seuly	3	3 (2x)	5/3	5/5	.667	(6- 9)	1	1	1	4	2.066	4	6	4/8	4/15	.375	(9- 24)	2	0	1	0	.385		
9 Means, Jake	-	3 (2x)	4/28	5/1	.364	(4- 11)	1	0	1	3	1.144	-	4	4/28	5/3	.286	(4- 14)	1	1	2	0	.375		
11 Porter, Logan	4	4	4/30	5/5	.353	(6- 17)	0	0	1	4	.918	12	12	4/16	5/5	.293	(12- 41)	0	1	9	0	.420		
1 Rave, John	2	2 (4x)	5/3	5/4	.375	(3- 8)	0	0	0	3	.819	2	8	4/16	4/26	.261	(6- 23)	2	2	12	0	.514		
3 Rivero, Sebastian	3	5	4/20	4/27	.333	(8- 24)	3	0	2	6	1.028	9	9	4/20	5/4	.342	(13- 38)	5	3	2	1	.381		
44 Stupienski, Gavin	-	-	-	-	(-)								-	-	-	-	(-)							

BOLD indicates longest streak in 2022 among active players

Italics indicates longest personal streak is active

PITCHES/PLATE APPEARANCE & PLATE APPEARANCE DEPTH									
PLAYER	AVG. P/PA	TOTAL PA	TOTAL P	LONGEST PA (#)	DATE	INN.	PITCHER	RESULT	
7	Bewley, Brhet	3.20	5	16	6	May 5	▲ 8	Michael Brettell (SPR)	Strikeout Looking
12	Bradley, Tucker	3.49	67	234	7 (5x)	April 24	▲ 3	Cole Ragans (FRI)	Walk
2	Cropley, Tyler	3.67	9	33	6	April 15	▼ 5	Simeon Woods Richardson (WCH)	Groundout (5-3)
19	Eaton, Nate	3.80	99	376	7 (12x)	May 5	▲ 7	Cory Thompson (SPR)	Strikeout Looking
7	Garcia, Maikel	4.04	113	457	9	May 3	▲ 9	Michael Brettell (SPR)	Strikeout Swinging
16	Glendinning, Robbie	4.46	85	379	8 (2x)	April 19	▲ 7	Tyler Thomas (FRI)	Walk
4	Grotjohn, Ryan	4.44	16	71	9	April 10	▲ 6	Michael Brettell (SPR)	Walk
13	Loftin, Nick	3.50	105	368	8	April 20	▲ 9	Lucas Jacobsen (FRI)	Walk
26	Massey, Michael	4.11	104	427	10 (2x)	April 24	▲ 7	Nick Starr (FRI)	Single
25	Matias, Seuly	3.80	88	334	9	May 5	▲ 7	Cory Thompson (SPR)	Single
9	Means, Jake	4.12	68	280	8	April 8	▲ 7	Michael Brettell (SPR)	RBI Walk
11	Porter, Logan	3.83	63	241	9	April 9	▲ 4	Dalton Roach (SPR)	Walk
1	Rave, John	4.37	90	393	8	April 16	▼ 7	Steven Cruz (WCH)	Walk
3	Rivero, Sebastian	3.76	75	282	11	April 22	▲ 9	Lucas Jacobsen (FRI)	Flyout (F9)
44	Stupienski, Gavin	3.00	2	6	3	April 21	▲ 9	Sean Chandler (FRI)	Flyout (F9)
	3.94	989	3,897						

PINCH HITTING LOG				
DATE	INNING	PINCH HITTER	HITTING FOR	RESULT
4/15/2022 vs. Wichita	▼ 9	John Rave	Tyler Cropley	Groundout (3-1)
4/16/2022 vs. Wichita	▼ 8	Maikel Garcia	Ryan Grotjohn	Lineout (L7)
4/17/2022 vs. Wichita	▼ 6	Sebastian Rivero	Tyler Cropley	Single
4/19/2022 @ Frisco	▲ 9	Tucker Bradley	Jake Means	Strikeout Looking
4/21/2022 @ Frisco	▲ 9	Ryan Grotjohn	Logan Porter	Strikeout Swinging
4/21/2022 @ Frisco	▲ 9	Gavin Stupienski	Jake Means	Flyout (F9)
4/22/2022 @ Frisco	▲ 9	Ryan Grotjohn	Micheal Massey	Strikeout Swinging
4/26/2022 vs. Amarillo	▼ 8	Tucker Bradley	Jake Means	Flyout (F8)
4/27/2022 vs. Amarillo	▼ 8	Gavin Stupienski	Logan Porter	Strikeout Swinging
4/30/2022 vs. Amarillo	▼ 9	Robbie Glendinning	Ryan Grotjohn	Strikeout Swinging
Naturals Pinch Hitters: 1-for-10				
Most-Used Pinch Hitter:		Most Frequently Pinch-Hit For		
Bradley, Grotjohn & Stupienski (2x)		Jake Means (3x)		

HR #	PLAYER (SEASON NO.)	GM # -- DATE	OPPONENT	DIRECTION	ON BASE	INNING	OUTS	COUNT	SCORE	FINAL
1	Jake Means (1)	3 -- 4/10/2022	@ Springfield	RCF	1	2	2	1-1	2-3	L, 10-5
2	John Rave (1)	10 -- 4/19/2022	@ Frisco	RF	1	3	1	2-2	2-0	L, 4-3
3	Robbie Glendinning (1)	11 -- 4/20/2022	@ Frisco	LCF	0	2	2	3-1	1-0	W, 7-2
4	Nick Loftin (1)	11 -- 4/20/2022	@ Frisco	LCF	1	3	1	0-0	3-1	W, 7-2
5	Seuly Matias (1)	11 -- 4/20/2022	@ Frisco	LF	1	5	1	1-1	5-2	W, 7-2
6	John Rave (2)	12 -- 4/21/2022	@ Frisco	LCF	0	2	1	2-1	1-0	L, 12-2
7	Seuly Matias (2)	12 -- 4/21/2022	@ Frisco	LCF	0	4	0	0-2	2-7	L, 12-2
8	Michael Massey (1)	13 -- 4/22/2022	@ Frisco	LCF	1	1	1	1-1	2-0	W, 11-2
9	Nick Loftin (1)	13 -- 4/22/2022	@ Frisco	LCF	3	2	2	0-0	6-0	W, 11-2
10	Tucker Bradley (1)	14 -- 4/23/2022	@ Frisco	LCF	3	5	1	2-1	9-0	W, 12-4
11	Michael Massey (2)	14 -- 4/23/2022	@ Frisco	CF	0	8	1	0-2	11-3	W, 12-4
12	Nate Eaton (1)	14 -- 4/23/2022	@ Frisco	LCF	0	9	0	3-2	12-3	W, 12-4
13	Michael Massey (3)	15 -- 4/24/2022	@ Frisco	RCF	0	4	0	1-0	1-2	W, 4-3
14	Robbie Glendinning (2)	16 -- 4/26/2022	vs. Amarillo	LCF	2	11	2	1-1	5-6	L, 6-5
15	Seuly Matias (3)	17 -- 4/27/2022	vs. Amarillo	LF	0	2	0	0-0	2-2	W, 12-6
16	Sebastian Rivero (1)	17 -- 4/27/2022	vs. Amarillo	LF	0	4	0	0-1	3-3	W, 12-6
17	Sebastian Rivero (2)	17 -- 4/27/2022	vs. Amarillo	LF	1	6	2	0-0	12-5	W, 12-6
18	Jake Means (2)	18 -- 4/28/2022	vs. Amarillo	LF	0	3	0	0-1	1-0	L, 9-5
19	Nate Eaton (2)	19 -- 4/29/2022	vs. Amarillo	LF	0	2	0	1-0	1-0	W, 8-7
20	Sebastian Rivero (3)	20 -- 4/30/2022	vs. Amarillo	RCF	0	2	2	1-1	1-2	L, 7-5
21	Ryan Grotjohn (1)	20 -- 4/30/2022	vs. Amarillo	RCF	1	2	2	3-2	3-2	L, 7-5
22	Michael Massey (4)	20 -- 4/30/2022	vs. Amarillo	RCF	1	3	1	1-2	5-2	L, 7-5
23	Logan Porter (1)	21 -- 5/1/2022	vs. Amarillo	LF	1	2	1	0-1	3-1	W, 9-5
24	Robbie Glendinning (3)	21 -- 5/1/2022	vs. Amarillo	LF	1	3	2	0-0	5-2	W, 9-5
25	Michael Massey (5)	21 -- 5/1/2022	vs. Amarillo	RF	2	7	0	1-2	8-2	W, 9-5
26	Robbie Glendinning (3)	23 -- 5/4/2022	@ Springfield	LF	1	5	0	1-0	7-1	W, 13-3
27	Seuly Matias (4)	24 -- 5/5/2022	@ Springfield	LCF	0	5	1	1-1	2-4	W, 9-6
28	Brhet Bewley (1)	24 -- 5/5/2022	@ Springfield	LCF	0	6	0	1-0	3-5	W, 9-6
29	Tucker Bradley (2)	24 -- 5/5/2022	@ Springfield	RF	0	6	0	2-2	4-5	W, 9-6
30	Nick Loftin (3)	24 -- 5/5/2022	@ Springfield	LCF	1	7	1	1-1	9-5	W, 9-6

HOME RUN BREAKDOWN

[illegible]

INNING DISTRIBUTION

1st Inning	2nd Inning	3rd Inning	4th Inning	5th Inning	6th Inning	7th Inning	8th Inning	9th Inning	10th Inning	11th Inning
1	9	5	3	4	3	2	1	1	0	1

BACK-TO-BACK HOMERS (1)		2-HOMER GAMES (1)		3-HOMER GAMES (0)		GRAND SLAMS (2)	
PLAYERS	DATE/OPPONENT (INN.)	PLAYER (CAREER NO.)	DATE/OPPONENT	PLAYER (CAREER NO.)	DATE/OPPONENT	PLAYER (CAREER NO.)	DATE/OPPONENT (INN.)
Brhet Bewley & Tucker Bradley	5/5 @ Springfield (6th)	Sebastian Rivero (1st)	4/27 vs. Amarillo			Nick Loftin (2nd)	4/22 @ Frisco (2nd)
						Tucker Bradley (1st)	4/23 @ Frisco (5th)

LEADOFF HOMERS (0)		INSIDE-THE PARK HOMERS (0)		PINCH-HIT HOMERS (0)		WALK-OFF HOMERS (0)	
PLAYER (CAREER NO.)	DATE/OPPONENT	PLAYER (CAREER NO.)	DATE/OPPONENT (INN.)	PLAYER (CAREER NO.)	DATE/OPPONENT (INN.)	PLAYER (CAREER NO.)	DATE/OPPONENT

HOME RUN SITUATION	# OF	DATE OF LAST	BATTER ('22 HR #)	PITCHER	COUNT	RUNNERS ON	OUTS	INNING	SCORE @ HR	FINAL
GO-AHEAD HOME RUN	9	May 1 vs. Amarillo	Logan Porter (1)	Justin Vernia	0-1	1	2	▼ 2	3-1	W, 9-5
GAME-TYING HOME RUN	2	April 27 vs. Amarillo	Sebastian Rivero (1)	Slade Cecconi	0-1	0	0	▼ 3	2-2	W, 12-6

OPPOSING HOME RUN BREAKDOWN

BACK-TO-BACK HOMERS (1)		2-HOMER GAMES (2)		3-HOMER GAMES (0)		GRAND SLAMS (1)	
PLAYERS	DATE/OPPONENT (INN.)	PLAYER (CAREER NO.)	DATE/OPPONENT	PLAYER (CAREER NO.)	DATE/OPPONENT	PLAYER	DATE/OPPONENT (INN.)
Leandro Cedeño & Jorge Barrosa	5/1 vs. Amarillo (8th)	Dio Arias (1st)	4/21 @ Frisco			Justin Foscue	4/21 @ Frisco (3rd)
		Leandro Cedeño (4th)	4/30 vs. Amarillo				

LEADOFF HOMERS (1)		INSIDE-THE PARK HOMERS (0)		PINCH-HIT HOMERS (0)		WALK-OFF HOMERS (0)	
PLAYER	DATE/OPPONENT	PLAYER	DATE/OPPONENT (INN.)	PLAYER	DATE/OPPONENT (INN.)	PLAYER	DATE/OPPONENT
Jonathan Ornelas	4/24@ Frisco						



AFTER-INNING RECORDS

	LEADING	TRAILING	TIED
AFTER 1 INNING	5-1	1-6	5-6
AFTER 2 INNINGS	4-3	2-6	5-4
AFTER 3 INNINGS	7-4	3-7	2-1
AFTER 4 INNINGS	7-4	3-6	2-2
AFTER 5 INNINGS	10-2	2-8	0-2
AFTER 6 INNINGS	11-2	1-8	0-2
AFTER 7 INNINGS	11-1	0-10	1-1
AFTER 8 INNINGS	12-0	0-10	0-2

NATURALS BIG INNINGS

DATE	INNING	RUNS
1. 4/12 vs. Wichita	1st Inning	8
2. 4/27 vs. Amarillo	4th Inning	7
3. 5/4 @ Springfield	9th Inning	6
4. 5/5 @ Springfield	6th Inning	5
5/4 @ Springfield	3rd Inning	5
4/22 @ Frisco	3rd Inning	5
4/9 @ Springfield	8th Inning	5

SCORE BY INNINGS

	1	2	3	4	5	6	7	8	9	10	11+	TOTAL
Naturals	15	17	30	16	23	14	20	9	13	1	4	162
Opponents	12	22	23	11	19	18	19	14	8	2	5	153
Difference	3	-5	7	5	4	-4	1	-5	5	-1	-1	9

SCORE BY INNINGS v. SPRINGFIELD

	1	2	3	4	5	6	7	8	9	10	11+	TOTAL
Naturals	2	2	8	3	6	6	10	7	10	0	0	54
Cardinals	8	14	8	2	5	10	3	3	0	0	0	53
vs. Springfield Difference	-6	-12	0	1	1	-4	7	4	10	0	0	1

MULTI-RUN INNINGS

	2	3	4	5	6	7	8	9	10+	TOTAL
Naturals	17	7	7	4	1	1	1	-	-	38
Opponents	18	9	5	3	1	1	-	-	-	37

RECORD BY RUNS SCORED/ALLOWED

RUNS	0	1	2	3	4	5	6	7	8	9	10	11+
SCORED	0-0	0-2	0-2	0-1	1-0	0-6	0-0	1-0	3-0	2-0	0-0	5-1
ALLOWED	0-0	0-0	2-0	2-0	0-3	2-1	3-2	1-2	1-0	0-1	0-1	0-3

RECORD BY MARGIN OF VICTORY/DEFEAT

1 Run	2 Runs	3 Runs	4 Runs	5 Runs	6 Runs	7 Runs	8 Runs	9 Runs	10+ Runs
2-3	1-2	3-1	1-2	1-1	1-1	0-1	1-0	1-0	1-1

2022 WALK-OFF TRACKER

GAME #	DATE	OPPONENT	FINAL (INN.)	PLAYER	WINNING RUN	PITCHER	HOW	OUTS	COUNT
--------	------	----------	--------------	--------	-------------	---------	-----	------	-------

Bold Indicates Naturals Walk-off

2022 NATURALS EJECTIONS

DATE	INNING	WHO	WHY	UMPIRE
------	--------	-----	-----	--------

2022 NATURALS MONTH BY MONTH

HITTING

MONTH	AVG	G	AB	R	H	TB	2B	3B	HR	RBI	SB	CS	SO	BB	IBB	HBP	SAC	SF	GIDP	OBP	SLG	OPS
APRIL	.261	20	690	126	180	291	37	4	22	112	32	5	183	97	1	11	4	9	14	.357	.422	.779
MAY	.340	4	153	36	52	90	10	2	8	35	4	1	36	17	0	2	2	3	1	.406	.588	.994
JUNE																						
JULY																						
AUGUST																						
SEPTEMBER																						
TOTAL	.275	24	843	162	232	381	47	6	30	147	36	6	219	114	1	13	6	12	15	.366	.452	.818

PITCHING

MONTH	ERA	W	L	G	SHO	SV	IP	H	R	ER	BB	SO	2B	3B	HR	WP	HBP	BK	GIDP	TBF	AVG	WHIP
APRIL	5.98	9	11	20	0	3	179.0	194	127	119	87	158	35	3	25	17	11	1	17	810	.276	1.57
MAY	6.69	3	1	4	0	1	35.0	35	26	26	21	37	11	0	6	1	3	0	5	156	.269	1.60
JUNE																						
JULY																						
AUGUST																						
SEPTEMBER																						
TOTAL	6.10	12	12	24	0	4	214.0	229	153	145	108	195	46	3	31	18	14	1	22	966	.275	1.57



HOME/AWAY

Home Games.....	5-7
Away Games.....	7-5

MONTH

April.....	9-11
May.....	3-1
June.....	
July.....	
August.....	
September.....	

OPPONENT

vs. Amarillo.....	3-3
vs. Arkansas.....	
vs. Corpus Christi.....	
vs. Frisco.....	4-2
vs. Midland.....	
vs. San Antonio.....	
vs. Springfield.....	3-3
vs. Tulsa.....	
vs. Wichita.....	2-4

DAY OF THE WEEK

on Monday.....	
on Tuesday.....	1-3
on Wednesday.....	4-0
on Thursday.....	1-3
on Friday.....	3-1
on Saturday.....	1-3
on Sunday.....	2-2

PITCHING

vs. Left-Handed Starter.....	4-0
vs. Right-Handed Starter.....	8-12
WITH Left-Handed Starter.....	10-10
WITH Right-Handed Starter.....	2-2

SCORING

1-Run Games.....	2-3
2-Run Games.....	1-2
3-4-Run Games.....	4-3
5+ Run Games.....	5-4
Extra Innings.....	0-2
Shutouts.....	
Doubleheaders.....	
Scoring 0-2 Runs.....	0-4
3-5 Runs.....	1-7
6-9 Runs.....	6-0
10+ Runs.....	5-1
Opponent 0-2 Runs.....	2-0
3-5 Runs.....	5-3
6-9 Runs.....	5-5
10+ Runs.....	0-4
Scored in 1st Inning.....	5-1
Opponent scored in 1st.....	1-6
Scores first.....	9-4
Opponent scores first.....	3-8

HITTING

Naturals 0-5 hits.....	0-4
6-9 hits.....	3-6
10+ hits.....	9-2
Opponent 0-5 hits.....	1-0
6-9 hits.....	7-4
10+ hits.....	4-8
Hit 0 home runs.....	3-6
1 home run.....	3-4
2 home runs.....	1-1
3+ home runs.....	5-1
Opponent hit 0 home runs.....	2-3
1 home run.....	5-5
2 home runs.....	5-1
3+ home runs.....	0-3
Out-hit opponent.....	11-2
Out-hit by opponent.....	0-10
Hits are tied.....	1-0
Leave 0-5 runners on base.....	1-1
6-9 on base.....	8-9
10+ on base.....	3-2

FIELDING

Made 0 errors.....	9-6
1 error.....	2-2
2+ errors.....	1-4
Opponent made 0 errors.....	3-5
1 error.....	4-4
2+ errors.....	5-3

TEAM HIGHS

LONGEST WIN STREAK.....	3 Games.....	April 22-24
LONGEST LOSING STREAK.....	5 Games.....	April 14-19
LONGEST HOME WINNING STREAK.....	2 Games.....	April 12-13
LONGEST HOME LOSING STREAK.....	5 Games.....	April 14-17, 26
LONGEST ROAD WINNING STREAK.....	3 Games.....	April 22-24
LONGEST ROAD LOSING STREAK.....	3 Games.....	April 9-10, April 19
LARGEST MARGIN OF VICTORY.....	10 Runs.....	May 4 @ Springfield, 13-3 W
LARGEST MARGIN OF DEFEAT.....	10 Runs.....	April 21 @ Frisco, 12-2 L
LONGEST GAME, INNINGS.....	11 Innings.....	April 26 vs. Amarillo, 6-5 L
LONGEST GAME, TIME.....	3:55.....	April 8 @ Springfield, 11-8 W
LONGEST 9-INNING GAME, TIME (PRE-PITCH CLOCK).....	3:55.....	April 8 @ Springfield, 11-8 W
LONGEST 9-INNING GAME, TIME (POST-PITCH CLOCK).....	2:51.....	April 29 vs. Amarillo, 8-7 W
SHORTEST 9-INNING GAME, TIME.....	2:16.....	April 30 vs. Amarillo, 7-5 L
SHORTEST GAME, TIME.....	2:16.....	April 30 vs. Amarillo, 7-5 L
LARGEST COMEBACK WIN.....	4 Runs (2x).....	Last: After the 2nd inning, May 5 @ Springfield, 9-6 W
LARGEST MARGIN OF LEAD SURRENDERED.....	4 Runs.....	After the 4th inning, April 16 vs. Wichita, 6-5 L (10)
MOST ERRORS, TEAM.....	2 (5x).....	Last: May 3 @ Springfield, 12-5 L
MOST ERRORS, PLAYER.....	1 (14x).....	Last: Sebastian Rivero & Patrick Smith, May 3 @ Springfield, 12-5 L
LARGEST CROWD, HOME.....	5,857.....	April 30 vs. Amarillo, 7-5 L
SMALLEST CROWD, HOME.....	1,950.....	April 17 vs. Wichita, 5-1 L
LARGEST CROWD, ROAD.....	6,777.....	April 23 @ Frisco, 12-4 W
WARMEST FIRST PITCH.....	86°.....	April 20 @ Frisco, 7-2 W
COLDEST FIRST PITCH.....	42°.....	April 8 @ Springfield, 11-8 W

OFFENSIVE HIGHS

MOST RUNS SCORED, GAME.....	13.....	May 4 @ Springfield, 13-3 W
MOST RUNS SCORED, INNING.....	8.....	1st inning, April 12 vs. Wichita, 8-6 W
FEWEST HITS, GAME.....	2 (2x).....	Last: April 21 @ Frisco, 12-2 L
MOST HITS, GAME.....	17 (2x).....	May 5 @ Springfield, 9-6 W
MOST DOUBLES, GAME.....	5 (2x).....	Last: May 4 @ Springfield, 13-3 W
MOST TRIPLES, GAME.....	1 (6x).....	Last: May 5 @ Springfield, 9-6 W
MOST HOME RUNS, GAME.....	4.....	May 5 @ Springfield, 9-6 W
MOST RBI, GAME.....	13.....	May 4 @ Springfield, 13-3 W
MOST RUNNERS LOB, GAME.....	12.....	April 16 vs. Wichita, 6-5 L (10)
MOST TOTAL BASES, GAME.....	32.....	May 5 @ Springfield, 9-6 W
MOST WALKS, GAME.....	9 (3x).....	May 4 @ Springfield, 13-3 W
MOST STRIKEOUTS, GAME.....	15.....	April 14 vs. Wichita, 7-1 L
FEWEST STRIKEOUTS, GAME.....	5.....	April 15 vs. Wichita, 4-2 L
MOST STOLEN BASES, GAME.....	4 (3x).....	Last: April 28 vs. Amarillo, 9-5 L
MOST HIT BY PITCHES.....	3.....	April 27 vs. Amarillo, 12-6 W

INDIVIDUAL OFFENSIVE HIGHS

MOST RUNS, GAME.....	4, Maikel Garcia ^.....	April 8 @ Springfield, 11-8 W
MOST HITS, GAME.....	4, Maikel Garcia.....	May 1 vs. Amarillo, 9-5 W
MOST DOUBLES, GAME.....	3, Nick Loftin ^.....	May 4 @ Springfield, 13-3 W
MOST TRIPLES, GAME.....	1 (6x).....	Last: Nick Loftin, May 5 @ Springfield, 9-6 W
MOST HOME RUNS, GAME.....	2, Sebastian Rivero.....	April 27 vs. Amarillo, 12-6 W
MOST RBI, GAME.....	5, Nick Loftin.....	April 22 @ Frisco, 11-2 W
MOST WALKS, GAME.....	3 (4x).....	Last: Seuly Matias, May 4 @ Springfield, 13-3 W
MOST STRIKEOUTS, GAME.....	3 (8x).....	Last: Seuly Matias, May 1 vs. Amarillo, 9-5 W
MOST STOLEN BASES, GAME.....	2 (6x).....	Last: Tucker Bradley, April 24 @ Frisco, 4-3 W
MOST HIT BY PITCHES, GAME.....	2, Nick Loftin.....	April 27 vs. Amarillo, 12-6 W

PITCHING HIGHS

MOST RUNS ALLOWED, GAME.....	14.....	April 9 @ Springfield, 14-11 L
MOST RUNS ALLOWED, INNING.....	7.....	3rd inning, April 21 @ Frisco, 12-2 L
FEWEST HITS ALLOWED, GAME.....	4.....	April 12 vs. Wichita, 8-6 W
MOST HITS ALLOWED, GAME.....	16.....	April 16 vs. Wichita, 6-5 L (10)
FEWEST STRIKEOUTS, GAME.....	0 ^.....	April 10 @ Springfield, 10-5 L
MOST STRIKEOUTS, GAME.....	15.....	April 13 vs. Wichita, 8-5 W
FEWEST WALKS ALLOWED, GAME.....	2 (6x).....	Last: May 4 @ Springfield, 13-3 W
MOST WALKS ALLOWED, GAME.....	13 ^.....	May 3 @ Springfield, 12-5 L
MOST HOME RUNS ALLOWED, GAME.....	3 (3x).....	Last: April 30 vs. Amarillo, 7-5 L

INDIVIDUAL PITCHING HIGHS

MOST RUNS ALLOWED, GAME.....	8, Zack Phillips.....	April 9 @ Springfield, 14-11 L
MOST EARNED RUNS ALLOWED, GAME.....	8, Zack Phillips.....	April 9 @ Springfield, 14-11 L
FEWEST HITS ALLOWED, GAME (STARTER).....	0, Anthony Veneziano (0.2 IP).....	April 9 @ Springfield, 14-11 L
MOST HITS ALLOWED, GAME.....	8, Anthony Veneziano.....	April 21 @ Frisco, 12-2 L
MOST HOME RUNS ALLOWED, GAME.....	3, Alec Marsh.....	April 30 vs. Amarillo, 7-5 L
MOST STRIKEOUTS.....	9, Alec Marsh.....	April 13 vs. Wichita, 8-5 W
MOST WALKS ALLOWED, GAME.....	5, Anthony Veneziano.....	April 9 @ Springfield, 14-11 L
MOST INNINGS PITCHED, STARTER.....	6.0 (2x).....	Last: Marcelo Martinez, May 4 @ Springfield, 13-3 W
MOST PITCHES THROWN, STARTER.....	85 (2x).....	Last: Marcelo Martinez, May 4 @ Springfield, 13-3 W
MOST INNINGS PITCHED, RELIEVER.....	4.0 (2x).....	Last: Zack Phillips, April 21 @ Frisco, 12-2 L
MOST PITCHES THROWN, RELIEVER.....	65, Dante Biasi.....	April 12 vs. Wichita, 8-6 W

^ Indicates All-Time Naturals Record Tied

* Indicates All-Time Naturals Record Set



16

GAME-BY-GAME STARTERS (BY POSITION)

[illegible]



17

GAME-BY-GAME STARTERS (BY LINEUP)



DATE	OPPONENT	RESULT	1	2	3	4	5	6	7	8	9
4/8	at Springfield	W, 11-8	Maikel Garcia	Nick Loftin	Michael Massey	Seuly Matias	Sebastian Rivero	Robbie Glendinning	Nate Eaton	Jake Means	John Rave
4/9	at Springfield	L, 14-11	Maikel Garcia	Nick Loftin	Michael Massey	Seuly Matias	Sebastian Rivero	Robbie Glendinning	Nate Eaton	Logan Porter	John Rave
4/10	at Springfield	L, 10-5	Maikel Garcia	John Rave	Michael Massey	Seuly Matias	Nate Eaton	Ryan Grotjohn	Jake Means	Tyler Cropley	Tucker Bradley
4/12	WICHITA	W, 8-6	Maikel Garcia	Nick Loftin	Michael Massey	Seuly Matias	Sebastian Rivero	John Rave	Nate Eaton	Jake Means	Tucker Bradley
4/13	WICHITA	W, 8-5	Maikel Garcia	Nick Loftin	Michael Massey	Seuly Matias	Sebastian Rivero	John Rave	Robbie Glendinning	Logan Porter	Tucker Bradley
4/14	WICHITA	L, 7-1	Maikel Garcia	Nick Loftin	John Rave	Jake Means	Sebastian Rivero	Nate Eaton	Robbie Glendinning	Logan Porter	Ryan Grotjohn
4/15	WICHITA	L, 4-2	Maikel Garcia	Nick Loftin	Michael Massey	Seuly Matias	Nate Eaton	Jake Means	Robbie Glendinning	Tyler Cropley	Tucker Bradley
4/16	WICHITA	L, 6-5 (10)	Nick Loftin	John Rave	Michael Massey	Jake Means	Sebastian Rivero	Nate Eaton	Ryan Grotjohn	Logan Porter	Tucker Bradley
4/17	WICHITA	L, 5-1	Maikel Garcia	John Rave	Michael Massey	Seuly Matias	Nate Eaton	Robbie Glendinning	Logan Porter	Tyler Cropley	Tucker Bradley
4/19	at Frisco	L, 4-3	Maikel Garcia	Nick Loftin	Michael Massey	Seuly Matias	Sebastian Rivero	Nate Eaton	Robbie Glendinning	Jake Means	John Rave
4/20	at Frisco	W, 7-2	Maikel Garcia	Nick Loftin	Michael Massey	Seuly Matias	Sebastian Rivero	Nate Eaton	Robbie Glendinning	Logan Porter	Jake Means
4/21	at Frisco	L, 12-2	Maikel Garcia	Nick Loftin	Michael Massey	Seuly Matias	John Rave	Robbie Glendinning	Logan Porter	Jake Means	Tucker Bradley
4/22	at Frisco	W, 11-2	Maikel Garcia	Nick Loftin	Michael Massey	Seuly Matias	Nate Eaton	Sebastian Rivero	Robbie Glendinning	Logan Porter	Jake Means
4/23	at Frisco	W, 12-4	Maikel Garcia	Nick Loftin	Michael Massey	Robbie Glendinning	John Rave	Sebastian Rivero	Nate Eaton	Jake Means	Tucker Bradley
4/24	at Frisco	W, 4-3	Nick Loftin	John Rave	Michael Massey	Seuly Matias	Robbie Glendinning	Nate Eaton	Logan Porter	Jake Means	Tucker Bradley
4/26	AMARILLO	L, 6-5 (11)	Maikel Garcia	Nick Loftin	Michael Massey	Seuly Matias	Sebastian Rivero	Nate Eaton	Robbie Glendinning	Jake Means	Nate Eaton
4/27	AMARILLO	W, 12-6	Maikel Garcia	Nick Loftin	Michael Massey	Seuly Matias	John Rave	Sebastian Rivero	Nate Eaton	Logan Porter	Tucker Bradley
4/28	AMARILLO	L, 9-5	Maikel Garcia	Nick Loftin	Michael Massey	Seuly Matias	Nate Eaton	Sebastian Rivero	Robbie Glendinning	Jake Means	Tucker Bradley
4/29	AMARILLO	W, 8-7	Maikel Garcia	Nick Loftin	Michael Massey	Robbie Glendinning	Nate Eaton	John Rave	Logan Porter	Jake Means	Tucker Bradley
4/30	AMARILLO	L, 7-5	Maikel Garcia	Nick Loftin	Michael Massey	John Rave	Nate Eaton	Sebastian Rivero	Logan Porter	Ryan Grotjohn	Tucker Bradley
5/1	AMARILLO	W, 9-5	Maikel Garcia	Nick Loftin	Michael Massey	Seuly Matias	John Rave	Robbie Glendinning	Logan Porter	Jake Means	Tucker Bradley
5/4	at Springfield	L, 12-5	Maikel Garcia	Nick Loftin	Michael Massey	Nate Eaton	Sebastian Rivero	Robbie Glendinning	Robbie Glendinning	Jake Means	John Rave
5/4	at Springfield	W, 13-3	Maikel Garcia	Nick Loftin	Michael Massey	Seuly Matias	Nate Eaton	Sebastian Rivero	Robbie Glendinning	Logan Porter	John Rave
5/5	at Springfield	W, 9-6	Maikel Garcia	Nick Loftin	Robbie Glendinning	Seuly Matias	Nate Eaton	Logan Porter	Jake Means	Brihet Bewley	Tucker Bradley
5/6	at Springfield										
5/7	at Springfield										
5/8	at Springfield										
5/10	WICHITA										
5/11	WICHITA										
5/12	WICHITA										
5/13	WICHITA										
5/14	WICHITA										
5/15	WICHITA										
5/17	at Arkansas										
5/18	at Arkansas										
5/19	at Arkansas										
5/20	at Arkansas										
5/21	at Arkansas										
5/22	at Arkansas										
5/24	at Midland										
5/25	at Midland										
5/26	at Midland										
5/27	at Midland										
5/28	at Midland										
5/29	at Midland										
5/31	CORPUS CHRISTI										
6/1	CORPUS CHRISTI										
6/2	CORPUS CHRISTI										
6/3	CORPUS CHRISTI										
6/4	CORPUS CHRISTI										
6/5	CORPUS CHRISTI										
6/7	at Tulsa										
6/8	at Tulsa										
6/9	at Tulsa										
6/10	at Tulsa										
6/11	at Tulsa										
6/12	at Tulsa										
6/14	ARKANSAS										
6/15	ARKANSAS										
6/16	ARKANSAS										
6/17	ARKANSAS										
6/18	ARKANSAS										
6/19	ARKANSAS										
6/21	SPRINGFIELD										
6/22	SPRINGFIELD										
6/23	SPRINGFIELD										
6/24	SPRINGFIELD										
6/25	SPRINGFIELD										
6/26	SPRINGFIELD										
6/28	at Amarillo										
6/29	at Amarillo										
6/30	at Amarillo										
7/1	at Amarillo										
7/2	at Amarillo										
7/3	at Amarillo										
7/4	TULSA										
7/6	TULSA										
7/7	TULSA										
7/8	TULSA										
7/9	TULSA										
7/10	TULSA										
7/12	at Corpus Christi										
7/13	at Corpus Christi										
7/14	at Corpus Christi										
7/15	at Corpus Christi										
7/16	at Corpus Christi										
7/17	at Corpus Christi										
7/22	SPRINGFIELD										
7/23	SPRINGFIELD										
7/24	SPRINGFIELD										
7/26	at Wichita										
7/27	at Wichita										
7/28	at Wichita										
7/29	at Wichita										
7/30	at Wichita										
7/31	at Wichita										
8/2	TULSA										
8/3	TULSA										
8/4	TULSA										
8/5	TULSA										
8/6	TULSA										
8/7	TULSA										
8/9	at Arkansas										
8/10	at Arkansas										
8/11	at Arkansas										
8/12	at Arkansas										
8/13	at Arkansas										
8/14	at Arkansas										
8/16	SAN ANTONIO										
8/17	SAN ANTONIO										
8/18	SAN ANTONIO										
8/19	SAN ANTONIO										
8/20	SAN ANTONIO										
8/21	SAN ANTONIO										
8/23	SPRINGFIELD										
8/24	SPRINGFIELD										
8/25	SPRINGFIELD										
8/26	SPRINGFIELD										
8/27	SPRINGFIELD										
8/28	SPRINGFIELD										
8/30	at Tulsa										
8/31	at Tulsa										
9/1	at Tulsa										
9/2	at Tulsa										
9/3	at Tulsa										
9/4	at Tulsa										
9/6	at Wichita										
9/7	at Wichita										
9/8	at Wichita										
9/9	at Wichita										
9/10	at Wichita										
9/11	at Wichita										
9/13	FRISCO										
9/14	FRISCO										
9/15	FRISCO										
9/16	FRISCO										
9/17	FRISCO										
9/18	FRISCO										



LF

John Rave, 12 (6-6)
Tucker Bradley, 9 (4-5)
Nate Eaton, 3 (2-1)

CF

Nick Loftin, 18 (9-9)
John Rave, 6 (3-3)

RF

Seuly Matias, 16 (8-8)
Tucker Bradley, 4 (3-1)
Nate Eaton, 3 (1-2)
John Rave, 1 (0-1)

SS

Maikel Garcia, 22 (11-11)
Nate Eaton, 1 (1-0)
Ryan Grotjohn, 1 (0-1)

2B

Michael Massey, 20 (11-9)
Ryan Grotjohn, 3 (0-3)
Brhet Bewley, 1 (1-0)

3B

Nate Eaton, 12 (5-8)
Jake Means, 6 (4-2)
Robbie Glendinning, 5 (3-2)

SP

Drew Parrish, 5 (3-2)
Anthony Veneziano, 5 (1-4)
Alec Marsh, 4 (2-2)
Ángel Zerpa, 4 (1-3)
Dante Biasi, 3 (3-0)
Asa Lacy, 2 (1-1)
Marcelo Martinez, 1 (1-0)

1B

Jake Means, 11 (4-7)
Robbie Glendinning, 8 (5-3)
Logan Porter, 5 (3-2)

DH

Robbie Glendinning, 6 (2-4)
Logan Porter, 5 (2-3)
Nick Loftin, 3 (2-1)
Seuly Matias, 3 (2-1)
Nate Eaton, 2 (2-0)
Tucker Bradley, 2 (1-1)
Michael Massey, 2 (0-2)
John Rave, 1 (1-0)

C

Sebastian Rivero, 16 (8-8)
Logan Porter, 5 (4-1)
Tyler Cropley, 3 (0-3)

1

Maikel Garcia, 22 (11-11)
Nick Loftin, 2 (1-1)

2

Nick Loftin, 20 (11-9)
John Rave, 4 (1-3)

3

Michael Massey, 22 (11-11)
Robbie Glendinning, 1 (1-0)
John Rave, 1 (0-1)

4

Seuly Matias, 19 (10-9)
Robbie Glendinning, 2 (2-0)
Nate Eaton, 1 (0-1)
Jake Means, 1 (0-1)
John Rave, 1 (0-1)

5

Sebastian Rivero, 10 (5-5)
Nate Eaton, 9 (3-6)
John Rave, 4 (3-1)
Robbie Glendinning, 1 (1-0)

6

Sebastian Rivero, 7 (4-3)
Nate Eaton, 5 (2-3)
John Rave, 4 (3-1)
Robbie Glendinning, 5 (2-3)
Logan Porter, 1 (1-0)
Ryan Grotjohn, 1 (0-1)
Jake Means, 1 (0-1)

7

Robbie Glendinning, 10 (4-6)
Nate Eaton, 5 (4-1)
Logan Porter, 6 (3-3)
Jake Means, 2 (1-1)
Ryan Grotjohn, 1 (0-1)

8

Jake Means, 11 (6-5)
Logan Porter, 8 (5-3)
Tyler Cropley, 3 (0-3)
Brhet Bewley, 1 (1-0)
Ryan Grotjohn, 1 (0-1)

9

Tucker Bradley, 15 (8-7)
John Rave, 6 (3-3)
Jake Means, 1 (1-0)
Nate Eaton, 1 (0-1)
Ryan Grotjohn, 1 (0-1)



PLAYER	GS	POSITION										BATTING ORDER								
		C	1B	2B	3B	SS	LF	CF	RF	OF	DH	1ST	2ND	3RD	4TH	5TH	6TH	7TH	8TH	9TH
Michael Massey	22			20							2			22						
Maikel Garcia	22					22						22								
Nate Eaton	22				13	1	3		3	6	2	1				10	5	5		1
Nick Loftin	21							18		18	3	2	19							
John Rave	20						12	6	1	19	1	4	1	1	4	4				6
Seuly Matias	19								16	16	3			19						
Robbie Glendinning	19		8		5						6			1	2	1	5	10		
Jake Means	17		11		6										2		1	2	11	1
Sebastian Rivero	16	16														9	7			
Tucker Bradley	15						9		4	13	2									15
Logan Porter	15	5	5								5						1	6	8	
Ryan Grotjohn	4			3		1											1	1	1	1
Tyler Cropley	3	3																	3	
Brhet Bewley	1			1															1	

OUTFIELD ASSISTS

TUCKER BRADLEY	LF	2
	RF	1
NATE EATON	LF	1
NICK LOFTIN	CF	1
SEULY MATIAS	RF	1

OF LINEUP COMBOS

24 games, 24 unique lineup combinations used

MOST USED LINEUP (TBD)

PLAYER	Pos.
1	
2	
3	
4	
5	
6	
7	
8	
9	

CATCHER PITCHING STATS

CATCHERS	W	L	ERA	GS	SV	IP	H	R	ER	HR	HB	BB	IBB	SO	WHIP	AVG	WP	GDP	TBF	SB	CS	ATT	%CS	PB
Sebastian Rivero	8	8	5.88	16	1	147.0	150	103	96	18	9	80	2	138	1.56	.264	14	16	665	23	1	24	4.2%	1
Logan Porter	4	1	6.75	5	3	44.0	53	33	33	8	4	17	0	46	1.59	.312	2	5	196	7	2	9	22.2%	0
Tyler Cropley	0	3	6.26	3	0	23.0	26	17	16	5	1	11	0	11	1.61	.248	2	1	105	8	0	8	0.0%	0



GM #	APRIL	OPPONENT	SCORE	RECORD	Pos./G+/-	WIN	LOSS	SAVE	TEMP.	1ST PITCH	TIME	ATT.	HOME ATT.	NATURALS				OPPONENT			
														R	H	E	LO	R	H	E	LO
1	4/8	at Springfield	W, 11-8	1 - 0	T-1st/+1.0	Á. Sotillet (1-0)	G. Black (0-1)	-	42°	6:41 PM	3:55	3,682		11	12	0	10	8	8	4	10
2	4/9	at Springfield	L, 14-11	1 - 1	T-2nd/-1.0	J. Quezada (1-0)	A. Veneziano (0-1)	F. Pacheco (1)	63°	5:37 PM	3:47	3,037		11	15	2	10	14	13	2	10
3	4/10	at Springfield	L, 10-5	1 - 2	T-3rd/-2.0	M. Brettell (1-0)	A. Zerpa (0-1)	-	79°	1:38 PM	2:43	2,760		5	7	2	6	10	12	1	6
4	4/12	WICHITA	W, 8-6	2 - 2	T-3rd/-1.0	D. Biasi (1-0)	B. Lawson (0-1)	Á. Sotillet (1)	72°	7:04 PM	3:04	4,032	4,032	8	8	0	6	6	6	2	9
5	4/13	WICHITA	W, 8-5	3 - 2	2nd/-1.0	C. Cosby (1-0)	A. Scherff (0-1)	-	53°	7:05 PM	2:48	2,590	6,622	8	12	0	7	5	7	2	4
6	4/14	WICHITA	L, 7-1	3 - 3	3rd/-1.0	L. Varland (1-0)	D. Parrish (0-1)	-	64°	7:04 PM	3:03	2,655	9,277	1	5	0	7	7	7	0	7
7	4/15	WICHITA	L, 4-2	3 - 4	3rd/-2.0	S. Woods Richardson (1-0)	A. Veneziano (0-2)	A. Schulfer (1)	73°	7:05 PM	2:25	4,404	13,681	2	5	0	6	4	9	1	9
8	4/16	WICHITA	L, 6-5 (10)	3 - 5	T-4th/-2.5	A. Angulo (1-0)	Z. Willeman (0-1)	S. Klimek (1)	55°	6:05 PM	3:25	3,003	16,684	5	6	2	12	6	16	4	11
9	4/17	WICHITA	L, 5-1	3 - 6	5th/-3.0	T. Viza (1-0)	A. Lacy (0-1)	-	52°	2:05 PM	2:37	1,950	18,634	1	10	1	9	5	7	0	5
10	4/19	at Frisco	L, 4-3	3 - 7	5th/-4.0	S. Nordlin (2-1)	A. Marsh (0-1)	C. Lee (3)	70°	6:37 PM	2:37	2,162		3	2	0	7	4	9	1	10
11	4/20	at Frisco	W, 7-2	4 - 7	T-4th/-4.0	D. Parrish (1-1)	A. Weems (0-1)	-	86°	6:37 PM	2:27	2,324		7	10	1	7	2	4	0	6
12	4/21	at Frisco	L, 12-2	4 - 8	5th/-4.0	N.Starr (1-0)	A. Veneziano (0-3)	-	82°	6:37 PM	2:26	3,939		2	2	0	7	12	13	1	3
13	4/22	at Frisco	W, 11-2	5 - 8	T-4th/-4.0	A. Zerpa (1-1)	C. Bradford (1-1)	-	84°	6:36 PM	2:30	6,222		11	8	0	4	2	8	1	10
14	4/23	at Frisco	W, 12-4	6 - 8	4th/-4.0	W. Pennington (1-0)	J. Leiter (0-1)	-	82°	6:40 PM	2:39	6,777		12	12	2	7	4	10	2	8
15	4/24	at Frisco	W, 4-3	7 - 8	4th/-3.0	Y. Del Rosario (1-0)	C. Ragans (0-1)	Á. Sotillet (2)	75°	4:16 PM	2:21	3,208		4	9	0	9	3	6	1	6
16	4/26	AMARILLO	L, 6-5 (11)	7 - 9	T-4th/-3.0	J. Garcia (1-0)	W. Pennington (1-1)	B. Rogers (1)	55°	11:06 AM	3:02	3,702	22,336	6	10	0	8	5	9	1	9
17	4/27	AMARILLO	W, 12-6	8 - 9	4th/-3.0	A. Veneziano (1-3)	S. Cecconi (0-1)	-	68°	7:05 PM	2:28	3,073	25,409	12	15	0	9	6	11	2	7
18	4/28	AMARILLO	L, 9-5	8 - 10	4th/-3.0	K. Curtis (1-1)	Z. Willeman (0-2)	-	64°	7:04 PM	2:38	3,100	28,509	5	8	0	6	9	13	1	4
19	4/29	AMARILLO	W, 8-7	9 - 10	T-3rd/-3.0	W. Pennington (2-1)	D. Olivero (0-1)	J. Dipoto (1)	74°	7:05 PM	2:51	4,890	33,399	8	17	1	9	7	15	0	11
20	4/30	AMARILLO	L, 7-5	9 - 11	T-3rd/-3.0	B. Pfaadt (1-1)	H. Capps (0-1)	B. Workman (1)	72°	6:06 PM	2:16	5,857	39,256	5	8	0	4	7	10	0	5

APRIL Hitting Results: .261/.357/.422 (180-for-690), 37 2B, 22 HR, 126 R, 97 BB, 32 SB // APRIL Pitching Results: 9-11, 5.98 ERA (119 ER in 179.0 IP), 3/5 SV, 194 H, 25 HR, 87 BB, 158 K, .276 AVG

GM #	MAY	OPPONENT	SCORE	RECORD	Pos./G+/-	WIN	LOSS	SAVE	TEMP.	1ST PITCH	TIME	ATT.	HOME ATT.	NATURALS				OPPONENT			
														R	H	E	LO	R	H	E	LO
21	5/1	AMARILLO	W, 9-5	10 - 11	3rd/-3.0	D. Parrish (2-1)	J. Vernia (0-1)	-	70°	2:04 PM	2:32	5,348	44,604	9	12	0	7	5	11	0	7
22	5/3	at Springfield	L, 12-5	10 - 12	T-3rd/-3.5	D. Roach (2-1)	A. Veneziano (1-3)	-	52°	6:37 PM	2:49	3,701		5	8	2	7	12	10	2	10
23	5/4	at Springfield	W, 13-3	11 - 12	T-3rd/-3.0	M. Martinez (1-0)	K. Leahy (0-4)	-	55°	7:34 PM	2:33	3,131		13	15	0	10	3	6	1	4
24	5/5	at Springfield	W, 9-6	12 - 12	3rd/-2.5	Y. Del Rosario (2-0)	G. Black (1-3)	W. Pennington (1)	61°	6:36 PM	2:42	3,125		9	17	0	12	6	8	1	4
25	5/6	at Springfield																			
26	5/7	at Springfield																			
27	5/8	at Springfield																			
28	5/10	WICHITA																			
29	5/11	WICHITA																			
30	5/12	WICHITA																			
31	5/13	WICHITA																			
32	5/14	WICHITA																			
33	5/15	WICHITA																			
34	5/17	at Arkansas																			
35	5/18	at Arkansas																			
36	5/19	at Arkansas																			
37	5/20	at Arkansas																			
38	5/21	at Arkansas																			
39	5/22	at Arkansas																			
40	5/24	at Midland																			
41	5/25	at Midland																			
42	5/26	at Midland																			
43	5/27	at Midland																			
44	5/28	at Midland																			
45	5/29	at Midland																			
46	5/31	CORPUS CHRISTI																			

MAY Hitting Results: TBD // MAY Pitching Results: TBD

GM #	JUNE	OPPONENT	SCORE	RECORD	Pos./G+/-	WIN	LOSS	SAVE	TEMP.	1ST PITCH	TIME	ATT.	HOME ATT.	NATURALS				OPPONENT			
														R	H	E	LO	R	H	E	LO
47	6/1	CORPUS CHRISTI																			
48	6/2	CORPUS CHRISTI																			
49	6/3	CORPUS CHRISTI																			
50	6/4	CORPUS CHRISTI																			
51	6/5	CORPUS CHRISTI																			
52	6/7	at Tulsa																			
53	6/8	at Tulsa																			
54	6/9	at Tulsa																			
55	6/10	at Tulsa																			
56	6/11	at Tulsa																			
57	6/12	at Tulsa																			
58	6/14	ARKANSAS																			
59	6/15	ARKANSAS																			
60	6/16	ARKANSAS																			
61	6/17	ARKANSAS																			
62	6/18	ARKANSAS																			
63	6/19	ARKANSAS																			
64	6/21	SPRINGFIELD																			
65	6/22	SPRINGFIELD																			
66	6/23	SPRINGFIELD																			
67	6/24	SPRINGFIELD																			
68	6/25	SPRINGFIELD																			
69	6/26	SPRINGFIELD																			

1ST HALF Hitting Results: TBD // 1ST HALF Pitching Results: TBD



GM #	JUNE	OPPONENT	SCORE	RECORD	Pos./G+/-	WIN	LOSS	SAVE	TEMP.	1ST PITCH	TIME	ATT.	HOME ATT.	NATURALS				OPPONENT			
														R	H	E	LO	R	H	E	LO
70	6/28	at Amarillo																			
71	6/29	at Amarillo																			
72	6/30	at Amarillo																			
JUNE Hitting Results: TBD // JUNE Pitching Results: TBD																					
GM #	JULY	OPPONENT	SCORE	RECORD	Pos./G+/-	WIN	LOSS	SAVE	TEMP.	1ST PITCH	TIME	ATT.	HOME ATT.	NATURALS				OPPONENT			
														R	H	E	LO	R	H	E	LO
73	7/1	at Amarillo																			
74	7/2	at Amarillo																			
75	7/3	at Amarillo																			
76	7/4	TULSA																			
77	7/6	TULSA																			
78	7/7	TULSA																			
79	7/8	TULSA																			
80	7/9	TULSA																			
81	7/10	TULSA																			
82	7/12	at Corpus Christi																			
83	7/13	at Corpus Christi																			
84	7/14	at Corpus Christi																			
85	7/15	at Corpus Christi																			
86	7/16	at Corpus Christi																			
87	7/17	at Corpus Christi																			
88	7/22	SPRINGFIELD																			
89	7/23	SPRINGFIELD																			
90	7/24	SPRINGFIELD																			
91	7/26	at Wichita																			
92	7/27	at Wichita																			
93	7/28	at Wichita																			
94	7/29	at Wichita																			
95	7/30	at Wichita																			
96	7/31	at Wichita																			
JULY Hitting Results: TBD // JULY Pitching Results: TBD																					
GM #	AUGUST	OPPONENT	SCORE	RECORD	Pos./G+/-	WIN	LOSS	SAVE	TEMP.	1ST PITCH	TIME	ATT.	HOME ATT.	NATURALS				OPPONENT			
														R	H	E	LO	R	H	E	LO
97	8/2	TULSA																			
98	8/3	TULSA																			
99	8/4	TULSA																			
100	8/5	TULSA																			
101	8/6	TULSA																			
102	8/7	TULSA																			
103	8/9	at Arkansas																			
104	8/10	at Arkansas																			
105	8/11	at Arkansas																			
106	8/12	at Arkansas																			
107	8/13	at Arkansas																			
108	8/14	at Arkansas																			
109	8/16	SAN ANTONIO																			
110	8/17	SAN ANTONIO																			
111	8/18	SAN ANTONIO																			
112	8/19	SAN ANTONIO																			
113	8/20	SAN ANTONIO																			
114	8/21	SAN ANTONIO																			
115	8/23	SPRINGFIELD																			
116	8/24	SPRINGFIELD																			
117	8/25	SPRINGFIELD																			
118	8/26	SPRINGFIELD																			
119	8/27	SPRINGFIELD																			
120	8/28	SPRINGFIELD																			
121	8/30	at Tulsa																			
122	8/31	at Tulsa																			
AUGUST Hitting Results: TBD // AUGUST Pitching Results: TBD																					
GM #	SEPTEMBER	OPPONENT	SCORE	RECORD	Pos./G+/-	WIN	LOSS	SAVE	TEMP.	1ST PITCH	TIME	ATT.	HOME ATT.	NATURALS				OPPONENT			
														R	H	E	LO	R	H	E	LO
123	9/1	at Tulsa																			
124	9/2	at Tulsa																			
125	9/3	at Tulsa																			
126	9/4	at Tulsa																			
127	9/6	at Wichita																			
128	9/7	at Wichita																			
129	9/8	at Wichita																			
130	9/9	at Wichita																			
131	9/10	at Wichita																			
132	9/11	at Wichita																			
133	9/13	FRISCO																			
134	9/14	FRISCO																			
135	9/15	FRISCO																			
136	9/16	FRISCO																			
137	9/17	FRISCO																			
138	9/18	FRISCO																			
SEPTEMBER Hitting Results: TBD // SEPTEMBER Pitching Results: TBD																					
2ND HALF Hitting Results: TBD // 2ND HALF Pitching Results: TBD																					



22

GAME-BY-GAME PITCHING



DATE	OPPONENT	RESULT	IP	H	R	ER	BB	SO	2B	3B	HR	AVG	WHIP	WP	BK	HB	GIDP	IBB	TBF	SV	ERA (SEASON)
4/8	at Springfield	W, 11-8	9.0	8	8	8	9	6	3	0	2	(.229)	(1.89)	2	0	1	0	0	45	0	8.00
4/9	at Springfield	L, 14-11	8.0	13	14	12	12	5	2	0	1	(.361)	(3.13)	1	0	0	2	0	48	0	10.59
4/10	at Springfield	L, 10-5	8.0	12	10	10	3	0	3	0	3	(.333)	(1.88)	2	0	1	0	0	40	0	10.80
4/12	WICHITA	W, 8-6	9.0	6	6	6	5	13	0	0	0	(.171)	(1.22)	2	0	2	0	0	42	1	9.53
4/13	WICHITA	W, 8-5	9.0	7	5	5	3	15	2	0	2	(.212)	(1.11)	1	0	0	1	0	36	0	8.58
4/14	WICHITA	L, 7-1	9.0	7	7	7	5	9	3	1	1	(.206)	(1.33)	0	0	2	0	0	41	0	8.31
4/15	WICHITA	L, 4-2	9.0	9	4	4	6	4	1	1	1	(.265)	(1.67)	0	0	0	1	0	40	0	7.67
4/16	WICHITA	L, 6-5 (10)	10.0	16	6	4	2	9	0	0	0	(.372)	(1.80)	0	0	0	2	0	46	0	7.10
4/17	WICHITA	L, 5-1	9.0	7	5	4	3	8	1	0	2	(.206)	(1.11)	0	0	0	0	0	37	0	6.75
4/19	at Frisco	L, 4-3	8.0	9	4	4	6	7	1	0	0	(.300)	(1.88)	1	0	0	1	0	38	0	6.55
4/20	at Frisco	W, 7-2	9.0	4	2	1	4	6	1	0	1	(.133)	(0.89)	1	0	1	2	0	35	0	6.03
4/21	at Frisco	L, 12-2	8.0	13	12	12	2	6	3	0	3	(.382)	(1.88)	0	0	2	1	0	39	0	6.60
4/22	at Frisco	W, 11-2	9.0	8	2	2	4	9	0	0	1	(.235)	(1.33)	1	0	0	0	0	39	0	6.24
4/23	at Frisco	W, 12-4	9.0	10	4	3	3	7	2	0	2	(.286)	(1.44)	0	0	0	0	0	39	0	6.00
4/24	at Frisco	W, 4-3	9.0	6	3	3	3	9	3	0	1	(.194)	(1.00)	0	0	1	1	0	36	1	5.80
4/26	AMARILLO	L, 6-5 (11)	11.0	10	6	5	3	12	1	0	0	(.244)	(1.18)	2	0	0	1	1	45	0	5.66
4/27	AMARILLO	W, 12-6	9.0	11	6	6	2	6	2	0	1	(.297)	(1.44)	2	0	0	0	0	40	0	5.68
4/28	AMARILLO	L, 9-5	9.0	13	9	9	4	5	3	1	1	(.361)	(1.89)	0	1	0	2	1	40	0	5.87
4/29	AMARILLO	W, 8-7	9.0	15	7	7	6	11	2	0	0	(.395)	(2.33)	2	0	0	2	0	45	1	5.93
4/30	AMARILLO	L, 7-5	9.0	10	7	7	2	11	2	0	3	(.278)	(1.33)	0	0	1	1	0	39	0	5.98
5/1	AMARILLO	W, 9-5	9.0	11	5	5	2	8	3	0	2	(.324)	(1.44)	0	0	1	0	0	39	0	5.94
5/3	at Springfield	L, 12-5	8.0	10	12	12	13	8	4	0	1	(.323)	(2.88)	0	0	2	3	0	46	0	6.24
5/4	at Springfield	W, 13-3	9.0	6	3	3	2	9	0	0	1	(.188)	(0.89)	1	0	0	1	0	34	0	6.10
5/5	at Springfield	W, 9-6	9.0	8	6	6	4	12	4	0	2	(.242)	(1.33)	0	0	0	1	0	37	1	6.10
5/6	at Springfield																				
5/7	at Springfield																				
5/8	at Springfield																				
5/10	WICHITA																				
5/11	WICHITA																				
5/12	WICHITA																				
5/13	WICHITA																				
5/14	WICHITA																				
5/15	WICHITA																				
5/17	at Arkansas																				
5/18	at Arkansas																				
5/19	at Arkansas																				
5/20	at Arkansas																				
5/21	at Arkansas																				
5/22	at Arkansas																				
5/24	at Midland																				
5/25	at Midland																				
5/26	at Midland																				
5/27	at Midland																				
5/28	at Midland																				
5/29	at Midland																				
5/31	CORPUS CHRISTI																				
6/1	CORPUS CHRISTI																				
6/2	CORPUS CHRISTI																				
6/3	CORPUS CHRISTI																				
6/4	CORPUS CHRISTI																				
6/5	CORPUS CHRISTI																				
6/7	at Tulsa																				
6/8	at Tulsa																				
6/9	at Tulsa																				
6/10	at Tulsa																				
6/11	at Tulsa																				
6/12	at Tulsa																				
6/14	ARKANSAS																				
6/15	ARKANSAS																				
6/16	ARKANSAS																				
6/17	ARKANSAS																				
6/18	ARKANSAS																				
6/19	ARKANSAS																				
6/21	SPRINGFIELD																				
6/22	SPRINGFIELD																				
6/23	SPRINGFIELD																				
6/24	SPRINGFIELD																				
6/25	SPRINGFIELD																				
6/26	SPRINGFIELD																				



23

GAME-BY-GAME HITTING



DATE	OPPONENT	RESULT	AB	R	H	RBI	2B	3B	HR	TB	BB	SO	IBB	SB	CS	HBP	SAC	SF	GIDP	LOB	AVG (SEASON)
4/8	at Springfield	W, 11-8	40	11	12	9	2	0	0	14	8	8	0	3	0	0	0	0	2	10	.300
4/9	at Springfield	L, 14-11	39	11	15	9	2	0	0	17	7	8	0	0	1	0	0	2	1	10	.342
4/10	at Springfield	L, 10-5	30	5	7	5	2	0	1	12	5	8	0	0	0	1	0	2	3	6	.312
4/12	WICHITA	W, 8-6	34	8	8	6	2	1	0	12	4	7	0	3	0	0	0	0	1	6	.294
4/13	WICHITA	W, 8-5	32	8	12	7	3	1	0	17	5	8	0	0	0	0	1	1	0	7	.309
4/14	WICHITA	L, 7-1	32	1	5	1	1	0	0	6	2	15	0	1	0	1	0	0	0	7	.285
4/15	WICHITA	L, 4-2	32	2	5	1	1	1	0	8	3	5	0	0	1	0	0	0	0	6	.268
4/16	WICHITA	L, 6-5 (10)	35	5	6	5	0	0	0	6	9	12	1	2	0	1	0	1	0	12	.255
4/17	WICHITA	L, 5-1	35	1	10	1	0	0	0	10	2	9	0	4	0	0	0	0	1	9	.259
4/19	at Frisco	L, 4-3	29	3	2	3	0	0	1	5	6	6	0	2	0	1	1	0	0	7	.243
4/20	at Frisco	W, 7-2	35	7	10	7	1	0	3	20	6	11	0	1	0	0	0	0	1	7	.247
4/21	at Frisco	L, 12-2	27	2	2	2	0	0	2	8	9	12	0	4	0	0	0	0	2	7	.235
4/22	at Frisco	W, 11-2	35	11	8	10	3	0	2	17	6	9	0	0	0	1	0	0	0	4	.234
4/23	at Frisco	W, 12-4	41	12	12	11	4	0	3	25	5	11	0	2	0	0	0	0	0	7	.239
4/24	at Frisco	W, 4-3	36	4	9	2	1	0	1	13	4	9	0	3	1	0	0	0	0	9	.240
4/26	AMARILLO	L, 6-5 (11)	39	5	9	5	3	0	1	15	3	9	0	0	0	1	1	1	0	9	.240
4/27	AMARILLO	W, 12-6	37	12	15	11	3	0	3	27	3	9	0	1	0	3	0	2	0	9	.250
4/28	AMARILLO	L, 9-5	31	5	8	4	1	0	1	12	5	9	0	4	1	1	1	0	1	6	.250
4/29	AMARILLO	W, 8-7	36	8	17	8	5	1	1	27	4	8	0	1	1	1	0	0	2	9	.263
4/30	AMARILLO	L, 7-5	35	5	8	5	3	0	3	20	1	10	0	1	0	0	0	0	0	4	.261
5/1	AMARILLO	W, 9-5	34	9	12	8	2	0	3	23	3	9	0	2	0	1	1	1	0	7	.265
5/3	at Springfield	L, 12-5	36	5	8	5	2	1	0	12	2	9	0	0	0	0	0	1	0	7	.263
5/4	at Springfield	W, 13-3	40	13	15	13	5	0	1	23	9	11	0	0	1	1	0	0	1	1	.269
5/5	at Springfield	W, 9-6	43	9	17	9	1	1	4	32	3	7	0	2	0	0	1	1	0	12	.275
5/6	at Springfield																				
5/7	at Springfield																				
5/8	at Springfield																				
5/10	WICHITA																				
5/11	WICHITA																				
5/12	WICHITA																				
5/13	WICHITA																				
5/14	WICHITA																				
5/15	WICHITA																				
5/17	at Arkansas																				
5/18	at Arkansas																				
5/19	at Arkansas																				
5/20	at Arkansas																				
5/21	at Arkansas																				
5/22	at Arkansas																				
5/24	at Midland																				
5/25	at Midland																				
5/26	at Midland																				
5/27	at Midland																				
5/28	at Midland																				
5/29	at Midland																				
5/31	CORPUS CHRISTI																				
6/1	CORPUS CHRISTI																				
6/2	CORPUS CHRISTI																				
6/3	CORPUS CHRISTI																				
6/4	CORPUS CHRISTI																				
6/5	CORPUS CHRISTI																				
6/7	at Tulsa																				
6/8	at Tulsa																				
6/9	at Tulsa																				
6/10	at Tulsa																				
6/11	at Tulsa																				
6/12	at Tulsa																				
6/14	ARKANSAS																				
6/15	ARKANSAS																				
6/16	ARKANSAS																				
6/17	ARKANSAS																				
6/18	ARKANSAS																				
6/19	ARKANSAS																				
6/21	SPRINGFIELD																				
6/22	SPRINGFIELD																				
6/23	SPRINGFIELD																				
6/24	SPRINGFIELD																				
6/25	SPRINGFIELD																				
6/26	SPRINGFIELD																				



THE LAST TIME THE NATURALS....

THREW A PERFECT GAME	N/A
THREW A NO-HITTER	Brooks Pounders, 6/27/2013 vs. Midland
THREW A 9-INNING NO-HITTER	Brooks Pounders, 6/27/2013 vs. Midland
THREW A COMBINED NO-HITTER	Greg Holland, Chris Dwyer, Brandon Lafferty & Kendal Volz, 5/10/2012 vs. Springfield
THREW A COMBINED 1-HITTER (9 Innings)	N/A
THREW A COMBINED 1-HITTER (7 Innings)	Jonathan Heasley & Robert Garcia, 5/28/2021 vs. San Antonio (Game 2)
THREW A COMBINED 2-HITTER (9 Innings)	Jonathan Heasley, Derrick Adams & Josh Dye, 7/8/2021 @ Wichita
THREW A COMBINED 2-HITTER (7 Innings)	Nolan Watson, Yefri Del Rosario & Robert Garcia, 8/27/2021 vs. Springfield (Game 1)
GOT NO-HIT (9 INNINGS)	5/17/2016 vs. Arkansas, 6-0
GOT NO-HIT (LESS THAN 9 INNINGS)	N/A
GOT 1-HIT	8/31/2019 vs. Frisco
GOT 2-HIT	4/21/2022 @ Frisco
THREW A COMBINED 9-INNING SHUTOUT	9/8/2021 @ Wichita
THREW BACK-TO-BACK SHUTOUTS	Games 1 and 2, 8/14/2021 vs. Frisco
GOT SHUT OUT (9 INNINGS)	8/18/2021 vs. Tulsa
GOT SHUT OUT IN BACK-TO-BACK GAMES	August 12 & 13, 2019 @ Arkansas
GOT SHUT OUT IN 3 STRAIGHT GAMES	July 10 vs. Frisco, July 11 & 12, 2015 vs. Midland
GOT SHUT OUT (LESS THAN 9 INNINGS)	8/7/2021 @ Arkansas (5 Innings)
WON 11 GAMES IN A ROW	April 26 - May 6, 2015
WON 8 GAMES IN A ROW	June 14 - June 20, 2017
WON 7 GAMES IN A ROW	May 16 - May 22, 2015
WON 6 GAMES IN A ROW	August 2 - August 8, 2018
LOST 10 GAMES IN A ROW	April 6 - April 16, 2014
LOST 9 GAMES IN A ROW	April 8 - April 16, 2019
LOST 8 GAMES IN A ROW	July 2 - July 9, 2012
LOST 7 GAMES IN A ROW	July 12 - July 18, 2018
LOST 6 GAMES IN A ROW	July 15 - July 20, 2017
STRUCK OUT 19+ OPPOSING HITTERS	5/11/2013 @ Springfield (19)
STRUCK OUT 17+ OPPOSING HITTERS	8/29/2019 vs. Midland (18)
STRUCK OUT 15+ OPPOSING HITTERS	4/13/2021 vs. Wichita (15)
STRUCK OUT 10+ OPPOSING HITTERS	5/5/2022 @ Springfield (12)
SCORED 20+ RUNS IN ONE GAME	8/20/2013 @ Springfield (21)
SCORED 15+ RUNS IN ONE GAME	8/24/2021 vs. Springfield (18)
SCORED 10+ RUNS IN ONE GAME	5/4/22 @ Springfield (13)
ALLOWED 25+ RUNS IN ONE GAME	4/15/2011 @ San Antonio (26)
ALLOWED 20+ RUNS IN ONE GAME	7/25/2021 @ Tulsa (23)
ALLOWED 15+ RUNS IN ONE GAME	7/27/2021 vs. Wichita (18)
ALLOWED 10+ RUNS IN ONE GAME	5/4/22 @ Springfield (12)
HAD 22+ HITS IN ONE GAME	5/22/2010 vs. Arkansas (22)
HAD 20+ HITS IN ONE GAME	8/24/2021 vs. Springfield (20)
HAD 15+ HITS IN ONE GAME	5/5/2022 @ Springfield (17)
HAD 10+ HITS IN ONE GAME	5/5/2022 @ Springfield (17)
ALLOWED 25+ HITS IN ONE GAME	4/15/2011 @ San Antonio (26)
ALLOWED 20+ HITS IN ONE GAME	7/27/2021 vs. Wichita (23)
ALLOWED 15+ HITS IN ONE GAME	4/29/2022 vs. Amarillo (15)
ALLOWED 10+ HITS IN ONE GAME	5/4/22 @ Springfield (10)
WALKED 14+ TIMES IN ONE GAME	5/8/2021 @ Arkansas (14)
WALKED 10+ TIMES IN ONE GAME	7/29/2021 vs. Wichita (10)
WALKED 8+ TIMES IN ONE GAME	5/4/22 @ Springfield (9)
ALLOWED 13+ WALKS IN ONE GAME	5/4/22 @ Springfield (13)
ALLOWED 10+ WALKS IN ONE GAME	5/4/22 @ Springfield (13)
ALLOWED 8+ WALKS IN ONE GAME	5/4/22 @ Springfield (13)
HIT 7+ HOME RUNS IN A GAME	5/30/2021 vs. San Antonio (7)
HIT 5+ HOME RUNS IN A GAME	8/24/2021 vs. Springfield (5)
HIT 3+ HOME RUNS IN A GAME	5/5/2022 @ Springfield (4)
ALLOWED 7+ HOME RUNS IN A GAME	4/15/2011 @ San Antonio (7)
ALLOWED 5+ HOME RUNS IN A GAME	7/6/2021 @ Wichita (5)
ALLOWED 3+ HOME RUNS IN A GAME	4/30/2022 vs. Amarillo (3)
HAD 2 PLAYERS HIT 2 HOME RUNS IN A GAME	Hunter Dozier & Bubba Starling, 4/10/2016 vs. Midland
HIT BACK-TO-BACK HOME RUNS	Brihet Bewley & Tucker Bradley, 6th Inning, 5/5/2022 @ Springfield
HIT 3 STRAIGHT HOME RUNS	Bobby Witt Jr., Nick Pratto & MJ Melendez, 5/30/2021 vs. San Antonio
SCORED 10+ RUNS IN AN INNING	2nd Inning, 9/9/2021 @ Wichita (10)
SCORED 7+ RUNS IN AN INNING	4th Inning, 4/27/2022 vs. Amarillo (7)
SCORED 5+ RUNS IN AN INNING	6th Inning, 5/5/2022 @ Springfield (5)
SCORED 5+ RUNS IN AN EXTRA INNING	10th Inning, 6/2/2012 vs. Frisco (5)
ALLOWED 10+ RUNS IN AN INNING	7/26/2019 vs. Corpus Christi (11)
ALLOWED 7+ RUNS IN AN INNING	2nd Inning, 7/25/2021 @ Tulsa (7)
ALLOWED 5+ RUNS IN AN INNING	9th Inning, 4/28/2022 vs. Amarillo (5)
ALLOWED 5+ RUNS IN AN EXTRA INNING	11th Inning, 8/4/26/2022 vs. Amarillo (5)
WON A GAME BY 15+ RUNS	18-1, 8/24/2021 vs. Springfield
WON A GAME BY 10+ RUNS	5/4/22 @ Springfield
LOST A GAME BY 15+ RUNS	23-8, 7/25/2021 @ Tulsa
LOST A GAME BY 10+ RUNS	12-2, 4/21/2022 @ Frisco
SCORED 12+ RUNS IN CONSECUTIVE GAMES	June 28 (vs. Tulsa) & July 2 (@ Frisco), 2015
SCORED 10+ RUNS IN CONSECUTIVE GAMES	April 22 & 23, 2022 @ Frisco
SCORED A RUN WITHOUT AN RBI	9/7/2021 @ Wichita
SCORED MULTIPLE RUNS WITHOUT AN RBI	2 Runs, 8/16/2018 @ Midland
TURNED 5 DOUBLE PLAYS IN ONE GAME	8/20/2015 @ San Antonio
TURNED 3+ DOUBLE PLAYS IN ONE GAME	5/4/22 @ Springfield (3)
TURNED A TRIPLE PLAY	Frank Schwindel (1B) to Corey Toups (2B) to Humberto Arteaga (SS) to Schwindel to Toups, 8/31/2016 vs. Tulsa
HIT INTO A TRIPLE PLAY	Mauricio Ramos, 7/24/2016 vs. Springfield
COMMITTED 6 ERRORS	5/4/2019 vs. Midland
COMMITTED 5 ERRORS	5/29/2021 vs. San Antonio
COMMITTED 3+ ERRORS	8/17/2021 @ Tulsa (3)
EVERY NATURAL IN THE STARTING LINEUP HAD A HIT	5/4/22 @ Springfield
EVERY NATURAL IN THE STARTING LINEUP SCORED A RUN	5/4/22 @ Springfield
EVERY NATURAL IN THE STARTING LINEUP HAD A HIT AND SCORED A RUN	5/4/22 @ Springfield
LINEUP BATTED AROUND TWICE IN ONE GAME	3rd and 9th Innings, 5/4/22 @ Springfield
WON ON THE LAST AT-BAT OF THE GAME (WALK-OFF WIN)	9/3/2021 vs. Corpus Christi
LOST ON THE LAST AT-BAT OF THE GAME (WALK-OFF LOSS)	8/20/2021 @ Tulsa
PLAYED BACK-TO-BACK EXTRA-INNING GAMES	September 2nd & 3rd, 2021 vs. Corpus Christi
WON BOTH GAMES OF A DOUBLEHEADER	8/24/2021 vs. Springfield (8-0, 4-1)
PITCHED SHUTOUTS IN BOTH GAMES OF A DOUBLEHEADER	8/14/2021 vs. Frisco (1-0, 10-0)
LOST BOTH GAMES OF A DOUBLEHEADER	5/30/2019 vs. Arkansas (7-4, 10-7)

THE LAST TIME A NATURALS HITTER....

HAD 6 HITS IN ONE GAME	Ed Lucas, 7/21/2008 @ Springfield
HAD 5 HITS IN ONE GAME	Dairon Blanco, 7/13/2021 vs. Arkansas
HAD 4 HITS IN ONE GAME	Maikel Garcia, 5/1/2022 vs. Amarillo
HAD 3 HITS IN ONE GAME	Maikel Garcia, Nick Loftin, Seuly Matias & Nate Eaton, 5/5/2022 @ Springfield
HIT 3 HOME RUNS IN ONE GAME	Bobby Witt Jr., 5/30/2021 vs. San Antonio
HIT 2 HOME RUNS IN ONE GAME	Sebastian Rivero, 4/27/2022 vs. Amarillo
HIT 2 TRIPLES IN ONE GAME	Taylor Featherston, 4/18/2019 vs. Springfield
HIT 3 DOUBLES IN ONE GAME	Nick Loftin, 5/4/22 @ Springfield
HIT 2 DOUBLES IN ONE GAME	Robbie Glendinning, 4/29/22 vs. Amarillo
HIT A GRAND SLAM	Tucker Bradley, 4/23/2022 @ Frisco
HIT AN INSIDE-THE-PARK HOME RUN	Brewer Hicklen, 7/15/2021 vs. Arkansas
LED OFF A HOME GAME WITH A HOME RUN	Clay Dungan, 7/18/2021 vs. Arkansas
LED OFF A ROAD GAME WITH A HOME RUN	Clay Dungan, 7/24/2021 @ Tulsa
HIT A PINCH-HIT HOME RUN	Frank Schwindel, 8/21/2015 @ Corpus Christi
HIT A WALK-OFF HOME RUN	Gabriel Cancel, 4/20/2019 vs. Springfield
HIT FOR THE CYCLE	Nicky Lopez, 6/21/2018 @ Tulsa
HAD 7 RBI IN ONE GAME	Taylor Featherston, 7/20/2019 @ Amarillo
HAD 6 RBI IN ONE GAME	Nick Pratto, 5/21/2021 @ Springfield
HAD 5 RBI IN ONE GAME	Nick Loftin, 4/22/2022 @ Frisco
HAD 4 RBI IN ONE GAME	Michael Massey, 5/1/2022 vs. Amarillo
SCORED 4 RUNS IN ONE GAME	Maikel Garcia, 4/8/2022 @ Springfield
SCORED 3 RUNS IN ONE GAME	Sebastian Rivero & Robbie Glendinning, 5/4/22 @ Springfield
WALKED 4 TIMES IN ONE GAME	Travis Jones, 4/29/2021 @ Springfield
WALKED 3 TIMES IN ONE GAME	Seuly Matias, 5/4/22 @ Springfield
STOLE 4 BASES IN ONE GAME	Nick Heath, 5/20/2019 @ Arkansas
STOLE 3 BASES IN ONE GAME	Brewer Hicklen, 8/12/2021 vs. Frisco
STOLE 2 BASES IN ONE GAME	Tucker Bradley, 4/24/2022 @ Frisco
STRUCK OUT 5 TIMES IN ONE GAME	Dairon Blanco, 5/12/2021 vs. Tulsa
STRUCK OUT 4 TIMES IN ONE GAME	Melbrys Vilorio, 9/4/2021 vs. Corpus Christi
STRUCK OUT 3 TIMES IN ONE GAME	Seuly Matias, 5/1/2022 vs. Amarillo
REACHED BASE 6 TIMES IN ONE GAME	Travis Jones, 6/29/2021 @ Springfield
REACHED BASE 5 TIMES IN ONE GAME	Nate Eaton, 4/23/2022 @ Frisco
REACHED BASE 4 TIMES IN ONE GAME	Maikel Garcia & Seuly Matias, 5/5/2022 @ Springfield
REACHED BASE IN EVERY TRIP TO THE PLATE (6 PA)	Johnny Givonetella, 7/22/2010 @ Arkansas
REACHED BASE IN EVERY TRIP TO THE PLATE (5 PA)	Nate Eaton, 4/23/2022 @ Frisco
REACHED BASE IN EVERY TRIP TO THE PLATE (4 PA)	Vinnie Pasquantino, 9/8/2021 @ Wichita
REACHED 2 TIMES IN THE SAME INNING	Sebastian Rivero & Nate Eaton, 4th Inning, 4/27/2022 vs. Amarillo
HAD 2 HITS IN THE SAME INNING	Sebastian Rivero & Nate Eaton, 4th Inning, 4/27/2022 vs. Amarillo
SAW 16 PITCHES IN A SINGLE PLATE APPEARANCE	Donnie Dewees, 4/7/2017 vs. San Antonio
SAW 15 PITCHES IN A SINGLE PLATE APPEARANCE	Dennicher Carrasco, 7/18/2021 vs. Arkansas
SAW 14 PITCHES IN A SINGLE PLATE APPEARANCE	Jordan George, 8/27/2019 vs. Midland
SAW 10+ PITCHES IN A SINGLE PLATE APPEARANCE	Michael Massey, 4/24/2022 @ Frisco (10)
HIT HOME RUNS IN BOTH GAMES OF A DOUBLEHEADER	Jimmy Govern, 8/14/2021 vs. Frisco
HIT HOME RUNS IN BACK-TO-BACK GAMES	Michael Massey, 4/30 and 5/1 vs. Amarillo
HIT HOME RUNS IN 3 STRAIGHT GAMES	Michael Massey, 4/23 to 4/24/2022 @ Frisco
HIT HOME RUNS IN 4 STRAIGHT GAMES	Wil Myers, 5/5 to 5/8/2012 vs. Tulsa
HIT HOME RUNS IN 5 STRAIGHT GAMES	Clint Robinson, 8/7 to 8/12/2010 vs. Arkansas, @ Frisco
HAD 2+ HITS IN 8 STRAIGHT GAMES	Kurt Mertins, May 25 to June 6, 2009
HAD 2+ HITS IN 7 STRAIGHT GAMES	Jeff Bianchi, July 20 to July 27, 2009
HAD 2+ HITS IN 6 STRAIGHT GAMES	Anderson Miller, May 14 to May 19, 2019
HAD 2+ HITS IN 5 STRAIGHT GAMES	Bobby Witt Jr., June 16 to June 20, 2021
HAD A 20+ GAME HITTING STREAK	Clint Robinson, 21 Games: June 15 - July 12, 2010
HAD A 18+ GAME HITTING STREAK	Jordan Parraz, 19 Games: May 27 - June 15, 2009
HAD A 16+ GAME HITTING STREAK	Jackson Flores, 17 Games: June 15 - July 6, 2018
HAD A 14+ GAME HITTING STREAK	Jackson Flores, 15 Games: July 31 - August 16, 2018
HAD A 12+ GAME HITTING STREAK	MJ Melendez, 12 Games: June 26 - July 8, 2010
HAD A 30+ GAME REACHED BASE STREAK	Jackson Flores, 34 Games: May 29 - July 7, 2018
HAD A 25+ GAME REACHED BASE STREAK	Vinnie Pasquantino, 25 Games: August 5 - September 3, 2021
HAD A 20+ GAME REACHED BASE STREAK	Freddy Fermin, 23 Games: July 2, 2021 to August 4, 2021

THE LAST TIME A NATURALS PITCHER....

THREW A 1-HITTER (9 Innings)	N/A
THREW A 1-HITTER (7 Innings)	N/A
THREW A 2-HITTER (9 Innings)	N/A
THREW A 2-HITTER (7 Innings)	Drew Parrish, 8/27/2021 vs. Springfield (Game 2)
THREW A 9-INNING COMPLETE GAME SHUTOUT	Corey Ray, 6/8/2017 vs. Springfield
THREW A 7-INNING COMPLETE GAME SHUTOUT	Drew Parrish, 8/27/2021 vs. Springfield
THREW A 5-INNING COMPLETE GAME SHUTOUT	Danny Duffy, 9/2/2010 vs. Arkansas
THREW A 9-INNING COMPLETE GAME	Scott Blewett, 8/10/2018 vs. Frisco
THREW AN 8-INNING COMPLETE GAME	Ofreidy Gomez, 8/2/2019 @ Tulsa
THREW A 7-INNING COMPLETE GAME	Drew Parrish, 8/27/2021 vs. Springfield
THREW A 6-INNING COMPLETE GAME	Sugar Ray Marimon, 5/26/2013 @ San Antonio
STRUCK OUT 13 IN A GAME	Danny Duffy, July 17, 2013 @ Tulsa
STRUCK OUT 12 IN A GAME	Josh Staumont, 9/4/2016 vs. Arkansas
STRUCK OUT 11 IN A GAME	Alec Marsh, 5/14/2021 vs. Tulsa
STRUCK OUT 10 IN A GAME	Jonathan Bowlan, 5/5/2021 @ Arkansas
WALKED 8 IN A GAME	Noel Arguelles, 5/12/2013 @ Springfield
WALKED 7 IN A GAME	Jason Adam, 7/5/2013 @ Midland
WALKED 6 IN A GAME	Emilio Ogando, 6/9/2018 @ Arkansas
WALKED 5 IN A GAME	Anthony Veneziano, 4/9/2022 @ Springfield
ALLOWED 4 HOME RUNS IN A GAME	Francisco Terrero, 4/22/2018 @ Tulsa
ALLOWED 3 HOME RUNS IN A GAME	Alec Marsh, 4/30/2022 vs. Amarillo
ALLOWED 2 HOME RUNS IN A GAME	Yefri Del Rosario, 5/5/2022 @ Springfield
THREW 110+ PITCHES IN A GAME	Andy Ferguson, 8/9/2014 vs. San Antonio (116)
THREW 100+ PITCHES IN A GAME	Brady Singer, 8/31/2019 vs. Frisco (105)
THREW 95+ PITCHES IN A GAME	Gerson Garabito, 9/1/2019 vs. Frisco (96)
THREW 90+ PITCHES IN A GAME	Drew Parrish, 8/27/2021 vs. Springfield (91)
WON HIS NATURALS DEBUT	Walter Pennington, 4/23/2022 @ Frisco
THREW AN IMMACULATE INNING	Grant Gavin, 6th Inning 5/20/2019 @ Arkansas