



**SOD  
POODLES  
BASEBALL  
CLUB**

# NEWS & NOTES

**HODGETOWN**

**715 S. BUCHANAN ST**

**AMARILLO, TEXAS 79101**

**806-803-7762**

**TWITTER: @SODPOODLES**

Sod Poodles Media Relations Department: Director, Cory Hilborne - CoryH@SodPoodles.com, 806-803-9614

**Amarillo Sod Poodles (23-28, 53-67)**

**LHP Spencer Giesting (3-6, 5.28 ERA)**

**VS.**

**Arkansas Travelers (31-21, 67-53)**

**LHP Brandyn Garcia (0-2, 2.27 ERA)**

Wednesday, August 28, 2024 • 6:35 PM CT • HODGETOWN • Radio: KVWE-102.9 FM • Game 121 • Home Game 58

## UPCOMING GAMES

DAY	DATE	OPPONENT	PROBABLE PITCHERS	TIME (CT)	RADIO
Thurs	Aug 29	vs. ARK	LHP Yu-Min Lin (3-5, 4.50 ERA)	6:35 PM	KVWE-102.9 FM
Fri	Aug 30	vs. ARK	RHP Joe Elbis (0-2, 4.61 ERA)	7:05 PM	KVWE-102.9 FM
Sat	Aug 31	vs. ARK	RHP Billy Corcoran (6-6, 4.56 ERA)	7:05 PM	KVWE-102.9 FM

## ARK SEASON RESULTS

Date	Site	Result
5/28	@ ARK	W, 2-1
5/29	@ ARK	L, 0-1
5/30	@ ARK	L, 3-8
5/31	@ ARK	PPD
6/1 (1)	@ ARK	W, 4-2
6/1 (2)	@ ARK	L, 1-5
6/2	@ ARK	L, 0-2
8/27	vs. ARK	L, 3-7
8/28	vs. ARK	
8/29	vs. ARK	
8/30	vs. ARK	
8/31	vs. ARK	
9/1	vs. ARK	

## ARK SERIES CAPSULE

2024 at Home: 0-1
2024 on Road: 2-4
All-Time at Home: 10-9
All-Time on Road: 12-13
All-Time Totals: 22-22

## STREAKS

Last 5 Games: 2-3
Last 10 Games: 4-6
Longest 2024 Winning Streak: 4
Longest 2024 Losing Streak: 7
All-Time W/L: 329-323

## LEAGUE STANDINGS

### 2024 TEXAS LEAGUE 2ND HALF

North (W-L-PCT-GB)			
*SPRINGFIELD	33-19	.635	-
ARKANSAS	31-21	.596	2.0
NW ARKANSAS	25-26	.490	7.5
TULSA	23-28	.451	9.5
WICHITA	21-31	.404	12.0

South (W-L-PCT-GB)			
MIDLAND	31-21	.596	-
*FRISCO	29-23	.558	2.0
AMARILLO	23-28	.451	7.5
SAN ANTONIO	23-28	.451	7.5
CORPUS CHRISTI	18-32	.360	12.0

### 2024 TEXAS LEAGUE OVERALL

North (W-L-PCT-GB)			
*SPRINGFIELD	70-51	.579	-
ARKANSAS	67-53	.558	2.5
NW ARKANSAS	60-60	.500	9.5
TULSA	57-63	.475	12.5
WICHITA	52-69	.430	18.0

South (W-L-PCT-GB)			
*FRISCO	73-48	.603	-
MIDLAND	71-50	.587	2.0
SAN ANTONIO	54-65	.454	18.0
AMARILLO	53-67	.442	19.5
CORPUS CHRISTI	44-75	.370	28.0

\* Clinched 1st half # Clinched 2nd Half

## TEAM LEADERS

**AVG:** .264 - Vukovich  
**HITS:** 111 - Vukovich  
**2B:** 25 - Vukovich  
**TRIPLES:** 4 - Roberts  
**HOME RUNS:** 20 - Melendez  
**RBI:** 74 - Vukovich  
**OPS:** .786 - Roberts  
**SB:** 9 - Roberts & Robinson  
**SO (P):** 78 - Lin, Y  
**SAVES:** 10 - Stumpo  
**ERA:** 4.78 - File  
**WINS:** 6 - Corcoran

## HOME ATTENDANCE

**List:** 3,627  
**Total:** 284,834  
**Average:** 5,179  
**No. of Sellouts:** 18

**SPENCE YOU BEEN HERE:** LHP Spencer Giesting will make his first career appearance against the Travs when he takes the mound on Wednesday night. The D-backs' no. 27-rated prospect will do so coming off his third quality start in Double-A after going 6.0 IP where he held Corpus to one run on three hits and set his Double-A single-game high with eight strikeouts. Over his last 26 starts dating back to August 16, 2023, Giesting is 13-9 with a 3.24 ERA and has spun 12 quality starts. His 13 wins are tied for the second most by any Minor League pitcher during the span.

The southpaw faced the Mariners High-A Affiliate (Everett AquaSox) five times in his 35 total starts with the Hops between 2022-23. He went 1-2 with a 3.75 ERA and allowed 15 hits over 25.0 IP with a home run, 24 strikeouts, and 16 walks. The Travs have three players on their current roster who faced Giesting on May 1, 2024, when Hillsboro played at Everett most recently. Ben Williamson, Brock Rodden, and Victor Labrada combined to go 1-for-7 with a RBI Single (Williamson), two strikeouts, and a walk against Giesting. **Overall, nine current Arkansas players have faced Giesting when he was a Hop. They are a combined 9-for-46 (.196) with a home run (Young), six RBI (Ramirez, 3), 12 strikeouts (Ford, 3), and seven walks (Windish/Ford, 2).**

**TUES DIS:** Last night's 7-3 loss was the first loss on a Tuesday for Amarillo since the series opener against San Antonio on the road on July 9th. Amarillo had won their previous five Tuesday games and were 9-3 on Tuesdays dating back to the start of June. The 14 wins Amarillo has on Tuesday's this year is still their most wins on any single day of the week throughout the 2024 season, with the next closest being Fridays (11 wins). Even with the loss, Amarillo is still 15-7 in the first game of a series this year, five more wins than any other game of a series.

**SUBSCRIBE TO ANDY ON TWO TUBE:** With two of the five total hits for Amarillo last night, Andy Weber made it three of his last four games with at least two hits and has posted a multi-hit game in nine of the 20 games he has played in August. Weber is hitting .322 in his 30 total games played since joining the Sod Poodles and has 12 multi-hit games. He is riding a nine-game hit streak and has a hit in 17 of the 20 games this month. During his season-high hit streak, Weber is hitting .389 (14-for-36) with five doubles, two home runs, five RBI, and six runs scored. His nine-game streak is tied for the longest active streak in the Texas League and the second longest by an Amarillo player this year.

**MEAN JEAN THE EXTRA BASE MACHNE:** Jean Walters joined Andy Weber with a multi-hit effort on Tuesday night, giving him a multi-hit game in two of his last three games played with three total XBH after going 2-for-3 with a double and two of the three runs Amarillo scored against the Travs. The switch-hitter had a triple and home run last Friday night and has five XBH in 22 total games since joining the Sod Poodles. Most of Walter's pop has come from the left side of the plate, hitting .246 with four of those XBH off right-hander pitchers. His lone home run in Double-A has come from the right side of the plate though he only has 17 plate appearances from the right side compared to 61 against right-handed pitchers.

**NEED MORE THAN A LINCOLN:** Amarillo was held to five or fewer hits in a game for the 26th time in last night's loss to the Arkansas Travelers. It was the 14th time being held to five or less at home this year. The 26 games matches the total from the 2023 season, including the six postseason games Amarillo played last year. The single-season high for number of times the Sod Poodles have been held to five or fewer hits was 28 during the 2021 season. However, the Sod Poodles still rank third in the Texas League as a team with 985 hits as a team and carry the fourth-best AVG in the circuit, hitting .246 as a collective.

**HONOR ROLL:** After finishing the week against Corpus hitting .409 (9-for-22) with five XBH and 6 RBI in five games played, A.J. Vukovich was named the Texas League Player of the Week. It was his first time this year that the former 119th overall pick had earned weekly honors and the second time in his Double-A career. Vukovich also earned weekly honors on September 10, 2023. Among his Texas League peers last week, Vukovich ranked inside the top 5 in eight different offensive categories including hits (1st), total bases (1st, 19), XBH (T-1st), OPS (2nd, 1.322), SLG (3rd, .864), HR (T-4th, 2), RBI (T-5th), and AVG (T-5th). Vukovich is one of six different Amarillo players to have earned Texas League Weekly honors this season. The last was Caleb Roberts, who was named Player of the Week on June 24th. Deyvison De Los Santos (April 29) was the other Sod Poodles position player to be named TL POTW. **Vukovich was one of three different D-backs' minor leaguers to earn awards announced by MLB yesterday. Tim Tawa was named the Pacific Coast League Player of the Week for Triple-A Reno, and RHP Roman Angelo was named the Northwest League Pitcher of the Week for High-A Hillsboro.**

**ROCKET RECAP:** Caleb Roberts put together a memorable series against the Hooks last week. The former North Carolina Tar Heel ended the series hitting .400 (6-for-15) with three home runs, six RBI, and four walks. He led Double-A last week in SLG (1.067), and carried the highest OPS (1.593), and his three home runs were tied for the second-most in Double-A. One of his three home runs provided Amarillo their fifth walk-off win of the season, and he is still the only Sod Poodle to have hit a walk-off home run this year; something he has done twice now in 2024. The other two home runs hit by Roberts were a part of back-to-back home runs, and he has been involved in all three instances Amarillo has gone back-to-back in 2024. Roberts is up to 33 home runs during his Amarillo career, the fourth most in franchise history.

**HODGEBALL:** With the six combined home runs on Saturday night by both teams, Amarillo and Corpus hit 26 home runs during their five-game series last week. It is the most home runs hit in a series Amarillo has been apart of this year. The previous high was 19 which the Sod Poodles and Corpus surpassed with Roberts' walk-off blast on Friday.

**TWOKOVICH:** A.J. Vukovich hit his team-leading 25th double on Friday night and is tied for the fifth-most doubles in the Texas League. His 25 two-bagges are the eighth-most by any D-backs minor leaguer this year and he now has 44 for his Double-A career, which trail Tim Tawa by six for the most ever by an Amarillo player. **Vukovich currently ranks inside the top five in a handful of offensive categories in the Texas League this year including: 1st in RBI (74), T-2nd in total bases (190), T-2nd in XBH (44), T-4th in home runs (16), and T-5th in hits (111).**

## SOD POODLES BREAKDOWN

At Home: 26-31  
 On the Road: 27-36  
 Night Games: 49-58  
 Day Games: 4-9  
 vs. RHP Starters: 37-56  
 vs. LHP Starters: 16-11  
 First Half: 30-39  
 Second Half: 23-28  
 April: 8-14  
 May: 14-12  
 June: 10-17  
 July: 10-13  
 August: 11-11  
 September: 0-0  
 Monday: 0-1  
 Tuesday: 14-6  
 Wednesday: 9-9  
 Thursday: 7-12  
 Friday: 11-10  
 Saturday: 7-15  
 Sunday: 5-14

Scoring First: 34-19  
 Opponent Scoring First: 19-48  
 Extra Innings: 5-6  
 Doubleheaders: 2-4  
 Commit An Error: 17-40  
 Commit No Errors: 36-26  
 Walk-Off Wins: 5  
 Walk-Off Losses: 4

vs. North 1st Half: 13-11  
 vs. South 1st Half: 17-28  
 vs. North 2nd Half: 10-12  
 vs. South 2nd Half: 13-16

Scoring 4+ Runs: 46-22  
 Opp. Scoring 4+ Runs: 21-52  
 Scoring 3 Or Fewer Runs: 7-45  
 Opp. Scoring 3 Or Fewer Runs: 32-15  
 Out-Hit Opponent/Tie: 46-22  
 Out-Hit By Opponent: 7-45  
 Lead After 6: 41-4  
 Trail After 6: 7-57  
 Tied After 6: 5-6  
 Lead After 7: 45-2  
 Trail After 7: 4-58  
 Tied After 7: 4-7  
 Lead After 8: 44-2  
 Trail After 8: 2-57  
 Tied After 8: 4-4

## Series (W-L-T): 4-7-10

Game 1: 15-7  
 Game 2: 9-12  
 Game 3: 8-13  
 Game 4: 10-9  
 Game 5: 7-12  
 Game 6: 4-14  
 Series Sweeps: 1  
 Series Been Swept: 1

# STARTING PITCHER



## #15 SPENCER GIESTING - LHP

HEIGHT: 6'4"      WEIGHT: 200      B/T: L/L      AGE: 23 (7/2/2001 in Fairfield, OH)  
**11** G      **3-6**      **59/30** K/BB      **5.28** ERA

**LAST WIN:** 8/21 vs. CC      **LONGEST 2024 OUTING:** 7.0 (5x, Last 8/9 vs. NWA)  
**LAST HOME RUN ALLOWED:** 8/3 @ CC (Brice Matthews, 3rd Inning, Two-Run)      **CAREER VS. ARK:**

- Played his College ball at the University of North Carolina at Charlotte, where in his Sophomore season, he led the team with a 3.72 IP and also in Strikeouts with 105.
- Being draft eligible after his Sophomore year, was selected in the 11th round of 2022 MLB Draft by the Arizona Diamondbacks....**Currently rated as the D-backs' no. 27 prospect.**
- Earned his first professional win against the Spokane Indians on May 12th, 2023.
- Spent the 2023 season at High-A Hillsboro, where he went 7-6 with a 4.00 ERA in 24 starts. He accumulated 107.0 Innings pitched.
- Started the 2024 season with Hillsboro where he recorded a 1.50 ERA. That led all qualified pitchers in the D-backs organization and was fifth in all of Minor League Baseball.
- At the time of his call up to Amarillo, he had a career ERA of 3.46 across 192.1 innings...**Is 13-9 over his last 26 starts with a 3.24 ERA and 12 QS... T-2nd for wins in MiLB.**
- In his time in Hillsboro, he struck out 191 batters and walked just 84.
- Spun a quality start in his Double-A debut on June 19 vs. SA...Allowed a run in each of the first three innings before 2.2 IP scoreless.

### CAREER STATS

YEAR	TEAM	W-L	ERA	G	GS	CG	SHO	IP	H	R	ER	HR	HB	BB	SO	WP	GDP	BAA
2022	ACL D-backs (Rk)	0-0	13.50	2	0	-	-	2.0	3	3	3	1	0	2	3	0	0	.333
	Visalia (A-)	0-1	6.08	7	4	-	-	13.1	11	9	9	2	0	8	16	0	3	.229
2023	Hillsboro (A+)	7-6	4.00	24	24	-	-	117.0	100	58	52	9	7	71	124	12	11	.227
2024	Hillsboro (A+)	5-3	1.50	10	10	-	-	60.0	39	13	10	2	3	13	67	1	3	.180
	Amarillo (AA)	3-6	5.28	11	11	-	-	59.2	62	38	35	8	5	30	59	2	6	.270
<b>MINOR LEAGUE TOTALS</b>		<b>15-16</b>	<b>3.89</b>	<b>54</b>	<b>49</b>	-	-	<b>252.0</b>	<b>215</b>	<b>123</b>	<b>109</b>	<b>22</b>	<b>15</b>	<b>124</b>	<b>269</b>	<b>15</b>	<b>23</b>	<b>.228</b>

2024 SINGLE-GAME HIGHS (AMA)	CAREER HIGHS	2024 SPLITS (AMA)
<b>INNINGS:</b> 7.0 (8/9 vs. NWA)	<b>INNINGS:</b> 8.0 (7/29/23 @ A+ TRI)	<b>VS. R:</b> .272/.367/.456, 53 H, 8 HR, 10 2B, 3B, 27 RBI, 54 K, 26 BB
<b>HITS:</b> 10 (7/1 vs. MID)	<b>HITS:</b> 10 (7/1/24 vs. MID)	<b>VS. L:</b> .257/.341/.343, 9 H, 3 2B, 8 RBI, 5 K, 4 BB
<b>RUNS:</b> 7 (7/1 vs. MID)	<b>RUNS:</b> 8 (7/18/23 vs. A+ EUG)	<b>W/ RISP:</b> .288/.364/.485, 19 H, 3 HR, 4 2B, 26 RBI, 21 K, 8 BB
<b>EARNED RUNS:</b> 7 (7/1 vs. MID)	<b>EARNED RUNS:</b> 7 (7/1/24 vs. MID)	<b>HOME:</b> 6G, 2-2, 4.89 ERA, 35.0 IP, 37 H, 19 ER, 6 HR, 33 K, 13 BB
<b>STRIKEOUTS:</b> 8 (8/21 vs. CC)	<b>STRIKEOUTS:</b> 13 (5/22/24 vs. A+ VAN)	<b>ROAD:</b> 5 G, 1-4, 5.84 ERA, 24.2 IP, 25 H, 16 ER, 26 K, 17 BB
<b>WALKS:</b> 5 (6/25 @ TUL)	<b>WALKS:</b> 6 (5/19/23 @ A+ EUG)	<b>NIGHT:</b> 11 G, 3-6, 5.28 ERA, 59.2 IP, 62 H, 8 HR, 35 ER, 59 K, 30 BB
<b>HOME RUNS:</b> 4 (7/1 vs. MID)	<b>HOME RUNS:</b> 4 (7/1/24 vs. MID)	<b>DAY:</b>
<b>CONSECUTIVE WINS:</b> 2 (6/19-25)	<b>WINS SEASON:</b> 7 (2024, A+, AA)	<b>TEAM W/L IN STARTS:</b> 4-7
<b>CONSECUTIVE LOSSES:</b> 3 (7/1 vs. MID - 7/13 @ SA)	<b>LOSSES SEASON:</b> 8 (2024, A+, AA)	
<b>SHORTEST START:</b> 4.0 (2x, Last 8/15 @ SA)	<b>SHORTEST START:</b> 1.2 (2x, Last 4/7/23 @ A+ TRI)	
<b>PITCHES THROWN:</b> 99 (6/25 @ TUL)	<b>PITCHES THROWN:</b> 101 (5/29/24 vs. A+ EUG)	

**OPPOSING STARTER - LHP BRANDYN GARCIA (0-2, 2.27 ERA)**  
**CAREER VS. AMA: FIRST APPEARANCE**

### BATTER-PITCHER MATCH-UPS (ACTIVE ROSTER, 2024)

SOD POODLES VS. BRANDYN GARCIA:										TRAVELERS VS. SPENCER GIESTING:									
PLAYER	H	AB	AVG	XBH	HR	RBI	BB	SO		PLAYER	H	AB	AVG	XBH	HR	RBI	BB	SO	
Vukovich, A	-	-	----	-	-	-	-	-		Anchia, J	-	-	----	-	-	-	-	-	
D'Orazio, J	-	-	----	-	-	-	-	-		Ford, H	-	-	----	-	-	-	-	-	
Melendez, I	-	-	----	-	-	-	-	-		Polcovich, K	-	-	----	-	-	-	-	-	
Robinson, K	-	-	----	-	-	-	-	-		Rambusch, B	-	-	----	-	-	-	-	-	
Valdez, J	-	-	----	-	-	-	-	-		Ramierz, B	-	-	----	-	-	-	-	-	
Castillo, N	-	-	----	-	-	-	-	-		Rodden, B	-	-	----	-	-	-	-	-	
Graham, K	-	-	----	-	-	-	-	-		Williamson, B	-	-	----	-	-	-	-	-	
Lin, L	-	-	----	-	-	-	-	-		Windish, H	-	-	----	-	-	-	-	-	
Roberts, C	-	-	----	-	-	-	-	-		Young, C	-	-	----	-	-	-	-	-	
Walters, J	-	-	----	-	-	-	-	-		Labrada, V	-	-	----	-	-	-	-	-	
Weber, A	-	-	----	-	-	-	-	-		Oliva, J	-	-	----	-	-	-	-	-	
Beaty, M	-	-	----	-	-	-	-	-		Rodriguez, A	-	-	----	-	-	-	-	-	

## #13 CHRISTIAN CERDA - C 2024 HIGHS (HIL): Hits - 4, Runs - 2, RBI - 3, HR - 2, 2B - 2, 3B --, BB - 3, K - 4, SB - 1

HEIGHT: 6'1"		WEIGHT: 190		B/T: R/R		AGE: 21 (12/27/2002 in Bronx, NY)				2024 SPLITS: A+ HIL								
G	AVG	OBP	SLG	AB	R	H	2B	3B	HR	RBI	BB	SB/ATT	SO	V.RHP	V.LHP	HOME	AWAY	RISP
88 (HIL)	.243	.364	.332	292	46	71	11	-	5	36	55	4/7	62	.252	.212	.209	.281	.207
<b>LAST GAME:</b> 0-for-4, K					<b>LAST HOME RUN:</b> 8/13 @ A+ EUG					<b>CURRENT HITTING:</b> 0								
<b>ARK SERIES:</b> 0-for-4, K					<b>LAST MULTI-HIT GAME:</b> 8/20 vs. A+ SPO (2-for-4)					<b>SEASON LONG HITTING:</b> 6 (A+ HIL)								
<b>CC SERIES:</b> 0-for-3, K										<b>CURRENT ON-BASE:</b> 0								
										<b>SEASON-LONG ON-BASE:</b> 18 (A+ HIL)								

Born in the Bronx, NY but signed a minor league deal with the Tampa Bay Rays at 16 years old out of the Dominican Republic for \$325,000.  
 Appeared in 42 games in the Dominican Summer League during 2021 and made his stateside MiLB debut during the 2022 season.  
 Traded from the Rays to the Diamondbacks on July 30, 2022 for David Peralta...Appeared in 15 games in the Arizona Complex league for Arizona.  
 Made his full-season debut in 2023 when he split time between Low-A Visalia and High-A Hillsboro...93 walks were 2nd among all MiLB catchers (Harry Ford, 103)  
 Was named a 2023 Organizational All-Star by MiLB.com after slashing .247/.402/.397 in a career-high 108 games between Visalia and Hillsboro.  
 Comes to Amarillo after having played 88 games with Hillsboro where he hit .243 (11 2B, 5 HR, 36 RBI)...**NWL Player of the Week for 7/30-8/3.**  
**Currently ranked as the D-backs' no. 29-rated prospect and the third-highest rated catching prospect in the organization.**

## #4 JANCARLOS CINTRON - INF 2024 HIGHS: Hits - 4 Runs - 3, RBI - 4, HR - 1, 2B - 2, 3B - 1, BB - 2, K - 2, SB - 1

HEIGHT: 5'8"		WEIGHT: 175		B/T: R/R		AGE: 29 (12/1/1994 in Bayamon, P.R.)				2024 SPLITS:								
G	AVG	OBP	SLG	AB	R	H	2B	3B	HR	RBI	BB	SB/ATT	SO	V.RHP	V.LHP	HOME	AWAY	RISP
65	.250	.298	.341	264	39	66	13	1	3	31	15	4/7	43	.256	.231	.308	.201	.276
<b>LAST GAME:</b> 1-for-4, R, 2 K					<b>LAST HOME RUN:</b> 7/24 vs. WCH off Adams (2-Run)					<b>CURRENT HITTING:</b> 1								
<b>ARK SERIES:</b> 1-for-4, R, 2 K					<b>LAST MULTI-HIT GAME:</b> 8/13 @ SA (2-for-5)					<b>SEASON LONG HITTING:</b> 13								
<b>CC SERIES:</b> 0-for-4, K										<b>CURRENT ON-BASE:</b> 1								
										<b>SEASON-LONG ON-BASE:</b> 13								

Signed by the Arizona Diamondbacks on June 22, 2017 as a minor league free agent.  
**Has appeared in 195 career games with Amarillo since 2021, hitting .257 (39 2B, 15 HR, 3B, 97 RBI, 43 BB).**  
 In 65 games with Triple-A Reno in 2022, hit .353 (21 2B, 3 3B, 3 HR, 29 RBI, 16 BB)...Led the D-backs system hitting .338 in 103 games.  
 Hit .311 in 38 games with Amarillo in 2022 (13 2B, 4 HR, 30 RBI, 9 BB).  
 Won a PCL Championship with Reno in 2022 & then won a 2023 Texas League Championship with Amarillo hitting .391 in six games.  
**Had a 13-game hit streak from July 20 through August 6 which was the longest of his professional career.**  
**Tied his single-game career-high with a four hit game against NWA on Aug. 6...three total 4-hit games in 599 career games.**

## #2 J.J. D'ORAZIO - C 2024 HIGHS: Hits - 3, Runs - 2, RBI - 4, HR - 1, 2B - 2, 3B --, BB - 2, K - 3, SB --

HEIGHT: 6'1"		WEIGHT: 170		B/T: R/R		AGE: 22 (12/28/2001 in Maracay, VEN)				2024 SPLITS:								
G	AVG	OBP	SLG	AB	R	H	2B	3B	HR	RBI	BB	SB/ATT	SO	V.RHP	V.LHP	HOME	AWAY	RISP
72	.214	.283	.317	252	32	54	11	-	5	25	23	0/1	61	.203	.243	.242	.183	.205
<b>LAST GAME:</b> 0-for-1, K					<b>LAST HOME RUN:</b> 8/21 vs. CC off Hicks (3-Run)					<b>CURRENT HITTING:</b> 0								
<b>ARK SERIES:</b>					<b>LAST MULTI-HIT GAME:</b> 8/21 vs. CC (2-for-5)					<b>SEASON LONG HITTING:</b> 3								
<b>CC SERIES:</b> 2-for-6, HR, 2B, 4 RBI, 2 R, 3 K										<b>CURRENT ON-BASE:</b> 0								
										<b>SEASON-LONG ON-BASE:</b> 7								

Traded to the Arizona Diamondbacks from the Toronto Blue Jays on Sept. 1, 2021 along with LHP Yaifer Perdomo as the PTBNL in the Joakim Soria trade.  
 Hit just two home runs during his first two professional seasons in the Blue Jays system (74 games)...**Has hit 16 in 263 games with ARI.**  
**Had a hit in 20 of his first 37 Double-A games with 8 XBH...**First 3-hit night with Amarillo on July 29, 2023 at Midland.  
**Ranked in the top 10 in the D-backs farm system in 2023 in: 2B (23, T-5th), hits (110, 8th), and AVG (.276, 9th).**  
 Hit his first Double-A homer on August 27, 2023 on the road in San Antonio...Was a three-run shot in the top of the 9th inning.  
 Appeared in five games during Spring Training with ARI, hitting .200 (1-for-5) with a walk and two strikeouts.

## #25 KEVIN GRAHAM - OF 2024 HIGHS: Hits - 4, Runs - 3, RBI - 2, HR - 1, 2B - 2, 3B - 1, BB - 3, K - 4, SB - 1

HEIGHT: 6'1"		WEIGHT: 195		B/T: L/R		AGE: 25 (8/12/1999 in O'Fallon, MO)				2024 SPLITS:								
G	AVG	OBP	SLG	AB	R	H	2B	3B	HR	RBI	BB	SB/ATT	SO	V.RHP	V.LHP	HOME	AWAY	RISP
80	.222	.307	.327	266	42	59	15	2	3	25	30	5/5	95	.248	.075	.258	.190	.185
<b>LAST GAME:</b> 0-for-4, 3 K					<b>LAST HOME RUN:</b> 6/28 @ TUL off Meador (Solo)					<b>CURRENT HITTING:</b> 0								
<b>ARK SERIES:</b> 0-for-4, 3 K					<b>LAST MULTI-HIT GAME:</b> 8/21 vs. CC (2-for-4)					<b>SEASON LONG HITTING:</b> 7								
<b>CC SERIES:</b> 3-for-11, 2B, RBI, 2 BB, R, 2 K										<b>CURRENT ON-BASE:</b> 0								
										<b>SEASON-LONG ON-BASE:</b> 7								

Drafted by the Arizona Diamondbacks in the 14th round of the 2022 MLB Draft out of Ole Miss.  
 Played in 27 games after being drafted between the Arizona Complex League and Low-A Visalia where he hit .235 (23-for-98, 2 2B, 3B, 5 HR, 17 RBI).  
**His first professional hit was a two-run home run in his second game with Visalia off Joseph Hernandez (Modesto).**  
 After starting the season 6-for-50 over his first 15 games he ended the year hitting .354 (17-for-48, 3 HR, 2B, 3B, 9 RBI) over the final 12 games.  
 Spent the majority of the 2023 season with High-A Hillsboro hitting .252 in 63 games.  
**Tied a career-high four hit game on 4/7 vs. SA (4-for-4, 2B, 2 RBI, 2 R)...**First 4-hit game came on August 6, 2023 with Hillsboro against Vancouver.  
 Hit his first Double-A home run on the road in Midland on April 14th off Royber Salinas (3rd inning, solo).

## #43 IVAN MELENDEZ - INF 2024 HIGHS: Hits - 4, Runs - 3, RBI - 4, HR - 2, 2B - 1, 3B - 1, BB - 2, K - 4, SB - 1

HEIGHT: 6'3"		WEIGHT: 225		B/T: R/R		AGE: 24 (1/24/2000 in El Paso, TX)				2024 SPLITS:								
G	AVG	OBP	SLG	AB	R	H	2B	3B	HR	RBI	BB	SB/ATT	SO	V.RHP	V.LHP	HOME	AWAY	RISP
95	.237	.315	.435	354	51	84	8	1	20	44	32	3/4	119	.253	.194	.238	.237	.188
<b>LAST GAME:</b> 0-for-4					<b>LAST HOME RUN:</b> 8/21 vs. CC off Robaina (3-Run)					<b>CURRENT HITTING:</b> 0								
<b>ARK SERIES:</b> 0-for-4					<b>LAST MULTI-HIT GAME:</b> 8/21 vs. CC (4-for-5)					<b>SEASON LONG HITTING:</b> 7								
<b>CC SERIES:</b> 6-for-22, 2 HR, 5 RBI, 3 R, 9 K										<b>CURRENT ON-BASE:</b> 0								
										<b>SEASON-LONG ON-BASE:</b> 9								

Selected by the Arizona Diamondbacks in the 2nd round (#43 overall) of the 2022 MLB Draft out of the University of Texas.  
**Currently ranked as the D-backs' no. 23-rated prospect**  
 Began 2023 with High-A Hillsboro where he hit .270 in 58 games while setting the Hops single-season franchise-record with 18 HR....Was named NWL Player of the Week on June 25 after becoming the first Hops player to hit for the Cycle at Ron Tonkin Field on June 23 vs Everett.  
**Led the D-backs' system with 30 HR and was T-6th in all MiLB in 2023... One of just 14 players to ever have a 30+ HR season in the ARI farm system.**  
 Appeared in 38 games for Amarillo in 2023, hitting .278 with 12 home runs, five doubles, a triple, and 33 RBI before being placed on the IL on Sept. 6.  
**Was named the D-backs Minor League Player of the Year in 2023.**  
**1st among active players in the Texas League with 20 HR ...32 career HR with Amarillo which is the fourth most in franchise history.**

## #7 CALEB ROBERTS - C 2024 HIGHS: Hits - 3, Runs - 3, RBI - 4, HR - 2, 2B - 2, 3B - 1, BB - 3, K - 3, SB - 2

HEIGHT: 6'1"		WEIGHT: 195		B/T: L/R		AGE: 24 (2/9/2000 in West Palm Beach, FL)						2024 SPLITS:						
G	AVG	OBP	SLG	AB	R	H	2B	3B	HR	RBI	BB	SB/ATT	SO	V.RHP	V.LHP	HOME	AWAY	RISP
97	.242	.340	.446	359	56	87	17	4	16	55	48	9/11	104	.232	.277	.290	.206	.232

<b>LAST GAME:</b> 0-for-3, RBI, 2 K		<b>LAST HOME RUN:</b> 8/24 vs. CC off Guilfoil (Solo)						<b>CURRENT HITTING:</b> 0					
<b>ARK SERIES:</b> 0-for-3, RBI, 2 K		<b>LAST MULTI-HIT GAME:</b> 8/24 vs. CC (2-for-3)						<b>SEASON LONG HITTING:</b> 6					
<b>CC SERIES:</b> 6-for-15, 3 HR, 2B, 6 RBI, 4 BB, 4 R, 4 K								<b>CURRENT ON-BASE:</b> 0					
								<b>SEASON-LONG ON-BASE:</b> 11					

- 👉 Became the first Sod Poodle to ever homer in four straight games, doing so from June 30 - July 3, 2023...**Has hit 33 home runs after 6/25/23 (161 G)** including his first career grand slam on July 3...It was Amarillo's second in 2023, and the 13th overall in franchise-history.
- 👉 Logged his second multi-HR game of the season on September 1 vs Midland...Set his single-season career-high for HR during the performance.
- 👉 Named Texas League Player of the Week for June 26 - July 2, 2023 after hitting .438 (7-for-16) with 3 HR, 2 2B, 4 RBI, 3 BB, .550 OBP, 1.125 SLG vs. TUL.
- 👉 Set a career-high with a four-hit game on August 1, 2023 vs. CC where he fell a home run shy of the cycle.
- 👉 Set Amarillo's single-season OBP record in 2023, reaching base at a .382 clip...**Is the franchise's All-Time leader in triples with 13.**
- 👉 Was placed on the AMA IL on April 16...Returned on April 25th and had his first 3-hit night of the season on 4/28 @ FRI (3-for-4).

## #8 KRISTIAN ROBINSON - OF 2024 HIGHS: Hits - 3, Runs - 3, RBI - 4, HR - 1, 2B - 1, 3B - 1, BB - 4, K - 4, SB - 2

HEIGHT: 6'3"		WEIGHT: 190		B/T: R/R		AGE: 23 (12/11/2000 in Nassau, Bahamas)						2024 SPLITS:						
G	AVG	OBP	SLG	AB	R	H	2B	3B	HR	RBI	BB	SB/ATT	SO	V.RHP	V.LHP	HOME	AWAY	RISP
95	.209	.340	.337	297	43	62	9	1	9	36	57	9/13	130	.205	.219	.194	.222	.247

<b>LAST GAME:</b> 0-for-3, BB, K		<b>LAST HOME RUN:</b> 8/22 vs. CC off Fleury (Solo)						<b>CURRENT HITTING:</b> 0					
<b>ARK SERIES:</b> 0-for-3, BB, K		<b>LAST MULTI-HIT GAME:</b> 8/6 vs. NWA (2-for-4)						<b>SEASON LONG HITTING:</b> 7					
<b>CC SERIES:</b> 3-for-17, 3 HR, 4 RBI, 3 BB, 4 R, 9 K								<b>CURRENT ON-BASE:</b> 9					
								<b>SEASON-LONG ON-BASE:</b> 9					

- 👉 Signed by the Arizona Diamondbacks as an international free agent in July 2017 for \$2.5 Million.
- 👉 Was at one point the No. 1 prospect in the org and #43 in all of baseball.
- 👉 Missed the 2021-2022 seasons after dealing with legal issues and visa concerns.
- 👉 Was optioned to Low-A Visalia from the D-backs 40-man roster on May 29, 2023 and appeared in 43 games hitting .288 (18 XBH, 26 RBI).
- 👉 Appeared in High-A for the first time after a promotion on July 13th and hit .265 in 10 games (2 HR, 6 RBI) before being DFA on 8/12.
- 👉 Had three straight games with a home run on 9/16-17 vs Frisco & 9/19 vs SA and **seven home runs over his last 13 games played in 2023**
- 👉 Played in all six postseason games in 2023, hitting .368 with two HR, seven RBI...**10 MLB ST games in 2024 (.200, HR, 3 RBI, 4 BB, 3 R, 4 K)**

## #9 - JESUS VALDEZ - INF 2024 HIGHS: Hits - 3, Runs - 3, RBI - 3, HR - 1, 2B - 1, 3B - 1, BB - 2, K - 3, SB - 1

HEIGHT: 5'9"		WEIGHT: 175		B/T: R/R		AGE: 26 (12/29/1997 in Bani, Dominican Republic)						2024 SPLITS:						
G	AVG	OBP	SLG	AB	R	H	2B	3B	HR	RBI	BB	SB/ATT	SO	V.RHP	V.LHP	HOME	AWAY	RISP
54	.234	.313	.373	158	23	37	8	1	4	13	18	2/3	55	.189	.340	.233	.236	.222

<b>LAST GAME:</b> 1-for-4, HR, 2 RBI, R, K		<b>LAST HOME RUN:</b> 8/24 vs. CC off Guilfoil (2-Run)						<b>CURRENT HITTING:</b> 1					
<b>ARK SERIES:</b>		<b>LAST MULTI-HIT GAME:</b> 8/21 vs. CC (2-for-5)						<b>SEASON LONG HITTING:</b> 8					
<b>CC SERIES:</b> 3-for-17, HR, 2 RBI, 2 R, 5 K								<b>CURRENT ON-BASE:</b> 1					
								<b>SEASON-LONG ON-BASE:</b> 8					

- 👉 Originally signed by the Los Angeles Dodgers to a minor league contract on July 3, 2017
- 👉 Appeared in 60 games with the DSL Dodgers in 2018, hitting .230 with 11 doubles, four triples, six home runs, and 27 RBI
- 👉 Was traded to the Pittsburgh Pirates on August 31, 2018 for David Freese
- 👉 Appeared in 81 games in the Pirates organization between 2019-2021 where he hit .269 with 13 doubles, a triple, 10 home runs, and 42 RBI
- 👉 Signed by the Arizona Diamondbacks on Oct. 25, 2022 and assigned to Hillsboro...In 65 games with the Hops, hit .233 (12 2B, 4 3B, 10 HR, 38 RBI).
- 👉 Hit a HR in his first appearance as a position player with Amarillo on 8/13/23 @ TUL...Went 3-for-5 with three RBI.
- 👉 **Had an XBH in 7 straight games from July 9-26th...The most consecutive games with an XBH in the Texas League in 2024...Had 4 XBH in first 40 G**
- 👉 Appeared in 9 games with Triple-A Reno after a promotion on 7/27/24...hit .414 (12-for-29) with two home runs and five RBI.

## #19 A.J. VUKOVICH - OF 2024 HIGHS: Hits - 4, Runs - 3, RBI - 4, HR - 2, 2B - 2, 3B - 1, BB - 2, K - 4, SB - 1

HEIGHT: 6'5"		WEIGHT: 210		B/T: R/R		AGE: 23 (7/20/2001 in Mukwonago, WI)						2024 SPLITS:						
G	AVG	OBP	SLG	AB	R	H	2B	3B	HR	RBI	BB	SB/ATT	SO	V.RHP	V.LHP	HOME	AWAY	RISP
110	.264	.328	.451	421	52	111	25	3	16	74	40	6/9	141	.244	.324	.262	.265	.336

<b>LAST GAME:</b> 0-for-2, RBI, 2 BB, K		<b>LAST HOME RUN:</b> 8/24 vs. CC off Guilfoil (Solo)						<b>CURRENT HITTING:</b> 0					
<b>ARK SERIES:</b> 0-for-2, RBI, 2 BB, K		<b>LAST MULTI-HIT GAME:</b> 8/24 vs. CC (2-for-5)						<b>SEASON LONG HITTING:</b> 7					
<b>CC SERIES:</b> 9-for-22, 2 HR, 2 2B, 3B, 6 RBI, 2 BB, 5 R, 5 K								<b>CURRENT ON-BASE:</b> 7					
								<b>SEASON-LONG ON-BASE:</b> 12					

- 👉 After being drafted 119th overall out of high school, he made his pro debut with Low-A Visalia on 5/4/2021.
- 👉 Hit the first Grand Slam for Amarillo in 2023 (6/4 vs SPR) and was the first AMA player in 2023 with a multi-HR effort in the same game (2, 6/10 @ MID)
- 👉 First Sod Poodles player ever with multiple Grand Slams in the same season and one of two players to hit multiple GS for Amarillo (Eduardo Diaz)
- 👉 **Became just the second player in Sod Poodles history with a three-HR game**, doing so on July 3 vs TUL joining Edward Olivares (May 5, 2019)... It was the first three-HR game of his professional career. He also set a career-high with seven RBI which also tied the Sod Poodles franchise-high (Dominic Fletcher, 5/8/2022).
- 👉 His 24 home runs last year were the third most in a single season in team history and he **set the team's single-season RBI record on 9/9 @ ARK.**
- 👉 **Joined Leandro Cedeño, Tim Tawa, and Deyvison De Los Santos as the 4th member of AMA's 30 HR club on May 10, 2024 in Corpus Christi**
- 👉 **Amarillo's all-time RBI leader with 179.**









## #11 JEAN WALTERS - INF 2024 HIGHS: Hits - 3, Runs - 2, RBI - 2, HR - 1, 2B - 1, 3B - 1, BB - 1, K - 3, SB - 1

HEIGHT: 5'11"		WEIGHT: 155		B/T: S/R		AGE: 23 (8/13/2001 in Matanzas, Cuba)						2024 SPLITS:						
G	AVG	OBP	SLG	AB	R	H	2B	3B	HR	RBI	BB	SB/ATT	SO	V.RHP	V.LHP	HOME	AWAY	RISP
22	.240	.256	.347	75	9	18	3	1	1	9	2	2/3	17	.246	.214	.256	.219	.263

<b>LAST GAME:</b> 2-for-3, 2B, 2 R, K		<b>LAST HOME RUN:</b> 8/23 vs. CC off Rodriguez (Solo)						<b>CURRENT HITTING:</b> 3					
<b>ARK SERIES:</b> 2-for-3, 2B, 2 R, K		<b>LAST MULTI-HIT GAME:</b> 8/27 vs. ARK (2-for-3)						<b>SEASON LONG HITTING:</b> 4					
<b>CC SERIES:</b> 5-for-17, HR, 3B, RBI, BB, 3 R, 4 K								<b>CURRENT ON-BASE:</b> 3					
								<b>SEASON-LONG ON-BASE:</b> 4					

- 👉 Signed by the Arizona Diamondbacks as a minor league free agent on February 29, 2020 as an 18-year-old.
- 👉 Made his professional debut during the 2021 season at the Arizona Complex League, hitting .342 in 22 games (0 XBH, 9 RBI, 8 BB, SB, 10 K).
- 👉 Jumped to Low-A Visalia for the start of the 2022 season where he hit .198 in 72 games (5 2B, 3 3B, 19 RBI, 16 BB, 5 SB, 58 K)...Finished the year in the ACL
- 👉 Played his first 36 games of the 2023 season in the Complex League (.341, 10 2B, 2 3B, 2 HR, 28 RBI)... Hit his first pro homer in his first game on 6/5/23.
- 👉 Played 11 games with High-A Hillsboro and his last game of 2023 was with Triple-A Reno on September 12, 2023 (0-for-4, K).
- 👉 Started the 2024 season back with Hillsboro, hitting .293 in 55 games (6 2B, 3 3B, HR, 15 RBI, 13 BB)...Hit his first full-season HR on 6/28 @ VAN (Solo).
- 👉 Had a 9-game hit streak from 6/25-7/5 that included three multi-hit games and one of four 4-hit games of his career...Had two 4-hit games w/ Hillsboro.

<b>#3 ANDY WEBER - INF</b>													<b>2024 HIGHS: Hits - 3, Runs - 2, RBI - 4, HR - 1, 2B - 1, 3B --, BB - 2, K - 4, SB - 1</b>					
<b>HEIGHT: 6'0"</b>			<b>WEIGHT: 190</b>			<b>B/T: L/R</b>			<b>AGE: 27 (7/25/1997 in Aurora, OH)</b>			<b>2024 SPLITS:</b>						
<b>G</b>	<b>AVG</b>	<b>OBP</b>	<b>SLG</b>	<b>AB</b>	<b>R</b>	<b>H</b>	<b>2B</b>	<b>3B</b>	<b>HR</b>	<b>RBI</b>	<b>BB</b>	<b>SB/ATT</b>	<b>SO</b>	<b>V.RHP</b>	<b>V.LHP</b>	<b>HOME</b>	<b>AWAY</b>	<b>RISP</b>
30	.322	.375	.508	118	18	38	10	-	4	13	9	2/2	26	.298	.382	.306	.348	.286
<b>LAST GAME:</b> 2-for-4, 2B, RBI, 2 K						<b>LAST HOME RUN:</b> 8/22 vs. CC off Fleury (Solo)						<b>CURRENT HITTING:</b> 9						
<b>ARK SERIES:</b> 2-for-4, 2B, RBI, 2 K						<b>LAST MULTI-HIT GAME:</b> 8/27 vs. ARK (2-for-4)						<b>SEASON LONG HITTING:</b> 9						
<b>CC SERIES:</b> 9-for-22, 2 HR, 3 2B, 4 RBI, BB, 6 R, 2 K												<b>CURRENT ON-BASE:</b> 9						
												<b>SEASON-LONG ON-BASE:</b> 9						

-  Originally selected by the Chicago Cubs in the 5th round of the 2018 MLB draft out of Virginia.
-  Selected by the Arizona Diamondbacks in the 2023 Rule 5 Draft and assigned to Triple-A Reno but placed on the 60-day IL on 3/19/24.
-  After being drafted by the Cubs, appeared in 36 games between the Arizona Complex League and Short-Season Eugene (5 2B, 2 HR, 10 RBI, 13 BB).
-  Spent all of 2019 with the South Bend Cubs (A-Full) where he hit .275 in 127 games including 36 doubles which ranked 2nd in the Midwest League.
-  From 2021-2023 played in 223 games with Double-A Tennessee where he hit .255 with 43 doubles, three triples, nine home runs, 67 RBI, and 87 walks.
-  Appeared in 4 postseason games with the Smokies in 2023 where he went 5-for-14 (.357) with three RBI and a walk while striking out five times.
-  Was activated off the 60-day IL on 7/6/24 and appeared in eight rehab games in the Arizona Complex League where he was 8-for-31 (2 2B, HR, 6 RBI).
-  **Went 3-for-4 with a homer and four RBI in his Amarillo debut on 7/19 vs. SPR...His 4 RBI night tied his career-high for a single game (4th time in 441 G)**

**TEAM BATTING**
**OVERALL**

AVG	G	AB	R	H	TB	2B	3B	HR	RBI	BB	SO	SB	CS	OBP	SLG	OPS
.246	120	4001	551	985	1599	181	17	133	521	414	1182	82	28	.323	.400	.723

**MONTHLY**

<b>APRIL</b>	.261	22	769	108	201	312	33	3	24	101	79	245	14	6	.338	.406	.744
<b>MAY</b>	.227	26	829	110	188	309	34	3	27	104	94	258	30	11	.314	.373	.687
<b>JUNE</b>	.242	27	871	114	211	341	43	3	27	109	93	229	11	5	.318	.392	.710
<b>JULY</b>	.252	23	771	116	194	318	34	6	26	108	79	218	8	4	.327	.412	.739
<b>AUGUST</b>	.251	22	761	103	191	319	37	2	29	99	69	232	19	2	.320	.419	.739
<b>SEPTEMBER</b>	-	-	-	-	-	-	-	-	-	-	-	-	-	-	-	-	-

**HOME VS. ROAD**

<b>HOME</b>	.258	57	1886	299	487	823	82	7	80	287	200	558	28	13	.333	.436	.769
<b>ROAD</b>	.235	63	2115	252	498	776	99	10	53	234	214	624	54	15	.314	.367	.681

**SITUATIONAL SPLITS**

	AVG	G	AB	H	TB	2B	3B	HR	RBI	BB	SO	OBP	SLG	OPS
<b>VS RIGHT</b>	.242	119	3065	743	1193	131	14	97	381	311	913	.317	.389	.706
<b>VS LEFT</b>	.259	80	936	242	406	50	3	36	140	103	269	.342	.434	.776
<b>W/ RISP</b>	.255	119	1034	264	439	53	7	36	386	115	314	.331	.425	.756
<b>TEAM IS AHEAD</b>	.257	77	1314	338	571	56	9	53	211	143	375	.335	.435	.770
<b>TEAM IS BEHIND</b>	.235	94	1737	409	649	80	5	50	202	164	517	.308	.374	.682

**HOME RUNS**
**MULTI-RBI GAMES**
**MULTI-HIT GAMES**

PLAYER	SOLO	2R	3R	GS	TOTAL	2	3	4	5+	TOTAL	2	3	4	5+	TOTAL
Beaty	2	2	1		5	3	3			6	11		1		12
Brigman															
Castillo	4	1			5	5	2			7	6	2			8
Chen	1				1	2				2		1			1
Cintron		2	1		3	5	2	1		8	11	4	1		16
D'Orazio	4		1		5	2		2		4	14	1			15
De Los Santos	4	9	1		14	7	4		1	12	11	4	2		17
Fernandez															
Graham	2	1			3	8				8	8	3	1		12
Lin	1				1						5		1		6
Melendez	13	4	3		20	7	5	1		13	19	4	2		25
Patiño	4				4	1				1	11	2	1		14
Pintar						2				2	1				1
Roberts	10	5	1		16	9	5	1		15	19	5			24
Robinson	6	2		1	9	3	1	2		6	9	2			11
Tawa	12	5	3	1	21	11	3	1	2	17	21	10			31
Valdez	2	1	1		4	2	1			3	7	2			9
Vukovich	6	5	5		16	11	5	3		19	16	9	1		26
Walters	1				1	2				2	2	1			3
Warmoth			1		1	3	2	1		6	4	2			6
Weber	2	1	1		4	1	1	1		3	9	3			12
<b>TOTALS:</b>	<b>74</b>	<b>38</b>	<b>19</b>	<b>2</b>	<b>133</b>	<b>84</b>	<b>34</b>	<b>13</b>	<b>3</b>	<b>134</b>	<b>183</b>	<b>55</b>	<b>10</b>	<b>0</b>	<b>248</b>

**HOME RUN VARIANTS**

**WALK-OFF HR (2):** Roberts (2x, 5/18 vs. FRI, 9th Inninig, Solo; 8/23 vs. CC, 9th inning, 2-Run)

**BACK-TO-BACK HR (3):** Roberts/Tawa (7/10 @ SA, 6th inning); Melendez/Roberts (8/20 vs. CC, 3rd inning); Vukovich/Roberts (8/24 vs. CC)

**MUTLI-HR GAMES (4):** Roberts (6/21 vs. SA); Melendez (5/14 vs. FRI); De Los Santos (4/28 @ FRI); Vukovich (4/6 vs. SA)

**THREE-HR GAMES (0):**

**EXTRA-INNING HR (0):**

**GRAND SLAMS (2):** Tawa (5/12 @ CC, 9th inning); Robinson (8/14 @ SA, 8th inning)

**INSIDE-THE-PARK HR (0):**

**PINCH-HIT HR (0):**

**HR IN CONSECUTIVE GAMES (17):** Melendez (5x: 4/19-20 vs. SPR; 5/24-26 @ NWA; 6/14-15 @ FRI; 6/21-22 vs. SA; 8/20-21 vs. CC); De Los Santos (3x: 5/1-2 vs. MID; 5/5-7 vs. MID, @ CC; 5/17-18 vs. FRI); Tawa (3x: 4/24-26 @ FRI; 5/9-10 @ CC; 7/27-28 vs. WCH); Cintron (6/20-21 vs. SA); Beaty (6/28-29 @ TUL); Castillo (8/2-3 @ CC); Vukovich (8/8-9 vs. NWA); Robinson (8/20-21 vs. CC); Roberts (8/23-24 vs. CC)

**HR IN THREE CONSECUTIVE GAMES: (1):** Robinson (8/20-23 vs. CC)

**HR IN FOUR CONSECUTIVE GAMES (0):**

**LEAD OFF HR (2):** Patiño (4/10 @ MID); Castillo (8/21 vs. CC)

STARTS BY BATTING ORDER (TEAM RECORD)										STARTS BY POSITION (TEAM RECORD)								
PLAYER	1	2	3	4	5	6	7	8	9	C	1B	2B	3B	SS	LF	CF	RF	DH
Beaty		4-11	1-2	14-13							16-19							3-7
Brigman									0-1					0-1				
Castillo	7-7				1-2	2-2	3-5	3-5	0-1		6-6					4-7	4-8	2-1
Cerda							0-1			0-1								
Chen		0-1					0-1	4-8	3-8			4-9	1-1	2-8				
Cintron	15-24	10-8			0-1	1-0	0-2	1-0	2-0			5-5	4-4	20-26				
D'Orazio		6-2			1-6	7-9	11-7	5-11	5-1	27-31								8-5
DeLosSantos			5-5	11-17							15-20							1-3
Fernandez									0-1				0-1					
Graham	3-5	1-2	1-1		2-1	5-14	8-19	6-1	2-0						20-34			8-9
Lin				1-0	0-1	5-0	1-1		2-2	3-4								6-0
Melendez			3-9	7-9	31-31	0-5					8-13		33-36					0-4
Patiño	8-13				1-0	2-4	10-9	2-4	4-7						1-1	25-35		1-1
Pintar	6-3					1-0										5-3		2-0
Roberts	2-0	12-14	3-5	10-21	6-8	4-8	3-0			23-31								18-25
Robinson		1-0				2-1	12-15	24-24	6-9								42-49	3-0
Tawa	9-9	3-7	30-38	4-1	0-1	1-1					8-9	26-26	4-5	1-1	0-1	6-8	0-1	1-6
Valdez		1-0				1-1	1-2	0-3	14-22			7-9	10-19					
Vukovich	2-3	9-12	10-7	5-3	9-16	16-17	0-1								31-30	13-14	7-9	0-6
Walters	1-1	1-2						3-3	3-5			7-10	1-1					
Warmoth		2-5						0-3	5-8	12-10		3-7		15-18	1-1			
Weber	0-2	3-3		1-3	2-0	6-5	4-1					1-1		15-13				

HITTING STREAKS (CURRENT IN BOLD)		
PLAYER	LENGTH / DATES	STREAK STATS
Cintron	13, 7/20-8/6	.392 (20-for-51), HR, 4 2B, 6 RBI, 4 BB, 12 R, 6 K
Weber	<b>9, 8/16-27</b>	<b>.389 (14-for-36), 2 HR, 5 2B, 5 RBI, BB, 6 R, 6 K</b>
Valdez	8, 7/5-25	.481 (13-for-27) HR, 6 2B, 3B, 3 RBI, 2 BB, 4 R, 5 K
De Los Santos	7, 4/5-12	.400 (12-for-30), 2 HR, 2 2B, 5 RBI, 7 R, 8 K, SB
Graham	7, 5/8-23	.292 (7-for-24), 3 2B, 2 BB, 5 R, 10 K
Melendez	7, 4/14-24	.333 (9-for-27), 3 HR, 5 RBI, 3 BB, 7 R, 5 K
Robinson	7, 8/16-23	.304 (7-for-23), 3 HR, 2B, 4 RBI, 4 BB, 7 R, 3 SB, 11 K
Tawa	7, 5/3-10	.276 (8-for-29), 3 HR, 2B, 6 RBI, 2 SB, 4 R, 7 K
Vukovich	7, 5/18-25	.400 (10-for-25), HR, 5 2B, 5 RBI, 5 BB, 4 R, 6 K
Vukovich	7, 4/13-20	.423 (11-for-26), HR, 2B, 5 RBI, 4 BB, 3 R, 7 K
Beaty	6, 7/4-11	.381 (8-for-21), HR, 2B, 4 RBI, 3 BB, 4 R, 4 K
De Los Santos	6, 5/12-18	.524 (11-for-21), 3 HR, 12 RBI, 4 BB, 5 R, 4 K
Graham	6, 4/25-5/2	.350 (7-for-20), 3B, 2B, 3 BB, 4 R, SB, 7 K
Roberts	6, 5/24-30	.364 (8-for-22), HR, 4 2B, 6 RBI, 2 BB, 4 R, 3 K
Robinson	6, 7/10-19	.400 (8-for-20), HR, 2 RBI, 4 BB, 4 R, 5 K
Vukovich	6, 8/18-24	.400 (10-for-25), 2 HR, 2 2B, 3B, 7 RBI, 2 BB, 5 R, 5 K

MULTI-RUN INNINGS		
RUNS	NO. OF TIMES	LAST
2	65	8/24 vs. CC, 8th inning
3	33	8/24 vs. CC, 9th inning
4	19	8/23 vs. CC, 9th inning
5	10	8/9 vs. NWA, 3rd inning
6	3	8/8 vs. NWA, 7th inning
7	1	7/23 vs. WCH, 6th inning
8+	1	8/21 vs. CC, 9 Runs, 2nd inning

SCORE BY INNING												
	1	2	3	4	5	6	7	8	9	10	11+	TOTAL
<b>OPP</b>	66	63	92	117	82	70	60	70	42	8	8	668
<b>AMA</b>	50	73	67	66	51	59	54	67	53	9	2	551


**FIELDING**

CATCHER'S BOX (W/L BASED ON STARTS)						
PLAYER	CS	SB	ATT	CS %	PB	W-L
Cerda	1	3	4	.250	-	0-1
D'Orazio	17	60	77	.221	8	27-31
Lin	4	9	13	.308	-	3-4
Roberts	26	65	91	.286	19	23-31
<b>TOTAL</b>	<b>48</b>	<b>137</b>	<b>185</b>	<b>.259</b>	<b>27</b>	<b>53-67</b>

TEAM FIELDING						
%	G	PO	A	E	DP	PB
.979	120	3137	1042	89	89	27

ERRORS BY POSITION		
POSITION	SOD POODLES	OPPONENT
C	12	2
1B	6	7
2B	15	9
3B	17	18
SS	19	16
LF	2	6
CF	2	3
RF	6	5
P	10	12
<b>TOTAL</b>	<b>89</b>	<b>78</b>

# NOTABLE GAMES



AMARILLO HAVE 5 OR FEWER HITS		
DATE	HITS	OPPONENT
4/13	2	@ MID
4/21	4	vs. SPR
5/3	3	vs. MID
5/4	3	vs. MID
5/8	4	@ CC
5/11	4	@ CC
5/16 (1)	3	vs. FRI
5/19	5	vs. FRI
5/23	5	@ NWA
5/29	4	@ ARK
5/30	5	@ ARK
6/1 (2)	4	@ ARK
6/5	4	vs. TUL
6/7 (1)	4	vs. TUL
6/9	4	vs. TUL
6/15	3	@ FRI
6/16	4	@ FRI
6/23	3	vs. SA
7/2	3	vs. MID
7/3	2	vs. MID
7/6	2	@ MID
8/2	5	@ CC
8/7	3	vs. NWA
8/15	0	@ SA
8/17	5	@ SA
8/23	4	vs. CC
8/27	5	vs. ARK

TOTAL: 26 (14 HOME, 12 ROAD)

OPPONENTS HAVE 5 OR FEWER HITS		
DATE	HITS	OPPONENT
4/13	5	@ MID
5/2	2	vs. MID
5/8	2	@ CC
5/22	4	@ NWA
5/23	5	@ NWA
5/25	4	@ NWA
5/28	3	@ ARK
5/29	5	@ ARK
6/1 (1)	3	@ ARK
6/2	4	@ ARK
6/4	3	vs. TUL
6/8	4	vs. TUL
6/13	4	@ FRI
6/23	3	vs. SA
6/30	4	@ TUL
7/10	5	@ SA
7/12	3	@ SA
7/19	4	vs. SPR
7/24	5	vs. WCH
7/31	4	@ CC
8/2	5	@ CC
8/10	5	vs. NWA
8/13	4	@ SA
8/21	3	vs. CC

TOTAL: 23 (8 HOME, 15 ROAD)

AMARILLO HAVE 10 OR MORE RUNS		
DATE	RUNS	OPPONENT
4/16	13	vs. SPR
4/23	12	@ FRI
5/7	12	@ CC
5/24	14	@ NWA
6/18	16	vs. SA
6/20	10	vs. SA
6/21	10	vs. SA
7/23	12	vs. WCH
7/30	11	@ CC
8/6	10	vs. NWA
8/20	11	vs. CC
8/21	13	vs. CC

TOTAL: 12 (8 HOME, 4 ROAD)

OPPONENTS HAVE 10 OR MORE RUNS		
DATE	RUNS	OPPONENT
4/5	12	vs. SA
4/6	18	vs. SA
4/14	11	@ MID
4/25	13	@ FRI
4/30	14	vs. MID
5/12	14	@ CC
5/16 (1)	10	vs. FRI
5/16 (2)	10	vs. FRI
6/5	12	vs. TUL
6/7 (1)	15	vs. TUL
6/9	17	vs. TUL
6/12	11	@ FRI
6/20	12	vs. SA
6/26	16	@ TUL
6/29	10	@ TUL
7/1	14	vs. MID
7/4	24	@ MID
7/27	10	vs. WCH
7/28	10	vs. WCH
8/24	11	vs. CC

TOTAL: 20 (13 HOME, 7 ROAD)

## EXTRA INNING GAMES (11) 5-6

DATE	OPP	RESULT	SCORE	W	L	S	TIME
4/19	SPR	L	4-9 (12)	Granillo (1-0)	Meza (0-1)		3:33
4/28	@ FRI	W	6-5 (10)	Mabrey (2-0)	Birlingmair (0-1)	Gutierrez (1)	2:43
5/14	vs. FRI	W	7-6 (10)	Stumpo (2-0)	Ahlstrom (2-1)		2:42
6/14	@ FRI	L	3-4 (10)	Owens (1-0)	Albright (0-2)		2:39
6/22	vs. SA	W	4-3 (10)	Amendt (1-1)	Pena (0-2)		2:12
6/23	vs. SA	L	1-2 (10)	Routzahn (4-0)	Rashi (1-3)		2:33
7/31	@ CC	L	1-2 (10)	Ford (3-2)	Stumpo (3-1)		2:58
8/1	@ CC	W	3-2 (10)	Barnes (2-1)	Rodning (0-1)	Alvarez (1)	3:01
8/6	vs. NWA	W	10-9 (10)	Rashi (3-3)	Simonelli (4-2)		3:16
8/9	vs. NWA	L	6-7 (11)	Way (5-3)	Gutierrez (1-1)		3:14
8/16	@ SA	L	2-3 (10)	Brito, R (3-3)	Alvarez, Y (0-3)	--	3:01

## DOUBLEHEADERS (2) 1-3

DATE	OPP	RESULT	SCORE	W	L	S	TIME
5/16	vs. FRI	L	2-10	Garcia, R (2-2)	Corcoran, B (0-1)	--	2:01
5/16 (2)	vs. FRI	L	2-10	Anderson, B (2-2)	Hill, J (1-3)	--	2:10
6/1	@ ARK	W	4-2	Diaz, Y (3-4)	VanScoter, R (2-3)	Mabrey, W (1)	2:07
6/1 (2)	@ ARK	L	1-5	Mercedes, J (2-2)	Hill, J (1-4)	--	2:03
6/7	vs. TUL	L	4-17	Morillo, J (2-1)	Diaz, Y (3-5)	--	2:39
6/7 (2)	vs. TUL	W	6-1	Rashi, T (1-2)	Williams, K (2-6)	--	2:16

## SHUTOUTS (16) 3-13

DATE	OPP	RESULT	SCORE	W	L	S	TIME
4/13	@ MID	L	0-2	Cusick, R (1-0)	Diaz, Y (0-2)	Holman, G (3)	2:18
5/2	vs. MID	W	4-0	Diaz, Y (1-3)	Beers, B (2-2)	--	2:06
5/3	vs. MID	L	0-8	Basso, B (1-1)	File, D (1-2)	--	2:38
5/4	vs. MID	L	0-6	Hoglund, G (3-1)	Hill, J (0-2)	--	2:13
5/8	@ CC	L	0-1	Guilfoil, T (2-3)	Diaz, Y (1-4)	Ford, K (2)	2:05
5/11	@ CC	L	0-2	Bloss, J (1-0)	Clayton, L (0-2)	Strotman, D (1)	2:07
5/25	@ NWA	W	9-0 (7)	Diaz, Y (2-4)	Barnett, M (2-2)	--	1:53
5/29	@ ARK	L	0-1	Evans, L (5-2)	Percival, C (2-4)	Taylor, T (3)	2:11
6/2	@ ARK	L	0-2	Curvelo, L (4-0)	Amendt, K (0-1)	Taylor, T (4)	2:11
6/16	@ FRI	L	0-12	Teodo, E (4-1)	File, D (2-6)	--	2:27
7/6	@ MID	L	0-5	Gonzalez, J (5-2)	Giesting, S (2-2)	--	2:30
7/12	@ SA	L	0-1	Kollar, J (9-3)	Alvarez, Y (0-2)	Pena, F (1)	2:06
8/7	vs. NWA	L	0-4	Zobac, S (2-2)	Corcoran, B (5-5)	--	2:04
8/13	@ SA	W	5-0	Corcoran, B (6-5)	Krob, A (3-10)	--	2:40
8/15	@ SA	L	0-8	Bergert, R (2-7)	Giesting, S (2-6)	--	2:31
8/17	@ SA	L	0-4	Lizarraga, V (5-6)	Elbis, J (0-2)	--	2:10

## PINCH HITTER TOTALS

PLAYER	DATE	SITUATION	RESULT
Graham	4/6 vs. SA	Bot. 8th, 0 Outs	K
Valdez	4/16 vs. SPR	Bot. 6th, 0 Outs	K
Graham	4/26 @ FRI	Top 9th, 2 Outs	1B
Graham	5/5 vs. MID	Bot. 9th, 2 Outs	K
Valdez	5/24 @ NWA	Top 6th, 0 Outs	BB
Graham	6/23 vs. SA	Bot. 8th, 1 Out	SF RBI
Graham	7/13 @ SA	Top 9th, 2 Out	F8
Graham	8/4 @ CC	Top 9th, 0 Out	L9
Walters	8/21 vs. CC	Bot. 3rd, 2 Out	K

Total: 1-for-7, RBI, BB, 4 K

## WALK-OFF WINS

DATE	SCORE	GAME-WINNING PLAY
5/14 vs. FRI	7-6 (10)	Melendez 2-RBI 2B
5/18 vs. FRI	4-3	Roberts Solo HR
6/22 vs. SA	4-3 (10)	Vukovich RBI 1B
8/6 vs. NWA	10-9 (10)	Roberts 2 RBI 1B
8/23 vs. CC	5-4	Roberts 2-Run HR



#26 - RHP JHOSMER ALVAREZ 2024 HIGHS: IP - 1.1, K - 4, BB - 1, H - 3, R - 1, ER - 1

RECENT APPEARANCES

HEIGHT: 6'1" WEIGHT: 155 B/T: R/R AGE: 23 (6/29/2001 in Venezuela)
18 G 0-3 2/2 SV/SVO 12/6 K/BB 2.33 ERA
OVERALL: 18 G, 3 HLD, 5 GF, 19.1 IP, 20 H, 7 R, 54 ER, HR, 2 HB, .282 BAA
LAST 10 G: 0-1, 1.69 ERA, 10.2 IP, 4 GF, 2 HLD, 2 SV, 4 R, 2 ER, 10 H, 11 K, 4 BB

Signed by the Arizona Diamondbacks on July 2nd, 2017 out of Venezuela.
He made his minor league debut on June 21st, 2021 with Visalia.
Across two levels in 2021 he didn't allow a run across ten innings pitched and struck out 18 batters.
In Visalia in 2024 he had a 1.80 ERA and had a 15/4 K/BB ratio.

#10 - ZACH BARNES - RHP 2024 HIGHS: IP - 2.0, K - 3, BB - 2, H - 4, R - 4, ER - 4

RECENT APPEARANCES

HEIGHT: 6'0" WEIGHT: 180 B/T: R/R AGE: 24 (4/10/1999 in Scottsdale, AZ)
19 G 2-1 -/2 SV/SVO 24/10 K/BB 4.38 ERA
OVERALL: 19 G, 24.2 IP, 3 HLD, GF, 26 H, 13 R, 12 ER, .265 BAA
LAST 10 G: 1-0, 7.36 ERA, 11.0 IP, GF, 9 ER, 12 H, 16 K, 6 BB

Signed by the D-backs as a minor league free agent on July 17, 2021 after a collegiate career at Grand Canyon University.
Made his professional debut on 8/7/21 with Low-A Visalia, his only professional start (3.0 IP, 4 H, 4 R, 3 ER, 2 HR, 2 K, BB).
Appeared in 22 games during the 2022 season across three levels and went 2-2 with a 8.31 ERA.
Worked in 42 total games in 2023 between Hillsboro, Amarillo, and Reno...was 5-4 with a 4.60 ERA...All wins with Hillsboro.
Made four appearances with Triple-A Reno in 2024, going 0-0 with a 2.57 ERA over 7.0 IP (6 H, 2 ER, 5 K, BB, HB)

#38 CONOR GRAMMES - RHP 2024 HIGHS: IP - 2.0, K - 3, BB - 3, H - 4, R - 4, ER - 4

RECENT APPEARANCES

HEIGHT: 6'1" WEIGHT: 200 B/T: R/R AGE: 27 (7/13/1997 in McLean, VA)
35 G 2-2 1/3 SV/SVO 43/34 K/BB 5.18 ERA
OVERALL: 35 G (1 GS), 8 GF, 41.2 IP, 36 H, 29 R, 24 ER, 3 HR, 5 HB, .228 BAA
LAST 10 G: 1-1, 5.06 ERA, 2 GF, 3 HLD, 10.2 IP, 10 H, 6 ER, HR, 10 K, 5 BB

Selected by the Arizona Diamondbacks 5th round of the 2019 MLB draft out of Xavier University (Cincinnati, OH).
Started Game Three of the 2023 Texas League Championship Series against Arkansas and set a career-high with six strikeouts.
Made his AA debut on May 28, 2023 against San Antonio on the road...Got a win in each of his first two games with AMA.
Went 1-0 with a 1.29 ERA in three appearances during the 2023 playoffs...Allowed just two hits over 7.0 IP (9 K, 2 BB).
Over 30 reg. season games (6 GS) with AMA in 2023 went 5-2 with a 3.55 ERA and had 15 scoreless outings.

#20 GERARDO GUTIERREZ - RHP 2024 HIGHS: IP - 2.0, K - 4, BB - 3, H - 3, R - 3, ER - 3

RECENT APPEARANCES

HEIGHT: 6'1" WEIGHT: 190 B/T: R/R AGE: 25 (9/15/1998 in Akil, Yucatán, Mexico)
33 G 1-1 3/3 SV/SVO 32/25 K/BB 4.58 ERA
OVERALL: 33 G, 18 GF, 4 HLD, 37.1 IP, 35 H, 25 R, 19 ER, 5 HR, .252 BAA
LAST 10 G: 0-1, 5.40 ERA, 4 GF, 11.1 IP, 11 H, 2 HR, 8 R, 7 ER, 7 K, 9 BB

Was signed by the Arizona Diamondbacks as a minor league free agent on Dec. 12, 2023.
Up until he was signed by the D-backs, spent his entire professional career playing in the Mexican League with three teams.
Posted a 7-1 record with a 4.13 ERA during the 2022 season between Tecolotes de los Dos Laredos and Venados de Mazatlan.
Appeared in a career-high 61 games in 2023, going 3-1 with a 3.18 ERA and two saves between Dos Laredos, Mazatlan, and El Águila de Veracruz.
Was 15-14 with a 4.68 ERA in 195 games (13 GS) and five saves between over 263.1 IP...256 K, 142 BB, 137 ER in the Mexican League
Across 34 games with High-A Hillsboro and Amarillo is 1-1 with a 3.83 ERA and four saves (34 H, 24 R, 17 ER, 5 HR, 36 K, 24 BB)

#17 - RHP JAMISON HILL 2024 HIGHS: IP - 7.0, K - 7, BB - 4, H - 9, R - 9, ER - 8

RECENT APPEARANCES

HEIGHT: 6'1" WEIGHT: 180 B/T: R/R AGE: 25 (3/28/1999 in San Diego, CA)
24 G (12 GS) 3-5 -/- SV/SVO 70/28 K/BB 6.86 ERA
OVERALL: 24 G, 78.2 IP, 94 H, 60 ER, 15 HR, 2 GF, 5 HB, .296 BAA
LAST 10 G: 2-0, 6.35 ERA, 3 GF, HLD, 17.0 IP, 21 H, 14 ER, 2 HR, 15 K, 4 BB

Signed by the Arizona Diamondbacks as a minor league free agent on July 22, 2021 out of Fresno State (Fresno, CA)
On 7/29/2022, he set a Hillsboro Hops franchise record and career-high with 13 strikeouts in a game.
Set a career high while also tying an Amarillo franchise record with 8.0 I.P. on September 1st, 2023 against Midland.
Made his Triple-A Debut in a spot start for Reno on June 7 at Tacoma (SEA) 0-1, 4.1 IP, 5 H, 6 R, 5 ER, HR, 2 K, 4 BB
Set the AMA all-time strikeout record on Aug. 11, 2024 vs. NWA (Gavin Cross, 7th inning)...passed Brandon Pfaadt

#24 WILL MABREV - LHP 2024 HIGHS: IP - 2.0, K - 3, BB - 3, H - 5, R - 2, ER - 2

RECENT APPEARANCES

HEIGHT: 6'0" WEIGHT: 185 B/T: L/L AGE: 23 (9/23/2000 in Cookeville, TN)
37 G 3-2 1/1 SV/SVO 44/23 K/BB 3.43 ERA
OVERALL: 37 G, GF, 39.1 IP, 9 HLD, 36 H, 18 R, 15 ER, .237 BAA
LAST 10 G: 1-0, 3.44 ERA, 2 HLD, 9.1 IP, 7 H, 2 HR, 4 R, 4 ER, 12 K, 3 BB

Selected by the Arizona Diamondbacks in the 6th round of the 2022 MLB Draft out of the University of Tennessee.
Following the draft, was placed on the 60-day IL...Made his professional debut on April 6, 2023 with Low-A Visalia...Went 2-0 with a 3.95 ERA over 13.2 IP in nine games with the Rawhide...Appeared in 18 games with Hillsboro (1-1, 2.33 ERA, 27.0 IP, 31 K, 5 BB).
Finished the 2023 regular season with Amarillo going 4-0 with a 3.20 ERA in 16 appearances before an oblique injury.
Went his first four outings of the 2024 season without surrendering a hit (4.2 IP)...Has not allowed a hit in eight of his first 13 outings.

2024 SPLITS VS. RHB: .295/.357/.506, 52 H, 12 2B, 3 HR, 33 RBI, 36 K, 14 BB, 196 PA VS. LHB: .297/.356/.497, 43 H, 5 2B, 8 HR, 22 RBI, 34 K, 14 BB, 163 PA
HOME: 11 G, 4 GS, 0-3, 7.67 ERA, 31.2 IP, 43 H, 27 ER, 20 K, 12 BB AWAY: 13 G, 8 GS, 3-2, 6.32 ERA, 47.0 IP, 52 H, 34 R, 33 ER, 9 HR, 50 K, 16 BB
W/RISP: .305/.374/.524, 25 H, 7 2B, 3B, 3 HR, 38 RBI, 21 K, 12 BB, 99 PA

Table with columns: DATE, DEC, P-S, IP, H, R, ER, HR, BB, SO, IR/S. Rows include 7/9 @ SA, 7/12 @ SA, 7/21 vs. SPR, etc.

LAST WIN: 6/8/24 @ SPO (A+)
LAST LOSS: 8/16/24 @ SA
LAST SAVE: 8/10/24 vs. NWA

Table with columns: DATE, DEC, P-S, IP, H, R, ER, HR, BB, SO, IR/S. Rows include 5/18 vs. FRI, 7/20 vs. SPR, 7/23 vs. WCH, etc.

LAST WIN: 8/1/24 @ CC
LAST LOSS: 4/9/24 @ MID
LAST SAVE: N/A

Table with columns: DATE, DEC, P-S, IP, H, R, ER, HR, BB, SO, IR/S. Rows include 7/9 @ MID, 7/9 @ SA, 7/14 @ SA, etc.

LAST WIN: 7/24/24 vs. WCH
LAST LOSS: 7/20/24 vs. SPR
LAST SAVE: 5/10/24 @ CC

Table with columns: DATE, DEC, P-S, IP, H, R, ER, HR, BB, SO, IR/S. Rows include 7/2 vs. MID, 7/5 @ MID, 7/11 @ SA, etc.

LAST WIN: 6/18/24 vs. SA
LAST LOSS: 8/9/24 vs. NWA
LAST SAVE: 5/22/24 @ NWA

Table with columns: DATE, DEC, P-S, IP, H, R, ER, HR, BB, SO, IR/S. Rows include 6/23 vs. SA, 6/30 @ TUL, 7/4 @ MID, etc.

LAST WIN: 8/14/24 @ SA
LAST LOSS: 6/30/24 @ TUL
LAST SAVE:

Table with columns: DATE, DEC, P-S, IP, H, R, ER, HR, BB, SO, IR/S. Rows include 7/11 @ SA, 7/14 @ SA, 7/20 vs. SPR, etc.

LAST WIN: 8/18/24 @ SA
LAST LOSS: 6/20/24 vs SA
LAST SAVE: 6/1/24 @ ARK

#23 TAYLOR RASHI - RHP 2024 HIGHS: IP - 2.0, K - 3, BB - 2, H - 6, R - 6, ER - 6

RECENT APPEARANCES

HEIGHT: 6'4" WEIGHT: 220 B/T: R/R AGE: 28 (1/15/1996 in Torrance, CA)
33 G 4-3 3/5 SV/SVO 51/20 K/BB 4.46 ERA
OVERALL: 33 G, 42.1 IP, 15 GF, 6 HLD, 40 H, 7 HR, 30 R, 21 ER, .241 BAA AUG: 7 G, 2-0, 1.08 ERA, 2 GF, 2 HLD, 8.1 IP, 4 H, 2 R, ER, 10 K, 3 BB
LAST 10 G: 3-0, 1.46 ERA, 3 GF, 3 HLD, 12.1 IP, 6 H, HR, 3 R, 2 ER, 16 K, 5 BB VS. ARK: G, 0-0, 0.00 ERA, GF, 1.0 IP, 0 H, K

Was originally selected by the San Francisco Giants in the 23rd round of the 2019 MLB Draft out of UC-Irvine
Spent 2021 with High-A Eugene where he went 6-3 with a 4.44 ERA in 32 games in the Northwest League.
Appeared in 30 games with Double-A Richmond in 2022 where he went 1-3 with a 2.83 ERA.
Was claimed off waivers by the Arizona Diamondbacks on December 7, 2022...Placed on the 60-day IL on 3/31/23.
In 11 games in 2023 with Amarillo went 3-1 with a 1.05 ERA and boasted a 23/4 K/BB rate including postseason.

2024 SPLITS VS. RHB: 202/.280/.367, 22 H, 5 HR, 3 2B, 23 RBI, 36 K, 12 BB, 126 PA VS. LHB: .316/.403/.509, 18 H, 2 HR, 5 2B, 10 RBI, 15 K, 8 BB, 67 PA
HOME: 145G, 4-1, 4.29 ERA, 9 GF, 2 SV, 21.0 IP, 22 H, 18 R, 10 ER, 4 HR, 26 K, 10 BB AWAY: 18 G, 0-2, 4.64 ERA, 5 HLD, 1 SV, 6 GF, 21.1 IP, 18 H, 11 ER, 3 HR, 25 K, 10 BB
W/ RISP: .233/.324/.450, 14 H, 4 HR, 2B, 30 RBI, 22 K, 10 BB, 75 PA

Table with columns: DATE, DEC, P-S, IP, H, R, ER, HR, BB, SO, IR/S. Rows include games against @ SA, @ ND, vs. WCH W(2), vs. WCH ND, @ CC H(4), @ CC ND, vs. NWA W(3), vs. NWA W(4), @ SA H(5), @ SA ND, @ CC H(6), vs. CC ND.

LAST WIN: 8/8/24 vs. NWA
LAST LOSS: 6/23/24 vs. SA
LAST SAVE: 4/24/24 @ FRI

#31 JAKE RICE - LHP 2024 HIGHS: IP - 2.1, K - 5, BB - 3, H - 3, R - 4, ER - 3

RECENT APPEARANCES

HEIGHT: 6'1" WEIGHT: 220 B/T: L/L AGE: 27 (7/19/1997 in Birmingham, AL)
39 G 2-1 -/- SV/SVO 56/25 K/BB 3.40 ERA
OVERALL: 39 G, 6 GF, 5 HLD, 47.2 IP, 35 H, 3 HR, 20 R, 15 ER, 2 HB, .201 BAA AUG: 7 G, 0-0, 5.40 ERA, GF, 2 HLD, 6.2 IP, 2 H, ER, 6 K, 3 BB
LAST 10 G: 0-0, 3.72 ERA, 2 GF, 3 HLD, 9.2 IP, 2 H, 4 R, 4 ER, 11 K, 4 BB VS. ARK: G, 0-0, 0.00 ERA, 2.0 IP, 2 H, 5 K

Was selected by the Arizona Diamondbacks in the 9th round of the 2021 MLB Draft out of Kennesaw State
During his time in Hillsboro in 2022 (4/9-5/22), tied 1st in wins (3) and 2nd in game appearances (11) among qualified pitchers.
Set a career-high with 44 appearances (incl. playoffs) all with Amarillo in 2023...Went 6-0 and was T-2nd for most appearances on the team.
Went 1-0 with a 0.00 ERA in four playoff appearances for Amarillo...Eight of his last 12 appearances to end the year were scoreless.
Had a 10 game streak without allowing an earned run that spanned 16.0 IP...Was T-2nd in the Texas League among relievers.

2024 SPLITS VS. RHB: .212/.313/.319, 24 H, 3 HR, 3 2B, 15 RBI, 33 K, 18 BB, 135 PA VS. LHB: .180/.296/.230, 11 H, 3 2B, 2 RBI, 23 K, 7 BB, 71 PA
HOME: 18 G, 0-1, 6.04 ERA, 22.1 IP, 21 H, 17 R, 15 ER, 3 HR, 18 K, 13 BB AWAY: 20 G, 2-0, 1.07 ERA, 5 GF, 2 HLD, 25.1 IP, 16 H, 6 R, 3 ER, 38 K, 12 BB
W/ RISP: .157/.246/.314, 8 H, 2 HR, 3 2B, 15 RBI, 18 K, 6 BB, 63 PA

Table with columns: DATE, DEC, P-S, IP, H, R, ER, HR, BB, SO, IR/S. Rows include games against @ SA, @ SPR, vs. SPR H(3), vs. WCH ND, @ CC ND, @ CC ND, vs. NWA ND, @ NWA H(4), @ SA ND, @ SA H(5), vs. CC ND, vs. CC ND.

LAST WIN: 5/26/24 @ NWA
LAST LOSS: 4/5/23 vs. SA
LAST SAVE: 9/21/23 @ SA

#28 CHRIS RODRIGUEZ - RHP 2024 HIGHS: IP - 1.0, K - 2 BB - 1, H - 2, R - 1, ER - 1

RECENT APPEARANCES

HEIGHT: 6'2" WEIGHT: 185 B/T: R/R AGE: 26 (7/20/98 in Coral Springs, FL)
6 G 0-0 -/- SV/SVO 7/2 K/BB 4.50 ERA
OVERALL: 6 G, GF, 6.0 IP, 6 H, 3 R, 3 ER, 2 HB, .286 BAA AUG: 6 G, 0-0, 4.80 ERA, GF, 6.0 IP, 6 H, 3 R, 3 ER, 7 K, 2 BB, 2 HB
LAST 10 G: 0-0, 4.50 ERA, CF, 6.0 IP, 6 H, 3 R, 3 ER, 7 K, 2 BB, 2 HB VS. ARK: G, 0-0, 0.00 ERA, 1.0 IP, K, HB

Was selected by the Los Angeles Angels in the 4th round of the 2016 MLB Draft out of Monsignor Edward Pace High School.
Made his MLB Debut on April 2nd, 2021 against the Chicago White Sox, going 2.0 innings of scoreless baseball.
In 2021 for the Angels, went 2-1 with a 3.64 ERA across 15 games.
Missed the 2022 and 2023 seasons with a shoulder injury and was signed by the D-Backs on 9/30/23.

2024 SPLITS VS. RHB: .300/.273/.400, 2B, 2 RBI, 3 H, 2 K 11 PA VS. LHB: .273/.467/.455, 2 H, 2 2B, RBI, 5 K, 2 BB, HB, 16 PA
HOME: 4 G, 0-0, 6.75 ERA, 4.0 IP, 4 H, 3 R, 3 ER, 4 K, 2 HB AWAY: 2 G, 0-0, 0.00 ERA, 2.0 IP, 2 H, 3 K, 2 BB
W/ RISP: .111/.182/.222, 3 RBI, 2B, H, 2 K, BB, 12 PA

Table with columns: DATE, DEC, P-S, IP, H, R, ER, HR, BB, SO, IR/S. Rows include games against @ SAC W(1), vs. NWA ND, vs. NWA ND, @ NWA ND, @ SA ND, @ SA ND, vs. CC ND, vs. ARK ND.

LAST WIN: 8/4/24 @ SAC (AAA)
LAST LOSS: 7/28/24 vs. LV (AAA)
LAST SAVE:

#22 LISTHER SOSA - RHP 2024 HIGHS (HIL): IP - 3.2, K - 4, BB - 2, H - 4, R - 5, ER - 3

RECENT APPEARANCES

HEIGHT: 6'4" WEIGHT: 208 B/T: R/R AGE: 22 (9/6/2001 in La Vega, Dominican Republic)
31 G (W/ HIL) 4-2 4/5 SV/SVO 45/14 K/BB 3.07 ERA
OVERALL: 31 G, 10 GF, 4 HLD, 44.0 IP, 35 H, 20 R, 15 ER, 2 HR, 3 HB, .222 BAA AUG: 5 G, 1-0, 0.00 ERA, SV, 12.1 IP, 2 H, 0 R, 13 K, BB, 3 HB
LAST 10 G: VS. ARK:

Originally signed by the Pittsburgh Pirates as a minor league free agent on July 2, 2018.
Appeared in 22 games with the Pirates all in rookie ball, going 6-2 with a 3.32 with 13 starts.
Was traded to the Arizona Diamondbacks on April 1, 2022 in exchange for Josh VanMeter.
Went 8-7 with a 4.35 ERA in 77 games during his first two seasons in the D-backs farm system between 2022-23.
Pitched in three games with Amarillo at the end of the 2023 regular season and was 1-0 with a 12.46 ERA.
In 33 games between Visalia and Hillsboro in 2024 is 4-2 with a 3.38 ERA and has converted on 5-of-6 save opportunities.

2024 SPLITS (A+) VS. RHB: .223/.263/.287, 21 H, HR, 3 2B, 8 RBI, 23 K, 3 BB VS. LHB: .219/.338/.344, 14 H, HR, 3 2B, 3B, 12 RBI, 22 K, 11 BB
HOME: 18 G, 2-1, 2.33 ERA, 2 SV, 27.0 IP, 20 H, 12 R, 7 ER, 32 K, 7 BB, HB AWAY: 13 G, 2-1, 4.24 ERA, 2 SV, 17.0 IP, 15 H, 8 R, 8 ER, 2 HR, 13 K, 7 BB, 2 HB
W/ RISP: .246/.302/.298, 14 H, 3 2B, 16 RBI, 17 K, 4 BB

Table with columns: DATE, DEC, P-S, IP, H, R, ER, HR, BB, SO, IR/S. Rows include games against @ SPO, vs. EVE W(3), vs. EVE ND, @ EUG ND, vs. CC ND, vs. CC ND.

LAST WIN: 8/6/24 vs. EVE (A+)
LAST LOSS: 5/31/24 vs. EUG (A+)
LAST SAVE: 8/1/24 @ SPO (A+)

#18 MITCHELL STUMPO - RHP 2024 HIGHS: IP - 1.2, K - 2, BB - 2, H - 4, R - 4, ER - 4

RECENT APPEARANCES

HEIGHT: 6'2" WEIGHT: 205 B/T: R/R AGE: 28 (6/17/1996 in Raleigh, NC)
28 G 4-1 10/10 SV/SVO 32/9 K/BB 2.25 ERA
OVERALL: 28 G, HLD, 23 GF, 28.0 IP, 22 H, 9 R, 7 ER, HB, .220 BAA AUG: 5 G, 1-0, 10.80 ERA, 5 GF, 2 SV, 5.0 IP, 9 H, 3 HR, 6 ER, 5 K, 2 BB
LAST 10 G: 1-1, 6.00 ERA, 4 SV, 10 GF, 9.0 IP, 12 H, 6 ER, 2 HR, 10 K, 4 BB, HB VS. ARK: G, 0-0, 0.00 ERA, GF, SV, 1.0 IP, H, K

Signed by the Arizona Diamondbacks as a minor league free agent on 7/2/2019 out of Guilford College (Guilford, NC).
Named a 2021 Organizational All-Star after posting a 1-1 record with a 2.63 across four levels of the minors, making it to Triple-A Reno.
Set a career-high with 3.1 IP on June 25, 2021 on the road against Corpus Christi.
Held opponents to one or fewer runs in 21-of-30 appearances with Amarillo during the 2023 season.
In eight relief appearances with Triple-A Reno this season he was 0-1 with a 14.04 ERA over 8.1 IP (13 H, 13 R, 13 ER, HR, 8 K, 7 BB)

2024 SPLITS VS. RHB: .145/.203/.164, 8 H, 2B, 3 RBI, 18 K, 4 BB, 59 PA VS. LHB: .311/.392/.511, 14 H, 6 RBI, 2 HR, 14 K, 5 BB, HB, 51 PA
HOME: 14 G, 4-0, 3.00 ERA, 12 GF, 3 SV, 15.0 IP, 11 H, 6 ER, 17 K, 3 BB AWAY: 14 G, 0-1, 1.38 ERA, 11 GF, 7 SV, HLD, 13.0 IP, 11 H, 3 R, 2 ER, 15 K, 6 BB, HB
W/ RISP: .233/.324/.333, 7 H, HR, 8 RBI, 10 K, 4 BB, 34 PA

Table with columns: DATE, DEC, P-S, IP, H, R, ER, HR, BB, SO, IR/S. Rows include games against vs. MID ND, vs. MID S(6), vs. SA ND, vs. SA S(7), vs. SPR S(8), vs. WCH ND, @ CC L(1), @ CC ND, vs. NWA ND, @ SA S(9), @ SA S(10), vs. CC W(4).

LAST WIN: 8/23/24 vs. FRI
LAST LOSS: 7/31/24 @ CC
LAST SAVE: 8/18/24 @ SA

STARTERS:	W/L	Quality	IP	H	R	ER	HR	BB	SO	ERA
	26-47	35	592.2	613	367	333	88	221	557	5.06
RELIEVERS:	W/L	SV/OPP	IP	H	R	ER	HR	BB	SO	ERA
	27-20	25/33	453.0	438	301	253	54	252	468	5.03

**PITCHER STARTS:** File (18), Corcoran (17), Lin (16), Ray (13), Hill (12), Diaz (11), Giesting (11), Percival (9), Elbis (5), Albright (3), Clayton (3), Grammes (1), Larsen (1)

## QUALITY CONTROL

STARTING PITCHER	TOTAL STARTS	QUALITY STARTS	6-6.2 IP (3 ER)	6-6.2 IP (2 ER)	6-6.2 IP (1 ER)	6-6.2 IP (0 ER)	7-7.2 IP (3 ER)	7-7.2 IP (2 ER)	7-7.2 IP (1 ER)	7-7.2 IP (0 ER)	8-9 IP (3 ER)	8-9 IP (2 ER)	8-9 IP (1 ER)	8-9 IP (0 ER)
ALBRIGHT	3	-	-	-	-	-	-	-	-	-	-	-	-	-
CORCORAN	17	9	-	3	2	1	-	1	-	2	-	-	-	-
CLAYTON	3	-	-	-	-	-	-	-	-	-	-	-	-	-
DIAZ	11	4	-	1	1	1	-	-	-	1	-	-	-	-
ELBIS	5	2	1	-	-	-	-	-	1	-	-	-	-	-
FILE	18	8	1	1	1	1	-	-	3	1	-	-	-	-
GIESTING	11	3	-	1	1	-	-	-	1	-	-	-	-	-
GRAMMES	1	-	-	-	-	-	-	-	-	-	-	-	-	-
HILL	12	2	1	-	-	-	-	1	-	-	-	-	-	-
LIN	16	2	-	-	-	1	-	-	-	1	-	-	-	-
PERCIVAL	9	4	-	1	1	-	1	-	1	-	-	-	-	-
RAY	13	1	1	-	-	-	-	-	-	-	-	-	-	-

## TEAM PITCHING

### OVERALL

W	L	ERA	G	CG	SHO	SV	SVO	IP	H	R	ER	HR	HB	BB	IBB	SO	WHIP	AVG
53	67	5.01	120	-	3	25	33	1045.2	1,051	668	581	141	78	473	5	1025	1.46	.261

### MONTHLY

APRIL	8	14	6.35	22	-	-	6	9	195.2	225	157	138	28	17	99	1	205	1.66	.285
MAY	14	12	4.08	26	-	2	6	7	223.0	216	112	101	23	5	87	1	202	1.36	.254
JUNE	9	17	5.25	26	-	-	5	6	216.1	215	163	128	31	16	120	1	223	1.55	.250
JULY	10	13	5.08	23	-	-	4	6	202.0	221	128	114	30	24	74	0	186	1.46	.280
AUGUST	11	11	4.39	22	-	1	4	5	178.2	169	103	97	29	16	91	1	210	1.45	.234
SEPTEMBER	-	-	---	-	-	-	-	-	-	-	-	-	-	-	-	-	---	---	---

## HOME VS. ROAD TEAM PITCHING

W	L	ERA	G	CG	SHO	SV	SVO	IP	H	R	ER	HR	BB	SO	WHIP	AVG	
HOME	26	31	5.53	57	-	1	8	13	514.0	529	359	316	82	225	494	1.46	.265
ROAD	27	36	4.50	63	-	2	17	20	531.2	522	309	266	60	248	531	1.45	.257

## PITCHING STREAKS (NO EARNED RUNS - CURRENT in BOLD)

### CONSECUTIVE SCORELESS INNINGS

### CONSECUTIVE SCORELESS APPEARANCES

PLAYER	LENGTH (IP) - DATES	STREAK STATS	PLAYER	LENGTH - DATES	STREAK STATS
Rice	16.0 IP - 4/12-5/14	10 H, R, 13 K, 6 BB	Stumpo	12, 5/28-8/3	11.0 IP, 6 H, 13 K, 3 BB, HB, 6 SV, 40 BF
Stumpo	13.0 IP - 4/5-5/21	3 W, SV, HLD, 7 H, 14 K, 3 BB, 41 BF	Stumpo	11 G - 4/5-5/21	13.0 IP, 3 W, SV, HLD, 7 H, 14 K, 3 BB, 41 BF
Stumpo	11.0 IP, 5/28-8/3	6 SV, 6 H, 13 K, 3 BB, HB, 40 BF	Amendt	10, 6/19-7/24	9.1 IP, 2 SV, 2 HLD, 14 K, 2 BB, 31 BF
Matthews	10.2 IP - 4/19-5/30	7 H, 9 K, 4 BB, HB, 39 BF	Rice	10 G, 4/12-5/12	15.0 IP, 9 H, R, 13 K, 6 BB
Corcoran	10.1 IP, 5/26-28	W, 3 H, 11 K, BB, 34 BF	Matthews	9, 4/19-5/25	10.2 IP, 7 H, 9 K, 4 BB, HB, 39 BF
Barnes	10.0 IP - 4/12-7/23	W, 2 HLD, 7 H, R, 7 K, BB, 38 BF	Mabrey	9, 4/24-5/19	8.2 IP, W, L, 7 H, 13 K, 3 BB, 36 BF
Amendt	9.2, 6/19-7/25	2 SV, 2 HLD, 14 K, 2 BB, 34 BF	Rice	8, 7/10-8/7	8.0 IP, H, 9 K, 4 BB, 29 BF
Diaz	9.2 IP - 5/2-8	W, 2 H, 15 K, 3 BB	Barnes	7, 4/12-7/23	10.0 IP, 2 HLD, 7 H, R, 7 K, BB, 38 BF
Grammes	9.1 IP, 6/12-7/5	1-0, 8 H, 4 R, 11 K, 4 BB, 39 BF	<b>Grammes</b>	<b>7, 7/28-8/22</b>	<b>8.1 IP, 3 H, 6 K, 4 BB, 31 BF</b>
Mabrey	9.1 IP, 4-24-5/25	1-1, 2 HLD, 9 H, 13 K, 3 BB, 40 BF	Grammes	7, 6/12-7/5	9.1 IP, 8 H, 4 R, 11 K, 4 BB, 39 BF
Percival	9.1 IP, 5/23-28	0-2, 3 H, 5 BB, 14 K, 35 BF	Rice	7, 6/5-30	8.0 IP, 4 H, R, 12 K, 4 BB, 32 BF
Corcoran	8.2 IP, 5/28-6/2	2 H, 2 BB, 3 K	Alvarez	6, 7/21-8/10	7.0 IP, 4 H, R, 8 K, BB, 24 BF
Rashi	8.2 - 5/11-6/7	3 H, 12 K, 4 BB, 33 BF	Rashi	6, 5/11-6/7	8.2 IP, 3 H, 12 K, 4 BB, 33 BF
Rice	8.0 IP, 7/10-8/7	H, 9 K, 4 BB, 29 BF	<b>Rashi</b>	<b>5, 8/8-8/23</b>	<b>5.1 IP, 2 H, HB, 6 K, 2 BB, 21 BF</b>
Rice	8.0 IP, 6/5-30	4 H, R, 12 K, 4 BB, 32 BF	Alvarez	4, 6/30-7/9	4.1 IP, 2 H, BB, HB

### EJECTIONS

PLAYER/COACH	DATE/LOCATION	UMPIRE	REASON
Matt Beaty	6/12 @ FRI	HP Kyle Stutz	Arguing Balls/Strikes

### AWARDS

PLAYER/COACH	AWARD	DATES	STATS
Deyvison De Los Santos	Texas League Player of the Week	4/23-28	.542 (13-for-24), 3 HR, 2B, 9 RBI, 5 R, 2 BB, HBP, 3 K
Dylan File	Texas League Pitcher of the Week	4/23-28	7.0 IP, 3 H, ER, 4 K, BB
Deyvison De Los Santos	Texas League Player of the Month	April	.376 (32-for-85) 7 HR, 3 2B, 3B, 18 RBI, 18 R
Yilber Diaz	Texas League Pitcher of the Week	4/29-5/5	7.0 IP, 2 H, 0 R, 11 K
Deyvison De Los Santos	D-backs MiLB Player of the Month	April	.376 (32-for-85) 7 HR, 3 2B, 3B, 18 RBI, 18 R
Will Mabrey	D-backs Amarillo Pitcher of the Month	April	
Yilber Diaz	Texas League Pitcher of the Week	5/21-26	1-0, 6.0 IP, 2 H, 0 R, 8 K, 2 BB
Billy Corcoran	Texas League Pitcher of the Week	5/28-6/2	1-0, 0.75 ERA, 12.0 IP, 3 H, 1 ER, 9 K, 2 BB
Caleb Roberts	Texas League Player of the Week	6/18-23	.391 (9-for-23), 3 HR, 3B, 2B, 8 RBI, 5 R, 2 BB, SB
A.J. Vukovich	Texas League Player of the Week	8/20-25	.409 (9-for-22), 2 HR, 2 2B, 3B, 6 RBI, 5 R, 1.322 OPS

### 2024 MILESTONES ON THE HORIZON

NAME	MILESTONE	TO MEET (CURRENT TOTAL)
A.J. Vukovich	Amarillo All-Time HR Record	7 (42)
Cole Percival	300 Career Strikeouts	19 (281)

### 2024 MILESTONES REACHED

NAME	MILESTONE	DATE
Tim Tawa	Amarillo All-Time Hits Record	4/19 vs. SPR
Luke Albright	300 Career Strikeouts	4/24 @ FRI
Jamison Hill	300 Career Strikeouts	7/14 @ SA
Jamison Hill	250 Career Strikeouts	4/21 vs. SPR
Yu-Min Lin	250 Career Strikeouts	4/23 @ FRI
Logan Warmoth	550 Career Games Played	5/3 vs. MID
Yilber Diaz	300 Career Strikeouts	5/8 @ CC
Yu-Min Lin	300 Career Strikeouts	8/10 vs. NWA
Jamison Hill	Amarillo All-Time Strikeout Record	8/11 vs. NWA

### SOD POODLES vs. LEAGUE IN 2024 (REGULAR SEASON)

NORTH DIVISION	OVERALL	HOME	AWAY	SOUTH DIVISION	OVERALL	HOME	AWAY
Arkansas	2-5	0-1	2-4	Corpus Christi	9-8	3-2	6-6
NW Arkansas	8-4	3-3	5-1	Frisco	6-12	3-3	3-9
Springfield	5-4	5-4	0-0	Midland	5-13	2-7	3-6
Tulsa	5-7	3-3	2-4	San Antonio	10-11	4-5	6-6
Wichita	3-3	3-3	0-0	---			

### SOD POODLES vs. LEAGUE ALL-TIME (REGULAR SEASON)

NORTH DIVISION	OVERALL	HOME	AWAY	SOUTH DIVISION	OVERALL	HOME	AWAY
Arkansas	22-22	10-9	12-13	Corpus Christi	61-58	29-22	32-36
NW Arkansas	26-18	11-8	15-10	Frisco	56-63	34-31	22-32
Springfield	25-21	15-12	10-9	Midland	65-58	32-32	33-26
Tulsa	31-31	16-15	15-16	San Antonio	39-44	16-17	23-27
Wichita	17-13	10-8	7-5	---			

**SOD POODLES OFFENSE**

**Most Runs, Game:** 16 (6/18 vs. SA)  
**Most Runs, Inning:** 9 (8/21 vs. CC, 2nd inning)  
**Most Hits, Game (Team):** 21 (2x, Last: 8/21 vs. CC)  
**Most Hits, Game (Indiv.):** 4 (10x, Last: Melendez, 8/21 vs. CC)  
**Fewest Hits, Game:** 0 (8/15 @ SA)  
**Most Hits, Inning:** 9 (8/21 vs. CC, 2nd inning)  
**Most HRs, Game (Team):** 6 (8/20 vs. CC)  
**Most HRs, Game (Indiv.):** 2 (4x, Last: Roberts, 6/21 vs. SA)  
**Most HR, Inning (Team):** 3 (2x, Last: 7/10 @ SA, 6th inning)  
**Most SBs, Game (Team):** 4 (4x, Last: 8/3 @ CC)  
**Most SBs, Game (Indiv.):** 2 (6x, Last: Robinson, 8/18 @ SA)  
**Grand Slams:** 2 (Robinson, 8/14 @ SA, 8th inning)  
**Most Runners LOB, Team:** 15 (5/24 @ NWA)  
**Most Runs Combined (Two Teams):** 29 (7/4 @ MID)  
**Most Hits Combined (Two Teams):** 36 (7/4 @ MID)  
**Most HR During Series (Two Teams):** 26 (8/20-25 vs. CC)  
**Most Runs To Overcome Deficit:** 3 (5x, Last: 8/18 @ SA)

**SOD POODLES DEFENSE**

**Most Errors, Team:** 4 (2x, Last: 4/30 vs. MID)  
**Most Errors, Individual:** 2 (4x, Last: Melendez, 7/24 vs. WCH)  
**Most Double Plays:** 3 (4x, Last: 8/21 vs. CC)

**SOD POODLES PITCHING**

**Most Ks, Team (9 innings):** 15 (3x, Last: 7/28 vs. WCH)  
**Most Ks, Team (extra innings):** 17 (8/1 @ CC, 10 innings)  
**Most Walks, Team:** 14 (4/6 vs. SA)  
**Shutouts:** 3 (Last: 8/13 @ SA)  
**Complete Games (9 IP):** --  
**Complete Games (7 IP):** --  
**Complete Game Shutout, Individual:** --  
**Complete Game Shutout (9.0 IP) Individual:** --  
**Longest Start:** 7.2 IP (Percival, 5/17 vs. FRI)  
**Longest Relief Appearance:** 3.0 IP (2x, Last: Clayton, 4/25 @ FRI)  
**Most Ks, Individual:** 11 (Diaz, 5/2 vs. MID)  
**Most Walks, Individual:** 5 (4x, Last: Giesting, 7/6 @ MID)

 **LAST TIME IT HAPPENED - 2024****SOD POODLES (INDIVIDUAL)**

**Perfect Game:**  
**No-Hitter (Individual):**  
**No-Hitter (Combined):**  
**No-Hitter (7-Inning):**  
**1-Hitter (Individual):**  
**1-Hitter (Combined):**  
**2-Hitter (Individual):**  
**2-Hitter (Combined):** 2x, last: 5/8 @ CC (Diaz / Rice / Stumpo)  
**3-Hitter (Combined):** 6x, Last: 8/21 vs. CC (Giesting / Gutierrez / Sosa)  
**3-Hitter (Individual):**  
**Complete Game Shutout (9 Inning):**  
**Complete Game Shutout (7 Inning):**  
**Immaculate Inning:** Dylan File (7/3 vs. MID, 1st Inning)  
**10 or more strikeouts (P):** 5x, Last: File (7/10 @ SA)  
**Four (4) Hits:** 10x, Last: Melendez (8/21 vs. CC)  
**Five (5) Hits:**  
**Six (6) Hits:**  
**Three (3) Doubles:**  
**Four (4) Doubles:**  
**Two (2) Triples:**  
**Two HR Game:** 4x, Last: Roberts (6/21 vs. SA)  
**Three HR Game:**  
**Grand Slam (Home):**  
**Grand Slam (Road):** 2x, Last: Robinson (8/14 @ SA)  
**Inside-The-Park HR:**  
**Back-To-Back HRs:** 3x, Last: Vukovich/Roberts (8/24 vs. CC)  
**Back-To-Back-To-Back HRs:**  
**HR, Both Sides of the Plate:**  
**Hitting for the Cycle:**

**OPPONENTS OFFENSE**

**Most Runs, Game:** 24 (7/4 @ MID)  
**Most Runs, Inning:** 9 (3x, Last: 6/26 @ TUL, 2nd inning)  
**Most Hits, Game (Team):** 29 (7/4 @ MID)  
**Most Hits, Game (Indiv.):** 5 (Freeman, 4/25 @ FRI)  
**Fewest Hits, Game:** 2 (2x, Last: 5/8 @ CC)  
**Most Hits, Inning:** 9 (7/4 @ MID, 3rd inning)  
**Most HRs, Game (Team):** 7 (7/4 @ MID)  
**Most HRs, Game (Indiv.):** 2 (8x, Last: Cross, 8/8 vs. NWA)  
**Most SBs, Game (Team):** 7 (4/11 @ MID)  
**Most SBs, Game (Indiv.):** 3 (2x, Last: Church, 7/20 vs. SPR)  
**Grand Slams:** 4 (Last: Rosario, 7/4 @ MID, 8th inning)  
**Most Runners LOB, Team:** 15 (8/16 @ SA)  
**Most Runs To Overcome Deficit:** 4 (8/9 vs. NWA)

**OPPONENTS PITCHING**

**Most Ks Team (9 innings):** 18 (4/9 @ MID)  
**Most Ks, Team (extra innings):** 18 (4/19 vs. SPR, 12 innings)  
**Most Walks, Team:** 14 (5/24 @ NWA)  
**Shutouts:** 13 (Last: 8/17 @ SA)  
**Most Ks, Individual:** 12 (3x, Last: Zobac, 8/7 vs. NWA)  
**Most Walks, Individual:** 6 (Krauth, 5/17 vs. FRI)

**OPPONENTS DEFENSE**

**Most Errors, Team:** 4 (7/10 @ SA)  
**Most Errors, Individual:** 2 (3x, Last: Matthews, 8/24 vs. CC)  
**Most Double Plays:** 4 (6/22 vs. SA)

**MISCELLANEOUS**

**Longest Home Game Time (9 innings):** 3:38 (6/20 vs. SA)  
**Shortest Home Game Time (9 innings):** 2:04 (8/7 vs. NWA)  
**Longest Road Game Time (9 innings):** 4:48 (7/4 @ MID)  
**Shortest Road Game Time (9 innings):** 2:01 (5/9 @ CC)  
**Longest Game Time (7 innings):** 2:39 (6/7 (1) vs. TUL)  
**Shortest Game Time (7 innings):** 1:53 (5/25 @ NWA)  
**Longest Extra-Inning Game:** 3:33 (4/19 vs. SPR, 12 innings)  
**Longest Game (Innings):** 12 (4/19 vs. SPR)  
**Longest Game Delay (Home):** 1:47 (7/2 vs. MID, Rain)  
**Longest Game Delay (Road):** 2:11 (7/4 @ MID, Rain)  
**Highest Attendance (Home):** 7,704 (7/3 vs. MID)  
**Highest Attendance (Road):** 8,076 (6/15 @ FRI)  
**Lowest Attendance (Home):** 3,573 (8/20 vs. CC)  
**Lowest Attendance (Road):** 2,064 (4/10 @ MID)

**SOD POODLES TEAM**

**20 Runs, Game:**  
**20 Hits, Game:** 2x, Last: 8/21 vs. CC, 21  
**10+ Runs, Inning:**  
**Back-to-back 15-hit games:**  
**Everyone in order gets a hit:** 4x, Last: 8/21 vs. CC  
**Everyone in order scores a run:** 2x, Last: 8/21 vs. CC  
**Only player in order to get a hit:**  
**15+ Strikeouts, Game (Batting):** 11x (Last: 8/7 vs. NWA, 15 K)  
**Triple Play:**  
**Winning Streak:** 4 (2x, Last: 7/21-25 vs. WCH)  
**Losing Streak:** 7 (6/9-16 vs. TUL, @ FRI)

## SOD POODLES OFFENSE

**Most Runs, Game:** 20 (9/11/21 vs. TUL)  
**Most Runs, Inning:** 11 (6/11/22 vs. FRI, 8th inning)  
**Most Hits, Game:** 24 (9/11/21 vs. TUL)  
**Most Hits, Game (Indiv.):** 5 (3x: Last: Barrosa, 7/22 @ MID)  
**Fewest Hits, Game:** 0 (2x, Last: 8/15/24 @ SA)  
**Most HRs, Game (Team):** 7 (6/5/21 @ FRI)  
**Most HRs, Game (Indiv.):** 3 (3x, Last: Beer (9/1/23 vs MID)  
**Grand Slams:** 20 (Last: Robinson, 8/14/24 @ SA, 8th inning)  
**Most SBs, Game (Team.):** 9 (7/1/23 vs. TUL)  
**Most SBs, Game (Indiv.):** 3 (9x: Last: Lawlar, 8/10/23 @ TUL)  
**Most Runners LOB, Team:** 15 (2x, Last: 5/24/24 @ NWA)  
**Most Runs Combined (Two Teams):** 32 (9/11/21 vs. TUL)  
**Most Hits Combined (Two Teams):** 37 (2x: Last: 4/23/22 vs SA)  
**Most Home Runs During Series (Two Teams):** 34 (9/7-12/21 vs. TUL)  
**Most Runs To Overcome Deficit:** 10 (4/26/23 vs. FRI)

## SOD POODLES DEFENSE

**Most Errors, Team:** 5 (2x, Last: 9/13/23 vs. FRI)  
**Most Errors, Individual:** 2 (33x: Last: Melendez, 7/24/24 vs. WCH)  
**Most Ground Into Double Plays:** 4 (2x: Last: 9/17/21 vs. FRI)

## SOD POODLES PITCHING

**Most Ks, Team (9 innings):** 18 (2x: Last: 5/9/21 @ TUL)  
**Most Ks, Team (extra innings):** 18 (5/19/21 vs MID)  
**Most Walks, Team:** 14 (4/6/24 vs. SA)  
**Shutouts:** 30x: Last: 8/13/24 @ SA  
**Last Complete Game (9 IP):** --  
**Last Complete Game (7 IP):** Nelson (G1, 9/1/21 @ SA)  
**Last Complete Game (5 IP):** Walston (7/29/22 vs. CC)  
**Last Complete Game Shutout:** Frias (8/1/21 vs. SA (7))  
**Longest Start:** 8.0 IP (2x, Last: Hill, 9/1/23 vs MID)  
**Longest Relief Appearance:** 3.1 IP (4x, last: Workman, 4/26 vs FRI)  
**Most Ks, Individual:** 12 (4x: Last: Pfaadt: 6/23/22 @ CC)  
**Most Walks, Individual:** 7 (Nelson, 7/6/21 @ SA)

# LAST TIME IT HAPPENED - ALL TIME

## SOD POODLES (INDIVIDUAL)

**Perfect Game:**  
**No-Hitter (Individual):**  
**No-Hitter (Combined):**  
**No-Hitter (7-Inning):** 2x: Tabor, 7/11/21 @ SA; Frias, 8/1/21 vs. SA  
**1-Hitter (Individual):** 7/29/22 (Walston, 5-inning game)  
**1-Hitter (Combined):** 3x: Last: 8/25/23 @ SA; Hill/Rashi/Otanez  
**2-Hitter (Individual):**  
**2-Hitter (Combined):** 7x: Last: 5/8/24 @ CC (Diaz/Rice/Stumpo)  
**3-Hitter (Combined):** 32x: Last: 8/21/24 vs. CC (Giesting/Gutierrez/Sosa)  
**3-Hitter (Individual):**  
**Complete Game Shutout (9 Inning):**  
**Complete Game Shutout (7 Inning):** 2x: Tabor, 7/11/21 @ SA; Frias, 8/1/21 vs. SA  
**Immaculate Inning:** Dylan File (7/3 vs. MID, 1st Inning)  
**10 or more strikeouts:** 22x, Last: File (7/10/24 @ SA)  
**Four (4) Hits:** 48x: Last: Melendez (8/21/24 vs. CC)  
**Five (5) Hits:** 3x: Last: Cedeño (8/18/22 @ MID)  
**Six (6) Hits:**  
**Three (3) Doubles:** 3x: Last: Carroll, (4/23/22 vs SA)  
**Four (4) Doubles:**  
**Two (2) Triples:**  
**Two HR Game:** 42x: Last: Roberts (6/21/24 vs. SA)  
**Three HR Game:** 3x, Last: Beer, 9/1/23 vs MID)  
**Grand Slam (Home):** 14x: Last: Duzenack, 9/27/23 vs. ARK)  
**Grand Slam (Road):** 6x: Last: Robinson, 8/14/24 @ SA  
**Inside-The-Park HR:** 5x: Last: Lawlar (7/3/23 (1) vs TUL)  
**Back-To-Back HRs:** 26x: Last: Vukovich/Roberts (8/24/24 vs. CC)  
**Back-To-Back-To-Back HRs:**  
**B-2-B-2-B-2-B HRs:** 9/11/21 vs. TUL - Garrett/Kennedy/Fletcher/Canzone (3rd inning)  
**HR, Both Sides of the Plate:** 3x: Last: Stankiewicz (7/15/22 vs SA)  
**Hitting for the Cycle:**

## OPPONENTS OFFENSE

**Most Runs, Game:** 24 (7/4/24 @ MID)  
**Most Runs, Inning:** 11 (9/2/22 vs. FRI, 5th inning)  
**Most Hits, Game (Team):** 29 (7/4/24 @ MID)  
**Most Hits, Game (Indiv.):** 6 (Guldberg, 4/10/22 vs MID)  
**Fewest Hits, Game:** 0 (2x: Last: 8/1/21 vs. SA - Frias no-hitter)  
**Most HRs, Game (Team):** 9 (2x, Last: 5/17/22 vs. TUL)  
**Most HRs, Game (Indiv.):** 4 (Chandler Redmond, 8/10/22 vs SPR)  
**Most SBs, Game (Team):** 7 (4/11/24 @ MID)  
**Most SBs, Game (Indiv.):** 3 (3x, Last: Church, 7/20/24 vs. SPR)  
**Grand Slams:** 28 (Last: Rosario, 7/4/24 @ MID, off Valdez, 8th inning)  
**Most Runners LOB, Team:** 16 (4/10/22 vs. MID)  
**Most Runs To Overcome Deficit:** 10 (7/18/21 @ MID)

## OPPONENTS PITCHING

**Most Ks Team (9 innings):** 18 (4/9/24 @ MID)  
**Most Ks, Team (extra innings):** 19 (5/11/19 @ CC, 10)  
**Most Walks, Team:** 14 (5/24/24 @ NWA)  
**Shutout:** 35x: Last: 8/17/24 @ SA  
**Last Complete Game:** Jones (5/26/22 (2) @ ARK)  
**Last Complete Game Shutout (7 IP):** Jones (5/26/22 (2) @ ARK)  
**Most Ks, Individual:** 14 (Dustin May, 6/22/19 @ TUL)  
**Most Walks, Individual:** 7 (Robaina, 7/31/22 vs. CC)

## OPPONENTS DEFENSE

**Most Errors, Team:** 4 (6x: Last: 7/10/24 @ SA)  
**Most Errors, Individual:** 3 (3x: Last: Whitcomb, 4/12/23 vs. CC)  
**Most Ground Into Double Plays:** 4 (3x: Last: 6/22/24 vs. SA)

## MISCELLANEOUS

**Longest Home Game Time (9 innings):** 4:08 (9/11/21 vs. TUL)  
**Shortest Home Game Time (9 innings):** 1:56 (9/1/23 vs MID)  
**Longest Road Game Time (9 innings):** 4:48 (7/4/24 @ MID)  
**Shortest Road Game Time (9 innings):** 1:50 (8/21/22 @ MID)  
**Longest Game Time (7 innings):** 2:39 (6/7/24 (1) vs. TUL)  
**Shortest Game Time (7 innings):** 1:29 (5/26/22 (2) @ ARK)  
**Longest Extra-Inning Game:** 4:08 (4/22/22 vs. SA, 11)  
**Longest Game (Innings):** 13 (6/30/23 vs TUL)  
**Longest Game Delay (Home):** 3:15 (5/18/21 vs. MID)  
**Longest Game Delay (Road):** 2:11 (7/4/24 @ MID)  
**Highest Attendance (Home):** 7,704 (7/3/24 vs. MID)  
**Highest Attendance (Road):** 10,366 (5/18/19 @ FRI)  
**Lowest Attendance (Home):** 3,231 (4/25/23 vs. FRI)  
**Lowest Attendance (Road):** 1,906 (8/17/22 @ MID)  
**Largest Margin of Victory:** 15 (19-4, 6/9/21 vs. CC)  
**Largest Margin of Defeat:** 19 (2x, Last: 24-5, 7/4/24 @ MID)

## SOD POODLES TEAM

**20 Runs, Game:** 20, 9/11/21 vs. TUL  
**20 Hits, Game:** 7x: Last: 21, 8/21/24 vs. CC  
**10+ Runs, Inning:** 2x: Last: 6/11/22 vs. FRI (11, 8th inning)  
**Back-to-back 15-hit games:** 3x: Last: 9/17/23 vs FRI - 9/19/23 vs SA)  
**Everyone in order gets a hit:** 39x: Last: 8/21/24 vs. CC  
**Everyone in order gets multiple-hits:** 5/8/22 vs. MID  
**Everyone in order scores a run:** 10x: Last: 8/21/24 vs. CC  
**Only player in order to get a hit:** 4x: Last: Diaz, G1, 9/1/21 @ SA  
**15+ Strikeouts, Game (Batting):** 31x: Last: 8/7/24 vs. NWA, 15 K  
**Triple Play:**  
**Winning Streak:** 7 (6/6-13/23)  
**Losing Streak:** 7 (2x: 7/30-8/6/22; 6/9-16/24)



GAME	DATE	OPPONENT	W/L	WINNING PITCHER	LOSING PITCHER	SAVE	RECORD	STANDING	ATTENDANCE	TOG
1	4/5	SA	L, 5-12	Mazur, A (1-0)	Rice, J (0-1)	--	0-1	T-2nd (-1.0)	6,308	3:02
2	4/6	SA	L, 5-18	Roberson, J (1-0)	Albright, L (0-1)	--	0-2	T-4th (-2.0)	4,253	3:20
3	4/7	SA	L, 4-9	Brito, R (1-0)	Diaz, Y (0-1)	--	0-3	T-4th (-3.0)	4,405	2:51
<b>OFF</b>										
4	4/9	@ MID	L, 3-4	Cohen, C (1-0)	Barnes, Z (0-1)	Holman, G (2)	0-4	T-4th (-4.0)	3,213	2:44
5	4/10	@ MID	W, 7-4	Montilla, E (1-0)	Basso, B (0-1)	Montes De Oca, C (1)	1-4	4th (-3.0)	2,064	2:27
6	4/11	@ MID	L, 5-8	Briggs, A (1-0)	Rashi, T (0-1)	Emanuel, S (1)	1-5	T-4th (-4.0)	5,079	2:41
7	4/12	@ MID	W, 7-6	Matthews (1-0)	Cushing, J (1-1)	Montes De Oca, C (2)	2-5	4th (-3.0)	3,630	3:02
8	4/13	@ MID	L, 0-2	Cusick, R (1-0)	Diaz, Y, (0-2)	Holman, G (3)	2-6	4th (-4.0)	4,415	2:18
9	4/14	@ MID	L, 1-11	Leal, D (1-0)	File, D (0-1)	--	2-7	4th (-5.0)	2,108	2:31
<b>OFF</b>										
10	4/16	SPR	W, 13-9	Mabrey, W (1-0)	Rajcic, M (1-1)	Rashi, T (1)	3-7	4th, (-5.0)	4,159	3:01
11	4/17	SPR	L, 1-5	Cornwell, A (1-0)	Lin, Y (0-1)	Bedell, I (1)	3-8	T-4th (-5.0)	4,060	2:32
12	4/18	SPR	W, 6-3	Stumpo, M (1-0)	Marrero, A (0-1)	--	4-8	T-4th (-4.0)	4,337	2:50
13	4/19	SPR	L, 4-9 (12)	Granillo, A (2-0)	Meza, C (0-1)	--	4-9	T-4th (-4.0)	5,219	3:33
14	4/20	SPR	W, 9-6	File, D (1-1)	Nuñez, E, (0-1)	Rashi, T (2)	5-9	4th (-4.0)	5,150	2:56
15	4/21	SPR	L, 2-3	Rajcic, M (2-1)	Hill, J (0-1)	Svanson, M (2)	5-10	T-4th (-4.0)	4,207	2:25
<b>OFF</b>										
16	4/23	@ FRI	W, 12-7	Lin, Y (1-1)	Garcia, R (0-2)	--	6-10	4th (-4.0)	2,356	3:00
17	4/24	@ FRI	W, 4-2	Larsen, D (1-0)	Anderson, B (0-1)	Rashi, T (3)	7-10	4th (-4.0)	2,453	2:26
18	4/25	@ FRI	L, 5-13	Krauth, N (2-0)	Percival, C (0-1)	--	7-11	4th (-5.0)	3,315	2:42
19	4/26	@ FRI	L, 2-3	Acker, D (1-0)	Diaz, Y (0-3)	Birlingmair, R (1)	7-12	4th (-6.0)	5,845	2:49 (:11)
20	4/27	@ FRI	L, 3-4	Rodriguez, A (1-0)	Rashi, T (0-2)	--	7-13	4th (-6.0)	5,158	2:19 (:32)
21	4/28	@ FRI	W, 6-5 (10)	Mabrey, W (2-0)	Birlingmair, R (0-1)	Gutierrez, G (1)	8-13	4th (-5.0)	6,247	2:43
<b>OFF</b>										
22	4/30	MID	L, 4-14	Ginn, J (3-1)	Larsen, D (1-1)	--	8-14	4th (-6.0)	3,816	3:01
23	5/1	MID	W, 7-3	Barnes, Z (1-1)	Salinas, R (2-1)	--	9-14	4th (-5.0)	4,330	2:40
24	5/2	MID	W, 4-0	Diaz, Y (1-3)	Beers, B (2-2)	--	10-14	4th (-5.0)	4,791	2:06
25	5/3	MID	L, 0-8	Basso, B (1-1)	File, D (1-2)	--	10-15	4th (-5.0)	5,439	2:38
26	5/4	MID	L, 0-6	Hoglund, G (3-1)	Hill, J (0-2)	--	10-16	4th (-6.0)	5,611	2:13
27	5/5	MID	L, 4-7	Ginn, J (4-1)	Clayton, L (0-1)	Santos, P (3)	10-17	4th (-7.0)	5,815	2:27
<b>OFF</b>										
28	5/7	@ CC	W, 12-5	Percival, C (1-1)	Santos, A (0-5)	--	11-17	4th (-7.0)	3,093	2:55
29	5/8	@ CC	L, 0-1	Guilfoil, T (2-3)	Diaz, Y (1-4)	Ford, K (2)	11-18	4th (-8.0)	6,896	2:05
30	5/9	@ CC	W, 2-1	File, D (2-2)	Robaina, J (1-1)	Gutierrez, G (2)	12-18	4th (-8.0)	2,827	2:01
31	5/10	@ CC	W, 3-2	Hill, J (1-2)	Ullola, M (1-2)	Grammes, C (1)	13-18	4th (-7.0)	4,325	2:30
32	5/11	@ CC	L, 0-2	Bloss, J (1-0)	Clayton, L (0-2)	Strotman, D (1)	13-19	4th (-8.0)	3,708	2:07
33	5/12	@ CC	L, 6-14	Gomez, C (1-0)	Percival, C (1-2)	--	13-20	4th (-8.5)	4,236	2:55
<b>OFF</b>										
34	5/14	FRI	W, 7-6 (10)	Stumpo, M (2-0)	Ahlstrom, R (2-1)	--	14-20	4th (-8.0)	6,802	2:42
35	5/15	FRI	PTSPD							
36	5/16(1)	FRI	L, 2-10	Garcia, R (2-2)	Corcoran, B (0-1)	--	14-21			2:01
37	5/16(2)	FRI	L, 2-10	Anderson, B (2-2)	Hill, J (2-2)	--	14-22	4th (-10.0)	4,374	2:10
37	5/17	FRI	W, 9-1	Percival, C (2-2)	Krauth, N (3-1)	--	15-22	4th (-10.0)	5,876	2:25
38	5/18	FRI	W, 4-3	Stumpo, M (3-0)	Serrano, F (0-1)	--	16-22	4th (-9.0)	5,989	2:40
39	5/19	FRI	L, 2-3	Jennings, S (3-0)	Mabrey, W (2-1)	DeVito, R (1)	16-23	4th (-9.0)	5,230	2:24
<b>OFF</b>										
40	5/21	@ NWA	W, 6-5	Rice, J (1-1)	Brady, R (1-1)	Stumpo, M (1)	17-23	4th (-9.0)	6,013	2:46
41	5/22	@ NWA	W, 3-1	Corcoran, B (1-1)	Cerantola, E (1-2)	Gutierrez, G (3)	18-23	4th (-8.5)	2,880	2:19
42	5/23	@ NWA	L, 4-2	Avila, L (3-3)	Percival, C (2-3)	Way, B (4)	18-24	4th (-9.0)	3,004	2:11
43	5/24	@ NWA	W, 14-4	Matthews, J (2-0)	Bubic, K (0-1)	--	19-24		4,043	3:16 (1:00)
44	5/25	@ NWA	W, 9-0 (7)	Diaz, Y (2-4)	Barnett, M (2-2)	--	20-24	4th (-8.0)	3,077	1:53
45	5/26	@ NWA	W, 7-6	Rice, J (2-1)	Guerrero, T (0-3)	Stumpo, M (2)	21-24	4th (-7.0)	3,492	2:47
<b>OFF</b>										
46	5/28	@ ARK	W, 2-1	Corcoran, B (2-1)	Castano, B (0-2)	Stumpo, M (3)	22-24	4th (-7.0)	3,252	2:14
47	5/29	@ ARK	L, 0-1	Evans, L (5-2)	Percival, C (2-4)	Taylor, T (3)	22-25	4th (-8.0)	4,006	2:11
48	5/30	@ ARK	L, 3-8	Hill, K (2-1)	File, D (2-3)	--	22-26	4th (-9.0)	5,392	2:47
49	5/31	@ ARK	PPD							
49	6/1	@ ARK	W, 4-2	Diaz, Y (3-4)	VanScoter, R (2-3)	Mabrey, W (1)	23-26			2:07
50	6/1 (2)	@ ARK	L, 1-5	Mercedes, J (2-2)	Hill, J (1-4)	--	23-27	3rd (-10.0)	4,890	2:03
51	6/2	@ ARK	L, 0-2	Curveo, L (4-0)	Amendt, K (0-1)	Taylor, T (4)	23-28	3rd (-11.0)	3,748	2:11



GAME	DATE	OPPONENT	W/L	WINNING PITCHER	LOSING PITCHER	SAVE	RECORD	STANDING	ATTENDANCE	TOG
52	6/4	<b>TUL</b>	W, 4-2	Percival, C (3-4)	Karros, J (1-1)	Stumpo, M (4)	24-28	3rd (-10.0)	5,143	2:22
53	6/5	<b>TUL</b>	L, 1-12	Wroblecki, J (4-2)	File, D (2-4)	--	24-29	3rd (-10.0)	4,225	2:22
54	6/6	<b>TUL</b>	PPD							
54	6/7	<b>TUL</b>	L, 4-17	Morillo, J (2-1)	Diaz, Y (3-5)	--	24-30			2:39
55	6/7 (2)	<b>TUL</b>	W, 6-1	Rashi, T (1-2)	Williams, K (2-6)	--	25-30	3rd (-11.0)	7,196	2:16
56	6/8	<b>TUL</b>	W, 6-3	Morales, F (1-0)	Kopp, R (2-1)	Stumpo, M (5)	26-30	3rd (-10.0)	7,242	2:25
57	6/9	<b>TUL</b>	L, 2-15	Karros, J (2-1)	Percival, C (3-5)	--	26-31	3rd (-11.0)	5,025	3:10
<b>OFF</b>										
58	6/11	@ FRI	L, 1-4	Stephan, J (2-3)	File, D (2-5)	Owens, T (2)	26-32	4th (-12.0)	7,934	2:24
59	6/12	@ FRI	L, 2-11	Chi, B (1-0)	Ray, D (0-1)	--	26-33	4th (-13.0)	4,134	3:02
60	6/13	@ FRI	L, 3-5	DeVito, R (3-0)	Morales, F (1-1)	--	26-34	4th (-14.0)	4,540	2:21
61	6/14	@ FRI	L, 3-4 (10)	Owens, T (1-0)	Albright, L (0-2)	--	26-35	4th (-15.0)	6,725	2:39
62	6/15	@ FRI	L, 1-6	Acker, D (3-2)	Corcoran, B (2-2)	--	26-36	4th (-16.0)	8,076	2:06
63	6/16	@ FRI	L, 0-12	Teodo, E (4-1)	File, D (2-6)	--	26-37	4th (-17.0)	6,136	2:27
<b>OFF</b>										
64	6/18	<b>SA</b>	W, 16-4	Gutierrez, G (1-0)	Krob, A (2-4)	--	27-37	4th (-16.0)	5,028	3:13
65	6/19	<b>SA</b>	W, 7-4	Giesting, S (1-0)	Kollar, J (5-3)	Amendt, K (1)	28-37	4th (-16.0)	4,874	2:20
66	6/20	<b>SA</b>	L, 10-12	Cruz, O (2-0)	Mabrey, W (2-2)	--	28-38	4th (-16.0)	5,338	3:38
67	6/21	<b>SA</b>	W, 10-2	Corcoran, B (3-2)	Snelling, R (1-7)	--	29-38	4th (-15.0)	6,267	2:10 (:44)
68	6/22	<b>SA</b>	W, 4-3 (10)	Amendt, K (1-1)	Pena, F (0-2)	--	30-38	4th (-14.0)	6,580	2:12
69	6/23	<b>SA</b>	L, 1-2 (10)	Routzahn, E (4-0)	Rashi, T (1-3)	--	30-39	4th (-14.0)	5,125	2:33
<b>OFF</b>										
<b>END OF TL FIRST HALF</b>										
70	6/25	@ TUL	W, 7-4	Giesting, S (2-0)	Williams, K (3-7)	Amendt, K (2)	1-0, 31-39	T-1st (+1.0)	4,184	3:13
71	6/26	@ TUL	L, 2-16	Rosario, J (1-0)	Lin, Y (1-2)	--	1-1, 31-40	T-2nd (-1.0)	3,673	2:57
72	6/27	@ TUL	L, 1-2	Hobbs, M (2-1)	Alvarez, J (0-1)	Boyer, L (5)	1-2, 31-41	T-3rd (-1.0)	3,564	2:04
73	6/28	@ TUL	W, 9-2	Corcoran, B (4-2)	Suarez, C (1-3)	--	2-2, 32-41	3rd (-1.0)	7,453	2:45
74	6/29	@ TUL	L, 6-10	Wepf, L (1-0)	Percival, C (3-6)	--	2-3, 32-42	T-3rd (-1.0)	6,828	2:57
75	6/30	@ TUL	L, 3-4	Williams, K (4-7)	Hill, J (1-5)	Wepf, L (1)	2-4, 32-43	T-3rd (-2.0)	3,812	2:28
76	7/1	<b>MID</b>	L, 4-14	Gonzalez, J (4-2)	Giesting, S (2-1)	--	2-5, 32-44	T-4th (-3.0)	4,309	2:40
77	7/2	<b>MID</b>	L, 1-5	Peluse, C (2-1)	Lin, Y (1-3)	--	2-6, 32-45	T-4th (-4.0)	5,484	2:13 (1:47)
78	7/3	<b>MID</b>	L, 1-4	Robles, D (1-2)	File, D (2-7)	Correa, D (5)	2-7, 32-46	T-4th (-5.0)	7,704	2:08
79	7/4	@ MID	L, 5-24	Leal, D (2-2)	Corcoran, B (4-3)	--	2-8, 32-47	T-4th (-6.0)	5,574	4:48 (2:11)
80	7/5	@ MID	W, 7-6	Grammes, C (1-0)	Tomioka, S (2-3)	Stumpo, M (6)	3-8, 33-47	4th (-6.0)	4,039	2:55
81	7/6	@ MID	L, 0-5	Gonzalez, J (5-2)	Giesting, S (2-2)	--	3-9, 33-48	4th (-6.5)	3,563	2:30
<b>OFF</b>										
<b>OFF</b>										
82	7/9	@ SA	L, 5-6	Cruz, O (5-0)	Grammes, C (1-1)	Routzahn, E (4)	3-10, 33-49	4th (-7.5)	4,581	2:33
83	7/10	@ SA	W, 8-1	File, D (3-7)	Lizarraga, V (3-4)	--	4-10, 34-49	4th (-6.5)	2,186	2:31
84	7/11	@ SA	W, 9-3	Corcoran, B (5-3)	Brito, R (2-2)	--	5-10, 35-49	4th (-5.5)	3,356	2:46
85	7/12	@ SA	L, 0-1	Kollar, J (9-3)	Alvarez, J (0-2)	Pena, F (1)	5-11, 35-50	4th (-6.5)	4,480	2:06
86	7/13	@ SA	L, 3-5	Cienfuegos, M (2-0)	Giesting, S (2-3)	Routzahn, E (5)	5-12, 35-51	4th (-7.5)	5,583	2:25
87	7/14	@ SA	W, 4-2	Hill, J (2-5)	Bergert, R (1-7)	Stumpo, M (7)	6-12, 36-51	4th (-6.5)	2,432	2:42
<b>OFF</b>										
<b>TL ALL-STAR BREAK</b>										
88	7/19	<b>SPR</b>	W, 7-1	File, D (4-7)	Mathews, Q (0-1)	--	7-12, 37-51	4th (-5.5)	6,320	2:15
89	7/20	<b>SPR</b>	L, 4-7	Ralston, J (3-1)	Grammes, C (1-2)	Svanson, M (15)	7-13, 37-52	4th (-6.0)	6,686	2:41
90	7/21	<b>SPR</b>	W, 6-5	Matthews, J (3-0)	Rajcic, M (7-8)	Stumpo, M (8)	8-13, 38-52	4th (-6.0)	4,756	2:31
<b>OFF</b>										
91	7/23	<b>WCH</b>	W, 12-3	Rashi, T (2-3)	Nowlin, J (5-5)	--	9-13, 39-52	4th (-6.0)	4,353	2:47
92	7/24	<b>WCH</b>	W, 7-3	Grammes, C (2-2)	Lawyerson, C (1-2)	--	10-13, 40-52	4th (-5.0)	4,248	2:27
93	7/25	<b>WCH</b>	W, 3-2	File, D (5-7)	MacLeod, C (0-1)	Amendt, K (3)	11-13, 41-52	4th (-4.0)	6,859	2:14
94	7/26	<b>WCH</b>	L, 1-4	Raya, M (1-3)	Corcoran, B (5-4)	Morris, A (1)	11-14, 41-53	4th (-5.0)	6,293	2:16
95	7/27	<b>WCH</b>	L, 9-10	Lewis, C (1-2)	Ray, D (0-2)	Bischoff, K (1)	11-15, 41-54	4th (-6.0)	5,612	2:59
96	7/28	<b>WCH</b>	L, 8-10	Rozeck, A (5-3)	Giesting, S (2-4)	Stankiewicz, J (2)	11-16, 41-55	4th (-7.0)	4,570	2:42
<b>OFF</b>										
97	7/30	@ CC	W, 11-5	Lin, Y (2-3)	Brown, A (2-7)	--	12-16, 42-55	4th (-6.0)	3,165	3:03
98	7/31	@ CC	L, 1-2 (10)	Ford, K (3-2)	Stumpo, M (3-1)	--	12-17, 42-56	4th (-7.0)	2,667	2:58
99	8/1	@ CC	W, 3-2 (10)	Barnes, Z (2-1)	Rodning, B (0-1)	Alvarez, J (1)	13-17, 43-56	4th (-6.0)	3,889	3:01
100	8/2	@ CC	W, 5-1	Ray, D (1-2)	Ullola, M (5-7)	--	14-17, 44-56	4th (-5.0)	6,211	2:39
101	8/23	@ CC	L, 5-9	Fleury, J (1-3)	Giesting, S (2-5)	--	14-18, 44-57	4th (-6.0)	5,335	2:42
102	8/4	@ CC	L, 2-3	Melendez, J (1-2)	Lin, Y (2-4)	Brown, A (1)	14-19, 44-58	4th (-7.0)	3,343	2:26

GAME	DATE	OPPONENT	W/L	WINNING PITCHER	LOSING PITCHER	SAVE	RECORD	STANDING	ATTENDANCE	TOG
103	8/6	NWA	W, 10-9 (10)	Rashi, T (3-3)	Simonelli, A (4-2)	--	15-19, 45-58	4th (-6.0)	4,194	3:16
104	8/7	NWA	L, 0-4	Zobac, S (2-2)	Corcoran, B (5-5)	--	15-20, 45-59	4th (-7.0)	3,758	2:04
105	8/8	NWA	W, 8-7	Rashi, T (4-3)	Wallace, J (0-1)	--	16-20, 46-59	4th (-7.0)	5,384	2:30
106	8/9	NWA	L, 6-7 (11)	Way, B (5-3)	Gutierrez, G (1-1)	--	16-21, 46-60	4th (-7.0)	5,757	3:14
107	8/10	NWA	W, 2-1	Lin, Y (3-4)	Guerrero, T (3-6)	Alvarez, J (2)	17-21, 47-60	4th (-6.0)	6,218	2:13 (:57)
108	8/11	NWA	L, 4-6	Flemming, W (4-3)	Elbis, J (0-1)	Paulino, A (10)	17-22, 47-61	4th (-7.0)	4,313	2:32
<b>OFF</b>										
109	8/13	@ SA	W, 5-0	Corcoran, B (6-5)	Krob, A (3-10)	--	18-22, 48-61	4th (-6.0)	3,204	2:40
110	8/14	@ SA	W, 5-3	Hill, J (3-5)	Camarena, D (0-1)	Stumpo, M (9)	19-22, 49-61	3rd (-5.0)	2,543	2:40
111	8/15	@ SA	L, 0-8	Bergert, R (2-7)	Giesting, S (2-6)	--	19-23, 49-62	4th (-6.0)	2,471	2:31
112	8/16	@ SA	L, 2-3 (10)	Brito, R (3-3)	Alvarez, Y (0-3)	--	19-24, 49-63	4th (-6.0)	3,179	3:01
113	8/17	@ SA	L, 0-4	Lizarraga, V (5-6)	Elbis, J (0-2)	--	19-25, 49-64	4th (-6.0)	3,869	2:10
114	8/18	@ SA	W, 5-3	Mabrey, W (3-2)	Rodriguez, B (0-1)	Stumpo, M (10)	20-25, 50-64	4th (-6.0)	2,164	2:23
<b>OFF</b>										
115	8/20	CC	W, 11-6	Ray, D (2-2)	Ullola, M (5-9)	--	21-25, 51-64	4th (-6.0)	3,573	2:46
116	8/21	CC	W, 13-1	Giesting, S (3-6)	Robaina, J (1-2)	--	22-25, 52-64	4th (-6.0)	4,129	2:23
117	8/22	CC	L, 2-6	Mancini, J (4-2)	Lin, Y (3-5)	Fleury, J (1)	22-26, 52-65	4th (-6.0)	4,033	2:13
118	8/23	CC	W, 5-4	Stumpo, M (4-1)	Rodriguez, L (5-5)	--	23-26, 53-65	3rd (-6.0)	5,407	2:40
119	8/24	CC	L, 7-11	Pecko, E (1-2)	Corcoran, B (6-6)	--	23-27, 53-66	4th (-6.0)	5,013	2:54
120	8/25	CC	<b>CNCL (RAIN)</b>				23-27, 53-66	T-3rd (-6.6)		
<b>OFF</b>										
121	8/27	ARK	L, 3-7	Evans, L (9-4)	Ray, D (2-3)	--	23-28, 53-67	T-3rd (-7.5)	3,627	2:33
122	8/28	ARK								
123	8/29	ARK								
124	8/30	ARK								
125	8/31	ARK								
126	9/1	ARK								
<b>OFF</b>										
127	9/3	@ MID								
128	9/4	@ MID								
129	9/5	@ MID								
130	9/6	@ MID								
131	9/7	@ MID								
132	9/8	@ MID								
<b>OFF</b>										
133	9/10	FRI								
134	9/11	FRI								
135	9/12	FRI								
136	9/13	FRI								
137	9/14	FRI								
138	9/15	FRI								

END OF REG. SEASON