



GAME NOTES

NORTHWEST ARKANSAS NATURALS

3000 GENE GEORGE BLVD • SPRINGDALE, AR 72762 • PH: 479.927.4900 • FAX: 479.756.8088

WWW.NWANATURALS.COM /NATURALS NWANATURALS @NWANATURALS



NORTHWEST ARKANSAS NATURALS (12-22, 43-59) @ ARKANSAS TRAVELERS (14-20, 50-53)

RHP Jon Bowlan (2 GS, 0-1, 9.28 ERA) @ RHP Stephen Kolek (20 GS, 4-10, 5.63 ERA)

Wednesday, August 10th, 2022 • 6:35 PM (CT) First Pitch • Dickey-Stephens Park • North Little Rock, Arkansas

Game 103 of 137 • Road Game 53 of 69 • Road Record: 25-27 • Night Game Record: 34-49 • North Division Record: 26-40 • 2nd Half Record: 12-22

Streak: L1 • Last 5: 1-4 • Last 10: 4-6 • Home Record: 18-32 • Day Game Record: 9-10 • South Division Record: 17-19 • 1st Half Record: 31-37

Listen: www.milb.com/northwest-arkansas/fans/audio-listen-live • Watch: MilB.tv



UPCOMING GAMES & PITCHING PROBABLES

Thursday, August 11, 2022	@ Arkansas	6:35 p.m. CT	LHP Anthony Veneziano (19 GS, 5-7, 6.48 ERA) @ RHP Taylor Dollard (20 GS, 10-2, 1.69 ERA)
Friday, August 12, 2022	@ Arkansas	7:05 p.m. CT	RHP Alec Marsh (19 GS, 1-11, 7.85 ERA) @ RHP Prelander Berroa (2 GS, 0-1, 8.44 ERA)
Saturday, August 13, 2022	@ Arkansas	7:05 p.m. CT	RHP Andrew Hoffmann (4 GS, 1-2, 5.31 ERA) @ RHP Bryce Miller (3 GS, 0-0, 3.68 ERA)

BY THE NUMBERS

(UNDERLINE INDICATES MILB LEADER) (BOLD INDICATES DOUBLE-A LEADER) (ITALICS INDICATES DOUBLE-A WORST)

<u>.262</u> (15th) < AVG	<u>.236</u> (10th)	<u>6.00</u> (9th)	ERA > 4.40 (2nd)
<u>601</u> (3rd) < R	<u>496</u> (10th)	<u>1.65</u> (10th)	WHIP > 1.33 (1st)
<u>914</u> (5th) < H	<u>807</u> (10th)	<u>.270</u> (8th)	AVG > .235 (1st)
<u>120</u> (8th) < HR	<u>79</u> (9th)	<u>895.0</u> (7th)	IP > 901.0 (4th)
<u>457</u> (4th) < BB	<u>469</u> (3rd)	<u>949</u> (8th)	H > 792 (1st)
<u>966</u> (7th) < K	<u>922</u> (5th)	<u>660</u> (9th)	R > 489 (2nd)
<u>133</u> (1st) < SB	<u>105</u> (6th)	<u>138</u> (8th)	HR > 95 (1st)
<u>.353</u> (5th) < OBP	<u>.334</u> (10th)	<u>526</u> (9th)	BB > 413 (14th)
<u>.428</u> (6th) < SLG	<u>.358</u> (10th)	<u>933</u> (7th)	K > 944 (14th)
<u>.781</u> (7th) < OPS	<u>.692</u> (10th)	<u>6</u> (13rd)	SHO > 7 (2nd)

YESTERDAY'S GAME

	1	2	3	4	5	6	7	8	9	R	H	E	LO
NW Arkansas	0	1	0	0	0	0	0	0	0	1	6	1	8
Arkansas	4	0	4	0	0	0	0	0	x	8	8	3	8

Win: Emerson Hancock (4-4) Loss: T.J. Sikkema (0-1) Save: None

NORTH LITTLE ROCK, AR – Despite keeping the Arkansas Travelers scoreless over the last two-third of the game, the Northwest Arkansas Naturals could not come back from an early deficit, falling 8-1 in the series opener Tuesday night.

- The Travelers took an early lead with four runs in the first inning, then added four more runs of insurance in the third, seven of the eight runs charged to the Naturals' starting pitcher, **T.J. Sikkema**.
- Left-hander **Walter Pennington** allowed Arkansas' eighth run of the game to score in the third inning, then threw scoreless fourth and fifth innings, retiring seven of the last eight batters he faced.
- Pennington was followed by **Stephen Woods Jr.**, who threw 2.0 scoreless innings, stranding the bases loaded in the sixth then retiring the Travelers in order in the seventh. **Will Klein** faced the minimum in a scoreless eighth, using a double play to erase a leadoff single, as the Travelers could not add any additional runs after two outs in the third inning.
- The Naturals' only run of the game came across in the second, when **Robbie Glendinning** scored from second on the first of three Travelers errors.
- Designated hitter **Tyler Gentry** and right fielder **John Rave** each collected two hits, four of the club's six in the game.

SERIES HISTORY

NWA ALL-TIME vs. Travelers.....	206-184 (.528)
NWA ALL-TIME in Springdale.....	114-77 (.597)
NWA ALL-TIME in North Little Rock.....	92-107 (.462)

2022 vs. Travelers.....	5-8 (.385)
2022 in Springdale.....	3-3 (.500)
2022 in North Little Rock.....	2-5 (.289)

DATE	H/R	SCORE	WIN	LOSS	SAVE
5/17/22	R	L, 7-6 (10)	T. Kuhn	W. Pennington	-
5/18/22	R	L, 8-7	T. Dollard	A. Zerpa	M. Stryffeler
5/19/22	R	L, 5-0	C. Jones	A. Marsh	-
5/20/22	R	L, 2-1	J. Haberer	D. Parrish	T. Kuhn
5/21/22	R	W, 11-4 (8)	D. Biasi	S. Kolek	-
5/22/22	R	W, 10-5	Z. Phillips	E. Hancock	-
6/14/22	H	W, 7-5	A. Veneziano	S. Kolek	-
6/15/22	H	L, 5-4	C. Kober	M. Peacock	M. Stryffeler
6/16/22	H	L, 18-3	E. Hancock	Z. Phillips	-
6/17/22	H	L, 13-2	Y. Dollard	A. Marsh	-
6/18/22	H	W, 9-0	W. Klein	C. Jones	-
6/19/22	H	W, 4-0	A. Veneziano	S. Kolek	-
8/9/22	R	L, 8-1	E. Hancock	T. Sikkema	-
8/10/22	R				
8/11/22	R				
8/12/22	R				
8/13/22	R				
8/14/22	R				

NATURALS PR DEPARTMENT • NATURALS@GMAIL.COM

Dustin Dethlefs – Director, Marketing & PR – dustin@nwanaturals.com
 Nicholas Badders – Broadcaster/Media Relations/Baseball Ops – nicholas@nwanaturals.com
 Adam Annaratore – Creative Services Coordinator – adam@nwanaturals.com
 Kelsey Chanler – Marketing and Creative Services Assistant – kelsey@nwanaturals.com

NATURALS HITTING LEADERS

GAMES.....	Nick Loftin (90)
AT-BATS.....	Nick Loftin (363)
RUNS.....	Nick Loftin (78)
HITS.....	Bradley & Loftin (98)
TOTAL BASES.....	Robbie Glendinning (160)
DOUBLES.....	Maikel Garcia (24)
TRIPLES.....	Bradley & Matias (3)
HOME RUNS.....	Robbie Glendinning (17)
RUNS BATTED IN.....	Robbie Glendinning (65)
WALKS.....	Logan Porter (59)
STRIKEOUTS.....	Robbie Glendinning (127)
STOLEN BASES.....	Maikel Garcia (27)
BATTING AVERAGE.....	Tucker Bradley (.311)
ON-BASE %.....	Logan Porter (.437)
SLUGGING %.....	Logan Porter (.486)
OPS.....	Logan Porter (.923)

NATURALS PITCHING LEADERS

WINS.....	Dante Biasi (6)
LOSSES.....	# Alec Marsh (11)
ERA.....	Anthony Veneziano (6.48)
GAMES.....	Jonah Dipoto (32)
STARTS.....	Marsh & Veneziano (19)
COMPLETE GAMES.....	Anthony Veneziano (1)
GAMES FINISHED.....	Jonah Dipoto (18)
SAVES.....	Del Rosario & Sotillet (4)
INNINGS.....	Anthony Veneziano (90.1)
HITS.....	Alec Marsh (103)
RUNS.....	# Alec Marsh (80)
EARNED RUNS.....	T^ Alec Marsh (73)
HOME RUNS.....	T^ Marsh & Veneziano (21)
HIT BATTERS.....	Anthony Veneziano (8)
WALKS.....	Anthony Veneziano (50)
STRIKEOUTS.....	Alec Marsh (116)

* INDICATES LEAGUE LEADER // ^ INDICATES DOUBLE-A LEADER // # INDICATES MINOR LEAGUE LEADER

THIS DAY IN NATURALS HISTORY

The Naturals are 4-6 all-time when playing on August 10

On August 10, 2018, the Northwest Arkansas Naturals beat the Frisco Roughriders, 12-1 at Arvest Ballpark. Naturals starting pitcher **Scott Blewett** threw a one-run complete game, the most recent nine-inning complete game in Naturals history. He struck out three and did not walk a batter, on 96 pitches (67 strikes) and faced 33 batters, tied for the second-most in a game in franchise history. His average of 10.67 pitches/inning is the second-fewest (min. 80 pitches) for a pitcher in a game in club history. All nine Naturals in the starting lineup had a hit, including six multi-hit games. Right fielder **Alfredo Escalera** went 4-for-4 and came a triple shy of the cycle, while designated hitter **Alex Liddi** went 2-for-5 with four runs batted in.

HOME/AWAY

Home Games.....	18-32
Away Games.....	25-27

TIME OF DAY

Night Games.....	34-49
Day Games.....	9-10

MONTH

April.....	9-11
May.....	13-12
June.....	10-16
July.....	8-16
August.....	3-4
September.....	

OPPONENT

vs. Amarillo.....	5-7
vs. Arkansas.....	5-8
vs. Corpus Christi.....	4-8
vs. Frisco.....	4-2
vs. Midland.....	4-2
vs. San Antonio.....	
vs. Springfield.....	5-13
vs. Tulsa.....	10-8
vs. Wichita.....	6-11

DAY OF THE WEEK

on Monday.....	1-0
on Tuesday.....	6-10
on Wednesday.....	8-7
on Thursday.....	4-13
on Friday.....	8-11
on Saturday.....	7-10
on Sunday.....	9-8

THIS ROAD TRIP

Record.....	0-1
Team Batting Average.....	(.176)
Home Runs.....	0
Runs/Runs Per Game.....	1/1.00
Team ERA.....	9.00
Strikeouts.....	4
Saves/Opportunities.....	0/0

THIS WEEK IN NATURALS BASEBALL

MONDAY	TUESDAY	WEDNESDAY	THURSDAY	FRIDAY	SATURDAY	SUNDAY
8/8 OFF	8/9 @ Arkansas L, 8-1	8/10 @ Arkansas 6:35 PM	8/11 @ Arkansas 6:35 PM	8/12 @ Arkansas 7:05 PM	8/13 @ Arkansas 7:05 PM	8/14 @ Arkansas 1:35 PM



FOLLOW THE LEADER

Manager Chris Widger enters his first season at the helm of the Naturals, after previous stops in *Advanced Rookie* Burlington (2019) and *High-A* Quad Cities (2021) managing Royals affiliates.

- 13 of the Naturals' 28 active players played for Widger with the Quad Cities River Bandits last season.
- 4 of the Naturals' 28 active players played under Widger with the Burlington Royals, then in Quad Cities and now in Northwest Arkansas: **Dante Biasi, Jonah Dipoto, Jake Means and John Rave.**

EXTREME ENDS OF THE SPECTRUM

When looking at the Naturals' numbers one game to the next, it appears rather black and white with what leads to a win or loss.

- When scoring seven runs or more, the Naturals are 33-8, while when scoring six runs or less, just 10-51.
- The Naturals are 30-13 when recording 10 hits or more, but when they get nine hits or less, are just 14-45.
- The Naturals are 40-14 when out-hitting their opponent or hits are tied, but 3-45 when out-hit by their opponent.
- When the Naturals score first, they are 28-20, whereas 15-39 when the opponent scores first.

ONE RUN GOES A LONG WAY

The Naturals are 5-17 in one-run games this season, meaning 17 of their 59 losses (28.81%) this season have been decided by just one run.

- The Naturals have had the tying run at the plate or on base in 20 losses this season (including 13 of their one-run losses).

YO, YOU WANNA SEE SOME REAL SPEED?

Through 102 games, the Naturals have stolen 133 bases in 163 attempts (average 1.30 steals/game, 81.60% success rate).

- 133 steals leads the Texas League, ranks fifth in Double-A and tied 26th in the Minors ... 81.60% success rate is 20th among 120 full-season MiLB teams.
- The Naturals have stolen at least one base in 67 of 102 games this season (65.68%), including 33 games with two or more steals ... the team stole a season-high six bases on July 6 vs. Tulsa with a pair of five-steal games as well this season.
- The Naturals have pulled off a double steal 17 times, meaning 34 of 133 steals this year (25.6%) have come on a double-steal.
- Naturals players have stolen multiple bases in a game 14 times, SIX of those occasions being Garcia ... **Tucker Bradley** had the first three-steal game of the season (and of his career) on July 9 vs. Tulsa.
- Maikel Garcia's** 27 steals (in 30 attempts) still ranks fourth in the Texas League, **Nick Loftin's** 24 (in 27 attempts) ranks seventh in the league.

TUCK(ER) AND ROLL

Naturals outfielder **Tucker Bradley** has been consistent from the start of the season and established himself as one of the team's most reliable hitters.

- Bradley has reached base at least once in 73 of 87 games this season (82.95%) and reached base multiple times on 48 occasions, which ranks second on the Naturals behind Logan Porter's 49 ... he has hits in 63 of 88 games and has a team-best 28 multi-hit games, as well as 13 multi-run games and nine multi-RBI games.
- Bradley's .311 batting average leagues qualified Naturals hitters, ranks fourth in the Texas League and third among Kansas City's minor league hitters ... his .396 on-base percentage also ranks third in the system (10th in the league), while 98 hits are tied third, 18 doubles are tied fifth, his .850 OPS is seventh, 56 runs scored is tied seventh, 143 total bases ranks ninth and a .454 slugging percentage is 10th in the system.
- The Georgia native has hit first in the order 19 games this year, which ranks second behind Maikel Garcia (76) ... when hitting first, Bradley is a .342 hitter (26-for-76) with a .457 on-base percentage and .904 OPS ... when leading off innings, he hits .333 (27-for-81) with a .419 on-base percentage.

TYLER, THE CREATOR (OF RUNS)

Naturals outfielder **Tyler Gentry** has been one of the best hitters in the Kansas City Royals' system this season, with an incredible impact since joining the Naturals in June.

- Among qualified full-season Minor League hitters, Gentry ranks **SEVENTH in batting average (.329)** when you combine his stats between Northwest Arkansas and Quad Cities (A+).
- He is the Royals' organization leader in batting average (.329) and OPS (.971), while ranking second in on-base percentage (.423) and slugging percentage (.548) ... his 59 runs batted in are sixth in the system, as are his 15 home runs between the River Bandits and Naturals.
- Gentry has reached base in 46 of 41 games (87.80%) and has hits in 29 of his 41 games with the Naturals, with already 16 multi-hit games.
- Since his call-up to Double-A on June 14, Gentry is batting .323 (50-for-155) over 41 games with nine doubles, 10 home runs and 36 runs batted and a .988 OPS ... he's driven in at least one run in 19 of 41 games, with nine multi-RBI games ... his .323 average is the second-best on the Naturals since June 14, just behind Tucker Bradley's .331, though his 89 total bases and 36 runs batted in are the most, while his .988 OPS is the highest.
- Over 22 games in the month of July, Gentry hit .329 (28-for-85) with nine extra-base hits and 21 runs batted in, while he has scored 19 runs as well ... his 21 RBI last month ranked tied fourth among Texas League hitters with teammate Robbie Glendinning.
- Gentry's 18-game on-base streak between June 26 and July 17 is the longest for a Naturals player this season ... in that span, he hit .382 (26-for-68) with 10 extra-base hits and 12 walks, with an on-base percentage of .459 in that span.

ROCKIN' ROBBIE

After slumping for much of June, first baseman **Robbie Glendinning** has returned to form, with a hot stretch that has carried through July into August.

- Glendinning's 65 runs batted in this season rank seventh in the Texas League ... his 63 runs scored are tied for the sixth-most in the Texas League, 160 total bases are tied eighth and 37 extra-base hits are tied ninth.
- He has reached base in 77 of 87 games he's played this season (88.51%), reaching multiple times in 41 games this season ... he has hits in 58 of 87 games, including 26 multi-hit games this season.
- Among Royals minor league hitters, Glendinning ranks as one of the top hitters in nearly every category ... he places third in the system with 65 runs batted in, 63 runs scored, 160 total bases and 37 extra-base hits, while 19 doubles and 17 home runs are tied third ... his .485 slugging percentage is fifth-best in the organization, while his .849 OPS is eighth and .364 on-base percentage ranks ninth.
- In 20 games in July, Glendinning hit .313 (26-for-83) with 11 extra-base hits and 21 runs batted in ... his 21 runs batted were are tied for the fourth-most in the Texas League in the month of July, seven home runs were tied fourth in the league and 51 total bases ranked tied fifth.

ALEXANDER THE GREAT

Infielder **CJ Alexander** has quickly heated up at the plate since joining the Naturals in a trade last month from Atlanta.

- Over 19 games with the Naturals, the corner infielder is hitting .253 (20-for-79) with eight extra-base hits (five home runs) and 19 runs batted in, with 10 runs scored as well.
- He has hits in 12 of 19 games with the Naturals, 8 of which are two-hit performances ... he's driven in runs in 7 of 19, including already five multi-RBI games.
- Alexander began his Naturals tenure 0-for-12 over his first three games, then homered on July 16 @ Corpus Christi for his first hit and went 4-for-10 in his next two games.
- In the month of August, Alexander is hitting .346 (9-for-26) with five extra base hits (four home runs) and 11 runs batted in.
- Last week's series against Tulsa, CJ homered in four straight games, August 3 to 6 ... he is the third Natural this season and just the sixth all-time to homer in four consecutive games.

NUMERICAL QUICK ROSTER

#	PLAYER	POS	B/T
1	Rave, John	OF	L/L
2	Cropley, Tyler	C	R/R
4	McCullough, Morgan	INF	L/R
7	Bewley, Brhet	INF/OF	R/R
8	Hernández, Diego	OF	L/L
9	Means, Jake	INF	R/R
11	Tresh, Luca	C	R/R
12	Bradley, Tucker	OF	L/L
15	Marsh, Alec	RHP	R/R
16	Glendinning, Robbie	INF	R/R
17	Castellano, Angelo	INF	R/R
19	Gentry, Tyler	OF	R/R
21	Lacy, Asa	LHP	L/L
22	Woods Jr., Stephen	RHP	R/R
25	Matias, Seuly	OF	R/R
26	Alexander, CJ	INF	L/R
27	Pennington, Walter	LHP	L/L
28	Sikkema, T.J.	LHP	L/L
29	Murdock, Noah (DEV)	RHP	R/R
32	Veneziano, Anthony	LHP	L/L
33	Klein, Will	RHP	R/R
34	Hoffmann, Andrew	RHP	R/R
35	Webb, Nate	RHP	R/R
38	Biasi, Dante	LHP	L/L
40	Bowlan, Jon	RHP	R/R
41	Haake, Zach	RHP	R/R
44	Stupienski, Gavin (DEV)	INF/C	L/R
45	Del Rosario, Yefri	RHP	R/R
51	Chamberlain, Christian	LHP	L/L
55	Dipoto, Jonah	RHP	R/R

ALPHABETICAL QUICK ROSTER

#	PLAYER	POS	B/T
26	Alexander, CJ	INF	L/R
7	Bewley, Brhet	INF/OF	R/R
38	Biasi, Dante	LHP	L/L
40	Bowlan, Jon	RHP	R/R
12	Bradley, Tucker	OF	L/L
17	Castellano, Angelo	INF	R/R
51	Chamberlain, Christian	LHP	L/L
2	Cropley, Tyler	C	R/R
45	Del Rosario, Yefri	RHP	R/R
55	Dipoto, Jonah	RHP	R/R
19	Gentry, Tyler	OF	R/R
16	Glendinning, Robbie	INF	R/R
41	Haake, Zach	RHP	R/R
8	Hernández, Diego	OF	L/L
34	Hoffmann, Andrew	RHP	R/R
33	Klein, Will	RHP	R/R
21	Lacy, Asa	LHP	L/L
15	Marsh, Alec	RHP	R/R
25	Matias, Seuly	OF	R/R
4	McCullough, Morgan	INF	L/R
9	Means, Jake	INF	R/R
29	Murdock, Noah (DEV)	RHP	R/R
27	Pennington, Walter	LHP	L/L
1	Rave, John	OF	L/L
28	Sikkema, T.J.	LHP	L/L
44	Stupienski, Gavin (DEV)	INF/C	L/R
11	Tresh, Luca	C	R/R
32	Veneziano, Anthony	LHP	L/L
35	Webb, Nate	RHP	R/R
22	Woods Jr., Stephen	RHP	R/R

BATTING

LEFTIES	6
RIGHTIES	8
SWITCH	0

PITCHING

LEFTIES	10
RIGHTIES	6

PRO-NUN-SEE-AY-SHUNS

- | | | | |
|---|---|---|---|
| 4 MORGAN McCULLOUGH (<i>muh-KULL-uh</i>) | 21 ASA LACY (<i>AY-suh</i>) | 38 DANTE BIASI (<i>bee-AW-zee</i>) | 45 YEFRI DEL ROSARIO (<i>Jeffry</i>) |
| 7 BRHET BEWLEY (<i>Brett Bew-lee</i>) | 25 SEULY MATIAS (<i>soo-lee mah-TEE-as</i>) | 40 JON BOWLAN (<i>bowl-in</i>) | 55 JONAH DIPOTO (<i>dih-POH-to</i>) |
| 16 ROBBIE GLENDINNING (<i>glin-DEN-ing</i>) | 28 T.J. SIKKEMA (<i>SICK-um-uh</i>) | 41 ZACH HAAKE (<i>hockey</i>) | BENCH COACH 23: MIKE JIRSICHELE (<i>jursh-LEE</i>) |
| 17 ANGELO CASTELLANO (<i>kass-tay-AHN-oh</i>) | 32 ANTHONY VENEZIANO (<i>va-nee-ee-ah-no</i>) | 44 GAVIN STUPIENSKI (<i>stew-PIN-ski</i>) | |



NATURALS HARDWARE SHELF

Players of the Month

TBD

Pitchers of the Month (1)

May: LHP Drew Parrish ... started five games and went 3-1 with a 0.59 ERA (2 ER in 30.2 IP) ... only allowed 15 hits and four walks, while striking out 29 opposing hitters ... among qualified Texas League pitchers, threw the most innings and had the lowest ERA and WHIP (0.62), while holding opponents to a .144 average.

Players of the Week (3)

- April 25 to May 1: 2B Michael Massey** ... hit .417 (10-for-28) across six games with a league-best 19 total bases and nine runs batted in, while tied for the Texas League lead with 10 hits. His 1.221 OPS ranked third among players with at least 20 at-bats, while his .417 average tied for second among that same group.
- May 23 to May 29: 2B Michael Massey** ... hit a league-best .481 (13-for-27) across six games in Midland, while tied for the league lead with 19 total bases. He drove in nine runs as well, doubling three times with one home run, a go-ahead grand slam on May 24 and collected multiple hits in each of the first five games of the series.
- June 27 to July 3: OF Tyler Gentry** ... hit .435 (10-for-23) with two doubles, four home runs and 11 runs batted in, which was tied for the most in the league. Recorded 24 total bases with a 1.043 slugging percentage 1.543 OPS.

Pitchers of the Week (4)

- May 2 to May 8: LHP Drew Parrish** ... threw 7.0 scoreless innings on May 7 @ Springfield ... held the Cardinals to just two hits and one walk while striking out four. He retired the first eight he faced and the final five, with five 1-2-3 frames.
- May 9 to May 15: LHP Drew Parrish** ... threw 7.0 scoreless innings on May 13 vs. Wichita ... held the Wind Surge to just three hits and no walks while striking out nine. Between the second and sixth innings, he retired 13 straight batters, retiring the side 1-2-3 in the first inning, as well as the third through sixth.
- June 6 to June 12: LHP Anthony Veneziano** ... threw 7.0 scoreless innings in a complete-game shutout on June 9 @ Tulsa ... held the Drillers to just three hits and one walk while striking out five, on 79 pitches. Retired the final eight hitters he faced and 11 of the last 12, only needing five pitches for a 1-2-3 seventh inning to end the night.
- July 25 to July 31: LHP Dante Biasi** ... threw 5.0 scoreless innings on July 27 @ Wichita in an eventual 5-0 shutout win ... held the Wind Surge to just one hit and three walks while striking out five, on 79 pitches, his second straight scoreless start.

TOOLS TEAM

Three Nationals players were listed in *Baseball America's* 2022 Best Tools Survey of the Kansas City Royals' organization.

- RHP **Will Klein** is rated as having the "*Best Fastball*" in the system.
- LHP **Asa Lacy** is rated as having the "*Best Slider*" in the system.
- RF **Seuly Matias** is rated as having the "*Best Outfield Arm*" in the system.

QUICK FACTS

Founded	2008
Colors	Navy Blue, Burgundy, Gold and White
League	Texas League (Since 2008)
Ownership	Rich Entertainment Group
General Manager	Justin Cole (9th Season)
Home Ballpark (Capacity)	Arvest Ballpark (7,350, 6,500 seats)
Dimensions	LF- 327 LCF- 377 CF- 400 RCF- 378 RF- 325
Wall Heights	LF-LCF: 9 feet CF: 11 feet RCF-RF: 9 feet

ROSTER BREAKDOWN
















Age 20.....0	Native of Australia.....1
Age 21.....1	Native of Dominican Republic.....3
Age 22.....4	Native of United States.....25
Age 23.....5	Native of Venezuela.....1
Age 24.....9	Acquired by Royals via Free Agency10
Age 25.....5	(International).....3 (Minor League).....5 (Undrafted).....2
Age 26.....4	Acquired by Royals via Trade16
Age 27.....2	Acquired by Royals via First Year Player Draft4
Age 28.....1	(High School).....1 (Rounds 1-5).....7 (2016-18 Drafts).....4
Age 29.....0	(2nd Year/College).....0 (Rounds 6-10).....4 (2019 Draft).....7
Average Age24 Years 73 Days	(3rd Year/College).....12 (Rounds 11-20).....1 (2020 Draft).....4
Median Age24	(4th+ Year/College).....3 (Rounds 21-40).....4 (2021 Draft).....1

ROYALS TOP-30 PROSPECTS (RANKING ACCORDING TO MLB PIPELINE)

11 of the Nationals 28 active players appear on a Top-30 Royals prospects ranking

#	PLAYERS (POSITION)	OVERALL RANKING	BASEBALL AMERICA RANKING
2	Asa Lacy (LHP)		Royals 10 th
5	Jon Bowlan (RHP)		Royals 8 th
9	Alec Marsh (RHP)		Royals 13 th
16	Anthony Veneziano (LHP)		—
18	Will Klein (RHP)		—
21	T.J. Sikkema (LHP)		Royals 25 th
23	Noah Murdock (RHP) <i>(DEV LIST)</i>		—
25	Luca Tresh (C)		Royals 18 th
26	Tyler Gentry (OF)		Royals 12 th
27	Andrew Hoffmann (RHP)		Royals 15 th
30	Diego Hernández (OF)		Royals 30 th
—	Yefri Del Rosario (RHP)		Royals 21 st

UNIFORM RECORDS

 Navy/Red (26-33) Home: 12-17 Road: 14-14	 Red (9-13) Home: 0-0 Road: 9-13	 White/Navy (4-10) Home: 4-10 Road: 0-0	 Los Naturales Home: 0-2 Road: 0-0	 Growlin' Chickens Home: 1-1 Road: 0-0	 Fauxback Home: 0-1 Road: 0-0	 July 4th Home: 1-0 Road: 0-0	
 White (14-16) Home: 14-16 Road: 0-0	 Grey (10-12) Home: 0-0 Road: 10-12	 Navy (16-26) Home: 3-10 Road: 13-26	 Los Naturales Home: 0-2 Road: 0-0	 Growlin' Chickens Home: 1-1 Road: 0-0	 Fauxback Home: 0-1 Road: 0-0	 Star Wars Home: 1-0 Road: 0-0	 Marvel Home: 0-1 Road: 0-0
HOME UNIFORM COMBINATIONS			ROAD UNIFORM COMBINATIONS				
Navy/Red Hat & White Jersey: 11-11		Navy/Red Hat & Navy Jersey: 2-5		Navy/Red Hat & Grey Jersey: 6-3		Navy/Red Hat & Navy Jersey: 10-11	
White Hat & White Jersey: 3-5		White Hat & Navy Jersey: 1-5		Red Hat & Grey Jersey: 4-9		Red Hat & Navy Jersey: 5-4	
Red Hat & White Jersey: 0-0		Red Hat & Navy Jersey: 0-0		Specialty/Theme Uniforms: 3-5			

NATURALS IN-SEASON BIRTHDAYS

APRIL (2) 4/14 – Walter Pennington (24) 4/14 – Jake Means (26)	MAY (5) 5/6 – Tucker Bradley (24) 5/7 – Derrick Lewis (46) 5/14 – Alec Marsh (24) 5/14 – Christian Colón (33) 5/21 – Chris Widger (51)	JUNE (2) 6/2 – Asa Lacy (23) 6/10 – Stephen Woods Jr. (27)	JULY (3) 7/17 – CJ Alexander (26) 7/20 – Christian Chamberlain (23) 7/25 – T.J. Sikkema (24)	AUGUST (2) 8/20 – Noah Murdock (24) 8/20 – Nate Webb (25)	SEPTEMBER (4) 9/1 – Anthony Veneziano (25) 9/3 – Jonah Dipoto (26) 9/4 – Seuly Matias (24) 9/23 – Yefri Del Rosario (23)
---	--	---	--	--	---



2022 BREAKING ROSTER

Pitchers (16): LHP Dante Biasi, LHP Holden Capps, RHP Christian Cosby, RHP Yefri Del Rosario, RHP Jonah Dipoto, RHP Zach Haake, LHP Asa Lacy, RHP Alec Marsh, LHP Drew Parrish, LHP Zack Phillips, RHP Ándres Sotillet, LHP Anthony Veneziano, RHP Nate Webb, RHP Zach Willeman, RHP Stephen Woods Jr. and LHP Ángel Zerpa

Catchers (3): Tyler Cropley, Sebastian Rivero, Logan Porter

Infielders (7): Nate Eaton, Maikel Garcia, Robbie Glendinning, Ryan Grotjohn, Michael Massey, Jake Means, Gavin Stupienski

Outfielders (4): Tucker Bradley, Nick Loftin, Seuly Matias, John Rave

1st HALF

- 4/4 Kansas City Royals announce Breaking Roster
- 4/8 LHP **Holden Capps** placed on the development list
INF **Gavin Stupienski** placed on the development list
- 4/12 RHP **Nate Webb** placed on the 7-day injured list
- 4/15 LHP **Holden Capps** activated from the development list
- 4/19 C **Tyler Cropley** placed on the 7-day injured list
RHP **Christian Cosby** placed on the 7-day injured list
INF **Gavin Stupienski** activated from the development list
- 4/21 LHP **Walter Pennington** transferred to NW Arkansas (AA) from Quad Cities (A+)
- 4/23 RHP **Zach Haake** placed on the 7-day injured list
RHP **Patrick Halligan** transferred to NW Arkansas (AA) from Columbia (A)
- 4/26 RHP **Patrick Halligan** transferred to Quad Cities (A+) from NW Arkansas (AA)
- 4/28 RHP **Ándres Sotillet** transferred to Omaha (AAA) from NW Arkansas (AA)
- 5/3 INF **Ryan Grotjohn** placed on the Development List
INF **Brhet Bewley** activated from the Quad Cities Injured List and transferred to NW Arkansas (AA)
LHP **Patrick Smith** transferred to NW Arkansas (AA) from Quad Cities (A+)
LHP **Marcelo Martinez** transferred to NW Arkansas (AA) from Omaha (AAA)
- 5/8 C **Sebastian Rivero** recalled by Kansas City (MLB) from NW Arkansas (AA)
- 5/9 C **Sebastian Rivero** optioned to NW Arkansas (AA)
C **Sebastian Rivero** recalled by Kansas City (MLB) from NW Arkansas (AA)
- 5/10 LHP **Asa Lacy** placed on the 7-day injured list
INF **Ryan Grotjohn** activated from the Development List
- 5/13 C **Sebastian Rivero** optioned to NW Arkansas (AA)
- 5/14 LHP **Patrick Smith** placed on the Development List
RHP **Will Klein** activated from the 7-day injured list
- 5/17 C **Sebastian Rivero** recalled by Kansas City (MLB) from NW Arkansas (AA)
- 5/21 LHP **Marcelo Martinez** transferred to Omaha (AAA) from NW Arkansas (AA)
- 5/24 LHP **Patrick Smith** transferred to Quad Cities (A+) from NW Arkansas (AA)
RHP **Ándres Sotillet** transferred to NW Arkansas (AA) from Omaha (AAA)
- 5/26 OF **John Rave** transferred to Omaha (AAA) from NW Arkansas (AA)
INF **Nate Eaton** transferred to Omaha (AAA) from NW Arkansas (AA)
- 5/28 C **Sebastian Rivero** optioned to NW Arkansas (AA)
- 5/31 RHP **Christian Cosby** activated from the 7-day injured list
LHP **Christian Chamberlain** transferred to NW Arkansas (AA) from Quad Cities (A+)
RHP **Zach Willeman** transferred to Omaha (AAA) from NW Arkansas (AA)
- 6/1 OF **Parker Bates** transferred to NW Arkansas (AA) from Quad Cities (A+)
RHP **Ándres Sotillet** transferred to Omaha (AAA) from NW Arkansas (AA)
- 6/3 LHP **Drew Parrish** transferred to Omaha (AAA) from NW Arkansas (AA)
RHP **Noah Murdock** transferred to NW Arkansas (AA) from Quad Cities (A+)
- 6/4 OF **John Rave** transferred to NW Arkansas (AA) from Omaha (AAA)
- 6/7 OF **Parker Bates** transferred to Quad Cities (A+) from NW Arkansas (AA)
- 6/10 RHP **Ándres Sotillet** transferred to NW Arkansas (AA) from Omaha (AAA)
LHP **Ángel Zerpa** recalled by Kansas City (MLB) from NW Arkansas (AA)
- 6/12 LHP **Ángel Zerpa** optioned to NW Arkansas (AA)
OF **Seuly Matias** placed on the 7-day injured list
- 6/14 INF **Michael Massey** transferred to Omaha (AAA) from NW Arkansas (AA)
OF **Tyler Gentry** transferred to NW Arkansas (AA) from Quad Cities (A+)
C **Tyler Cropley** activated from the 7-day injured list
LHP **Gabe Speier** transferred to NW Arkansas (AA) on Major League Rehab
RHP **Matt Peacock** transferred to NW Arkansas (AA) on Major League Rehab
- 6/17 LHP **Gabe Speier** returned from Rehab Assignment to Kansas City (MLB) from NW Arkansas (AA)
RHP **Matt Peacock** returned from Rehab Assignment to Kansas City (MLB) from NW Arkansas (AA)
- 6/19 OF **Seuly Matias** activated from the on the 7-day injured list
C **Gavin Stupienski** placed on the Development List
LHP **Jake Brentz** transferred to NW Arkansas (AA) on Major League Rehab
- 6/23 RHP **Christian Cosby** transferred to Quad Cities (A+) from NW Arkansas (AA)
LHP **Marcelo Martinez** transferred to NW Arkansas (AA) from Omaha (AAA)
- 6/24 LHP **Jake Brentz** returned to Kansas City (MLB) from his rehab assignment.
- 6/25 LHP **Marcelo Martinez** transferred to Omaha (AAA) from NW Arkansas (AA)

2nd HALF

- 6/27 LHP **Holden Capps** released
LHP **Eric Skoglund** reinstated from AAA rehab assignment and transferred to NW Arkansas (AA)
- 6/30 RHP **Nate Webb** returned from rehab assignment and activated off the 7-day injured list
- 7/9 RHP **Yefri Del Rosario** placed on the Development List
RHP **Zach Haake** returned from rehab assignment and activated off the 7-day injured list
- 7/11 LHP **Ángel Zerpa** recalled by Kansas City (MLB) from NW Arkansas (AA)
RHP **Andrew Hoffmann** acquired in trade from Atlanta and assigned to NW Arkansas (AA)
INF **CJ Alexander** acquired in trade from Atlanta and assigned to NW Arkansas (AA)
- 7/12 LHP **Ángel Zerpa** optioned to NW Arkansas (AA)
RHP **Stephen Woods Jr.** transferred to Omaha (AAA) from NW Arkansas (AA)
OF **John Rave** transferred to Omaha (AAA) from NW Arkansas (AA)
INF **Morgan McCullough** transferred to NW Arkansas (AA) from Quad Cities (A+)
LHP **Zack Phillips** placed on the Development List
INF **Ryan Grotjohn** placed on the Development List
C/INF **Gavin Stupienski** activated from the Development List
- 7/14 INF **Maikel Garcia** recalled by Kansas City (MLB) from NW Arkansas (AA) as substitute player
C **Sebastian Rivero** recalled by Kansas City (MLB) from NW Arkansas (AA) as substitute player
LHP **Ángel Zerpa** recalled by Kansas City (MLB) from NW Arkansas (AA) as substitute player
LHP **Asa Lacy** returned from rehab assignment and activated off the 7-day injured list
LHP **Emilio Márquez** transferred to NW Arkansas (AA) from Quad Cities (A+)
- 7/15 LHP **Ángel Zerpa** returned to NW Arkansas (AA)
- 7/18 LHP **Ángel Zerpa** optioned and transferred to Omaha (AAA) from NW Arkansas (AA)
LHP **Eric Skoglund** transferred to Omaha (AAA) from NW Arkansas (AA)
OF **John Rave** transferred to NW Arkansas (AA) from Omaha (AAA)
RHP **Stephen Woods Jr.** transferred to NW Arkansas (AA) from Omaha (AAA)
INF **Maikel Garcia** optioned to NW Arkansas (AA) from Kansas City (MLB)
C **Sebastian Rivero** optioned to NW Arkansas (AA) from Kansas City (MLB)
C/INF **Gavin Stupienski** placed on the Development List
LHP **Emilio Márquez** transferred to Quad Cities (A+) from NW Arkansas (AA)
INF **Morgan McCullough** transferred to Quad Cities (A+) from NW Arkansas (AA)
- 7/22 RHP **Yefri Del Rosario** activated from the Development List
- 7/26 RHP **Ándres Sotillet** transferred to Omaha (AAA) from NW Arkansas (AA)
RHP **Jon Bowlan** transferred to NW Arkansas (AA) from Quad Cities (A+)
LHP **Zack Phillips** activated off Development list and transferred to Quad Cities (A+) from NW Arkansas (AA)
- 7/28 INF **Maikel Garcia** recalled by Kansas City (MLB) from NW Arkansas (AA)
- 7/29 LHP **T.J. Sikkema** transferred to NW Arkansas (AA) from Quad Cities (A+)
- 8/1 INF **Ryan Grotjohn** released
INF **Morgan McCullough** transferred to NW Arkansas (AA) from Quad Cities (A+)
RHP **Noah Murdock** placed on the development list
- 8/3 C **Sebastian Rivero** recalled by Kansas City (MLB) from Northwest Arkansas (AA)
- 8/9 C **Logan Porter** transferred to Omaha (AAA) from NW Arkansas (AA)
INF/OF **Nick Loftin** transferred to Omaha (AAA) from NW Arkansas (AA)
INF **Angelo Castellano** transferred to NW Arkansas (AA) from Omaha (AAA)
C **Luca Tresh** transferred to NW Arkansas (AA) from Quad Cities (A+)
OF **Diego Hernández** transferred to NW Arkansas (AA) from Quad Cities (A+)



#36 CHRIS WIDGER • MANAGER

- Chris Widger will manage the Naturals after guiding the River Bandits to a High-A Central championship in their first season as a Kansas City affiliate in 2021. In doing so, he was named the Minor League Manager of the Year by *Baseball America* following the 2021 season.
- 2022 marks Widger's seventh year in the Royals' organization, as he was slated to manage Advanced-A Wilmington in 2020 and led Burlington to the Appalachian League Championship Series in his first season as Manager in 2019. Prior to that, he was Wilmington's Bench Coach from 2016-18.
- Before joining the Royals organization, he managed the Independent League Camden Riversharks in 2015 and was their Pitching Coach from 2012-14.
- A third-round pick by Seattle in the 1992 Draft, Widger played in parts of 10 seasons in the Majors with the Mariners (1995-96, 2000), Expos (1997-2000), Yankees (2002), Cardinals (2003), White Sox (2005-06) and Orioles (2006), winning a World Series with Chicago in 2005.
- Widger and his wife, Whitney, reside in Pennsville, N.J., with their children: C.J., Ashlynn and Skylar.



#43 DERRICK LEWIS • PITCHING COACH

- Derrick Lewis is in his third season with the Royals' organization and second as pitching coach at Northwest Arkansas.
- He spent the previous 16 seasons in the Atlanta Braves' organization, the first 14 as a Minor League pitching coach and the last two as the Pitching Coordinator.
- Pitching coach timeline: 2004-07: GCL Braves (Gulf Coast League, RK)... 2008-10: Danville Braves (Appalachian League, RK)... 2011-13: Rome Braves (South Atlantic League, A)... 2014: Lynchburg Hillcats (Carolina League, A+)... 2015-2016: Carolina Mudcats (Carolina League, A+)... 2017: Mississippi Braves (Southern League, AA)
- He played seven seasons in the Braves' organization from 1997-2003, after being selected in the 20th round of the 1997 draft.
- Lewis and his wife, Roslyn, reside in Charlotte, North Carolina, with their daughter, Skye and Son, Lake.



#6 ABRAHAM NÚÑEZ • HITTING COACH

- Abraham Núñez enters his fourth season as Northwest Arkansas' hitting coach after serving in the same capacity with High-A Wilmington (2015-2018), Class-A Lexington (2014), Rookie Advanced Burlington (2013) and the Dominican Royals (2012).
- Núñez played for parts of 12 seasons in the Majors with the Pirates (1997-2004), Cardinals (2005), Phillies (2006-2007) and Mets (2008). A switch-hitter, he owns a career average of .242 as a utility infielder in the big leagues, primarily playing third base, but could play all four infield positions.
- His best season came in 2005 when he batted .285 in 139 games for the National League Champion St. Louis Cardinals.
- Lifetime .346 (9-for-28) hitter in the postseason, including the 2005 National League Championship Series with St. Louis when he hit .385, though did not play in the World Series.
- Born in Santo Domingo, Dominican Republic, he now resides in Hudson, Massachusetts.



#24 CHRISTIAN COLÓN • ASSISTANT HITTING COACH

- Christian Colón returns to the organization as the Naturals Assistant Hitting Coach in 2022, following a 12-year professional career.
- He was the Royals first-round pick in the 2010 MLB Draft, scored the winning run in the 2014 AL Wild Card game and had the game-winning hit in the title-clinching Game 5 of the 2015 World Series.
- After being drafted in 2010, Colón ascended to Northwest Arkansas by 2011 and between 2011, 2012 and 2014, played 202 games for the Naturals ... in 2011, Colón led the Texas League in sacrifices (21), while leading the team in at-bats (491) and hits (126). His 21 sacrifices that season are the most a Naturals player has ever recorded in a single season, while 28 overall are tied for the club record.
- During his playing career, he made stops in Miami (2017) and Cincinnati (2019-20) ... spent 2021 with the Rich Baseball-owned Buffalo Bisons (Triple-A, Toronto) before announcing his retirement.
- He also played in parts of four seasons in the Puerto Rican Winter League.
- Christian lives in Cave Springs, Ark. (15 minutes North of Arvest Ballpark) with his wife, Kayla, and three daughters, Marley, Mia and Lucy.



#23 MIKE JIRSCHOLE • BENCH COACH

- Mike Jirschele enters his first season as the Bench Coach for Northwest Arkansas after spending last season in the same role for Manager Chris Widger in Quad Cities.
- He served as a Special Assistant to the General Manager in 2020 and was on the Royals coaching staff as the Third Base Coach from 2014-19 and won the World Series in 2015.
- Jirschele previously managed the Triple-A Omaha franchise for 11 seasons (2003-13), leading the team to four division titles, three-straight trips to the Pacific Coast League championship round (2011-13), two PCL titles (2011, 2013) and a Triple-A Championship in 2013.
- He earned the 2011 Mike Coolbaugh Award for outstanding baseball work ethic, knowledge of the game and skill in mentoring young players on the field.
- Prior to his 11-year stint with Omaha, he served as the Royals Minor League Infield Coordinator for four years (1998-2002), while he held managerial positions with Omaha (1995-97), Wilmington (1994), Rockford (1993) and the Gulf Coast Royals (1992).
- Jirschele was originally selected by the Texas Rangers in the fifth round of the 1977 MLB Draft and played in 999 minor league games over 13-plus seasons in the Rangers and Royals systems.



DANNY ACCOLA • CERTIFIED ATHLETIC TRAINER

- Danny Accola is entering his seventh season with the Royals organization and first as the certified athletic trainer with the Naturals, after serving in the same role with the Quad Cities in 2021.
- He was slated to serve in that role with Wilmington in 2020 and previously filled those roles with Lexington in 2019, Burlington from 2017-18 and with Surprise in 2016.
- Accola graduated from the University of Central Missouri in 2014 and previously held an athletic training internship with the Denver Broncos in 2013.



C.J. MIKKELSEN • STRENGTH & CONDITIONING COACH

- C.J. Mikkelsen will serve as the Northwest Arkansas Strength & Conditioning Coach for the second consecutive season, after being slated to fill that same role at Idaho Falls in 2020.
- He graduated in December 2019 with a master's degree in sports physiology from Texas A&M University, where he also worked as a Sports Performance Graduate Intern.
- Mikkelsen earned his bachelor's degree in exercise and wellness from Arizona State University in 2016. He resides in Desert Hills, Arizona.



DREW EPPERSON
VIDEO COORDINATOR



MITCH MEYER
VIDEO COORDINATOR

Jonathan Bowlan - Pitching - Stat Splits - 2022 - Regular Season (Double-A/Naturals Only)

Split	Team	W	L	ERA	G	GS	CG	SHO	SV	IP	H	R	ER	HR	HB	BB	IBB	SO	WHIP	AVG	AB	WP	BK	GIDP	TBF	NP-S
Home Games	NWA	0	0	9.82	1	1	0	0	0	3.2	6	6	4	2	0	1	0	6	1.91	.333	18	0	0	0	19	77 - 50
Away Games	NWA	0	1	9.82	1	1	0	0	0	3.2	6	4	4	2	0	2	0	3	2.18	.353	17	0	0	0	19	67 - 45
Night Games	NWA	0	1	9.82	2	2	0	0	0	7.1	12	10	8	4	0	3	0	9	2.05	.343	35	0	0	0	38	144 - 95
On Grass	NWA	0	1	9.82	2	2	0	0	0	7.1	12	10	8	4	0	3	0	9	2.05	.343	35	0	0	0	38	144 - 95
July	NWA	0	1	9.82	1	1	0	0	0	3.2	6	4	4	2	0	2	0	3	2.18	.353	17	0	0	0	19	67 - 45
August	NWA	0	0	9.82	1	1	0	0	0	3.2	6	6	4	2	0	1	0	6	1.91	.333	18	0	0	0	19	77 - 50
On Thursdays	NWA	0	1	9.82	2	2	0	0	0	7.1	12	10	8	4	0	3	0	9	2.05	.343	35	0	0	0	38	144 - 95
In games following a win	NWA	0	1	9.82	2	2	0	0	0	7.1	12	10	8	4	0	3	0	9	2.05	.343	35	0	0	0	38	144 - 95
Starter	NWA	0	1	9.82	2	2	0	0	0	7.1	12	10	8	4	0	3	0	9	2.05	.343	35	0	0	0	38	144 - 95

Jonathan Bowlan - Opposing Hitting - Stat Splits - 2022 - Regular Season (Double-A/Naturals Only)

Split	Team	AVG	G	AB	R	H	2B	3B	HR	RBI	BB	IBB	SO	SB	CS	OBP	SLG	OPS	HBP	SAC	SF	GIDP
vs Left	NWA	.313	2	16		5	0	0	1	2	1	0	3			.353	.500	.853	0	0	0	0
vs Right	NWA	.368	2	19		7	0	1	3	6	2	0	6			.429	.947	1.376	0	0	0	0
Team is ahead	NWA	.364	1	11		4	0	0	2	4	0	0	2			.364	.909	1.273	0	0	0	0
Team is behind	NWA	.308	2	13		4	0	0	1	2	2	0	4			.400	.538	.938	0	0	0	0
Score is tied	NWA	.364	1	11		4	0	1	1	2	1	0	3			.417	.818	1.235	0	0	0	0
Batting First	NWA	.333	2	6		2	0	1	1	2	0	0	2			.333	1.167	1.500	0	0	0	0
Batting Second	NWA	.750	2	4		3	0	0	1	4	0	0	0			.750	1.500	2.250	0	0	0	0
Batting Third	NWA	.000	2	4		0	0	0	0	0	0	0	1			.000	.000	.000	0	0	0	0
Batting Fourth	NWA	.500	2	2		1	0	0	1	1	2	0	0			.750	2.000	2.750	0	0	0	0
Batting Fifth	NWA	.333	2	3		1	0	0	1	1	1	0	0			.500	1.333	1.833	0	0	0	0
Batting Sixth	NWA	.000	2	4		0	0	0	0	0	0	0	4			.000	.000	.000	0	0	0	0
Batting Seventh	NWA	.000	2	4		0	0	0	0	0	0	0	1			.000	.000	.000	0	0	0	0
Batting Eighth	NWA	.750	2	4		3	0	0	0	0	0	0	0			.750	.750	1.500	0	0	0	0
Batting Ninth	NWA	.500	2	4		2	0	0	0	0	0	0	1			.500	.500	1.000	0	0	0	0
Leading Off	NWA	.250	2	8		2	0	0	1	1	0	0	2			.250	.625	.875	0	0	0	0
First Inning	NWA	.125	2	8	2	1	0	0	0	0	1	0	2	0	0	.222	.125	.347	0	0	0	0
Second Inning	NWA	.400	2	10	3	4	0	1	1	3	0	0	4	1	0	.400	.900	1.300	0	0	0	0
Third Inning	NWA	.400	2	10	4	4	0	0	2	4	2	0	3	0	0	.500	1.000	1.500	0	0	0	0
Fourth Inning	NWA	.429	2	7	1	3	0	0	1	1	0	0	0	0	0	.429	.857	1.286	0	0	0	0
Bases Empty	NWA	.318	2	22		7	0	0	3	3	1	0	4			.348	.727	1.075	0	0	0	0
Runner at 1st	NWA	.500	2	6		3	0	1	0	1	2	0	2			.625	.833	1.458	0	0	0	0
Runner at 2nd	NWA	.000	1	1		0	0	0	0	0	0	0	1			.000	.000	.000	0	0	0	0
Runner at 3rd	NWA	1.000	1	1		1	0	0	0	1	0	0	0			1.000	1.000	2.000	0	0	0	0
Runners at 1st & 2nd	NWA	.200	2	5		1	0	0	1	3	0	0	2			.200	.800	1.000	0	0	0	0
Runners On	NWA	.385	2	13		5	0	1	1	5	2	0	5			.467	.769	1.236	0	0	0	0
Scoring Position	NWA	.286	2	7		2	0	0	1	4	0	0	3			.286	.714	1.000	0	0	0	0
No Outs	NWA	.273	2	11		3	0	0	1	1	0	0	3			.273	.545	.818	0	0	0	0
One Out	NWA	.429	2	14		6	0	0	2	4	0	0	3			.429	.857	1.286	0	0	0	0
Two Outs	NWA	.300	2	10		3	0	1	1	3	3	0	3			.462	.800	1.262	0	0	0	0
Ahead in Count	NWA	.364	2	11		4	0	0	1	3	0	0	4			.364	.636	1.000	0	0	0	0
Behind in Count	NWA	.333	2	3		1	0	0	0	1	3	0	0			.667	.333	1.000	0	0	0	0
0-0 Count	NWA	.200	2	5		1	0	0	0	0	0	0	0			.200	.200	.400	0	0	0	0
0-1 Count	NWA	.333	1	3		1	0	0	0	0	0	0	0			.333	.333	.666	0	0	0	0
0-2 Count	NWA	.500	2	4		2	0	0	1	3	0	0	2			.500	1.250	1.750	0	0	0	0
1-0 Count	NWA	.000	1	1		0	0	0	0	0	0	0	0			.000	.000	.000	0	0	0	0
1-1 Count	NWA	.500	2	6		3	0	0	2	2	0	0	0			.500	1.500	2.000	0	0	0	0
1-2 Count	NWA	.250	2	4		1	0	0	0	0	0	0	2			.250	.250	.500	0	0	0	0
2-0 Count	NWA	.000	0	0		0	0	0	0	0	0	0	0			.000	.000	.000	0	0	0	0
2-1 Count	NWA	.000	0	0		0	0	0	0	0	0	0	0			.000	.000	.000	0	0	0	0
2-2 Count	NWA	.300	2	10		3	0	1	1	2	0	0	5			.300	.800	1.100	0	0	0	0
3-0 Count	NWA	.000	1	0		0	0	0	0	0	1	0	0			1.000	.000	1.000	0	0	0	0
3-1 Count	NWA	.000	2	1		0	0	0	0	0	1	0	0			.500	.000	.500	0	0	0	0
3-2 Count	NWA	1.000	2	1		1	0	0	0	1	1	0	0			1.000	1.000	2.000	0	0	0	0
Pitcher	NWA	.343	2	35		12	0	1	4	8	3	0	9			.395	.743	1.138	0	0	0	0



PLAYER

QUICK NOTES

CAREER HIGHS

18 ALEC MARSH
 RHP • R/R • 6'3" • 220 lbs • 5/14/1998 (24)
 2020 MLB Draft - Round 1, 4th Overall (Arizona State)
 Born: Waukesha, Wis. • Resides: Milwaukee, Wis.

21 ASA LACY
 LHP • L/R • 6'4" • 215 lbs • 6/2/1999 (23)
 2020 MLB Draft - Round 1, 4th Overall (Texas A&M)
 Born: Bryan, Texas • Resides: Kerrville, Texas

22 STEPHEN WOODS JR.
 RHP • R/R • 6'1" • 200 lbs • 6/10/1995 (27)
 Traded from Tampa Bay - 7/21/2020
 Born: New Hyde Park, N.Y. • Resides: Huntington Station, N.Y.

27 WALTER PENNINGTON
 LHP • L/L • 6'2" • 205 lbs • 4/14/1998 (24)
 Signed 8/19/2020 as an Undrafted League Free Agent
 Born: Englewood, Colorado • Resides: Broomfield, Colorado

28 T.J. SIKKEMA
 LHP • L/L • 6'0" • 221 lbs • 7/25/1998 (24)
 Traded from New York (AL) - 7/25/2022
 Born: Clinton, Iowa. • Resides: DeWitt, Iowa

32 ANTHONY VENEZIANO
 LHP • L/L • 6'6" • 200 lbs • 9/1/1997 (24)
 2019 MLB Draft - Round 10 (Coastal Carolina)
 Born/Resides: Hackettstown, New Jersey

33 WILL KLEIN
 RHP • R/R • 6'5" • 230 lbs • 11/28/1999 (22)
 2020 MLB Draft - Round 5 (Eastern Illinois)
 Born: Maryville, Tennessee • Resides: Bloomington, Indiana

34 ANDREW HOFFMANN
 RHP • R/R • 6'5" • 205 lbs • 2/2/2000 (22)
 Traded from Atlanta - 7/11/2022
 Born: Joliet, Illinois • Resides: Plainfield, Illinois

35 NATE WEBB
 RHP • R/R • 6'2" • 215 • 10/6/1995 (26)
 2016 MLB Draft - Round 34 (Lee's Summit North HS)
 Born: Kansas City, MO • Resides: Lee's Summit, MO

38 DANTE BIASI
 LHP • L/L • 6'0" • 200 lbs • 12/22/1996 (25)
 2019 MLB Draft - Round 6 (Penn State)
 Born: Wilkes Barre, Penn. • Resides: Hazleton, Penn.

40 JON BOWLAN
 RHP • R/R • 6'6" • 240 • 12/1/1996 (25)
 2018 MLB Draft - Round 2 (University of Memphis)
 Born/Resides: Arlington, Tennessee

41 ZACH HAAKE
 RHP • R/R • 6'4" • 186 • 10/8/1996 (25)
 2018 MLB Draft - Round 6 (University of Kentucky)
 Born: Belleville, Illinois • Resides: Breese, Illinois

45 YEFEI DEL ROSARIO
 RHP • R/R • 6'2" • 180 lbs • 9/23/1999 (22)
 Signed 12/5/2017 as a Minor League Free Agent
 Born/Resides: Miches, Dominican Republic

51 CHRISTIAN CHAMBERLAIN
 LHP • L/L • 5'10" • 173 lbs • 7/20/1999 (23)
 2020 MLB Draft - Round 4 (Oregon State)
 Born: Grand Junction, Colorado. • Resides: Reno, Nevada

55 JONAH DIPOTO
 RHP • R/R • 6'1" • 225 • 9/3/1996 (25)
 2019 MLB Draft - Round 35 (University of Calif. San Diego)
 Born: Queens, New York • Resides: San Diego, California

- Ranked by MLB Pipeline as the No. 9 Royals prospect ... Ranked by *Baseball America* as the No. 13 Royals prospect
- 2022: Struck out 8 or more in five straight starts, including 10 strikeouts in back-to-back starts May 19 @ ARK and May 24 @ MID ... 3rd in Texas League with 116 strikeouts ... Royals representative at the 2022 All-Star Futures Game, only member of either team that did not appear in the game.
- 2021: Broke camp with NW Arkansas (AA) and made six starts for the Naturals, before missing the rest of the year with an injury ... went 1-3 with a 4.97 ERA (14 ER in 25.1 IP) with 42 strikeouts (14.92 K/9) ... over his first 8 1/2 Double-A innings: 8 1 hitless and scoreless innings, named first ever Double-A Central Pitcher of the Week.

4SFB, SL, CV, CH | CONSECUTIVE BATTERS RETIRED: 4 (8/6/2022) | SCORELESS STREAK: 3.1 IP (8/6/2022)

- Ranked by MLB Pipeline as the No. 2 Royals prospect ... Ranked by *Baseball America* as the No. 10 Royals prospect, the No. 9 LHP prospect ... listed as having the "Best Slider" among KC's prospects in the 2021 AND 2022 Best Tools survey from Baseball America.
- 2022: Made 2 starts for NWA in April (4/12 & 4/17 vs. WCH) and struck out 13 in 9.2 IP, before being placed on the injured list 5/10 ... made four rehab starts with the ACL Royals between 6/14 and 6/30 with 10 K in 8.0 IP, activated from the IL on 7/14 ... in 8.0 IP since coming off IL - 2 H, 15 R, 17 BB, 4 HB, 7 K.
- 2021: Spent his first professional season with Quad Cities (A+) and made 14 starts with the River Bandits, going 2-5 with a 5.19 ERA (30 ER in 52.0 IP) and 79 strikeouts, before being placed on the Injured List on 7/27 and missed the rest of the season.

4SFB, CT/SL, CV, CH | CONSECUTIVE BATTERS RETIRED: 0 | SCORELESS STREAK: 0.0 IP

- 2022: 13 of 29 outings this year have been scoreless, including 11 of his last 16 games ... promoted to Omaha (AAA) on 7/12, returned to NWA 7/19 ... pitched in one Triple-A game, 7/17 @ Rochester and struck out two in a scoreless inning.
- 2021: Spent the entire season with NW Arkansas (AA), beginning the season as a starting pitcher and finishing the year as a reliever ... in 22 games (7 starts, 15 relief appearances), went 5-7 with a 7.42 ERA (39 ER in 47.1 IP), while walking 45 and striking out 48.
- 2018-19: Missed 2018 due to injury, went 9-3 in 2019 ... selected by Kansas City with the fourth overall pick in the Rule 5 Draft (11/2/2019).
- 2016-17: Played two seasons in the Giants organization, reaching Class-A, traded to Tampa Bay December 20 in the 38 Evan Longoria deal.

4SFB, SL, CB, CH | CONSECUTIVE BATTERS RETIRED: 4 (8/9/2022) | SCORELESS STREAK: 2.1 IP (8/4/22 to 8/9/22)

- 2022: Assigned to NWA on 4/21 ... Pitched 5.2 scoreless innings with nine strikeouts for Quad Cities (A+) across three relief outings ... earned decisions in five of first six outings with Naturals, three wins, one loss and one save ... 9 of 26 NWA outings have been scoreless ... made first pro start 6/22 vs. SPR.
- 2021: Pitched 22 games for Columbia (A), went 3-3 with a team-leading four saves and a 3.18 ERA (14 ER in 39.2 IP) and 37 strikeouts ... placed on the 7-day injured list on 8/14 ... assigned to the ACL Royals Blue (R) on 9/7 for rehab and finished his season with two games there.
- MISC: Graduated from the Colorado School of Mines with a mechanical engineering degree, threw 224.2 innings, but also hit .288 with a 1.142 OPS as an outfielder.

4SFB, SL, CH | CONSECUTIVE BATTERS RETIRED: 5 (8/9/2022) | SCORELESS STREAK: 2.1 IP (8/9/2022)

- Ranked by MLB Pipeline as the No. 21 Royals prospect ... Ranked by *Baseball America* as the No. 25 Royals prospect
- 2022: Began the season with the Hudson Valley Renegades (A+) in the South Atlantic League, traded with 2 other pitchers to Kansas City from the New York Yankees on 7/27, assigned to NW Arkansas 7/29 ... made 11 appearances (10 starts) in High-A and went 1-1 with a 2.48 ERA (10 ER in 36.1 IP), while striking out 54 and walking just 9 (6.00 K/BB) ... after beginning the season on the IL, made his debut on 5/8, his first appearance in 1,022 days.
- 2019-2021: Drafted by the Yankees with the 38th overall pick in the 1st round of the 2019 MLB Draft (Competitive Balance Round A) and made his pro debut in 2019 with Staten Island (A-), allowing 1 ER over 10.2 IP (0.84 ERA) with 1 BB and 13 K in four starts ... missed all of 2021 with a lat injury.

4SFB, 2SFB, SL, CH | CONSECUTIVE BATTERS RETIRED: 0 | SCORELESS STREAK: 0.0 IP

- Ranked by MLB Pipeline as the No. 16 Royals prospect
- 2022: 19 of 20 outings have been starts ... pitched 5.0 scoreless on 5/8 @ SPR ... did not issue walk for first time on 5/14 vs. WCH, in 4.2 IP of relief ... pitched past 6.0 innings for first time in his career 6/9 @ TUL, with 7-inning CG shutout ... leads team with six quality starts.
- 2021: Named Quad Cities (A+) Pitcher of the Year ... across 22 starts, went 6-4 with a 3.75 ERA (39 ER in 93.2 IP), while striking out an organization-best 127 and walking just 37 ... named the High-A Central Pitcher of the Year and All-Star left-handed starting pitcher.

4SFB, SL, CH | CONSECUTIVE BATTERS RETIRED: 1 (8/5/2022) | SCORELESS STREAK: 0.1 IP (8/5/2022)

- Ranked by MLB Pipeline as the No. 18 Royals prospect
- 2022: Started the season on Injured List with shin splints, assigned to NWA on 5/14 ... began the season with three short starts, moved to bullpen 6/2 ... first scoreless outing on 6/7 @ TUL, struck out side in 7th inning, added 4th strikeout in 8th inning ... 6 of 19 relief appearances have been scoreless.
- 2021: Named an MLB.com Organization All-Star and MLB Pipeline's Royals Pitching Prospect of the Year ... pitched 636 games out of the bullpen for Quad Cities, went 7-1 with four saves and a 3.58 ERA, with 121 strikeouts in 70.1 IP ... among minor league pitchers who threw 70.0 innings, ranked 1st with 15.48 K/9 and 40.9% strikeout %.

4SFB, CB, CH | CONSECUTIVE BATTERS RETIRED: 2 (8/9/2022) | SCORELESS STREAK: 1.0 IP (8/9/2022)

- Ranked by MLB Pipeline as the No. 27 Royals prospect ... Ranked by *Baseball America* as the No. 15 Royals prospect
- 2022: Began the season with the Rome Braves (A+) in the South Atlantic League ... made 15 starts in High-A and went 7-2 with a 2.36 ERA (21 ER in 80.0 IP), while striking out 90 and walking just 21 (4.29 K/BB) ... 13 of his 15 starts with Rome were at least 5.0 IP, including seven starts of 6.0 innings or more ... traded with 2 others players to Kansas City from Atlanta on 7/11, assigned to NW Arkansas.
- 2021: Drafted by Atlanta in the 12th round of the 2021 MLB Draft out of the University of Illinois ... made seven starts for Augusta (A) and went 2-2 with a 2.73 ERA (9 ER in 29.2 IP), while striking out 37 and walking eight (4.63 K/BB).

4SFB, 2SFB, SL, CH | CONSECUTIVE BATTERS RETIRED: 6 (8/7/2022) | SCORELESS STREAK: 3.1 IP (8/7/2022)

- 2022: Opened the season on NWA roster, did not appear in a game ... placed on IL 4/12, activated 6/30 ... 4 rehab games with ACL Royals: 7 K in 4.2 IP.
- 2021: Between Columbia (A) and Quad Cities (A+), went 4-3 across 35 games with a 3.94 ERA (26 ER in 59.1 IP) and 89 strikeouts ... his five saves were tied for sixth in the system, while 37.7% K% ranked 3rd (min. 50 IP) ... added to Kansas City's 40-man roster on Nov. 19, 2021.
- MISC: Was on the Kansas City Royals grounds crew as a high schooler in 2014 and 2015, and was given a World Series ring.

4SFB, SL, CH | CONSECUTIVE BATTERS RETIRED: 3 (8/7/2022) | SCORELESS STREAK: 1.0 IP (8/7/2022)

- 2022: First two games came in relief, piggybacking Asa Lacy ... made spot start on 4/23 @ FRI, threw 4.0 scoreless vs. Jack Leiter, then made two more starts before transitioning back to bullpen ... returned to rotation 6/2 vs. CC, threw 5.0 scoreless innings with just one hit ... has made six scoreless appearances this year, including four starts ... seven of 13 starts have been 5.0 innings ... struck out career-high 9 in 4.2 innings 6/28 @ AMA.
- 2021: Spent the entire season with Quad Cities (A+), going 5-2 with two saves across 24 games (six starts) with a 3.77 ERA (30 ER in 71.2 IP) and 84 strikeouts ... first 16 appearances of the year all came in relief, six of his last eight were starts, including four straight to end the year.
- COLLEGE: Across 28 games (27 starts) at Penn State, went 6-12 with a 3.76 ERA (57 ER in 136.1 IP) while striking out 153 and walking just 69.

4SFB, SL, CH, 2SFB | CONSECUTIVE BATTERS RETIRED: 3 (8/7/2022) | SCORELESS STREAK: 2.1 IP (8/2/22 to 8/7/22)

- Ranked by MLB Pipeline as the No. 5 Royals prospect ... Ranked by *Baseball America* as the No. 8 Royals prospect
- 2022: Assigned to NW Arkansas 7/26 after seven starts with the ACL Royals (R) and one with Quad Cities (A+) ... across eight rehab games, went 0-1 with a 4.24 ERA (11 ER in 23.1 IP) and 32 strikeouts with five walks.
- 2021: Broke camp with NW Arkansas (AA) and started four games for the Naturals, going 2-0 with a 1.59 ERA (3 ER in 17.0 IP) ... exited his start 5/23 in SPR after striking out two and throwing 10 pitches ... missed the rest of the season after undergoing Tommy John surgery the first week of June ... added to KC's 40-man roster on 11/9/21.
- 2019: Threw the second no-hitter in Wilmington (A+) history on 7/15, with nine strikeouts and no walks on 98 pitches (63 strikes).

4SFB, SL, CH, CB | CONSECUTIVE BATTERS RETIRED: 0 | SCORELESS STREAK: 0.0 IP

- 2022: Began the season with NW Arkansas and pitched in three games, before being placed on the Injured List 4/23 ... began rehab assignment with the ACL Royals (R) on 6/9 and Quad Cities (A+) on 6/16, total of 6 rehab games (5 starts), 16.1 IP and 19 K ... activated from Injured List 7/6.
- 2021: Assigned to Quad Cities (A+) to begin the season and pitched for the River Bandits for the first two months, before missing six weeks with an oblique injury ... in 15 games (14 starts), went 4-1 with a 3.35 ERA (20 ER in 53.2 IP), striking out 58 ... assigned to the Surprise Saguaros of the Arizona Fall League and pitched in six games (five starts) and went 1-1 with a 6.61 ERA (12 ER in 16.1 IP) while striking out 14.

4SFB, SL, CH | CONSECUTIVE BATTERS RETIRED: 0 | SCORELESS STREAK: 0.0 IP

- Ranked by *Baseball America* as the No. 21 Royals prospect
- 2022: Did not allow a run across first four games and 11.1 IP of season ... 17 of 30 appearances have been scoreless ... on the development list from July 9 to July 22 ... tied first on team with four saves.
- 2021: Spent the entire season with Northwest Arkansas, pitching in 26 games (11 starts) and going 2-4 with a 5.99 ERA (47 ER in 70.2 IP) ... ranked third on the Naturals pitching staff in strikeouts (78) and innings pitched (70.2), and fifth in both games pitched and games started.
- 2019: Did not pitch due to injury ... had a nerve issue in his right bicep, only treatment was rest.

4SFB, 2SFB, SL, CH | CONSECUTIVE BATTERS RETIRED: 1 (8/5/2022) | SCORELESS STREAK: 1.2 IP (8/5/2022)

- 2022: Assigned to NWA 5/31 after pitching 13 games (4 starts) for Quad Cities, went 0-1 with a 4.29 ERA (10 ER in 21.0 IP) with 39 strikeouts ... among Royals minor league pitchers with at least 30.0 innings pitched, his 14.63 K/9 rank 1st, 32.2% K% ranks 2nd ... struck out the side in the 6th inning 7/26 @ WCH.
- 2021: Assigned to Quad Cities (A+) on May 23 and pitched two games in relief for the River Bandits, going 1-0 with a 4.91 ERA (2 ER in 3.2 IP) with one walk and six strikeouts, before being placed on the Injured List on June 14, and missed rest of the season with a nagging shoulder injury ... first 3.2 innings were scoreless before allowing two runs.

4SFB, CB, CH | CONSECUTIVE BATTERS RETIRED: 2 (8/6/2022) | SCORELESS STREAK: 2.1 IP (8/2/22 to 8/6/22)

- 2022: Pitched a scoreless Cactus League inning with a strikeout on 3/29 against his dad's Seattle Mariners ... his .183 opponents' batting average is lowest along Royals minor league pitchers with at least 40.0 IP, while his 12.22 K/9 and 29.8% K% rank fourth ... 20 of 31 appearances have been scoreless.
- 2021: Pitched 22 games for Quad Cities, went 1-0 with eight saves and a 3.19 ERA (11 ER in 31.0 IP) and 39 strikeouts ... eight saves ranked tied second in the Royals system ... 15 of his 22 outings were scoreless, only allowing more than one run three times.
- MISC: Full name is Jonah Seaver Dipoto, after Tom Seaver ... father Jerry Dipoto is currently the President of Baseball Operations for the Seattle Mariners, formerly their GM.

SI, 4SFB, SL, CH | CONSECUTIVE BATTERS RETIRED: 4 (8/6/2022) | SCORELESS STREAK: 1.1 IP (8/6/2022)

IP	6.1	5/31/22 vs. Corpus Christi
K	11	5/14/21 vs. Tulsa
BB	6	7/10/22 vs. Tulsa
H	10	6/11/22 @ Tulsa
R	8	6/11/22 @ Tulsa

NP	98	(2x) Last: 6/11/22 @ Tulsa
IP	6.0	7/3/21 vs. Cedar Rapids
K	9	(3) Last: 7/3/21 vs. Cedar Rapids
BB	6	5/12/21 vs. Cedar Rapids
H	6	6/22/21 @ Beloit
R	5	(2x) Last: 7/15/22 @ Corpus Christi

NP	84	4/17/22 vs. Wichita
IP	7.0	(2x) Last: 6/18/17 vs. Asheville
K	10	5/21/17 @ Charleston
BB	5	(6x) Last: 6/30/21 @ Springfield
H	10	6/18/21 @ San Antonio
R	7	6/18/21 @ San Antonio

NP	96	6/12/17 vs. Greenville
IP	3.2	7/16/21 @ Myrtle Beach
K	5	(2x) Last: 4/15/22 vs. Cedar Rapids
BB	4	(2x) Last: 6/5/22 vs. Corpus Christi
H	5	(3x) Last: 7/13/22 @ Corpus Christi
R	5	(4x) Last: 6/5/22 vs. Corpus Christi

NP	58	6/22/22 vs. Springfield
IP	5.1	7/16/22 vs. Greenville
K	11	7/10/22 @ Jersey Shore
BB	4	8/9/22 @ Arkansas
H	6	6/12/22 vs. Jersey Shore
R	7	8/9/22 @ Jersey Shore

NP	71	7/16/22 vs. Greenville
IP	7.0	6/9/22 @ Tulsa
K	10	(3x) Last: 7/32/22 vs. Springfield
BB	5	4/9/22 @ Springfield
H	12	7/29/19 vs. Missoula
R	9	7/29/19 vs. Missoula

NP	99	8/5/22 vs. Tulsa
IP	3.0	(5x) Last: 8/12/21 vs. Beloit
K	6	(5x) Last: 8/12/21 vs. Beloit
BB	5	(2x) Last: 6/2/22 vs. Corpus Christi
H	5	5/21/22 @ Arkansas
R	6	7/12/22 @ Corpus Christi

NP	56	7/1/21 vs. Cedar Rapids
IP	7.0	(3x) Last: 6/16/22 @ Asheville
K	11	4/21/22 @ Bowling Green
BB	4	(2x) Last: 7/22/22 vs. Springfield
H	8	(3x) Last: 7/22/22 vs. Springfield
R	5	(2x) Last: 7/22/22 vs. Springfield

NP	97	7/22/22 vs. Springfield
IP	7.0	(2x) Last: 8/2/19 vs. Billings
K	10	(3x) Last: 8/2/19 vs. Billings
BB	5	6/24/18 @ Orem
H	10	8/20/17 @ Bluefield
R	11	8/20/17 @ Bluefield

NP	103	7/8/17 @ Danville
IP	5.0	(7x) Last: 7/27/22 @ Wichita
K	9	6/28/22 @ Amarillo
BB	5	(2x) Last: 7/12/22 @ Corpus Christi
H	6	(2x) Last: 6/15/22 vs. Arkansas
R	5	(2x) Last: 5/30/21 @ Dayton

NP	101	7/17/22 @ Corpus Christi
IP	9.0	7/16/19 vs. Carolina
K	12	7/11/22 vs. ACL Dodgers
BB	4	8/14/18 @ Billings
H	12	7/21/18 @ Missoula
R	7	(2x) Last: 7/21/18 @ Missoula

NP	98	(3x) Last: 8/1/19 vs. Fayetteville
IP	6.0	(3x) Last: 6/18/21 vs. Wisconsin
K	12	4/27/19 vs. Greenville
BB	6	6/23/19 vs. Greenville
H	9	5/26/21 @ Dayton
R	6	8/12/19 vs. Hickory

NP	95	4/27/19 vs. Greenville
IP	7.0	8/30/18 vs. Augusta
K	9	8/30/18 vs. Augusta
BB	5	(2x) Last: 8/7/21 vs. Wichita
H	8	6/22/18 vs. Charleston
R	8	6/22/18 vs. Charleston

NP	95	6/22/18 vs. Asheville
IP	2.2	(2x) Last: 5/14/22 vs. Wisconsin
K	6	5/3/22 @ Cedar Rapids
BB	4	4/8/22 @ South Bend
H	4	(2x) Last: 7/16/22 @ Corpus Christi
R	6	6/17/22 vs. Arkansas

NP	48	4/8/22 @ South Bend
IP	3.0	(4x) Last: 5/16/21 vs. Cedar Rapids
K	6	5/16/21 vs. Cedar Rapids
BB	4	(2x) Last: 4/8/22 @ Springfield
H	4	(2x) Last: 6/15/22 vs. Arkansas
R	3	(4x) Last: 7/30/21 vs. South Bend

NP	46	6/4/22 vs. Corpus Christi
----	----	---------------------------



Table with 4 columns: PLAYER, QUICK NOTES, CAREER HIGHS. Rows include players like JOHN RAVE, TYLER CROPLEY, MORGAN McCULLOUGH, BRHET BEWLEY, DIEGO HERNÁNDEZ, JAKE MEANS, LUCA TRESH, TUCKER BRADLEY, ROBBIE GLENDINNING, ANGELO CASTELLANO, TYLER GENTRY, SEULY MATIAS, and CJ ALEXANDER.

Table with 7 main columns: TWICE (OR MORE), MULTI-HIT GAMES, MULTI-RUN GAMES, MULTI-RBI GAMES, MULTI-BB GAMES, MULTI-K GAMES, MULTI-SB GAMES. Each column has sub-columns for counts 2, 3, 4, 5+, and T.

Table with 2 main sections: HITTING STREAKS and ON-BASE STREAKS. Each section has columns for PLAYER, CURRENT, LONGEST, and DATES/RESULTS with various statistics.

BOLD indicates longest streak in 2022 among active players. Italics indicates longest personal streak is active.

PITCHES/PLATE APPEARANCE & PLATE APPEARANCE DEPTH table with columns: PLAYER, AVG. P/PA, TOTAL PA, TOTAL P, LONGEST PA (#), DATE, INN., PITCHER, RESULT.

PINCH-HITTING LOG table with columns: #, DATE, INNING, PINCH HITTER, HITTING FOR, RESULT.

NATURALS 10-PITCH AT-BAT LOG (13)

Table with columns: DATE, INNING, PITCHES, BATTER (# IN 22), PITCHER, RESULT.

Naturals Pinch Hitters: 4-for-21, 10 K. Most-Used Pinch Hitter: Tucker Bradley (6x). Most Frequently Pinch-Hit For: Jake Means (5x).

AUTOMATIC STRIKES CALLED ON NATURALS HITTERS (5)

Table with columns: DATE, INNING, UMPIRE, HITTER, COUNT AT CALL, BATTER RESULT (COUNT).



HOME RUN BREAKDOWN

PLAYER	2022 TOTAL	HOME ROAD		RHP LHP		OUTS			RUNNERS ON				DIRECTION					LAST				
		HOME	ROAD	0	1	2	SOLO	2-RUN	3-RUN	GRAND SLAM	LF	LCF	CF	RCF	RF	DATE	OPP	KIND	INN	PA SINCE		
Robbie Glendinning	17	8	9	12	5	5	5	7	9	5	2	1	4	9	1	1	2	August 7	vs. Tulsa	Solo	▼ 4	7
Seuly Matias	14	6	8	10	4	6	4	4	8	4	2	-	7	5	1	1	-	August 4	vs. Tulsa	3-Run	▼ 3	12
Nick Loftin	12	2	10	6	6	4	5	3	6	5	-	1	4	7	1	-	-	August 4	vs. Tulsa	2-Run	▼ 1	
John Rave	11	3	8	9	2	3	6	2	3	4	3	1	1	3	1	1	5	August 2	vs. Tulsa	3-Run	▼ 7	21
Tyler Gentry	10	4	6	8	2	3	5	2	4	3	3	-	2	4	-	2	-	August 3	vs. Tulsa	3-Run	▲ 3	22
Logan Porter	10	5	5	8	2	4	4	2	8	2	-	-	6	2	1	1	-	July 29	@ Wichita	Solo	▲ 2	
Michael Massey	9	3	6	7	2	3	5	1	3	3	2	1	1	1	1	4	2	June 10	@ Tulsa	2-Run	▲ 3	
Jake Means	8	4	4	5	3	5	1	2	4	3	1	-	4	3	-	1	-	August 2	vs. Tulsa	2-Run	▼ 3	24
Tucker Bradley	7	2	5	7	-	4	1	2	3	1	1	2	1	1	1	2	2	July 31	@ Wichita	Solo	▲ 8	36
CJ Alexander	5	4	1	3	2	2	2	1	3	1	1	-	-	1	-	1	3	August 6	vs. Tulsa	Solo	▼ 8	10
Maikel Garcia	4	2	2	3	1	1	1	2	3	-	1	-	1	3	-	-	-	July 23	vs. Springfield	Solo	▼ 9	
Sebastian Rivero	4	4	-	4	-	2	-	2	2	2	-	-	3	-	-	1	-	June 25	vs. Springfield	2-Run	▼ 8	
Nate Eaton	4	1	3	4	-	2	2	-	4	-	-	-	2	2	-	-	-	May 25	@ Midland	Solo	▲ 5	
Brhet Bewley	2	1	1	2	-	2	-	-	1	1	-	-	1	1	-	-	-	June 23	vs. Springfield	2-Run	▼ 3	45
Ryan Grotjohn	2	2	-	2	-	-	1	1	-	2	-	-	1	-	-	1	-	June 5	vs. Corpus Christi	2-Run	▼ 8	
Tyler Cropley	1	1	-	-	1	-	-	1	1	-	-	-	1	-	-	-	-	July 4	vs. Tulsa	Solo	▼ 6	32
	120	52	68	90	30	46	42	32	62	36	16	6	39	42	7	16	16					

INNING DISTRIBUTION

1st Inning	2nd Inning	3rd Inning	4th Inning	5th Inning	6th Inning	7th Inning	8th Inning	9th Inning	10th Inning	11th Inning
10	21	22	1121	12	9	11	14	7	1	1

NOTABLE NATURALS HOME RUNS

BACK-TO-BACK HOMERS (3)		2-HOMER GAMES (4)		3-HOMER GAMES (0)		GRAND SLAMS (6)	
PLAYERS	DATE/OPPONENT (INN.)	PLAYER (CAREER NO.)	DATE/OPPONENT	PLAYER (CAREER NO.)	DATE/OPPONENT	PLAYER (CAREER NO.)	DATE/OPPONENT (INN.)
Brhet Bewley & Tucker Bradley	5/5 @ Springfield (6th)	Sebastian Rivero (1st)	4/27 vs. Amarillo			Nick Loftin (2nd)	4/22 @ Frisco (2nd)
Nick Loftin & Tyler Gentry	6/29 @ Amarillo (1st)	Seuly Matias (9th)	6/28 @ Amarillo			Tucker Bradley (1st)	4/23 @ Frisco (5th)
CJ Alexander & Jake Means	7/16 @ Corpus Christi (2nd)	Tyler Gentry (2nd)	6/29 @ Amarillo			Tucker Bradley (2nd)	5/13 vs. Wichita (5th)
		Robbie Glendinning (1st)	7/3 @ Amarillo			Michael Massey (2nd)	5/24 @ Midland (7th)
						John Rave (2nd)	6/28 @ Amarillo (1st)
						Robbie Glendinning (2nd)	7/17 @ Corpus Christi (8th)

LEADOFF HOMERS (1)		INSIDE-THE PARK HOMERS (0)		PINCH-HIT HOMERS (0)		WALK-OFF HOMERS (1)	
PLAYER (CAREER NO.)	DATE/OPPONENT	PLAYER (CAREER NO.)	DATE/OPPONENT (INN.)	PLAYER (CAREER NO.)	DATE/OPPONENT (INN.)	PLAYER (CAREER NO.)	DATE/OPPONENT
Maikel Garcia (2nd)	6/17 vs. Arkansas					Seuly Matias	6/4 vs. Corpus Christi

HOME RUN SITUATION	# OF	DATE OF LAST	BATTER ('22 HR #)	PITCHER	COUNT	RUNNERS ON	OUTS	INNING	SCORE @ HR	FINAL
GO-AHEAD HOME RUN	31	August 7 vs. Tulsa	Robbie Glendinning (17)	John Rooney	0-0	0	0	▼ 4	2-1	W, 8-1
GAME-TYING HOME RUN	10	August 4 vs. Tulsa	Seuly Matias (14)	Alec Gamboa	1-2	2	1	▼ 3	3-3	L, 23-7

NOTABLE OPPOSING HOME RUNS

BACK-TO-BACK HOMERS (2)		2-HOMER GAMES (6)		3-HOMER GAMES (0)		GRAND SLAMS (4)	
PLAYERS	DATE/OPPONENT (INN.)	PLAYER (CAREER NO.)	DATE/OPPONENT	PLAYER (CAREER NO.)	DATE/OPPONENT	PLAYER	DATE/OPPONENT (INN.)
Leandro Cedeño & Jorge Barrosa	5/1 vs. Amarillo (8th)	Dio Arias (1st)	4/21 @ Frisco			Justin Foscue	4/21 @ Frisco (3rd)
Alex Isola & Andrew Bechtold	5/10 vs. Wichita (4th)	Leandro Cedeño (4th)	4/30 vs. Amarillo			Leandro Cedeño	6/30 @ Amarillo (8th)
		Andy Pages (8th)	6/7 @ Tulsa			Wilyer Abreu	7/14 @ Corpus Christi (8th)
		Joe Rizzo (3rd)	6/14 vs. Arkansas			Brandon Lewis	8/5/ vs. Tulsa (8th)
		Cade Marlowe (3rd)	6/17 vs. Arkansas				
		Edouard Julien (2nd)	7/30 @ Wichita				

LEADOFF HOMERS (4)		INSIDE-THE PARK HOMERS (0)		PINCH-HIT HOMERS (0)		WALK-OFF HOMERS (0)	
PLAYER	DATE/OPPONENT	PLAYER	DATE/OPPONENT (INN.)	PLAYER	DATE/OPPONENT (INN.)	PLAYER	DATE/OPPONENT
Jonathan Ornelas	4/24 @ Frisco						
Jorge Barrosa	7/3 @ Amarillo						
Jonny DeLuca	7/6 vs. Tulsa						
Edouard Julien	7/30 @ Wichita						



AFTER-INNING RECORDS

	LEADING	TRAILING	TIED
AFTER 1 INNING	14 - 12	10 - 24	16 - 23
AFTER 2 INNINGS	19 - 12	12 - 32	10 - 13
AFTER 3 INNINGS	26 - 14	8 - 34	7 - 10
AFTER 4 INNINGS	26 - 11	7 - 38	8 - 9
AFTER 5 INNINGS	31 - 8	6 - 45	4 - 5
AFTER 6 INNINGS	33 - 9	4 - 45	4 - 4
AFTER 7 INNINGS	36 - 4	1 - 50	2 - 4
AFTER 8 INNINGS	36 - 0	1 - 53	2 - 5

NATURALS BIG INNINGS

DATE	INNING	RUNS
1. 6/28 @Tulsa	9th Inning	8
6/10 @Tulsa	7th Inning	8
4/12 vs. Wichita	1st Inning	8
4. 8/7 vs. Tulsa	4th Inning	7
6/18 vs. Arkansas	2nd Inning	7
4/27 vs. Amarillo	4th Inning	7
7. 8/3 vs. Tulsa	3rd Inning	6
5/27 @Midland	2nd Inning	6
5/4 @Springfield	9th Inning	6

SCORE BY INNINGS

	1	2	3	4	5	6	7	8	9	10	11+	TOTAL
Naturals	64	66	100	61	73	37	84	49	56	7	4	601
Opponents	84	65	103	43	66	96	87	82	23	6	5	660
Difference	-20	1	-3	18	7	-59	-3	-33	33	1	-1	-59

SCORE BY INNINGS V. ARKANSAS

	1	2	3	4	5	6	7	8	9	10	11+	TOTAL
Naturals	4	12	13	7	11	1	7	5	2	0	0	62
Travelers	16	6	12	6	7	10	8	10	1	1	0	77
vs. Arkansas Difference	-12	6	1	1	4	-9	-1	-5	1	-1	0	-15

MULTI-RUN INNINGS

	2	3	4	5	6	7	8	9	10+	TOTAL
Naturals	67	43	24	5	3	3	3	-	-	148
Opponents	87	25	26	14	6	5	-	-	1	164

RECORD BY RUNS SCORED/ALLOWED

RUNS	0	1	2	3	4	5	6	7	8	9	10	11+
SCORED	0-2	0-8	0-10	2-11	3-11	2-6	3-3	6-3	6-0	7-1	3-1	12-2
ALLOWED	6-0	1-0	4-4	6-2	7-3	9-9	6-4	3-6	1-4	0-5	0-5	0-18

RECORD BY MARGIN OF VICTORY/DEFEAT

1 Run	2 Runs	3 Runs	4 Runs	5 Runs	6 Runs	7 Runs	8 Runs	9 Runs	10+ Runs
5-17	4-5	8-8	6-3	4-5	3-6	3-6	4-2	4-1	2-6

2022 WALK-OFF TRACKER

GAME #	DATE	OPPONENT	FINAL (INN.)	PLAYER	WINNING RUN	PITCHER	HOW	OUTS	COUNT
33	May 18	@ Arkansas	L, 7-5 (10)	Zach DeLoach	Jack Larsen	Walter Pennington	RBI single to right field	2	0-1
41	May 26	@ Midland	L, 2-1 (10)	Shane Selman	Logan Davidson	Zack Phillips	RBI single to right-center field	2	2-2
49	June 4	vs. Corpus Christi	W, 6-5 (10)	Seuly Matias	Seuly Matias	Devin Conn	2-run home run to left field	2	1-1
71	June 30	@ Amarillo	L, 5-4	Andy Yerzy	Tim Tawa	Yefri Del Rosario	Sacrifice fly to right field	2	0-1
75	July 4	vs. Tulsa	W, 7-6 (10)	Seuly Matias	John Rave	Guillermo Zuniga	RBI single to right-center field	0	1-2

Bold Indicates Naturals Walk-off

2022 NATURALS EJECTIONS (4)

DATE	INNING	WHO	WHY	UMPIRE
June 2 vs. Corpus Christi	▼ 7	Robbie Glendinning (1B)	Arguing	Steven Rios Jr. (HP)
June 3 vs. Corpus Christi	▼ 5	Michael Massey (DH)	Arguing	Mike Carroll (HP)
June 24 vs. Springfield	▼ 3	Seuly Matias (RF)	Arguing	Pete Talkington (HP)
July 17 @ Corpus Christi	▲ 3	Jake Means (2B)	Instigating	Ty Krauss (HP)

2022 NATURALS MONTH BY MONTH

HITTING

MONTH	AVG	G	AB	R	H	TB	2B	3B	HR	RBI	BB	IBB	SO	SB	CS	OBP	SLG	OPS	SAC	SF	HBP	GDP	LOB
APRIL	.261	20	690	126	180	291	37	4	22	112	97	1	183	32	5	.357	.422	.779	4	9	11	14	151
MAY	.285	25	892	160	254	406	53	6	29	151	94	3	222	31	7	.353	.455	.808	8	15	9	18	190
JUNE	.232	26	848	139	197	345	43	0	35	128	112	0	246	32	6	.335	.407	.742	4	7	22	16	175
JULY	.267	24	821	134	219	349	52	3	24	119	115	1	238	31	9	.360	.425	.785	5	11	11	17	190
AUGUST	.261	7	241	42	63	103	10	0	10	35	39	0	77	7	3	.378	.427	.805	0	1	7	2	67
SEPTEMBER																							
TOTAL	.262	102	3492	601	914	1495	195	13	120	545	457	5	966	133	30	.353	.428	.781	21	43	60	67	773

PITCHING

MONTH	W	L	ERA	G	GS	CG	SHO	GF	HLD	SV	SVO	IP	H	R	ER	HR	HB	BB	SO	WP	BK	WHIP	AVG
APRIL	9	11	5.98	20	20	0	0	20	3	3	5	179.0	194	127	119	25	11	87	158	17	1	1.57	.276
MAY	13	12	4.43	25	25	0	2	25	4	3	6	219.1	197	120	108	25	12	123	249	9	1	1.46	.239
JUNE	10	16	6.17	26	26	1	3	25	2	2	4	227.2	242	174	156	33	17	136	248	11	6	1.66	.270
JULY	8	16	6.78	24	24	0	1	24	1	3	4	207.0	247	177	156	40	27	138	209	20	2	1.86	.294
AUGUST	3	4	8.42	7	7	0	0	7	0	2	4	62.0	69	62	58	14	2	42	69	9	0	1.79	.279
SEPTEMBER																							
TOTAL	43	59	6.00	102	102	1	6	101	10	13	23	895.0	949	660	597	137	69	526	933	66	10	1.65	.270



HOME/AWAY

Home Games: 18-32
Away Games: 25-27

MONTH

April: 9-11
May: 13-12
June: 10-16
July: 8-16
August: 3-4
September:

OPPONENT

vs. Amarillo: 5-7
vs. Arkansas: 5-8
vs. Corpus Christi: 4-8
vs. Frisco: 4-2
vs. Midland: 4-2
vs. San Antonio:
vs. Springfield: 5-13
vs. Tulsa: 10-8
vs. Wichita: 6-11

DAY OF THE WEEK

on Monday: 1-0
on Tuesday: 5-10
on Wednesday: 8-7
on Thursday: 4-13
on Friday: 8-10
on Saturday: 7-11
on Sunday: 9-8

PITCHING

vs. Left-Handed Starter: 10-5
vs. Right-Handed Starter: 32-44
WITH Left-Handed Starter: 35-31
WITH Right-Handed Starter: 8-28

SCORING

1-Run Games: 5-17
2-Run Games: 4-5
3-4-Run Games: 15-11
5+-Run Games: 19-25
Extra Innings: 3-4
Shutouts: 6-2
Doubleheaders: 2-0 (1 Sweep)
Scoring 0-2 Runs: 0-20
3-5 Runs: 7-28
6-9 Runs: 22-7
10+ Runs: 14-4

Opponent 0-2 Runs: 11-3
3-5 Runs: 22-15
6-9 Runs: 10-18
10+ Runs: 0-23

Scored in 1st Inning: 17-15
Opponent scored in 1st: 13-28
Scores first: 28-20
Opponent scores first: 15-39

HITTING

Naturals 0-5 hits: 3-16
6-9 hits: 11-29
10+ hits: 29-14
Opponent 0-5 hits: 12-2
6-9 hits: 20-19
10+ hits: 11-38

Hit 0 home runs: 8-25
1 home run: 13-22
2 home runs: 14-6
3+ home runs: 8-6

Opponent hit 0 home runs: 16-11
1 home run: 15-19
2 home runs: 9-16
3+ home runs: 3-13

Out-hit opponent: 36-11
Out-hit by opponent: 3-34
Hits are tied: 4-3

Leave 0-5 runners on base: 9-11
6-9 on base: 24-36
10+ on base: 10-12

FIELDING

Made 0 errors: 28-23
1 error: 9-14
2+ errors: 6-31
Opponent made 0 errors: 11-25
1 error: 19-19
2+ errors: 13-15

TEAM HIGHS

LONGEST WIN STREAK: 4 Games, May 21-22, 24-25
LONGEST LOSING STREAK: 6 Games, June 21-26
LONGEST HOME WINNING STREAK: 2 Games (5x), Last: August 2-3
LONGEST HOME LOSING STREAK: 6 Games, June 21-26
LONGEST ROAD WINNING STREAK: 4 Games, Last: May 21-22, 24-25
LONGEST ROAD LOSING STREAK: 4 Games (2x), June 29-July 2
LARGEST MARGIN OF VICTORY: 14 Runs, June 28 @ Amarillo, 20-6 W
LARGEST MARGIN OF DEFEAT: 16 Runs, August 4 vs. Tulsa, 23-7 L
LONGEST GAME, INNINGS: 11 Innings, April 26 vs. Amarillo, 6-5 L
LONGEST GAME, TIME: 3:55, April 8 @ Springfield, 11-8 W
LONGEST 9-INNING GAME, TIME (PRE-PITCH CLOCK): 3:55, April 8 @ Springfield, 11-8 W
LONGEST 9-INNING GAME, TIME (POST-PITCH CLOCK): 3:45, August 4 vs. Tulsa, 23-7 L
SHORTEST 9-INNING GAME, TIME: 1:58, May 29 @ Midland, 3-1 L
SHORTEST GAME, TIME: 1:41, Game 2 - June 9 @ Tulsa, 3-0 W (7 Innings)
LARGEST COMEBACK WIN: 4 Runs (4x), Last: After the 3rd inning, May 28 @ Midland, 9-7 W (10)
LARGEST MARGIN OF LEAD SURRENDERED (LOSS): 7 Runs, After the end of the 2nd inning, August 5 vs. Tulsa, 12-9 L
MOST ERRORS, TEAM: 5, June 16 vs. Arkansas, 18-3 L
MOST ERRORS, PLAYER: 2 (2x), Last: Maikel Garcia, June 16 vs. Arkansas, 18-3 L
LARGEST CROWD, HOME: 5,857, April 30 vs. Amarillo, 7-5 L
LARGEST CROWD, ROAD: 7,977, ONEOK Field (Tulsa), June 10 @ Tulsa, 13-4 W
WARMEST FIRST PITCH: 100°, July 26 @ Wichita, 9-3 L
COLDEST FIRST PITCH: 42°, April 8 @ Springfield, 11-8 W

OFFENSIVE HIGHS

MOST RUNS SCORED, GAME: 20, June 28 @ Amarillo, 20-6 W
MOST RUNS SCORED, INNING: 8 (3x), Last: 9th Inning, June 28 @ Amarillo, 20-6 W
MOST CONSECUTIVE INNINGS SCORED: 7 (2x) *, Last: 1st through 7th Innings, May 25 @ Midland, 11-3 W
FEWEST HITS, GAME: 2 (2x), Last: April 21 @ Frisco, 12-2 L
MOST HITS, GAME: 17 (4x), June 28 @ Amarillo, 20-6 W
MOST DOUBLES, GAME: 7, June 28 @ Amarillo, 20-6 W
MOST TRIPLES, GAME: 1 (13x), Last: July 31 @ Wichita, 5-3 L
MOST HOME RUNS, GAME: 5, June 28 @ Amarillo, 20-6 W
MOST EXTRA-BASE HITS, GAME: 12 *, 7 Doubles + 5 Home Runs, June 28 @ Amarillo, 20-6 W
MOST RBI, GAME: 20 ^, June 28 @ Amarillo, 20-6 W
MOST RUNNERS LOB, GAME: 13, July 27 @ Wichita, 5-0 W
MOST TOTAL BASES, GAME: 39, June 28 @ Amarillo, 20-6 W
MOST WALKS, GAME: 13, August 5 vs. Tulsa, 12-9 L
MOST STRIKEOUTS, GAME: 17, June 7 @ Tulsa, 5-2 L
FEWEST STRIKEOUTS, GAME: 3 (3x), Last: July 24 vs. Springfield, 11-4 L
MOST STOLEN BASES, GAME: 6, July 6 vs. Tulsa, 12-4 W
MOST HIT BY PITCHES: 4, June 19 vs. Arkansas, 4-0 W

INDIVIDUAL OFFENSIVE HIGHS

MOST RUNS, GAME: 4 (5x) ^, Last: Tyler Gentry, July 17 @ Corpus Christi, 16-7 W
MOST HITS, GAME: 4 (3x), Last: Nick Loftin, July 15 @ Corpus Christi, 9-5 W
MOST DOUBLES, GAME: 3, Nick Loftin ^, May 4 @ Springfield, 13-3 W
MOST TRIPLES, GAME: 1 (13), Last: CJ Alexander, July 31 @ Wichita, 5-3 L
MOST HOME RUNS, GAME: 2 (4x), Last: Robbie Glendinning, July 3 @ Amarillo, 10-4 W
MOST RBI, GAME: 6 (2x), Last: CJ Alexander, August 5 vs. Tulsa, 12-9 L
MOST WALKS, GAME: 3 (11x), Last: Nick Loftin, August 5 vs. Tulsa, 12-9 L
MOST STRIKEOUTS, GAME: 4 (4x), Last: Logan Porter, July 7 vs. Tulsa, 3-0 L
MOST STOLEN BASES, GAME: 3, Tucker Bradley, July 9 vs. Tulsa, 6-3 W
MOST HIT BY PITCHES, GAME: 3, Tyler Croypley ^, June 19 vs. Arkansas, 4-0 W

PITCHING HIGHS

MOST RUNS ALLOWED, GAME: 23, August 4 vs. Tulsa, 23-7 L
MOST RUNS ALLOWED, INNING: 10, 6th Inning, July 14 @ Corpus Christi, 16-3 L
FEWEST HITS ALLOWED, GAME: 2, June 2 vs. Corpus Christi, 8-2 W
MOST HITS ALLOWED, GAME: 21, August 4 vs. Tulsa, 23-7 L
FEWEST STRIKEOUTS, GAME: 0 ^, April 10 @ Springfield, 10-5 L
MOST STRIKEOUTS, GAME: 18, June 4 vs. Corpus Christi, 6-5 W (10)
FEWEST WALKS ALLOWED, GAME: 0 (2x), Last: June 11 @ Tulsa, 9-4 L
MOST WALKS ALLOWED, GAME: 16 *, June 5 vs. Corpus Christi, 17-4 L
MOST HOME RUNS ALLOWED, GAME: 5 (2x), Last: August 4 vs. Tulsa, 23-7 L

INDIVIDUAL PITCHING HIGHS

MOST RUNS ALLOWED, GAME: 9, Noah Murdock, July 16 @ Corpus Christi, 13-7 L
MOST EARNED RUNS ALLOWED, GAME: 9, Noah Murdock, July 16 @ Corpus Christi, 13-7 L
FEWEST HITS ALLOWED, GAME (STARTER): 0 (2x), Last: Asa Lacy (0.2 IP), July 15 @ Corpus Christi, 9-5 W
MOST HITS ALLOWED, GAME: 10 (4x), Last: Anthony Veneziano, August 5 vs. Tulsa, 12-9 L
MOST HOME RUNS ALLOWED, GAME: 4, July 2 @ Amarillo, 13-12 L
MOST STRIKEOUTS: 10 (5x), Last: Anthony Veneziano, July 23 vs. Springfield, 7-4 L
MOST CONSECUTIVE STRIKEOUTS: 8, Alec Marsh (2nd to 4th Innings) *, May 19 @ Arkansas, 5-0 L
MOST WALKS ALLOWED, GAME: 6 (3x), Last: Noah Murdock, July 26 @ Wichita, 9-3 L
MOST HIT BATTERS, GAME: 4, Noah Murdock ^, July 26 @ Wichita, 9-3 L
MOST INNINGS PITCHED, STARTER: 7.0 (4x), Last: Angel Zerpa, June 30 @ Amarillo, 5-4 L
MOST PITCHES THROWN, STARTER: 101, Dante Biasi, July 17 @ Corpus Christi, 16-7 W
MOST INNINGS PITCHED, RELIEVER: 4.2, Anthony Veneziano, May 14 vs. Wichita, 7-6 L
MOST PITCHES THROWN, RELIEVER: 74, Dante Biasi, May 21 @ Arkansas, W, 11-4 (8)

^ Indicates All-Time Naturals Record Tied

* Indicates All-Time Naturals Record Set



Table with columns: DATE, OPPONENT, RESULT, SP, C, 1B, 2B, 3B, SS, LF, CF, RF, DH. Rows list game dates, opponents, and player lineups for each game.



LF

Tucker Bradley, 66 (28-38)
John Rave, 18 (9-9)
Tyler Gentry, 9 (2-7)
Ryan Grotjohn, 4 (1-3)
Nate Eaton, 3 (2-1)
Nick Loftin, 2 (2-0)

CF

Nick Loftin, 53 (20-33)
John Rave, 44 (21-23)
Parker Bates, 2 (1-1)
Ryan Grotjohn, 1 (1-0)
Tucker Bradley, 1 (0-1)
Diego Hernández, 1 (0-1)

RF

Seuly Matias, 57 (25-32)
Tyler Gentry, 21 (7-14)
John Rave, 9 (2-7)
Nate Eaton, 7 (3-4)
Tucker Bradley, 5 (3-2)
Ryan Grotjohn, 2 (2-0)
Parker Bates, 1 (0-1)

SS

Maikel Garcia, 77 (31-46)
Morgan McCullough, 8 (2-6)
Nick Loftin, 6 (4-2)
Jake Means, 5 (3-2)
Ryan Grotjohn, 4 (2-2)
Nate Eaton, 1 (1-0)
Angelo Castellano, 1 (0-1)

2B

Michael Massey, 46 (25-21)
Nick Loftin, 19 (7-12)
Brhet Bewley, 17 (5-12)
Robbie Glendinning, 9 (3-6)
Jake Means, 5 (2-3)
Ryan Grotjohn, 5 (0-5)
Morgan McCullough, 1 (1-0)

3B

Jake Means, 48 (18-30)
Nate Eaton, 23 (10-13)
CJ Alexander, 10 (2-8)
Robbie Glendinning, 7 (4-3)
Logan Porter, 6 (3-3)
Brhet Bewley, 4 (4-0)
Nick Loftin, 3 (1-2)
Ryan Grotjohn, 1 (1-0)

SP

Anthony Veneziano, 19 (9-10)
Alec Marsh, 19 (4-15)
Dante Biasi, 13 (9-4)
Ángel Zerpa, 13 (5-8)
Drew Parrish, 10 (5-5)
Noah Murdock, 6 (1-5)
Andrew Hoffmann, 4 (1-3)
Will Klein, 3 (2-1)
Asa Lacy, 3 (2-1)
Marcelo Martinez, 3 (2-1)
Zack Phillips, 3 (2-1)
T.J. Sikkema, 2 (1-1)
Jon Bowlan, 2 (0-2)
Walter Pennington, 1 (0-1)

1B

Robbie Glendinning, 57 (24-33)
Logan Porter, 20 (6-14)
Jake Means, 18 (10-8)
CJ Alexander, 7 (3-4)

DH

Seuly Matias, 21 (9-12)
Logan Porter, 14 (4-10)
Robbie Glendinning, 13 (5-8)
Tucker Bradley, 10 (5-5)
Tyler Gentry, 10 (3-7)
Michael Massey, 8 (2-6)
Nick Loftin, 6 (5-1)
Brhet Bewley, 6 (1-5)
John Rave, 5 (3-2)
Nate Eaton, 2 (2-0)
Jake Means, 2 (2-0)
CJ Alexander, 2 (1-1)
Ryan Grotjohn, 2 (1-1)
Sebastian Rivero, 1 (0-1)

C

Sebastian Rivero, 37 (15-22)
Logan Porter, 35 (19-16)
Tyler Croyley, 19 (4-15)
Gavin Stupienski, 10 (5-5)
Luca Tresh, 1 (0-1)

1	2	3	4	5	6	7	8	9
Maikel Garcia, 76 (30-46) Tucker Bradley, 20 (9-11) Nick Loftin, 6 (4-2)	Nick Loftin, 77 (35-42) Tucker Bradley, 12 (3-9) John Rave, 5 (1-4) Brhet Bewley, 3 (1-2) Nate Eaton, 2 (1-1) Maikel Garcia, 1 (1-0) Tyler Gentry, 1 (1-0) Diego Hernández, 1 (0-1)	Michael Massey, 54 (27-27) Tyler Gentry, 29 (10-19) Logan Porter, 8 (3-5) Nick Loftin, 5 (0-5) John Rave, 4 (1-3) Robbie Glendinning, 2 (2-0)	Robbie Glendinning, 38 (19-19) Seuly Matias, 32 (14-18) Logan Porter, 18 (8-10) Tyler Gentry, 7 (0-7) CJ Alexander, 3 (1-2) John Rave, 2 (1-1) Jake Means, 2 (0-2)	John Rave, 31 (19-12) Nate Eaton, 19 (7-12) Logan Porter, 15 (4-11) Robbie Glendinning, 14 (5-9) Sebastian Rivero, 9 (4-5) CJ Alexander, 5 (2-3) Tyler Gentry, 3 (1-2) Seuly Matias, 2 (1-1) Brhet Bewley, 2 (0-2) Tucker Bradley, 1 (1-0) Nick Loftin, 1 (0-1)	Seuly Matias, 31 (14-17) John Rave, 18 (6-12) Robbie Glendinning, 13 (4-9) Sebastian Rivero, 12 (5-7) Nate Eaton, 9 (6-3) Logan Porter, 8 (5-3) CJ Alexander, 4 (1-3) Jake Means, 3 (2-1) Brhet Bewley, 1 (1-0) Tucker Bradley, 1 (0-1) Ryan Grotjohn, 1 (0-1) Gavin Stupienski, 1 (0-1)	Robbie Glendinning, 16 (6-10) Logan Porter, 15 (6-9) Jake Means, 14 (4-10) Seuly Matias, 11 (4-7) Sebastian Rivero, 8 (3-5) CJ Alexander, 7 (2-5) Ryan Grotjohn, 7 (1-6) Gavin Stupienski, 6 (4-2) Nate Eaton, 5 (4-1) John Rave, 4 (3-1) Tucker Bradley, 4 (2-2) Brhet Bewley, 2 (2-0) Tyler Croyley, 2 (2-0) Luca Tresh, 1 (0-1)	Jake Means, 52 (24-28) Logan Porter, 11 (6-5) Brhet Bewley, 10 (5-5) Tyler Croyley, 10 (1-9) Sebastian Rivero, 7 (3-4) Robbie Glendinning, 3 (1-2) Ryan Grotjohn, 3 (1-2) Gavin Stupienski, 3 (1-2) Seuly Matias, 2 (1-1) Morgan McCullough, 1 (0-1)	Tucker Bradley, 44 (21-23) John Rave, 12 (4-8) Brhet Bewley, 9 (1-8) Ryan Grotjohn, 8 (5-3) Morgan McCullough, 8 (3-5) Jake Means, 7 (5-2) Tyler Croyley, 7 (1-6) Parker Bates, 3 (2-1) Sebastian Rivero, 2 (1-1) Angelo Castellano, 1 (0-1) Nate Eaton, 1 (0-1)



PLAYER	GS	POSITION											BATTING ORDER								
		C	1B	2B	3B	SS	LF	CF	RF	OF	DH	1ST	2ND	3RD	4TH	5TH	6TH	7TH	8TH	9TH	
Nick Loftin	89			19	3	6	2	53				55	6	6	77	5			1		
Robbie Glendinning	86		57	9	7								13			2	38	14	13	16	3
Tucker Bradley	82						66	1	5	72		10	20	12				1	1	4	44
Seuly Matias	78										57	57	21			32	2	31	11	2	
Jake Means	78		18	5	48	5							2			2		3	14	52	7
Maikel Garcia	77					77							76	1							
John Rave	76						18	44	9	71		5	5	4	2	31	18	4			12
Logan Porter	75	35	20		6										8	18	15	8	15	11	
Michael Massey	54			46									8			54					
Tyler Gentry	40						9			21	30	10		1	29	7	3				
Sebastian Rivero	38	37														9	12	8	7	2	
Nate Eaton	36				23	1	3			7	10	2		2		19	9	5		1	
Brhet Bewley	27			17	4							6		3		2	1	2	10	9	
Ryan Grotjohn	19			5	1	4	4	1	2	7		2					1	7	3	8	
Tyler Cropley	19	19																2	10	7	
CJ Alexander	19		7		10								2			3	5	4	7		
Gavin Stupienski	10	10															1	6	3		
Morgan McCullough	9			1		8													1	8	
Parker Bates	3								2	1	3										3
Diego Hernández	1									1	1			1							
Luca Tresh	1	1																1			
Angelo Castellano	1					1															1

OUTFIELD ASSISTS (25)

TUCKER BRADLEY (5)	LF	4
	RF	1
NATE EATON (4)	LF	1
	RF	3
TYLER GENTRY (5)	LF	2
	RF	3
NICK LOFTIN (4)	CF	4
SEULY MATIAS (4)	RF	4
JOHN RAVE (3)	CF	3

OF LINEUP COMBOS

102 games, 101 unique lineup combinations used

MOST USED LINEUP (2x)

PLAYER	Pos.
1	Tucker Bradley LF
2	Nick Loftin CF
3	Tyler Gentry RF
4	Robbie Glendinning 1B
5	Logan Porter C
6	CJ Alexander 3B
7	Jake Means 2B
8	Brhet Bewley DH
9	Morgan McCullough SS

NATURALS POSITION PRODUCTION

	AVG	AB	H	TB	2B	3B	HR	RBI	BB	SO	OBP	SLG	OPS	SAC	SF	HBP	GIDP
C	.260	366	95	162	28	0	13	55	47	97	.360	.443	.803	1	3	12	7
1B	.266	376	100	171	23	0	16	74	50	128	.355	.455	.810	0	6	5	8
2B	.255	392	100	168	23	0	15	63	53	115	.344	.429	.773	3	7	4	8
3B	.221	380	84	137	23	3	8	55	44	114	.311	.361	.672	1	3	7	12
SS	.287	421	121	166	28	1	5	38	54	93	.370	.394	.764	3	2	2	8
LF	.298	383	114	163	21	2	8	52	53	88	.384	.426	.810	4	5	4	6
CF	.258	396	102	161	17	3	12	58	54	88	.352	.407	.759	5	4	6	12
RF	.268	385	103	202	18	3	25	85	46	123	.359	.525	.884	2	6	12	4
DH	.245	372	91	160	13	1	18	62	55	110	.349	.430	.779	2	6	8	2

NATURALS LINEUP PRODUCTION

	AVG	AB	H	TB	2B	3B	HR	RBI	BB	SO	OBP	SLG	OPS	SAC	SF	HBP	GIDP
1st	.305	430	131	188	34	1	7	46	61	86	.391	.437	.828	5	2	1	10
2nd	.268	414	111	167	18	1	12	56	54	70	.355	.403	.758	6	6	5	9
3rd	.297	407	121	200	25	0	18	87	51	104	.377	.491	.868	1	10	7	7
4th	.257	393	101	179	19	1	19	76	49	141	.347	.455	.802	0	7	9	10
5th	.226	390	88	156	19	2	15	64	46	102	.316	.400	.716	0	5	8	4
6th	.261	372	97	172	18	3	17	66	54	125	.364	.462	.826	2	3	8	6
7th	.268	370	99	167	19	2	15	57	45	119	.360	.451	.811	1	5	11	4
8th	.213	362	77	121	23	0	7	42	50	121	.319	.334	.653	2	1	7	10
9th	.251	354	89	145	20	3	10	51	47	98	.342	.410	.752	4	4	4	7



Table with columns: GM #, APRIL, OPPONENT, SCORE, RECORD, Pos./G+/-, WIN, LOSS, SAVE, TEMP., 1ST PITCH, TIME, ATT., HOME ATT., NATURALS (R, H, E, LO), OPPONENT (R, H, E, LO). Rows 1-20.

APRIL Hitting Results: .261/.357/.422 (180-for-690), 37 2B, 22 HR, 126 R, 97 BB, 32 SB // APRIL Pitching Results: 9-11, 5.98 ERA (119 ER in 179.0 IP), 3/5 SV, 194 H, 25 HR, 87 BB, 158 K, .276 AVG

Table with columns: GM #, MAY, OPPONENT, SCORE, RECORD, Pos./G+/-, WIN, LOSS, SAVE, TEMP., 1ST PITCH, TIME, ATT., HOME ATT., NATURALS (R, H, E, LO), OPPONENT (R, H, E, LO). Rows 21-45.

MAY Hitting Results: .286/.354/.456 (255-for-892), 53 2B, 29 HR, 160 R, 94 BB, 31 SB // MAY Pitching Results: 13-12, 4.43 ERA (108 ER in 219.1 IP), 3/6 SV, 197 H, 25 HR, 123 BB, 249 K, .239 AVG

Table with columns: GM #, JUNE, OPPONENT, SCORE, RECORD, Pos./G+/-, WIN, LOSS, SAVE, TEMP., 1ST PITCH, TIME, ATT., HOME ATT., NATURALS (R, H, E, LO), OPPONENT (R, H, E, LO). Rows 46-68.

1ST HALF Hitting Results: .259/.346/.765 (603-for-2,426), 126 2B, 75 HR, 397 R, 284 BB, 92 SB // 1ST HALF Pitching Results: 31-37, 5.50 ERA (367 ER in 600.1 IP), 8/15 SV, 604 H, 81 HR, 333 BB, 621 K, .261 AVG



HITTING

SERIES	OPPONENT	DATES	AVG	G	AB	R	H	TB	2B	3B	HR	RBI	BB	IBB	SO	SB	CS	OBP	SLG	OPS	PA	SAC	SF	HBP	GIDP
SERIES 1	@ Springfield	4/8 - 4/10	.312	3	109	27	34	43	6	0	1	23	20	0	24	3	1	.410	.394	.804	134	0	4	1	6
SERIES 2	WICHITA	4/12 - 4/17	.230	6	200	25	46	59	7	3	0	21	25	1	56	10	1	.319	.295	.614	230	1	2	2	2
SERIES 3	@ Frisco	4/19 - 4/24	.212	6	203	39	43	88	9	0	12	35	36	0	58	12	1	.336	.433	.769	242	1	0	2	3
SERIES 4	AMARILLO	4/26 - 5/1	.325	6	212	44	69	124	17	1	12	41	19	0	54	9	2	.393	.585	.978	245	3	4	7	3
SERIES 5	@ Springfield	5/3 - 5/8	.304	6	217	41	66	104	11	3	7	40	22	1	48	4	4	.363	.479	.842	247	2	5	1	3
SERIES 6	WICHITA	5/10 - 5/15	.267	5	172	27	46	77	10	0	7	26	12	0	49	9	1	.317	.448	.765	187	1	1	1	2
SERIES 7	@ Arkansas	5/17 - 5/22	.232	6	203	32	47	66	8	1	3	30	22	0	52	10	1	.318	.325	.643	236	3	3	5	7
SERIES 8	@ Midland	5/24 - 5/29	.307	6	231	44	71	118	19	2	8	40	29	2	50	5	0	.383	.511	.894	265	1	3	1	6
SERIES 9	CORPUS CHRISTI	5/31 - 6/5	.232	6	198	31	46	77	10	0	7	28	29	0	75	6	1	.332	.389	.721	233	1	3	2	4
SERIES 10	@ Tulsa	6/7 - 6/12	.244	6	193	34	47	76	8	0	7	32	24	0	64	11	3	.339	.394	.733	224	0	2	5	2
SERIES 11	ARKANSAS	6/14 - 6/19	.220	6	186	29	41	67	14	0	4	28	26	0	38	8	1	.339	.360	.699	225	1	3	9	2
SERIES 12	SPRINGFIELD	6/21 - 6/26	.228	6	202	24	46	74	7	0	7	20	20	0	52	5	0	.308	.366	.674	229	2	1	4	4
SERIES 13	@ Amarillo	6/28 - 7/3	.305	6	210	60	64	141	18	1	19	57	42	0	55	7	3	.421	.671	1.092	259	0	4	3	10
SERIES 14	TULSA	7/4 - 7/10	.255	6	200	30	51	72	12	0	3	24	34	1	64	17	1	.361	.360	.721	241	3	3	1	1
SERIES 15	@ Corpus Christi	7/12 - 7/17	.265	6	211	41	56	93	11	1	8	38	27	0	67	4	5	.361	.441	.802	245	0	1	5	2
SERIES 16	SPRINGFIELD	7/22 - 7/24	.255	3	106	12	27	42	9	0	2	9	8	0	24	1	0	.313	.396	.709	116	1	0	1	2
SERIES 17	@ Wichita	7/26 - 7/31	.253	6	198	19	50	70	9	1	3	18	23	0	59	5	2	.335	.354	.689	229	1	3	3	6
SERIES 18	TULSA	8/2 - 8/7	.275	6	207	41	57	96	9	0	10	35	38	0	62	7	3	.401	.464	.865	253	0	1	6	2
SERIES 19	@ Arkansas	8/9 - 8/14																							
SERIES 20	SAN ANTONIO	8/16 - 8/21																							
SERIES 21	SPRINGFIELD	8/23 - 8/28																							
SERIES 22	@ Tulsa	8/30 - 9/4																							
SERIES 23	@ Wichita	9/6 - 9/11																							
SERIES 24	FRISCO	9/13 - 9/18																							

PITCHING

SERIES	OPPONENT	DATES	W	L	ERA	G	CG	SHO	HLD	SV	SVO	IP	H	R	ER	HR	HB	BB	IBB	SO	AVG	WP	BK	GIDP	TBF	WHIP
SERIES 1	@ Springfield	4/8 - 4/10	1	2	10.80	3	0	0	0	0	0	25.0	33	32	30	6	2	24	0	11	.308	5	0	2	133	2.28
SERIES 2	WICHITA	4/12 - 4/17	2	4	4.91	6	0	0	1	1	2	55.0	52	33	30	6	4	24	0	58	.244	3	0	4	242	1.38
SERIES 3	@ Frisco	4/19 - 4/24	4	2	4.33	6	0	0	2	1	1	52.0	50	27	25	8	4	22	0	44	.258	3	0	5	226	1.38
SERIES 4	AMARILLO	4/26 - 5/1	3	3	6.27	6	0	0	1	1	2	56.0	70	40	39	7	2	19	2	53	.315	6	1	6	248	1.59
SERIES 5	@ Springfield	5/3 - 5/8	4	2	4.50	6	0	1	1	1	2	52.0	40	28	26	5	2	33	0	58	.213	3	0	6	223	1.40
SERIES 6	WICHITA	5/10 - 5/15	2	3	4.80	5	0	1	1	1	1	45.0	40	25	24	7	2	29	0	57	.235	2	0	1	201	1.53
SERIES 7	@ Arkansas	5/17 - 5/22	2	4	4.17	6	0	0	0	0	1	49.2	42	28	23	5	2	29	2	55	.226	2	1	3	217	1.43
SERIES 8	@ Midland	5/24 - 5/29	4	2	3.79	6	0	0	1	1	2	54.2	53	26	23	4	3	27	0	56	.252	2	0	5	241	1.46
SERIES 9	CORPUS CHRISTI	5/31 - 6/5	2	4	6.55	6	0	0	0	0	0	55.0	56	43	40	7	3	44	1	72	.263	4	2	6	262	1.82
SERIES 10	@ Tulsa	6/7 - 6/12	4	2	4.31	6	1	1	0	2	2	48.0	45	24	23	8	3	16	0	56	.241	3	0	3	206	1.27
SERIES 11	ARKANSAS	6/14 - 6/19	3	3	6.17	6	0	2	1	0	1	54.0	56	41	37	11	5	28	0	55	.264	0	1	4	248	1.56
SERIES 12	SPRINGFIELD	6/21 - 6/26	0	6	7.83	6	0	0	1	0	1	54.0	67	53	47	7	6	38	0	46	.310	2	2	9	266	1.94
SERIES 13	@ Amarillo	6/28 - 7/3	2	4	7.11	6	0	0	0	0	0	50.2	60	49	40	11	7	32	0	60	.290	4	0	2	248	1.96
SERIES 14	TULSA	7/4 - 7/10	3	3	4.09	6	0	0	0	1	2	55.0	59	25	25	10	1	27	0	57	.271	2	2	3	248	1.56
SERIES 15	@ Corpus Christi	7/12 - 7/17	2	4	9.00	6	0	0	0	1	1	50.0	75	58	50	7	10	32	0	51	.341	7	0	2	264	2.14
SERIES 16	SPRINGFIELD	7/22 - 7/24	0	3	7.67	3	0	0	0	0	0	27.0	28	29	23	5	3	21	1	25	.267	1	0	4	130	1.81
SERIES 17	@ Wichita	7/26 - 7/31	2	4	6.12	6	0	1	1	1	1	50.0	54	37	34	9	8	39	0	50	.277	9	0	3	245	1.86
SERIES 18	TULSA	8/2 - 8/7	3	3	8.33	6	0	0	0	2	4	54.0	61	54	50	13	1	33	0	65	.280	9	0	5	255	1.74
SERIES 19	@ Arkansas	8/9 - 8/14																								
SERIES 20	SAN ANTONIO	8/16 - 8/21																								
SERIES 21	SPRINGFIELD	8/23 - 8/28																								
SERIES 22	@ Tulsa	8/30 - 9/4																								
SERIES 23	@ Wichita	9/6 - 9/11																								
SERIES 24	FRISCO	9/13 - 9/18																								

SERIES WINS: 4

SERIES LOSSES: 10

SERIES SPLITS: 4



THE LAST TIME THE NATURALS...

Table listing various baseball statistics such as 'THREW A PERFECT GAME', 'THREW A NO-HITTER', 'WON 11 GAMES IN A ROW', etc., with corresponding dates and opponents.

THE LAST TIME A NATURALS HITTER...

Table listing various baseball statistics for hitters such as 'HAD 6 HITS IN ONE GAME', 'HIT 3 HOME RUNS IN ONE GAME', 'HAD 22+ HITS IN ONE GAME', etc., with corresponding dates and opponents.

THE LAST TIME A NATURALS PITCHER...

Table listing various baseball statistics for pitchers such as 'THREW A 1-HITTER (9 INNINGS)', 'THREW A 9-INNING COMPLETE GAME SHUTOUT', 'THREW 110+ PITCHES IN A GAME', etc., with corresponding dates and opponents.