



**SOD
POODLES
BASEBALL
CLUB**

NEWS & NOTES

HODGETOWN

715 S. BUCHANAN ST

AMARILLO, TEXAS 79101

806-803-7762

TWITTER: @SODPOODLES

Sod Poodles PR Department: Director, Cory Hilborne - CoryH@SodPoodles.com, 806-803-9614

Tulsa Drillers (42-30, 1-2)

RHP Nick Nastrini (3-2, 3.81 ERA)

VS.

Amarillo Sod Poodles (36-36, 2-1)

RHP Jamison Hill (2-4, 4.75 ERA)

Saturday, July 1, 2023 • 7:05 PM CT • HODGETOWN • Radio: KVWE-102.9 FM • Game 73 • Home Game 34

UPCOMING GAMES

DAY	DATE	OPPONENT	PROBABLE PITCHERS	TIME (CT)	RADIO
Sun	July 2	vs TUL	RHP Ben Casperius (0-2, 5.73 ERA) vs. RHP Deyni Olivero (4-5, 9.00 ERA)	7:05 PM	KVWE-102.9 FM
Mon	July 3	vs TUL	RHP River Ryan (1-3 2.62 ERA) vs. RHP Chad Patrick (3-7, 5.26 ERA)	6:05 PM	KVWE-102.9 FM
Tues	July 4	at SPR	TBD vs. TBD	5:35 PM	KVWE-102.9 FM

SEASON RESULTS

Date	Site	Result
6/28	vs. TUL	W, 6-4
6/29	vs. TUL	W, 12-7
6/30	vs. TUL	L, 7-6 (13)
7/1	vs. TUL	
7/2	vs. TUL	
7/3	vs. TUL	

TULSA SERIES CAPSULE

2023 at Home: 2-1
2023 on Road: 0-0
All-Time at Home: 10-12
All-Time on Road: 9-10
All-Time Totals: 19-22

STREAKS

Last 5 Games: 4-1
Last 10 Games: 5-5
Longest 2023 Winning Streak: 7
Longest 2023 Losing Streak: 4 (2x)
All-Time W/L: 234-231

LEAGUE STANDINGS

TEXAS LEAGUE 2ND HALF

North (W-L-PCT-GB)			
WICHITA	3-0	1.000	-
ARKANSAS	2-1	.667	1.0
SPRINGFIELD	1-2	.333	2.0
TULSA	1-2	.333	2.0
NW ARKANSAS	0-3	.000	3.0

South (W-L-PCT-GB)			
MIDLAND	3-0	1.000	-
AMARILLO	2-1	.667	1.0
SAN ANTONIO	2-1	.667	1.0
FRISCO	1-2	.333	2.0
CORPUS CHRISTI	0-3	.000	3.0

OVERALL

North (W-L-PCT-GB)			
*ARKANSAS	47-25	.653	-
TULSA	42-30	.583	5.0
SPRINGFIELD	35-37	.486	12.0
WICHITA	31-40	.437	15.5
NW ARKANSAS	29-43	.403	18.0

South (W-L-PCT-GB)			
*SAN ANTONIO	39-33	.542	-
AMARILLO	36-36	.500	3.0
MIDLAND	35-37	.486	4.0
CORPUS CHRISTI	33-39	.458	6.0
FRISCO	32-39	.451	6.5

* Clinched 1st half

TEAM LEADERS

AVERAGE: 345 - Bliss
HITS: 95 - Bliss
2B: 21 - Bliss
TRIPLES: 5 - Roberts
HOME RUNS: 12 - Vukovich
RBI: 45 - Vukovich
OPS: .962 - Bliss
STOLEN BASES: 24 - Lawlar
SO (P): 83 - Albright
SAVES: 6 - Backhus
ERA: 2.28 - Green
WINS: 5 - Albright

ATTENDANCE

Last: 6,731
Total: 166,274
Average: 5,364
No. of Sellouts: 13

HOTBERTS: Caleb Roberts continued his recent tear at the plate. Roberts scored Amarillo's first run of the game with an opposite field solo shot to begin the bottom of the second inning. It was his third home run in his last four games and sixth overall on the season. The 2021 fifth-round selection is now riding a five game hit streak, with at least one XBH in all five games. The lefty power bat is hitting .400 (8-for-20) with three home runs, two doubles, a triple, and five RBI during the stretch since last Saturday in Corpus Christi. Roberts has scored a run in seven straight games, the longest active streak in the Texas League, and has reached base safely in each of his last 13 games dating back to June 14th.

KING OF THE HILL: Jamison Hill tied his career-high with his 7.0 IP last week in Corpus Christi. His previous seven-inning game came on July 10, 2022 as a member of the Hillsboro Hops. Hill improved to 2-4 this season, allowing just one earned run on three hits with four strikeouts.

ALWAYS ON BASE: Camden Duzenack extended a pair of streaks on Friday night. Amarillo's utility man has hit safely in each of his last eight games, hitting .469 (15-for-32) with four doubles, a pair of home runs, nine RBI, and seven runs scored since June 15th. His eight straight games with a hit is the second-longest active streak by a Sod Poodle currently behind Nick Dalesandro (9). He has also reached base in each of his last 23 games, the longest active on-base streak in the Texas League currently. Through 25 games this year, Duzenack is hitting .346 and includes a .455 AVG in 10 games at HODGETOWN with four doubles and a home run. He has also raked against left-handed pitching, hitting .389 in 18 at-bats.

THE GREATFUL EIGHT: Luke Albright tied an Amarillo season-high by striking out eight hitters in his start on Friday. The right-hander entered the game ranked third in the Arizona Diamondbacks farm system in 2023 with 75 strikeouts. Following his second eight strikeout start in his last four starts, the former Kent State Golden Flash now sits atop the organization with his 83 punchouts. The eight strikeout throne in a game this year now has two different spots for Luke Albright, tying Bryce Jarvis who also had two eight strikeout nights prior to his promotion to Triple-A Reno. Chad Patrick and Jeff Bain are the other two Amarillo arms to have struck out eight in a game in 2023.

IT'S A MARATHON, NOT A SPRINT: The 3 hour and 42 minute long game was the longest game Amarillo had taken place in this year. The 13 innings also set a new franchise-record for longest game in terms of innings ever played by the Sod Poodles. Amarillo previously had two games go 12 innings and none since May 27, 2022. Amarillo had not had an extra inning game so far in 2023 go past the 10th, getting all three of their previous extra innings games wrapped up in a hurry.

BAYOU BULLY: Josh Green pitched a clean inning for Amarillo in the 12th, extending his current streak without an earned run against him to nine games, tying the longest such streak by an Amarillo pitcher this year. Over his last 12.1 IP, the right-hander has surrendered just six hits, with 11 strikeouts and is holding his opponents to a .146 BAA. Over his last nine games he has accumulated three saves.

ALL GOOD THINGS: Neyfy Castillo had his career-long 14-game hit streak come to an end last night after going 0-for-4.

LET'S GET CENTY-MENTAL: With a hit last night, Juan Centeno extended his current hit streak to eight games. During his stretch from June 9, the veteran catcher is hitting .286 (10-for-35) with two doubles.

DOUBLE THE FUN: Amarillo has eight doubles over their last two games in this series. Ryan Bliss chipped in with a pair of doubles last night, extending his team to 21 doubles, eight more than the next closest active Amarillo player (Lawlar, 13).

SOD POODLES BREAKDOWN

At Home: 16-17
On the Road: 20-19
Day Games: 4-6
Night Games: 31-30
vs. RHP: 28-30
vs. LHP: 8-6
First Half: 34-35
Second Half: 2-1
April: 11-10
May: 10-16
June: 15-10
July: 0-0
August: 0-0
September: 0-0
Monday: 0-0
Tuesday: 4-7
Wednesday: 8-4
Thursday: 6-6
Friday: 3-9
Saturday: 8-4
Sunday: 7-6

Scoring First: 21-12
Opponent Scoring First: 15-24
Extra Innings: 2-3
Doubleheaders: 2-2
Commit An Error: 16-22
Commit No Errors: 20-14
Walk-Off Wins: 2
Walk-Off Losses: 2

vs. North 1st Half: 7-5
vs. South 1st Half: 27-30
vs. North 2nd Half: 2-1
vs. South 2nd Half: 0-0

Scoring 4+ Runs: 29-24
Opp. Scoring 4+ Runs: 13-34
Scoring 3 Or Fewer Runs: 7-12
Opp. Scoring 3 Or Fewer Runs: 23-24
Out-Hit Opponent/Tie: 32-14
Out-Hit By Opponent: 4-22
Lead After 6: 26-5
Trail After 6: 6-29
Tied After 6: 4-2
Lead After 7: 29-2
Trail After 7: 3-31
Tied After 7: 3-3
Lead After 8: 31-1
Trail After 8: 1-32
Tied After 8: 2-3

Series (W-L-T): 3-5-4

Game 1: 5-8
Game 2: 9-4
Game 3: 6-7
Game 4: 3-8
Game 5: 8-3
Game 6: 5-6
Series Sweeps: 1
Series Been Swept: 0



STARTING PITCHER



#16 JAMISON HILL - RHP

HEIGHT: 6'1"

WEIGHT: 180

B/T: R/R

AGE: 23 (3/28/1999 in San Diego, CA)

14 G (13 GS)

2-4

55/43 K/BB

4.75 ERA

LAST WIN: 6/24/2023 @ CC

LAST SAVE: None

LONGEST 2023 OUTING: 7.0 Innings (6/24 @ CC)

LAST HOME RUN ALLOWED: 6/24/2023 @ CC (C.J. Stubbs, 3rd inning, solo)

CAREER VS. TUL: FIRST APPEARANCE

Rated the 50th best right hander in California by Perfect Game in 2017.

Signed by the Arizona Diamondbacks as a minor league free agent on July 22, 2021 out of Fresno State (Fresno, CA).

Made his professional and Low-A debut on 9/9/2021 in Visalia threads and went 4.0 innings and allowed one (1) unearned run on two (2) hits while punching out three (3) batters.

He only played one (1) other game in 2021 (9/16) where he held his opponent scoreless through 3.0 innings while walking two (2) and punching out three (3) in the process.

In his first game at HODGETOWN (9/1/2022 vs. FRI), went 4.0 innings and allowed just one (1) earned run on two (2) knocks and two (2) walks while punching out a pair of batters, good for his best outing at HODGETOWN in 2022 with his only other outing being on 9/7 (4.0 IP, 7 H, 5 ER, 2 BB).

On 7/29/2022, he set a Hillsboro Hops franchise record 13 punch outs in a single contest, also good for his career high in a single game.

During his time as a Hop across 21 games (4/14-8/21/2022), held the throne for wins (7), punch outs (115) and innings pitched (103.1) among qualified players...Additionally, he shared 1st place in GS (21).

CAREER STATS

YEAR	TEAM	W-L	ERA	G	GS	CG	SHO	IP	H	R	ER	HR	HB	BB	SO	WP	GIDP	BAA
2021	Visalia (A-)	0-0	0.00	2	2	0	0	7.0	4	1	0	0	0	2	6	0	0	.167
2022	Visalia (A-)	0-1	4.50	1	0	0	0	4.0	4	3	2	0	0	2	2	0	0	.286
	Hillsboro (A+)	7-7	4.35	21	21	0	0	103.1	82	56	50	9	7	46	115	12	6	.216
	Amarillo (AA)	1-0	6.30	5	4	0	0	20.0	26	14	14	4	1	8	12	2	1	.321
2023	Amarillo (AA)	2-4	4.75	14	13	0	0	55.0	45	29	29	7	8	43	55	4	3	.222
MINOR LEAGUE TOTALS		10-12	4.52	43	40	0	0	189.1	161	103	95	20	16	101	190	18	10	.230

2023 HIGHS

INNINGS: 7.0 IP (6/24 vs SA)
HITS: 6 (2x, Last: 6/13 vs. SA)
RUNS: 5 (2x: Last: 5/20 @ FRI)
EARNED RUNS: 5 (2x, Last: 5/20 @ FRI)
STRIKEOUTS: 7 (4/21 @ NWA)
WALKS: 5 (5/9 vs. MID)
HOME RUNS: 2 (2x, Last: 6/18 vs. SA)
CONSECUTIVE WINS: 1 (6/24 @ CC)
CONSECUTIVE LOSSES: 2 (5/9-14 vs MID)
SHORTEST START: 2.0 IP (5/14 vs. MID, G2)
PITCHES THROWN: 95 (6/24 @ CC)

CAREER HIGHS

INNINGS: 7.0 IP (2x, Last: 6/24/23 @ CC)
HITS: 8 (8/10/22 vs. SPO (HIL))
RUNS: 7 (6/23/22 vs. VAN (HIL))
EARNED RUNS: 7 (6/23/22 vs. VAN (HIL))
STRIKEOUTS: 13 (7/29/22 @ EUG (HIL))
WALKS: 5 (3x: Last: 5/9/23 vs. MID)
HOME RUNS: 2 (5x, Last: 6/18/23 vs. SA)
CONSECUTIVE WINS: 3 (6/29-7/10/2022)
CONSECUTIVE LOSSES: 2 (3x: Last - 5/9-14/23)
SHORTEST START: 1.2 IP (6/23/2022 vs. VAN (HIL))
PITCHES THROWN: 99 (7/29/2022 @ EUG (HIL))

2023 SPLITS

VS. RIGHT: .212/.382/.354, 24 H, 5 2B, 3B, 3 HR, 11 RBI, 30 K, 23 BB
VS. LEFT: .233/.369/.411, 21 H, 4 2B, 4 HR, 16 RBI, 25 K, 20 BB
HOME: 7 G, 1-2, 4.97 ERA, 29.0 IP, 23 H, 16 ER, 5 HR, 26 K, 22 BB
ROAD: 7 G, 1-2, 4.50 ERA, 26.0 IP, 22 H, 13 ER, 2 HR, 29 K, 21 BB
W/ RISP: .172/.355/.310, 10 H, 2 2B, 2 HR, 21 RBI, 22 K, 15 BB
DAY: 2 G, 0-2, 9.00 ERA, 6.0 IP, 6 ER, 4 H, 2 HR, 5 K, 9 BB
NIGHT: 12 G, 2-2, 4.22 ERA, 49.0 IP, 41 H, 23 ER, 5 HR, 50 K, 34 BB
TEAM W/L IN STARTS: 7-6

OPPOSING STARTER - RHP NICK NASTRINI (3-2, 3.81 ERA)

CAREER VS. AMA: FIRST APPEARANCE





BATTER-PITCHER MATCH-UPS (ACTIVE ROSTER, 2023)

SOD POODLES VS. NICK NASTRINI:									DRILLERS VS. JAMISON HILL:								
PLAYER	H	AB	AVG	XBH	HR	RBI	BB	SO	PLAYER	H	AB	AVG	XBH	HR	RBI	BB	SO





SATURDAY'S STARTER - RHP DEYNI OLIVERO (4-5, 9.00 ERA)

Earned the win his last time after tossing 5.0 IP and scattering three hits and allowing just one earned run. He struck out four Hooks without a walk issued in the series finale, helping the Sod Poodles close out the First Half with back-to-back wins and a series split against Corpus Christi.






#28 SETH BEER - INF														
2023 HIGHS: Hits - 4, Runs - 3, RBI - 3, HR - 1, 2B - 2, 3B - 0, BB - 2, K - 3, SB - 0														
HEIGHT: 6'3" WEIGHT: 225 B/T: L/R AGE: 26 (9/18/1996 in Maryville, IL) 2023 SPLITS:														
G	AVG	OBP	SLG	AB	R	H	2B	3B	HR	RBI	BB	SB/ATT	SO	V. RHP
29	.315	.400	.463	108	18	34	7	0	3	19	12	0/0	30	.333
LAST GAME: 0-for-0 SF, RBI, IBB LAST HOME RUN: 6/28 vs TUL off Sublette (2-run)														
TUL SERIES: 4-for-8, HR, 2B, 5 RBI, 2 R, IBB LAST MULTI-HIT GAME: 6/29 vs TUL (2-for-4)														
CC SERIES: 4-for-21, HR, 2B, 2 RBI, 4 R, 4 BB, 9 K														
CURRENT HITTING: 4 SEASON LONG HITTING: 4 CURRENT ON-BASE: 5 SEASON-LONG ON-BASE: 14														

 Former Carolina league Player of the Week (4/21/19), CAR Mid-Season All-Star (2019), Texas League Player of the Week (7/7/19), Texas League Player of the Month (July, 2019), Baseball America Minor League All-Star (2019) and Baseball America Double-A All-Star (2019).
 In his decorated 2019 season, he slashed .289/.388/.516 across three different teams while blasting 26 homers and 24 doubles through 122 games.
 Made his MLB debut on 9/10/2021 with the D-backs and spent parts of the 2021 and 2022 seasons in the league with 43 career games played.
 Had a four-hit performance on 5/31/23 vs. SPR, the first four-hit night by a Sod Poodle at home since 8/14/2022 by Leandro Cedeño, also against SPR.






#9 RYAN BLISS - INF														
2023 HIGHS: Hits - 3, Runs - 3, RBI - 3, HR - 1, 2B - 2, 3B - 1, BB - 2, K - 2, SB - 2														
HEIGHT: 5'9" WEIGHT: 165 B/T: R/R AGE: 23 (12/13/1999 in Burbank, CA) 2023 SPLITS:														
G	AVG	OBP	SLG	AB	R	H	2B	3B	HR	RBI	BB	SB/ATT	SO	V. RHP
63	.345	.391	.571	275	58	95	21	4	11	43	18	23/29	51	.356
LAST GAME: 2-for-6, 2 2B, R, 2 K LAST HOME RUN: 6/22 @ CC off Arrighetti (solo)														
TUL SERIES: 4-for-15, 2 2B, BB, 2 R, 3 K LAST MULTI-HIT GAME: 6/30 vs TUL (2-for-6)														
CC SERIES: 2-for-19, HR, 3 RBI, 5 BB, 4 R, 3 K														
CURRENT HITTING: 3 SEASON LONG HITTING: 10 CURRENT ON-BASE: 3 SEASON-LONG ON-BASE: 25														

 Rated the no. 2 shortstop in the state of Georgia (15th overall) and the 96th best SS in the country by Perfect Game in high school.
 Has won Texas League Player of the Month in both April and May, 2023...Leads the league in AVG (.345), H (95), XBH (36), OPS (.962), total bases (157), and runs (58).
 Has hit the most lead off home runs in franchise history (6), and has the most lead off home runs in all MiLB in 2023.
 Was named to the 2023 SiriusXM MLB All-Star Futures Game National League roster.






#12 NEYFY CASTILLO - INF														
2023 HIGHS: Hits - 3, Runs - 2, RBI - 3, HR - 1, 2B - 2, 3B - 1, BB - 2, K - 3, SB - 1														
HEIGHT: 6'3" WEIGHT: 175 B/T: R/R AGE: 22 (3/2/2002 in Hiquey, Dominican Republic) 2023 SPLITS:														
G	AVG	OBP	SLG	AB	R	H	2B	3B	HR	RBI	BB	SB/ATT	SO	V. RHP
45	.219	.287	.369	160	27	35	7	1	5	23	12	11/16	59	.200
LAST GAME: 0-for-4 LAST HOME RUN: 6/21 @ CC off Robaina (Solo)														
TUL SERIES: 1-for-8, RBI, K LAST MULTI-HIT GAME: 6/14 vs SA (3-for-4)														
CC SERIES: 4-for-14, HR, 2B, 3 RBI, 5 BB, 5 R, 5 K														
CURRENT HITTING: 0 SEASON LONG HITTING: 14 CURRENT ON-BASE: 0 SEASON-LONG ON-BASE: 15														

 He made his professional debut with the DSL Diamondbacks (ROK) on 6/2/2018, going 1-for-4 with an RBI and a swiped bag.
 From 7/8-8/15/2019, he logged a base knock in 22 out of 26 straight games and accumulated 28 total hits, good for .283 AVG (28-for-99) over the stretch.
 Amongst his qualified club mates (HIL) across 82 games, he logged the 2nd most HR (11), 4th most H (77), R (35), TB (127) and SB (15) in 2022.
 Had his first three-hit night in 2023 with a 3-for-4 performance against San Antonio...Had three-straight multi-hit games (6/11-14).
 Had a career-long hit streak of 14 games (6/4-28)...Surpassing his previous career-long of 13 games with Visalia (6/27-7/17/21).

#8 JUAN CENTENO - C														
2023 HIGHS: Hits - 3, Runs - 2, RBI - 2, HR - 1, 2B - 1, 3B - 0, BB - 2, K - 3, SB - 1														
HEIGHT: 5'9" WEIGHT: 195 B/T: L/R AGE: 33 (11/16/1989 in Arecibo, Puerto Rico) 2023 SPLITS:														
G	AVG	OBP	SLG	AB	R	H	2B	3B	HR	RBI	BB	SB/ATT	SO	V. RHP
38	.288	.323	.342	146	16	42	5	0	1	13	8	3/4	37	.292
LAST GAME: 1-for-6, R, 3 K LAST HOME RUN: 4/13 vs. CC off Cobos														
TUL SERIES: 2-for-10, 2B, R, 4 K LAST MULTI-HIT GAME: 6/23 @ CC (2-for-4)														
SA SERIES: 3-for-7, 2B, 3 K														
CURRENT HITTING: 7 SEASON LONG HITTING: 7 CURRENT ON-BASE: 7 SEASON-LONG ON-BASE: 7														

 2017 World Series Champion (HOU).
 Made his MLB Debut on 9/18/2013 with the New York Mets and collected his first single that night off 3-time All-Star Matt Cain.
 Set a career-high with 15 home runs including 14 in 81 games with Amarillo in 2022.
 Named a Texas League Post-Season All-Star (2022) and the MiLB.com Organization All-Star (2022, ARI).
 In the month of April this season, he slashed .277/.340/.340 with a homer and six RBI in 13 games...Among teammates with at least 10 games played in the month, his average was good for third with his hits (13) tying sixth and his six multi-hit performances ranking second.

#5 NICK DALESANDRO - OF														
2023 HIGHS: Hits - 3, Runs - 1, RBI - 1, HR - 0, 2B - 1, 3B - 1, BB - 2, K - 2, SB - 2														
HEIGHT: 5'11" WEIGHT: 175 B/T: R/R AGE: 26 (10/3/1996 in Joliet, IL) 2023 SPLITS:														
G	AVG	OBP	SLG	AB	R	H	2B	3B	HR	RBI	BB	SB/ATT	SO	V. RHP
34	.250	.345	.290	100	15	25	2	1	0	5	14	11/13	22	.247
LAST GAME: PR, R LAST HOME RUN: 9/13/22 vs. FRI off Tiedemann														
TUL SERIES: PR, R LAST MULTI-HIT GAME: 6/15/23 vs. SA (3-for-5)														
CC SERIES: 2-for-7, BB, R, 2 K														
CURRENT HITTING: 9 SEASON LONG HITTING: 9 CURRENT ON-BASE: 9 SEASON-LONG ON-BASE: 9														

 Began his first professional season (2018) with a hit in 14 of his first 15 games between the AZL D-backs and short-season Missoula.
 Logged 42 combined games across three levels in 2019, hitting .256 (34-for-133), ending the year with a hit in 15 of his final 19 games played.
 Played the entire 2021 season with High-A Hillsboro with 57 games behind the plate (53 GS), 15 games in RF (14 GS), and three games in LF (2 GS), hitting his first career HR on 6/9 vs TRI, an inside-the-park HR.
 Posted a .981 fielding percentage behind the dish while throwing out 58 percent of would be base stealers (18-of-31) in 2022.
 Posted his first 3-hit game in 2023 on June 15 vs SA....First 3-hit game since June 4, 2022 vs MID.

#3 ADRIAN DEL CASTILLO - C 2023 HIGHS: Hits - 3, Runs - 3, RBI - 4, HR - 1, 2B - 1, 3B - 0, BB - 3, K - 5, SB - 1

HEIGHT: 5'9" WEIGHT: 208 B/T: L/R AGE: 23 (9/27/1999 in Miami, FL) 2023 SPLITS:

G	AVG	OBP	SLG	AB	R	H	2B	3B	HR	RBI	BB	SB/ATT	SO	V.RHP	V.LHP	HOME	AWAY	RISP
58	.266	.381	.468	203	32	54	11	0	10	40	37	2/4	64	.282	.200	.231	.295	.311

LAST GAME: 0-for-6, 5 K **LAST HOME RUN:** 6/23 @ CC off Plumlee (3-Run) **CURRENT HITTING:** 0
TUL SERIES: 4-for-12, 2B, 2 RBI, 3 BB, 2 R, 5 K **LAST MULTI-HIT GAME:** 6/29 vs TUL (2-for-3) **SEASON LONG HITTING:** 10
CC SERIES: 4-for-15, HR, 2B, 8 BB, 4 RBI, 6 K, 2 R **CURRENT ON-BASE:** 0
SEASON-LONG ON-BASE: 16

- Selected by the Chicago White Sox in the 36th round of the 2018 MLB draft but declined to play ball at the University of Miami.
- Made his professional debut on 7/31/2021 with the ACL D-backs (ROK) and after just two appearances in Rookie ball, he was promoted to A-Visalia.
- He logged a hit in 43 of his 86 games played (2022) with 17 of those being multi-hit efforts, good for logging multiple hits in 39% of games that he knocks.
- Earned the 7th most homers (7), 6th most hits (57), 5th most total bags (99) and 4th most doubles (17) amongst qualified Hillsboro Hops in 2022.
- Hit three home runs in his first 36 games of the season...Then hit five homers over a 10 game span from May 30-June 13 including back-to-back games with a homer on 5/30-31 and 6/8-10.

#26 CAMDEN DUZENACK - INF 2023 HIGHS: Hits - 3, Runs - 1, RBI - 3, HR - 1, 2B - 2, 3B - 0, BB - 2, K - 2, SB - 0

HEIGHT: 5'7" WEIGHT: 170 B/T: R/R AGE: 28 (3/8/1995 in Melissa, TX) 2023 SPLITS:

G	AVG	OBP	SLG	AB	R	H	2B	3B	HR	RBI	BB	SB/ATT	SO	V.RHP	V.LHP	HOME	AWAY	RISP
25	.346	.455	.556	81	12	28	8	0	3	19	12	0/3	16	.333	.389	.455	.271	.333

LAST GAME: 3-for-4, 2B, R, BB **LAST HOME RUN:** 6/22 @ CC off Gaither (3-run) **CURRENT HITTING:** 8
TUL SERIES: 3-for-4, 2B, R, BB **LAST MULTI-HIT GAME:** 6/30 vs TUL (3-for-4) **SEASON LONG HITTING:** 8
CC SERIES: 7-for-17, HR, 2B, 4 RBI, 2 R, 3 K **CURRENT ON-BASE:** 23
SEASON-LONG ON-BASE: 23

- Duzenack is entering his 6th professional season, having spent time at every level of minor league ball from Rookie to Triple-A.
- In his debut season (2017), he belted 16 doubles, a triple, and three homers in 222 AB's with A(Short) Hillsboro, slugging .410 that year.
- He logged 318 Triple-A at-bats last season with Reno, slashing .261/.308/.465 while sending 13 balls over the wall accompanied by 20 two-baggers and three triples.
- Earned Amarillo's second walk-off win on 5/31/23 after poking a two RBI single while the club was down by one run with two outs and the bases loaded.

#17 ROBY ENRIQUEZ - OF 2023 HIGHS: Hits - 4, Runs - 2, RBI - 2, HR - 0, 2B - 1, 3B - 0, BB - 2, K - 3, SB - 1

HEIGHT: 6'2" WEIGHT: 210 B/T: L/L AGE: 26 (3/21/1997 in Carolina, Puerto Rico) 2023 SPLITS:

G	AVG	OBP	SLG	AB	R	H	2B	3B	HR	RBI	BB	SB/ATT	SO	V.RHP	V.LHP	HOME	AWAY	RISP
43	.261	.370	.333	138	19	36	10	0	0	14	22	4/5	31	.280	.150	.260	.262	.263

LAST GAME: 1-for-1, 2B, RBI, 2 BB **LAST HOME RUN:** 9/7/22 vs. ARK off Weiman **CURRENT HITTING:** 3
TUL SERIES: 1-for-1, 2B, RBI, 2 BB **LAST MULTI-HIT GAME:** 6/23/23 @ CC (3-for-5) **SEASON LONG HITTING:** 5
CC SERIES: 4-for-7, 2 2B, 2 RBI, 2 BB, 2 R **CURRENT ON-BASE:** 3
SEASON-LONG ON-BASE: 11

- Signed by the Arizona Diamondbacks as a minor league free agent on December 22, 2021 out of Indiana State University (Terre Haute, IN).
- He is in a four (4) way tie for first for the most four (4) hit performances by a Sod Poodle in 2022 with two (2) four (4) hit outings.
- He had 26 multi-hit performances last season with three (3) being of the three (3) hit variety...24 of those were achieved in Soddis threads.
- He logged a hit in 44 out of 51 straight games (6/4-8/25/2022) which encompassed a 12 game hit streak (7/6-7/24).
- The lefty-bat poked 20 of his first 22 hits this season off of right-handed pitching and 14 of of them while at home.

#11 JORDAN LAWLAR - INF 2023 HIGHS: Hits - 3, Runs - 3, RBI - 4, HR - 1, 2B - 1, 3B - 1, BB - 2, K - 4, SB - 3

HEIGHT: 6'2" WEIGHT: 190 B/T: R/R AGE: 20 (7/17/2002 in Carrollton, TX) 2023 SPLITS:

G	AVG	OBP	SLG	AB	R	H	2B	3B	HR	RBI	BB	SB/ATT	SO	V.RHP	V.LHP	HOME	AWAY	RISP
61	.240	.336	.442	242	45	58	13	3	10	32	30	24/26	66	.212	.385	.254	.227	.176

LAST GAME: 0-for-5, BB, 2 K **LAST HOME RUN:** 6/20 @ CC off Kouba (2-Run) **CURRENT HITTING:** 0
TUL SERIES: 2-for-13, 3 R, 4 SB, BB, 3 K **LAST MULTI-HIT GAME:** 6/29 vs TUL (2-for-4) **SEASON LONG HITTING:** 9
CC SERIES: 5-for-24, HR, 2B, 4 RBI, 3 R, BB, 4 K **CURRENT ON-BASE:** 2
SEASON-LONG ON-BASE: 16

- Made his professional debut on 8/21/21 after being selected 6th overall in the 2021 MLB Draft out of Jesuit High School (Dallas).
- Currently ranked as the D-backs' no. 1-rated prospect and the no. 8 overall prospect by MLB Pipeline.
- Appeared in 100 games across four levels in 2022, hitting .303 (18 2B, 7 3B, 16 HR) with 62 RBI and 57 walks.
- Hit .278 (10-for-36) with a double, triple, two home runs, and seven RBI in 11 games in the Arizona Fall League in 2022... Broken Scapula ended his AFL.
- Was hitting .162 through his first 32 games in 2023...In 29 games since May 23, he is hitting .312 (9 2B, 2 3B, 5 HR) with 28 runs scored and 16 RBI.
- From 6/3-13, had a nine game streak with a run scored, the second-longest such streak in the Texas League this season.
- Was named to the 2023 SiriusXM MLB All-Star Futures Game

#7 CALEB ROBERTS - OF 2023 HIGHS: Hits - 3, Runs - 3, RBI - 3, HR - 1, 2B - 2, 3B - 1, BB - 4, K - 4, SB - 1

HEIGHT: 6'1" WEIGHT: 195 B/T: L/R AGE: 23 (2/9/2000 in West Palm Beach, FL) 2023 SPLITS:

G	AVG	OBP	SLG	AB	R	H	2B	3B	HR	RBI	BB	SB/ATT	SO	V.RHP	V.LHP	HOME	AWAY	RISP
43	.239	.339	.460	163	35	39	8	5	6	31	23	6/7	54	.244	.214	.290	.202	.294

LAST GAME: 1-for-4, HR, RBI, 2 R, BB **LAST HOME RUN:** 6/30 vs TUL, off Hurt (solo) **CURRENT HITTING:** 5
TUL SERIES: 5-for-12, 2 HR, 2B, 3 RBI, 5 R, BB, K **LAST MULTI-HIT GAME:** 6/28 vs TUL (3-for-4) **SEASON LONG HITTING:** 5
CC SERIES: 4-for-19, HR, 3B, 2B, 5 BB, 3 RBI, 6 R, 5 K **CURRENT ON-BASE:** 13
SEASON-LONG ON-BASE: 13

- Ranked the number 6 catcher and number 72 overall prospect out of Florida by Perfect Game.
- During his time in Hillsboro (4/8-9/4/2022), held down the two (2) spot for AVG (.234, 91-for-389), RBI (55), SLG (.380), 2B (24), XBH (36), TB (148) and R (57).
- Posted a .323 AVG (10-for-31) in AMA threads across nine (9) games (9/6-9/18/2022), good for the 2nd best AVG on the club during this stretch.
- One of his 26 multi-hit efforts last season (8/24, HIL) encompassed a career high two (2) homers in the same game.
- In his first 19 games at the Double-A level, he launched two long balls with both coming in his first 10 games this season.

#10 TIM TAWA - OF

2023 HIGHS: Hits - 3, Runs - 3, RBI - 5, HR - 2, 2B - 2, 3B - 1, BB - 2, K - 3, SB - 1

HEIGHT: 6'0"

WEIGHT: 196

B/T: R/R

AGE: 23 (4/7/1999 in West Linn, OR)

2023 SPLITS:

G	AVG	OBP	SLG	AB	R	H	2B	3B	HR	RBI	BB	SB/ATT	SO	V. RHP	V. LHP	HOME	AWAY	RISP
58	.238	.313	.438	210	33	80	10	1	10	40	23	3/4	60	.239	.235	.289	.195	.355

LAST GAME: 0-for-2, RBI, K

LAST HOME RUN: 6/29 vs. TUL off Vanasco (2-run)

CURRENT HITTING: 0

TUL SERIES: 3-for-10, 2 HR, 2B, 7 RBI, 2 R, 5 K

LAST MULTI-HIT GAME: 6/29 vs. TUL (2-for-4)

SEASON LONG HITTING: 10

CC SERIES: 3-for-21, 3B, 2B, 2 RBI, R, BB, 7 K

CURRENT ON-BASE: 0

SEASON-LONG ON-BASE: 13

Made his professional debut with the ACL D-Backs (7/31/2021) where he logged two (2) games and went 2-for-5 (.400 AVG) with a HR, 3 RBI, R and 2 BB.

He slashed .264/.366/.464 across 36 G and held the crown for OBP, SLG, R (27) and SB (13), among qualified players, while on the Visalia club (8/3-9/19/2021)

His 2022 June encompassed his career single-month most hits (26) and his season single month most doubles (5) and stolen bases (4).

During his stretch in Hillsboro (4/8-6/22/2022), held the crown for AVG (.282), HR (8), RBI (30), OBP (.377), SLG (.441), H (60), TB (94), R (32).

Recorded his first career multi-HR game on 6/29 vs TUL, going 2-for-4 with two HR and five RBI...His five RBI also tied his career-high (June 17, 2021)

#1 KEVIN VICUNA - INF

2023 HIGHS: Hits - 1, Runs - 1, RBI - 3, HR - 1, 2B - 0, 3B - 0, BB - 1, K - 2, SB - 0

HEIGHT: 6'0"

WEIGHT: 140

B/T: R/R

AGE: 25 (1/14/1998 in Puerto La Cruz, Venezuela)

2023 SPLITS:

G	AVG	OBP	SLG	AB	R	H	2B	3B	HR	RBI	BB	SB/ATT	SO	V. RHP	V. LHP	HOME	AWAY	RISP
12	.121	.256	.212	33	3	4	0	0	1	3	5	0/0	8	.100	.333	.250	.048	.182

LAST GAME: 0-for-3, BB

LAST HOME RUN: 5/14/23 vs. MID, G1 off Leal

CURRENT HITTING: 0

TUL SERIES:

LAST MULTI-HIT GAME: 9/18/22 @ ALT (REA) (2-for-5)

SEASON LONG HITTING: 3

CC SERIES:

CURRENT ON-BASE: 1

SEASON-LONG ON-BASE: 5

Signed by the Arizona Diamondbacks as a minor league free agent on 5/3/23.

Former Mid-Season All-Star (2018, Lancaster JetHawks).

Entering his eighth season of pro ball, having split time in the Toronto Blue Jays, Philadelphia Phillies and now the D-backs farm system.

In his debut 2015 season with the DSL Blue Jays, he slashed .268/.354/.304 with three doubles and triples, 20 RBI and 10 swiped bags in 62 games.

Went 35 games since 8/3/2022 without multiple RBI in a contest before earning a three-RBI performance on 5/14/23 which were also his first three RBI in Amarillo threads while also blasting his first home run as a Sod Poodle in the same day.

#19 A.J. VUKOVICH - INF

2023 HIGHS: Hits - 3, Runs - 4, RBI - 4, HR - 2, 2B - 2, 3B - 1, BB - 2, K - 4, SB - 1

HEIGHT: 6'5"

WEIGHT: 210

B/T: R/R

AGE: 21 (7/20/2001 in Mukwonago, WI)

2023 SPLITS:

G	AVG	OBP	SLG	AB	R	H	2B	3B	HR	RBI	BB	SB/ATT	SO	V. RHP	V. LHP	HOME	AWAY	RISP
59	.267	.327	.500	232	48	62	12	3	12	45	19	8/11	75	.283	.208	.320	.230	.325

LAST GAME: 2-for-5, 3 RBI, 2 R, K

LAST HOME RUN: 6/18 vs. SA off Wolf (2-run)

CURRENT HITTING: 3

TUL SERIES: 4-for-8, 2B, 3 RBI, BB, 3 R, 2 K

LAST MULTI-HIT GAME: 6/29 vs TUL (2-for-5)

SEASON LONG HITTING: 11

CC SERIES: 4-for-20, 2B, 2 RBI, 4 BB, 4 R, 7 K

CURRENT ON-BASE: 10

SEASON-LONG ON-BASE: 11

After being drafted 119th overall out of high school, the D-Backs' number 14 prospect made his professional debut with the Visalia Rawhide on 5/4/2021.

While in Visalia (62 G, 5/4-8/1/2021) he tied 1st in 2B (15) and XBH (26), led the team in AVG (.259) and H (64) while coming in 2nd for RBI (42), SLG (.449) and R (42).

During his brief stint with the Sod Poodles at the end of last season (9/6-9/18/2022), earned the crown for hits (13) and shared the throne for TB (19) and homers (2).

He earned the 5th best batting average (.276, 129-for-468) in the D-backs organization among players with at least 115 games played in 2022.

Hit the first Grand Slam for Amarillo in 2023 (6/4 vs SPR) and was the first AMA player in 2023 with a multi-HR effort in the same game (6/10 @ MID)

TEAM BATTING

OVERALL

	AVG	G	AB	R	H	TB	2B	3B	HR	RBI	BB	SO	SB	CS	OBP	SLG	OPS
	.265	72	2446	413	647	1069	126	19	86	384	269	677	100	27	.344	.437	.781

MONTHLY

APRIL	.260	21	718	120	187	307	33	6	25	112	79	214	35	8	.336	.428	.764
MAY	.236	26	845	123	199	319	41	5	23	114	95	231	33	9	.318	.378	.696
JUNE	.296	25	883	170	261	443	52	8	38	158	95	232	32	10	.375	.502	.877
JULY	-	-	-	-	-	-	-	-	-	-	-	-	-	-	-	-	-
AUGUST	-	-	-	-	-	-	-	-	-	-	-	-	-	-	-	-	-
SEPTEMBER	-	-	-	-	-	-	-	-	-	-	-	-	-	-	-	-	-

HOME VS. ROAD

HOME	.300	33	1130	226	339	578	67	8	52	216	111	302	47	8	.368	.512	.880
ROAD	.234	39	1316	187	308	491	59	11	34	168	158	375	53	19	.323	.373	.696

SITUATIONAL SPLITS

	AVG	G	AB	H	TB	2B	3B	HR	RBI	BB	SO	OBP	SLG	OPS
VS RIGHT	.266	72	1994	530	879	105	14	72	319	224	551	.347	.441	.788
VS LEFT	.259	40	452	117	190	21	5	14	65	45	126	.329	.420	.749
W/ RISP	.284	72	733	208	341	40	9	25	296	97	215	.365	.465	.830
TEAM IS AHEAD	.263	52	877	231	361	56	7	20	135	95	234	.344	.412	.756
TEAM IS BEHIND	.271	54	1059	287	475	44	6	44	181	126	282	.355	.449	.804

HOME RUNS

MULTI-RBI GAMES

MULTI-HIT GAMES

PLAYER	SOLO	2R	3R	GS	TOTAL	2	3	4	5+	TOTAL	2	3	4	5+	TOTAL
Beer	1	2			3	5	1			6	6	1	2		9
Bliss	8	2	1		11	6	3			9	22	10			32
Castillo	3	1	1		5	1	2			3	6	1			7
Centeno	1				1	3				3	12	2			14
Dalesandro											4	1			5
De Los Santos	2	5			7	4	2			6	12	3			15
Del Castillo	5	3	2		10	4	3	2		9	15	1			16
Duzenack	2		1		3	5	2			7	5	3			8
English	4	1	1		6	3	1	1		5	5				5
Enriquez						3				3	4	1	1		6
Guzman		1			1	1	1			2	1	1			2
Lawlar	4	5	1		10	4	1	1		6	11	3			14
Roberts	2	3	1		6	7	2			9	10	2			12
Tawa	6	2	2		10	5	2		1	7	12	2			14
Vicuña			1		1		1			1					
Vukovich	8	3		1	12	2	7	2		11	13	3			16
Watkins						1				1					
TOTALS:	46	28	11	1	86	54	28	6	1	88	137	34	3	0	174

HOME RUN VARIANTS

WALK-OFF HR (0):

BACK-TO-BACK HR (3): English/Vukovich (4/16 vs. CC, 7th inning); Roberts/Vukovich (6/3 vs. SPR, G1, 6th inning); Del Castillo/De Los Santos (6/13 vs SA, 7th inning)

MULTI-HR GAMES (2): Vukovich (2, 6/10 @ MID); Tawa (2, 6/29 vs TUL)

EXTRA-INNING HR (0):

GRAND SLAMS (1): Vukovich (6/4 vs. SPR, 5th inning)

INSIDE-THE-PARK HR (0):

PINCH-HIT HR (0):

HR IN CONSECUTIVE GAMES (12): Vukovich (3x: 5/5-6 @ CC; 6/1-6/3 G1 vs SPR; 6/17-18 vs SA); Bliss (2x: 5/5-6 @ CC; 6/10 @ MID - 6/13 vs SA); Del Castillo (2x: 5/30-31 vs. SPR; 6/8-10 @ MID); Tawa (2x: 5/28 @ SA - 5/30 vs. SPR; 6/3/4 vs. SPR); Lawlar (4/15 vs. CC - 4/18 @ NWA); English (4/23 @ NWA - 4/25 vs. FRI); Roberts (6/25 @ CC, 6/28 vs TUL)

LEAD OFF HR (8): Bliss (6x: 4/27 vs. FRI; 5/10 vs. MID; 5/18 @ FRI; 6/10 @ MID; 6/13 vs SA; 6/22 @ CC); Tawa (6/4 vs. SPR); Duzenack (6/11 @ MID)

BATTING (CONT.)



STARTS BY BATTING ORDER (TEAM RECORD)										STARTS BY POSITION (TEAM RECORD)								
PLAYER	1	2	3	4	5	6	7	8	9	C	1B	2B	3B	SS	LF	CF	RF	DH
Beer			1-1	17-9							17-9							1-1
Bliss	30-33											25-26		4-5				2-2
Castillo							1-1	8-17	11-6		2-3				3-4	3-7	10-5	2-5
Centeno		1-2	2-1	0-2		2-0	5-4	7-4	3-5	14-8								6-10
Dalesandro							1-2	2-1	12-13	0-1					3-1	10-13	2-1	
De Los Santos				9-9	8-16	13-6	1-1				6-10		25-22					
Del Castillo			0-2	4-4	14-6	4-10	6-8			15-22								13-8
Duzenack	4-0	2-1				0-2	2-3	2-3	4-0			2-1	2-4	2-2	4-1	2-1	2-0	
English			7-5	1-0	1-1		1-0	1-1			8-3				1-2			2-2
Enriquez	1-1	0-1	4-8	0-1		1-0	2-6	6-2	2-5							2-0	13-22	1-2
Guzman							2-3		2-2						3-4		1-1	
Lawlar		32-29												30-28				1-1
Roberts			8-12	1-1	0-3	2-1	10-3	0-1		7-5	2-5				5-6		2-4	5-1
Tawa	1-2	1-3		0-1	7-6	6-10	5-5	7-3				9-9	1-3		5-3	9-10	2-2	1-2
Vicuña								3-4	0-3				1-1	0-1	0-5		2-0	0-1
Vukovich			14-7	4-9	6-4	8-7					1-6		7-6		11-9	10-5	2-0	1-1
Watkins									2-2						1-1		0-1	1-0

5+ GAME HITTING STREAKS (CURRENT IN BOLD)		
PLAYER	LENGTH / DATES	STREAK STATS
Castillo	14 G, 6/4-28	.352 (19-for-54), 3 HR, 2 2B, 3B, 12 RBI, 12 R, 4 SB
English	12 G, 4/19-5/2	.370 AVG (17-for-46), 6 2B, 4 HR, 16 RBI, 7 BB, 8 R
Vukovich	11 G, 4/29-5/16	.348 AVG (16-for-46), 3 2B, 3 HR, 3B, 9 RBI, BB, 9 R
Bliss	10 G, 4/6-4/19	.438 AVG (21-for-48), 3 2B, 2 3B, HR, 8 RBI, 8 R
Del Castillo	10 G, 5/19-5/31	.406 AVG (13-for-32), 2 2B, 2 HR, 8 RBI, 9 BB, 7 R
Tawa	10 G, 5/28-6/15	.395 AVG (15-for-38), 4 HR, 2 2B, 10 RBI, 3 BB, 6 R
Dalesandro	9 G, 5/28-6/24	.407 AVG (11-for-27), 3B, RBI, 4 BB, 3 SB, 5 R
Bliss	9 G, 6/8-18	.395 AVG (17-for-43), 3 HR, 4 2B, 3B, 13 RBI, 10 R
Bliss	9 G, 5/4-5/14	.459 (17-for-37), 4 2B, 4 HR, 8 RBI, 4 BB, 10 R, 3 SB
Bliss	9 G, 5/23-6/3	.357 AVG (15-for-42), 2B, 3B, 2 BB, 3 RBI, 6 SB, 8 R
Lawlar	9 G, 6/6-15	.410 AVG (16-for-39), 2HR, 4 2B, 3B, 4 RBI, 4 BB, 14 R
Lawlar	9 G, 5/23-6/3	.389 AVG (14-for-36), 3 2B, 2 HR, 3 BB, 6 RBI, 3 SB, 6 R
Centeno	8 G, 6/9-30	.286 AVG (10-for-35) 2 2B, 3 R
Duzenack	8 G, 6/15-30	.469 AVG (15-for-32) 4 2B, 2 HR, 9 RBI, 7 R, 3 BB
Bliss	8 G, 4/21-5/2	.412 AVG (14-for-34), 5 2B, HR, 6 RBI, 2 BB, 10 R, 2 SB
Vukovich	7 G, 5/30-6/6	.357 AVG (10-for-28), 3 HR, 4 2B, 3B, 10 RBI, SB, 9 R
Centeno	6 G, 5/20-6/4	.391 AVG (9-for-23), 2 2B, 4 RBI, R
Lawlar	6 G, 6/17-25	.250 AVG (7-for-28), HR, 2 2B, 3B, 5 RBI, BB, 4 R
Lawlar	6 G, 4/12-19	.318 AVG (7-for-22), 2 2B, 2 HR, 5 RBI, 3 BB, 4 R
Roberts	5 G, 6/24-30	.400 AVG (8-for-20), 3 HR, 2 2B, 3B, 5 RBI, 8 R
Del Castillo	5 G, 6/23-29	.533 AVG (8-for-15) HR, 2 2B, 5 RBI, 7 BB, 4 R

FIELDING

CATCHER'S BOX (W/L BASED ON STARTS)						
PLAYER	CS	SB	ATT	CS %	PB	W-L
Centeno	5	19	24	.208	3	14-8
Dalesandro	0	4	4	.000	0	0-1
Del Castillo	12	36	47	.255	7	15-22
Roberts	5	12	17	.294	4	7-5
TOTAL	22	70	92	.239	14	36-36

TEAM FIELDING						
%	G	PO	A	E	DP	PB
.980	72	1883	606	52	43	14

MULTI-RUN INNINGS		
RUNS	NO. OF TIMES	LAST
2	52	6/30 vs TUL, 2nd inning
3	24	6/28 vs TUL, 8th inning
4	13	6/23 @ CC, 8th inning
5	4	6/13 vs SA, 7th inning
6	3	6/17 vs SA, 4th inning
7	5	6/29 vs TUL, 1st inning
8+	-	

SCORE BY INNING												
	1	2	3	4	5	6	7	8	9	10	11+	TOTAL
OPP	62	40	52	46	73	65	42	27	27	2	3	439
AMA	55	29	38	44	48	51	69	52	22	3	2	413

ERRORS BY POSITION		
POSITION	SOD POODLES	OPPONENT
C	10	4
1B	6	7
2B	7	5
3B	9	9
SS	6	10
LF	2	2
CF	2	2
RF	2	2
P	8	10
TOTAL	52	51

NOTABLE GAMES



AMARILLO HAVE 5 OR FEWER HITS		
DATE	HITS	OPPONENT
4/15	4	CC
4/20	4	@NWA
4/22	3	@NWA
4/27	5	FRI
5/2	5	@CC
5/4	2	@CC
5/12	5	MID
5/14 (G2)	4	MID
5/16	2	@FRI
5/18	2	@FRI
5/19	4	@FRI
5/21	4	@FRI
5/26	5	@SA
6/20	4	@CC
TOTAL: 14 (4 HOME, 10 ROAD)		

OPPONENTS HAVE 5 OR FEWER HITS		
DATE	HITS	OPPONENT
4/7	3	@FRI
4/19	2	@NWA
4/20	4	@NWA
4/27	5	FRI
5/2	3	@CC
5/3	5	@CC
5/4	5	@CC
5/14 (G1)	2	MID
5/21	3	@FRI
5/26	5	@SA
5/27	2	@SA
5/30	3	SPR
6/1	5	SPR
6/3 (G2)	4	SPR
6/7	3	@MID
6/11	3	@ MID
6/24	5	@ CC
6/25	5	@ CC
TOTAL: 18 (5 HOME, 13 ROAD)		

AMARILLO HAVE 10 OR MORE RUNS		
DATE	RUNS	OPPONENT
4/12	13	CC
4/14	10	CC
4/26	12	FRI
4/29	11	FRI
5/5	12	@CC
5/14 (G1)	10	MID
6/8	12	@MID
6/10	13	@ MID
6/13	15	vs SA
6/29	12	vs TUL
TOTAL: 10 (7 HOME, 3 ROAD)		

OPPONENTS HAVE 10 OR MORE RUNS		
DATE	RUNS	OPPONENT
4/6	12	@FRI
4/12	10	CC
4/14	13	CC
4/16	11	CC
4/18	16	@NWA
4/26	11	FRI
4/28	12	FRI
4/30	12	FRI
5/6	12	@CC
5/9	11	MID
5/11	16	MID
5/14 (G2)	13	MID
5/17	10	@FRI
5/23	14	@SA
5/31	13	SPR
6/10	10	@MID
6/15	11	vs SA
6/16	12	vs SA
6/18	11	vs SA
6/20	12	@CC
TOTAL: 20 (13 HOME, 7 ROAD)		

EXTRA INNING GAMES (5) 2-3

DATE	OPP	RESULT	SCORE	W	L	S	TIME
4/20	@NWA	W (10)	3-2	Otanez, M (1-0)	Biasi, D (1-1)	Rice, J (1)	3:08
4/26	FRI	W (10)	12-11	Workman, B (1-0)	Church, M (0-1)	-	3:24
5/20	@FRI	L (10)	8-7	Kelly, A (2-0)	Stumpo (0-1)	-	3:26
6/3 (G1)	SPR	L (8)	5-4	Roycroft, C (1-0)	Backhus, K (0-1)	Granillo, A (2)	2:26
6/30	TUL	L (13)	7-6	Fisher, B (5-1)	Grammes, C (2-2)	-	3:42

PINCH HITTER TOTALS

PLAYER	DATE	SITUATION	RESULT
Watkins	5/9	Bot 8, 2 outs	Triple
Tawa	6/30	Bot 8, 1 out	Sac Fly
Beer	6/30	Bot 11, 0 out	Sac Fly

DOUBLEHEADERS (2) 2-2

DATE	OPP	RESULT	SCORE	W	L	S	TIME
5/14 (G1)	MID	W	10-1	Albright, L (2-2)	Ginn, J (0-2)	-	1:40
5/14 (G2)	MID	L	13-1	Tomioka, S (1-0)	Hill, J (0-3)	-	2:32
6/3 (G1)	SPR	L (8)	5-4	Roycroft, C (1-0)	Backhus, K (0-1)	Granillo, A (2)	2:26
6/3 (G2)	SPR	W	6-1	Olivero, D (2-4)	Hernandez, K (5-2)	-	1:39

WALK-OFF WINS

DATE	SCORE	GAME-WINNING PLAY
4/26	12-11 (10th)	Lawlar RBI-double
6/1	3-2 (7th)	Duzenack two RBI Single

SHUTOUTS (6) 4-2

DATE	OPP	RESULT	SCORE	W	L	S	TIME
4/19	@NWA	W	5-0	Jarvis, B (2-1)	Veneziano, A (1-1)	-	2:29
4/21	@NWA	L	5-0	Hoffmann, A (2-1)	Hill, J (0-1)	-	2:26
4/22	@NWA	L	5-0	Marsh, A (1-0)	Patrick, C (0-3)	-	2:14
5/3	@CC	W	3-0	Pope, A (1-0)	Kouba, R (1-1)	Backhus, K (4)	2:15
5/27	@SA	W	1-0	Patrick, C (2-5)	Snider, D (0-3)	-	2:30
6/7	@MID	W	4-0	Green, J (1-0)	Cusick, R (3-3)	-	2:35

#14 RYLE BACKHUS - LHP

2023 HIGHS: IP - 2.0, K - 4, BB - 2, H - 3, R - 5, ER - 5

HEIGHT: 6'4"

WEIGHT: 185

B/T: L/L

AGE: 25 (1/31/1998 in New Waverly, TX)

25 G

2-2

6/8 SV/SVO

39/13 K/BB

4.96 ERA

OVERALL: 25 G, 2-2, 32.2 IP, 33 H, 18 ER, 6 HR, 39 K, 13 BB JUNE: 10 G, 2-2, 2/4 SVO, 5.25 ERA, 12.0 IP, 13 H, 3 HR, 8 R, 7 ER, 14 K, 6 BB
LAST 10 G: 2-2, 5.25 ERA, 12.0 IP, 13 H, 3 HR, 8 R, 7 ER, 14 K, 6 BB VS. TUL: 1 G, 1-0, 4.50 ERA, 2.0 IP, 3 H, HR, ER, K

Named the D-backs MiLB.com Organization All-Star last season.

Allowed no earned runs in 30 of his 40 appearances in 2022 and logged his season high 2.0 IP 11 separate times.

From 5/14-8/26/2022 (34.2 IP), he held his opponent to 0 earned runs in 22 out of 26 straight appearances, allowing just seven (7) earned runs total (1.84 ERA) with his 61 punchies across 39.0 innings in Hillsboro in 2022 being good for a 14.1 K/9.

In his first 10 games this season, he wielded a 4.00 K:BB (16 K, 4 BB) and held his opponent scoreless seven times.

2023 SPLITS

VS. RHB: .274/.322/.524, 23 H, 42 B, 3B, 12 RBI, 26 K, 5 BB
HOME: 11 G, 1-2, 9.45 ERA, 13.1 IP, 16 H, 15 R, 14 ER, 6 HR, 18 K, 7 BB
W/ RISP: .194/.219/.419, 6 H, HR, 2 BB, 3B, 12 RBI, 11 K

VS. LHB: .227/.358/.386, 10 H, 4 2B, HR, 6 RBI, 13 K, 8 BB
AWAY: 14 G, 1-0, 1.86 ERA, 19.1 IP, 4 ER, 17 H, 21 K, 6 BB

RECENT APPEARANCES

DATE	DEC	P-S	IP	H	R	ER	HR	BB	SO	IR/S
5/25	ND	10-8	1.0	0	0	0	0	0	1	0/0
5/29	ND	34-22	2.0	3	0	0	0	0	1	0/0
6/1	ND	17-11	1.1	0	0	0	0	0	3	1/0
6/3 (G2)	L	24-16	1.0	1	1	0	0	0	1	0/0
6/6	ND	6-4	0.1	1	0	0	0	0	0	2/1
6/9	S (9)	16-8	1.0	0	0	0	0	0	1	0/0
6/11	S (9)	18-11	1.0	0	0	0	0	0	1	0/0
6/15	L (2) BS (1)	25-17	1.1	3	2	2	1	0	1	2/2
6/18	ND	21-16	1.0	2	1	1	1	0	2	0/0
6/22	W (1) BS (2)	44-28	2.0	1	1	1	0	2	2	0/0
6/25	ND	21-13	1.0	2	2	0	1	1	2	0/0
6/28	W (2)	32-21	2.0	3	1	1	1	0	1	0/0

LAST WIN: 6/28/23 vs TUL

LAST LOSS: 6/15/23 vs. SA

LAST SAVE: 6/11/23 @ MID

#20 JEFF BAIN - RHP

2023 HIGHS: IP - 6.0, K - 8, BB - 3, H - 9, R - 8, ER - 7

HEIGHT: 6'4"

WEIGHT: 200

B/T: R/R

AGE: 27 (3/3/1996 in Montebello, CA)

18 G (6 GS)

1-3

-/- SV/SVO

43/16 K/BB

6.84 ERA

OVERALL: 18 G, 6 GS, 1-3, 6.84 ERA, 52.2 IP, 66 H, 49 R, 40 ER, 14 HR, 43 K, 16 BB JUNE: 5 G, 3 GS, 0-1, 9.37 ERA, 16.1 IP, 27 H, 18 R, 17 ER, 5 HR, 19 K, 5 BB
LAST 10 G: 6 GS, 1-2, 6.37 ERA, 35.1 IP, 45 H, 27 R, 25 ER, 8 HR, 30 K, 9 BB VS. TUL: 1 G, 0-0, 4.50 ERA, 2.0 IP, 2 H, ER, K

Named the Midwest League Mid-Season All-Star in 2018 and the California League Mid-Season All-Star in 2019.

Made his professional debut, finishing the season 3-1 with a 4.09 ERA in 14 relief appearances in 2017.

Set a career-high with 13 strikeouts on 6/8 vs. Modesto and had eight (8) quality starts in 2019.

Finished 3rd in the ARI farm system in wins (9) and T-3rd in games pitched (45) across 55 total games with Amarillo and Reno.

2023 SPLITS

VS. RHB: .292/.339/.540, 33 H, 8 2B, 3B, 6 HR, 17 RBI, 24 K, 7 BB
HOME: 9 G (3 GS), 1-2, 6.43 ERA, 28.0 IP, 32 H, 22 R, 20 ER, 6 HR, 26 K, 9 BB ROAD: 9 G (3 GS), 0-1, 7.30 ERA, 24.2 IP, 34 H, 27 R, 20 ER, 8 HR, 17 K, 7 BB
W/ RISP: .308/.372/.677, 20 H, 3 2B, 7 HR, 38 RBI, 14 K, 6 BB

VS. LHB: .333/.409/.707, 33 H, 9 2B, 2 3B, 8 HR, 32 RBI, 19 K, 9 BB
AWAY: 9 G (3 GS), 0-1, 7.30 ERA, 24.2 IP, 34 H, 27 R, 20 ER, 8 HR, 17 K, 7 BB

RECENT APPEARANCES

DATE	DEC	P-S	IP	H	R	ER	HR	BB	SO	IR/S
5/2	ND	24-16	1.2	0	0	0	0	1	2	1/0
5/6	ND	53-33	2.1	2	3	0	0	2	3	2/1
5/11	ND	45-32	3.0	4	2	2	0	0	4	1/0
5/14 (G2)	ND	29-22	2.0	2	0	0	0	0	3	0/0
5/18	L (2)	58-39	4.0	5	5	5	3	1	2	-
5/24	ND	63-41	5.0	5	1	1	0	0	1	-
5/30	W (1)	74-43	5.0	2	1	0	0	3	1	-
6/4	ND	76-52	6.0	7	3	1	0	4	-	-
6/10	ND	75-48	3.0	9	7	2	1	4	-	-
6/16	L (3)	95-56	4.0	9	8	6	2	3	8	-
6/22	ND	24-16	1.1	0	0	0	0	1	2	1/0
6/20	ND	23-14	2.0	2	1	1	0	0	1	0/0

LAST WIN: 5/30/23 vs. SPR

LAST LOSS: 6/16/23 vs. SA

LAST SAVE: 6/25/22 @ CC

#38 CONOR GRAMMES - RHP

2023 HIGHS: IP - 2.0, K - 3, BB - 4, H - 2, R - 3, ER - 2

HEIGHT: 6'1"

WEIGHT: 200

B/T: R/R

AGE: 25 (7/13/1997 in McLean, VA)

11 G

2-2

0/2 SV/SVO

17/14 K/BB

3.68 ERA

OVERALL: 11 G, 2-2, 2 HLD, 14.2 IP, 11 H, 6 ER, HR, 17 K, 14 BB JUNE: 10 G, 1-2, 4.26 ERA, 12.2 IP, 11 H, 6 ER, 14 K, 13 BB

LAST 10 G: 1-2, 4.26 ERA, 2 HLD, 12.2 IP, 11 H, 6 ER, 14 K, 13 BB VS. TUL: 2 G, 0-1, 0.00 ERA, 2.0 IP, H, R, 3 K, 2 BB

Selected by the Arizona Diamondbacks 5th round of the 2019 MLB draft out of Xavier University (Cincinnati, OH).

In games where he logged at least 2.0 innings on the bump (6 G) in 2022, he also posted his most single-game strikeouts, encompassing both of his five (8/4 & 8/13) and four K (8/9 & 8/30) performances.

Across a 12 game stretch, he logged at least two strikeouts in all but one relief appearances from 7/15-9/3/22 (19.0 IP), logging 36 total punch outs (17.1 K/9) across the stretch.

2023 SPLITS

VS. RHB: .148/.333/.222, 4 H, 2 2B, 3 RBI, 12 K, 7 BB, 36 PA
HOME: 6 G, 1-2, 4.50 ERA, 8.0 IP, 7 H, 4 ER, 8 K, 10 BB
W/ RISP: .105/.280/.105, 2 H, 4 RBI, 7 K, 5 BB, 25 PA

VS. LHB: .333/.500/.476, 7 H, HR, 4 RBI, 5 K, 7 BB, 28 PA
AWAY: 5 G, 1-0, 2.70 ERA, 2 HLD, 6.2 IP, 4 H, 9 K, 4 BB

RECENT APPEARANCES

DATE	DEC	P-S	IP	H	R	ER	HR	BB	SO	IR/S
5/28	W	25-14	2.0	0	0	0	0	1	3	0/0
6/1	W	14-9	1.0	1	0	0	0	1	0	0/0
6/4	L BS	31-15	1.1	1	1	1	0	3	2	3/1
6/8	H (1)	30-15	2.0	2	0	0	0	1	2	0/0
6/11	H (2)	21-10	1.0	0	0	0	0	1	2	0/0
6/15	ND	43-23	1.2	2	2	2	0	4	1	0/0
6/18	ND	14-12	2.0	2	1	1	0	0	2	0/0
6/20	ND	6-4	1.0	0	0	0	0	0	0	0/0
6/22	BS (2)	27-14	0.2	2	3	2	1	1	2	0/0
6/28	ND	23-12	1.0	0	0	0	0	1	2	0/0
6/30	L (2)	15-9	1.0	1	1	0	0	1	1	0/0

LAST WIN: 6/1/23 vs. SPR

LAST LOSS: 6/30/23 vs. TUL

LAST SAVE: 5/21/23 @ EUG (A+)

#35 JOSH GREEN - RHP

2023 HIGHS: IP - 3.0, K - 4, BB - 2, H - 3, R - 2, ER - 2

HEIGHT: 6'3"

WEIGHT: 211

B/T: R/R

AGE: 27 (8/31/1995 in Baton Rouge, LA)

18 G

1-0

3/3 SV/SVO

24/7 K/BB

2.28 ERA

OVERALL: 18 G, 1-0, 27.2 IP, 17 H, 7 ER, 2 HR, 24 K, 7 BB JUNE: 9 G, 1-0, 0.00 ERA, 3 SV, 12.1 IP, 6 H, 11 K, 2 BB

LAST 10 G: 1-0, 3 SV, 0.63 ERA, 14.1 IP, 8 H, ER, 12 K, 3 BB VS. TUL: 2 G, 0-0, SV, 1.1 IP, K

Former NWL Mid-Season All-Star (2018), NWL Post-Season All-Star (2018), CAL Pitcher of the Week (6/30/2019) and Baseball America High Class A All-Star (2019).

Began his professional career in Hillsboro and made his professional and A(Short) debut on 6/16/18 and tossed 1.0 innings and allowed one (1) ER on three (3) hits and a walk.

Has an eight game stretch from June 3-29 without a run allowed...In 11.1 IP has allowed just six hits with 10 K and 2 BB.

2023 SPLITS

VS. RHB: .133/.212/.250, 8 H, 2 3B, HR, 6 RBI, 14 K, 6 BB
HOME: 11 G, 0-0, 3.95 ERA, 13.2 IP, 10 H, 6 ER, 2 HR, 13 K, 3 BB
W/ RISP: .100/.136/.200, 2 H, 3B, 5 RBI, 4 K

VS. LHB: .243/.310/.378, 9 H, 2 2B, HR, 2 RBI, 10 K, BB
AWAY: 7 G, 1-0, 0.64 ERA, 14.0 IP, R, ER, 7 H, 11 K, 4 BB

RECENT APPEARANCES

DATE	DEC	P-S	IP	H	R	ER	HR	BB	SO	IR/S
4/30	ND	14-11	1.0	0	0	0	0	0	1	0/0
5/3	H	20-16	2.0	1	0	0	0	0	1	0/0
5/5	ND	28-20	2.0	2	1	1	0	1	1	0/0
6/3 (G2)	ND	17-10	1.0	1	0	0	0	0	1	0/0
6/7	W (1)	27-15	2.0	0	0	0	0	0	1	1/0
6/10	S (1)	11-7	1.0	1	0	0	0	0	1	0/0
6/14	ND	20-17	2.0	1	0	0	0	0	3	0/0
6/17	S (2)	19-11	1.0	1	0	0	0	0	0	0/0
6/21	ND	19-14	2.0	2	0	0	0	0	2	0/0
6/25	ND	27-17	2.0	0	0	0	0	0	1	2/0
6/29	S (3)	4-2	0.1	0	0	0	0	0	0	3/0
6/30	ND	12-9	1.0	0	0	0	0	0	0	1/0

LAST WIN: 6/7/23 @ MID

LAST LOSS: 8/3/22 @ FRI

LAST SAVE: 6/29/23 vs. TUL

#40 CHRISTIAN MONTES DE OCA - RHP

2023 HIGHS: IP - 2.1, K - 3, BB - 2, H - 5, R - 3, ER - 3

HEIGHT: 6'4"

WEIGHT: 230

B/T: R/R

AGE: 23 (8/30/1999 in Santo Domingo, Dominican Republic)

20 G

0-1

2/3 SV/SVO

21/14 K/BB

5.33 ERA

OVERALL: 20 G, 0-1, 6 HLD, 25.1 IP, 20 H, 15 ER, HR, 21 K, 14 BB JUNE: 4 G, 0-0, 1.69 ERA, 2 HLD, 5.1 IP, H, ER, 3 K, 4 BB

LAST 10 G: 0-1, 6.94 ERA, 11.2 IP, 14 H, 9 R, 9 ER, 6 K, 7 BB VS. TUL: 1 G, 0-0, 0.00 ERA, 2.0 IP, K, HB

Allowed runs in just two of his 10 games with Low-A Visalia to begin his professional career in 2022.

Made his professional debut on 4/21/2022 vs. San Jose tossing two scoreless innings where he struck out five batters.

Was a perfect 13-for-13 in save opportunities, tied for the most in the Diamondbacks farm system in 2022.

By April's end, he earned a 1.02 WHIP and a .139 BAA (5-for-36) in seven relief appearances (10.2 IP).

2023 SPLITS

VS. RHB: .169/.234/.254, 10 H, HR, 3B, 6 RBI, 17 K, 4 BB
HOME: 9 G, 0-0, 7.71 ERA, 11.2 IP, 10 ER, 13 H, 10 K, 8 BB
W/ RISP: .357/.441/.464, 10 H, 3 2B, 12 RBI, 10 K, 4 BB

VS. LHB: .313/.465/.469, 10 H, 5 2B, 9 RBI, 4 K, 10 BB
AWAY: 11 G, 0-1, 3.29 ERA, 13.2 IP, 7 H, 5 ER, HR, 11 K, 6 BB

RECENT APPEARANCES

DATE	DEC	P-S	IP	H	R	ER	HR	BB	SO	IR/S
5/7	ND	12-8	1.0	0	0	0	0	0	0	0/0
5/10	ND	24-14	1.0	1	1	1	0	1	1	0/0
5/14 (G2)	ND	20-18	1.0	5	3	3	0	0	0	0/0
5/18	ND	20-14	1.0	3	2	2	0	0	1	0/0
5/21	S	10-6	1.0	0	0	0	0	0	1	0/0
5/24	L BS	15-10	0.1	3	2	2	0	1	0	0/0
5/28	H (4)	20-12	1.0	0	0	0	0	1	0	0/0
5/31	ND	30-19	2.0	2	1	1	0	1	1	0/0
6/4	H (5)	22-12	0.1	1	1	1	0	2	1	0/0
6/8	ND	24-12	2.0	0	0	0	0	1	0	0/0
6/11	H (6)	18-11	1.0	0	0	0	0	1	1	0/0
6/30	ND	20-14	2.0	0	0	0	0	0	1	0/0

LAST WIN: N/A

PITCHER STARTS: Albright (15), Olivero (14), Patrick (14), Hill (13), Bain (6), Tineo (4), Jarvis (3), Solomon (2), Davies (1)

TEAM PITCHING

HOME VS. ROAD TEAM PITCHING

PITCHING STREAKS

CONSECUTIVE SCORELESS APPEARANCES

PLAYER	LENGTH (IP) - DATES	STREAK STATS	PLAYER	LENGTH - DATES	STREAK STATS
Green	12.1 - 6/3-30	9 G, 6 H, 11 K, 2 BB	Green	9 G, 6/3-30	6 H, 11 K, 2 BB, 45 BF
Saalfrank	12.1 - 5/4-5/30	9 G, 3 H, 18 K, 5 BB, HB	Backhus	9 G - 5/18-6/11	10 H, 14 K, 4 BB, HB
Patrick	11.1 - 5/21-6/3	3 GS, 3 H, 12 K, 4 BB	Saalfrank	8 G - 5/7-5/30	3 H, 17 K, 5 BB, HB
Backhus	10.2 - 5/18-6/11	9 G, 10 H, 14 K, 4 BB, HB	Pope	6 G - 5/26 - 6/16	4 H, 11 K, 35 BF
Pope	10.1 - 5/26-6/20	7 G, 4 H, 13 K, 2 BB, HB	Backhus	6 G - 4/15-5/3	2 H, 2 BB, 9 K
Backhus	9.1 - 4/12-5/6	8 G, 4 H, 12 K, 2 BB	Rice	4 G, 6/3-15	H, 3 K, 2 BB, HB
Hill	7.1 - 4/8-4/15	2 GS, 6 H, 9 K, 4 BB, HBP	Montes De Oca	3 G, 6/8-30	2 K, 2 BB
Goddard	6.0 - 4/26-5/9	4 G, 8 K, H	Otanez	3 G, 6/21-29	7 K, 3 BB
Workman	5.2 - 5/4-5/17	4 G, 4 H, 8 K, BB	Pope	3 G, 5/10-19	6 H, 6 K, BB
Jarvis	5.1 - 4/13-4/19	2 GS, 9 K, 4 BB	Rice	3 G, 5/14-19	0 H, 4 K, 0 BB 1 SV
Montes De Oca	5.0, 6/8-30	3 G, 2 K, 2 BB	Rice	3 G - 4/20-27	BB, 3 K
Albright	5.0 - 5/2	1 GS, H, 7 K, 2 BB	Grammes	2 G, 6/8-11	2 H, 4 K, 2 BB
Hill	4.2 - 6/24	1 GS, H, K, 3 BB	Saalfrank	2 G, 6/7-10	0 H, 3 K, 2 BB
Hill	4.2 - 6/7	1 GS, 3 H, 5 K, 2 BB, HB	Fisher	2 G - 4/21-25	H, BB, 2 K

EJECTIONS

PLAYER/COACH	DATE/LOCATION	UMPIRE	REASON
Shawn Roof	4/30, HODGETOWN vs. FRI	HP Jarrod Moehlmann	Arguing call
Shawn Roof	5/20, Riders Field @ FRI	3B Steven Rios Jr.	Arguing call
Shawn Roof	6/9, Momentum Bank Ballpark @ MID	3B Sean Sparling	Checked swing
Jamison Hill	6/18, HODGETOWN vs SA	1B Steven Rios Jr.	Words
Shawn Roof	6/18, HODGETOWN, vs SA	HP Malcom Smith	Arguing call
Juan Centeno	6/30, HODGETOWN, vs TUL	HP Jarrod Moehlmann	Arguing call

AWARDS

PLAYER/COACH	AWARD	DATES	STATS
Bryce Jarvis	TEX Pitcher of the Week	4/17-4/23/2023	W, 5.0 IP, 0 H, 8 K, 4 BB
Ryan Bliss	Texas League Player of the Month	April	.410 AVG (34-for-83), 2 HR, 14 RBI, 17 R, 18 G
Chad Patrick	TEX Pitcher of the Week	5/22-5/28/2023	W, 7.0 IP, 2 H, 6 K, 2 BB
Ryan Bliss	Texas League Player of the Month	May	.361 AVG (35-for-97), 5 HR, 13 RBI, 21 R, 23 G
Andrew Saalfrank	Amarillo Player of the Month	May	9 C, 1-0, 1.42 ERA, 12.2 IP
Ryan Bliss	Amarillo Player of the Month	May	.361 AVG (35-for-97), 5 HR, 13 RBI, 21 R, 23 G

2023 MILESTONES ON THE HORIZON

NAME	MILESTONE	TO MEET
Jeff Bain	500 Career Strikeouts	4
Jonathan Guzman	500 Career Hits, 2000 Career At-Bats	63, 33
Austin Pope	250 Career Strikeouts	6
Kyle Backhus	150 Career Strikeouts	9
Hugh Fisher	100 Career Strikeouts	14

2023 MILESTONES REACHED

NAME	MILESTONE	DATE
Luke Albright	150 Career IP	4/7 @ FRI
Ryan Bliss	150 Career Hits	4/14 vs. CC
A.J. Vukovich	150 Career RBI	4/16 vs. CC
Tim Tawa	150 Career Hits	4/16 vs. CC
A.J. Vukovich	150 Career RBI	4/16 vs. CC
Andrew Saalfrank	100 Career Strikeouts	4/20 @ NWA
Jamison Hill	150 Career Strikeouts	4/21 @ NWA
Austin Pope	200 Career Strikeouts	4/21 @ NWA
Austin Pope	200 Career IP	6/24 @ CC
Devison De Los Santos	150 Career RBI	4/26 vs. FRI
Jackson Goddard	150 Career Strikeouts	4/28 vs. FRI
Deyni Olivero	400 Career IP	4/29 vs. FRI
Tristin English	250 Career Hits	4/29 vs. FRI
Adrian Del Castillo	100 Career Hits	4/30 vs. FRI
A.J. Vukovich	250 Career Hits	5/4 @ CC
Michel Otanez	250 Career Strikeouts	5/17 @ FRI
Ryan Bliss	200 Career Hits	5/28 @ SA
Ryan Bliss	100 Career RBI	6/17 vs SA
Kyle Backhus	100 Career IP	6/1 vs. SPR
Deyni Olivero	300 Career Strikeouts	6/3 vs. SPR (G2)
Jordan Lawlar	150 Career Hits	6/3 vs. SPR (G1)
Josh Green	250 Career Strikeouts	6/14 vs SA

SOD POODLES vs. LEAGUE IN 2023 (REGULAR SEASON)

NORTH DIVISION	OVERALL	HOME	AWAY	SOUTH DIVISION	OVERALL	HOME	AWAY
Arkansas	0-0	0-0	0-0	Corpus Christi	8-10	3-3	5-7
NW Arkansas	3-3	0-0	3-3	Frisco	7-8	3-3	4-5
Springfield	4-2	4-2	0-0	Midland	8-4	2-4	6-0
Tulsa	2-1	2-1	0-0	San Antonio	4-8	2-4	2-4
Wichita	0-0	0-0	0-0	---			

SOD POODLES vs. LEAGUE ALL-TIME (REGULAR SEASON)

NORTH DIVISION	OVERALL	HOME	AWAY	SOUTH DIVISION	OVERALL	HOME	AWAY
Arkansas	11-14	6-6	5-8	Corpus Christi	49-47	23-17	26-30
NW Arkansas	18-14	8-5	10-9	Frisco	44-48	25-25	19-23
Springfield	17-14	10-8	7-6	Midland	53-40	26-23	27-17
Tulsa	19-22	10-12	9-10	San Antonio	27-29	12-12	15-17
Wichita	10-8	3-3	7-5	---			

SOD POODLES OFFENSE

Most Runs, Game: 13 (3x: Last: 6/10 @ MID)
Most Runs, Inning: 7 (5x: Last: 6/29 vs. TUL, 1st inning)
Most Hits, Game (Team): 18 (3x: Last: 6/8 @ MID)
Most Hits, Game (Indiv.): 4 (3x: Last: Beer, 6/8 @ MID)
Fewest Hits, Game: 2 (3x: Last: 5/18 @ FRI)
Most Hits, Inning: 8 (5/5 @ CC, 3rd inning)
Most HRs, Game (Team): 4 (2x, Last: 6/13 vs SA)
Most HRs, Game (Indiv.): 2 (2x, Last: Tawa, 6/29 vs TUL)
Most HR, Inning (Team): 3 (6/10 @ MID, 1st, Blis, Vukovich, Del Castillo)
Most SBs, Game (Team.): 7 (4/12 vs. CC)
Most SBs, Game (Indiv.): 3 (Lawlar, 6/29 vs TUL)
Grand Slams: 1 (Vukovich, 6/4 vs. SPR)
Most Runners LOB, Team: 13 (2x, Last: 6/30 vs TUL (13))
Most Runs Combined (Two Teams): 23 (4x: Last: 6/10 @ MID)
Most Hits Combined (Two Teams): 33 (4/12 vs. CC)
Most Home Runs During Series (Two Teams): 25 (6/13-18 vs. SA)
Most Runs To Overcome Deficit: 10 (4/26 vs. FRI)

SOD POODLES DEFENSE

Most Errors, Team: 4 (2x: Last: 5/23 @ SA)
Most Errors, Individual: 2 (Lawlar, 5/23 @ SA)
Most Double Plays: 3 (4/12 vs. CC)

SOD POODLES PITCHING

Most Ks, Team (9 innings): 14 (5/19 @ FRI)
Most Ks, Team (extra innings): 16 (6/30 vs TUL (13))
Most Walks, Team: 11 (2x: Last: 5/26 @ SA)
Shutouts: 4 (Last: 6/7 @ MID)
Complete Games (9 IP): --
Complete Games (7 IP): --
Complete Game Shutout, Individual: --
Complete Game Shutout (9.0 IP) Individual: --
Longest Start: 7.0 IP (2x, Last: Hill, 6/24 @ CC)
Longest Relief Appearance: 3.1 IP (2x: Last: Workman, 4/26 vs. FRI)
Most Ks, Individual: 8 (6x: Last: Albright, 6/30 vs TUL)
Most Walks, Individual: 6 (2x: Last: Olivero, 5/23 @ SA)

OPPONENTS OFFENSE

Most Runs, Game: 16 (2x: Last: 5/11 vs. MID)
Most Runs, Inning: 8 (2x: Last: 5/17 @ FRI, 5th inning)
Most Hits, Game (Team): 19 (5/11 vs. MID)
Most Hits, Game (Indiv.): 5 (2x: Last: Calabuig, 5/11 vs. MID)
Fewest Hits, Game: 2 (3x: Last: 5/27 @ SA)
Most Hits, Inning: 7 (2x, Last: 6/20 @ CC)
Most HRs, Game (Team): 5 (5/9 vs. MID)
Most HRs, Game (Indiv.): 3 (Rave, 4/18 @ NWA)
Most SBs, Game (Indiv.): 3 (Acuña, 4/30 vs. FRI)
Grand Slams Against: 5 (Last: Hicks, 5/20 @ FRI)
Most Runners LOB, Team: 14 (5/26 @ SA)
Most Runs To Overcome Deficit: 6 (5/20 @ FRI)

OPPONENTS PITCHING

Most Ks Team (9 innings): 17 (6/14 vs SA)
Most Ks, Team (extra innings): 15 (6/30 vs TUL)
Most Walks, Team: 12 (6/20 @ CC)
Most Ks, Individual: 10 (Leiter, 5/17 @ FRI)
Most Walks, Individual: 5 (2x, Last: Kouba, 6/20 @ CC)

OPPONENTS DEFENSE

Most Errors, Team: 3 (3x, Last: 6/13 vs SA)
Most Errors, Individual: 3 (Whitcomb, 4/12 vs. CC)
Most Double Plays: 3 (6/8 @ MID)

MISCELLANEOUS

Longest Home Game Time (9 innings): 3:36 (6/15 vs. SA)
Shortest Home Game Time (9 innings): 2:11 (5/30 vs. SPR)
Longest Road Game Time (9 innings): 3:13 (5/5 @ CC)
Shortest Road Game Time (9 innings): 2:05 (5/2 @ CC)
Longest Game Time (7 innings): 2:32 (5/14 vs. MID, G2)
Shortest Game Time (7 innings): 1:39 (6/3 vs. SPR, G2)
Longest Extra-Inning Game: 3:42 (6/30 vs TUL)
Longest Game (Innings): 13 (6/30 vs TUL)
Longest Game Delay (Home): 0:40, 5/31 vs. SPR (rain)
Longest Game Delay (Road): 1:53, 5/19 @ FRI (rain)
Highest Attendance (Home): 7,258 (6/17 vs. SA)
Highest Attendance (Road): 10,019 (5/16 @ FRI)
Lowest Attendance (Home): 3,231 (4/25 vs. FRI)
Lowest Attendance (Road): 2,190 (6/11 @ MID)

LAST TIME IT HAPPENED - 2023

SOD POODLES (INDIVIDUAL)

Perfect Game:
No-Hitter (Individual):
No-Hitter (Combined):
No-Hitter (7-Inning):
1-Hitter (Individual):
1-Hitter (Combined):
2-Hitter (Individual):
2-Hitter (Combined): 3x: Last: 5/27 @ SA, Patrick/Saalfrank
3-Hitter (Combined): 6x: Last: 6/11 @ MID, Albright/Montes De Oca, Grammes/Backhus
3-Hitter (Individual):
Complete Game Shutout (9 Inning):
Complete Game Shutout (7 Inning):
10 or more strikeouts (P):
Four (4) Hits: 3x, Last: Seth Beer (6/8 @ MID)
Five (5) Hits:
Six (6) Hits:
Three (3) Doubles:
Four (4) Doubles:
Two (2) Triples:
Two HR Game: 2x, Last: Tawa (6/29 vs TUL)
Three HR Game:
Grand Slam (Home): Vukovich (6/4 vs. SPR)
Grand Slam (Road):
Inside-The-Park HR:
Back-To-Back HRs: 3x: Last: Del Castillo/De Los Santos (6/13 vs. SA)
Back-To-Back-To-Back HRs:
HR, Both Sides of the Plate:
Hitting for the Cycle:

HR in 2 straight games: 12x: Last: Roberts (6/25-28 @ CC, vs TUL)
HR in 3 straight games:
HR in 4 straight games:
Triple in 2 straight games:
Five (5) RBI: Tawa (6/29 vs TUL)
Six (6) RBI:
Three Runs: 11x: Last: Lawlar (6/29 vs TUL)
Four Runs: Vukovich (6/10 @ MID)
Five Runs:
Two Stolen Bases: 8x: Last: Lawlar (6/10 @ MID)
Three Stolen Bases: Lawlar (6/29 vs TUL)
Four Stolen Bases:
Steal of home (straight):
Steal of home (double steal): 2x, Last: Bliss/Lawlar, 6/22 @ CC
Four (4) Walks: Roberts (5/31 vs. SPR)
Five (5) Walks:
10 Total Bases in a game:

SOD POODLES TEAM

20 Runs, Game:
20 Hits, Game:
10+ Runs, Inning:
Back-to-back 15-hit games:
Everyone in order gets a hit: 5x: Last: 6/29 vs TUL
Everyone in order scores a run: 5/5 @ CC
Only player in order to get a hit:
15+ Strikeouts, Game (Batting): 2x, Last: 6/30 vs TUL (15)
Triple Play:
Winning Streak: 7 (6/6-6/13)
Losing Streak: 4 (2x: Last: 5/23-5/26)



HIGHS & LOWS - ALL TIME



SOD POODLES OFFENSE

Most Runs, Game: 20 (9/11/21 vs. TUL)
Most Runs, Inning: 11 (6/11/22 vs. FRI, 8th inning)
Most Hits, Game: 24 (9/11/21 vs. TUL)
Most Hits, Game (Indiv.): 5 (3x: Last:Barrosa, 7/22 @MID)
Fewest Hits, Game: 0 (5/26/22 @ ARK)
Most HRs, Game (Team): 7, (6/5/21 @ FRI)
Most HRs, Game (Indiv.): 3, Olivares (5/5/19 vs. ARK)
Grand Slams: 12 (Last: Vukovich, 6/4 vs. SPR, 5th inning)
Most SBs, Game (Team.): 7 (4/12/23 vs. CC)
Most SBs, Game (Indiv.): 3 (6x: Last: Lawlar, 6/29/23 vs. TUL)
Most Runners LOB, Team: 14 (3x: Last: 7/30/21 vs. SA)
Most Runs Combined (Two Teams): 33 (4/12/23 vs. CC)
Most Hits Combined (Two Teams): 37 (2x: Last: 4/23/22 vs SA)
Most Home Runs During Series (Two Teams): 34 (9/7-12/21 vs. TUL)
Most Runs To Overcome Deficit: 10 (4/26/23 vs. FRI)

SOD POODLES DEFENSE

Most Errors, Team: 5 (6/19/21 vs. MID)
Most Errors, Individual: 2 (26x: Last: Lawlar, 5/23/23 @ SA)
Most Ground Into Double Plays: 4 (2x: Last: 9/17/21 vs. FRI)

SOD POODLES PITCHING

Most Ks, Team (9 innings): 17 (2x: Last: 5/9/21 @ TUL)
Most Ks, Team (extra innings): 19 (5/11/19 @ CC)
Most Walks, Team: 12 (8/27/22 @ CC)
Shutout: 24x: Last: 6/7/23 @ MID
Last Complete Game (9 IP): --
Last Complete Game (7 IP): Nelson (G1, 9/1/21 @ SA)
Last Complete Game (5 IP): Walston (7/29/22 vs. CC)
Last Complete Game Shutout: Frias (8/1/21 vs. SA (7))
Longest Start: 8.0 IP (Cecconi, 6/8/22 vs FRI)
Longest Relief Appearance: 3.1 IP (4x, last: Workman, 4/26 vs FRI)
Most Ks, Individual: 12 (4x: Last: Pfaadt: 6/23/22 @ CC)
Most Walks, Individual: 7 (Nelson, 7/6/21 @ SA)



LAST TIME IT HAPPENED - ALL TIME

SOD POODLES (INDIVIDUAL)

Perfect Game:
No-Hitter (Individual):
No-Hitter (Combined):
No-Hitter (7-Inning): 2x: Tabor, 7/11/21 @ SA; Frias, 8/1/21 vs. SA
1-Hitter (Individual): 7/29/22 (Walston, 5-inning game)
1-Hitter (Combined): 2x: Last: 4/16/22 (Jarvis, Weiss - 7 inning game)
2-Hitter (Individual):
2-Hitter (Combined): 5x: Last: 5/27/23 @ SA, Albright/Saalfrank
3-Hitter (Combined): 21x: Last: 6/11/23 @ MID, Albright/MontesDeOca/Garrrmes/Backhus
3-Hitter (Individual):
Complete Game Shutout (9 Inning):
Complete Game Shutout (7 Inning): 2x: Tabor, 7/11/21 @ SA; Frias, 8/1/21 vs. SA
10 or more strikeouts: 14x, Last: Walston (7/29/22 vs. CC)
Four (4) Hits: 31x: Last: Beer (6/8/23 @ MID)
Five (5) Hits: 3x: Last: Ceden0 (8/18/22 @ MID)
Six (6) Hits:
Three (3) Doubles: 3x: Last: Carroll, (4/23/22 vs SA)
Four (4) Doubles:
Two (2) Triples:
Two HR Game: 31x: Last: Tawa (6/29/23 vs. TUL)
Three HR Game: Olivares, 5/5/19 @ ARK
Grand Slam (Home): 10x: Last: Vukovich, 6/4/23 vs. SPR
Grand Slam (Road): 2x: Last: De La Cruz, 6/5/21 @ FRI
Inside-The-Park HR: 4x: Last: Basabe (6/19/21 vs WCH)
Back-To-Back HRs: 19x: Last: Del Castillo/De Los Santos (6/13/23 vs. SA)
Back-To-Back-To-Back HRs:
B-2-B-2-B-2-B HRs: 9/11/21 vs. TUL - Garrett/Kennedy/Fletcher/Canzone (3rd inning)
HR, Both Sides of the Plate: 3x: Last: Stankiewicz (7/15/22 vs SA)
Hitting for the Cycle:

OPPONENTS OFFENSE

Most Runs, Game: 21 (2x: Last: 9/2/22 vs. FRI)
Most Runs, Inning: 11 (9/2/22 vs. FRI, 5th inning)
Most Hits, Game (Team): 23 (9/2/22 vs. FRI)
Most Hits, Game (Indiv.): 6 (Guldborg, 4/10/22 vs MID)
Fewest Hits, Game: 0 (2x: Last: 8/1/21 vs. SA - Frias no-hitter)
Most HRs, Game (Team): 9 (Last: 5/17/22 vs. TUL)
Most HRs, Game (Indiv.): 4 (Chandler Redmond, 8/10/22 vs SPR)
Most SBs, Game (Indiv.): 3 (Acuña, 4/30/23 vs. FRI)
Grand Slams: 23 (Last: Hicks, 5/20/23 @ FRI, off Hill, 5th inning)
Most Runners LOB, Team: 16 (4/10/22 vs. MID)
Most Runs To Overcome Deficit: 10 (7/18/21 @ MID)

OPPONENTS PITCHING

Most Ks Team (9 innings): 17 (3x: Last: 6/14/23 vs SA)
Most Ks, Team (extra innings): 19 (5/11/19 @ CC, 10)
Most Walks, Team: 12 (6/20 @ CC)
Shutout: 21x: Last: 4/22/23 @ NWA
Last Complete Game: Jones (5/26/22 (2) @ ARK)
Last Complete Game Shutout (7 IP): Jones (5/26/22 (2) @ ARK)
Most Ks, Individual: 14 (Dustin May, 6/22/19 @ TUL)
Most Walks, Individual: 7 (Robaina, 7/31/22 vs. CC)

OPPONENTS DEFENSE

Most Errors, Team: 4 (5x: Last: 7/22/22 @ MID)
Most Errors, Individual: 3 (3x: Last: Whitcomb, 4/12/23 vs. CC)
Most Ground Into Double Plays: 4 (2x: Last: 9/14/22 @ SA)

MISCELLANEOUS

Longest Home Game Time (9 innings): 4:08 (9/11/21 vs. TUL)
Shortest Home Game Time (9 innings): 2:01 (6/8/22 vs FRI)
Longest Road Game Time (9 innings): 3:34 (7/29/19 @ NWA)
Shortest Road Game Time (9 innings): 1:50 (8/21/22 @ MID)
Longest Game Time (7 innings): 2:36 (9/1/21 @ SA)
Shortest Game Time (7 innings): 1:29 (5/26/22 (2) @ ARK)
Longest Extra-Inning Game: 4:08 (4/22/22 vs. SA, 11)
Longest Game (Innings): 13 (6/30/23 vs TUL)
Longest Game Delay (Home): 3:15 (5/18/21 vs. MID)
Longest Game Delay (Road): 1:53 (5/19/23 @ FRI)
Highest Attendance (Home): 7,481 (7/3/22 vs. NWA)
Highest Attendance (Road): 10,366 (5/18/19 @ FRI)
Lowest Attendance (Home): 3,851 (6/1/22 vs. MID)
Lowest Attendance (Road): 1,906 (8/17/22 @ MID)
Largest Margin of Victory: 15 (19-4, 6/9/21 vs. CC)
Largest Margin of Defeat: 19 (21-2, 9/2/22 vs. FRI)

SOD POODLES TEAM

20 Runs, Game: 20, 9/11/21 vs. TUL
20 Hits, Game: 5x: Last: 20, 8/18/22 @ MID
10+ Runs, Inning: 2x: Last: 6/11/22 vs. FRI (11, 8th inning)
Back-to-back 15-hit games: 2x: Last: 4/22-4/23/22 vs. SA
Everyone in order gets a hit: 31x: Last: 6/29/23 vs. TUL
Everyone in order gets multiple-hits: 5/8/22 vs. MID
Everyone in order scores a run: 7x: Last: 5/5/23 @ CC
Only player in order to get a hit: 4x: Last: Diaz, G1, 9/1/21 @ SA
15+ Strikeouts, Game (Batting): 18x: Last: 6/30/23 vs TUL (15)
Triple Play:
Winning Streak: 7 (6/6-13/23)
Losing Streak: 7 (7/30-8/6/22)

[illegible][illegible][illegible]

Game	Date	Opponent	W/L	Winning Pitcher	Losing Pitcher	Save	Record	Standing	Attendance	TOG
1	4/6	@ FRI	L, 12-4	Anderson, G (1-0)	Jarvis, B (0-1)	-	0-1	T-2nd (-1.0)	8,320	2:28
2	4/7	@ FRI	W, 3-1	Albright, L (1-0)	Krauth, N (0-1)	Backhus, K (1)	1-1	T-1st (+0.5)	8,655	2:16
3	4/8	@ FRI	W, 5-3	Rice, J (1-0)	Starr, N (0-1)	Vizcaino, R (1)	2-1	T-1st (+1.0)	9,030	2:57
4/9-10		OFF								
4	4/11	CC	L, 5-4	Melendez, J (1-0)	Patrick, C (0-1)	Macuare, A (1)	2-2	T-2nd (-1.0)	5,452	2:26
5	4/12	CC	W, 13-10	Mantiply, J (1-0)	Robaina, J (0-1)	-	3-2	T-1st (+1.0)	4,093	3:16
6	4/13	CC	W, 5-2	Jarvis, B (1-1)	Cobos, F (0-1)	Montes De Oca, C (1)	4-2	1st (+1.0)	4,547	2:39
7	4/14	CC	L, 13-10	Sprinkle, J (1-0)	Albright, L (1-1)	-	4-3	T-1st (+1.0)	6,417	2:54
8	4/15	CC	W, 5-3	Mantiply, J (2-0)	Gordon, C (0-2)	Backhus, K (2)	5-3	1st (+1.0)	6,146	2:28
9	4/16	CC	L, 11-5	Melendez, J (2-0)	Patrick, C (0-2)	-	5-4	T-1st (+1.0)	5,187	2:54
4/17		OFF								
10	4/18	@ NWA	L, 16-6	Del Rosario, Y (1-0)	Olivero, D (0-1)	-	5-5	T-1st (+1.0)	2,399	2:40
11	4/19	@ NWA	W, 5-0	Jarvis, B (2-1)	Veneziano, A (1-1)	-	6-5	T-1st (+1.0)	2,792	2:29
12	4/20	@ NWA	W, 3-2 (10)	Otanez, M (1-0)	Biasi, D (1-1)	Rice, J (1)	7-5	1st (+0.5)	3,751	3:08
13	4/21	@ NWA	L, 5-0	Hoffmann, A (2-1)	Hill, J (0-1)	-	7-6	T-1st (+1.0)	4,690	2:26
14	4/22	@ NWA	L, 5-0	Marsh, A (1-0)	Patrick, C (0-3)	-	7-7	T-1st (+3.0)	4,856	2:14
15	4/23	@ NWA	W, 6-2	Saalfrank, A (1-0)	Way, B (0-2)	-	8-7	T-1st (+0.5)	4,640	2:48
4/24		OFF								
16	4/25	FRI	W, 9-7	Rice, J (2-0)	Starr, N (1-2)	Backhus, K (3)	9-7	T-1st (+1.0)	3,231	2:34
17	4/26	FRI	W, 12-11 (10)	Workman, B (1-0)	Church, M (0-1)	-	10-7	1st (+1.0)	3,275	3:24
18	4/27	FRI	L, 5-1	Roby, T (1-2)	Bain, J (0-1)	-	10-8	1st (+0.5)	6,239	2:38
19	4/28	FRI	L, 12-6	Speas, A (1-0)	Patrick, C (0-4)	-	10-9	2nd (-0.5)	4,393	2:55
20	4/29	FRI	W, 11-4	Olivero, D (1-1)	Leiter, J (0-2)	-	11-9	1st (+0.5)	5,928	2:38
21	4/30	FRI	L, 12-7	Church, M (1-1)	Tineo, M (0-1)	-	11-10	T-1st (+0.5)	5,125	2:53
5/1		OFF								
22	5/2	@ CC	L, 3-1	Robaina, J (1-2)	Fisher, H (0-1)	-	11-11	T-2nd (-1.0)	2,774	2:05
23	5/3	@ CC	W, 3-0	Pope, A (1-0)	Kouba, R (1-1)	Backhus, K (4)	12-11	T-1st (+1.5)	2,401	2:15
24	5/4	@ CC	L, 6-1	Gordon, C (2-2)	Patrcik, C (0-5)	-	12-12	T-2nd (-1.0)	3,678	2:11
25	5/5	@ CC	W, 12-8	Goddard, J (1-0)	Plumlee, P (0-1)	-	13-12	T-1st (+2.5)	4,651	3:13
26	5/6	@ CC	L, 12-7	VanWey, L (1-0)	Tineo, M (0-2)	-	13-13	T-2nd (-1.0)	4,327	2:49
27	5/7	@ CC	L, 5-4	Arrighetti, S (2-2)	Albright, L (1-2)	McDonald, C (1)	13-14	T-2nd (-2.0)	4,726	2:28
5/8		OFF								
28	5/9	MID	L, 11-9	Supak, T (2-0)	Hill, J (0-2)	-	13-15	2nd (-3.0)	6,284	2:47
29	5/10	MID	W, 6-3	Saalfrank, A (2-0)	Salinas, R (1-2)	-	14-15	2nd (-2.0)	4,495	2:20
30	5/11	MID	L, 16-6	Pérez, F (1-0)	Olivero, D (1-2)	-	14-16	2nd (-3.0)	5,363	2:56
31	5/12	MID	L, 6-1	Cushing J (1-0)	Tineo, M (0-3)	-	14-17	3rd (-4.0)	7,165	2:27
	5/13	MID	PPD							
32	5/14(1)	MID	W, 10-1	Albright, L (2-2)	Ginn, J (0-2)	-	15-17	-	0	1:40
33	5/14(2)	MID	L, 13-1	Tomioka, S (1-0)	Hill, J (0-3)	-	15-18	3rd (-4.0)	4,621	2:32
5/15		OFF								
34	5/16	@ FRI	L, 3-2	Church, M (2-2)	Goddard, J (1-1)	Starr, N (1)	15-19	3rd (-4.0)	10,019	2:30
35	5/17	@ FRI	L, 10-4	Leiter, J (2-2)	Olivero, D (1-3)	-	15-20	T-4th (-4.0)	2,890	2:27
36	5/18	@ FRI	L, 7-1	Garcia, R (1-3)	Bain, J (0-2)	-	15-21	5th (-4.0)	3,480	2:13
37	5/19	@ FRI	W, 2-1	Albright, L (3-2)	White, O (1-1)	Rice, J (2)	16-21	T-4th (-4.0)	5,943	2:24 (1:53)
38	5/20	@ FRI	L, 8-7 (10)	Kelly, A (2-0)	Stumpo, M (0-1)	-	16-22	T-4th (-5.0)	7,070	3:26
39	5/21	@ FRI	W, 3-1	Patrick, C (1-5)	Church, M (2-3)	Montes De Oca, C (2)	17-22	T-4th (-5.0)	6,306	2:32
5/22		OFF								
40	5/23	@ SA	L, 14-4	Bachar, L (2-0)	Olivero, D (1-4)	-	17-23	5th (-5.0)	5,054	2:48
41	5/24	@ SA	L, 4-3	Hernandez, N (3-1)	Montes De Oca, C (0-1)	-	17-24	5th (-5.0)	4,990	2:35
42	5/25	@ SA	L, 5-4	Kopps, K (3-0)	Otanez, M (1-1)	Jacob, A (1)	17-25	5th (-6.0)	3,549	2:35
43	5/26	@ SA	L, 8-2	Wolf, J (3-5)	Hill, J (0-4)	-	17-26	5th (-7.0)	4,124	2:57
44	5/27	@ SA	W, 1-0	Patrick, C (2-5)	Snider, D (0-3)	Saalfrank, A (1)	18-26	5th (-6.0)	4,828	2:30
45	5/28	@ SA	W, 9-3	Grammes, C (1-0)	Henry, H (1-2)	-	19-26	5th (-5.0)	3,530	2:46
5/29		OFF								
46	5/30	SPR	W, 7-1	Bain, J (1-2)	Gragg, L (0-3)	-	20-26	5th (-4.0)	4,179	2:11
47	5/31	SPR	W, 13-8	Stumpo, M (1-1)	Sawyer, L (1-2)	-	21-26	4th (-4.0)	4,177	3:03
48	6/1	SPR	W, 3-2	Grammes, C (2-0)	Pereira, W (3-3)	-	22-26	4th (-4.0)	4,690	1:54
49	6/2	SPR	PPD							
49	6/3 (1)	SPR	L, 5-4 (8)	Roycroft, C (1-0)	Backhus, K (0-1)	Granillo, A (2)	22-27	4th (-3.5)	-	2:26
50	6/3 (2)	SPR	W, 6-1 (7)	Olivero, D (2-4)	Hernandez, K (5-2)	-	23-27	4th (-4.0)	6,502	1:39
51	6/4	SPR	L, 6-5	Sawyer, L (2-2)	Grammes, C (2-1)	-	23-28	4th (-4.0)	5,636	2:44



SOD POODLES 2023 DAY-BY-DAY

[illegible]