



**SOD
POODLES
BASEBALL
CLUB**

NEWS & NOTES

HODGETOWN

715 S. BUCHANAN ST

AMARILLO, TEXAS 79101

806-803-7762

TWITTER: @SODPOODLES

Sod Poodles Media Relations Department: Director, Cory Hilborne - CoryH@SodPoodles.com, 806-803-9614

Arkansas Travelers (69-56, 24-32)

RHP Ethan Lindow (2-3, 4.46 ERA)

VS.

Amarillo Sod Poodles (68-58, 34-23)

RHP Yilber Diaz (Double-A Debut)

Tuesday, September 5, 2023 • 6:35 PM CT • Dickey-Stephens Park • Radio: KVWE-102.9 FM • Game 127 • Road Game 64

UPCOMING GAMES

DAY	DATE	OPPONENT	PROBABLE PITCHERS	TIME (CT)	RADIO
Wed	Sept 6	@ ARK	RHP Alex Valverde (0-2, 8.10 ERA) vs. RHP Dylan Ray (0-1, 6.35 ERA)	6:35 PM	KVWE-102.9 FM
Thur	Sept 7	@ ARK	RHP Kyle Tyler (7-11, 5.89 ERA) vs. RHP Jamison Hill (7-6, 4.50 ERA)	6:35 PM	KVWE-102.9 FM
Fri	Sept 8	@ ARK	RHP Sean Semple (3-6, 5.20 ERA) vs. LHP Yu-Min Lin (3-2, 5.06 ERA)	7:05 PM	KVWE-102.9 FM

ARK SEASON RESULTS

Date	Site	Result
8/15	vs. ARK	W, 8-7
8/16	vs. ARK	W, 17-6
8/17	vs. ARK	L, 8-6
8/18	vs. ARK	W, 6-5
8/19	vs. ARK	L, 7-5
8/20	vs. ARK	W, 7-5
9/5	@ ARK	
9/6	@ ARK	
9/7	@ ARK	
9/8	@ ARK	
9/9	@ ARK	
9/10	@ ARK	

ARKANSAS SERIES CAPSULE

2023 at Home: 4-2
2023 on Road: 0-0
All-Time at Home: 10-8
All-Time on Road: 5-8
All-Time Totals: 15-16

STREAKS

Last 5 Games: 3-2
Last 10 Games: 6-4
Longest 2023 Winning Streak: 7
Longest 2023 Losing Streak: 4 (2x)
All-Time W/L: 265-253

LEAGUE STANDINGS

TEXAS LEAGUE 2ND HALF

North (W-L-PCT-GB)		
WICHITA	32-25	.561
SPRINGFIELD	29-28	.509
NW ARKANSAS	28-29	.491
ARKANSAS	24-32	.429
TULSA	22-35	.386

South (W-L-PCT-GB)		
AMARILLO	34-23	.596
MIDLAND	30-27	.526
CORPUS CHRISTI	29-28	.509
FRISCO	29-29	.500
SAN ANTONIO	28-29	.491

OVERALL

North (W-L-PCT-GB)		
*ARKANSAS	69-66	.552
SPRINGFIELD	63-63	.500
TULSA	63-63	.500
WICHITA	60-65	.480
NW ARKANSAS	57-69	.452

South (W-L-PCT-GB)		
AMARILLO	68-58	.540
*SAN ANTONIO	65-61	.516
CORPUS CHRISTI	62-64	.492
MIDLAND	62-64	.492
FRISCO	60-66	.476

*Clinched 1st half

TEAM LEADERS

AVERAGE: .276 - Roberts
HITS: 107 - De Los Santos
2B: 22 - Roberts
TRIPLES: 8 - Roberts
HOME RUNS: 22 - Vukovich
RBI: 90 - Vukovich
OPS: .919 - Roberts
SB: 19 - Castillo
SO (P): 136 - Albright
SAVES: 6 - Montes De Oca
ERA: 3.89 - Grammes
WINS: 8 - Albright

ATTENDANCE

Last: 4,888
Total: 324,125
Average: 5,402
No. of Sellouts: 23

DEJA DUZE: Camden Duzenack made it consecutive games with a home run after leading off the bottom of the third with a solo shot. His home run on Saturday night also was to lead off the bottom of the third and extended Amarillo's lead to two runs. Duzenack continues his tear at the plate, upping his season AVG to .332 through 56 games. He has been even better at HODGETOWN, now hitting .344 (32-for-93) with six doubles, four home runs, and 16 RBI in 25 games played in front of the HODGETOWN faithful. He has hit safely in 19 of the 25 games he has played at home this year while donning an Amarillo uniform. Duzenack's consecutive games with a home run made it 24 times that an Amarillo player has done that, and the first time for Duzenack who is up to nine home runs on the season.

PUT IT IN THE RECORD BOOKS: Neyfy Castillo's third-inning three-run home run set the Amarillo single-season franchise high for long balls with the 180th of the season. Amarillo set the record last season, hitting 179 in 137 games played. The Sod Poodles have 12 games remaining in the regular season to add to the new record. Amarillo's 182 home runs are 17 more than the next closest Texas League team. Corpus Christi holds down the second spot in the Texas League with 165 home runs in 2023, though they have not played their game against Frisco yet today. The Sod Poodles have the second-most long balls in all of Double-A this year, trailing Somerset (Double-A, New York Yankees) who have hit 184.

THAT'S TEXAS LEAGUE PLAYER OF THE WEEK SETH BEER TO YOU: Seth Beer ended his week by going 2-for-4 with a double, RBI, a walk, and two runs scored on Sunday. For the week against the RockHounds, Beer finished 10-for-19 with four home runs, two doubles, eight RBI, nine runs scored, two walks, and a hit by pitch. For his efforts, Beer was named Texas League Player of the Week which was announced on Monday. Beer has been one of the hottest hitters in the Amarillo lineup since coming back from the All-Star Break, hitting .304 (41-for-135) with 10 doubles, seven home runs, 23 RBI, 12 walks, and 29 runs scored over his last 35 games.

JUST ANOTHER DEY: Deyvison De Los Santos finished Sunday 4-for-5 with a home run, double, two RBI, and three runs scored. Like Duzenack, De Los Santos homered in consecutive games for Amarillo after hitting one on Saturday night. The D-backs' no. 5-rated prospect is up to 18 home runs on the year, third most on the club. His four-hit game also propelled him into the team lead in hits with 107 on the year. His four-hit effort set a new single-game high in 2023 and capped a week against Midland that saw him hit .520 (13-for-25) with three home runs, three doubles, a triple, six RBI, and seven runs scored. Over his last 40 games since July 14th, De Los Santos is hitting .339 (56-for-165) with 11 home runs, 11 doubles, two triples, 30 RBI, with 36 runs scored. 18 of his 33 multi-hit games this year have come over his last 40 games played. Over the same stretch, De Los Santos ranks among the best in all of Double-A in: total bases (1st, 104), XBH (T-1st, 24), SLG (3rd, .630), runs (4th), home runs (T-4th along with Neyfy Castillo and one behind Ivan Melendez), hits (T-5th), and AVG (T-5th).

CENTERED AROUND CENTY: Along with Deyvison De Los Santos, Juan Centeno turned in a single-game high in 2023 by collecting four hits, finishing Sunday 4-for-5 with a double and three RBI. Centeno has played in 13 games since the start of August in a platoon behind the plate with J.J. D'Orazio and Caleb Roberts while mixing in as the designated hitter like he was on Sunday. Over his last 13, Centeno is hitting .380 (19-for-50) with five doubles, five walks, eight RBI, and five runs scored. He had a nine-game hit streak during the stretch with five multi-hit efforts including each of his last two games to close out the weekend over Midland. It was Centeno's first four-hit game since doing so on August 22, 2015, when he was in Triple-A Colorado Springs. **Since turning pro and beginning his career in 2007, Centeno has played in 1,002 career games (including postseason) with Sunday being just the fourth four-hit game of his illustrious career.**

THREE DOWN, THREE TO GO: With a three-run home run in the bottom of the seventh inning, A.J. Vukovich is up to 90 RBI on the year in 105 games played. He has 106 hits to go along with that while leading the team with 22 home runs. The D-backs' no. 10-rated prospect is now just three RBI shy from tying the Amarillo single-season RBI record currently held by Leandro Cedeño who set the mark during the 2022 season.

PLETHORA OF OFFENSE: The 19-hit outburst on Sunday set a new single-game high for hits as a team in 2023 while matching the team-high of 17 runs scored, which the team has now done twice. Deyvison De Los Santos and Juan Centeno are each now tied for the most hits by an individual in a single game after collecting four hits. They became the seventh and eighth different players with Amarillo to have a four-hit game this year respectively. Seth Beer is the only Sod Poodle player this year with more than one four-hit game. **The Sod Poodles hit a combined 10 XBH, tied for the second most in the Texas League by a team in one game this year.** Amarillo also did that on July 1st against Tulsa. **The six doubles hit by the Sod Poodles were the most in a game this year by the club and tied for the third most by a team in the Texas League.** Corpus Christi and Wichita each had a game with seven doubles. All nine starters had at least one hit with five of the nine picking up 2+ hits in the game. Four different players crossed the plate three times for Amarillo and **eight of the nine starters picked up at least one RBI.**

SOD POODLES BREAKDOWN

At Home: 36-27
On the Road: 32-31
Day Games: 9-7
Night Games: 58-51
vs. RHP: 58-48
vs. LHP: 10-10
First Half: 34-35
Second Half: 34-23
April: 11-10
May: 10-16
June: 15-10
July: 15-9
August: 14-13
September: 3-0
Monday: 2-0
Tuesday: 8-11
Wednesday: 12-8
Thursday: 9-11
Friday: 7-13
Saturday: 17-6
Sunday: 13-9

Scoring First: 39-27
Opponent Scoring First: 29-31
Extra Innings: 2-5
Doubleheaders: 6-2
Commit An Error: 37-34
Commit No Errors: 31-24
Walk-Off Wins: 5
Walk-Off Losses: 5

vs. North 1st Half: 7-5
vs. South 1st Half: 27-30
vs. North 2nd Half: 20-10
vs. South 2nd Half: 14-13

Scoring 4+ Runs: 59-37
Opp. Scoring 4+ Runs: 33-56
Scoring 3 Or Fewer Runs: 9-21
Opp. Scoring 3 Or Fewer Runs: 35-2
Out-Hit Opponent/Tie: 56-23
Out-Hit By Opponent: 12-35
Lead After 6: 49-13
Trail After 6: 11-43
Tied After 6: 8-2
Lead After 7: 54-7
Trail After 7: 6-46
Tied After 7: 7-5
Lead After 8: 56-2
Trail After 8: 1-50
Tied After 8: 5-6

Series (W-L-T): 9-6-7

Game 1: 9-13
Game 2: 14-7
Game 3: 10-11
Game 4: 9-11
Game 5: 15-5
Game 6: 11-9
Series Sweeps: 1
Series Been Swept: 0



STARTING PITCHER



#17 YILBER DIAZ - RHP

HEIGHT: 6'0"

WEIGHT: 190

B/T: R/R

AGE: 23 (8/19/2000 in Guatire, Venezuela)

- G

--

-/- K/BB

-.-- ERA

LAST WIN: 8/5/23 VS VAN (A+)

LONGEST 2023 OUTING: 7.0 IP (7/8 vs VAN (A+))

LAST HOME RUN ALLOWED: 8/11/23 @ SPO (Parker Kelly, 2nd Inning, Solo)

CAREER VS. ARK: FIRST APPEARANCE

Signed by the Arizona Diamondbacks as a minor league free agent on February 5, 2021.

Is currently ranked as the D-backs' no. 20-rated prospect by MLB Pipeline.

Appeared in 19 games (1 start) with the DSL D-backs in 2021, going 2-3 with a 5.13 ERA...First professional win came on 8/7/21 vs the DSL D-backs 2.

Split the 2022 season between Low-A Visalia and High-A Hillsboro, going 4-3 with a 4.06 ERA in 19 games (17 starts).

Began 2023 with High-A Hillsboro, going 2-10 with a 5.03 ERA in 22 starts with the Hops...Had 124 K and 49 BB across his 87.2 IP.

Was named NWL Pitcher of the Week for August 29-Sept. 3 after working 5.2 IP, allowing just two hits with nine strikeouts on the road at Vancouver on 8/30.

Comes to Amarillo with the fifth-most strikeouts in the D-backs farm system in 2023 with 124 and his 22 starts are T-8th in the organization.

CAREER STATS

YEAR	TEAM	W-L	ERA	G	GS	CG	SHO	IP	H	R	ER	HR	HB	BB	SO	WP	GDP	BAA
2021	DSL D-backs (RK)	2-3	5.13	19	1	0	0	26.1	24	21	15	1	6	18	17	20	3	.264
2022	Visalia (A-)	4-2	3.56	11	0	0	0	48.0	34	21	19	4	3	21	70	7	2	.199
	Hillsboro (A+)	0-1	4.85	8	8	0	0	29.2	22	18	16	1	5	17	29	4	2	.204
2023	Hillsboro (A+)	2-10	5.03	22	22	0	0	87.2	68	54	49	13	5	49	124	18	1	.215
MINOR LEAGUE TOTALS		8-16	4.65	60	40	0	0	191.2	148	114	99	19	19	105	240	49	8	.215

2023 HIGHS (A+)

INNINGS: 7.0 IP (7/8 vs VAN)
HITS: 7 (5/2 vs VAN)
RUNS: 6 (5/2 vs VAN)
EARNED RUNS: 5 (2x, Last: 7/19 vs EUG)
STRIKEOUTS: 10 (6/25 vs EUG)
WALKS: 6 (5/29 @ EUG)
HOME RUNS: 2 (2x, Last: 4/25 vs TRI)
CONSECUTIVE WINS: 1 (2x, Last: 8/5 vs VAN)
CONSECUTIVE LOSSES: 4 (4/18-5/9)
SHORTEST START: 0.0 (7/19 vs EUG)
PITCHES THROWN: 98 (7/8 vs VAN)

CAREER HIGHS

INNINGS: 7.0 IP (7/8/23 vs VAN A+)
HITS: 7 (5/2/23 vs VAN (A+))
RUNS: 7 (7/30/22 @ EUG (A+))
EARNED RUNS: 7 (7/30/22 @ EUG (A+))
STRIKEOUTS: 10 (2x, Last: 6/25/23 vs EUG (A+))
WALKS: 6 (5/29/23 @ EUG (A+))
HOME RUNS: 2 (2x, Last: 4/25/23 vs TRI (A+))
CONSECUTIVE WINS: 3 (7/8-23/23)
CONSECUTIVE LOSSES: 4 (4/18-5/9/23)
SHORTEST START: 0.0 (7/19/23 vs EUG (A+))
PITCHES THROWN: 98 (7/8/23 vs VAN (A+))

2023 SPLITS (A+)

VS. RIGHT: .227/.336/.405, 42 H, 5 2B, 2 3B, 8 HR, 29 RBI, 72 K, 30 BB
VS. LEFT: .197/.308/.371, 26 H, 4 2B, 2 3B, 5 HR, 17 RBI, 52 K, 19 BB
HOME: 10 G, 1-4, 4.25 ERA, 30 H, 23 R, 20 ER, 6 HR, 53 K, 18 BB
ROAD: 12 G, 1-6, 5.76 ERA, 38 H, 31 R, 29 ER, 7 HR, 71 K, 31 BB
W/ RISP: .220/.310/.390, 18 H, 2B, 2 3B, 3 HR, 35 RBI, 34 K, 13 BB
DAY: 5 G, 1-1, 4.29 ERA, 16 H, 10 R, 10 ER, 2 HR, 32 K, 10 BB
NIGHT: 17 G, 1-9, 5.27 ERA, 52 H, 44 R, 39 ER, 11 HR, 92 K, 39 BB
TEAM W/L IN STARTS: 8-14

OPPOSING STARTER - RHP ETHAN LINDOWN (2-3, 4.46 ERA)

CAREER VS. AMA: 2 G, 0-0, 3.00 ERA, 3.0 IP, 4 H, R, ER, 2 K

BATTER-PITCHER MATCH-UPS (ACTIVE ROSTER, 2023)

SOD POODLES VS. ETHAN LINDOWN:

PLAYER	H	AB	AVG	XBH	HR	RBI	BB	SO
Centeno, J	1	1	1.000	0	0	0	0	0
De Los Santos, D	1	1	1.000	1	0	0	0	0
Roberts, C	1	1	1.000	0	0	1	0	0
Castillo, N	1	2	.500	0	0	0	0	1
Melendez, I	0	1	.000	0	0	0	0	1
Beer, S	0	1	.000	0	0	0	0	0
D'Orazio, J	0	2	.000	0	0	0	0	0
Tawa, T	0	1	.000	0	0	0	0	0
Vukovich, A	0	1	.000	0	0	0	0	0

TRAVLERS VS. YILBER DIAZ:

PLAYER	H	AB	AVG	XBH	HR	RBI	BB	SO
Clase, J								
Packard, S								
Perez Jr., R								
Locklear, T								
Rodriguez, A								
Polcovich, K								
Morgan, J								
Anchia, K								
Rivas, L__								

2023 HIGHS: Hits - 4, Runs - 3, RBI - 4, HR - 3, 2B - 2, 3B - 0, BB - 2, K - 3, SB - 0

23 SPLITS:




LAST GAME: 2-for-4, 2B, RBI, BB, 2 R, K ARK SERIES: MID SERIES: 10-for-19, 4 HR, 2 2B, 8 RBI, 9 R, 2 BB, HBP, 4 K	LAST HOME RUN: 9/2 vs MID off Cushing (Solo) LAST MULTI-HIT GAME: 9/3 vs MID (2-for-4)	CURRENT HITTING: 7 SEASON LONG HITTING: 7 CURRENT ON-BASE: 7 SEASON-LONG ON-BASE: 14
--	---	---

- 🏆 Player of the Month (July, 2019), Baseball America Minor League All-Star (2019) and Baseball America Double-A All-Star (2019).
- 🏆 Made his MLB debut on 9/10/2021 with the D-backs and spent parts of the 2021 and 2022 seasons in the league with 43 career games played.
- 🏆 Hit the seventh walk-off home run in team history on Aug. 5 against Corpus Christi...Completed a five-run comeback.
- 🏆 **Recorded the first three-HR game of his professional career on September 1 vs Midland....Amarillo's third-ever three-HR game.**
- 🏆 **Was named Texas League Player of the Week for Aug 29 - Sept. 3 after hitting 10-for-19 (4 HR, 2 2B, 8 RBI, 9 R, 2 BB, HBP, 4 K) vs MID.**

2023 HIGHS: Hits - 4, Runs - 3, RBI - 5, HR - 2, 2B - 2, 3B - 1, BB - 2, K - 4, SB - 1

23 SPLITS:

LAST GAME: 1-for-3, HR, 3 RBI, 2 BB, 3 R, K ARK SERIES: MID SERIES: 3-for-15, 2 HR, 4 RBI, 6 BB, 6 R, 8 K	LAST HOME RUN: 9/3 vs MID off Leal (3-Run) LAST MULTI-HIT GAME: 8/22 @ SA (2-for-4)	CURRENT HITTING: 1 SEASON LONG HITTING: 14 CURRENT ON-BASE: 2 SEASON-LONG ON-BASE: 15
--	--	--

 Had his first three-hit night in 2023 with a 3-for-4 performance against San Antonio...Had three-straight multi-hit games (6/11-14).
 Had a career-long hit streak of 14 games (6/4-28)...Surpassing his previous career-long of 13 games with Visalia (6/27-7/17/21).
 **Recorded a home run in three straight games for the first time in his professional career from July 15-18.** Had five separate consecutive HR games for Low-A Visalia during the 2021 season in which he set a single-season career-high with 21 home runs.
 Hit .317 (20-for-63) with five home runs, three doubles, 15 RBI, and 12 runs scored in 17 games during the month of July.
 **Was named Texas League Player of the Week for August 14-20 after hitting .478 (4 HR, 2 2B, 3B, 14 RBI, 9 R) against Arkansas.**

2023 HIGHS: Hits - 4, Runs - 2, RBI - 3, HR - 1, 2B - 2, 3B - 0, BB - 2, K - 3, SB - 1

2.3 SPLITS:

01	.202	.300	.344	.221	.25	.04	.11	0	1	.21	.19	.475	.00	.210	.310	.290	.200	.230
LAST GAME: 4-for-5, 2B, 3 RBI						LAST HOME RUN: 4/13 vs. CC off Cobos						CURRENT HITTING: 2						
ARK SERIES:						LAST MULTI-HIT GAME: 9/3 vs MID (4-for-5)						SEASON LONG HITTING: 9						
MD SERIES: 6-for-12, 2 2B, 5 RBI, R, 3 K												CURRENT ON-BASE: 2						
												SEASON-ON-ON-BASE: 15						

- 🏆 2017 World Series Champion (HOU).
- 🏆 Made his MLB Debut on 9/18/2013 with the New York Mets and collected his first single that night off 3-time All-Star Matt Cain.
- 🏆 Set a career-high with 15 home runs including 14 in 81 games with Amarillo in 2022.
- 🏆 Named a Texas League Post-Season All-Star (2022) and the MiLB.com Organization All-Star (2022, ARI).
- 🏆 Recorded just the fourth four-hit game of his professional career on Sept. 3 vs Midland...Last four-hit game came on 8/22/15 with Triple-A Colorado Springs...Has played in 1,002 professional games (including postseason).

2023 HIGHS: Hits - 2, Runs - 1, RBI - 2, HR - 1, 2B --, 3B - 1, BB - 3, K - 3, SB --

23 SPLITS:

LAST GAME: 0-for-1	LAST HOME RUN: 8/12 @ TUL off Ryan (2-Run)	CURRENT HITTING: 0
ARK SERIES:	LAST MULTI-HIT GAME: 8/17 vs. ARK (2-for-4)	SEASON LONG HITTING: 4
MID SERIES: 1-for-5, R, K		CURRENT ON-BASE: 0
		SEASON-LONG ON-BASE: 4

- 👤 Signed by the Arizona Diamondbacks as a minor-league free agent on July 2, 2019
- 👤 Made his professional debut during the 2021 season with Low-A Visalia...Recorded two hits and three RBI in his first game.
- 👤 Ended his first pro season hitting .198 in 83 games with six HR between Visalia and three games in the Arizona Complex League.
- 👤 Combined to hit .236 in 88 games between Visalia and High-A Hillsboro during the 2022 season...Hit 21 doubles between the two.
- 👤 Began the 2023 season with Hillsboro, hitting .207 in 59 games for the Hops.
- 👤 Was assigned to the ACL on July 13 and proceeded to hit .357 in nine games.
- 👤 Hit a home run in his Double-A debut for his first hit with Amarillo, going 1-for-2 with two walks on Aug. 3 vs Corpus Christi

2023 HIGHS: Hits - 2, Runs - 1, RBI - 1, HR --, 2B --, 3B --, BB - 1, K - 2, SB - 1

23 SPLITS:

LAST GAME: 1-for-5, R	LAST HOME RUN: 8/15 vs ACL Rockies off Luciano (Solo)	CURRENT HITTING: 1
ARK SERIES:	LAST MULTI-HIT GAME: 8/30 vs MID (2-for-5)	SEASON LONG HITTING: 4
MID SERIES: 5-for-20, 2 R, 5 K		CURRENT ON-BASE: 1
		SEASON-LONG ON-BASE: 4

- 👉 Signed by the Arizona Diamondbacks on June 22, 2017 as a minor league free agent.
- 👉 Has appeared in 110 games with Amarillo since 2021, hitting .268 (23 2B, 12 HR, 62 RBI, 25 BB).
- 👉 In 65 games with Triple-A Reno in 2022, hit .353 (21 2B, 3 3B, 3 HR, 29 RBI, 16 BB)...Led the D-backs system hitting .338 in 103 games.
- 👉 Was placed on the 60-day IL on March 31, 2023.
- 👉 Began a rehab assignment in the Arizona Complex League on August 5th...Hit .323 in 11 games (HR, 5 RBI, 5 BB).
- 👉 Last Double-A appearance with Amarillo was on May 21, 2022...Hit .311 in 38 games with Amarillo in 2022 (13 2B, 4 HR, 30 RBI, 9 BB).
- 👉 Won a PCL Championship with Reno in 2022.

#10 TIM TAWA - OF

2023 HIGHS: Hits - 4, Runs - 3, RBI - 5, HR - 2, 2B - 2, 3B - 1, BB - 2, K - 4, SB - 1

HEIGHT: 6'0"

WEIGHT: 196

B/T: R/R

AGE: 23 (4/7/1999 in West Linn, OR)

2023 SPLITS:

G	AVG	OBP	SLG	AB	R	H	2B	3B	HR	RBI	BB	SB/ATT	SO	V.RHP	V.LHP	HOME	AWAY	RISP
106	.259	.336	.466	397	71	103	20	1	20	72	47	10/17	109	.264	.234	.299	.218	.283

LAST GAME: 3-for-5, 2 2B, RBI, BB, 3 R, K

LAST HOME RUN: 8/20 vs ARK off Tyler (Solo)

CURRENT HITTING: 2

ARK SERIES:

LAST MULTI-HIT GAME: 9/3 vs MID (3-for-5)

SEASON LONG HITTING: 10

MID SERIES: 8-for-20, 2 2B, 3 RBI, 4 R, BB, 4 K

CURRENT ON-BASE: 2

SEASON-LONG ON-BASE: 13

Recorded his first career multi-HR game on 6/29 vs TUL, going 2-for-4 with two HR and five RBI...His five RBI also tied his career-high (June 17, 2021)

Hit his first career grand slam on July 9 on the road in Springfield...Included his second five RBI game in 2023 and third overall in his professional career.

His 20 HR this year are 2nd on the team and he is one of just four players to record 20+ HR in a single-season in team history.

Set a single-season career-high for RBI with 55 on the season after a 3-RBI night on Aug. 1 vs CC...Previous high was 53 during the 2022 season.

Is one of just three players with more than one multi-HR game this season along with A.J. Vukovich and Ivan Melendez...Both games have come against TUL.

#19 A.J. VUKOVICH - INF

2023 HIGHS: Hits - 3, Runs - 4, RBI - 7, HR - 3, 2B - 2, 3B - 1, BB - 2, K - 4, SB - 1

HEIGHT: 6'5"

WEIGHT: 210

B/T: R/R

AGE: 22 (7/20/2001 in Mukwonago, WI)

2023 SPLITS:

G	AVG	OBP	SLG	AB	R	H	2B	3B	HR	RBI	BB	SB/ATT	SO	V.RHP	V.LHP	HOME	AWAY	RISP
105	.254	.326	.481	418	77	106	19	5	22	90	43	17/23	131	.262	.211	.294	.219	.322

LAST GAME: 1-for-5, HR, 3 RBI, R, 3 K

LAST HOME RUN: 9/3 vs MID off De La Cruz (3-Run)

CURRENT HITTING: 1

ARK SERIES:

LAST MULTI-HIT GAME: 8/29 vs MID (2-for-4)

SEASON LONG HITTING: 11

MID SERIES: 4-for-21, 2 HR, 2B, 4 RBI, 2 BB, 3 R, 7 K

CURRENT ON-BASE: 1

SEASON-LONG ON-BASE: 16

After being drafted 119th overall out of high school, the D-Backs' number 10 prospect made his professional debut with the Visalia Rawhide on 5/4/2021.

He earned the 5th best batting average (.276, 129-for-468) in the D-backs organization among players with at least 115 games played in 2022.

Hit the first Grand Slam for Amarillo in 2023 (6/4 vs SPR) and was the first AMA player in 2023 with a multi-HR effort in the same game (2, 6/10 @ MID)

First Sod Poodles player ever with multiple Grand Slams in the same season and one of two players to hit multiple GS for Amarillo (Eduardo Diaz)

Became just the second player in Sod Poodles history with a three-HR game, doing so on July 3 vs TUL joining Edward Olivares (May 5, 2019)...
It was the first three-HR game of his professional career. He also set a career-high with seven RBI which also tied the Sod Poodles franchise-high (Dominic Fletcher, 5/8/2022).

His 22 home runs this year are the third most in a single season in team history while his 90 RBI are the second-most.

TEAM BATTING

OVERALL

	AVG	G	AB	R	H	TB	2B	3B	HR	RBI	BB	SO	SB	CS	OBP	SLG	OPS
	.273	126	4308	779	1178	2025	237	32	182	721	470	1202	160	49	.352	.470	.822

MONTHLY

APRIL	.260	21	718	120	187	307	33	6	25	112	79	214	35	8	.336	.428	.764
MAY	.236	26	845	123	199	319	41	5	23	114	95	231	33	9	.318	.378	.696
JUNE	.296	25	883	170	261	443	52	8	38	158	95	232	32	10	.375	.502	.877
JULY	.283	24	788	166	223	419	53	7	43	152	94	222	31	11	.370	.532	.902
AUGUST	.277	27	960	167	266	449	50	5	41	153	99	273	26	10	.351	.468	.819
SEPTEMBER	.368	3	114	33	42	88	8	1	12	32	8	30	3	1	.410	.772	1.182

HOME VS. ROAD

HOME	.306	63	2169	453	663	1205	127	17	127	430	202	603	84	18	.372	.556	.928
ROAD	.241	63	2139	326	515	820	110	15	55	291	268	599	76	31	.332	.383	.715

SITUATIONAL SPLITS

	AVG	G	AB	H	TB	2B	3B	HR	RBI	BB	SO	OBP	SLG	OPS
VS RIGHT	.275	126	3601	991	1722	205	26	158	617	405	1010	.356	.478	.834
VS LEFT	.264	67	707	187	303	32	6	24	104	65	192	.330	.429	.759
W/ RISP	.277	126	1265	350	604	75	13	51	534	182	376	.368	.477	.845
TEAM IS AHEAD	.268	101	1752	470	791	111	12	62	293	195	477	.350	.451	.801
TEAM IS BEHIND	.284	95	1637	465	791	75	10	77	290	188	467	.365	.483	.848

HOME RUNS

MULTI-RBI GAMES

MULTI-HIT GAMES

PLAYER	SOLO	2R	3R	GS	TOTAL	2	3	4	5+	TOTAL	2	3	4	5+	TOTAL
Beer	9	3			12	11	1	1		13	19	4	2		25
Bliss	8	3	1		12	8	3			11	23	12			35
Carrion						1				1					
Castillo	8	4	4	1	17	5	4	2	1	12	11	5	1		17
Centeno	1				1	4	1			5	15	3	1		19
Chen	1	1			2	2				2	1				1
Cintron											1				1
D'Orazio			1		1		1			1	6	2			8
Dalesandro	1				1		1			1	6	2			8
De Los Santos	5	12	1		18	11	3			14	27	5	1		33
Del Castillo	6	4	2		12	5	3	2		10	16	1			17
Duzenack	6	1	1	1	9	7	3	1	1	12	16	6			22
English	4	1	1		6	3	1	1		5	5				5
Enriquez						3				3	4	1	1		6
Guzman		1			1	1	1			2	1	1			2
Lawlar	6	7	2		15	6	2	1		9	21	4			25
Melendez	7	3	2		12	3	3	3		9	8	3			11
Roberts	9	4	2	1	16	10	3	2		15	24	4	1		29
Tawa	11	6	2	1	20	11	4		2	17	24	5	1		30
Valdez		1			1		1			1		1			1
Vicuña	2		2		4		2			2	1	2	1		4
Vukovich	12	4	4	2	22	7	8	4	2	21	20	7			27
Watkins						1				1					
TOTALS:	96	55	25	6	182	99	45	17	6	167	248	68	9	0	325

HOME RUN VARIANTS

WALK-OFF HR (2): Beer (8/5 vs CC, 9th inning, solo); Vukovich (8/29 vs MID, Solo)

BACK-TO-BACK HR (6): English/Vukovich (4/16 vs CC, 7th inning); Roberts/Vukovich (6/3 (1) vs. SPR, 6th inning); Del Castillo/De Los Santos (6/13 vs SA, 7th inning); Beer/Roberts (7/1 vs TUL, 6th inning); Lawlar/Vukovich (7/3 (1) vs TUL, 1st inning); Roberts/Melendez (7/23 vs WCH, 1st inning);

MUTLI-HR GAMES (8): Melendez (2x, 7/18 vs WCH, 7/23 vs WCH); Roberts (2x, 7/15 vs FRI. 9/1 vs MID); Tawa (2x, 6/29 vs TUL, 8/12 @ TUL); Vukovich (6/10 @ MID); Castillo (8/16 vs ARK)

THREE-HR GAMES (2): Vukovich (7/3 (1) vs TUL); Beer (9/1 vs MID)

EXTRA-INNING HR (0):

GRAND SLAMS (6): Vukovich (2x, 6/4 vs. SPR, 5th inning; 8/2 vs CC, 4th inning); Roberts (7/3 (2) vs TUL, 5th inning); Tawa (7/9 @ SPR, 3rd inning); Duzenack (7/30 @ MID, 7th inning); Castillo (8/15 vs ARK, 5th inning)

INSIDE-THE-PARK HR (1): Lawlar (7/3 (1) vs TUL, 1st inning)

PINCH-HIT HR (0):

HR IN CONSECUTIVE GAMES (25): De Los Santos (4x, 7/18-19 vs WCH; 8/17-18 vs ARK; 8/22-23 @ SA; 9/2-3 vs MID); Vukovich (4x: 5/5-6 @CC; 6/1-6/3 G1 vs SPR; 6/17-18 vs SA; 7/21-22 vs WCH); Del Castillo (3x: 5/30-31 vs. SPR; 6/8-10 @ MID; 7/8 @ SPR); Bliss (2x: 5/5-6 @ CC; 6/10 @MID - 6/13 vs SA); Castillo (2x: 7/15-16 vs FRI; 8/15-16 vs ARK); Tawa (2x: 5/28 @ SA - 5/30 vs. SPR; 6/3/4 vs. SPR); Roberts (2x: 6/25 @ CC, 6/28 vs TUL; 6/30-7/1 vs TUL); Melendez (2x: 7/14-15 vs FRI; 8/12 @ TUL - 8/15 vs ARK); Lawlar (4/15 vs. CC - 4/18 @ NWA); English (4/23 @ NWA - 4/25 vs. FRI); Beer (9/1-2 vs MID); Duzenack (9/2-3 vs. MID)

HR IN THREE CONSECUTIVE GAMES: (3): Melendez (2x: 7/14-15 vs FRI, 7/18 vs WCH; 8/12 @ TUL - 8/15-16 vs ARK); Castillo (7/15-16 vs FRI, 7/18 vs WCH)

HR IN FOUR CONSECUTIVE GAMES (1): Roberts (6/30 - 7/3 vs TUL)

LEAD OFF HR (9): Bliss (6x: 4/27 vs. FRI; 5/10 vs. MID; 5/18 @ FRI; 6/10 @ MID; 6/13 vs SA; 6/22 @ CC); Tawa (6/4 vs. SPR); Duzenack (6/11 @ MID); Vicuña (8/5 vs CC)

STARTS BY BATTING ORDER (TEAM RECORD)										STARTS BY POSITION (TEAM RECORD)								
PLAYER	1	2	3	4	5	6	7	8	9	C	1B	2B	3B	SS	LF	CF	RF	DH
Beer			4-1	32-17	10-7	0-1					36-21							10-5
Bliss	32-36											26-29		5-5				2-2
Carrion									1-0						1-0			
Castillo					1-0	3-5	13-8	16-23	11-6		2-3				4-4	6-7	30-21	2-7
Centeno		1-2	2-1	0-2		7-0	8-7	13-8	4-6	22-15								13-11
Chen								1-0	5-2			5-2		1-0				
Cintron							2-0	1-1	2-3			1-2		4-2				
D'Orazio							4-2	7-7	5-4	13-8								3-5
Dalesandro	1-0						2-2	5-1	19-21	0-1					6-3	15-18	6-2	
De Los Santos				11-9	14-23	28-11	3-4				14-15		40-28					2-4
Del Castillo		1-0	0-2	4-4	16-8	4-10	6-8			17-24								14-8
Duzenack	17-9	3-1				0-2	2-5	4-4	6-1			8-6	3-6	9-7	7-2	3-1	2-0	
English			7-5	1-0	1-1		1-0	1-1			8-3				1-2			2-2
Enriquez	1-1	0-1	4-8	0-1	1-0	1-0	3-7	7-2	2-6							2-0	15-24	2-2
Guzman							2-3		2-2						3-4		1-1	
Lawlar	5-1	42-41												44-40				2-2
Melendez			1-0	13-13	6-5						5-5		11-13					4-0
Roberts	6-2	12-6	11-14	1-2	2-4	3-5	12-5	0-1		16-10	2-5				20-16		2-4	7-4
Tawa	3-8	9-7		1-1	11-6	14-17	10-7	7-4				24-17	1-4		11-9	12-12	5-4	2-3
Valdez								1-0	1-0			2-0						
Vicuña	3-1							5-6	8-5			2-2	4-1	5-4	2-5		3-0	0-1
Vukovich			39-27	5-9	6-4	8-7					1-6		9-6		12-12	30-20	4-1	2-2
Watkins									2-2						1-1		0-1	1-0

8+ GAME HITTING STREAKS (CURRENT IN BOLD)		
PLAYER	LENGTH / DATES	STREAK STATS
Castillo	14 G, 6/4-28	.352 (19-for-54), 3 HR, 2 2B, 3B, 12 RBI, 12 R, 4 SB
Dalesandro	13 G, 5/28-7/4	.409 AVG (18-for-44), HR, 2 2B, 2 3B, 5 RBI, 4 BB, 6 SB, 10 R
De Los Santos	12 G, 6/29-7/25	.408 (20-for-49), 2 HR, 2 2B, 3B, 11 RBI, 10 R, BB
Duzenack	12 G, 6/15-7/4	.449 AVG (22-for-49) 5 2B, 3 HR, 14 RBI, 13 R, 4 BB
English	12 G, 4/19-5/2	.370 AVG (17-for-46), 6 2B, 4 HR, 16 RBI, 7 BB, 8 R
Vukovich	11 G, 4/29-5/16	.348 AVG (16-for-46), 3 2B, 3 HR, 3B, 9 RBI, BB, 9 R
Bliss	10 G, 4/6-4/19	.438 AVG (21-for-48), 3 2B, 2 3B, HR, 8 RBI, 8 R
De Los Santos	10 G, 8/12-24	.349 AVG (15-for-43), 5 HR, 2 2B, 11 RBI, 13 R
Del Castillo	10 G, 5/19-5/31	.406 AVG (13-for-32), 2 2B, 2 HR, 8 RBI, 9 BB, 7 R
Tawa	10 G, 5/28-6/15	.395 AVG (15-for-38), 4 HR, 2 2B, 10 RBI, 3 BB, 6 R
Bliss	9 G, 6/8-18	.395 AVG (17-for-43), 3 HR, 4 2B, 3B, 13 RBI, 10 R
Bliss	9 G, 5/23-6/3	.357 AVG (15-for-42), 2B, 3B, 2 BB, 3 RBI, 6 SB, 8 R
Bliss	9 G, 5/4-5/14	.459 (17-for-37), 4 2B, 4 HR, 8 RBI, 4 BB, 10 R, 3 SB
Centeno	9 G, 8/6-27	.371 AVG (13-for-35), 3 2B, 3 RBI, 4 BB, 4 R
Lawlar	9 G, 7/30-8/10	.385 AVG (15-for-39), 3 2B, 2 HR, 9 RBI, 13 R, 4 BB
Lawlar	9 G, 6/6-15	.410 AVG (16-for-39), 2 HR, 4 2B, 3B, 4 RBI, 4 BB, 14 R
Lawlar	9 G, 5/23-6/3	.389 AVG (14-for-36), 3 2B, 2 HR, 3 BB, 6 RBI, 3 SB, 6 R

FIELDING

CATCHER'S BOX (W/L BASED ON STARTS)						
PLAYER	CS	SB	ATT	CS %	PB	W-L
Centeno	8	32	40	.200	3	22-15
D'Orazio	8	23	31	.258	2	12-8
Dalesandro	0	4	4	.000	0	0-1
Del Castillo	14	38	52	.269	7	17-24
Roberts	10	32	42	.238	8	16-10
TOTAL	40	129	169	.237	20	67-58

TEAM FIELDING						
%	G	PO	A	E	DP	PB
.979	126	3290	1049	94	87	20

MULTI-RUN INNINGS		
RUNS	NO. OF TIMES	LAST
2	88	9/3 vs MID, 5th inning
3	37	8/29 vs MID, 1st inning
4	32	9/3 vs MID, 7th inning
5	13	9/3 vs MID, 3rd inning
6	10	9/1 vs MID, 2nd inning
7	5	6/29 vs TUL, 1st inning
8+	-	

SCORE BY INNING												
	1	2	3	4	5	6	7	8	9	10	11+	TOTAL
OPP	84	78	85	87	107	113	79	62	50	6	3	752
AMA	94	91	90	77	100	77	112	87	45	4	2	779

ERRORS BY POSITION		
POSITION	SOD POODLES	OPPONENT
C	12	11
1B	9	11
2B	17	12
3B	21	15
SS	16	19
LF	2	4
CF	3	4
RF	4	6
P	10	15
TOTAL	94	97

NOTABLE GAMES



AMARILLO HAVE 5 OR FEWER HITS		
DATE	HITS	OPPONENT
4/15	4	CC
4/20	4	@NWA
4/22	3	@NWA
4/27	5	FRI
5/2	5	@CC
5/4	2	@CC
5/12	5	MID
5/14 (G2)	4	MID
5/16	2	@FRI
5/18	2	@FRI
5/19	4	@FRI
5/21	4	@FRI
5/26	5	@SA
6/20	4	@CC
7/8 (1)	5	@SPR
7/20	5	vs WCH
7/21	5	vs WCH
8/10	5	@TUL
8/11	3	@TUL
8/23	5	@SA
8/25	4	@SA
8/31	5	vs MID
TOTAL: 22 (7 HOME, 15 ROAD)		

OPPONENTS HAVE 5 OR FEWER HITS		
DATE	HITS	OPPONENT
4/7	3	@FRI
4/19	2	@NWA
4/20	4	@NWA
4/27	5	FRI
5/2	3	@CC
5/3	5	@CC
5/4	5	@CC
5/14 (G1)	2	MID
5/21	3	@FRI
5/26	5	@SA
5/27	2	@SA
5/30	3	SPR
6/1	5	SPR
6/3 (G2)	4	SPR
6/7	3	@MID
6/11	3	@MID
6/24	5	@CC
6/25	5	@CC
7/15	5	vs FRI
7/16	3	vs FRI
8/3	5	vs CC
8/9	4	@TUL
8/25	1	@SA
9/1	4	vs MID
TOTAL: 24 (9 HOME, 15 ROAD)		

AMARILLO HAVE 10 OR MORE RUNS		
DATE	RUNS	OPPONENT
4/12	13	CC
4/14	10	CC
4/26	12	FRI
4/29	11	FRI
5/5	12	@CC
5/14 (G1)	10	MID
6/8	12	@MID
6/10	13	@MID
6/13	15	vs SA
6/29	12	vs TUL
7/1	12	vs TUL
7/3 (1)	15	vs TUL
7/3 (2)	10	vs TUL
7/15	11	vs FRI
7/18	10	vs WCH
8/2	11	vs CC
8/12	10	@TUL
8/16	17	vs ARK
8/27	10	@SA
9/1	10	vs MID
9/3	17	vs MID
TOTAL: 21 (16 HOME, 5 ROAD)		

OPPONENTS HAVE 10 OR MORE RUNS		
DATE	RUNS	OPPONENT
4/6	12	@FRI
4/12	10	CC
4/14	13	CC
4/16	11	CC
4/18	16	@NWA
4/26	11	FRI
4/28	12	FRI
4/30	12	FRI
5/6	12	@CC
5/9	11	MID
5/11	16	MID
5/14 (G2)	13	MID
5/17	10	@FRI
5/23	14	@SA
5/31	13	SPR
6/10	10	@MID
6/15	11	vs SA
6/16	12	vs SA
6/18	11	vs SA
6/20	12	@CC
7/1	10	vs TUL
7/23	12	vs WCH
7/28	10	@MID
8/2	13	vs CC
8/6	14	vs CC
8/27	11	@SA
8/31	11	vs MID
TOTAL: 27 (18 HOME, 9 ROAD)		

EXTRA INNING GAMES (7) 2-5

DATE	OPP	RESULT	SCORE	W	L	S	TIME
4/20	@NWA	W (10)	3-2	Otanez, M (1-0)	Biasi, D (1-1)	Rice, J (1)	3:08
4/26	FRI	W (10)	12-11	Workman, B (1-0)	Church, M (0-1)	-	3:24
5/20	@FRI	L (10)	8-7	Kelly, A (2-0)	Stumpo (0-1)	-	3:26
6/3 (G1)	SPR	L (8)	5-4	Roycroft, C (1-0)	Backhus, K (0-1)	Granillo, A (2)	2:26
6/30	TUL	L (13)	7-6	Fisher, B (5-1)	Grammes, C (2-2)	-	3:42
8/22	@SA	L (10)	8-7	Bachar, L (4-0)	Stumpo, M (1-4)	-	3:11
8/26	@SA	L (10)	6-5	Contreras, E (6-7)	Norris, L (0-1)	-	3:08

PINCH HITTER TOTALS

PLAYER	DATE	SITUATION	RESULT
Watkins	5/9	Bot 8, 2 outs	2-RBI Triple
Tawa	6/30	Bot 8, 1 out	Sac Fly
Beer	6/30	Bot 11, 0 out	Sac Fly
Vicuña	7/20	Bot 9, 0 out	E 9
Cintron	8/26	Top 10, 2 outs	6-3

Total: 1-for-2, 3B, 4 RBI

DOUBLEHEADERS (4) 6-2

DATE	OPP	RESULT	SCORE	W	L	S	TIME
5/14 (1)	MID	W	10-1	Albright, L (2-2)	Ginn, J (0-2)	-	1:40
5/14 (2)	MID	L	13-1	Tomioka, S (1-0)	Hill, J (0-3)	-	2:32
6/3 (1)	SPR	L (8)	5-4	Roycroft, C (1-0)	Backhus, K (0-1)	Granillo, A (2)	2:26
6/3 (2)	SPR	W	6-1	Olivero, D (2-4)	Hernandez, K (5-2)	-	1:39
7/3 (1)	TUL	W	15-7	Olivero, D (5-5)	Casparius, B (0-3)	-	1:54
7/3 (2)	TUL	W	10-9	Montes De Oca, C (1-1)	Sublette, R (1-3)	Green, J (4)	2:26
7/8 (1)	@ SPR	W	4-3	Hill, J (3-4)	Pereira, W (5-5)	Pope, A (1)	2:07
7/8 (2)	@ SPR	W	7-6	Backhus, K (4-3)	Pope, B (1-2)	Green, J (5)	2:16

SHUTOUTS (9) 6-3

DATE	OPP	RESULT	SCORE	W	L	S	TIME
4/19	@NWA	W	5-0	Jarvis, B (2-1)	Veneziano, A (1-1)	-	2:29
4/21	@NWA	L	5-0	Hoffmann, A (2-1)	Hill, J (0-1)	-	2:26
4/22	@NWA	L	5-0	Marsh, A (1-0)	Patrick, C (0-3)	-	2:14
5/3	@CC	W	3-0	Pope, A (1-0)	Kouba, R (1-1)	Backhus, K (4)	2:15
5/27	@SA	W	1-0	Patrick, C (2-5)	Snider, D (0-3)	-	2:30
6/7	@MID	W	4-0	Green, J (1-0)	Cusick, R (3-3)	-	2:35
7/16	vs FRI	W	8-0	Lin, Y (1-0)	Bremer, N (0-1)	-	2:24
8/25	@ SA	W	1-0	Rashi, T (1-0)	Bachar, L (4-1)	Otanez, M (1)	2:11
8/31	vs MID	L	11-0	Basso, B (2-0)	Ray, D (0-1)	Emmanuel, S (1)	2:34
9/1	vs MID	W	10-0	Hill, J (7-6)	Beers, B (3-9)	-	1:56

WALK-OFF WINS

DATE	SCORE	GAME-WINNING PLAY
4/26	12-11 (10th)	Lawlar RBI-double
6/1	3-2 (7th)	Duzenack two RBI Single
8/3	4-3	Roberts RBI-double
8/5	8-7	Beer solo HR
8/29	7-6	Vukovich Solo HR

#38 CONOR GRAMMES - RHP 2023 HIGHS: IP - 3.1, K - 5, BB - 4, H - 4, R - 3, ER - 2

HEIGHT: 6'1" WEIGHT: 200 B/T: R/R AGE: 26 (7/13/1997 in McLean, VA)

27 G 4-2 0/3 SV/SVO 58/31 K/BB 3.89 ERA

OVERALL: 27 G, 2 HLD, 5 GF, 41.2 IP, 38 H, 18 ER, 5 HR, 58 K, 31 BB **SEPT:** 1 G, 0-0, 4.50 ERA, 2.0 IP, 3 H, R, ER, K, BB

LAST 10 G: 1-0, 4.66 ERA, 4 GS, 19.1 IP, 18 H, 10 ER, 3 HR, 27 K, 14 BB **VS. ARK:** 2 G, 1 GS, 1-0, 10.13 ERA, 2.2 IP, 4 H, 3 R, 3 ER, HR, 4 K, 4 BB

- Selected by the Arizona Diamondbacks 5th round of the 2019 MLB draft out of Xavier University (Cincinnati, OH).
- In games where he logged at least 2.0 innings on the bump (6 G) in 2022, he also posted his most single-game strikeouts, encompassing both of his five (8/4 & 8/13) and four K (8/9 & 8/30) performances.
- Across a 12 game stretch, he logged at least two strikeouts in all but one relief appearances from 7/15-9/3/22 (19.0 IP), logging 36 total punch outs (17.1 K/9) across the stretch.

2023 SPLITS **VS. RHB:** .180/.299/.225, 16 H, 4 2B, 8 RBI, 41 K, 14 BB, 107 PA **VS. LHB:** .333/.470/.576, 22 H, 5 HR, 2B, 17 RBI, 17 K, 17 BB, 83 PA
HOME: 14 G, 3-2, 4.03 ERA, 22.1 IP, 24 H, 2 HR, 10 ER, 31 K, 18 BB **AWAY:** 13 G, 1-0, 3.72 ERA, 2 GS, 2 HLD, 2 GF, 19.1 IP, 14 H, 3 HR, 8 ER, 27 K, 13 BB
W/ RISP: .226/.358/.358, 12 H, 19 RBI, 2 HR, 2B, 18 K, 11 BB, 67 PA

RECENT APPEARANCES

DATE	DEC	P-S	IP	H	R	ER	HR	BB	SO	IR/S
7/23	ND	37-23	2.0	1	0	0	0	0	5	--
7/26	ND	12-8	1.0	1	0	0	0	0	1	0/0
7/29	ND	46-32	3.0	4	1	0	0	0	4	--
8/3	ND	60-37	3.1	2	2	2	1	1	5	--
8/9	ND	43-26	2.0	1	3	2	1	2	3	--
8/12	ND	32-14	1.0	0	1	0	0	0	3	0/0
8/15	ND	45-23	1.2	1	2	2	1	3	3	--
8/18	W (4)	23-12	1.0	3	1	1	0	1	1	0/0
8/22	BS (3)	37-17	1.1	1	2	2	0	3	1	0/0
8/26	ND	25-16	2.0	0	0	0	0	0	2	0/0
8/30	ND	41-26	2.0	3	0	0	0	0	4	0/0
9/3	ND	32-20	2.0	2	1	1	0	1	1	0/0

LAST WIN: 8/18/23 vs. ARK
LAST LOSS: 6/30/23 vs. TUL
LAST SAVE: 5/21/23 @ EUG (A+)

#35 DILLON LARSEN - LHP 2023 HIGHS: IP - 3.0, K - 3, BB - 4, H - 2, R - 5, ER - 5

HEIGHT: 6'5" WEIGHT: 230 B/T: R/L AGE: 24 (7/9/1998 in Ellensburg, WA)

11 G 0-0 0/0 SV/SVO 15/24 K/BB 6.41 ERA

OVERALL: 11 G, 19.2 IP, HLD, 2 GF, 11 H, 2 HR, 14 R, 14 ER, 15 K, 24 BB **SEPT:** 1 G, 0-0, 0.00 ERA, 0.1 IP

LAST 10 G: 0-0, 6.52 ERA, HLD, 2 GF, 19.1 IP, 11 H, 2 HR, 14 ER, 15 K, 23 BB **VS. ARK:** 2 G, 0-0, 4.50 ERA, 6.0 IP, 3 H, 3 R, 3 ER, HR, 3 K, 5 BB

- Signed by the Arizona Diamondbacks as a minor league free agent on May 13, 2022 out of Central Washington University.
- From 7/12-9/3/2022, he allowed just four earned runs across 12 relief appearances (18.2 IP), good for a 1.99 ERA.
- Appeared in 25 games with High-A Hillsboro in 2023, going 1-4 with a 4.54 ERA over 41.2 IP with 55 K and 38 BB.
- Across eight total Double-A appearances with Amarillo over the last two years is 0-1 with a 5.94 ERA (11 H, 11 ER, 14 K, 20 BB)

2023 SPLITS **VS. RHB:** .190/.397/.381, 8 H, 2 2B, 2 HR, 10 RBI, 7 K, 14 BB, 59 PA **VS. LHB:** .130/.394/.261, 3 H, 2B, 3B, 2 RBI, 8 K, 10 BB, 33 PA
HOME: 8 G, 0-0, 5.40 ERA, 15.0 IP, 8 H, 9 ER, HR, 12 K, 17 BB **AWAY:** 3 G, 0-0, 9.64 ERA, HLD, GF, 4.2 IP, 3 H, 5 R, 5 ER, 3 K, 7 BB
W/ RISP: .208/.444/.500, 5 H, 2B, 2 HR, 12 RBI, 7 K, 11 BB, 37 PA

RECENT APPEARANCES

DATE	DEC	P-S	IP	H	R	ER	HR	BB	SO	IR/S
4/26	ND	10-5	0.1	0	0	0	0	1	0	3/1
4/28	ND	37-20	2.1	1	0	0	0	2	2	2/1
8/3	ND	49-25	3.0	0	0	0	0	3	2	0/0
8/6	ND	42-20	0.2	2	5	5	0	4	2	2/2
8/11	ND	48-27	2.1	2	2	2	0	3	2	1/0
8/15	ND	49-29	3.0	1	0	0	0	3	2	3/0
8/19	ND	48-27	3.0	2	3	3	1	2	1	3/1
8/24	H (1)	9-5	1.0	0	0	0	0	0	0	0/0
8/27	ND	36-12	1.1	3	3	3	1	4	1	2/2
8/30	ND	48-26	2.1	2	1	1	0	2	3	1/0
9/3	ND	2-2	0.1	0	0	0	0	0	0	0/0

LAST WIN: 6/24/23 vs. EVE (A+)
LAST LOSS: 6/9/23 vs. SPO (A+)
LAST SAVE: 8/28/22 @ VAN (A+)

#24 WILL MABREY - LHP 2023 HIGHS: IP - 3.0, K - 2, BB - 4, H - 3, R - 2, ER - 2

HEIGHT: 6'0" WEIGHT: 185 B/T: L/L AGE: 22 (9/23/2000 in Cookeville, TN)

14 G 4-0 2/2 SV/SVO 16/16 K/BB 3.57 ERA

OVERALL: 14 G, 2 GS, 4 GF, 2 HLD, 22.2 IP, 15 H, 9 R, 9 ER, 4 HR, 16 K, 16 BB **SEPT:** 1 G, 1-0, 4.50 ERA, 2.0 IP, H, R, ER, 4 BB

LAST 10 G: 4-0, 3.12 ERA, 2 GS, 3 GF, 17.1 IP, 10 H, 6 ER, 3 HR, 11 K, 13 BB **VS. ARK:** 2 G, 0-0, 9.00 ERA, 3.0 IP, 5 H, 3 R, 3 ER, 2 HR, K, 3 BB

- Selected by the Arizona Diamondbacks in the 6th round of the 2022 MLB Draft out of the University of Tennessee
- Following the draft, was placed on the 60-day IL
- Made his professional debut on April 6, 2023 with Low-A Visalia...In 9 games, went 2-0 with a 3.95 ERA over 13.2 IP
- Appeared in 18 games with High-A Hillsboro going 1-1 with a 2.33 ERA over 27.0 IP and had 31 K to just five walks.

2023 SPLITS **VS. RHB:** .196/.393/.435, 9 H, 3 HR, 2 2B, 4 RBI, 8 K, 14 BB, 62 PA **VS. LHB:** .200/.250/.367, 6 H, 2 2B, HR, 4 RBI, 8 K, 2 BB, 32 PA
HOME: 9 G, 2-0, 4.97 ERA, 2/2 SVO, HLD, 12.2 IP, 11 H, 7 ER, 4 HR, 9 K, 12 BB **AWAY:** 5 G (1 GS), 2-0, 1.80 ERA, 10.0 IP, 4 H, 2 ER, 7 K, 4 BB
W/ RISP: .111/.200/.143, 3 H, 2B, 4 RBI, 4 K, 3 BB, 31 PA

RECENT APPEARANCES

DATE	DEC	P-S	IP	H	R	ER	HR	BB	SO	IR/S
7/21	H (1)	31-17	1.1	3	2	2	1	2	1	0/0
7/25	ND	20-13	1.0	1	1	1	0	0	1	0/0
7/29	W (1)	20-13	2.0	0	0	0	0	0	2	0/0
8/1	S (2)	14-9	1.0	1	1	1	1	1	0	0/0
8/5	ND	33-17	0.2	0	0	0	0	2	1	--
8/9	W (2)	47-29	3.0	0	0	0	0	2	2	0/0
8/15	ND	27-17	1.0	2	2	2	1	1	0	0/0
8/19	ND	39-22	2.0	3	1	1	1	2	1	0/0
8/23	ND	19-12	1.0	2	1	1	0	0	0	0/0
8/26	ND	40-26	3.0	1	0	0	0	2	2	--
8/29	W (3)	14-10	1.2	0	0	0	0	0	2	1/0
9/3	W (4)	39-19	2.0	1	1	1	0	4	0	0/0

LAST WIN: 9/3/23 vs. MID
LAST LOSS: 6/3/23 @ EVE (A+)
LAST SAVE: 8/1/23 vs. CC

#21 - CARLOS MEZA - LHP 2023 HIGHS: IP - 0.2, K--, BB- 1, H- 5, R- 5, ER- 5

HEIGHT: 6'1" WEIGHT: 155 B/T: L/L AGE: 22 (2/10/2001 in Charallave, Venezuela)

1 G 0-0 -/- SV/SVO -/1 K/BB 67.50 ERA

OVERALL: 1 G, 0.2 IP, 5 H, 5 R, 5 ER, BB **AUGUST:** 1 G, 0-0, 67.50 ERA, 0.2 IP, 5 H, 5 R, 5 ER, BB

LAST 10 G: 0-0, 67.50 ERA, 0.2 IP, 5 H, 5 R, 5 ER, BB **VS. ARK:** --

- Was signed by the Arizona Diamondbacks on March 23, 2018 to a minor league contract.
- Spent the 2018-19 seasons in the Dominican Summer League, going 5-3 with a 4.42 ERA in 28 games (2 starts).
- In the Arizona Complex league in 2021, was 1-4 with a 4.97 ERA in 11 games (7 starts).
- Spent all of 2022 with Low-A Visalia where he appeared in a career-high 38 games and was 6-4 with a 6.31 ERA.
- So far in 2023, has appeared in 35 games with High-A Hillsboro and was 3-4 with a 4.94 ERA in 35 games.

2023 SPLITS **VS. RHB:** 1.000/.714/.200, 5 H, 2B, 5 RBI, 5 PA **VS. LHB:** .000/1.000/.000, BB, 1 PA
HOME: 1 G, 0-0, 67.50 ERA, 0.2 IP, 5 H, 2B, 5 R, 5 ER, BB **AWAY:** --
W/ RISP: 1.000/.600/1.333, 3 H, 2B, 5 RBI, 5 PA

RECENT APPEARANCES

DATE	DEC	P-S	IP	H	R	ER	HR	BB	SO	IR/S
8/31	ND	30-16	0.2	5	5	5	0	1	0	0/0

LAST WIN: 5/24/23 vs. TRI (A+)
LAST LOSS: 8/26/23 vs. EUG (A+)
LAST SAVE: 8/16/23 @ EVE (A+)

#40 CHRISTIAN MONTES DE OCA - RHP 2023 HIGHS: IP - 2.1, K - 3, BB- 2, H- 5, R- 4, ER- 3

HEIGHT: 6'4" WEIGHT: 230 B/T: R/R AGE: 23 (8/30/1999 in Santo Domingo, Dominican Republic)

38 G 2-2 6/9 SV/SVO 48/23 K/BB 4.53 ERA

OVERALL: 38 G, 7 HLD, 17 GF, 53.2 IP, 48 H, 27 ER, 8 HR, 48 K, 23 BB **SEPT:** 1 G, 0-0, 0.00 ERA, SV, 2.0 IP, 2 H, 2 K, BB

LAST 10 G: 1-0, 3.31 ERA, 5 GF, 4 SV, 16.1 IP, 14 H, 4 HR, 6 ER, 16 K, 5 BB **VS. ARK:** 2 G, 1-0, 2.70 ERA, GF, SV, 3.1 IP, 2 H, R, ER, HR, 3 K, 2 BB

- Allowed runs in just two of his 10 games with Low-A Visalia to begin his professional career in 2022.
- Made his professional debut on 4/21/2022 vs. San Jose tossing two scoreless innings where he struck out five batters.
- Was a perfect 13-for-13 in save opportunities, tied for the most in the Diamondbacks farm system in 2022.
- By April's end, he earned a 1.02 WHIP and a .139 BAA (5-for-36) in seven relief appearances (10.2 IP).

2023 SPLITS **VS. RHB:** .190/.239/.341, 24 H, 5 HR, 2 2B, 3B, 13 RBI, 36 K, 7 BB **VS. LHB:** .320/.441/.507, 24 H, 5 2B, 3 HR, 18 RBI, 12 K, 16 BB
HOME: 19 G, 2-0, 5.08 ERA, 28.1 IP, 29 H, 5 HR, 16 ER, 27 K, 13 BB **AWAY:** 19 G, 0-2, 3.91 ERA, 10 GF, 6 HLD, 3 SV, 25.1 IP, 19 H, 11 ER, 3 HR, 21 K, 10 BB
W/ RISP: .286/.343/.429, 18 H, 3 2B, 2 HR, 22 RBI, 20 K, 5 BB

RECENT APPEARANCES

DATE	DEC	P-S	IP	H	R	ER	HR	BB	SO	IR/S
7/27	ND	9-6	1.0	0	0	0	0	0	1	0/0
7/30	ND	24-15	1.0	2	2	1	1	0	2	0/0
8/2	ND	24-14	1.1	3	3	1	2	1	1	1/1
8/5	ND	22-15	2.0	0	0	0	0	0	2	0/0
8/9	S (3)	22-18	2.0	1	0	0	0	0	2	0/0
8/12	S (4)	9-8	1.0	0	0	0	0	0	2	0/0
8/15	W (2)	28-18	2.1	1	1	1	1	1	1	3/0
8/18	S (5)	26-15	1.0	1	0	0	0	1	2	0/0
8/22	ND	34-20	2.0	1	0	0	0	1	1	0/0
8/26	BS (3)	35-26	1.2	3	2	2	0	0	1	0/0
8/30	ND	24-16	1.0	2	2	2	1	0	2	0/0
9/2	S (6)	25-17	2.0	2	0	0	0	1	2	0/0

LAST WIN: 8/15/23 vs. ARK
LAST LOSS: 7/5/23 @ SPR
LAST SAVE: 9/2/23 vs. MID

#45 EMAILIN MONTILLA - LHP 2023 HIGHS: IP - 1.2, K - 2, BB- 3, H- 4, R- 4, ER- 4

HEIGHT: 6'5" WEIGHT: 270 B/T: L/L AGE: 27 (10/2/1995 in Neiba, Dominican Republic)

7 G 0-1 0/1 SV/SVO 7/7 K/BB 8.59 ERA

OVERALL: 7 G, BS, 2 GF, 7.1 IP, 13 H, 12 R, 7 ER, 7 K, 7 BB **AUGUST:** 7 G, 0-1, 8.59 ERA, 2 GF, BS, 7.1 IP, 13 H, 3 2B, 3B, 13 R, 7 ER, 7 K, 7 BB

LAST 10 G: 0-1, 8.59 ERA, 2 GF, BS, 7.1 IP, 13 H, 13 R, 7 ER, 7 K, 7 BB **VS. ARK:** 2 G, 0-1, 9.00 ERA, 2.0 IP, 4 H, 4 R, 2 ER, 4 K, BB

- Was signed by the Arizona Diamondbacks to a minor league contract on March, 20, 2023
- Spent the 2019-2022 seasons playing internationally between in Japan, the Dominican Winter League, Italian League, and the Nicaraguan Winter League, going 15-13 with a 3.58 ERA in 73 games (18 starts).
- Had his best season with Parmaclima (Italian Serie A) in 2022 where he went 8-1 with a 1.68 ERA in 10 starts with 67 K and 9 BB.
- In 15 games during his first minor league season has gone 1-0 with a 6.08 ERA between the ACL, Visalia, and Hillsboro.

2023 SPLITS **VS. RHB:** .333/.387/.407, 9 H, 2 2B, 8 RBI, 7 K, 3 BB, 31 PA **VS. LHB:** .571/.727/1.000, 4 H, 2B, 3B, 5 RBI, 4 BB, 11 PA
HOME: 4 G, 0-1, 12.60 ERA, 5.0 IP, 11 H, 7 ER, 6 K, 6 BB **AWAY:** 3 G, 0-0, 0.00 ERA, 2 GF, 2.1 IP, 2 H, 3 R, K, BB
W/ RISP: .444/.522/.500, 8 H, 2B, 12 RBI, 4 K, 4 BB

RECENT APPEARANCES

DATE	DEC	P-S	IP	H	R	ER	HR	BB	SO	IR/S
8/5	BS (1)	51-24	1.2	4	4	4	0	3	1	1/1
8/8	ND	27-16	1.0	0	0	0	0	1	0	0/0
8/13	ND	3-3	0.1	0	0	0	0	0	0	2/0
8/17	L (1)	17-11	1.0	2	2	2	0	1	2	0/0
8/20	ND	20-15	1.0	2	2	2	0	0	2	0/0
8/26	ND	27-17	1.0	2	3	0	0	0	1	0/0
8/31	ND	40-22	1.1	3	1	1	0	2	1	0/0

LAST WIN: 6/11/23 vs. SJ (A-)
LAST LOSS: 8/17/23 vs. ARK
LAST SAVE: 6/5/23 @ ACL OAK (RK)

#14 LIAM NORRIS - LHP				2023 HIGHS: IP- 1.0, K- 1, BB- 2, H- 3, R- 4, ER- 4				RECENT APPEARANCES											
HEIGHT: 6'4"				WEIGHT: 215				B/T: L/L				AGE: 22 (8/13/2001 in Chapel Hill, N.C.)							
3 G				0-2				-1 SV/SVO				3/5 K/BB				15.43 ERA			
OVERALL: 3 G, 2.1 IP, 5 H, HR, 5 R, 4 ER, 3 K, 5 BB														SEPT: 1 G, 0-0, 0.00 ERA, 1.0 IP, H, 2 K, 2 BB					
LAST 10 G: 0-2, 15.43 ERA, 2.1 IP, 5 H, HR, 5 R, 4 ER, 3 K, 5 BB														VS. ARK: --					
Was selected by the Arizona Diamondbacks in the 3rd round (90th Overall) in the 2020 MLB Draft out of Green Hope HS in Cary, N.C.																			
Made his professional debut on May 9, 2021 with Low-A Visalia against Lake Elsinore.																			
Appeared in 16 G (14 GS) in 2021, going 0-7 with a 9.35 ERA between Low-A Visalia and the Arizona Complex League.																			
Pitched all of 2022 with Visalia, going 1-8 with a 7.33 ERA in 20 games (18 starts)...First pro win on 8/13 at Modesto (5.0 IP, 0 H, 0 R, 4 K).																			
Comes to Amarillo after 38 relief appearances in 2023 between Visalia and High-A Hillsboro...5-2 with a 3.40 ERA.																			
2023 SPLITS				VS. RHB: .375/.615/1.000, 3 H, 3B, HR, 4 RBI, 3 K, 5 BB, 13 PA HOME: 2 G, 0-1, 18.00 ERA, 2.0 IP, 4 H, 4 R, 4 ER, HR, 3 K, 4 BB W/ RISP: .500/.600/1.125, 4 H, HR, 3B, 5 RBI, 2 K, 2 BB, 10 PA				VS. LHB: .667/.667/.667, 2 H, RBI, 3 PA AWAY: 1 G, 0-1, 0.00 ERA, H, R, BB				LAST WIN: 8/6/23 vs VAN (A+) LAST LOSS: 8/30/23 vs MID LAST SAVE: 8/9/23 @ SPO (A+)							
#41 MICHEL OTANEZ - RHP				2023 HIGHS: IP- 2.0, K- 4, BB- 3, H- 3, R- 5, ER- 5				RECENT APPEARANCES											
HEIGHT: 6'4"				WEIGHT: 218				B/T: R/R				AGE: 26 (7/3/1997 in Villa La Mata, Dominican Republic)							
25 G				3-2				1/6 SV/SVO				51/20 K/BB				5.74 ERA			
OVERALL: 25 G, 4 GF, 5 HLD, 31.1 IP, 30 H, 20 ER, 2 HR, 51 K, 20 BB														AUGUST: 9 G, 1-0, 4.26 ERA, 2 HLD, 1/3 SVO, 12.2 IP, 12 H, 7 R, 6 ER, 22 K, 7 BB					
LAST 10 G: 1-1, 7.82 ERA, GF, 2 HLD, SV, 12.2 IP, 14 H, 11 ER, 22 K, 10 BB														VS. ARK: 2 G, 0-0, 6.75 ERA, BS, 2.2 IP, 3 H, 3 R, 2 ER, 5 K, 3 BB					
Entering his 6th professional season, having been in professional ball since his 2016 debut season in the Mets system.																			
During his debut season, he posted a 1-1 record with a 4.64 ERA across five starts in the Dominican Summer League.																			
This year marks the first year being apart of the D-backs organization, being signed as a minor league free agent on November 14, 2022.																			
Through his first five appearances this season, he posted a 3.00 ERA (2 ER, 6.0 IP) with a 5.5 K:BB (11 K, 2 BB).																			
2023 SPLITS				VS. RHB: .253/.371/.347, 19 H, 4 2B, HR, 7 RBI, 34 K, 11 BB HOME: 13 G, 1-0, 4.15 ERA, 3 GF, 3 HLD, 17.1 IP, 20 H, HR, 8 ER, 25 K, 14 BB W/ RISP: .170/.304/.234, 8 H, 3 2B, 16 RBI, 24 K, 8 BB				VS. LHB: .239/.375/.391, 11 H, 4 2B, HR, 12 RBI, 17 K, 9 BB AWAY: 12 G, 2-2, 7.71 ERA, SV, 14.0 IP, 10 H, 12 ER, HR, 26 K, 6 BB, 3 HB				LAST WIN: 8/10/23 @ TUL LAST LOSS: 7/25/23 @ MID LAST SAVE: 8/25/23 @ SA							
#23 TAYLOR RASHI - RHP				2023 HIGHS: IP- 2.1, K- 3, BB- 1, H- 2, R- 1, ER- 1				RECENT APPEARANCES											
HEIGHT: 6'4"				WEIGHT: 220				B/T: R/R				AGE: 27 (1/15/1996 in Torrance, CA)							
5 G				2-0				-/- SV/SVO				10/1 K/BB				1.23 ERA			
OVERALL: 5 G, 7.1 IP, GF, 3 H, R, ER, 10 K, BB														SEPT: 1-0, 0.00 ERA, 2.1 IP, 3 K					
LAST 10 G: 2-0, 1.23 ERA, GF, 7.1 IP, 3 H, R, ER, 10 K, BB														VS. ARK: 2 G, 0-0, 4.50 ERA, GF, 2.0 IP, 3 H, R, ER, K					
Was originally selected by the San Francisco Giants in the 23rd round of the 2019 MLB Draft out of UC-Irvine																			
Appeared in 10 games during the 2019 season, going 2-0 with a 1.15 ERA between rookie and short-season A ball.																			
Spent 2021 with High-A Eugene where he went 6-3 with a 4.44 ERA in 32 games in the Northwest League.																			
Appeared in 30 games with Double-A Richmond in 2022 where he went 1-3 with a 2.83 ERA.																			
Was claimed off waivers by the Arizona Diamondbacks on December 7, 2022...Was placed on the 60-day IL on 3/31/23																			
2023 SPLITS				VS. RHB: .000/.077/.000, 7 K, BB, 13 AB HOME: 4 G, 1-0, 1.69 ERA, GF, 5.1 IP, 3 H, 2 2B, R, ER, 7 K, BB W/ RISP: .000/.000/.000, 3 K, 5 AB				VS. LHB: .231/.231/.385, 3 H, 2 2B, RBI, 3 K AWAY: 1 G, 1-0, 0.00 ERA, 2.0 IP, 3 K				LAST WIN: 9/2/23 vs MID LAST LOSS: 8/4/23 vs ACL Giants (Rk) LAST SAVE: 5/5/22 vs AKR (AA)							
#31 JAKE RICE - LHP				2023 HIGHS: IP- 2.0, K- 5, BB- 3, H- 3, R- 5, ER- 5				RECENT APPEARANCES											
HEIGHT: 6'1"				WEIGHT: 220				B/T: L/L				AGE: 26 (7/19/1997 in Birmingham, AL)							
37 G				5-0				3/3 SV/SVO				54/31 K/BB				7.96 ERA			
OVERALL: 37 G, HLD, 8 GF, 37.1 IP, 31 H, 33 ER, 4 HR, 54 K, 31 BB, 7 HB														SEPT: 1 G, 0-0, 9.00 ERA, 1.0 IP, 2 H, R, ER, K					
LAST 10 G: 2-0, 3.95 ERA, SV, 13.2 IP, 13 H, 6 ER, 2 HR, 25 K, 4 BB														VS. ARK: 3 G, 1-0, 5.40 ERA, SV, 3.1 IP, 3 H, 2 R, 2 ER, HR, 6 K, BB					
Made his professional and Low-A debut on 8/18/2021 and tossed 3.2 innings of relief, allowing just one (1) hit and punching out six (6).																			
During his time in Hillsboro in 2022 (4/9-5/22), tied 1st in wins (3) and 2nd in game appearances (11) among qualified club mates.																			
From 8/12-9/16/2022 (AMA), he held his opponent scoreless in eight (8) out of 10 straight relief appearances (9.2 IP), allowing just four (4) earned runs and punching out 10 in the process (3.91 ERA).																			
Set a season-high with 2.0 IP and five strikeouts of the Corpus Christi Hooks on August 5.																			
2023 SPLITS				VS. RHB: .241/.407/.437, 21 H, 5 2B, 4 HR, 21 RBI, 37 K, 20 BB, 5 HB HOME: 21 G, 3-0, 6.84 ERA, 20.1 IP, 19 H, 15 R, 15 ER, 3 HR, 27 K, 16 BB W/ RISP: .256/.441/.395, 11 H, 3 2B, HR, 23 RBI, 16 K, 14 BB, HB				VS. LHB: .189/.348/.226, 10 H, 2 2B, 7 RBI, 17 K, 11 BB, 2 HB AWAY: 16 G, 2-0, 9.53 ERA, 17.0 IP, 12 H, 18 ER, HR, 27 K, 15 BB, 6 HB				LAST WIN: 8/20/23 vs ARK LAST LOSS: 8/24/21 vs RC (A-) LAST SAVE: 8/15/23 vs ARK							
#18 LISTHER SOSA - RHP				2023 HIGHS: IP- 0.2, K- 1, BB- 2, H- 1, R- 3, ER- 3				RECENT APPEARANCES											
HEIGHT: 6'4"				WEIGHT: 208				B/T: R/R				AGE: 21 (9/6/2001 in La Vega, Dominican Republic)							
1 G				0-0				-/- SV/SVO				1/2 K/BB				40.50 ERA			
OVERALL: 1 G, 0.2 IP, H, HR, 3 R, 3 ER, K, 2 BB														SEPT.: 1 G, 0-0, 40.50 ERA, H, 3 R, 3 ER, HR, K, 2 BB					
LAST 10 G: 0-0, 40.50 ERA, 0.2 IP, H, 3 R, 3 ER, HR, K, 2 BB														VS. ARK: --					
Was originally signed by the Pittsburgh Pirates as a minor league free agent on July 2, 2018.																			
Appeared in 22 games with the Pirates all in rookie ball, going 6-2 with a 3.32 with 13 starts.																			
Was traded to the Arizona Diamondbacks on April 1, 2022 in exchange for Josh VanMeter.																			
Over the last two season in the D-backs farm system has gone 7-7 with a 4.11 ERA in 74 games between Visalia and Hillsboro																			
2023 SPLITS				VS. RHB: .333/.600/1.333, H, HR, 3 RBI, K, 2 BB, 5 PA HOME: 1 G, 0-0, 40.50 ERA, 0.2 IP, H, 3 R, 3 ER, HR, K, 2 BB W/ RISP: .500/.500/2.000, H, HR, 3RBI, K, 2 PA				VS. LHB: .---/---/---, ---, ---, --- AWAY: --				LAST WIN: 8/31/23 (1) @ VAN (A+) LAST LOSS: 7/14/23 vs EVE (A+) LAST SAVE: 6/1/23 @ EVE (A+)							
#29 RAFFI VIZCAINO - RHP				2023 HIGHS: IP- 3.0, K- 6, BB- 4, H- 3, R- 3, ER- 3				RECENT APPEARANCES											
HEIGHT: 6'0"				WEIGHT: 237				B/T: R/R				AGE: 27 (12/2/1995 in Sabana Grande, Dominican Republic)							
24 G				0-1				2/3 SV/SVO				43/20 K/BB				5.10 ERA			
OVERALL: 24 G, 10 GF, 2 GS, 2 HLD, 30.0 IP, 26 H, 21 R, 17 ER, 6 HR, 43 K, 20 BB														SEPT: 2 G, GS, 0-0, 3.00 ERA, 3.0 IP, H, R, ER, 4 K, BB					
LAST 10 G: 0-0, 4.61 ERA, 3 GF, 2 GS, 13.2 IP, 13 H, 9 R, 7 ER, 2 HR, 19 K, 8 BB														VS. ARK: 2 G, 0-0, 4.50 ERA, GS, 4.0 IP, 4 H, 2 R, 2 ER, 5 K, BB					
Entering his ninth professional season after taking a one year hiatus for the 2022 campaign, professionally debuting back in 2013.																			
During his debut 2013 season, he posted a 3.80 ERA across 11 game starts (47.1 IP) while punching out 41 batters.																			
This season will be his first in the yellow city and the third season that he spends time at the Double-A level.																			
In his most recent season (2021), he logged a 5.40 ERA (24 ER, 40.0 IP) in 32 relief appearances (2 GS).																			
2023 SPLITS				VS. RHB: .250/.353/.472, 18 H, 4 HR, 2 2B, 3B, 12 RBI, 29 K, 12 BB HOME: 14 G, 0-0, 5.03 ERA, 5 GF, HLD, 19.2 IP, 18 H, 13 R, 11 ER, 3 HR, 29 K, 12 BB W/ RISP: .214/.361/.321, 6 H, HR, 9 RBI, 13 K, 7 BB				VS. LHB: .195/.340/.415, 8 H, 2 HR, 2B, 3B, 4 RBI, 14 K, 8 BB AWAY: 10 G, 0-1, 5.23 ERA, 5 GF, 2/3 SVO, 10.1 IP, 8 H, 8 R, 6 ER, 3 HR, 14 K, 8 BB				LAST WIN: 4/28/23 vs SUG (AAA) LAST LOSS: 7/5/23 @ SPR LAST SAVE: 7/9 @ SPR							

PITCH STARTS: Albright (25), Hill (24), Patrick (19), Olivero (17), Lin (9), Bain (7), Solomon (7), Grammes (5), Tineo (4), Jarvis (3), Mabrey (2), Vizcaino (2), Davies (1), Ray (1)

Overall	Team Pitching																		
	W	L	ERA	G	CG	SHO	SV	SVO	IP	H	R	ER	HR	HB	BB	IBB	SO	WHIP	AVG
	68	58	5.51	126	0	7	32	57	1096.2	1095	753	671	154	68	626	6	1183	1.57	.260

HOME VS. ROAD TEAM PITCHING																	
	W	L	ERA	G	CG	SHO	SV	SVO	IP	H	R	ER	HB	BB	SO	WHIP	AVG
HOME	36	27	6.17	63	0	2	14	23	559.0	597	424	383	31	339	613	1.68	.273
ROAD	32	31	4.82	63	0	5	18	34	537.2	498	329	288	37	287	570	1.46	.245

CONSECUTIVE SCORELESS INNINGS CONSECUTIVE SCORELESS APPEARANCES

PLAYER	LENGTH (P) - DATES	STREAK STATS	PLAYER	LENGTH - DATES	STREAK STATS
Patrick	16.2 - 7/19-30	3 GS, 14 K, 10 H, 2 BB	Green	12 G, 6/3-7/8	8 H, 13 K, 4 BB, 58 BF
Green	15.1 - 6/3-7/8	12 G, 8 H, 13 K, 4 BB	Backhus	9 G - 5/18-6/11	10 H, 14 K, 4 BB, HB
Hill	14.1 - 7/15-27	3 GS, 6 H, 13 K, 4 BB	Saalfrank	8 G - 5/7-5/30	3 H, 17 K, 5 BB, HB
Hill	13.0 - 8/25-9/1	2 GS, 5 H, 10 K, 2 BB, HB	Backhus	6 G, 8/5-24	7 H, 12 K, 6 BB
Saalfrank	12.1 - 5/4-5/30	9 G, 3 H, 18 K, 5 BB, HB	Backhus	6 G, 7/8-30	7 H, 7 K, 5 BB
Patrick	11.1 - 5/21-6/3	3 GS, 3 H, 12 K, 4 BB	Pope	6 G - 5/26 - 6/16	4 H, 11 K, 35 BF
Backhus	10.2 - 5/18-6/11	9 G, 10 H, 14 K, 4 BB, HB	Backhus	6 G - 4/15-5/3	2 H, 2 BB, 9 K
Backhus	10.1 - 8/5-24	6 G, 7 H, 12 K, 6 BB	Grammes	5 G, 7/15-29	10 H, 14 K, 2 BB, HBP
Pope	10.1 - 5/26-6/20	7 G, 4 H, 13 K, 2 BB, HB	Vizcaino	5 G, 7/27-8/6	3 H, 10 K, 4 BB
Backhus	9.1 - 4/12-5/6	8 G, 4 H, 12 K, 2 BB	Rashi	4 G, 8/19-9/2	H, 10 K, BB
Grammes	9.1 - 7/15-8/3	6 G (3 GS), 11 H, 15 K, 2 BB, HBP	Rice	4 G, 8/18-26	4 H, 11 K, BB
Hill	8.1 - 8/8-13	2 GS, 3 H, 7 K, 2 BB	Rice	4 G, 6/3-15	H, 3 K, 2 BB, HB
Backhus	7.2 - 7/8-8/2	7 G, 8 H, 7 K, 5 BB	Grammes	3 G, 6/28-7/5	2 H, 4 K, 3 BB
Lin	7.2 - 7/22-28	2 GS, 4 H, 9 K, BB, HBP	Larsen	3 G, 4/26-8/3	H, 4 K, 6 BB

EJECTIONS

PLAYER/COACH	DATE/LOCATION	UMPIRE	REASON
Shawn Roof	4/30, HODGETOWN vs. FRI	HP Jarrod Moehlmann	Arguing call
Shawn Roof	5/20, Riders Field @ FRI	3B Steven Rios Jr.	Arguing call
Shawn Roof	6/9, Momentum Bank Ballpark @ MID	3B Sean Sparling	Checked swing
Jamison Hill	6/18, HODGETOWN vs SA	1B Steven Rios Jr.	Words
Shawn Roof	6/18, HODGETOWN, vs SA	HP Malcom Smith	Arguing call
Juan Centeno	6/30, HODGETOWN, vs TUL	HP Jarrod Moehlmann	Arguing call
Tom Gorzelanny	7/28, Momentum Bank Ballpark @ MID	HP Chris Murphy	Balls/Strikes
Shawn Roof	8/4, HODGETOWN, vs CC	HP Ty Krauss	Arguing Balk

AWARDS

PLAYER/COACH	AWARD	DATES	STATS
Bryce Jarvis	Texas League Pitcher of the Week	4/17-4/23	1-0, 5.0 IP, 0 H, 8 K, 4 BB
Ryan Bliss	Texas League Player of the Month	April	18 G, .410 AVG (34-for-83), 2 HR, 14 RBI, 17 R
Chad Patrick	Texas League Pitcher of the Week	5/22-5/28	1-0, 7.0 IP, 2 H, 6 K, 2 BB
Ryan Bliss	Texas League Player of the Month	May	23 G, .361 AVG (35-for-97), 5 HR, 13 RBI, 21 R
Caleb Roberts	Texas League Player of the Week	6/28-7/2	.438 (7-for-16), 3 HR, 2 2B, 4 RBI, 3 BB, 1.675 OPS
Deyvison De Los Santos	ARI MiLB Player of the Month	July	14 G, .364 (20-for-55), 2 HR, 4 2B, 3B, 10 RBI
Neyty Castillo	Texas League Player of the Week	8/14-20	.478 (11-for-23), 4 HR, 2 2B, 3B, 14 RBI, 1.694 OPS
Seth Beer	Texas League Player of the Week	8/29-9/3	.526 (10-for-19), 4 HR, 2 2B, 8 RBI, 1.854 OPS

2023 MILESTONES ON THE HORIZON

NAME	MILESTONE	TO MEET (CURRENT TOTAL)
A.J. Vukovich	Amarillo Single-Season RBI Record	7 (87)
Caleb Roberts	Amarillo Single-Season Triples Record	1 (8)

2023 MILESTONES REACHED

NAME	MILESTONE	DATE
Luke Albright	150 Career IP	4/7 @ FRI
Ryan Bliss	150 Career Hits	4/14 vs. CC
A.J. Vukovich	150 Career RBI	4/16 vs. CC
Tim Tawa	150 Career Hits	4/16 vs. CC
A.J. Vukovich	150 Career RBI	4/16 vs. CC
Andrew Saalfrank	100 Career Strikeouts	4/20 @ NWA
Jamison Hill	150 Career Strikeouts	4/21 @ NWA
Austin Pope	200 Career Strikeouts	4/21 @ NWA
Austin Pope	200 Career IP	6/24 @ CC
Devison De Los Santos	150 Career RBI	4/26 vs. FRI
Jackson Goddard	150 Career Strikeouts	4/28 vs. FRI
Deyni Olivero	400 Career IP	4/29 vs. FRI
Tristin English	250 Career Hits	4/29 vs. FRI
Adrian Del Castillo	100 Career Hits	4/30 vs. FRI
A.J. Vukovich	250 Career Hits	5/4 @ CC
Michel Otanez	250 Career Strikeouts	5/17 @ FRI
Ryan Bliss	200 Career Hits	5/28 @ SA
Ryan Bliss	100 Career RBI	6/17 vs SA
Kyle Backhus	100 Career IP	6/1 vs. SPR
Deyni Olivero	300 Career Strikeouts	6/3 (2) vs. SPR
Jordan Lawlar	150 Career Hits	6/3 (1) vs. SPR
Josh Green	250 Career Strikeouts	6/14 vs SA
Jeff Bain	500 Career Strikeouts	7/3 (2) vs TUL
Tim Tawa	Most Single-Season HR	14, 7/15 vs FRI
Caleb Roberts	Most Single-Season HR	10, 7/15 vs FRI
Jordan Lawlar	100 Career RBI	7/16 vs FRI
A.J. Vukovich	Most Single-Season HR	18, 7/22 vs WCH
Seth Beer	450 Career MiLB Hits	7/22 vs WCH
Kyle Backhus	150 Career Strikeouts	7/28 @ MID
Austin Pope	250 Career Strikeouts	7/29 @ MID
Chad Patrick	150 Career Strikeouts	7/30 @ MID
TEAM	Franchise Single-Season HR Record	9/3 vs MID

SOD POODLES vs. LEAGUE IN 2023 (REGULAR SEASON)

NORTH DIVISION	OVERALL	HOME	AWAY	SOUTH DIVISION	OVERALL	HOME	AWAY
Arkansas	4-2	4-2	0-0	Corpus Christi	11-13	6-6	5-7
NW Arkansas	3-3	0-0	3-3	Frisco	9-9	5-4	4-5
Springfield	7-5	4-2	3-3	Midland	15-9	6-6	9-3
Tulsa	9-3	5-1	4-2	San Antonio	6-12	2-4	4-8
Wichita	4-2	4-2	0-0	---			

SOD POODLES vs. LEAGUE ALL-TIME (REGULAR SEASON)

NORTH DIVISION	OVERALL	HOME	AWAY	SOUTH DIVISION	OVERALL	HOME	AWAY
Arkansas	15-16	10-8	5-8	Corpus Christi	52-50	26-20	26-30
NW Arkansas	18-14	8-5	10-9	Frisco	46-49	27-26	19-23
Springfield	20-17	10-8	10-9	Midland	60-45	30-25	30-20
Tulsa	26-24	13-12	13-12	San Antonio	29-33	12-12	17-21
Wichita	14-10	7-5	7-5	---			

SOD POODLES OFFENSE

Most Runs, Game: 17 (2x, Last: 9/3 vs MID)
Most Runs, Inning: 7 (5x: Last: 6/29 vs. TUL, 1st inning)
Most Hits, Game (Team): 19 (9/3 vs MID)
Most Hits, Game (Indiv.): 4 (9x: Last: Centeno, 9/3 vs MID)
Fewest Hits, Game: 2 (3x: Last: 5/18 @ FRI)
Most Hits, Inning: 8 (5/5 @ CC, 3rd inning)
Most HRs, Game (Team): 5 (5x, Last: 9/1 vs MID)
Most HRs, Game (Indiv.): 3 (2x, Last: Beer, 9/1 vs MID)
Most HR, Inning (Team): 3 (3x, Last: 8/16 vs ARK, 5th inning)
Most SBs, Game (Team.): 9 (7/1 vs. TUL)
Most SBs, Game (Indiv.): 3 (4x, Last: Lawlar, 8/10 @ TUL)
Grand Slams: 6 (Last: Castillo, 8/15 vs ARK)
Most Runners LOB, Team: 15 (8/30 vs. MID)
Most Runs Combined (Two Teams): 24 (2x, Last: 9/3 vs MID)
Most Hits Combined (Two Teams): 33 (4/12 vs. CC)
Most Home Runs During Series (Two Teams): 31 (6/28-7/3 vs. TUL)
Most Runs To Overcome Deficit: 10 (4/26 vs. FRI)

SOD POODLES DEFENSE

Most Errors, Team: 4 (2x, Last: 5/23 @ SA)
Most Errors, Individual: 2 (4x, Last: Chen, 8/26 @ SA)
Most Double Plays: 3 (5x, Last: 9/1 vs MID)

SOD POODLES PITCHING

Most Ks, Team (9 innings): 18 (8/17 vs ARK)
Most Ks, Team (extra innings): 16 (6/30 vs TUL (13)
Most Walks, Team: 13 (8/6 vs CC)
Shutouts: 6 (Last: 8/25 @ SA)
Complete Games (9 IP): --
Complete Games (7 IP): --
Complete Game Shutout, Individual: --
Complete Game Shutout (9.0 IP) Individual: --
Longest Start: 8.0 IP (Hill, 9/1 vs MID)
Longest Relief Appearance: 3.1 IP (2x: Last: Workman, 4/26 vs. FRI)
Most Ks, Individual: 11 (Solomon, 8/17 vs ARK)
Most Walks, Individual: 6 (3x: Last: Albright, 8/24 @ SA)

OPPONENTS OFFENSE

Most Runs, Game: 16 (2x: Last: 5/11 vs. MID)
Most Runs, Inning: 8 (3x: Last: 8/6 vs CC, 3rd inning)
Most Hits, Game (Team): 19 (5/11 vs. MID)
Most Hits, Game (Indiv.): 5 (2x: Last: Calabuig, 5/11 vs. MID)
Fewest Hits, Game: 1 (8/25 @ SA)
Most Hits, Inning: 7 (2x, Last: 6/20 @ CC)
Most HRs, Game (Team): 5 (2x, Last: 7/3 (2) vs. TUL)
Most HRs, Game (Indiv.): 3 (Rave, 4/18 @ NWA)
Most SBs, Game (Indiv.): 3 (Acuña, 4/30 vs. FRI)
Grand Slams Against: 5 (Last: Hicks, 5/20 @ FRI)
Most Runners LOB, Team: 14 (5/26 @ SA)
Most Runs To Overcome Deficit: 7 (7/28 @ MID)

OPPONENTS PITCHING

Most Ks Team (9 innings): 17 (2x, Last: 8/12 @ TUL)
Most Ks, Team (extra innings): 15 (6/30 vs TUL)
Most Walks, Team: 12 (6/20 @ CC)
Most Ks, Individual: 10 (Leiter, 5/17 @ FRI)
Most Walks, Individual: 5 (3x, Last: Martinez, J, 7/9 @ SPR)

OPPONENTS DEFENSE

Most Errors, Team: 3 (7x, Last: 8/22 @ SA)
Most Errors, Individual: 3 (Whitcomb, 4/12 vs. CC)
Most Double Plays: 3 (2x, Last: 7/28 @ MID)

MISCELLANEOUS

Longest Home Game Time (9 innings): 3:36 (6/15 vs. SA)
Shortest Home Game Time (9 innings): 1:56 (9/1 vs. MID)
Longest Road Game Time (9 innings): 3:13 (5/5 @ CC)
Shortest Road Game Time (9 innings): 2:05 (5/2 @ CC)
Longest Game Time (7 innings): 2:32 (5/14 (2) vs. MID)
Shortest Game Time (7 innings): 1:39 (6/3 (2) vs. SPR)
Longest Extra-Inning Game: 3:42 (6/30 vs TUL)
Longest Game (Innings): 13 (6/30 vs TUL)
Longest Game Delay (Home): 0:40, 5/31 vs. SPR (rain)
Longest Game Delay (Road): 1:53, 5/19 @ FRI (rain)
Highest Attendance (Home): 7,588 (7/3 vs. TUL)
Highest Attendance (Road): 10,019 (5/16 @ FRI)
Lowest Attendance (Home): 3,231 (4/25 vs. FRI)
Lowest Attendance (Road): 2,041 (7/30 @ MID)

LAST TIME IT HAPPENED - 2023

SOD POODLES (INDIVIDUAL)

Perfect Game:
No-Hitter (Individual):
No-Hitter (Combined):
No-Hitter (7-Inning):
1-Hitter (Individual):
1-Hitter (Combined): 8/25 @ SA, Hill/Rashi/Otanez
2-Hitter (Individual):
2-Hitter (Combined): 3x: Last: 5/27 @ SA, Patrick/Saalfank
3-Hitter (Combined): 7x: Last: 7/16 vs FRI, Lin/Pope/Rice/Backhus
3-Hitter (Individual):
Complete Game Shutout (9 Inning):
Complete Game Shutout (7 Inning):
10 or more strikeouts (P): 3x, Last: Solomon (10, 8/29 vs MID)
Four (4) Hits: 9x, Last: Centeno (9/3 vs MID)
Five (5) Hits:
Six (6) Hits:
Three (3) Doubles:
Four (4) Doubles:
Two (2) Triples:
Two HR Game: 8x, Last: Roberts (9/1 vs MID)
Three HR Game: 2x, Last: Beer (9/1 vs MID)
Grand Slam (Home): 4x, Last: Castillo (8/15 vs. ARK)
Grand Slam (Road): 2x, Last: Duzenack (7/30 @ MID)
Inside-The-Park HR: Lawlar (7/3 (1) vs TUL)
Back-To-Back HRs: 6x: Last: Roberts/Melendez (7/23 vs. WCH)
Back-To-Back-To-Back HRs:
HR, Both Sides of the Plate:
Hitting for the Cycle:

HR in 2 straight games: 25x: Last: De Los Santos (9/2-3 vs MID)
HR in 3 straight games: 3x, Last: Melendez (8/12 @ TUL - 8/15-16 vs ARK)
HR in 4 straight games: Roberts (6/30-7/3 vs TUL)
Triple in 2 straight games:
Five (5) RBI: 5x, Last: Duzenack (8/27 @ SA)
Seven (7) RBI: Vukovich (7/3 (1) vs TUL)
Three Runs: 28x: Last: Tawa (9/3 vs MID)
Four Runs: 4x, Last: Vukovich (7/3 (1) vs TUL)
Five Runs:
Two Stolen Bases: 11x: Last: Dalesandro (8/13 @ TUL)
Three Stolen Bases: 4x, Last: Lawlar (8/10 @ TUL)
Four Stolen Bases:
Steal of home (straight):
Steal of home (double steal): 2x, Last: Bliss/Lawlar, 6/22 @ CC
Four (4) Walks: Roberts (2x, Last: 8/12 @ TUL)
Five (5) Walks:
10 Total Bases in a game: 3x, Last: Beer (12, 9/1 vs MID)

SOD POODLES TEAM

20 Runs, Game:
20 Hits, Game:
10+ Runs, Inning:
Back-to-back 15-hit games:
Everyone in order gets a hit: 9x: Last: 9/3 vs MID
Everyone in order scores a run: 2x, Last: 8/16 vs ARK
Only player in order to get a hit:
15+ Strikeouts, Game (Batting): 3x, Last: 8/12 @ TUL (17)
Triple Play:
Winning Streak: 7 (6/6-6/13)
Losing Streak: 4 (2x: Last: 5/23-5/26)



HIGHS & LOWS - ALL TIME



SOD POODLES OFFENSE

Most Runs, Game: 20 (9/11/21 vs. TUL)
Most Runs, Inning: 11 (6/11/22 vs. FRI, 8th inning)
Most Hits, Game: 24 (9/11/21 vs. TUL)
Most Hits, Game (Indiv.): 5 (3x: Last: Barrosa, 7/22 @ MID)
Fewest Hits, Game: 0 (5/26/22 @ ARK)
Most HRs, Game (Team): 7, (6/5/21 @ FRI)
Most HRs, Game (Indiv.): 3, 3x, Last: Beer (9/1/23 vs MID)
Grand Slams: 17 (Last: Castillo, 8/15/23 vs ARK, 5th inning)
Most SBs, Game (Team.): 9 (7/1/23 vs. TUL)
Most SBs, Game (Indiv.): 3 (9x: Last: Lawlar, 8/10/23 @ TUL)
Most Runners LOB, Team: 15 (8/30/23 vs MID)
Most Runs Combined (Two Teams): 32 (9/11/21 vs. TUL)
Most Hits Combined (Two Teams): 37 (2x: Last: 4/23/22 vs SA)
Most Home Runs During Series (Two Teams): 34 (9/7-12/21 vs. TUL)
Most Runs To Overcome Deficit: 10 (4/26/23 vs. FRI)

SOD POODLES DEFENSE

Most Errors, Team: 5 (6/19/21 vs. MID)
Most Errors, Individual: 2 (29x: Last: Chen, 8/26/23 @ SA)
Most Ground Into Double Plays: 4 (2x: Last: 9/17/21 vs. FRI)

SOD POODLES PITCHING

Most Ks, Team (9 innings): 18 (2x: Last: 5/9/21 @ TUL)
Most Ks, Team (extra innings): 18 (5/19/21 vs MID)
Most Walks, Team: 13 (8/6/23 vs CC)
Shutout: 26x: Last: 8/25/23 @ SA
Last Complete Game (9 IP): --
Last Complete Game (7 IP): Nelson (G1, 9/1/21 @ SA)
Last Complete Game (5 IP): Walston (7/29/22 vs. CC)
Last Complete Game Shutout: Frias (8/1/21 vs. SA (7))
Longest Start: 8.0 IP (2x, Last: Hill, 9/1/23 vs MID)
Longest Relief Appearance: 3.1 IP (4x, last: Workman, 4/26 vs FRI)
Most Ks, Individual: 12 (4x: Last: Pfaadt: 6/23/22 @ CC)
Most Walks, Individual: 7 (Nelson, 7/6/21 @ SA)



LAST TIME IT HAPPENED - ALL TIME

SOD POODLES (INDIVIDUAL)

Perfect Game:
No-Hitter (Individual):
No-Hitter (Combined):
No-Hitter (7-Inning): 2x: Tabor, 7/11/21 @ SA; Frias, 8/1/21 vs. SA
1-Hitter (Individual): 7/29/22 (Walston, 5-inning game)
1-Hitter (Combined): 3x: Last: 8/25/23 @ SA; Hill/Rashi/Otanez
2-Hitter (Individual):
2-Hitter (Combined): 5x: Last: 5/27/23 @ SA, Albright/Saalfrank
3-Hitter (Combined): 22x: Last: 7/16/23 vs FRI, Lin/Pope/Rice/Backhus
3-Hitter (Individual):
Complete Game Shutout (9 Inning):
Complete Game Shutout (7 Inning): 2x: Tabor, 7/11/21 @ SA; Frias, 8/1/21 vs. SA
10 or more strikeouts: 17x, Last: Solomon (8/29/23 vs. MID)
Four (4) Hits: 37x: Last: Centeno (9/3/23 vs MID)
Five (5) Hits: 3x: Last: Cedenio (8/18/22 @ MID)
Six (6) Hits:
Three (3) Doubles: 3x: Last: Carroll, (4/23/22 vs SA)
Four (4) Doubles:
Two (2) Triples:
Two HR Game: 37x: Last: Roberts (9/1/23 vs MID)
Three HR Game: 3x, Last: Beer, 9/1/23 vs MID)
Grand Slam (Home): 13x: Last: Castillo, 8/15/23 vs. ARK)
Grand Slam (Road): 4x: Last: Duzenack, 7/30/23 @ MID
Inside-The-Park HR: 5x: Last: Lawlar (7/3/23 (1) vs TUL)
Back-To-Back HRs: 22x: Last: Roberts/Melendez (7/23/23 vs. WCH)
Back-To-Back-To-Back HRs:
B-2-B-2-B HRs: 9/11/21 vs. TUL - Garrett/Kennedy/Fletcher/Canzone (3rd inning)
HR, Both Sides of the Plate: 3x: Last: Stankiewicz (7/15/22 vs SA)
Hitting for the Cycle:

OPPONENTS OFFENSE

Most Runs, Game: 21 (2x: Last: 9/2/22 vs. FRI)
Most Runs, Inning: 11 (9/2/22 vs. FRI, 5th inning)
Most Hits, Game (Team): 23 (9/2/22 vs. FRI)
Most Hits, Game (Indiv.): 6 (Guldborg, 4/10/22 vs MID)
Fewest Hits, Game: 0 (2x: Last: 8/1/21 vs. SA - Frias no-hitter)
Most HRs, Game (Team): 9 (Last: 5/17/22 vs. TUL)
Most HRs, Game (Indiv.): 4 (Chandler Redmond, 8/10/22 vs SPR)
Most SBs, Game (Indiv.): 3 (Acuña, 4/30/23 vs. FRI)
Grand Slams: 23 (Last: Hicks, 5/20/23 @ FRI, off Hill, 5th inning)
Most Runners LOB, Team: 16 (4/10/22 vs. MID)
Most Runs To Overcome Deficit: 10 (7/18/21 @ MID)

OPPONENTS PITCHING

Most Ks Team (9 innings): 17 (4x: Last: 8/12/23 @ TUL)
Most Ks, Team (extra innings): 19 (5/11/19 @ CC, 10)
Most Walks, Team: 12 (6/20 @ CC)
Shutout: 22x: Last: 8/31/23 vs. MID
Last Complete Game: Jones (5/26/22 (2) @ ARK)
Last Complete Game Shutout (7 IP): Jones (5/26/22 (2) @ ARK)
Most Ks, Individual: 14 (Dustin May, 6/22/19 @ TUL)
Most Walks, Individual: 7 (Robaina, 7/31/22 vs. CC)

OPPONENTS DEFENSE

Most Errors, Team: 4 (5x: Last: 7/22/22 @ MID)
Most Errors, Individual: 3 (3x: Last: Whitcomb, 4/12/23 vs. CC)
Most Ground Into Double Plays: 4 (2x: Last: 9/14/22 @ SA)

MISCELLANEOUS

Longest Home Game Time (9 innings): 4:08 (9/11/21 vs. TUL)
Shortest Home Game Time (9 innings): 1:56 (9/1/23 vs MID)
Longest Road Game Time (9 innings): 3:34 (7/29/19 @ NWA)
Shortest Road Game Time (9 innings): 1:50 (8/21/22 @ MID)
Longest Game Time (7 innings): 2:36 (9/1/21 @ SA)
Shortest Game Time (7 innings): 1:29 (5/26/22 (2) @ ARK)
Longest Extra-Inning Game: 4:08 (4/22/22 vs. SA, 11)
Longest Game (Innings): 13 (6/30/23 vs TUL)
Longest Game Delay (Home): 3:15 (5/18/21 vs. MID)
Longest Game Delay (Road): 1:53 (5/19/23 @ FRI)
Highest Attendance (Home): 7,588 (7/3/23 vs. TUL)
Highest Attendance (Road): 10,366 (5/18/19 @ FRI)
Lowest Attendance (Home): 3,231 (4/25/23 vs. FRI)
Lowest Attendance (Road): 1,906 (8/17/22 @ MID)
Largest Margin of Victory: 15 (19-4, 6/9/21 vs. CC)
Largest Margin of Defeat: 19 (21-2, 9/2/22 vs. FRI)

HR in 2 straight games: 68x: Last: De Los Santos (9/2-3/23 vs MID)
HR in 3 straight games: 10x: Last: Melendez (8/12 @ TUL-8/15-16/23 vs. ARK)
HR in 4 straight games: Roberts (6/30-7/3/23 vs TUL)
Triple in 2 Straight games: 5x: Last: Carroll (5/17-18 vs. TUL)
Triple in 3 straight games: Carroll, 6/12-15 vs. FRI, @ SA)
Five (5) RBI: 16x: Last: Duzenack (8/27/23 @ SA)
Six (6) RBI: 4x: Last: Forbes, (7/28/22 vs. CC)
Seven (7) RBI: 2x, Last: Vukovich (7/3/23 (1) vs TUL)
Four Runs: 10x: Last: Vukovich (7/3/23 (1) vs TUL)
Five Runs: Perdomo (9/11/21 vs. TUL)
Two Stolen Bases: 45x: Last: Dalesandro (8/13/23 @ TUL)
Three Stolen Bases: 9x: Last: Lawlar (8/10/23 @ TUL)
Four Stolen Bases:
Steal of home (straight): 2x: Last: Barrosa (9/4/22 vs FRI)
Steal of home (double steal): 3x: Last: Bliss/Lawlar (6/22/23 @ CC)
Four (4) Walks: 4x: Last: Roberts (8/12/23 @ TUL)
10 Total Bases in a Game: 9x: Last: Beer (9/1/23 vs. MID)
Most Total Bases in a game: 12 (5x: Last: Beer (9/1/23 vs. MID)

SOD POODLES TEAM

20 Runs, Game: 20, 9/11/21 vs. TUL
20 Hits, Game: 5x: Last: 20, 8/18/22 @ MID
10+ Runs, Inning: 2x: Last: 6/11/22 vs. FRI (11, 8th inning)
Back-to-back 15-hit games: 2x: Last: 4/22-4/23/22 vs. SA
Everyone in order gets a hit: 34x: Last: 8/16/23 vs. ARK
Everyone in order gets multiple-hits: 5/8/22 vs. MID
Everyone in order scores a run: 8x: Last: 8/16/23 vs. ARK
Only player in order to get a hit: 4x: Last: Diaz, G1, 9/1/21 @ SA
15+ Strikeouts, Game (Batting): 19x: Last: 8/12/23 @ TUL (17)
Triple Play:
Winning Streak: 7 (6/6-13/23)
Losing Streak: 7 (7/30-8/6/22)

DATE	NO	TRANSACTION
4/7	1	INF Camden Duzenack reinstated from the Dev. List, transferred to AMA.
4/11	2	RHP Josh Green reinstated from the Dev. List, assigned to AMA.
4/11	3	RHP Jackson Goddard placed on the Dev. List.
4/12	4	LHP Joe Mantiply assigned to AMA on MLB Rehab Assignment.
4/14	5	INF Camden Duzenack transferred to RNO.
4/18	6	LHP Joe Mantiply recalled from MLB Rehab Assignment to ARI.
4/18	7	RHP Jackson Goddard reinstated from Dev. List, assigned to AMA.
4/20	8	OF Caleb Roberts placed on AMA IL.
4/21	9	RHP Raffi Vizcaino transferred from AMA to RNO.
4/21	10	INF Jonathan Guzman transferred to AMA from HIL.
4/21	11	LHP Hugh Fisher transferred to AMA from HIL.
4/22	12	RHP Michel Otanez placed on AMA IL.
4/25	13	RHP Byrce Jarvis transferred from AMA to RNO.
4/25	14	LHP Dillon Larsen transferred to AMA from HIL.
4/25	15	RHP Marcos Tineo transferred to AMA from HIL.
5/2	16	RHP Mitchell Stump transferred to AMA from RNO.
5/2	17	LHP Dillon Larsen transferred from AMA to HIL.
5/5	18	INF Tristin English transferred from AMA to RNO.
5/5	19	INF Kevin Vicuña signed by ARI, assigned to AMA.
5/7	20	INF Jonathan Guzman placed on AMA IL.
5/8	21	INF Jarrod Watkins transferred to AMA from HIL.
5/10	22	RHP Josh Green placed on AMA IL.
5/13	23	RHP Michel Otanez reinstated from AMA IL.
5/14	24	INF Neyfy Castillo placed on AMA IL.
5/16	25	OF Caleb Roberts reinstated from AMA IL.
5/16	26	RHP Endrys Briceno transferred to AMA from RNO.
5/16	27	RHP Marcos Tineo released.
5/19	28	INF Camden Duzenack reinstated from RNO IL, transferred to AMA.
5/19	29	LHP Hugh Fisher placed on Dev. List.
5/20	30	RHP Zach Davies assigned to AMA on MLB Rehab.
5/23	31	INF Neyfy Castillo reinstated from IL.
5/23	32	INF Seth Beer reinstated from Dev. List, transferred to AMA.
5/23	33	INF Kevin Vicuña placed on Dev. List.
5/23	34	INF Jarrod Watkins released.
5/25	35	RHP Endrys Briceno transferred from AMA to RNO.
5/25	36	RHP Conor Grammes transferred to AMA from HIL.
5/26	37	RHP Michel Otanez transferred from AMA to RNO.
5/26	38	LHP Hugh Fisher reinstated from Dev. List.
6/1	39	RHP Josh Green reinstated from IL.
6/1	40	LHP Hugh Fisher placed on Dev. List.
6/13	41	RHP Christian Montes De Oca placed on IL.
6/20	42	RHP Blake Workman released.
6/20	43	LHP Andrew Saalfank transferred from AMA to RNO.
6/20	44	RHP Michel Otanez transferred to AMA from RNO.
6/20	45	RHP Peter Solomon transferred to AMA from RNO.
6/21	46	INF Kevin Vicuña transferred from AMA to HIL.
6/24	47	RHP Jackson Goddard placed on AMA IL.
6/26	48	RHP Gerald Ogando transferred to AMA from HIL.
6/29	49	RHP Raffi Vizcaino reinstated from RNO IL, transferred to AMA.
6/29	50	RHP Christian Montes De Oca reinstated from IL.
6/29	51	LHP Jake Rice placed on Dev. List.
7/1	52	INF Kevin Vicuña transferred to AMA from HIL.
7/1	53	INF Deyvison De Los Santos placed on the Dev. List.
7/7	54	INF Julio Carrion transferred to AMA from VIS.
7/7	55	INF Ryan Bliss placed on Temp. Inactive List.
7/7	56	INF Jordan Lawlar placed on Temp. Inactive List.
7/9	57	RHP Deyni Olivero placed on Dev. List.
7/13	58	INF Jordan Lawlar reinstated from Temp. Inactive List.
7/13	59	C J.J. D'Orazio transferred to AMA from HIL.
7/13	60	LHP Yu-Min Lin transferred to AMA from HIL.
7/13	61	LHP Will Mabrey transferred to AMA from HIL.
7/13	62	INF Ivan Melendez transferred to AMA from HIL.

[illegible][illegible]

Game	Date	Opponent	W/L	Winning Pitcher	Losing Pitcher	Save	Record	Standing	Attendance	TOG
1	4/6	@ FRI	L, 12-4	Anderson, G (1-0)	Jarvis, B (0-1)	-	0-1	T-2nd (-1.0)	8,320	2:28
2	4/7	@ FRI	W, 3-1	Albright, L (1-0)	Krauth, N (0-1)	Backhus, K (1)	1-1	T-1st (+0.5)	8,655	2:16
3	4/8	@ FRI	W, 5-3	Rice, J (1-0)	Starr, N (0-1)	Vizcaino, R (1)	2-1	T-1st (+1.0)	9,030	2:57
4/9-10		OFF								
4	4/11	CC	L, 5-4	Melendez, J (1-0)	Patrick, C (0-1)	Macuare, A (1)	2-2	T-2nd (-1.0)	5,452	2:26
5	4/12	CC	W, 13-10	Mantiply, J (1-0)	Robaina, J (0-1)	-	3-2	T-1st (+1.0)	4,093	3:16
6	4/13	CC	W, 5-2	Jarvis, B (1-1)	Cobos, F (0-1)	Montes De Oca, C (1)	4-2	1st (+1.0)	4,547	2:39
7	4/14	CC	L, 13-10	Sprinkle, J (1-0)	Albright, L (1-1)	-	4-3	T-1st (+1.0)	6,417	2:54
8	4/15	CC	W, 5-3	Mantiply, J (2-0)	Gordon, C (0-2)	Backhus, K (2)	5-3	1st (+1.0)	6,146	2:28
9	4/16	CC	L, 11-5	Melendez, J (2-0)	Patrick, C (0-2)	-	5-4	T-1st (+1.0)	5,187	2:54
4/17		OFF								
10	4/18	@ NWA	L, 16-6	Del Rosario, Y (1-0)	Olivero, D (0-1)	-	5-5	T-1st (+1.0)	2,399	2:40
11	4/19	@ NWA	W, 5-0	Jarvis, B (2-1)	Veneziano, A (1-1)	-	6-5	T-1st (+1.0)	2,792	2:29
12	4/20	@ NWA	W, 3-2 (10)	Otanez, M (1-0)	Biasi, D (1-1)	Rice, J (1)	7-5	1st (+0.5)	3,751	3:08
13	4/21	@ NWA	L, 5-0	Hoffmann, A (2-1)	Hill, J (0-1)	-	7-6	T-1st (+1.0)	4,690	2:26
14	4/22	@ NWA	L, 5-0	Marsh, A (1-0)	Patrick, C (0-3)	-	7-7	T-1st (+3.0)	4,856	2:14
15	4/23	@ NWA	W, 6-2	Saalfrank, A (1-0)	Way, B (0-2)	-	8-7	T-1st (+0.5)	4,640	2:48
4/24		OFF								
16	4/25	FRI	W, 9-7	Rice, J (2-0)	Starr, N (1-2)	Backhus, K (3)	9-7	T-1st (+1.0)	3,231	2:34
17	4/26	FRI	W, 12-11 (10)	Workman, B (1-0)	Church, M (0-1)	-	10-7	1st (+1.0)	3,275	3:24
18	4/27	FRI	L, 5-1	Roby, T (1-2)	Bain, J (0-1)	-	10-8	1st (+0.5)	6,239	2:38
19	4/28	FRI	L, 12-6	Speas, A (1-0)	Patrick, C (0-4)	-	10-9	2nd (-0.5)	4,393	2:55
20	4/29	FRI	W, 11-4	Olivero, D (1-1)	Leiter, J (0-2)	-	11-9	1st (+0.5)	5,928	2:38
21	4/30	FRI	L, 12-7	Church, M (1-1)	Tineo, M (0-1)	-	11-10	T-1st (+0.5)	5,125	2:53
5/1		OFF								
22	5/2	@ CC	L, 3-1	Robaina, J (1-2)	Fisher, H (0-1)	-	11-11	T-2nd (-1.0)	2,774	2:05
23	5/3	@ CC	W, 3-0	Pope, A (1-0)	Kouba, R (1-1)	Backhus, K (4)	12-11	T-1st (+1.5)	2,401	2:15
24	5/4	@ CC	L, 6-1	Gordon, C (2-2)	Patrcik, C (0-5)	-	12-12	T-2nd (-1.0)	3,678	2:11
25	5/5	@ CC	W, 12-8	Goddard, J (1-0)	Plumlee, P (0-1)	-	13-12	T-1st (+2.5)	4,651	3:13
26	5/6	@ CC	L, 12-7	VanWey, L (1-0)	Tineo, M (0-2)	-	13-13	T-2nd (-1.0)	4,327	2:49
27	5/7	@ CC	L, 5-4	Arrighetti, S (2-2)	Albright, L (1-2)	McDonald, C (1)	13-14	T-2nd (-2.0)	4,726	2:28
5/8		OFF								
28	5/9	MID	L, 11-9	Supak, T (2-0)	Hill, J (0-2)	-	13-15	2nd (-3.0)	6,284	2:47
29	5/10	MID	W, 6-3	Saalfrank, A (2-0)	Salinas, R (1-2)	-	14-15	2nd (-2.0)	4,495	2:20
30	5/11	MID	L, 16-6	Pérez, F (1-0)	Olivero, D (1-2)	-	14-16	2nd (-3.0)	5,363	2:56
31	5/12	MID	L, 6-1	Cushing J (1-0)	Tineo, M (0-3)	-	14-17	3rd (-4.0)	7,165	2:27
	5/13	MID	PPD							
32	5/14(1)	MID	W, 10-1	Albright, L (2-2)	Ginn, J (0-2)	-	15-17	-	0	1:40
33	5/14(2)	MID	L, 13-1	Tomioka, S (1-0)	Hill, J (0-3)	-	15-18	3rd (-4.0)	4,621	2:32
5/15		OFF								
34	5/16	@ FRI	L, 3-2	Church, M (2-2)	Goddard, J (1-1)	Starr, N (1)	15-19	3rd (-4.0)	10,019	2:30
35	5/17	@ FRI	L, 10-4	Leiter, J (2-2)	Olivero, D (1-3)	-	15-20	T-4th (-4.0)	2,890	2:27
36	5/18	@ FRI	L, 7-1	Garcia, R (1-3)	Bain, J (0-2)	-	15-21	5th (-4.0)	3,480	2:13
37	5/19	@ FRI	W, 2-1	Albright, L (3-2)	White, O (1-1)	Rice, J (2)	16-21	T-4th (-4.0)	5,943	2:24 (1:53)
38	5/20	@ FRI	L, 8-7 (10)	Kelly, A (2-0)	Stumpo, M (0-1)	-	16-22	T-4th (-5.0)	7,070	3:26
39	5/21	@ FRI	W, 3-1	Patrick, C (1-5)	Church, M (2-3)	Montes De Oca, C (2)	17-22	T-4th (-5.0)	6,306	2:32
5/22		OFF								
40	5/23	@ SA	L, 14-4	Bachar, L (2-0)	Olivero, D (1-4)	-	17-23	5th (-5.0)	5,054	2:48
41	5/24	@ SA	L, 4-3	Hernandez, N (3-1)	Montes De Oca, C (0-1)	-	17-24	5th (-5.0)	4,990	2:35
42	5/25	@ SA	L, 5-4	Kopps, K (3-0)	Otanez, M (1-1)	Jacob, A (1)	17-25	5th (-6.0)	3,549	2:35
43	5/26	@ SA	L, 8-2	Wolf, J (3-5)	Hill, J (0-4)	-	17-26	5th (-7.0)	4,124	2:57
44	5/27	@ SA	W, 1-0	Patrick, C (2-5)	Snider, D (0-3)	Saalfrank, A (1)	18-26	5th (-6.0)	4,828	2:30
45	5/28	@ SA	W, 9-3	Grammes, C (1-0)	Henry, H (1-2)	-	19-26	5th (-5.0)	3,530	2:46
5/29		OFF								
46	5/30	SPR	W, 7-1	Bain, J (1-2)	Gragg, L (0-3)	-	20-26	5th (-4.0)	4,179	2:11
47	5/31	SPR	W, 13-8	Stumpo, M (1-1)	Sawyer, L (1-2)	-	21-26	4th (-4.0)	4,177	3:03
48	6/1	SPR	W, 3-2	Grammes, C (2-0)	Pereira, W (3-3)	-	22-26	4th (-4.0)	4,690	1:54
49	6/2	SPR	PPD							
49	6/3 (1)	SPR	L, 5-4 (8)	Roycroft, C (1-0)	Backhus, K (0-1)	Granillo, A (2)	22-27	4th (-3.5)	-	2:26
50	6/3 (2)	SPR	W, 6-1 (7)	Olivero, D (2-4)	Hernandez, K (5-2)	-	23-27	4th (-4.0)	6,502	1:39
51	6/4	SPR	L, 6-5	Sawyer, L (2-2)	Grammes, C (2-1)	-	23-28	4th (-4.0)	5,636	2:44

GAME	DATE	OPPONENT	W/L	WINNING PITCHER	LOSING PITCHER	SAVE	RECORD	STANDING	ATTENDANCE	TOG
52	6/6	@ MID	W, 8-4	Albright, L (4-2)	Estes, J (3-4)	--	24-28	4th (-4.0)	3,738	2:33
53	6/7	@ MID	W, 4-0	Green, J (1-0)	Cusick, R (3-3)	--	25-28	3rd (-4.0)	3,042	2:35
54	6/8	@ MID	W, 12-3	Patrick, C (3-5)	Leal, D (2-2)	--	26-28	T-2nd (-3.0)	3,711	2:29
55	6/9	@ MID	W, 7-5	Olivero, D (3-4)	Howard, B (2-3)	Backhus, K (5)	27-28	T-2nd (-3.0)	6,290	2:19
56	6/10	@ MID	W, 13-10	Saalfrank, A (3-0)	Kubo, T (0-1)	Green, J (1)	28-28	2nd (-3.0)	5,032	2:46
57	6/11	@ MID	W, 4-1	Albright, L (5-2)	Estes, J (3-5)	Backhus, K (6)	29-28	2nd (-2.0)	2,190	2:23
	6/12	OFF								
58	6/13	SA	W, 10-2	Hill, J (1-4)	Wolf, J (5-6)	--	30-28	2nd (-1.0)	5,109	2:50
59	6/14	SA	L, 5-2	Quezada, J (1-1)	Patrick, C (3-6)	--	30-29	2nd (-2.0)	4,996	2:34
60	6/15	SA	L, 11-9	Blanchard, J (1-0)	Backhus, K (0-2)	Jacob, A (4)	30-30	2nd (-3.0)	5,703	3:36
61	6/16	SA	L, 12-9	Leasher, A (1-0)	Bain, J (1-3)	Malacki, B (1)	30-31	T-2nd (-4.0)	6,838	2:40
62	6/17	SA	W, 9-7	Saalfrank, A (4-0)	Gonzalez, B (0-1)	Green, J (2)	31-31	2nd (-3.0)	7,258	2:42
63	6/18	SA	L, 11-4	Wolf, J (6-6)	Goddard, J (1-2)	--	31-32	2nd (-4.0)	6,352	2:38
	6/19	OFF								
64	6/20	@ CC	L, 12-6	Brown, T (1-1)	Olivero, D (3-5)	--	31-33	T-2nd (-4.0)	3,351	3:03
65	6/21	@ CC	L, 5-4	Robaina, J (6-4)	Patrick, C (3-7)	McDonald, C (4)	31-34	3rd (-5.0)	3,587	2:28
66	6/22	@ CC	W, 7-5	Backhus, K (1-2)	Gaither, R (0-1)	--	32-34	T-2nd (-4.0)	4,084	2:55
67	6/23	@ CC	L, 10-9	Brown, T (2-1)	Stumpo, M (1-2)	--	32-35	3rd (-5.0)	4,612	2:57
68	6/24	@ CC	W, 5-3	Hill, J (2-4)	Chaidez, A (1-4)	--	33-35	T-2nd (-4.0)	6,008	2:35
69	6/25	@ CC	W, 6-3	Olivero, D (4-5)	Kouba, R (4-3)	--	34-35	2nd (-3.0)	5,991	2:18
END OF 1ST HALF										
70	6/28	TUL	W, 6-4	Backhus, K (2-2)	Dodson, T (4-5)	--	35-35, 1-0	T-1st (+1.0)	4,723	2:25
71	6/29	TUL	W, 12-7	Pope, A (2-0)	Frasso, N (1-3)	Green, J (3)	36-35, 2-0	T-1st (+1.0)	5,419	2:57
72	6/30	TUL	L, 7-6 (13)	Fisher, B (5-1)	Grammes, C (2-2)	--	36-36, 2-1	T-2nd (-1.0)	6,731	3:42
73	7/1	TUL	W, 12-10	Backhus, K (3-2)	Acosa, A (0-3)	--	37-36, 3-1	T-2nd (-1.0)	6,860	3:28
74	7/2	TUL	PSTP							
74	7/3 (1)	TUL	W, 15-7	Olivero, D (5-5)	Casparius, B (0-3)	--	38-36, 4-1			1:54
75	7/3 (2)	TUL	W, 10-9	Montes De Oca, C (1-1)	Sublette, R (1-3)	Green, J (4)	39-36, 5-1	T-1st (+2.0)	7,588	2:26
76	7/4	@ SPR	L, 9-8	Martinez, J (2-1)	Backhus, K (3-3)	Sawyer, L (6)	39-37, 5-2	T-1st (+1.0)	6,423	3:05
77	7/5	@ SPR	L, 5-4	Sawyer, L (3-2)	Vizcaino (0-1)	--	39,38, 5-3	2nd (-1.0)	2,203	2:33
78	7/6	@ SPR	L, 5-3	Pope, B (1-1)	Montes De Oca, C (1-2)	Granillo, A (8)	39-39, 5-4	2nd (-1.5)	3,358	2:26
79	7/7	@ SPR	PSTP							
79	7/8 (1)	@ SPR	W, 4-3	Hill, J (3-4)	Pereira, W (5-5)	Pope, A (1)	40-39, 6-4		--	2:07
80	7/8 (2)	@ SPR	W, 7-6	Backhus, K (4-3)	Pope, B (1-2)	Green, J (5)	41-39, 7-4	2nd (-1.0)	4,200	2:16
81	7/9	@ SPR	W, 9-6	Ogando, G (1-0)	Komar, B (1-5)	Vizcaino, R (2)	42-39, 8-4	T-1st (+2.0)	2,517	2:56
	7/10-13	OFF								
ALL-STAR BREAK										
82	7/14	FRI	L, 8-3	Wolfram, G (5-0)	Albright, L (5-3)	--	42-40, 8-5	2nd (-1.0)	7,015	2:37
83	7/15	FRI	W, 11-4	Hill, J (4-4)	Krauth, N (2-6)	--	43-40, 9-5	T-1st (+2.0)	6,871	2:33
84	7/16	FRI	W, 8-0	Lin, Y (1-0)	Bremer, N (0-1)	--	44-40, 10-5	T-1st (+3.0)	6,036	2:24
	7/17	OFF								
85	7/18	WCH	W, 10-7	Otanez, M (2-1)	Luna, C (1-6)	Mabrey, W (1)	45-40, 11-5	1st (+1.0)	4,394	2:23
86	7/19	WCH	W, 7-5	Grammes, C (3-2)	Floyd, T (2-2)	Backhus, K (7)	46-40, 12-5	1st (+2.0)	3,885	2:50
87	7/20	WCH	L, 4-1	Bentley, D (2-1)	Albright, L (5-4)	--	46-41, 12-6	1st (+2.0)	5,584	2:47
88	7/21	WCH	W, 3-2	Hill, J (5-4)	Raya, M (0-1)	Ogando, G (1)	47-41, 13-6	1st (+3.0)	7,120	2:08
89	7/22	WCH	W, 8-2	Lin, Y (2-0)	Adams, T (2-7)	--	48-41, 14-6	1st (+3.0)	6,538	2:24
90	7/23	WCH	L, 12-6	Mattson, I (1-1)	Ogando, G (1-1)	--	48-42, 14-7	1st (+2.0)	5,174	2:49
	7/24	OFF								
91	7/25	@ MID	L, 7-5	Feltman, D (5-1)	Otanez, M (2-2)	Juan, J (1)	48-43, 14-8	1st (+1.0)	2,455	2:47
92	7/26	@ MID	W, 9-1	Albright, L (6-4)	Beers, B (2-6)	--	49-43, 15-8	1st (+2.0)	2,655	2:40
93	7/27	@ MID	L, 4-1	Cushing, J (5-4)	Hill, J (5-5)	Tomioka, S (2)	49-44, 15-9	1st (+1.0)	3,293	2:18
94	7/28	@ MID	L, 10-9	De La Cruz, J (1-0)	Ogando, G (1-2)	Baum, T (1)	49-45, 15-10	T-1st (+1.0)	3,712	2:51
95	7/29	@ MID	W, 7-3	Mabrey, W (1-0)	Leal, D (3-5)	--	50-45, 16-10	T-1st (+2.0)	4,350	2:26
96	7/30	@ MID	W, 6-2	Patrick, C (4-7)	Holman, G (0-2)	--	51-45, 17-10	1st (+1.0)	2,041	2:25
	7/31	OFF								
97	8/1	CC	W, 7-5	Albright, L (7-4)	Gomez, C (1-3)	Mabrey, W (2)	52-45, 18-10	1st (+2.0)	4,536	2:35
98	8/2	CC	L, 13-11	Henley, B (2-4)	Backhus, K (4-4)	--	52-46, 18-11	1st (+1.0)	4,507	2:51
99	8/3	CC	W, 4-3	Rice, J (3-0)	Brown, T (3-2)	--	53-46, 19-11	1st (+2.0)	6,008	2:33
100	8/4	CC	L, 6-3	Robaina, J (8-4)	Lin, Y (2-1)	--	53-47, 19-12	1st (+1.0)	5,614	2:43
101	8/5	CC	W, 8-7	Backhus, K (5-4)	VanWey, L (1-1)	--	54-47, 20-12	1st (+2.0)	6,175	2:58
102	8/6	CC	L, 14-8	Macuare, A (1-1)	Albright, L (7-5)	--	54-48, 20-13	1st (+1.0)	5,875	3:08
	8/7	OFF								



Game	Date	Opponent	W/L	Winning Pitcher	Losing Pitcher	Save	Record	Standing	Attendance	TOG
103	8/8	@ TUL	L, 7-4	Sublette, R (2-3)	Hill, J (5-6)	Gowdy, K (1)	54-49, 20-14	1st (+1.0)	3,508	2:40
104	8/9	@ TUL	W, 7-4	Mabrey, W (2-0)	Dodson, T (5-6)	Montes De Oca, C (3)	55-49, 21-14	1st (+1.0)	3,727	2:40
105	8/10	@ TUL	W, 7-4	Otanez, M (3-2)	Little, J (0-1)	Backhus, K (8)	56-49, 22-14	1st (+1.0)	3,762	2:57
106	8/11	@ TUL	L, 5-1	Williams, K (1-0)	Solomon, P (0-1)	--	56-50, 22-15	T-1st (+3.0)	6,247	2:27
107	8/12	@ TUL	W, 10-9	Rice, J (4-0)	Fisher, B (5-4)	Montes De Oca, C (4)	57-50, 23-15	1st (+1.0)	6,295	3:10
108	8/13	@ TUL	W, 9-3	Hill, J (6-6)	Ortiz-Mayr, O (1-4)	--	58-50, 24-15	1st (+2.0)	2,886	2:48
	8/14	OFF								
109	8/15	ARK	W, 8-7	Montes De Oca, C (2-2)	Tyler, K (6-9)	Rice, J (3)	59-50, 25-15	1st (+3.0)	4,150	2:49
110	8/16	ARK	W, 17-6	Lin, Y (3-1)	Semple, S (2-5)	--	60-50, 26-15	1st (+3.0)	3,522	2:51
111	8/17	ARK	L, 8-6	Kober, C (4-1)	Montilla, E (0-1)	Kuhn, T (3)	60-51, 26-16	1st (+2.0)	4,373	2:59
112	8/18	ARK	W, 6-5	Grammes, C (4-2)	Benitez, J (2-3)	Montes De Oca, C (5)	61-51, 27-16	1st (+3.0)	5,804	2:35
113	8/19	ARK	L, 7-5	Kaminsky, R (1-1)	Stumpo, M (1-3)	Berroa, P (4)	61-52, 27-17	1st (+2.0)	6,852	2:54
114	8/20	ARK	W, 7-5	Rice, J (5-0)	Tyler, K (6-10)	Backhus, K (9)	62-52, 28-17	1st (+3.0)	4,457	2:34
	8/21	OFF								
115	8/22	@ SA	L, 8-7 (10)	Bachar, J (4-0)	Stumpo, M (1-4)	--	62-53, 28-18	1st (+2.0)	3,695	3:11
116	8/23	@ SA	L, 4-2	Milacki, B (4-3)	Solomon (0-2)	Contreras, E (3)	62-54-28-19	1st (+1.0)	3,122	2:31
117	8/24	@ SA	W, 4-2	Albright, L (8-5)	Mazur, A (0-2)	Backhus, K (10)	63-54, 29-19	1st (+1.0)	3,507	2:28
118	8/25	@ SA	W, 1-0	Rashi, T (1-0)	Bachar, L (4-1)	Otanez, M (1)	64-54, 30-19	1st (+2.0)	3,152	2:11
119	8/26	@ SA	L, 6-5 (10)	Contreras, R (6-7)	Norris, L (0-1)	--	64-55, 30-20	1st (+2.0)	4,148	3:08
120	8/27	@ SA	L, 11-10	Milacki, B (5-3)	Lin, Y (3-2)	Lopez, Ju (4)	64-56, 30-21	1st (+2.0)	2,269	2:50
	8/28	OFF								
121	8/29	MID	W, 7-6	Mabrey, W (3-0)	Coker, C (2-4)	--	65-56, 31-21	1st (+3.0)	4,110	2:34
122	8/30	MID	L, 7-3	Perkins, J (1-0)	Norris, L (0-2)	--	65-57, 31-22	1st (+2.0)	3,879	3:08
123	8/31	MID	L, 11-0	Basso, B (2-0)	Ray, D (0-1)	Emmanuel, S (1)	65-58, 31-23	1st (+1.0)	4,662	2:34
124	9/1	MID	W, 10-0	Hill, J (7-6)	Beers, B (3-9)	--	66-58, 32-23	1st (+2.0)	5,103	1:56
125	9/2	MID	W, 6-4	Rashi, T (2-0)	Weisenberger, J (0-1)	Montes De Oca, C (6)	67-58, 33-23	1st (+3.0)	6,282	2:19
126	9/3	MID	W, 17-7	Mabrey, W (4-0)	Cusick, R (4-7)	--	68-58, 34-23	1st (+4.0)	4,888	3:02
	9/4	OFF								
127	9/5	@ ARK								
128	9/6	@ ARK								
129	9/7	@ ARK								
130	9/8	@ ARK								
131	9/9	@ ARK								
132	9/10	@ ARK								
	9/11	OFF								
133	9/12	FRI								
134	9/13	FRI								
135	9/14	FRI								
136	9/15	FRI								
137	9/16	FRI								
138	9/17	FRI								
END OF SEASON										