





## LOGGING INTO YOUR ACCOUNT

### Step 1)

On the San Jose Giants website, scroll down to the 'Tickets' headline. Select **MyTickets Account**.



**FAN ZONE**   
ENTER-TO-WIN CONTESTS, TRIVIA, & POLLS [CLICK HERE TO ENTER](#)

**Tickets**

- My Tickets Account** (circled in red)
- Managing Tickets
- Mini Plans
- Group Tickets

**Season Recap**

2021 San Jose Giants Season Recap  
The 2021 San Jose Giants put together one of the best seasons in franchise

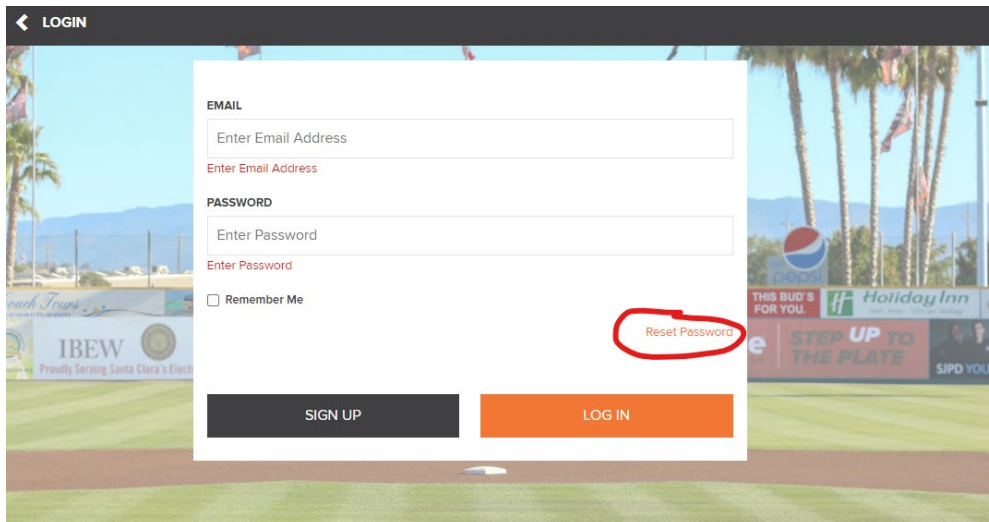
Batting		Pitching	
Batting Average	Luis Matos OF	.313	AVG
Runs	Luis Matos OF	84	R
Home Runs	Marco Luciano SS	18	HR
Runs Batted In	Luis Matos OF	86	RBI
Stolen Bases	Luis Matos OF	21	SB

Full Stats »

[Low-A West Standings](#)

### Step 2)

Here you will find the log in page. Fill out your email and select **RESET PASSWORD**.



**LOGIN**

EMAIL  
Enter Email Address  
Enter Email Address

PASSWORD  
Enter Password  
Enter Password

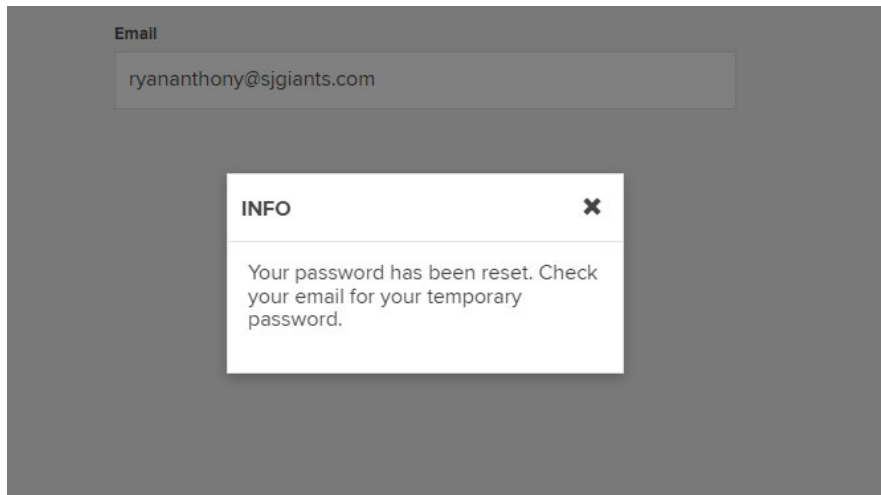
☐ Remember Me

[Reset Password](#) (circled in red)

[SIGN UP](#) [LOG IN](#)

**Step 3)**

Information will pop up about resetting, fill out your email address and choose the orange **SUBMIT** button.



Email

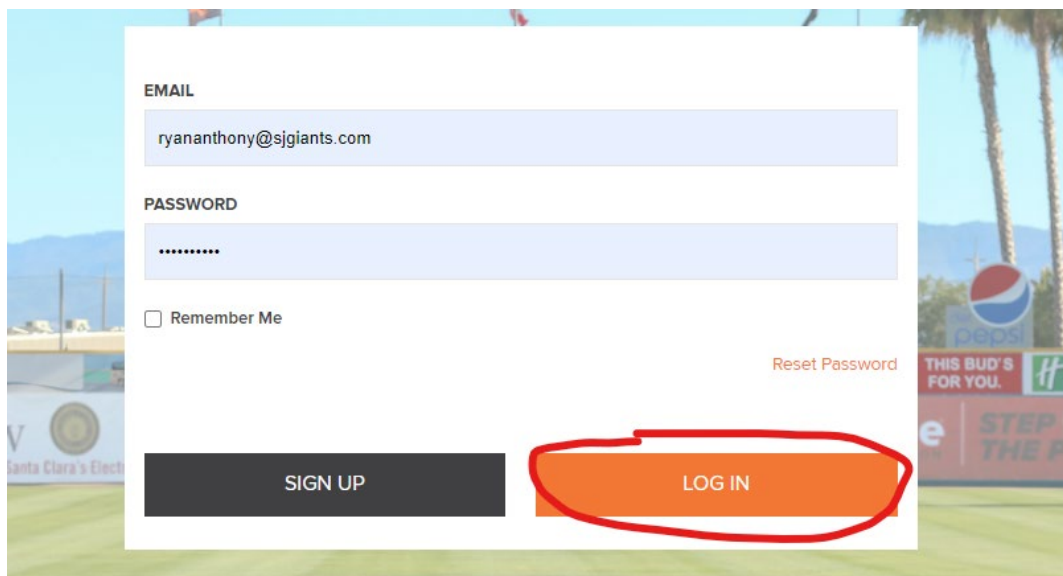
ryananthony@sjgiants.com

**INFO** ✕

Your password has been reset. Check your email for your temporary password.

**Step 4)**

Go back to the log in page. Fill out your email and use the temporary password you were sent via email. Select the orange **LOG IN** button.



EMAIL

ryananthony@sjgiants.com

PASSWORD

.....

☐ Remember Me

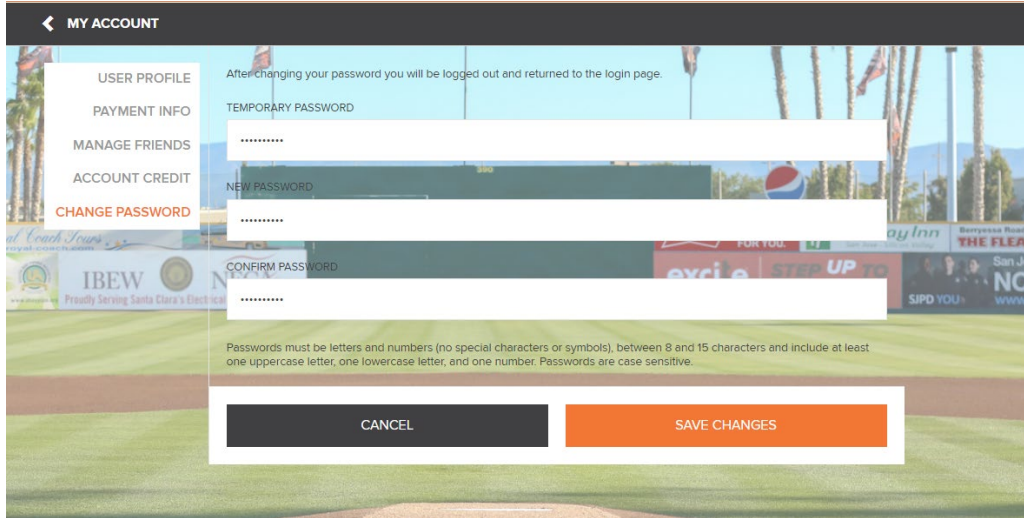
Reset Password

SIGN UP

LOG IN

**Step 5)**

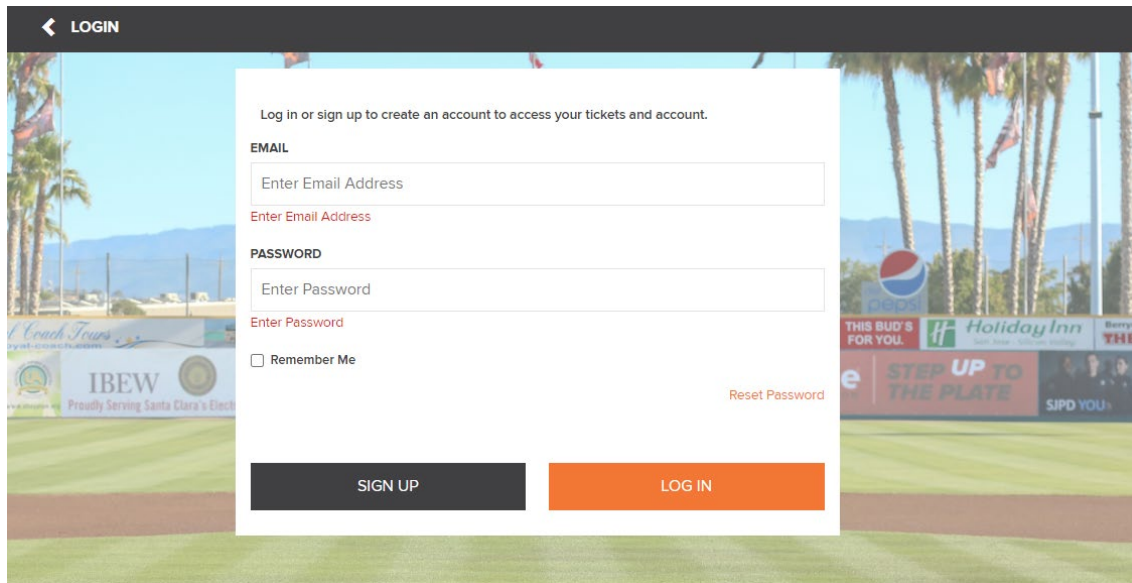
Put in the temporary password you were sent, then a new password you would like to change to and confirm that password. Click **SAVE CHANGES**.



The screenshot shows the 'MY ACCOUNT' page with a sidebar menu containing: USER PROFILE, PAYMENT INFO, MANAGE FRIENDS, ACCOUNT CREDIT, and CHANGE PASSWORD (highlighted). The main content area has a heading 'After changing your password you will be logged out and returned to the login page.' Below this are three password input fields: 'TEMPORARY PASSWORD', 'NEW PASSWORD', and 'CONFIRM PASSWORD'. Each field has a red error message 'Enter [field name]' below it. At the bottom, there is a 'CANCEL' button and a 'SAVE CHANGES' button. A note at the bottom states: 'Passwords must be letters and numbers (no special characters or symbols), between 8 and 15 characters and include at least one uppercase letter, one lowercase letter, and one number. Passwords are case sensitive.'

**Step 6)**

You will be redirected to the initial log in page, you will use your email and the password you created to log in.



The screenshot shows the 'LOGIN' page with a heading 'Log in or sign up to create an account to access your tickets and account.' Below this are two input fields: 'EMAIL' (with placeholder 'Enter Email Address' and error message 'Enter Email Address') and 'PASSWORD' (with placeholder 'Enter Password' and error message 'Enter Password'). There is a 'Remember Me' checkbox and a 'Reset Password' link. At the bottom, there are 'SIGN UP' and 'LOG IN' buttons.