

2025 MEDIA GUIDE



TACOMA RAINIERS



TRIPLE-A AFFILIATE TO THE SEATTLE MARINERS

 TACOMARAINIERS.COM

 [/TACOMARAINIERS](https://TACOMARAINIERS)

 [@TACOMARAINIERS](https://TACOMARAINIERS)

 [@V](https://TACOMARAINIERS)

CHENEY STADIUM
2502 S. TYLER STREET
TACOMA, WA 98405

PHONE: (253) 752-7707
FAX: (253) 752-7135

2025 TACOMA RAINIERS MEDIA GUIDE TABLE OF CONTENTS

Front Office/Contact Info5

Cheney Stadium 7-8

Coaching Staff 10-14

2025 Tacoma Rainiers Players..... 15-59

2024 Season Review..... 60-70

 League Statistics and Final Standings.....62

 Team Batting/Pitching/Fielding Summary 63-66

 MLB Promotions67

 Team Highlights68-69

 Highs and Lows70

2025 Opponents 71-76

History and Records.....71-112

 Career Batting/Pitching Leaders 78-81

 Single-Season Batting/Pitching Leaders.....82-83

 Franchise Leaders84-85

 All-Time Record(s) vs. PCL Opponents86-90

 Year-By-Year Record91

 Postseason History92-102

 All-Time Roster103-111

Media Guidelines.....114-115

Broadcast Information116

INFORMATION BOX INDEX

Cheney Stadium Firsts8

No-Hitters 84

Simpson-Kraft Hall of Fame Inductees.....85

Dick Phillips Wins 1961 MVP92



CREDITS:

Research provided by: Colin Connolly, Mike Curto, Andy Helwig, Rylee Pay & Seattle Mariners
Graphic design: James Kane, Delaney Saul
Photography: Jeff Halstead, Tim Rogers, Tom Jones, Rick May, Red Williamson, Wilson Tsoi

Statistical assistance provided by Major League Baseball Advanced Media, Baseball Reference and The Baseball Cube.



FRONT OFFICE

**TACOMA RAINIERS PROFESSIONAL BASEBALL**

CHENEY STADIUM
2502 SOUTH TYLER STREET
TACOMA, WA 98405

PHONE: (253) 752-7707

FAX: (253) 752-7135

BOX OFFICE: (253) 752-7700

EXECUTIVE STAFF

CEO/Managing Partner Mikal Thomsen
President Aaron Artman
Vice President, Sales Shane Santman
Vice President, Marketing Megan Mead
Vice President, Strategy & Development Ben Nelson
Director, Administration/Assistant to the President Patti Stacy

TICKET SALES AND SERVICES

Senior Director, Ticket Sales Tim O'Hollaren
Director, Group Sales Caitlin Castrow
Director, Ticket Operations Alexa Stampler
Director, Event Operations & Experience Cassidy Larson
Manager, Event & Operations Jonah Mendelsohn
Manager, Ticket Operations Arturo Nava
Manager, Box Office Necia Borba
Coordinator, Premium Experience, Sales & Events Ali Campigotto

CORPORATE TICKET SALES AND SERVICES

Senior Manager, Corporate Sales Kevin Drugge
Senior Manager, Corporate Sales Devon Barker
Manager, Corporate Sales Liam Bethke

GROUP TICKET SALES AND SERVICES

Senior Manager, Group Sales Chris Aubertin
Senior Coordinator, Group Sales Hayley Hacker
Coordinator, Group Sales Nina Lodahl

MARKETING AND COMMUNICATIONS

Director, Media Relations & Baseball Information Andy Helwig
Director, Technical Anthony Phinney
Director, In-Game Marketing Maddie Summa
Graphic Designer James Kane
Illustrator Delaney Saul
Multimedia Specialist Branson Gustafson
Manager, Marketing Elliot Bradshaw
Broadcaster Rylee Pay

CORPORATE PARTNERSHIPS

Director, Corporate Partner Services Hannah McArthur
Manager, Corporate Partner Services Will Hamilton
Coordinator, Partner Services Jayce Simmons

STADIUM AND TEAM OPERATIONS

Director, Baseball Operations & Merchandise Ashley Schutt
Manager, Merchandise & Retail Operations Kyle McGilvray
Coordinator, Merchandise Mairead Ost
Director, Field Operations Michael Huie
Manager, Field Operations Joshua Wonsley
Director, Safety & Facilities Andrew Akerlund
Manager, Janitorial & Grounds Steve Carlstrom

FINANCE

CFO Brian Coombe
Staff Accountant Amy Mitchell



CHENEY STADIUM



CHENEY STADIUM



The development of Cheney Stadium as Tacoma's home for professional baseball began in 1957 as a shared idea by area businessmen Ben Cheney and Clay Huntington.

Following a three-year effort, the San Francisco Giants agreed in the fall of 1959 to relocate their Triple-A affiliate from Phoenix to Tacoma, contingent upon the city's ability to construct a new stadium in time for the beginning of the 1960 season.

The city council approved the measure, clearing the way for a new stadium. The project took three months and 14 days to complete, cost \$940,000 with Ben Cheney putting up \$100,000 of his own to cover any overruns, and was finished just in time for the ballpark to host the first Tacoma Giants game on April 16, 1960.



Ben Cheney surveying the early stages of the stadium prior to Tacoma's first Triple-A season in 1960.

Outside of minor upgrades that included clubhouse renovations, the installation of new playing surfaces and replacing the stadium's original wooden seats, Cheney Stadium remained largely unchanged for 51 seasons. More than five decades of housing Pacific Coast League baseball in Tacoma began to take a toll and the house that Ben Cheney built was understandably beginning to show its age.

Following a concerted effort by Tacoma Rainiers ownership (Schlegel Sports Group) and the City of Tacoma, Cheney Stadium's new era officially began on November 24, 2009, when the Tacoma City Council approved a \$28 million private-public bond that would provide the bulk of a \$30 million renovation scheduled to take place during the 2010 offseason. The look of the renovation took shape a few months later when a design/build team led by Mortenson Construction, along with Populous and Tacoma-based Belay Architecture, was approved on March 9, 2010.

The stadium originally dubbed the "100-Day Wonder" in tribute to its brisk construction time was set to undergo an extensive offseason renovation under a schedule equally as ambitious. From the last pitch of the Rainiers final home game of the 2010 regular season on September 2 until April 1, 2011, Cheney Stadium was to undergo a historic transformation in just a 210-day period.



Aerial view of the originally-completed Cheney Stadium - nicknamed the "The 100-Day Wonder" due to its brisk construction schedule.

Over 200 on- and off-site construction jobs were created in Tacoma in order to make Cheney's fast face-lift possible. The aggressive schedule saw Cheney Stadium "top out" - meaning the completion of the overall structure - during the holidays and was ready for occupation by the club's April 1 deadline.

The renovated Cheney Stadium now incorporates more than 90,000 pounds of steel spanning across greater than 96,000 square feet. The roof is comprised of Douglas Fir glu-lam beams, the largest of which weigh over 7,000 lbs.

FRONT
OFFICE

CHENEY
STADIUM

COACHING
STAFF

2025
RAINIERS

2024 SEASON
REVIEW

OPPONENTS

HISTORY &
RECORDS

MEDIA &
MISC.

CHENEY STADIUM (CONTINUED)



The MultiCare 1882 Club, opened in 2019, is a unique hospitality space available for groups who want an entirely new game-watching experience.

The ballpark's wooden exterior, extending up to 75 feet at its peak, is indicative of a ballpark that was built to be geographically relevant. Every addition was constructed using only local materials, built with Tacoma and the Pacific Northwest in mind.

Cheney Stadium now features amenities that include 16 luxury suites, the 4,000 square foot Commencement Bank Summit Club and restaurant, club seats that are closer than any other seat in any other baseball park across the nation, a grass berm located along right field, and the MultiCare 1882 Club, an all-inclusive shared luxury space that opened for the 2019 season. Gone are the wooden walls that lined left and right field, replaced by lower, padded, chain-link fences featuring inset bullpens. The Rainiers clubhouse and dugout, formerly located along the first base line, shifted to third base, with visiting teams now residing in the fully renovated first base location.

What did not change are the views fans had grown accustomed to over Cheney Stadium's more than five decades of existence. The ballpark's grandstand is still the same one constructed prior to 1960 that features a steep pitch that makes every seat in the house a great one.

The 29-foot tall "batter's eye" continues to serve as a centerfield landmark, taunting batters at a distant 425 feet from home plate. (Shin-Soo Choo and A.J. Zapp remain the only batters to hit a homer over the eye in straightaway center.) And the Simpson-Kraft Hall of Fame remains on the first base concourse, a tribute to Ben Cheney and the Tacoma names who helped make Cheney Stadium the iconic venue it is today.

From 2018 – 2021, Cheney Stadium became more than a baseball park, welcoming in Seattle Sounders FC's United Soccer League affiliate, now known as Tacoma Defiance of MLS NEXT Pro (2018 – 2021) and Reign FC of the NWSL (2019 – 2021). The Cheney Stadium grounds crew executed an elite field conversion process, providing a well-above industry standard playing surface for both professional baseball and soccer.



2010's renovation drastically improved the Cheney Stadium fan experience, while still maintaining the retro charm of an older ballpark. It is easily Triple-A Baseball's oldest continually operating facility, with Sahlen Field in Buffalo, NY a distant second (opened 1988).

CHENEY STADIUM FIRSTS

First Rainout	April 14, 1960
First Game	April 16, 1960 (game one of day/night double header)
Result, First Game	Portland Beavers 7, Tacoma Giants 2
Attendance, First Game	6,612
First Tacoma Win	April 16, 1960 – game two (Tacoma 11, Portland 0)
Ceremonial First Pitch	Ben Hanson, Mayor of Tacoma
First Pitcher	Eddie Fisher, Tacoma, April 16 vs. Portland
First Batter	Clem Moore, Portland (fouled out to RF Bob Perry)
First Hit	George Freeze, Portland, April 16 – 1st inning, game one (single)
First Tacoma Hit	Danny O'Connell, Tacoma, April 16 – 1st inning, game one (single)
First Run Scored	Eddie Fisher, Tacoma, April 16 – 3rd inning, game one
First Run Batted In	Matty Alou, Tacoma, April 16 – 3rd inning, game one
First Double	Nippy Jones, Portland – April 16 – 8th inning, game one
First Triple	Tom Haller, Tacoma – April 16 – 1st inning, game two
First Home Run	Matty Alou, Tacoma, April 16 – 3rd inning, game one (2-run HR)
First Grand Slam	Frank Reveira, Tacoma, April 27 – 5th inning
First Pinch-Hit Home Run	Frank Reveira, Tacoma, April 27 – 5th inning
First to Hit for Cycle	Bill Hain, Tacoma, vs. Spokane August 8, 1961
First Winning Pitcher	Lynn Lovenguth, Portland, April 16 – game one
First Losing Pitcher	Eddie Fisher, Tacoma, April 16 – game one
First Shutout	Juan Marichal, Tacoma, April 16 – game two
First Hit Allowed	Eddie Fisher, Tacoma, April 16 – 1st inning, game one
First Home Run Allowed	Lynn Lovenguth, Portland, April 16 – 3rd inning, game one (Alou)
First Strikeout	Eddie Fisher struck out Jim Greengrass, April 16 – 1st inning, game one
First Walk	Eddie Fisher walked Bill Causion, April 16 – 1st inning, game one
First Stolen Base	Matty Alou, Tacoma, April 16 – 6th inning, game two
First Error	Tom Haller, Tacoma catcher, April 16 – 1st inning, game one
First Grounded Into DP	Benny Valenzuela, Tacoma, April 16 – 4th inning, game one

FRONT
OFFICE

CHENEY
STADIUM

COACHING
STAFF

2025
RAINIERS

2024 SEASON
REVIEW

OPPONENTS

HISTORY &
RECORDS

MEDIA &
MISC.



NOTES






JOHN RUSSELL
FIELD MANAGER
10-YEAR MLB VETERAN

2025 COACHING STAFF

JOHN RUSSELL



MGR

JOHN RUSSELL RETURNS AS TACOMA'S MANAGER FOR THE THIRD CONSECUTIVE SEASON, HAVING GONE 159-141 OVER THE LAST TWO SEASONS.

RUSSELL CAREER NOTES & INFORMATION

The Seattle Mariners announced that John Russell, a former MLB catcher/outfielder and Field Manager, will return to manage the Tacoma Rainiers in 2025. Russell, 64, is the 12th skipper of the club in the "Rainiers" era and Seattle affiliation (since 1995). 2023 was his first season with the Mariners organization and as Tacoma's Manager. In 2024, Russell earned his 1,000th career managerial win with a 2-0 shutout victory over Sacramento on Aug. 20.

Prior to leading the Rainiers to a 159-141 record over the last two seasons, Russell's professional coaching resume includes Bench Coach of the Baltimore Orioles (2011-18), and he managed the Pittsburgh Pirates for three seasons (2008-10). During his time in Baltimore, he helped the Orioles to three postseason appearances, including advancing to the 2014 American League Championship Series. Russell's first stint in Pittsburgh and on an MLB staff was from 2003-05, as Pittsburgh's third base coach. He's managed 11 total minor league seasons dating to 1995, previously in the Minnesota Twins and Philadelphia Phillies organizations.

In 2001 and 2002, Russell led the Triple-A Edmonton Trappers (Minnesota), and skippered the '02 club to an 81-59 regular season record and the Pacific Coast League Championship. He led Philadelphia Triple-A affiliates in the International League in Scranton/Wilkes-Barre and then Ottawa from 2006-07; his '06 SWB club qualified for the postseason with an 84-58 record.

As a player, Russell was a professional from 1982 through 1994, appearing in 10 Major League seasons with Philadelphia (1984-88), Atlanta (1989) and Texas (1990-93). A veteran of nearly 1,000 professional games played, Russell appeared in a MLB career-high 93 games for the 1986 Phillies (13 HR, 60 RBI). He was Philadelphia's first round draft pick in 1982 (13th overall), following three seasons at the University of Oklahoma. On June 11, 1990, Russell caught Hall of Famer Nolan Ryan's sixth career no-hitter, as the Texas Rangers won 5-0 in Oakland.



FRONT
OFFICE

CHENEY
STADIUM

COACHING
STAFF

2025
RAINIERS

2024 SEASON
REVIEW

OPPONENTS

HISTORY &
RECORDS

MEDIA &
MISC.

**BC**

ERIC FARRIS

ERIC FARRIS RETURNS FOR HIS 8TH SEASON IN THE MARINERS ORGANIZATION AND HIS 3RD WITH TACOMA.

FARRIS CAREER NOTES & INFORMATION

Entering his eighth year with Seattle Mariners player development, Eric Farris's third season in Tacoma comes after spending the 2021-22 seasons as Manager of the High-A Everett Aquasox (Northwest League). Farris was Tacoma's Infield/Baserunning coach in 2023 and will return for his second straight season as the team's Bench Coach.

Farris was ticketed to be Manager of then-Seattle Class A affiliate West Virginia (South Atlantic League) in 2020, prior to the cancellation of the minor league season due to Covid-19. He was West Virginia's Hitting Coach in 2019, mentoring Julio Rodriguez. Farris also guided Cal Raleigh in 2018 as Everett's Hitting Coach, when they were Seattle's Short-Season affiliate.

A second baseman and outfielder by trade, Farris was Milwaukee's fourth round draft selection in 2007 following three seasons at Division I Loyola Marymount University in Los Angeles. A veteran of over 1,100 games played over 10 professional seasons, Farris made his MLB debut in 2011 with the Brewers, and appeared in 13 more big league games with Milwaukee in 2012.



SHAWN O'MALLEY



HC

SHAWN O'MALLEY RETURNS FOR HIS 6TH SEASON IN THE MARINERS ORGANIZATION AND HIS 2ND AS RAINIERS HITTING COACH.**O'MALLEY CAREER NOTES & INFORMATION**

Shawn O'Malley returns for his sixth season in the Mariners organization and his second as Rainiers Hitting Coach. He spent the previous two seasons (2022-23) as Hitting Coach for Double-A Arkansas. Prior to that, he served as Hitting Coach for High-A Everett in 2021.

O'Malley's professional playing career spanned 14 seasons, including parts of 3 Major League seasons with Los Angeles-AL (2014) and Seattle (2015-16). The native of Richland, Washington, was originally selected by Tampa Bay in the 5th round of the 2006 MLB First-Year Player Draft out of Southridge High School in Kennewick.

A super-utility player who appeared at every infield and outfield position during a 14-year career and over 1,100 professional games, Shawn O'Malley returns to Tacoma as a coach after playing in 134 games for the Rainiers from 2015-17. He debuted as a Major Leaguer with Los Angeles-AL on Sept. 7, 2014, with two base hits and an RBI in a 14-4 win over Minnesota. O'Malley would appear in 124 career MLB games, including 113 with Seattle in 2015-16. O'Malley reached base at a .315 clip as a big leaguer and fielded six different positions in the show.

JAIRO CUEVAS

**PC****JAIRO CUEVAS RETURNS FOR HIS 3RD SEASON IN THE MARINERS ORGANIZATION AND AS TACOMA'S PITCHING COACH.****CUEVAS CAREER NOTES & INFORMATION**

Jairo Cuevas (high-row KWAY-vas) returns for his third season in the Mariners organization and as Tacoma's Pitching Coach. He spent the previous eight seasons (2015-22) as a pitching coach in the Los Angeles Angels organization. The Santo Domingo, Dominican Republic native played six seasons (2004-08, '10) in the minor leagues in the Braves and Royals organizations, going 26-39 in 99 games (78 starts).

As Salt Lake's Pitching Coach in 2022, Cuevas guided Bees' hurlers to a Pacific Coast League-best 4.70 ERA on the notoriously offense-friendly circuit, made even more impressive by the especially hitter-friendly altitude in Salt Lake City. It marked the first time a Salt Lake City club led the PCL in staff ERA since re-joining the league in 1994. In 2023, the Rainiers posted the third-lowest relief ERA in the PCL under the tutelage of Cuevas, and a total of 12 pitchers were promoted from Tacoma to Seattle amidst the 2023 season after working with him. A Santo Domingo, Dominican Republic native, Cuevas pitched professionally from 2004-11 in the Braves and Royals organizations. He ended his career with a record of 26-39 and 83 of his 105 pro appearances were starts.





2025 TACOMA RAINIERS

PEYTON **ALFORD**

HEIGHT: 6'0"
WEIGHT: 190
BORN: AUGUST 15, 1997, IN FLORENCE, KY
AGE: 27
BATS: LEFT
THROWS: LEFT
ACQUIRED: SIGNED BY SEATTLE AS MINOR
LEAGUE FREE AGENT IN 2021



CAREER STATS

LHP**ALFORD CAREER NOTES & INFORMATION****CAREER & PERSONAL**

- Graduated from Powell (TN) High School in 2016...
- Spent two seasons at Walters State Community College (2017-2018)
- Started the 2018 NJCAA National Championship game; named tournament MVP
- Graduated from Virginia Tech University after playing 3 seasons on the baseball team.

SINGLE-GAME CAREER HIGHS

Most Innings Pitched: 4.0 (4/12/22)
Most Hits Allowed: 5 (2x, Last-4/30/23)
Most Runs Allowed: 7 (4/30/23)
Most Earned Runs Allowed: 6 (4/30/23)
Most Walks Allowed: 4 (5/7/22)
Most Strikeouts: 7 (4/12/22)
Most Home Runs Allowed: 2 (3x, Last- 4/30/23)

2025:

- Selected as a non-roster invitee for Mariners Spring Training...selected to the Mariners 2025 Spring Breakout roster

2024:

- Spent entire season with Double-A Arkansas...Made 43 appearances exclusively in relief which was a career-high... accumulated an 8-2 record and 2.20 ERA over 57.1 IP

2023:

- Made 41 appearances with High-A Everett...notched a 4-4 record and 2.83 ERA over 47.2 IP...struck out 71 while allowing 21 walks...Made 8 appearances for Peoria in the Arizona Fall League

2022:

- Split the season between High-A Everett and Double-A Arkansas...combined for a 4-3 record and 5.72 ERA across both levels that season...made two starts with Double-A Arkansas which marked the lone two professional starts in his career

2021:

- Split first professional season between ACL Mariners, Class-A Modesto and High-A Everett...combined for a 3-1 record and 6.30 ERA across the three levels...struck out 27 while walking 7 over the 20.0 combined innings between the three levels

EDUARD BAZARDO



HEIGHT: 6'0"
WEIGHT: 190
BORN: SEPT. 1, 1995, IN MARACAY, VENEZUELA
AGE: 29
BATS: RIGHT
THROWS: RIGHT
ACQUIRED: IN A TRADE WITH THE BALTIMORE ORIOLES FOR RHP LOGAN RINEHART ON 8/1/23



CAREER STATS

RHP

BAZARDO CAREER NOTES & INFORMATION

CAREER & PERSONAL	SINGLE-GAME CAREER HIGHS
<ul style="list-style-type: none">Signed by the Boston Red Sox as an international free agent on July 2, 2014Brother, Yorman, pitched in parts of four MLB seasons and spent two minor league seasons in the Mariners systemMade his Major League debut with the Red Sox on April 14, 2021, vs. Minnesota	<p>Most Innings Pitched: 7.0 (2x, Last-8/8/18) Most Hits Allowed: 7 (3x, Last-7/19/19) Most Runs Allowed: 6 (6/20/18) Most Earned Runs Allowed: 5 (2x, Last-7/19/19) Most Walks Allowed: 3 (4/17/22) Most Strikeouts: 10 (6/15/18) Most Home Runs Allowed: 3 (6/20/18)</p>

- 2025:**
- Member of Seattle's 40-man roster...zero minor league options remaining
- 2024:**
- Appeared in 23 games out of the bullpen for Seattle, going 2-0 with a 4.88 ERA, allowing 15 earned runs in 27.2 innings...enjoyed four stints in the Major Leagues (May 8-26, June 11-July 12, August 8-10 and September 1-end of season)....in 21 relief appearances with Tacoma, went 1-1 with a 5.57 ERA, striking out 29 and walking 11 in 21.0 innings
- 2023:**
- Went 4-1 with two saves from April 1 to July 1 with Triple-A Norfolk...struck out 39 batters compared to 10 walks in 33.1 IP...Had his contract selected by Baltimore on July 5...allowed four earned runs on six hits in three games (2.1 IP) with the Orioles and was optioned on July 17...Designated for assignment on July 30 and traded to Seattle for RHP Logan Rinehart on Aug. 1...Assigned to Tacoma where he pitched in four games before getting recalled to Seattle on Aug. 17...Optioned to Tacoma on Aug. 22 and recalled by the Mariners on Sept. 10 where he remained...Went 0-0 with a 2.63 ERA (4ER/13.2IP) in nine relief appearances with Seattle...Held a 5-1 record and a 3.21 ERA in 37 games at the Triple-A level in 27.2 innings with Norfolk and 10 with Tacoma...fanned 58 batters compared to 16 walks in 47.2 innings at Triple-A
- 2022:**
- Began the year at Triple-A...was sent outright to Worcester on April 10...Went 2-4 with a 3.45 ERA (22ER/57.1IP) in 37 games (4GS) with Worcester...struck out 60 batters compared to 19 walks...Had his contract selected by Boston on Sept. 1 and remained with the Red Sox through the end of the season...Gave up just one run over 12.1 innings in his final nine outings...earned his first MLB win on Oct. 5 vs. Tampa Bay...Designated for assignment on Oct. 13 and elected free agency on Oct. 17...signed with Baltimore on Dec. 19
- 2021:**
- Recalled from the alternate training site on April 14 and made his Major League debut that day at Minnesota...Tossed a scoreless inning in game two of a double header and was optioned back to the alternate training site the next day... Assigned to Triple-A Worcester on May 3, recalled on May 12 and optioned on May 13...placed on the injured list with a right lat strain from May 22 - July 5 when he was recalled and placed on the 60-day injured list...Optioned to Worcester on Sept. 13 after a month of rehab games...recalled on Sept. 26 and remained with Boston
- 2020:**
- Did not pitch due to cancellation of Minor League season (Covid-19)
- 2019:**
- Went 5-2 with a 3.31 ERA (18ER/73.1IP) in 38 appearances between High-A Salem and Double-A Portland...Named Boston's *MILB.com* Organization All-Star in his first year as a full-time reliever
- 2018:**
- Split the season between Short-A Lowell and Low-A Greenville...Named New York-Penn League Pitcher of the Week for July 16-22 with Lowell
- 2017:**
- Split the season between the DSL and GCL Red Sox, appearing in 17 total games (2GS)
- 2016:**
- Pitched to a 0.79 ERA (4ER/45.1IP) in 17 games (1GS) with the DSL Red Sox
- 2015:**
- Spent his first professional season with the DSL Red Sox, making 14 starts

RYAN BLISS



HEIGHT: 5'7"
WEIGHT: 165
BORN: DEC. 13, 1999, IN BURBANK, CA
AGE: 25
BATS: RIGHT
THROWS: RIGHT
ACQUIRED: IN A TRADE WITH THE ARIZONA DIAMONDBACKS ON JULY 31, 2023



CAREER STATS

INF

BLISS CAREER NOTES & INFORMATION

CAREER & PERSONAL

- Drafted by the Arizona Diamondbacks in the 2nd round of the 2021 MLB First-Year Player draft out of Auburn University
- Acquired by Seattle from Arizona on July 31, 2023, along with OF Dominic Canzone and INF Josh Rojas for RHP Paul Sewald
- Hit .328 (176-for-537) with 32 doubles in three seasons at Auburn University
- Made his Major League debut May 27, 2024 against Houston

SINGLE-GAME CAREER HIGHS

- Most Runs Scored:** 4 (7/1/23)
Most Hits: 4 (4x, Last-9/17/24)
Most Doubles: 2 (12x, Last-9/22/24)
Most Triples: 1 (16x, Last-6/21/24)
Most Home Runs: 2 (9/3/23)
Most Runs Batted In: 5 (9/19/23)
Most Stolen Bases: 3 (3x, Last-9/1/23)

2025:

- Member of Seattle's 40-man roster...two minor league options remaining

2024:

- Split time between Seattle and Tacoma, enjoying two stints in the Major Leagues (May 27-July 22 and August 7-11)...in 33 games with Seattle, hit .222 (14x63) with three doubles one triple and two home runs... recorded first hit on June 1 vs. the Angels and hit first home run on June 7 at Kansas City...in 93 games with Tacoma, hit .269 with 25 doubles, three triples, 12 home runs and 54 RBI....stole 50 bases, tying fellow Rainier Samad Taylor for the Pacific Coast League lead

2023:

- Named to the National League All-Star Futures Team...Hit .358 (105-for-293) in 68 games with Double-A Amarillo before being promoted to Triple-A Reno on July 13...Acquired by Seattle at the trade deadline and spent the remainder of the season with Tacoma...also appeared in 19 games with Peoria in the Arizona Fall League...Hit .251 (48-for-191) in 47 games with the Rainiers...was 20-of-24 in stolen base attempts and drew 29 walks

2022:

- Spent the entire season with Advanced-A Hillsboro...hit .214 (91-for-426) with 19 doubles and 10 home runs in 110 games

2021:

- Made professional debut, splitting the season between ACL Diamondbacks (2G) and Single-A Visalia (37G)





CODY BOLTON

HEIGHT: 6'2"
WEIGHT: 210
BORN: JUNE 19, 1998, IN RICHMOND, VA
AGE: 26
BATS: RIGHT
THROWS: RIGHT
ACQUIRED: IN A TRADE WITH THE PITTSBURGH
PIRATES FOR CASH CONSIDERATIONS ON 11/2/23



CAREER STATS

RHP

BOLTON CAREER NOTES & INFORMATION

CAREER & PERSONAL

- Named 2017 Most Valuable Pitcher in the Tri-City Athletic League at Tracy High School (CA)
- Committed to University of Michigan before signing with Pittsburgh
- Drafted by Pittsburgh in the sixth round of the 2017 draft out of Tracy High School
- Made his Major League debut with the Pirates on April 29, 2023, against Washington

SINGLE-GAME CAREER HIGHS

Most Innings Pitched: 7.0 (2x, Last-5/6/19)
Most Hits Allowed: 8 (6/25/18)
Most Runs Allowed: 8 (5/29/23)
Most Earned Runs Allowed: 8 (5/29/23)
Most Walks Allowed: 5 (6/23/22)
Most Strikeouts: 10 (5/30/19)
Most Home Runs Allowed: 3 (7/19/18)

2025:

- Member of Seattle's 40-man roster...one minor league option remaining

2024:

- Split time between Seattle and Tacoma, making 17 relief appearances with Seattle, going 0-0 with a 4.34 ERA (9 ER/18.2 IP)...in 33 relief appearances with Tacoma, went 1-2 with a 3.07 ERA, striking out 34 and walking 12 in 29.1 IP...opened the season in Seattle, making his Mariners debut on March 28 against Boston, allowing a solo home run in 2.0 innings...placed on the 15-Day IL on April 8 with a general medical issue...was optioned to Tacoma on May 23 and recalled to Seattle on June 14...optioned to Tacoma on June 28 where he finished the season

2023:

- Made 7 separate Major League stints over the course of the season with Pittsburgh: April 26-May 8, May 28-June 3, June 22-30, July 7-16, Aug. 13, Aug. 27-Sept. 12, Sept. 29-end of season...Went 1-0 with a 6.33 ERA in 16 relief appearances with Pittsburgh, going 3-4 with a 3.86 ERA in 34 games (two starts) with Triple-A Indianapolis last year...Made MLB Debut on April 29 in Game 2 of a doubleheader at Washington, tossing 2.0 scoreless innings with one strikeout...Traded to Seattle for cash considerations on Nov. 2

2022:

- Spent the entire 2022 season with Triple-A Indianapolis where he was named the team's Pitcher of the Year...Went 4-2 with a 3.09 ERA in 30 games (14GS), striking out 82 batters compared to 40 walks in 75.2 innings pitched

2021:

- Entered season ranked as Pittsburgh's No. 4 pitching prospect and No. 13 overall prospect by *MLB.com*...Listed by *Baseball America* as having the "Best Slider" in Pirates minor league system...Missed the entire season after undergoing right knee surgery in May

2020:

- Spent entire 2020 campaign at the Pirates alternate training site in Altoona

2019:

- Named Pittsburgh's *MLB Pipeline* Pitcher of the Year...Named to the Florida State League Mid-Season All-Star Team...Went 6-3 with a 1.61 ERA in 12 starts with Advanced-A Bradenton...spent time on the injured list with a right groin strain...Assigned to Double-A Altoona on June 26 and made his debut that day...on the injured list from Aug. 17-end of season due to a blister on his right middle finger

2018:

- Spent season with Class-A West Virginia, making 9 starts with a 3.65 ERA (18 ER, 44.1 IP)

2017:

- Made professional debut with GCL Pirates, posting a 3.16 ERA (9 ER, 25.2 IP) over 9 starts

FRONT
OFFICE

CHENEY
STADIUM

COACHING
STAFF

2025
RAINIERS

2024 SEASON
REVIEW

OPPONENTS

HISTORY &
RECORDS

MEDIA &
MISC.

DOMINIC CANZONE



HEIGHT: 6'0"
WEIGHT: 190
BORN: AUG. 16, 1997, IN CLEVELAND, OH
AGE: 27
BATS: LEFT
THROWS: RIGHT
ACQUIRED: IN A TRADE WITH ARIZONA ON
JULY 31, 2023



CAREER STATS

OF

CANZONE CAREER NOTES & INFORMATION

CAREER & PERSONAL

- Originally drafted by Arizona in the eighth round of the 2019 MLB First-Year Player Draft out of Ohio State University
- Played three seasons at Ohio State (2016-19), garnering First-Team All-Big Ten honors in 2019...hit .333 in 115 games for the Buckeyes
- Traded from Arizona to Seattle on July 31, 2023 along with INF Ryan Bliss and INF Josh Rojas in exchange for RHP Paul Sewald

SINGLE-GAME CAREER HIGHS

Most Runs Scored: 4 (3x, Last-4/27/23)
Most Hits: 4 (7x, Last-6/22/24)
Most Doubles: 3 (2x, Last-4/10/22)
Most Triples: 1 (11x, Last-6/16/23)
Most Home Runs: 2 (6x, Last-6/17/23)
Most Runs Batted In: 5 (6/10/22)
Most Stolen Bases: 3 (5/10/21)

2025:

- Member of Seattle's 40-man roster...two minor league options remaining

2024:

- Split the season between Seattle and Tacoma...made the Mariners' Opening Day roster, the first of his career....played in 67 Big League games, hitting .196 (33x168) with seven doubles, eight home runs and 17 RBI...was optioned to Tacoma on August 28, where he finished the season hitting .287 (33x115) with five doubles, seven home runs and 22 RBI over 29 games

2023:

- Hit .220 (38x173) with 13 doubles, six home runs, 21 RBI, one stolen base and eight walks in 59 games between Seattle and Arizona...slashed .215/.248/.407 with 11 doubles and five home runs in 44 games with Seattle....acquired by Seattle from Arizona on July 31 along with INF Josh Rojas and INF Ryan Bliss in exchange for RHP Paul Sewald...made Mariners debut Aug. 1 vs. Boston...went 1-for-4 at the plate with a double...recorded first career 4-hit game Aug. 20 at Houston, going 4-for-5 with 2B, 1 RBI...appeared in 15 MLB games with Arizona prior to trade to Seattle, batting .237 (9x38)...made MLB debut with Arizona on July 8 vs. Pittsburgh...prior to call-up with the D-Backs, hit .354 (91x257) with 16 home runs and 71 RBI in 71 games with Triple-A Reno...was named the Pacific Coast League Player of the Month for June...also earned PCL Post-Season All-Star and Baseball America Triple-A All-Star honors

2022:

- Spent the majority of the season with Triple-A Reno, playing in 88 games, hitting .284 with 18 doubles, and a 16 home runs...also played 15 games with Double-A Amarillo, hitting .400 (22x55) with seven doubles and six home runs...amassed career-highs with 25 doubles, 22 home runs, 88 RBI and 14 steals

2021:

- Spent the season between High-A Hillsboro and Double-A Amarillo...batting .302 (91x301) with 16 doubles, 4 triples, 14 home runs and 52 RBI in 79 games

2020

- Did not pitch due to cancellation of the minor league season (Covid-19)

2019

- Made his professional debut between Short-A Hillsboro and Rookie League Missoula... hit .281 (52x185) with 19 doubles, 2 triples, 8 home runs and 38 RBI in 46 games.

BLAS CASTANO



HEIGHT: 5'10"
WEIGHT: 162
BORN: SEPTEMBER 8, 1998, IN ESPAILLAT, D.R.
AGE: 26
BATS: RIGHT
THROWS: RIGHT
ACQUIRED: SIGNED BY SEATTLE TO A MINOR LEAGUE CONTRACT ON AUG. 11, 2023



RHP

CASTANO CAREER NOTES & INFORMATION

CAREER & PERSONAL

- Was originally signed by the New York Yankees as an international free agent out of the Dominican Republic on June 1, 2018... was released by the Yankees on Aug. 8, 2023...
- Was selected to the Seattle 40-man roster on Nov. 4, 2024...

SINGLE-GAME CAREER HIGHS

Most Innings Pitched: 7.0 (2x, Last-8/4/24)
Most Hits Allowed: 10 (3x, Last-9/14/24)
Most Runs Allowed: 9 (8/4/22)
Most Earned Runs Allowed: 8 (7/13/22)
Most Walks Allowed: 5 (2x, Last-5/23/23)
Most Strikeouts: 12 (8/4/24)
Most Home Runs Allowed: 4 (8/4/22)

2025:

- Three minor league options remaining

2024:

- In 29 combined games (26 starts) between Double-A Arkansas (15 G/12 GS) and Triple-A Tacoma (14 GS) went 5-8 with a 4.38 ERA (61 ER, 125.1 IP) with 43 walks and 108 strikeouts... Had an excellent month of May, posting a 0.95 ERA (2 ER, 19.0 IP) with 14 strikeouts in 5 starts for Double-A Arkansas during the month...On Aug. 4 vs. Salt Lake while pitching for Triple-A Tacoma, struck out 12 with no walks...went 7.0 innings and earned the win.

2023:

- Began the season in the Yankees organization, appearing in 19 games (5 starts) between Double-A Somerset and Triple-A Scranton/Wilkes-Barre...was released by New York-AL on Aug. 8 and signed to a minor league contract by Seattle on Aug. 11...in 7 appearances (6 starts) with the Travelers went 1-3 with a 4.30 ERA (14 ER, 29.1 IP) with 30 strikeouts...

2022:

- Went 5-9 with a 3.86 ERA (46 ER, 107.1 IP) with 34 walks and 103 strikeouts in 22 combined games (21 starts) with High-A Hudson Valley and Double-A Somerset.

2021:

- Went 6-2 with a 4.17 ERA (21 ER, 45.1 IP) with 10 walks and 55 strikeouts in 10 combined games (8 starts) with the FCL Yankees and Class-A Tampa.

2020:

- Did not pitch due to cancellation of the minor league season (Covid-19)

2019:

- Went 2-5 with a 4.05 ERA (30 ER, 66.2 IP) with 14 walks and 41 strikeouts in 14 combined games (10 starts) with the DSL Yankees and GCL Yankees in rookie level.

2018:

- Pitched in 11 games (7 starts) with the Dominican Summer League Yankees, going 1-5 with a 5.40 ERA (24 ER, 40.0 IP) with 20 walks and 30 strikeouts.

LUIS F. CASTILLO



HEIGHT: 6'3"
WEIGHT: 212
BORN: MAR. 10, 1995, IN FANTINO, D.R.
AGE: 30
BATS: RIGHT
THROWS: RIGHT
ACQUIRED: SIGNED A MINOR LEAGUE CONTRACT WITH SEATTLE ON JAN. 24, 2025



CAREER STATS

RHP**CASTILLO CAREER NOTES & INFORMATION****CAREER & PERSONAL**

- Made MLB debut with Detroit Tigers on Aug. 6, 2022 vs. Tampa Bay...
- Originally signed as an international free agent with the Arizona Diamondbacks on Feb. 16, 2012...
- Pitched 2 seasons in the NPB with Chiba Lotte (2023) and Orix (2024)...

SINGLE-GAME CAREER HIGHS

Most Innings Pitched: 7.0 (2x, Last-7/5/13)
Most Hits Allowed: 11 (2x, Last-6/28/13)
Most Runs Allowed: 6 (3x, Last-7/19/13)
Most Earned Runs Allowed: 6 (7/19/13)
Most Walks Allowed: 3 (3x, Last-8/8/18)
Most Strikeouts: 10 (8/7/13)
Most Home Runs Allowed: 2 (2x, Last-9/7/21)

2025:

- Non-roster invitee to Seattle Mariners Spring Training...two minor league options remaining...entered the season with nine days of service time

2024:

- Went 3-5 with a 2.96 ERA (31 ER, 94.1 IP) in 15 games with Orix in the NPB

2023:

- Pitched for Chiba Lotte in the NPB

2022:

- Signed as a minor league free agent with Detroit on Feb. 1...split season between Double-A Erie and Triple-A Toledo, holding a 1.74 ERA (8 ER, 41.1 IP) in 40 Triple-A games...selected on Aug. 6 and made his MLB debut that night vs. Tampa Bay, tossing 2.0 scoreless innings

2021:

- Split season between Double-A Amarillo (12 G) and Triple-A Reno (17 G)

2020:

- Did not pitch due to cancellation of the minor league season (Covid-19)

2019:

- Made a career-high 43 appearances for High-A Visalia

2018:

- Made 24 appearances for Missoula, Hillsboro and Class-A Kane County

2017:

- Made 19 relief appearances for Short-A Hillsboro

2012-2016:

- Pitched for Rookie level DSL Diamondbacks, AZL Diamondbacks and Missoula

HAGEN DANNER



HEIGHT: 6'1"
WEIGHT: 215
BORN: SEPTEMBER 30, 1998, IN NEWPORT BEACH, CA
AGE: 26
BATS: RIGHT
THROWS: RIGHT
ACQUIRED: CLAIMED OFF WAIVERS FROM TORONTO, JANUARY 8, 2025



CAREER STATS

RHP

DANNER CAREER NOTES & INFORMATION

CAREER & PERSONAL	SINGLE-GAME CAREER HIGHS
<ul style="list-style-type: none">Graduated from Huntington Beach HS (CA) in 2017...represented Huntington Beach, CA (Ocean View) in the Little League World Series in 2011... nickname is "The Ice Cream Man"...Drafted by Toronto in the 2nd round of the 2017 MLB First-Year Player Draft out of HS as a catcher...transitioned to pitcher prior to the 2021 season.	<p>Most Innings Pitched: 3.0 (2x, Last-5/30/21) Most Hits Allowed: 5 (5/21/23) Most Runs Allowed: 3 (4x, Last-8/6/23) Most Earned Runs Allowed: 3 (3x, Last-6/29/23) Most Walks Allowed: 3 (6/3/23) Most Strikeouts: 6 (5/22/21) Most Home Runs Allowed: 3 (6/29/23 G2)</p>

- 2025:**
- On Seattle's 40-man roster with one minor league option remaining...entered the season with 52 days of Major League service time
- 2024:**
- In 34 games in the Blue Jays organization (33 G with Triple-A Buffalo) went 3-0 with 7 saves and a 3.06 ERA (12 ER, 35.1 IP) with 13 walks and 36 strikeouts...Designated for assignment on December 20, 2024 by Toronto... Was on the Injured List with Triple-A Buffalo from Jun. 11-Aug. 13
- 2023:**
- Made Major League debut on 8/11/23 with Toronto in contest against the Cubs-forced to exit the game with left oblique strain. Pitched 0.1 inning with seven pitches, four for strikes prior to exiting...spent the remainder of the season on the 15-day Injured List and 60-day Injured List with a left oblique strain...In 33 combined games in the Blue Jays organization went 1-2 with 1 save and a 3.66 ERA (16 ER, 39.1 IP) with 11 walks and 56 strikeouts...was recalled from Triple-A Buffalo on Aug. 11
- 2022:**
- Pitched in four relief appearances with Double-A New Hampshire before being shut down in April with elbow injury... also made 8 appearances with Salt River in the Arizona Fall League following the season
- 2021:**
- In his first season exclusively pitching for the Blue Jays organization he compiled a 2.02 ERA over 35 2/3 innings at High-A Vancouver, with a 29.4% strikeout rate and 8.4% walk rate
- 2020:**
- Did not play due to cancellation of the minor league season (Covid-19)
- 2017-19:**
- Spent 3 seasons in the Blue Jays organization as a catcher, combining to hit .191 (97x507) with 60 runs, 24 doubles, 5 triples, 16 home runs, 72 RBI and 52 walks

JHONATHAN DIAZ



HEIGHT: 6'0"
WEIGHT: 170
BORN: SEPT. 13, 1996, IN VALENCIA, VENEZUELA
AGE: 28
BATS: LEFT
THROWS: LEFT
ACQUIRED: SIGNED A MINOR LEAGUE
CONTRACT WITH SEATTLE ON DEC. 12, 2023



CAREER STATS

LHP

DIAZ CAREER NOTES & INFORMATION

CAREER & PERSONAL

- Originally signed a minor league contract with the Boston Red Sox on Aug. 9, 2013
- Made his Major League debut with Los Angeles-AL on Sept. 17, 2021, vs. Oakland

SINGLE-GAME CAREER HIGHS

Most Innings Pitched: 9.0 (7/29/21)
Most Hits Allowed: 12 (5/10/24)
Most Runs Allowed: 10 (5/3/19)
Most Earned Runs Allowed: 10 (5/3/19)
Most Walks Allowed: 6 (2x, Last-6/216/24)
Most Strikeouts: 11 (2x, Last-7/22/21)
Most Home Runs Allowed: 3 (4/8/23)

2025:

- Non-roster invitee to Seattle Mariners Major League Spring Training...one minor league option remaining

2024:

- Was named the PCL Pitcher of the Month for April after going 4-0 with a 2.89 ERA, striking out 31 batters and walking only four over five appearances (four starts)...enjoyed five stints in the Major Leagues with Seattle, finishing 0-1 with a 4.66 ERA (5 ER, 9.2 IP) with eight strikeouts and three walks in five appearances (one start).

2023:

- Appeared in four games with Los Angeles-AL after getting his contract selected on Sept. 7...Spent the majority of the season with Triple-A Salt Lake, making 38 appearances (8GS) with a 4.55 ERA (44ER/87.0IP) with 43 walks and 79 strikeouts

2022:

- Named Pacific Coast League Pitcher of the Week (April 25 - May 1)...Recalled by Angels for start on May 6 vs. Washington...made two May starts for Angels (May 6 vs. Washington & May 14 at Oakland) and combined to toss 9.2 scoreless innings before being optioned to Salt Lake May 15...Had two additional stints with Angels, appearing in one game during each stint (June 2 at New York-AL & June 10 vs. New York-NL)...Went 3-1 with a 4.98 ERA in 10 starts with the Bees...struck out 46 compared to 20 walks in 47.0 innings

2021:

- Started the season with Double-A Rocket City and made it all the way to Los Angeles-AL, making his Major League debut on Sept. 17 against Oakland...Earned first Major League win in relief, Sept. 25 vs. Seattle at Angel Stadium, tossing 7.0 innings and allowing 1 ER...marked longest traditional relief appearance for any Angels pitcher since Vern Ruhle on Aug. 3, 1986, vs. Seattle...Was 5-6 with a 4.01 ERA in 16 games (12GS) for Double-A Rocket City and Triple-A Salt Lake

2020:

- Did not pitch due to cancellation of the minor league season (Covid-19)

2019:

- Made another 27 starts for the second straight season, all with Salem

2018:

- Made 27 starts between Greenville and Advanced-A Salem...named MiLB.com Organizational All-Star with Boston

2017:

- Started 18 games with Single-A Greenville

2016:

- Went 4-4 in 13 games (12GS) with GCL Red Sox in return to baseball

2015:

- Missed the entire season with a knee injury

2014:

- Made his professional debut with DSL Red Sox, going 6-2 with a 1.63 ERA (12ER/66.1IP) in 14 starts

TAYLOR DOLLARD



HEIGHT: 6'3"
WEIGHT: 195
BORN: FEB. 17, 1999, IN SHERMAN OAKS, CA
AGE: 25
BATS: RIGHT
THROWS: RIGHT
ACQUIRED: DRAFTED BY SEATTLE IN 5TH ROUND (137TH OVERALL) OF 2020 DRAFT



CAREER STATS

RHP

DOLLARD CAREER NOTES & INFORMATION

CAREER & PERSONAL

- Graduate of Crespi Carmelite High School in Encino, CA
- Held a 2.43 ERA in 111.1 IP over three seasons at Cal Poly with 121 SO and 28 BB
- Spent summer of 2019 with Yarmouth-Dennis Red Sox in prestigious Cape Cod Baseball League held a 1.56 ERA over 11 games

SINGLE-GAME CAREER HIGHS

Most Innings Pitched: 7.1 (2x, Last-6/23/22)
Most Hits Allowed: 10 (7/18/21)
Most Runs Allowed: 7 (3x, Last-8/31/21)
Most Earned Runs Allowed: 7 (2x, Last-8/17/21)
Most Walks Allowed: 3 (6x, Last-8/17/22)
Most Strikeouts: 11 (2x, Last-9/14/21)
Most Home Runs Allowed: 2 (8x, Last-4/14/23)

2025:

- Rule-5 Draft eligible

2024:

- Did not play due to injury

2023:

- A non-roster invitee to Seattle Mariners Major League Spring Training for first time...Made just three appearances with Tacoma before an injury ended his season...Went 0-2 with a 7.56 ERA in three starts with the Rainiers...allowed seven earned runs on nine hits (four home runs) and three walks while striking out eight in 8.1 innings

2022:

- Texas League Pitcher of The Year...Seattle Mariners MiLB Pitcher of The Year (Jamie Moyer Award)...Spent duration of season at Double-A Arkansas and led all qualified Mariners minor leaguers in ERA (2.25) and was second in IP (144.0)...Led Texas League in IP, ERA, wins, BAA (.203), WHIP (0.95) and GS (27, tied with teammate Stephen Kolek)...131 SO were fifth-most on circuit...did not allow ER until fifth start on 5/5...did not allow HR until 12th start on 6/17...Named Texas League Pitcher of The Week following 5.0 shutout IP on 4/29 vs. Wichita...Posted a 1.59 ERA in May over 5 GS and 28.1 IP: 24 H (.229 BAA), 5 ER, 0 HR, 28 SO and only 3 BB (0.95 WHIP)...Named Texas League Pitcher of The Month for June: 5 GS, 5-0, 31.1 IP, 17 H (.153 BAA), 3 ER (0.86 ERA), 1 HR, 29 SO, 7 BB (0.77 WHIP)...Named a Texas League Postseason All-Star...named a Seattle Mariners Organizational All-Star by *MLB.com*...Finished season as the No. 7 ranked Mariners prospect according to *MLB.com*

2021:

- Accumulated 133 SO over 105.0 IP between Class A Modesto and High-A Everett during first season as a pro...struck out 11.4 per 9.0 IP over 19 games (18GS)...4.0 shutout IP and 10 SO in professional debut on 5/7 vs. Stockton...Promoted to Everett on 6/19...went 7.0 IP again in High-A debut on 6/27 at Tri-City...Talled 74 strikeouts, the 15th-most in High-A West, despite making only 11 starts for Everett...only 4 league pitchers had more than his 6 winning decisions; all 6 wins came in succession from 6/27 through 8/1

2020:

- Did not pitch due to cancellation of the minor league season (Covid-19)



NICK DUNN

HEIGHT: 5'9"
WEIGHT: 185
BORN: JAN. 29, 1997, IN SUNBURY, PA
AGE: 28
BATS: LEFT
THROWS: RIGHT
ACQUIRED: SIGNED A MINOR LEAGUE CONTRACT WITH SEATTLE ON OCT. 15, 2024



CAREER STATS

C

DUNN CAREER NOTES & INFORMATION

CAREER & PERSONAL

- Graduated from Shikellamy HS (PA)...did not strikeout once during his senior campaign...
- Played 3 seasons at University of Maryland (2016-18)...
- Originally drafted in the 5th round of the 2018 MLB Draft by the St. Louis Cardinals...
- Father played baseball at Bloomsburg University...

SINGLE-GAME CAREER HIGHS

Most Runs Scored: 4 (8/24/22)
Most Hits: 5 (8/29/24)
Most Doubles: 2 (6x, Last-7/27/23)
Most Triples: 1 (13x, Last-6/25/24)
Most Home Runs: 1 (36x, Last-9/1/24)
Most Runs Batted In: 5 (2x, Last-8/24/22)
Most Stolen Bases: 1 (17x, Last-4/20/24)

2025:

- Non-roster invitee to Seattle Mariners Spring Training...three minor league options remaining

2024:

- Hit .316 (102x323) with Triple-A Memphis in 98 games in the Cardinals organization...recorded 19 doubles, 3 triples, 8 homers, and 42 RBI over 98 games

2023:

- Split the season between Double-A Springfield and Triple-A Memphis...recorded a .332 (88x265) with Springfield while notching 15 doubles, 2 triples, 7 homers, and 40 RBI...hit .302 (58x192) over 51 games with Memphis...hit .319 (146x457) across both levels...recorded 25 doubles, 2 triples, 9 homers, and 60 RBI...named a MiLB.com organization All-Star for the second-consecutive season

2022:

- Named a MiLB.com organization All-Star with Double-A Springfield...appeared in 112 games hitting .271 (108x399) with 21 doubles, 3 triples, 7 homers, and 44 RBI

2021:

- Played 95 games for Double-A Springfield...hit .259 (84x324) over 95 games

2020:

- Did not play due to the cancellation of the minor league season (Covid-19)

2019:

- Played 104 games with High-A Palm Beach

2018:

- Began professional career with Short-A State College and Class-A Peoria in the Cardinals System after being selected in the 5th round of the 2018 MLB First-Year Player Draft...Named a New York-Penn League Mid-Season All-Star

LOGAN EVANS



HEIGHT: 6'4"
WEIGHT: 215
BORN: JUNE 5, 2001, IN ANN ARBOR, MI
AGE: 23
BATS: RIGHT
THROWS: RIGHT
ACQUIRED: DRAFTED BY SEATTLE IN 12TH
ROUND (367 OVERALL) OF 2023 DRAFT



RHP

EVANS CAREER NOTES & INFORMATION

CAREER & PERSONAL

- Graduated from Saline (MI) High School in 2019
- Only lost one game as a starting pitcher in high school
- Drafted out of the University of Pittsburgh, pitched two seasons at Penn State and two seasons at Pitt...
- Ranked as Seattle's #10 prospect (Baseball America), going into 2025...

SINGLE-GAME CAREER HIGHS

Most Innings Pitched: 6.0 (6x-Last, 8/21/2024)
Most Hits Allowed: 6 (9/1/24)
Most Runs Allowed: 5 (8/15/24)
Most Earned Runs Allowed: 5 (8/15/24)
Most Walks Allowed: 4 (9/7/24)
Most Strikeouts: 9 (5/4/24)
Most Home Runs Allowed: 2 (4/11/24)

2025:

- Non-roster invitee to Seattle Mariners Spring Training...three minor league options remaining

2024:

- In 32 games (22 starts) with Double-AArkansas went 9-5 with a 3.20 ERA (38 ER, 107.0 IP) with 42 walks and 98 strikeouts...began the season as a starting pitcher, going 5-2 with a 1.23 ERA (7 ER, 51.1 IP) with 47 strikeouts in 10 games (all starts) before transitioning to the bullpen and making his relief debut on June 4...posted a 6.10 ERA (7 ER, 10.1 IP) in 10 relief appearances before returning to a starting role on July 3...in 22 starts, went 6-5 with a 2.73 ERA (32 ER, 105.2 IP) with 40 walks and 102 strikeouts, including 2 Postseason starts...Earned Texas League Pitcher of the Week honors 8/11/24 with the Arkansas Travelers. Evans retired all 18 batters he faced, the first 18 batters of the game, against the Tulsa Drillers. He struck out seven hitters and matched his pro career high with six innings pitched... Was selected as the Texas League Pitcher of the Month for May by Minor League Baseball after going 4-1 with a 0.63 ERA in five starts...Led the TL in ERA, WHIP (0.70) and wins during the month

2023:

- Made 5 starts in professional debut, going 1-0 with a 0.60 ERA (1 ER, 15.0 IP) with 2 walks and 15 strikeouts between the ACL Mariners (2 G) and Class-A Modesto (3 G)

FRONT
OFFICE

CHENEY
STADIUM

COACHING
STAFF

2025
RAINIERS

2024 SEASON
REVIEW

OPPONENTS

HISTORY &
RECORDS

MEDIA &
MISC.

HARRY FORD



HEIGHT: 5'10"
WEIGHT: 200
BORN: FEB. 21, 2003, IN ATLANTA, GA
AGE: 22
BATS: RIGHT
THROWS: RIGHT
ACQUIRED: DRAFTED BY SEATTLE IN THE 1ST
ROUND (12TH OVERALL) OF THE 2021 DRAFT



CAREER STATS

C

FORD CAREER NOTES & INFORMATION

CAREER & PERSONAL

- Attended North Cobb School (GA)
- Entered the season ranked as the Mariners #6 prospect and the #95 prospect (Baseball America)...is ranked as the #8 overall catching prospect
- Represented Great Britain in the 2023 World Baseball Classic

SINGLE-GAME CAREER HIGHS

Most Runs Scored: 4 (3x, Last-7/31/22)
Most Hits: 4 (6x, Last-5/19/24)
Most Doubles: 3 (6/28/23)
Most Triples: 2 (6/12/22)
Most Home Runs: 1 (36x, Last-8/18/24)
Most Runs Batted In: 5 (6/12/22)
Most Stolen Bases: 3 (5/4/24)

2025:

- Non-roster invitee to Seattle Mariners Spring Training...Selected to represent Seattle in the 2025 Spring Breakout game

2024:

- In his first Double-A action hit .249 (107x430) with 72 runs, 26 doubles, 2 triples, 7 home runs, 45 RBI, 35 stolen bases and 74 walks with a .745 OPS in 116 games with the Travelers...in 24 games in the month of May hit .304 (28x92) with 15 runs, 5 doubles, 2 triples, 2 homers and 13 RBI... Represented the Mariners at the 2024 All-Star Futures Game in Arlington, Texas...spent time on the 7-day IL from July 27-Aug. 3 with a concussion

2023:

- Named an MiLB.com Organization All-Star for the second straight year...Named a Northwest League Post-Season All-Star...Invited to represent Seattle in the 2023 Futures Game...In 118 games with High-A Everett AquaSox batted .257 with 89 runs, 24 doubles, 4 triples, 15 homers, 67 RBI, 24 stolen bases, and 103 walks...led the Northwest League in walks...Was named the Northwest League Player of the Week on 2 occasions: Aug. 6 and Aug. 20

2022:

- Named an MiLB.com Organization All-Star...Appeared in 104 games with Class-A Modesto, hitting .274 with 89 runs, 23 doubles, 4 triples, 11 home runs, 65 RBI, 23 stolen bases and 88 walks...got on base at a .425 clip...Named the #93 prospect in all of baseball prior to the season per MLB.com

2021:

- Made his professional debut with the ACL Mariners on Aug. 19... reached base safely in 15 of his 19 appearances...homed 3 times over his first 5 games

SHINTARO FUJINAMI



HEIGHT: 6'6"
WEIGHT: 180
BORN: APR. 12, 1994, IN SAKAI, JAPAN
AGE: 30
BATS: RIGHT
THROWS: RIGHT
ACQUIRED: SIGNED TO A MINOR LEAGUE CONTRACT ON JAN. 18, 2025



CAREER STATS

RHP

FUJINAMI CAREER NOTES & INFORMATION

CAREER & PERSONAL

- Attended Osaka Toin High School in Japan and led Toin to the Japanese High School Baseball Invitational Tournament
- After he was posted by the Hanshin Tigers, signed with the Oakland Athletics on Jan. 13, 2023

SINGLE-GAME CAREER HIGHS

Most Innings Pitched: 6.0 (4/15/23)
Most Hits Allowed: 7 (4/22/23)
Most Runs Allowed: 8 (2x, Last-4/22/23)
Most Earned Runs Allowed: 8 (2x, Last-4/22/23)
Most Walks Allowed: 4 (4x, Last-7/24/24)
Most Strikeouts: 5 (2x, Last-8/17/24)
Most Home Runs Allowed: 2 (4/15/23)

2025:

- Non-roster invitee to Seattle Mariners Spring Training...Two minor league options remaining

2024:

- Pitched in 6 games in the Puerto Rican Winter Leagues after the 2024 regular season with the Gigantes De Carolina...went 0-1 with a 3.05 ERA over 6 starts...totalled 20.2 innings (7 ER, 15 H) with 11 walks and 24 strikeouts...Made 33 minor league appearances in the New York Mets organization after signing a minor league deal with the club on Feb. 14...never pitched with the big league club after injuries in Spring Training...In 33 G (1 GS) between Triple-A Syracuse (29 G), Double-A Binghamton (2 G), Class-A St. Lucie (1 G) and the FCL Mets (1 G) went 1-2 with 1 save and a 5.94 ERA (24 ER, 36.1 IP) with 33 walks and 44 strikeouts

2023:

- In 64 appearances (7 starts) between the A's (34 G) and Orioles (30 G) went 7-8 with 2 saves and a 7.18 ERA (63 ER, 79.0 IP) with 45 walks and 83 strikeouts...Made big league debut with the A's on April 1...earned first Major League win on May 12

2013-22:

- In 10 seasons with the Hanshin Tigers in Japan went 80-66 with a 3.16 ERA (465 ER, 1323.0 IP) with 599 walks and 1,381 strikeouts...Made 3 NPB All-Star Games, was named 2015 NPB All-Star Game MVP and led the Central League in strikeouts (221) that season

EMERSON HANCOCK



HEIGHT: 6'4"
WEIGHT: 213
BORN: MAY 31, 1999, IN THOMASVILLE, GA
AGE: 25
BATS: RIGHT
THROWS: RIGHT
ACQUIRED: DRAFTED BY SEATTLE IN 1ST
ROUND (6TH OVERALL) OF 2020 DRAFT



CAREER STATS

RHP**HANCOCK CAREER NOTES & INFORMATION****CAREER & PERSONAL**

- Graduated from Cairo (GA) High School in 2017
- Named Player of the Year by the Thomasville Times-Enterprise after going 11-1 with a 0.75 ERA in 65 innings pitched as a senior
- Originally drafted by Arizona in the 38th round of the 2017 MLB First-Year Player Draft, but did not sign...attended the University of Georgia (2018-20)

SINGLE-GAME CAREER HIGHS

Most Innings Pitched: 9.0 (7/21/24)
Most Hits Allowed: 11 (4/7/24)
Most Runs Allowed: 9 (2x, Last-7/5/23)
Most Earned Runs Allowed: 9 (2x, Last-7/5/23)
Most Walks Allowed: 5 (3x, Last-7/27/24)
Most Strikeouts: 10 (5/13/23)
Most Home Runs Allowed: 3 (8/20/22)

2025:

- Member of Seattle's 40-man roster...two minor league options remaining

2024:

- Made his first career Opening Day roster with Seattle...enjoyed five stints in the Major Leagues (March 28-May 8, June 13, July 6-8, September 13-22 and September 28-end of season)...finished his first season in The Show with a 4-4 record and a 4.75 ERA... earned his first Major League win in his first start of the season on April 1 vs. Cleveland...was named the PCL Pitcher of the Month for June, going 1-0 with a 0.84 ERA (2 ER, 21.1 IP) with seven walks and 17 strikeouts in four starts...in the month, he led the PCL in WHIP (0.98), opponent batting average (.187), and in ERA (0.84) during the month... after allowing 2 runs in the first inning of June, he did not allow another run in his last 20.1 innings in June with Tacoma...threw the only complete-game shutout in the PCL in 2024, spinning 9.0 scoreless innings against Reno on July 21

2023:

- A non-roster invitee to Seattle Mariners Major League Spring Training...made his Major League debut on Aug. 9 against San Diego...allowed just one earned run on two hits over 5.0 innings...went 11-5 with a 4.32 ERA in 20 starts with Double-A Arkansas prior to getting his contract selected...had 107 strikeouts compared to 38 walks in 98.0 innings with the Travelers...placed on the 15-day injured list with a right shoulder strain on Aug. 21...transferred to the 60-day IL the next day

2022:

- Ended season as the No. 2-ranked Seattle prospect by *MLB.com*, spending duration at Double-A Arkansas, limiting Texas League batters to a .219 BAA with a 1.20 WHIP...named Texas League Pitcher of the Month for July (4 GS, 23.1 IP): 17 H (.207 BAA), 4 ER (1.54 ERA), 8 BB (1.07 WHIP)...selected to a second consecutive All-Star Futures Game...tossed a perfect 6th inning, striking out all 3 batters he faced on 17 pitches

2021:

- Combined for 44.2 IP over 12 starts between High-A Everett and Double-A Arkansas in professional debut...posted a 2.62 ERA (13 ER), a 1.03 WHIP (17 BB/29 H) and limited batters to a .184 average at all levels (43 SO)...Selected to All-Star Futures Game in Denver (DNP)...Did not allow a HR in first 8 games and 30.1 IP...allowed first on 8/4 at Spokane in final High-A appearance...Promoted from Everett to Arkansas on Aug. 9 for remainder of season...Ended season ranked as the No. 4 Mariners prospect by *MLB.com*

2020:

- Did not pitch due to cancellation of the minor league season (Covid-19)...Assigned to Mariners Alternate Training Site at Cheney Stadium in Tacoma on 7/18 for duration of season

BLAKE HUNT



HEIGHT: 6'4"
WEIGHT: 215
BORN: NOV. 10, 1998, IN COSTA MESA, CA
AGE: 26
BATS: RIGHT
THROWS: RIGHT
ACQUIRED: IN A TRADE WITH TAMPA BAY ON NOV. 6, 2023



CAREER STATS

C

HUNT CAREER NOTES & INFORMATION

CAREER & PERSONAL	SINGLE-GAME CAREER HIGHS
<ul style="list-style-type: none">• Attended Mater Dei High School (CA)• Drafted by the San Diego Padres in the 2nd round of the 2017 MLB First Year Player draft out of Mater Dei High School• Part of the trade that sent LHP Blake Snell to San Diego on Dec. 29, 2020	<p>Most Runs Scored: 3 (7x, Last-6/21/23) Most Hits: 4 (2x, Last-5/29/21) Most Doubles: 2 (11x, Last-4/17/24) Most Triples: 1 (10x, Last-8/15/24) Most Home Runs: 3 (6/18/23) Most Runs Batted In: 6 (2x, Last-6/18/23) Most Stolen Bases: 1 (13x, Last-7/12/24)</p>

2025:

- Designated for assignment by Baltimore on January 13 and traded to Seattle for cash considerations on January 15...a member of Seattle's 40-man roster...two minor league options remaining

2024:

- Opened the season with Tacoma, hitting .293 with four doubles and four home runs and 20 RBI in 24 games...traded to Baltimore on May 22 in exchange for RHP Mike Baumann and C Michael Perez... was recalled by Baltimore on July 30 and optioned on July 31 without appearing in a game

2023:

- Split the season between Montgomery and Triple-A Durham, playing in 67 total games...Made his Triple-A debut on June 9 against Memphis...hit safely in his first eight games, batting .400 (12-for-30) with four doules, four home runs and 12 RBI...Set career marks in doubles (20), home runs (12), slugging percentage (.484) and OPS (.815)...On the injured list from Aug. 7 - Sept. 29...Had three home runs and six RBI, going 3-for-4 on June 18 vs. Charlotte on June 18...Traded to Seattle on Nov. 6 for C Tatem Levins

2022:

- Played 81 games for Montgomery, hitting .245 (67-for-273) with 15 doubles, five home runs and 39 RBI... Hit .265 with eight RBI in 16 games for the Mesa Solar Sox in the Arizona Fall League

2021:

- Split the season between Advanced-A Bowling Green and Double-A Montgomery...hit .205 in 76 total games...Named South Atlantic League Player of the Week for May 24-30

2020:

- Did not play due to the cancellation of the minor league season (Covid-19)...Part of the trade that sent LHP Blake Snell to San Diego on Dec. 29

2019:

- Spent the entire season with Single-A Fort Wayne, hitting .255 in 89 games...Ranked by *Baseball America* as the No. 19 prospect in the Padres system and the best defensive catcher in the organization following the season

2018:

- Hit .271 (56-for-207) with a .748 OPS in 56 games for Short-Season Tri-City

2017:

- Played in 30 games between the AZL Padres 1 and 2, hitting .241 (28-for-116) in his first professional season

JIMMY JOYCE



HEIGHT: 6'2"
WEIGHT: 210
BORN: JAN 13, 1999, IN ROCKVILLE CENTRE, NY
AGE: 26
BATS: RIGHT
THROWS: RIGHT
ACQUIRED: DRAFTED BY SEATTLE IN 16TH ROUND (474TH OVERALL) OF 2021 DRAFT



CAREER STATS

RHP

JOYCE CAREER NOTES & INFORMATION

CAREER & PERSONAL

- Graduated from Wantagh HS (NY) in 2017...
- Spent 4 seasons at Hofstra University (NY)... made the 2nd team All-Colonial Athletic Association team senior season...
- Majored in Exercise Science at Hofstra...
- Father, James, played baseball at NYIT...

SINGLE-GAME CAREER HIGHS

- Most Innings Pitched:** 7.0 (2x, Last-7/22/23)
- Most Hits Allowed:** 11 (5/24/22)
- Most Runs Allowed:** 8 (3x, Last-6/22/24)
- Most Earned Runs Allowed:** 8 (3x, Last-6/22/24)
- Most Walks Allowed:** 5 (2x, Last-8/16/22)
- Most Strikeouts:** 13 (7/14/22)
- Most Home Runs Allowed:** 3 (5/29/22)

2025:

- Rule 5 draft eligible

2024:

- Went 4-7 with a 5.49 ERA over 27 appearances with Double-A Arkansas...9 of which were starts... Transitioned to a bullpen role halfway through season

2023:

- Named MiLB.com Organization All-Star...In 9 starts with High-A Everett, went 2-0 with a 1.60 ERA ...Was on 7-day Injured List from April 6-May 29...Transferred to Double-A Arkansas on July 30 where he posted a 3.82 ERA in 7 starts

2022:

- Split time between High-A Everett and Class-A Modesto, going 7-12 with a 5.58 ERA...Named NWL Pitcher of the Week for the week of May 22nd with Everett

2021:

- Split first professional season between ACL Mariners and High-A Everett...Recorded a season-high 8 strikeouts on Aug. 21 at Eugene



AUSTIN KITCHEN



HEIGHT: 6'0"
WEIGHT: 200
BORN: FEB 11, 1997, IN PITTSBURGH, PA
AGE: 28
BATS: LEFT
THROWS: LEFT
ACQUIRED: CLAIMED OFF WAIVERS FROM
MIAMI ON SEPTEMBER 9, 2024



LHP

KITCHEN CAREER NOTES & INFORMATION

CAREER & PERSONAL

- Pitched for three seasons at Coastal Carolina University, winning the 2016 National Championship
- At CCU, went 12-6 with a 4.96 ERA and nine saves...was also named a 2016 Louisville Slugger/Collegiate Baseball Freshman All-American
- Originally signed with Colorado as an undrafted free agent in 2021

SINGLE-GAME CAREER HIGHS

Most Innings Pitched: 6.0 (2x, Last-4/19/22)
Most Hits Allowed: 9 (9/6/24)
Most Runs Allowed: 7 (9/6/24)
Most Earned Runs Allowed: 6 (2x, Last-9/6/24)
Most Walks Allowed: 3 (5x, Last-6/15/23)
Most Strikeouts: 6 (4x, Last-6/30/22)
Most Home Runs Allowed: 4 (4/19/22)

2025:

- Designated for assignment by Seattle on January 13 and sent outright to Tacoma on January 16...non-roster invitee to Seattle Mariners Major League spring training...one minor league option remaining

2024:

- Split the season between the Rockies, Marlins and Mariners organizations...made five appearances at Double-A Hartford before receiving a promotion to Triple-A Albuquerque, where he made 18 appearances, going 3-0 with a 3.65 ERA...allowed one home run in 24.2 innings, walking six and striking out 18...was designated for assignment by Colorado on June 23 and claimed by Miami on June 25...made his MLB debut on July 30 at Tampa Bay, allowing three earned runs in 2.0 innings...was designated for assignment again on September 7 and claimed by Seattle on September 9... went 8-1 with a 3.78 ERA (22 ER, 52.1 IP), 15 walks, 33 strikeouts in 37 games between the three minor league systems

2023:

- Went 6-3 with a 4.45 ERA (30 ER, 60.2 IP) with 16 walks and 54 strikeouts in 45 games between Double-A Hartford and Triple-A Albuquerque

2022:

- Went 5-1 with a 3.28 ERA (22 ER, 60.1 IP) with 16 walks and 55 strikeouts in 22 games (four starts) with High-A Spokane

2021:

- Signed as a non-drafted free agent with Colorado to a minor league contract on April 21...went 1-4 with a 4.97 ERA (28 ER, 50.2 IP) with 14 walks and 38 strikeouts in 19 games with Class-A Fresno

FRONT
OFFICE

CHENEY
STADIUM

COACHING
STAFF

2025
RAINIERS

2024 SEASON
REVIEW

OPPONENTS

HISTORY &
RECORDS

MEDIA &
MISC.

WILL KLEIN



HEIGHT: 6'5"
WEIGHT: 230
BORN: NOV 28, 1999, IN BLOOMINGTON, IN
AGE: 25
BATS: RIGHT
THROWS: RIGHT
ACQUIRED: ACQUIRED BY SEATTLE FROM OAKLAND ON JAN 21, 2025



CAREER STATS

RHP**KLEIN CAREER NOTES & INFORMATION****CAREER & PERSONAL**

- Graduated from Bloomington North HS (IN) in 2017...held a 1.98 ERA over 17.2 innings as a senior
- Originally drafted by Kansas City in the 5th round (135th overall) of the 2020 MLB First-Year Player Draft
- Played three seasons (2018-2020) at Eastern Illinois University...majored in Biological Sciences

SINGLE-GAME CAREER HIGHS

Most Innings Pitched: 3.0 (5x, Last-8/12/21)
Most Hits Allowed: 6 (8/24/22)
Most Runs Allowed: 7 (8/24/22)
Most Earned Runs Allowed: 7 (8/24/22)
Most Walks Allowed: 5 (2x, Last-6/2/22)
Most Strikeouts: 6 (5x, Last-8/12/21)
Most Home Runs Allowed: 1 (19x, Last-8/21/24)

2025:

- On Seattle's 40-man roster...two minor league options remaining...entered the season with 35 days of service time

2024:

- Maintained a perfect 0.00 ERA from Mar. 29th-May 3rd (12 outings) with Triple-A Omaha to begin the season...Made Major League debut on Apr. 28th with Kansas City in Detroit where he pitched 1.0 perfect inning with two strikeouts...pitched in five Major League games with Kansas City...Went 1-0 with a 11.05 ERA (9 ER, 7.1 IP) with 6 walks and 7 strikeouts in 8 games between Kansas City and Oakland...Earned first career win on June 2 vs. San Diego tossing a scoreless 9th inning...Held the opposition to a .184 batting average at Triple-A Omaha, walked 27 batters in 37.2 innings for a .317 on-base percentage...had a .604 OPS...ranked T-10th in the International League in saves (9)...Entered 2024 ranked by MLB Pipeline as the #19 Royals prospect...Entered 2024 ranked by Baseball America as the #18 Royals prospect

2023:

- Selected to represent the Royals in the 2023 SiriusXM All-Star Futures Game in Seattle...tossed 0.1 inning while walking 2...was issued the losing decision in 5-0 loss to the National League...Began season with Double-A NW Arkansas and appeared in 21 games out of the bullpen...accumulated a 3.38 ERA while striking out 44 and walking 14 in that span...Promoted to Triple-A Omaha on June 13th...Recorded 93 strikeouts in 64.1 innings across both levels which placed him among 35 Royals minor league pitchers that threw at least 60.0 innings... his 13.01 K/9 ranked 1st amongst that group... Added to Kansas City's 40-man roster on Nov. 14, 2023

2022:

- Began season on the Injured List with shin splints...assigned to Double-A NW Arkansas on May 14th... Limited to 43.2 innings over 30 appearances in due to injury that forced him to miss the first six weeks of the season

2021:

- Named an MiLB.com Organization All-Star following his professional debut season, in which he went 7-1 in 36 appearances with a 3.20 ERA (25 ER, 70.1 IP) and 121 strikeouts (15.5 K/9) with High-A Quad Cities...his 121 strikeouts were the most in Minor League Baseball by pitchers who did not record a start

2020:

- Selected with the Royals' final pick in the shortened 2020 MLB Draft...Did not pitch due to COVID-19

TRAVIS KUHN



HEIGHT: 5'10"
WEIGHT: 195
BORN: MAY 20, 1998, IN LAGUNA HILLS, CA
AGE: 26
BATS: RIGHT
THROWS: RIGHT
ACQUIRED: DRAFTED SEATTLE IN THE 19TH ROUND OF THE 2019 DRAFT



CAREER STATS

RHP

KUHN CAREER NOTES & INFORMATION

CAREER & PERSONAL

- Graduated from Norco High School (CA) in 2016
- Red-shirted in 2017, appeared in 46 collegiate games at the University of San Diego from 2018-19
- Played two summers of college wood bat ball, with Victoria in 2017 and Green Bay in 2018...60 strikeouts in 47.2 total innings

SINGLE-GAME CAREER HIGHS

Most Innings Pitched: 2.1 (7/23/19)
Most Hits Allowed: 5 (8/12/23)
Most Runs Allowed: 6 (3x, Last-8/12/23)
Most Earned Runs Allowed: 6 (3x, Last-8/12/23)
Most Walks Allowed: 4 (5/10/22)
Most Strikeouts: 4 (5x, Last-8/3/24)
Most Home Runs Allowed: 2 (7/31/22)

2025:

- Rule-5 Draft eligible

2024:

- A non-roster invitee to Seattle Mariners Major League Spring Training for third straight year...spent the entire season with Double-A Arkansas, going 4-6 with a 3.33 ERA in 44 appearances...struck out 64 and walked 23 in 54.0 IP...pitched in the Arizona Fall League

2023:

- A non-roster invitee to Seattle Mariners Major League Spring Training for second consecutive season... Spent the entire season with Arkansas for the second consecutive year, appearing in 49 relief games... Went 5-3 with 4 saves and a 3.13 ERA (19ER/54.2IP) with 22 walks and 51 strikeouts

2022:

- A non-roster invitee to Seattle Mariners Major League Spring Training for the first time in his career... Made 50 appearances with Double-A Arkansas, going 3-3 with 3 saves and a 4.10 ERA with 35 walks and 71 strikeouts...35 of his 50 appearances were scoreless and 22 were hitless...Finished the season ranked the Mariners No. 29 prospect by *MLB.com*

2021:

- Spent majority of season with Class-A Modesto, going 2-1 with a 3.86 ERA in 21 games...also appeared in 3 games with High-A Everett and one game with Tacoma...Landed on the 7-day Injured List with a hernia, Aug. 5-Oct. 4....Joined the Peoria Javelinas in the Arizona Fall League...named an AZFL "Rising Star" after holding a 0.96 ERA in eight games

2020:

- Did not pitch due to cancellation of Minor League season (Covid-19)

2019:

- Made professional debut with Short-A Everett where he played 18 games, going 5-3 with a 6.95 ERA... Also ppeared in two games with Single-A West Virginia, holding a 9.00 ERA...struck out at least one batter in 19 of 20 combined games

CASEY LAWRENCE



HEIGHT: 6'0"
WEIGHT: 180
BORN: OCT. 28, 1987, IN MCSHERRYSTOWN, PA
AGE: 37
BATS: RIGHT
THROWS: RIGHT
ACQUIRED: SIGNED A MINOR LEAGUE
CONTRACT WITH SEATTLE ON NOV. 15, 2024



CAREER STATS

RHP**LAWRENCE CAREER NOTES & INFORMATION****CAREER & PERSONAL**

- Attended Delone Catholic High School in McSherrystown, PA, and Albright College in Reading, PA
- Signed with Toronto as an undrafted free agent on June 15, 2010 after going undrafted in 2009 and 2010
- Went 15-4 striking out 181 batters over 192.1 career innings at Albright...finished with a 2.53 ERA and just 21 walks in his career
- Made his Major League debut on April 8, 2017, with Toronto

SINGLE-GAME CAREER HIGHS

Most Innings Pitched: 9.2 (4/18/13)
Most Hits Allowed: 16 (9/4/15)
Most Runs Allowed: 11 (7/10/24)
Most Earned Runs Allowed: 11 (7/10/24)
Most Walks Allowed: 4 (9x, Last-9/10/24)
Most Strikeouts: 11 (6/22/22)
Most Home Runs Allowed: 3 (4x, Last-4/30/23)

2025:

- Non-roster invitee to Seattle Mariners Major League Spring Training...zero options remaining

2024:

- Non-roster invitee to Seattle Mariners Major League Spring Training...spent the entire season with Tacoma, making 29 starts to tie the PCL lead...went 11-11 with a 5.95 ERA, throwing a league-leading 165.0 innings (the second-most in his career, trailing only his 2015 season of 167.2 innings), ranking second in the league in wins, sixth in WHIP (1.50), seventh in opponent batting average (.296) and eighth in ERA

2023:

- Started the year 3-7 with a 4.67 ERA in 18 starts for Buffalo and was released by Toronto on July 16... Signed to a minor league contract by St. Louis on July 19 and assigned to Memphis that day...Went 1-1 with a 5.40 ERA in three starts with Memphis before getting his contract selected on Aug. 15...Went 1-0 with a 6.59 ERA in 15 relief appearances for the Cardinals...struck out nine compared to two walks in 13.1 innings...Sent outright to Memphis on Oct. 26 and elected free agency the next day

2022:

- Was 9-5 with a 2.79 ERA in 23 starts with Triple-A Buffalo ...Had his contract selected on May 4 and made his first MLB appearance since 2018, going 0-1 with a 7.50 ERA in six games with Toronto...Elected free agency on Nov. 10...re-signed with Toronto on a minor league contract on Dec. 30

2021:

- Returned to the Blue Jays organization, playing for Double-A New Hampshire and Triple-A Buffalo... Combined to go 8-3 with a 4.40 ERA in 25 games (14GS)...struck out 80 batters compared to 17 walks in 86.0 innings

2020:

- Did not pitch due to cancellation of Minor League season (Covid-19)

2019:

- Pitched for the Hiroshima Carp in Japan, going 4-8 with a 4.80 ERA in 22 games with 19 walks and 76 strikeouts

2018:

- Signed a minor league deal with Seattle on Jan. 16 and assigned to Tacoma...had his contract selected on March 28....Optioned and recalled four times throughout the course of the season...Went 1-0 with a 7.33 ERA in 11 games for the Mariners and 7-5 with a 3.31 ERA in 19 games (16GS) for Tacoma

2017:

- Got his contract selected & made his Major League debut with Toronto on April 8 at Tampa Bay, tossing 0.2 innings of relief...Recalled on April 22, optioned on April 28 and designated for assignment on May 8...claimed by Seattle on May 11 and optioned to Tacoma that day...Recalled by Seattle four times over the course of the season, totaling a 2-0 record with a 5.57 ERA in 23 games...Elected free agency on Nov. 6

2016:

- Split the season between New Hampshire and Buffalo, going 3-6 with a 4.56 ERA with the Fisher Cats and 5-6 with a 3.83 ERA with the Bisons...combined to strike out 108 batters compared to 37 walks in 162.0 innings over his 28 starts

2015:

- Aside from one start with Buffalo, spent the entire season with New Hampshire...combined to go 12-14 with a 4.56 ERA in 27 starts...threw 167.2 innings between the two teams, totaling 312.2 Double-A innings from 2014-15

2014:

- Spent the entire season with New Hampshire...went 9-9 with a 3.69 ERA in 26 games (22GS), striking out 93 batters compared to 29 walks in 151.1 innings pitched **2013:** ...Pitched for Dunedin, New Hampshire and Triple-A Buffalo...went 4-7 with a 4.53 ERA in 19 games (18GS)

2012:

- Went 9-7 with a 3.87 ERA in 27 games (25GS) between Dunedin and Double-A New Hampshire

2011:

- Appeared in 26 games (25GS) between Single-A Lansing and Advanced-A Dunedin...went 14-9 with a 3.04 ERA

2010:

- Made his professional debut with Short-Season Auburn and Single-A Lansing...went 7-2 with a 2.33 ERA in 16 games (13GS)

CASEY LEGUMINA



HEIGHT: 6'2"
WEIGHT: 195
BORN: JUNE. 19, 1997, IN DALLAS, TX
AGE: 27
BATS: RIGHT
THROWS: RIGHT
ACQUIRED: IN A TRADE WITH CINCINNATI ON
FEBRUARY 3, 2025



CAREER STATS

RHP**LEGUMINA CAREER NOTES & INFORMATION****CAREER & PERSONAL**

- Selected three times in the MLB First-Year Player Draft: by Toronto in the 25th round in 2016, by Cleveland in the 35th round in 2018 and by Minnesota in the eighth round in 2019
- Pitched for three seasons at Gonzaga University, finishing 6-7 with a 3.73 ERA in 130.1 IP...started 11 of 43 games, striking out 117 batters in his career
- Father, Gary, pitched four seasons in the Dodgers' and Giants' org.

SINGLE-GAME CAREER HIGHS

Most Innings Pitched: 6.0 (6/14/22)
Most Hits Allowed: 8 (6/24/22)
Most Runs Allowed: 7 (5/28/22)
Most Earned Runs Allowed: 7 (5/28/22)
Most Walks Allowed: 6 (5/8/22)
Most Strikeouts: 8 (2x, Last-4/27/22)
Most Home Runs Allowed: 1 (31x, Last-9/21/24)

2025:

- Designated for assignment by Cincinnati on January 30...trade to Seattle for cash considerations on February 3...Member of Seattle's 40-man roster...one options remaining

2024:

- Spent most of the season with Triple-A Louisville, making 39 relief appearances, winning a career-high six games, sporting a 3.24 ERA, the lowest since his rookie campaign in 2021...struck out 57 batters and walked 18 in 58.1 innings...made six Major League appearances for Cincinnati, allowing nine earned runs in 9.1 innings, striking out seven and walking two

2023:

- Made his MLB debut on April 15 vs. Philadelphia tossing 2.0 scoreless innings in Reds win...spent the majority of season with Triple-A Louisville making 26 appearances...had two stints on Injured List.

2022:

- Opened the season with High-A Cedar Rapids in the Twins' system...made three starts before a promotion to Double-A Wichita...started 13 of his 30 appearances in his Double-A debut, going 2-5 with a 4.93 ERA...threw a career-high 86.1 innings between the two levels...traded from Minnesota to Cincinnati on November 18 in exchange for INF Kyle Farmer

2021:

- Made his professional debut with Single-A Fort Myers, starting eight of his 14 outings...went 4-2 with a 3.02 ERA, striking out 56 and walking 14 in 44.2 innings...made one start with High-A Cedar Rapids, allowing three runs in 4.2 innings, striking out seven

TYLER LOCKLEAR



HEIGHT: 6'3"
WEIGHT: 210
BORN: NOV. 24, 2000, IN BALTIMORE, MD
AGE: 24
BATS: RIGHT
THROWS: RIGHT
ACQUIRED: DRAFTED BY SEATTLE IN THE 2ND ROUND (58TH OVERALL) IN 2022 DRAFT



INF

LOCKLEAR CAREER NOTES & INFORMATION

CAREER & PERSONAL

- Attended Virginia Commonwealth University (VCU) from 2020-22, where he holds the single-season records for: HR (20, 2022) and RBI (78, 2022), also tied for second for career HR (37) among others
- Uncle, Jeff, played five years in the in the Giants and Rockies organizations
- Earned Northwest League Post-Season All-Star honors in 2023

SINGLE-GAME CAREER HIGHS

Most Runs Scored: 4 (9/17/24)
Most Hits: 4 (2x, Last-5/4/23)
Most Doubles: 2 (3x, Last-4/28/24)
Most Triples: 1 (5x, Last-9/17/24)
Most Home Runs: 2 (4x, Last-8/2/24)
Most Runs Batted In: 4 (2x, Last-4/18/24)
Most Stolen Bases: 1 (22x, Last-5/9/23)

2025:

- Member of Seattle's 40-man roster...two minor league options remaining...participated in the 2025 Spring Breakout for Seattle...enters the season as Seattle's #11 prospect, per MLB Pipeline

2024:

- Contract selected by Seattle on June 9...made his Major League debut that day at Kansas City, going 1-for-4 with a double and an RBI...played 16 total games with Seattle, hitting .156 (7x45) with one double, two home runs and three RBI...hit his first Major League home run on June 13 against Chicago (AL)...played at three different levels, opening the season with Double-A Arkansas, hitting .291 over 41 games before receiving a promotion to Tacoma...played 70 Triple-A games, hitting .260 with 15 doubles, three triples and eight home runs...across Double-A and Triple-A, set minor league career-highs with 27 doubles, four triples, 16 home runs, 67 RBI and 64 walks

2023:

- Spent the season between High-A Everett and Double-A Arkansas, hitting .288 (89x309) with 25 doubles one triple, 13 home runs and 52 RBI, with a .907 OPS...was named a Northwest League Post-Season All-Star...also made three appearances with the ACL Mariners on a rehab assignment...on Injured List from April 4-Aug. 4 after being hit by a pitch on his right hand...played for Peoria in the Arizona Fall League where he was named an AFL Rising Star.

2022:

- Started his professional career with Class-A Modesto, where he hit .282 with five doubles, seven home runs and 29 RBI in 29 games

JACK LOPEZ



HEIGHT: 5'9"
WEIGHT: 160
BORN: DECEMBER 16, 1992, IN RIO PIEDRAS, PR
AGE: 32
BATS: RIGHT
THROWS: RIGHT
ACQUIRED: SIGNED BY SEATTLE TO A MINOR LEAGUE CONTRACT ON JAN. 23 2025



CAREER STATS

INF

LOPEZ CAREER NOTES & INFORMATION

CAREER & PERSONAL

- Was originally drafted by the Kansas City Royals in the 16th round of the 2011 MLB First-Year Player Draft out of Deltona HS (FL)...

SINGLE-GAME CAREER HIGHS

Most Runs Scored: 3 (11x, Last-7/27/24)
Most Hits: 4 (7x, Last-5/21/24)
Most Doubles: 2 (10x, Last-9/24/2024)
Most Triples: 1 (19x, Last-8/6/24)
Most Home Runs: 2 (4x, Last-5/16/24)
Most Runs Batted In: 6 (4/24/24)
Most Stolen Bases: 2 (11x, Last-5/1/24)

2024:

- Returned to big leagues for the first time in 3 years, with the Angels...hit first career MLB home run on Sept. 24 at CWS

2023:

- Played 93 games with Triple-A Salt Lake in the Angels org

2022:

- Played 95 games with Triple-A Toledo in the Tigers organization

2021:

- Signed with Boston to a minor league contract...made MLB debut with the Red Sox on Sept. 1

2020:

- Did not play due to the cancellation of the minor league season (Covid-19)

2019:

- Signed with Atlanta to a minor league contract, hitting .273 in 96 games with Triple-A Gwinnett

2012-2018:

- Spent 7 seasons in the Royals organization, making it to Triple-A Omaha

CADE MARLOWE



HEIGHT: 6'2"
WEIGHT: 210
BORN: JUNE 24, 1997, IN THOMASVILLE, GA
AGE: 27
BATS: LEFT
THROWS: RIGHT
ACQUIRED: DRAFTED BY SEATTLE IN THE 20TH
ROUND OF THE 2019 DRAFT



CAREER STATS

OF

MARLOWE CAREER NOTES & INFORMATION

CAREER & PERSONAL

- Drafted by Seattle in the 20th round of the 2019 MLB First-Year Player draft, signed by scout John Wiedenbauer
- Graduated from Tift Area Academy in 2015
- Played four seasons at the University of West Georgia (2016-19)
- Made his Major League debut with Seattle on July 20, 2023, vs. Minnesota

SINGLE-GAME CAREER HIGHS

Most Runs Scored: 4 (6/2/21)
Most Hits: 5 (3x, Last-9/17/23)
Most Doubles: 3 (9/17/23)
Most Triples: 2 (5/29/21)
Most Home Runs: 2 (5x, Last-9/10/22)
Most Runs Batted In: 6 (8/12/21)
Most Stolen Bases: 4 (7/18/23)

2025:

- Designated for assignment on February 3 and sent outright to Tacoma on February 7...a non-roster invitee to Seattle Mariners Major League Spring Training...one minor league option remaining

2024:

- Spent most of the season with Tacoma, playing 90 games and hitting .235 with eight doubles, four triples and 13 home runs...stole 43 bases, the fourth-most in the PCL...saw action in eight Big League games with Seattle, going 2-for-8 with a walk and a run scored

2023:

- Hit .258 (86-for-334) in 81 games with Tacoma...hit .239 (21-for-88) in 34 games with Seattle...Made his Major League debut on July 20 vs. Minnesota (0-for-3, BB, 2K)...recorded first MLB hit on July 24 at Minnesota...Produced 1.0 Baseball-Reference WAR in 100 plate appearances, 1 of 3 Major Leaguers to produce 1.0+ bWAR in 100-or-fewer PA in 2023

2022:

- Split the season between Double-A Arkansas and Tacoma...combined to hit .287 (143-for-499) in 133 games...Received the Edgar Martinez Dominate the Zone Hitter Award...hit 21 doubles and 23 home runs with 102 RBI...Named an *MiLB.com* Organization All-Star for Seattle...Texas League Player of the Month in Sept...Had his contract selected by Seattle on Nov. 14

2021:

- Climbed three levels, playing 34 games with Single-A Modesto, 71 games with Advanced-A Everett and one with Tacoma...Led all minor leaguers with 107 RBI, one of only two minor league players with 100+ RBI...Named the Ken Griffey Jr. Minor League Player of the Year by Seattle...one of 16 MiLB players to have 20+ home runs and stolen bases

2020:

- Did not play due to cancellation of the minor league season (Covid-19)

2019:

- Hit .301 (66-for-219) in 62 games with Short-Season Everett in his first professional season



MILES MASTROBUONI

HEIGHT: 5'11"
WEIGHT: 185
BORN: OCT. 31, 1995, IN SAN RAMON, CA
AGE: 29
BATS: LEFT
THROWS: RIGHT
ACQUIRED: IN A TRADE WITH CHICAGO-NL ON
JAN. 14, 2024



CAREER STATS

INF/OF

MASTROBUONI CAREER NOTES & INFORMATION

CAREER & PERSONAL

- Attended the College of San Mateo (Calif.) before transferring to University of Nevada, Reno (Nev.) for his junior season...
- Selected by Tampa Bay in the 14th round (420 overall) of the 2016 June Amateur Draft. Made his MLB debut with Tampa Bay on Sept. 22, 2022 vs. Toronto...

SINGLE-GAME CAREER HIGHS

Most Runs Scored: 4 (7/25/21)
Most Hits: 4 (7x, Last-6/16/24)
Most Doubles: 2 (12x, Last-4/21/24)
Most Triples: 1 (26x, Last-8/11/23)
Most Home Runs: 2 (2x, Last-9/2/22)
Most Runs Batted In: 6 (6/2/22)
Most Stolen Bases: 2 (10x, Last-8/11/24)

2025:

- Designated for assignment by Chicago-NL on January 9 and traded to Seattle for cash considerations on January 14...member of Seattle's 40-man roster...one minor league option remaining

2024:

- Split the season between Triple-A Iowa and Chi- cago-NL, appearing in 54 games for Iowa and 50 games for the Cubs... Batted .194 (19x98) with 3 doubles and 4 RBI for Chicago... Made his second-straight Cubs opening day roster... Hit 4 home runs, recorded 22 RBI and stole 15 bases in 54 games for the Triple-A Iowa...batted .218 (47x216) with a .305 on-base percentage and a .329 slugging percentage... In 9 games from July 9-20, went .346 (9x26) with one double, one RBI and three runs scored... Appeared at third base (17 games), shortstop (10 games), second base (10 games), right field (two games) and left field (one game) with Chicago-NL... Had four stints with the Cubs in 2024 (March 28-April 18, May 4-19, June 18-July 29, Sept. 1-25)...

2023:

- Appeared in 60 games for Chicago-NL, including 24 starts at third base, 5 in the outfield, 5 at second base, and one at DH...hit .241 (32x133) with 24 runs, 5 RBI, five doubles, one home run and 13 stolen bases...his 13 stolen bases this season ranked fourth among Cubs hitters...led Cubs hitters with a 92.9% stolen base rate (min. 5 attempts)...July 21 vs. St. Louis, belted his first-career home run, a solo shot off Jack Flaherty...reached a career-high hitting streak of four games twice: April 4-12 and Sept. 20-23... Sept. 20-23, hit .533 (8x15) with five runs and two doubles... From Sept. 20-26, ranked second in the majors in batting average .550 (11x20) and was tied for third in hits (11) and runs (7)...on Sept. 20 recorded his first career game with multiple extra-base hits and tied his career-high with three hits (also July 18 vs. WSH) and runs scored (last July 26 at CWS)...

2022:

- Made his major league debut Sept. 22, 2022, vs. Toronto, entering the game as a defensive replacement... he appeared in 8 games while on the active roster from Sept. 22-Oct. 2, picking up 3 hits, one walk and one stolen base...hit .300 (152x507) with 32 doubles, 16 home runs, 64 RBI, 23 stolen bases, a .377 OBP and a .469 slugging percentage in 129 games for Triple-A Durham...led the International League in runs (92) and tied for the league lead in hits...ranked second in doubles, fourth in onbase percentage, fifth in average and fifth in total bases (238)...tied for eighth with 51 extra- base hits and ranked ninth in walks (63)...acquired by Chicago-NL on Nov. 15 in exchange for right-handed pitcher Alfredo Zarraga...

2021:

- Split the season between Double-A Montgomery (55 games) and Triple-A Durham (51 games)...hit a combined .296 (113x382) with 24 doubles, 5 triples, 5 home runs, 45 RBI and 8 stolen bases...his .384 OBP with Durham ranked fourth on the team and his .292 average was good for fifth-best...with Montgomery, his .822 slugging percentage was fourth-highest on the team and he ranked fifth in average (.299) and OBP (.374)...

2020:

- Did not play due to the cancellation of the minor league season (Covid-19)

2019:

- Played the majority of the season with Double-A Montgomery...recorded 114 hits in 381 at-bats (.299), including 10 doubles, 6 triples, 4 home runs and 15 stolen bases... Was named a Southern League Mid-Season and Postseason All-Star, as well as the Southern League Best Utility Player...named to the Rays Organizational All-Star Team by MLB.com..

2018:

- Between Single-A Charlotte and Double-A Montgomery, played 71 games in the outfield - the first time in his career playing the outfield - 23 games at second base, and nine games at third...had a 14-game hitting streak with Charlotte from July 3-18...he had a .518 OBP and .553 slugging percentage during the run.

2017:

- Played all of the campaign with Single-A Bowling Green, tallying 100 hits in 379 at-bats (.264/.346/.348) with 17 doubles, 3 triples, 3 home runs and 18 stolen bases in 104 games...selected as a Midwest League Mid-Season All-Star.

2016:

- Made his professional debut with Single-A Hudson Valley...played in 61 games and hit .267 (59x221) with 11 doubles, 3 triples, 21 RBI, 25 walks and a .343 OBP.



JACOB NOTTINGHAM



HEIGHT: 6'2"
WEIGHT: 220
BORN: APRIL 3, 1995, IN REDLANDS, CA
AGE: 29
BATS: RIGHT
THROWS: RIGHT
ACQUIRED: SIGNED A MINOR LEAGUE CONTRACT WITH SEATTLE ON DEC. 10, 2024



CAREER STATS

C

NOTTINGHAM CAREER NOTES & INFORMATION

CAREER & PERSONAL

- Originally drafted by Houston in the sixth round of the 2013 MLB First-Year Player Draft out of Redlands HS in Redlands, CA.
- Was offered a baseball and football scholarship to the University of Arizona, but committed to the University of Oklahoma prior to being drafted by Houston.
- Supporter of the ALS Foundation to fight ALS
- Entering his third stint in the Mariners organization

SINGLE-GAME CAREER HIGHS

Most Runs Scored: 3 (6x, Last-4/30/23)
Most Hits: 4 (5x, Last-6/1/23)
Most Doubles: 3 (2x, Last-7/5/15)
Most Triples: 1 (10x, Last-4/17/22)
Most Home Runs: 2 (4x, Last-4/19/23)
Most Runs Batted In: 6 (6/18/19)
Most Stolen Bases: 1 (46x, Last-5/31/23)

2025:

- Non-roster invitee to Seattle Mariners Major League Spring Training...zero minor league options remaining

2024:

- Played in 44 games in the Mexican League with Jalisco and Tabasco...hit .168 with five home runs in 44 games

2023:

- Spent big league camp with the Mariners...spent time in 3 organizations (Seattle/San Francisco/Washington) all at the Triple-A level...hit .218 across Triple-A Tacoma, Sacramento and Rochester...was traded from Seattle to San Francisco on May 24, released by San Francisco on June 28 and signed by Washington to a minor league contract on July 3...was released by Washington on August 11

2022:

- Spent duration of season at Triple-A Norfolk...89 GP was most since 92 in 2019...equaled career-high with 37 BB...career-high 12 SB...Season-high 3 H and 4 RBI on 5/21 at Charlotte...HR (2-R), double, on base 5x with 2 BB; finished monster series at Charlotte after homering and driving in 2 runs consecutive nights May 18-19 (3 HR in 4 G)...HR in consecutive GP again on 5/27 and 5/29 vs. Gwinnett in a pair of wins...RBI in 4 straight GP July 15-23 around break (2 HR)...First winter ball experience in Dominican Republic with Licey...6 GP, 5-for-17 (.294), 2 BB, RBI

2021:

- Began season on Milwaukee's 10-day IL in whirlwind transaction year...designated for assignment on 4/22...claimed off waivers by Seattle on 4/28...designated for assignment by Seattle on 5/1...traded by Seattle to Milwaukee (cash considerations) on 5/2...designated for assignment by Milwaukee on 5/13...claimed by Seattle off waivers on 5/20...designated for assignment by Seattle on 6/8 and sent outright to Tacoma on 6/12...1 GP for Tacoma (6/15 vs. Sacramento) before ending season on Injured List (released on 9/21); only MiLB GP of season...15 MLB GP between Brewers and Mariners amidst constant waivers limbo...totaled 6 H (3 HR), 6 RBI, 2 BB in 45 PA...2-HR game for third time of career and first time as Major Leaguer in season debut on 5/2 for Milwaukee vs. Los Angeles-NL...3rd inning solo shot (Julio Urias) and 2-run in 8th (Mike Kickham)...Played 1B in Mariners debut on 5/21 at San Diego...first M's hit on 5/23 at San Diego (single off Yu Darvish)...HR in first GP for Seattle at T-Mobile Park on 5/27 vs. Texas, 3rd inning solo shot off Koby Allard in a 5-0 win (HR off Allard in 2017 at Double-A)...was at 1B, DH and PH only for Seattle...Signed with Baltimore Orioles as minor league free agent on 12/1

2020:

- Career-high 20 MLB GP for Milwaukee during pandemic-shortened Major League season...recalled from Alternate Training Site on 7/29 (DNP)...optioned to ATS on 8/3...recalled from ATS on 8/28 for remainder of season...2-R HR in season debut on 8/28 vs. Pittsburgh (4th inning, 2 out, Derek Holland) in a 9-1 Brewers win...4 of 9 hits were HR...added 2-R on 9/9 at Detroit, 2-R on 9/16 vs. St. Louis and first career MLB grand slam on 9/18 vs. Kansas City in a trio of Milwaukee wins; slam with 2 out in 4th inning off Danny Duffy...Base hit in 3 consecutive GP 2x...September 4-9 and 16-19

2019:

- Spent the Majority of the season with Triple-A San Antonio...tied his career-high with 21 doubles... came off the bench for nine games in the Major Leagues with Milwaukee, collected two hits in six at-bats, including his first Major League home run on May 17 in the eighth inning at Atlanta, a two-run home run against Josh Tomlin

2018:

- Came off the bench to make his Major League debut on April 16 with Milwaukee against Cincinnati, with his first Major League start coming the following day on April 17...had three separate stints with the Milwaukee (April 16-24, July 8-20 and Sept. 1-end), appeared in 9 games...first Major League hit came July 9 at Miami, a single in the fifth inning...picked up first Major League extra-base (double) hit in the seventh inning...played 50 games with Triple-A Colorado Springs, hitting .281 with 10 doubles, two triples and 10 home runs.

2017:

- Spent the entire season at Double-A Biloxi, hitting .209 with a career-high 21 doubles, career-high two triples, five home runs and 40 RBI...also drew career-high 37 walks...named the Brewers Minor League Player of the Month for June...added to Milwaukee's 40-man roster on Nov. 20

2016:

- Traded by Oakland to Milwaukee, along with RHP Bubba Derby, in exchange for OF Khris Davis on Feb. 12...spent season at Double-A Biloxi and played 19 games in the Arizona Fall League and garnered AFL All-Prospect Team honors with the Salt River Rafters

2015:

- Batted .316 with 17 HR and 82 RBI in 119 games between Class-A and High-A levels...named to the Midwest League's Mid-Season and Post-Season All-Star teams... traded by Houston to Oakland, along with RHP Daniel Mengden, in exchange for LHP Scott Kazmir on July 23...named MiLB.com Fans' Choice for Breakout Prospect...named Baseball America Low Class-A All Star

2013-14:

- Spent his first two professional seasons with the Astro's rookie-level affiliates in the Gulf Coast League and Greenville



SPENCER PACKARD



HEIGHT: 5'10"
WEIGHT: 210
BORN: OCT. 12, 1997, IN TUCSON, AZ
AGE: 27
BATS: LEFT
THROWS: RIGHT
ACQUIRED: DRAFTED BY SEATTLE IN THE 9TH
 ROUND OF THE 2021 DRAFT



CAREER STATS

OF

PACKARD CAREER NOTES & INFORMATION

CAREER & PERSONAL

- Graduated from Canyon del Oro High School (AZ) in 2017
- Spent one season at Arizona Western College before transferring to Campbell College (NC) from 2019-21
- Hit .324 (146-for-450) in 125 collegiate games over three seasons
- Drafted by Seattle in the 9th round of the 2021 MLB First-Year Player draft, signed by scout Tyler Holub

SINGLE-GAME CAREER HIGHS

Most Runs Scored: 3 (3x, Last-8/10/23)
Most Hits: 4 (2x, Last-8/9/23)
Most Doubles: 2 (5x, Last-8/8/23)
Most Triples: 1 (4x, Last-8/17/23)
Most Home Runs: 1 (29x, Last-9/2/23)
Most Runs Batted In: 4 (3x, Last-7/30/23)
Most Stolen Bases: 1 (7x, Last-5/11/23)

2025

- Non-roster invitee to Seattle Mariners Major League Spring Training...Rule-5 Draft Eligible...participated in the 2025 Spring Breakout for Seattle

2024:

- Non-roster invitee to Seattle Mariners Major League Spring Training...Split the season between Double-A Arkansas and Triple-A Tacoma...played 50 games with Arkansas before receiving a promotion to Triple-A...hit .285 with Arkansas, with five doubles, five home runs, driving in 29 runs...drew 34 walks to 38 strikeouts...in 40 games with Tacoma, hit .279 with 15 doubles and two home runs, driving in 28 runs

2023:

- Spent the season in Double-A Arkansas, setting career-highs in games (121), doubles (27), home runs (14), RBI (82), and batting average (.292)...named Texas League Player of the Week (Aug. 13)...Had a 20-game hitting streak on July 28-Aug. 19, batting .449 (40-for-89) with 9 doubles, 2 triples, 4 home runs and 23 RBI

2022:

- Played in four games with the ACL Mariners and 69 games with Advanced-A Everett...combined to hit .288 (77-for-267)...Named Northwest League Post-Season All-Star and Northwest League Player of the Month in Sept...played for Peoria in the Arizona Fall League

2021:

- Played in 31 total games between the ACL Mariners (2G) and Single-A Modesto (29G) in his first professional season

KADEN POLCOVICH



HEIGHT: 5'8"
WEIGHT: 185
BORN: FEB. 21, 1999, IN EDMOND, OK
AGE: 26
BATS: SWITCH
THROWS: RIGHT
ACQUIRED: DRAFTED BY SEATTLE IN THE 3RD ROUND (78TH OVERALL) OF 2020 DRAFT



CAREER STATS

OF

POLCOVICH CAREER NOTES & INFORMATION

CAREER & PERSONAL

- Graduated from Deer Creek (OK) High School
- Spent 2 seasons (2018- 19) at Northwest Florida State College, before transferring to Oklahoma State University for the 2020 season
- Father, Kevin Polcovich, played two Major League seasons with the Pittsburgh Pirates...mother, Lisa, played college volleyball for the Florida Gators...sister, Teagan, played for Missouri State

SINGLE-GAME CAREER HIGHS

- Most Runs Scored:** 3 (8x, Last-5/24/24)
Most Hits: 4 (2x, Last-7/13/22)
Most Doubles: 2 (2x, Last-7/13/22)
Most Triples: 2 (7/7/21)
Most Home Runs: 2 (3X, Last-8/19/22)
Most Runs Batted In: 5 (7/3/21)
Most Stolen Bases: 2 (4x, Last-7/30/22)

2025:

- Rule 5 Draft eligible

2024:

- Played 81 games for the Arkansas Travelers...batting .228 (55x241) with 31 runs scored, 12 doubles, 3 triples, 3 homers, 30 RBI, 33 walks, and 17 stolen bases

2023:

- Spent the season with Double-A Arkansas...appeared in 40 games...hit .176 (23x131) with 5 doubles, 2 triples, 3 home runs, 16 RBI, 26 walks, and 6 stolen bases

2022:

- Spent the entire season with Double-A Arkansas, batting .242 (109x451) with 70 runs scored, 21 doubles, 4 triples, 12 home runs, 60 RBI, 59 walks and 18 stolen bases in 118 games...named Texas League Player of the Week for Aug. 15-21

2021:

- Split season between High-A Everett and Double-A Arkansas...hit .219 across both levels (75x342) with 68 runs scored, 16 doubles, 4 triples, 12 homers, 61 RBI, 63 walks and 20 stolen bases in 94 total games that season

NICK RAPOSO

**HEIGHT:** 5'9"**WEIGHT:** 210**BORN:** JUNE 3, 1998, IN PROVIDENCE, RI**AGE:** 26**BATS:** RIGHT**THROWS:** RIGHT**ACQUIRED:** CLAIMED OFF WAIVERS FROM THE
TORONTO BLUE JAYS ON DEC. 19, 2024

CAREER STATS

C

RAPOSO CAREER NOTES & INFORMATION

CAREER & PERSONAL

- Signed with St. Louis as an undrafted free agent on June 15, 2020
- Contract selected by St. Louis on June 22, 2024, but did not see game action in the Major Leagues
- Played four years at Division III Wheaton University (MA), where he hit .368 in 129 games and drove in 117 runs
- Hit .434 as a sophomore at Wheaton, earning D3baseball.com All-New England, All Region and All-American Second-Team honors

SINGLE-GAME CAREER HIGHS

Most Runs Scored: 4 (8/26/23)**Most Hits:** 4 (7/29/22)**Most Doubles:** 2 (4x, Last-5/4/24)**Most Triples:** 1 (3x, Last-4/16/23)**Most Home Runs:** 2 (7/23/22)**Most Runs Batted In:** 5 (2x, Last-7/23/22)**Most Stolen Bases:** 1 (2x, Last-8/30/22)

2025:

- Non-roster invitee to Seattle Mariners Major League Spring Training...two minor league options remaining...designated for assignment by Seattle on January 14 and sent outright to Tacoma on January 17.

2024:

- Played a career-high 78 games between Triple-A Memphis and Triple-A Buffalo...hit .206 with eight home runs and 33 RBI...threw out 14 of 76 would-be base stealers...was selected by the Cardinals and added to the Major League roster on June 22 but was optioned on June 24 without appearing in a game...was designated for assignment by the Cardinals on July 29 and claimed off waivers by Toronto on Aug. 1.

2023:

- Saw action in 40 games, split between Double-A Springfield and Triple-A Memphis...hit .260 (13x50) with three doubles, one triple and one home run in 13 games before receiving a promotion to Triple-A Memphis on May 9...played in 27 Triple-A games to finish the season, hitting .232 with four doubles and three home runs.

2022:

- Returned to Double-A Springfield, playing in 59 games...hit for a career-high .270 average, hit a career-high 18 doubles, clubbed seven home runs and drove in a career-high 34 runs.

2021:

- Made professional debut with Double-A Springfield after signing as an undrafted free agent...has never played below Double-A...played 42 games, batting .267 with four doubles, a career-high two triples and one home run.

LEO RIVAS



HEIGHT: 5'6"
WEIGHT: 184
BORN: OCT. 10, 1997, IN MARACAY, VENEZUELA
AGE: 27
BATS: SWITCH
THROWS: RIGHT
ACQUIRED: SIGNED A MINOR LEAGUE CONTRACT WITH SEATTLE ON JAN. 30, 2023



INF

RIVAS CAREER NOTES & INFORMATION

CAREER & PERSONAL

- Signed first professional contract with Los Angeles-AL as an international free agent on July 11, 2014
- Third straight season as a non-roster invitee to Major League Spring Training (Cincinnati in 2022, Seattle 2023-24)

SINGLE-GAME CAREER HIGHS

Most Runs Scored: 4 (2x, Last-6/26/24)
Most Hits: 5 (9/7/21)
Most Doubles: 2 (3x, Last-4/8/23)
Most Triples: 1 (34x, Last-7/13/24)
Most Home Runs: 1 (31x, Last-4/14/24)
Most Runs Batted In: 5 (3x, Last-9/6/23)
Most Stolen Bases: 4 (7/21/17)

2025:

- Member of Seattle's 40-man roster...two minor league options remaining

2024:

- Non-roster invitee to Seattle Mariners Major League Spring Training...called up to the Major Leagues for the first time in his career on April 25 and made his MLB debut on April 28... hit a triple for his first major league hit in his first plate appearance, becoming fourth player to triple in their first career plate appearance for the Mariners...overall with Seattle, hit .233 with one double, one triple and eight RBI across 43 games...played in 63 games with Tacoma, hitting .296 with 12 doubles, four home runs, 32 RBI and 24 stolen bases...worked a 30-game on-base streak from from June 14-July 21, drawing 32 walks and collecting 34 hits with a 1.219 OPS in that span

2023:

- Signed a minor league contract with Seattle on Jan. 30, assigned to Double-A Arkansas on April 3 and placed on the injured list that day...Activated from the IL on June 17...hit .255 (84-for-329) in 106 games, drawing 86 walks compared to 89 strikeouts

2022:

- Played for Triple-A Louisville (39G) and Chattanooga (56G), batting .222 (71-for-311) overall...elected free agency on Nov. 10

2021:

- Spent the season in Double-A Chattanooga in the Reds organization, hit .274 (52-for-190) in 60 games... Placed on the injured list twice, on June 27 and July 28

2020:

- Did not play due to cancellation of the minor league season (Covid-19)...traded to Cincinnati on Dec. 10 for cash considerations

2019:

- Split the season between High-A Inland Empire and AZL Angels batting .227 (71-for-313) in 80 games

2018:

- Split the season between Class-A Burlington and AZL Angels batting .234 (108-for-462) in a career-high 121 games

2017:

- Spent the year with Single-A Burlington and Rookie Orem batting .286 (65-for-227) with 11 doubles, four triples and two home runs...Had a 10-game hitting streak twice in the season...named Pioneer League Mid-Season All-Star

2016:

- Split the year between the DSL Angels (33G) and the AZL Angels (26G)...hit .290 (55-for-190) overall

2015:

- Made his professional debut with the DSL Angels, batting 258 (55-for-213) in 65 games

AUSTIN SHENTON



HEIGHT: 6'0"
WEIGHT: 205
BORN: JAN. 22, 1998, IN SPOKANE, WA
AGE: 27
BATS: LEFT
THROWS: RIGHT
ACQUIRED: IN A TRADE WITH TAMPA BAY ON
NOV. 19, 2024



CAREER STATS

INF

SHENTON CAREER NOTES & INFORMATION

CAREER & PERSONAL

- Drafted by the Seattle Mariners in the fifth round of the 2019 First-Year Player Draft out of Florida International University
- Originally drafted by Cleveland in the 34th round in 2016, but did not sign
- Grew up in Bellingham, WA as a Mariners fan
- Big supporter of the Max Higbee Center in Bellingham, WA, which supports teens and adults with developmental disabilities. His brother, Ian, is a long-time member of the Center

SINGLE-GAME CAREER HIGHS

Most Runs Scored: 4 (8/17/23)
Most Hits: 4 (6x, Last-7/24/24)
Most Doubles: 3 (2x, Last-7/27/23)
Most Triples: 1 (7x, Last-5/23/24)
Most Home Runs: 2 (7x, Last-8/28/24)
Most Runs Batted In: 6 (7/6/24)
Most Stolen Bases: 1 (6/11/21)

2025:

- Member of Seattle's 40-man roster...two minor league options remaining

2024:

- Made Tampa Bay's Opening Day roster, the first of his career...made Major League debut on March 31 against Toronto...played in 19 games with the Rays, batting .214 (9x42) with five doubles, one home run and three RBI...spent most of the season with Triple-A Durham, where he hit .258 with 12 doubles, one triple, 20 home runs and 65 RBI over 83 games...acquired by Seattle via trade for cash considerations on Nov 19, 2024.

2023:

- Split the season between Double-A Montgomery and Triple-A Durham...played 73 games with Montgomery and 61 with Durham, hitting a combined .304 with a career-high 29 home runs, driving in a career-high 99 runs and drew a career-high 99 walks...named the Southern League Player of the Month for June.

2022:

- Held to 52 games with Double-A Montgomery due to a hip injury that placed him on the 7-Day IL on June 28, ending his season...hit .236 with eight home runs and 29 RBI.

2021:

- Opened the season with High-A Everett, hitting .295 with 11 home runs and 53 RBI in 57 games before earning a promotion to Double-A Arkansas, where he hit .326 (14x43) before being traded to Tampa Bay along with RHP JT Chargois in exchange for RHP Diego Castillo...in 13 games with Double-A Montgomery he hit .271 (13x48) with three doubles and two home runs.

2020:

- Did not play due to the cancellation of the minor league season (COVID-19)

2019:

- Made his professional debut with Short-A Everett, batting .367 with two home runs and 16 RBI over 21 games...finished the season with Class-A West Virginia, hitting .252 with seven doubles, one triple, five home runs and 20 RBI in 32 games.

SAMAD TAYLOR



HEIGHT: 5'8"
WEIGHT: 160
BORN: JULY 11, 1998, IN CORONA, CA
AGE: 26
BATS: RIGHT
THROWS: RIGHT
ACQUIRED: TRADED FROM KANSAS CITY ON
JAN. 30, 2024



CAREER STATS

INF

TAYLOR CAREER NOTES & INFORMATION

CAREER & PERSONAL

- Made Major League debut with Kansas City on June 17, 2023
- Acquired in a trade from the Kansas City Royals for a player to be named later or cash considerations on Jan. 30, 2024
- Graduated from Corona Senior High School (CA)
- Drafted by Cleveland in the 10th round of the 2016 MLB First-Year Player Draft

SINGLE-GAME CAREER HIGHS

Most Runs Scored: 4 (6/8/21)
Most Hits: 4 (4x, Last-6/15/22)
Most Doubles: 2 (5x, Last-9/12/23)
Most Triples: 1 (23x, Last-9/15/24)
Most Home Runs: 2 (5x, Last-8/31/24)
Most Runs Batted In: 5 (3x, Last-4/14/24)
Most Stolen Bases: 4 (3x, Last-7/5/23)

2025:

- Designated for assignment by Seattle on January 15 and sent outright to Tacoma on January 21...non-roster invitee to Seattle Mariners Major League Spring Training...one minor league option remaining

2024:

- Spent the majority of the season with Tacoma, playing in 136 games...tied with fellow Rainier Ryan Bliss for the PCL lead with 50 stolen bases...also ranked second in the league with 93 runs scored, finished eighth with 133 hits...batted .262 with 19 doubles, four triples and 11 home runs, driving in 75 runs.

2023:

- In 89 games with Triple-A Omaha, hit .301 (101-for-335) with 65 runs scored, 23 doubles, 55 RBI, 43 stolen bases and 66 walks...Made his MLB debut on June 17 with Kansas City against Los Angeles-AL...went 1-for-3 with two walks...Hit .200 (12-for-60) with 11 runs scored, two doubles, one triple, four RBI, eight stolen bases and seven walks in 31 games with Kansas City...Appeared at four different defensive positions with Kansas City: left field (15G), second base (12G), third base (2G) and center field (1G)

2022:

- Began the season with Triple-A Buffalo and hit .258 (63-for-244) in 70 games...Traded to Kansas City with Max Castillo for Whit Merrifield...did not play the rest of the season due to a left oblique strain

2021:

- Spent the season with Double-A New Hampshire...named an *MLB.com* Organization All-Star for Toronto...Played five different positions, making 27 starts between CF and LF, 34 at 2B, 11 at 3B and five at SS

2020:

- Did not play due to cancellation of the minor league season (Covid-19)...played in 25 games for Canberra Cavalry in ABL

2019:

- Spent the entire season with Advanced-A Dunedin, hitting .216 (69-for-319) in 108 games...29 doubles and 26 stolen bags

2018:

- Finished third in the Midwest League with 44 stolen bases in 121 games with Single-A Lansing

2017:

- Hit .294 (60-for-204) in 52 combined games between Rookie League Bluefield and Short-Season Vancouver & Mahoning Valley...acquired by Toronto on July 31 along with LHP Thomas Pannone for RHP Joe Smith

2016:

- After being drafted by Cleveland out of high school, began his professional career at 17 years old with the AZL Indians...Hit .293 (34-for-116) with eight extra-base hits, 14 RBI and 11 walks in 32 games

TROY TAYLOR



HEIGHT: 6'0"
WEIGHT: 200
BORN: SEPT 9, 2001, IN FONTANA, CA
AGE: 23
BATS: RIGHT
THROWS: RIGHT
ACQUIRED: DRAFTED BY SEATTLE IN 12TH
ROUND 2022 DRAFT



CAREER STATS

RHP

TAYLOR CAREER NOTES & INFORMATION

CAREER & PERSONAL <ul style="list-style-type: none">• Made his Major League debut on August 11, 2024• Originally drafted by Seattle in the 20th round of the 2021 MLB First-Year Player Draft out of Cypress College, but did not sign• Pitched collegiately at Long Beach State, Cypress College and University of California-Irvine, pitching in 35 games, going 5-4 with a 4.21 ERA	SINGLE-GAME CAREER HIGHS <ul style="list-style-type: none">Most Innings Pitched: 2.0 (8x, Last-7/30/24)Most Hits Allowed: 3 (4x, Last-9/29/24)Most Runs Allowed: 4 (2x, Last-5/6/23)Most Earned Runs Allowed: 4 (4/15/23)Most Walks Allowed: 3 (2x, Last-9/21/24)Most Strikeouts: 3 (11x, Last-9/18/24)Most Home Runs Allowed: 1 (5x, Last-9/23/24)
---	---

2025:

- Member of Seattle's 40-man roster...three minor league options remaining

2024:

- Pitched in 21 games with the Seattle Mariners, went 0-0 with a 3.72 ERA (8 ER, 19.1 IP), recorded one save, walked seven and struck out 25...made his MLB debut on August 11 vs. New York-NL, tossing a scoreless ninth inning with one walk and two strikeouts...allowed one earned run in his first 11 Big League appearances, spanning 10.1 innings...began the season with High-A Everett, logged five saves in 11 outings and allowed two earned runs in 12.0 innings...ranked third in all of minor league baseball with 21 saves...was named the Mariners Minor League Pitcher of the Month for May for throwing 10.1 innings of one-run baseball over 10 appearances....Was named a Texas League Post-Season All-Star after going 3-3 with a 1.17 ERA and 16 saves in 29 appearances for Double-A Arkansas

2023:

- Made professional debut with Class-A Modesto...split season between Modesto and High-A Everett... named Arizona Fall League Rising Star after making nine appearances with a 1.74 ERA (2 ER, 10.1 IP) for Peoria in the AFL.

2022:

- Did not pitch after being selected in the 12th round out of UC Irvine

RHYLAN THOMAS



HEIGHT: 5'10"
WEIGHT: 170
BORN: APRIL 15, 2000, IN VENTURA, CA
AGE: 24
BATS: LEFT
THROWS: LEFT
ACQUIRED: IN A TRADE WITH NEW YORK (NL)
ON JULY 26, 2024



OF

THOMAS CAREER NOTES & INFORMATION

CAREER & PERSONAL	SINGLE-GAME CAREER HIGHS
<ul style="list-style-type: none">Originally drafted by the New York Mets in the 11th round of the 2022 MLB First-Year Player Draft out of the University of Southern CaliforniaEarned Pac-12 All-Defensive Team and All-Pac-12 Honorable Mention in 2022 as a juniorTraded from the New York Mets to Seattle on July 26, 2024 in exchange for RHP Ryne Stanek	<p>Most Runs Scored: 3 (5x, Last-9/19/24) Most Hits: 4 (2x, Last-7/25/23) Most Doubles: 3 (6/15/23) Most Triples: 1 (2x, Last-6/23/23) Most Home Runs: 2 (6/16/24) Most Runs Batted In: 4 (6/16/24) Most Stolen Bases: 1 (30x, Last-9/22/24)</p>

2025:

- A non-roster invitee to Seattle Mariners Major League Spring Training

2024:

- Began season with Double-A Binghamton before being promoted to Triple-A Syracuse...was traded to Seattle on July 26 in exchange for RHP Ryne Stanek and reported to Triple-A Tacoma...after joining the Mariners organization, hit .322 (57x177) with 6 doubles, 1 home run, 18 RBI and 10 stolen bases with a .738 OPS...was ranked the Mets' #30 prospect by MLB Pipeline at the time of the trade

2023:

- Split season between Class-A St. Lucie, High-A Brooklyn and Double-A Binghamton, combining to hit .328 (98x299) with 16 doubles, 3 home runs, 27 RBI and a .832 OPS.

2022:

- Played 16 games with the ACL Mets and Class-A St. Lucie in his first professional season after being selected in the 11th round of the MLB First-Year Player Draft

BEN WILLIAMSON



HEIGHT: 6'1"
WEIGHT: 210
BORN: NOV. 5, 2000, IN FAIRFAX, VA
AGE: 24
BATS: RIGHT
THROWS: RIGHT
ACQUIRED: DRAFTED BY SEATTLE IN THE 2ND
ROUND (57TH OVERALL) OF 2023 DRAFT



CAREER STATS

INF

WILLIAMSON CAREER NOTES & INFORMATION

CAREER & PERSONAL

- Named the Colonial Athletic Association Player of the Year in 2023 and was a three-time First Team All-CAA pick at the college of William and Mary
- Mother, Regena Williamson, was a four-year gymnast at James Madison University
- Full name is Benjamin Andrew Williamson

SINGLE-GAME CAREER HIGHS

Most Runs Scored: 3 (2x, Last-9/14/24)
Most Hits: 3 (8x, Last-9/1/24)
Most Doubles: 3 (4/13/24)
Most Triples: 1 (5x, Last-8/25/24)
Most Home Runs: 1 (4x, Last-8/31/24)
Most Runs Batted In: 4 (4/23/24)
Most Stolen Bases: 2 (6/15/24)

2025:

- Non-roster invitee to Seattle Mariners Major League Spring Training...entered the season ranked as the Mariners #13 prospect by MLB Pipeline...selected to represent Seattle at the 2025 Spring Breakout

2024:

- Split season between High-A Everett and Double-A Arkansas, combining to hit .283 with 34 doubles, 4 home runs, 19 stolen bases and a .769 OPS in 124 games...promoted to Arkansas on May 15.

2023:

- Played in 12 games in his first professional season...hit .268 (11x41), with 2 doubles, 2 triples and 6 RBI



HOGAN WINDISH



HEIGHT: 5'11"
WEIGHT: 222
BORN: MAY 10, 1999, IN PINEHURST, NC
AGE: 25
BATS: RIGHT
THROWS: RIGHT
ACQUIRED: DRAFTED BY SEATTLE IN THE 7TH ROUND (216 OVERALL) OF THE 2022 MLB DRAFT



CAREER STATS

INF

WINDISH CAREER NOTES & INFORMATION

CAREER & PERSONAL

- Played 4 seasons at UNC Greensboro (NC), where he was named to the 2022 Second Team All-America (NCBWA)
- Named TEX Player of the Week (6/30/24)...Named NWL Player of the Week (8/27/23)...Named NWL Player of the Month (8/23)... Earned NWL Post-Season All-Star (2023)

SINGLE-GAME CAREER HIGHS

Most Runs Scored: 4 (6/25/24)
Most Hits: 4 (3x, Last-6/25/24)
Most Doubles: 2 (3x, Last-4/30/24)
Most Triples: 1 (6x, Last-8/24/24)
Most Home Runs: 4 (6/25/24)
Most Runs Batted In: 9 (6/25/24)
Most Stolen Bases: 3 (8/19/22)

2025:

- Three minor league options remaining

2024:

- Played a career high 124 games with Double-A Arkansas...hit .218 (95x436) with 25 doubles, one triple, and 15 homers...stole 19 bases...named Texas League Player of the Week on June 30, highlighted by a 4-HR, 9-RBI performance on June 25

2023:

- Spent entire season at High-A Everett, batting .270 (104x385) with 64 runs, 17 doubles, 4 triples, 22 home runs, 84 RBI and 10 stolen bases with a .878 OPS in 105 games...named Mariners Minor League Player of the Month for August

2022:

- Made professional debut, playing 33 games between the ACL Mariners and Class-A Modesto, batting .333 (43x129) with 13 doubles, 35 RBI and a .929 OPS

COLE YOUNG



HEIGHT: 5'10"
WEIGHT: 180
BORN: JULY 29, 2003, IN PITTSBURGH, PA
AGE: 21
BATS: LEFT
THROWS: RIGHT
ACQUIRED: DRAFTED BY SEATTLE IN THE 1ST
ROUND (21ST OVERALL) IN THE 2022 DRAFT



CAREER STATS

INF

YOUNG CAREER NOTES & INFORMATION

CAREER & PERSONAL

- Played in the 2021 High School All-American Game, held at Coors Field
- Was committed to play collegiate baseball at Duke University prior to getting drafted by Seattle
- Won Major League Baseball's national Pitch, Hit & Run competition (9 and 10-year old Division) at Target Field in Minneapolis, MN in 2014.

SINGLE-GAME CAREER HIGHS

Most Runs Scored: 4 (5/18/24)
Most Hits: 4 (6x, Last-9/10/24)
Most Doubles: 2 (2x, Last-5/25/23)
Most Triples: 1 (12x, Last-8/14/24)
Most Home Runs: 1, (22x, Last-9/1/24)
Most Runs Batted In: 4 (5/3/24)
Most Stolen Bases: 3 (5/3/23)

2025:

- Non-roster invitee to Seattle Mariners Major League Spring Training...entered the season ranked as Seattle's #3 prospect by MLB Pipeline

2024:

- Appeared in 124 games for Double-A Arkansas batting .271 (127x469) with a .759 OPS... was 1 of 2 Mariners representatives at the All-Star Futures Game at Globe Life Field in Arlington, Texas (also: Harry Ford)...scored the series-winning run in the deciding game 3 of the Texas League championship series...appeared in 1 game with Peoria in the Arizona Fall League...named Texas League Player of the Week for September 1.

2023:

- Split season between Class-A Modesto and High-A Everett...batted .267 (81x303) with 60 runs, 20 doubles, 7 triples, 5 home runs, 39 RBI and 17 stolen bases with a .825 OPS in 78 games at Modesto, walking 54 times and only striking out 52 times...promoted to Everett on July 14 and hit .292 (56x192) with a .884 OPS in 48 games for the AquaSox...won Alvin Davis "Mr. Mariner" Award, given annually to the minor league player with exemplary play and leadership skills both on and off the field....was also named an MiLB.com Organizational All-Star and California League Post-Season All-Star.

2022:

- Made professional debut, playing in 17 games between the ACL Mariners and Class-A Modesto, batting a combined .367 (22x60) with 1 double, 1 triple, 2 home runs, 14 RBI, 4 stolen bases and a .939 OPS

FRONT
OFFICE

CHENEY
STADIUM

COACHING
STAFF

2025
RAINIERS

2024 SEASON
REVIEW

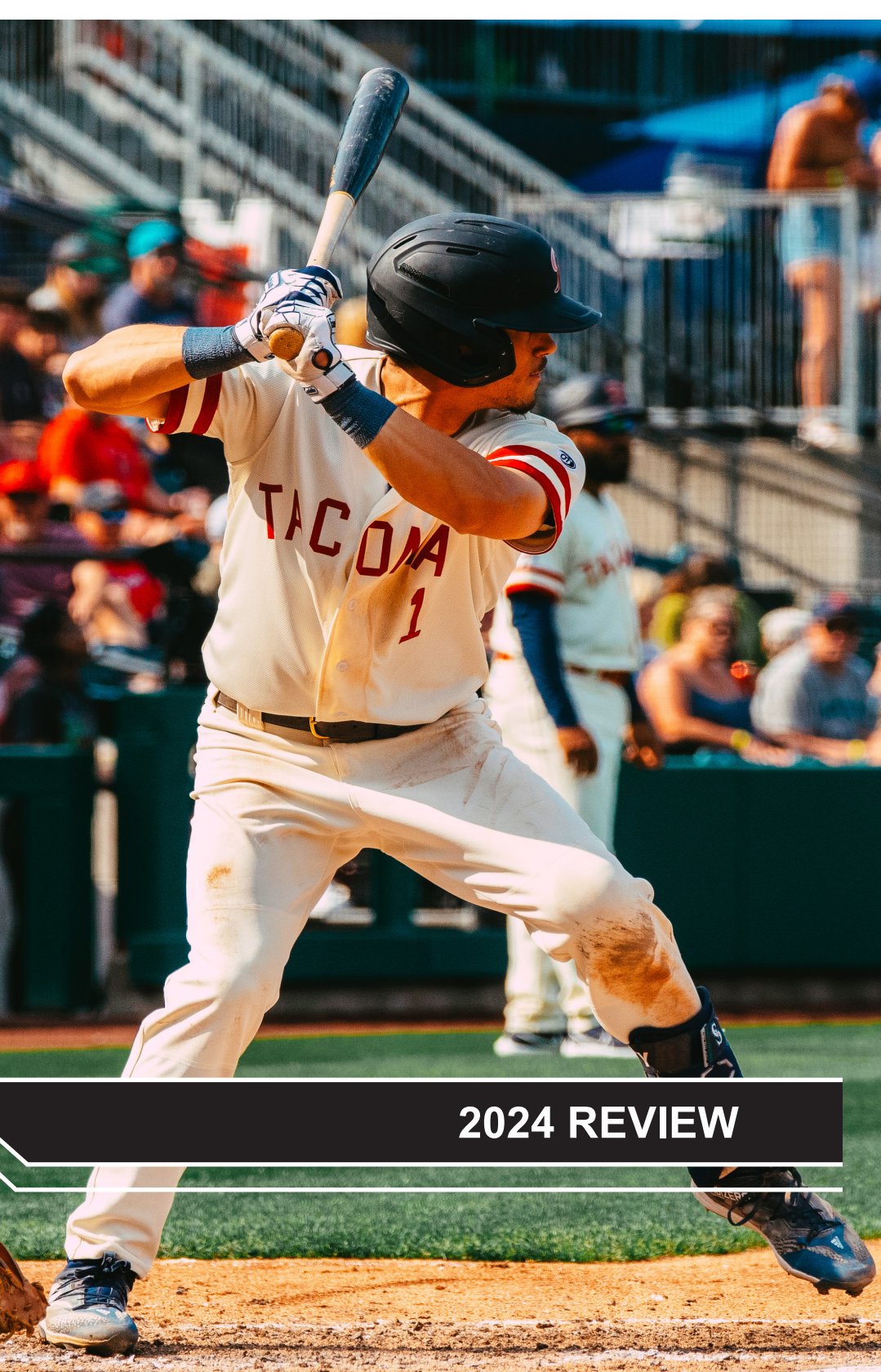
OPPONENTS

HISTORY &
RECORDS

MEDIA &
MISC.

NOTES





2024 REVIEW

2024 PACIFIC COAST LEAGUE STANDINGS

WESTERN DIVISION					EASTERN DIVISION				
	W	L	PCT	GB		W	L	PCT	GB
Tacoma Rainiers	82	68	.547	--	Sugar Land Space Cowboys	93	56	.624	--
Sacramento River Cats	80	70	.533	2.0	Oklahoma City Dodgers	79	71	.527	14.5
Reno Aces	79	70	.530	2.5	Round Rock Express	71	77	.480	21.5
Las Vegas Aviators	74	75	.497	7.5	El Paso Chihuahuas	64	86	.427	29.5
Salt Lake Bees	67	82	.450	14.5	Albuquerque Isotopes	58	92	.387	35.5

2024 PACIFIC COAST LEAGUE CHAMPIONSHIP (Three-Game Playoff):

G1: Sugar Land Space Cowboys 14, Reno Aces 2 (9/24 at Sugar Land)

G2: Sugar Land Space Cowboys 5, Reno Aces 2 (9/25 at Sugar Land)

2024 INTERNATIONAL LEAGUE CHAMPIONSHIP (Three-Game Playoff):

G1: Columbus Clippers 3, Omaha Storm Chasers 2 (9/24 at Omaha)

G2: Omaha Storm Chasers 5, Columbus Clippers 4 (9/25 at Omaha)

G3: Omaha Storm Chasers 7, Columbus Clippers 3 (9/26 at Omaha)

2024 TRIPLE-A NATIONAL CHAMPIONSHIP (One-Game Playoff):

Sugar Land Space Cowboys 13, Omaha Storm Chasers 6 (9/28 at Las Vegas)

2024 PACIFIC COAST LEAGUE STATISTICS

2024 TEAM BATTING

Team	AVG	G	AB	R	H	TB	2B	3B	HR	RBI	BB	IBB	SO	SB	OBP	SLG	OPS
Reno Aces	.286	149	5201	910	1490	2468	310	37	198	871	589	11	1137	80	.364	.475	.839
Las Vegas Aviators	.279	149	5149	921	1438	2528	332	31	232	876	641	9	1298	111	.365	.491	.856
Albuquerque Isotopes	.273	150	5246	865	1431	2434	286	57	201	805	587	8	1431	186	.351	.464	.815
Tacoma Rainiers	.270	150	5022	909	1355	2182	257	30	170	847	718	9	1327	286	.366	.434	.800
Sacramento River Cats	.265	150	5092	837	1347	2170	255	29	170	783	689	7	1261	115	.357	.426	.783
El Paso Chihuahuas	.264	150	5056	829	1335	2199	294	51	156	782	619	9	1135	194	.349	.435	.784
Oklahoma City Comets	.263	150	5172	840	1361	2265	268	39	186	773	702	10	1393	145	.355	.438	.793
Round Rock Express	.260	148	4992	753	1298	2047	277	29	138	712	635	10	1303	129	.348	.410	.758
Salt Lake Bees	.259	149	5026	799	1303	2066	250	42	143	724	614	8	1425	171	.344	.411	.755
Sugar Land Space Cowboys	.259	149	5009	844	1296	2168	262	26	186	799	718	10	1339	194	.359	.433	.792

2024 TEAM PITCHING

Team	W	L	ERA	G	GS	SV	SVO	IP	H	R	ER	HR	BB	SO	WHIP	AVG	GIDP
Sugar Land Space Cowboys	93	56	4.42	149	149	50	68	1324.0	1231	725	650	146	684	1379	1.45	.246	120
Oklahoma City Comets	79	71	4.49	150	150	33	52	1325.1	1254	735	661	126	644	1374	1.43	.250	115
Sacramento River Cats	80	70	4.91	150	150	34	55	1326.0	1306	800	723	175	649	1430	1.47	.258	114
Round Rock Express	71	77	4.94	148	148	31	53	1298.1	1289	798	712	165	634	1340	1.48	.257	94
Tacoma Rainiers	82	68	5.08	150	150	28	62	1308.1	1368	813	739	188	566	1152	1.48	.268	131
Salt Lake Bees	67	82	5.20	149	149	22	40	1306.0	1432	840	755	196	517	1238	1.49	.278	101
Reno Aces	79	70	5.29	149	149	33	63	1314.1	1352	847	773	159	720	1347	1.58	.267	121
El Paso Chihuahuas	64	86	5.65	150	150	30	48	1312.2	1441	904	824	185	658	1274	1.60	.279	119
Las Vegas Aviators	74	75	5.97	149	149	28	58	1306.1	1366	949	867	211	753	1362	1.62	.269	108
Albuquerque Isotopes	58	92	6.59	150	150	22	58	1311.0	1615	1096	960	229	687	1153	1.76	.304	115

2024 TEAM FIELDING

Team	PCT	G	TC	PO	A	E	DP	PB	SB	CS	GIDP
El Paso Chihuahuas	.982	150	5404	3938	1370	96	132	15	132	39	120
Sacramento River Cats	.982	150	5390	3978	1314	98	136	14	119	54	115
Oklahoma City Comets	.981	150	5414	3976	1334	104	132	13	225	54	114
Round Rock Express	.980	148	5181	3895	1180	106	114	14	138	44	94
Las Vegas Aviators	.979	149	5293	3919	1264	110	126	9	181	51	131
Tacoma Rainiers	.979	150	5484	3925	1442	117	157	12	170	30	101
Reno Aces	.979	149	5381	3943	1323	115	148	11	156	52	121
Sugar Land Space Cowboys	.979	149	5307	3972	1221	114	135	12	193	42	119
Salt Lake Bees	.976	149	5336	3918	1290	128	126	16	143	45	108
Albuquerque Isotopes	.973	150	5436	3933	1358	145	149	17	154	46	115

2024 PACIFIC COAST LEAGUE AWARD WINNERS

Most Valuable Player	Adrian Del Castillo, Reno Aces (AZ)
Pitcher of The Year	Jack Leiter, Round Rock Express (TEX)
Top MLB Prospect	Deyvison De Los Santos, Reno Aces (AZ)
Manager of The Year	Mickey Storey, Sugar Land Space Cowboys (HOU)

FRONT
OFFICE

CHENEY
STADIUM

COACHING
STAFF

2025
RAINIERS

2024 SEASON
REVIEW

OPPONENTS

HISTORY &
RECORDS

MEDIA &
MISC.

2024 RAINIERS BATTING

PLAYER	AVG	G	AB	R	H	2B	3B	HR	RBI	BB	SO	SB	CS	OBP	SLG	OPS
Anderson, B	.270	42	148	22	40	7	0	6	28	20	39	0	0	.358	.439	.797
Bliss, R	.269	93	360	67	97	25	3	12	54	61	97	50	13	.377	.456	.833
Canzone, D	.287	29	115	19	33	5	0	7	22	12	24	2	0	.354	.513	.867
Chavis, M	.290	46	169	31	49	10	1	7	29	16	36	1	0	.366	.485	.851
Clase, J	.274	59	234	47	64	11	4	10	34	40	72	26	9	.373	.483	.856
Crawford, J	.182	4	11	1	2	0	0	0	0	2	4	0	0	.357	.182	.539
Ellis, D	.212	32	104	17	22	2	2	4	20	11	30	17	1	.291	.385	.676
Gilliam, I	.222	38	108	24	24	9	1	4	15	31	44	6	3	.396	.435	.831
Haggerty, S	.310	19	71	8	22	2	0	0	5	8	19	7	1	.388	.338	.726
Hunt, B	.293	24	75	15	22	4	1	4	20	6	10	0	0	.372	.533	.905
Kato, K	.356	16	59	16	21	6	1	0	13	8	15	6	1	.435	.492	.927
Locklear, T	.260	70	265	53	69	15	3	8	41	39	76	5	0	.371	.430	.801
Marlowe, C	.235	90	344	60	81	8	4	13	45	55	133	43	7	.341	.395	.736
Miller, A	.083	3	12	0	1	0	0	0	1	1	5	0	0	.154	.083	.237
Packard, S	.279	40	154	24	43	15	0	2	28	19	26	0	0	.358	.416	.774
Papierski, M	.242	83	277	42	67	18	0	6	46	49	67	1	0	.358	.372	.730
Pérez, M	.176	16	51	8	9	2	0	3	8	8	15	0	0	.300	.392	.692
Polanco, J	.333	4	15	6	5	1	0	3	6	4	4	0	0	.474	1.000	1.474
Rivas, L	.296	63	203	50	60	12	1	4	32	55	51	24	6	.441	.424	.865
Scheffler, M	.250	4	12	3	3	1	0	0	3	2	3	1	0	.400	.333	.733
Slaughter, J	.276	85	330	48	91	21	0	10	60	29	98	11	7	.345	.430	.775
Solak, N	.311	90	296	52	92	13	0	9	53	41	53	10	1	.406	.446	.852
Taylor, S	.262	136	508	93	133	19	4	11	75	68	156	50	15	.352	.380	.732
Thomas, R	.322	47	177	34	57	6	0	1	18	13	12	10	1	.365	.373	.738
Urias, L	.260	77	288	50	75	12	1	10	56	48	57	8	1	.378	.413	.791
Vavra, T	.182	3	11	0	2	0	0	0	2	1	6	0	0	.231	.182	.413
Vosler, J	.303	119	466	92	141	25	4	31	110	46	113	4	1	.371	.573	.944
Warmoth, L	.200	20	55	9	11	1	0	1	7	8	18	3	1	.308	.273	.581
Washington Jr., C	.000	2	3	1	0	0	0	0	0	1	1	1	0	.250	.000	.250
Zavala, S	.188	33	101	17	19	7	0	4	16	16	43	0	1	.325	.376	.701
TOTAL	.270	150	5022	909	1355	257	30	170	847	718	1327	286	69	.366	.434	.800

2024 RAINIERS PITCHING

PLAYER	W	L	ERA	G	GS	HLD	SV	SVO	IP	H	R	ER	HR	HB	SO	AVG
Abbott, C	0	0	9.00	1	1	0	0	0	3.0	4	3	3	2	0	2	.333
Adcock, T	1	0	7.71	3	0	0	0	0	2.1	2	2	2	0	0	3	.222
Barker, L	0	0	10.80	5	0	0	0	0	6.2	6	8	8	1	0	9	.6
Bazardo, E	1	1	4.29	21	0	3	0	1	21.0	18	13	10	2	0	11	.29
Bolton, C	1	2	3.07	33	0	6	2	5	29.1	25	12	10	2	2	12	.34
Bowman, M	2	0	3.60	8	0	1	0	0	10.0	10	4	4	2	0	1	.11
Buttrely, T	0	2	9.00	29	1	3	0	2	29.0	39	30	29	6	0	14	.31
Castano, B	5	4	5.13	14	14	0	0	0	73.2	79	46	42	13	6	24	.74
de Geus, B	0	4	6.60	32	0	5	7	11	30.0	41	24	22	3	1	11	.21
Devenski, C	0	1	2.35	23	0	9	3	3	23.0	14	6	6	1	0	10	.31
Diaz, J	9	3	4.36	23	22	0	0	1	117.2	121	62	57	9	13	52	.120
Fleming, J	2	2	4.50	19	0	7	1	3	16.0	15	10	8	2	0	5	.13
Gragg, L	0	0	2.08	4	1	1	0	0	8.2	5	2	2	1	1	4	.7
Hahn, J	1	0	3.12	8	0	1	0	0	8.2	4	3	3	0	0	4	.10
Hancock, E	7	3	3.43	17	17	0	0	0	94.1	85	36	36	10	3	37	.66
Hembree, H	0	0	3.00	3	0	0	0	0	3.0	1	1	1	1	0	0	.100
Hernández, J	0	0	5.25	13	0	0	0	0	12.0	18	7	7	1	1	6	.9
Holloway, J	2	0	10.02	35	0	1	0	1	32.1	37	37	36	5	0	48	.43
Jefferson, C	0	1	6.23	4	1	0	0	1	4.1	2	4	3	1	0	7	.4
Kaminsky, R	1	0	7.66	15	8	0	0	0	47.0	71	44	40	7	2	17	.45
Kelley, T	3	2	3.52	54	0	14	1	6	53.2	52	28	21	7	1	33	.62
Keuchel, D	7	4	3.93	13	13	0	0	0	71.0	64	36	31	10	2	22	.45
Kitchen, A	1	1	14.73	4	0	0	0	1	3.2	9	8	6	1	0	2	.429
Krehbiel, J	5	3	3.26	54	0	6	10	12	58.0	41	27	21	5	1	25	.55
Lawrence, C	11	11	5.95	29	29	0	0	0	165.0	199	111	109	34	5	48	.108
Llovera, M	2	0	4.86	14	1	1	0	1	16.2	13	10	9	3	1	8	.12
Mariot, M	9	7	5.84	28	25	1	0	0	126.1	136	85	82	21	9	33	.101
Martínez, B	0	0	0.00	1	0	0	0	0	1.2	0	0	0	0	0	2	.000
Miller, T	0	0	2.25	4	0	2	0	0	4.0	3	1	1	0	0	2	.6
Payero, N	0	1	5.19	2	2	0	0	0	8.2	11	9	5	3	0	4	.2
Peralta, S	1	1	9.24	12	0	2	0	0	12.2	16	13	13	3	1	8	.12
Poppen, S	0	0	10.80	2	0	0	0	0	3.1	4	4	4	2	0	2	.5
Ruffcorn, J	1	0	0.00	3	0	0	0	0	4.2	2	0	0	0	0	3	.154
Salazar, E	1	0	5.40	4	0	0	0	0	3.1	3	3	2	0	0	3	.1
Santos, G	0	0	1.42	7	0	1	0	0	6.1	3	1	1	0	0	7	.143
Saucedo, T	0	0	0.00	1	0	0	0	0	1.0	0	0	0	0	0	0	.000
Snead, K	4	5	7.68	40	0	10	1	2	36.1	45	32	31	6	3	17	.34
Snider, C	0	1	3.44	17	1	3	0	2	18.1	23	10	7	2	0	8	.22
Speier, G	0	0	1.80	15	0	3	1	1	15.0	9	3	3	0	0	5	.10
Stoudt, L	3	4	6.92	12	11	0	0	0	52.0	60	42	40	15	3	30	.36
Tabor, M	0	0	6.48	7	0	1	0	0	8.1	11	6	6	1	0	8	.7
Vargas, C	2	5	3.54	55	0	14	2	9	53.1	58	29	21	6	3	18	.40
Vosler, J	0	0	0.00	1	0	0	0	0	0.2	2	0	0	0	0	0	.500
Warmoth, L	0	0	9.00	1	0	0	0	0	1.0	2	1	1	0	0	1	.400
Woo, B	0	0	0.00	3	3	0	0	0	11.1	5	0	0	0	0	0	.17
TOTAL	82	68	5.08	150	150	95	28	62	1308.1	1368	813	739	188	58	566	.1152

2024 HOME RUNS

BACK-TO-BACK HOME RUNS			
PLAYERS	DATE	INNING	OPPONENT
Michael Chavis (solo) & Brian Anderson	4/19	2nd	at Las Vegas
Jonatan Clase (solo) & Ryan Bliss	5/11	3rd	at Reno
Brian Anderson (3-run) & Jason Vosler	5/23	2nd	vs. Las Vegas
Tyler Locklear (solo) & Jason Vosler	8/16	2nd	vs. Sugar Land
Dominic Canzone (solo) & Ryan Bliss	9/8	6th	vs. Albuquerque
TWO-HOME RUN GAMES			
PLAYERS	DATE		OPPONENT
Michael Chavis (3 RBI)	4/16		at Las Vegas
Nick Solak (4 RBI)	4/27		vs. El Paso
Blake Hunt (5 RBI)	4/28		vs. El Paso
Jorge Polanco (3 RBI)	6/21		vs. Las Vegas
Tyler Locklear (3 RBI)	8/2		vs. Salt Lake
Nick Solak (4 RBI)	8/11		at Reno
Samad Taylor (4 RBI)	8/31		at El Paso
GRAND SLAMS BY RAINIERS			
PLAYERS	DATE		OPPONENT
Jason Vosler (4th inning)	5/25		vs. Las Vegas
Ryan Bliss (4th inning)	7/31		vs. Salt Lake
FIRST-INNING LEADOFF HOME RUNS			
PLAYERS	DATE		OPPONENT
Jonatan Clase	5/10		at Reno
Ryan Bliss	5/19		vs. Salt Lake
Jonatan Clase	6/15		at Round Rock
Ryan Bliss	7/27		at Oklahoma City
Ryan Bliss	8/1		vs. Salt Lake
Samad Taylor	8/31		at El Paso

2023 RAINIERS HOME RUNS										
RECORD BY HOME RUN:	0	1	2	3	4	5	6	7	8	9
	14-30	20-21	23-12	12-7	6-3	2-0	0-0	0-0	0-0	0-0
HOME RUNS BY POSITION:	C	1B	2B	3B	SS	LF	CF	RF	DH	
	32	17	14	28	26	16	27	24	30	

2024 INNING, PITCHER & CATCHER STATS

BIG INNINGS (FIVE RUNS OR MORE)				
DATE	OPP	RUNS	INNING	RESULT
3/30	vs. Oklahoma City	5	6th	L, 9-7
4/16	at Las Vegas	6	5th	W, 14-0
4/27	vs. El Paso	5	3rd	W, 9-2
5/10	at Reno	6	7th	W, 12-10
5/22	vs. Las Vegas	6	3rd	W, 14-10
5/22	vs. Las Vegas	5	5th	W, 14-10
5/24	vs. Las Vegas	5	5th	W, 8-3
6/4	vs. Reno	8	6th	W, 15-6
6/4	vs. Reno	6	7th	W, 15-6
6/11	at Round Rock	5	8th	W 8-4
6/21	vs. Las Vegas	5	6th	W, 8-2
6/26	at Sugar Land	10	3rd	W, 14-2
7/23	at Oklahoma City	6	3rd	W, 10-4
7/31	vs. Salt Lake	5	4th	L, 10-6
8/3	vs. Salt Lake	5	7th	W, 8-5
8/4	vs. Salt Lake	5	3rd	W, 8-2
8/10	at Reno	6	8th	W, 12-5
8/28	at El Paso	6	6th	L, 9-8 (11)
9/8	vs. Albuquerque	5	4th	W, 13-3
9/13	at Oklahoma City	5	4th	W, 10-5
9/17	vs. Round Rock	5	6th	W 14-12 (10)

2024 SCORE BY INNING											
	1	2	3	4	5	6	7	8	9	X	Total
Rainiers	99	100	117	108	127	108	99	86	53	12	909
Opponents	87	96	102	77	90	105	88	63	90	15	813

RAINIERS TEAM PITCHING									
	W-L-S	ERA	IP	H	R	ER	HR	BB-I	SO
Starters	51-36-0	5.05	757.0	808	455	425	118	271-1	604
Relievers	31-32-28	5.19	551.1	560	358	318	70	295-9	548
March/April	17-11-4	4.19	238.2	211	120	111	30	87-2	214
May	13-14-4	5.48	231.2	251	156	141	38	96-3	196
June	15-11-5	4.64	229.0	217	126	118	29	116-1	203
July	12-11-4	5.51	201.0	229	141	123	32	106-1	179
August	16-11-9	5.86	236.1	259	160	154	35	94-1	209
September	9-10-2	4.82	171.2	201	110	92	24	67-2	151

RAINIERS CATCHER STATISTICS						
CATCHER	GS	SB	CS	CS%	PB	E
Hunt	23	16	2	33.33	2	2
Miller	3	3	1	9.52	0	0
Papierski	74	98	16	12.50	7	5
Perez	15	18	7	18.00	2	1
Scheffler	3	3	1	28.57	0	0
Zavala	32	32	3	40.00	1	4
TOTAL	150	170	30	15.00	12	12

FRONT
OFFICE

CHENEY
STADIUM

COACHING
STAFF

2025
RAINIERS

2024 SEASON
REVIEW

OPPONENTS

HISTORY &
RECORDS

MEDIA &
MISC.

2025	2024 SEASON REVIEW	HISTORY & RECORDS	MEDIA & MISC.	OPPONENTS	COACHING STAFF	CHENEY STADIUM	FRONT OFFICE	2024 MULTI-HIT & RBI GAMES							
								RAINIER'S MULTI-HIT GAMES							
								Player	2	3	4	5	6	7	Total
								Brian Anderson	7	2	-	-	-	-	9
								Ryan Bliss	22	3	2	-	-	-	27
								Dominic Canzone	4	2	-	-	-	-	6
								Michael Chavis	12	3	-	-	-	-	15
								Jonatan Clase	12	3	1	-	-	-	16
								Duke Ellis	4	2	-	-	-	-	6
								Isiah Gilliam	5	1	-	-	-	-	6
								Sam Haggerty	4	1	1	-	-	-	6
								Blake Hunt	3	2	-	-	-	-	5
								Kobe Kato	3	2	-	-	-	-	5
								Justin Locklear	13	5	-	-	-	-	18
								Cade Marlowe	11	5	-	-	-	-	16
								Spencer Packard	6	2	-	1	-	-	9
								Michael Papierski	18	-	-	-	-	-	18
								Michael Perez	-	1	-	-	-	-	1
								Jorge Polanco	1	-	-	-	-	-	1
								Leo Rivas	14	3	-	-	-	-	17
								Matt Scheffler	1	-	-	-	-	-	1
								Jake Slaughter	16	7	1	-	-	-	24
								Nick Solak	18	7	-	-	-	-	25
								Samad Taylor	21	9	-	-	-	-	30
								Rhylan Thomas	10	5	-	-	-	-	15
								Luis Urias	13	2	-	2	-	-	17
								Jason Vosler	29	10	1	1	-	-	41
								Logan Warmoth	3	-	-	-	-	-	3
								Seby Zavala	1	1	-	-	-	-	2
								RAINIER'S MULTI-RBI GAMES							
								Player	2	3	4	5	6	7+	Total
								Brian Anderson	2	1	1	-	1	-	5
								Ryan Bliss	11	-	2	-	-	-	13
								Dominic Canzone	2	3	-	-	-	-	5
								Michael Chavis	5	2	-	-	-	-	7
								Jonatan Clase	8	-	-	-	-	-	8
								Duke Ellis	3	1	-	-	-	-	4
								Isiah Gilliam	4	-	-	-	-	-	4
								Sam Haggerty	1	-	-	-	-	-	1
								Blake Hunt	5	1	-	1	-	-	7
								Kobe Kato	1	2	-	-	-	-	3
								Justin Locklear	7	3	-	-	-	-	10
								Cade Marlowe	8	1	-	-	-	-	9
								Spencer Packard	7	-	-	1	-	-	8
								Michael Papierski	8	4	-	-	-	-	12
								Michael Perez	1	1	-	-	-	-	2
								Jorge Polanco	-	2	-	-	-	-	2
								Leo Rivas	3	4	-	-	-	-	7
								Matt Scheffler	1	-	-	-	-	-	1
								Jake Slaughter	12	3	2	1	-	-	18
								Nick Solak	9	4	3	-	-	-	16
								Samad Taylor	11	3	3	1	-	-	14
								Rhylan Thomas	1	3	-	-	-	-	4
								Luis Urias	9	3	1	1	-	-	14
								Jason Vosler	20	4	5	2	-	-	31
								Logan Warmoth	3	-	-	-	-	-	3
								Seby Zavala	3	1	-	-	-	-	4

2024 TACOMA TO SEATTLE PROMOTIONS

FRONT
OFFICE

CHENEY
STADIUM

COACHING
STAFF

2025
RAINERS

2024 SEASON
REVIEW

OPPONENTS

HISTORY &
RECORDS

MEDIA &
MISC.

PROMOTED TO SEATTLE	
INF Samad Taylor	Recalled 4/5 - 4/8 (Optioned)
RHP Tyson Miller	Selected 4/8 - 5/10 (DFA)
RHP Brett de Geus	Selected 4/8 - 4/22 (Optioned)
	Recalled 6/12 - 6/13 (Optioned)
OF Jonatan Clase *	Recalled 4/15 - 29 (Optioned)
	Recalled 5/24 - 6/3 (Optioned)
	Recalled 7/10 - 7/22 (Optioned)
	Recalled 7/23 - 7/26 (Traded to TOR)
INF Leo Rivas *	Selected 4/25 - 5/20 (Optioned)
	Recalled 6/10 - 6/13 (Optioned)
	Recalled 7/23 -
INF Sam Haggerty	Recalled 4/29 - 5/15 (Optioned)
	Recalled 5/27 -
LHP Kirby Snead	Selected 5/8 - 6/11 (DFA)
LHP Jhonathan Diaz	Selected 5/22 - 5/22 (Optioned)
	Recalled 6/11 - 6/12 (Optioned)
	Recalled 6/28 - 7/2 (Optioned)
	Recalled 7/30 - 8/3 (Optioned)
	Recalled 9/1 -
INF Ryan Bliss *	Selected 5/27 - 7/22 (Optioned)
	Recalled 8/7 - 8/11 (Optioned)
RHP Collin Snider	Recalled 6/1 - 6/9 (Optioned)
	Recalled 6/25 -
INF Tyler Locklear *	Selected 6/9 - 6/24 (Optioned)
	Recalled 7/23 - 7/30 (Optioned)
RHP Matt Bowman	Selected 6/9 - 6/11 (DFA)
RHP Eduard Bazarzo	Recalled 6/11 - 7/12 (Optioned)
	Recalled 8/8 - 8/10 (Optioned)
	Recalled 9/1 -
RHP Emerson Hancock	Recalled 6/13 - 6/14 (Optioned)
	Recalled 7/6 - 7/8 (Optioned)
	Recalled 9/13 - 9/22 (Optioned)
RHP Cody Bolton	Recalled 6/14 - 6/28 - (Optioned)
C Seby Zavala	Selected 7/2 - 7/6 (DFA)
	Selected 9/10 - 9/13 (DFA)
UTL Jason Vosler	Selected 7/22 - 8/8 (Optioned)
OF Cade Marlowe	Recalled 7/23 - 8/7 (Optioned)
LHP Gabe Speier	Recalled 8/23 - 8/31 (Optioned)
	Recalled 9/22 -
INF Luis Urias	Selected 8/31 -
*Major League Debut	

ORDER / POSITION PRODUCTION					
ORDER PRODUCTION			POSITION PRODUCTION		
ORDER	HR	RBI	POSITION	HR	RBI
1	19	83	C	17	89
2	18	85	1B	24	106
3	24	107	2B	15	83
4	20	105	3B	20	109
5	27	111	SS	13	83
6	13	82	LF	14	97
7	15	83	CF	24	91
8	18	97	RF	20	78
9	16	94	DH	23	111
PH	0	0	PH	0	0

2024 TACOMA RAINIERS HIGHLIGHTS

CHECKING OUR 401K: Tacoma drew 384,498 fans to Cheney Stadium over 73 openings, averaging 5,267 fans per game during the 2023 season. That mark set a new franchise attendance record, breaking the 378,518 fans that patronized Tacoma home games during the 2011 season, the first after ballpark remodeling. That record lasted just one season, as the Rainiers broke 400,000 for the first time in franchise history, setting a new record. With 6,406 fans in their season finale on Sunday, Cheney Stadium saw 401,027 fans over 73 openings. That is good for an average of 5,496 fans per game, 85% of the stadium's fixed-seating capacity of 6,500.

M-V(OSLER)-P: Jason Vosler was Tacoma's MVP this year and was a serious candidate for PCL League MVP. He was named to the PCL All-Star team as he was among league leaders in many different categories. The 31-year-old was among league leaders in batting average (4th, .303), home runs (2nd, 31), runs batted in (1st, 110), slugging percentage (2nd, .573), on-base plus slugging percentage (3rd, .944), hits (5th, 141), extra-base hits (3rd, 60), total bases (1st, 267) and runs scored (T-3rd, 92). He became just the second player in Tacoma's franchise history to hit over .300 while clubbing 30+ home runs and driving in 100+ runs in a single season and the eighth player in franchise history to swat 30 deep balls in a year.

RAINIERS RAN WILD: To begin the season, Manager John Russell said the Rainiers would have a good amount of speed on the roster and run a lot. Nobody knew how much that might be, and it became the main weapon for Tacoma's offense in 2024. The Rainiers broke both their franchise record, and, in the last weekend of the season, the modern-era Pacific Coast League record. The PCL record for stolen bases in a single season was 281, set by the 1981 Albuquerque Dukes. Tacoma ended the season with 286 stolen bases, including nine over their last two games. Ryan Bliss and Samad Taylor finished tied atop the team and league standings with 50 stolen bases each, becoming just the third and fourth players in Tacoma's franchise history to swipe 50 bags in a single season.

2024 TACOMA RAINIERS HIGHLIGHTS (CONTINUED)

FRONT
OFFICE

CHENEY
STADIUM

COACHING
STAFF

2025
RAINIERS

2024 SEASON
REVIEW

OPPONENTS

HISTORY &
RECORDS

MEDIA &
MISC.

MR. 1,000: Tacoma’s 71st win of the season, back on Aug. 20, was a special one for Manager John Russell, as it was his 1,000th career managerial victory. Russell started his managerial career back in 1995 with Appalachian League Elizabethton and eventually made it all the way to the big leagues, skippering the Pittsburgh Pirates from 2008-10 before coming back to Triple-A with Tacoma last season. His most successful season at the helm came back in 2006, with Triple-A Scranton/Wilkes-Barre, where he went 84-58. Tacoma fell two wins shy of that number this year with 82 wins after 77 victories last season.

DIAZ DAY: Jhonathan Diaz was signed by Seattle to a minor league contract on Feb. 7, 2024, after spending the previous four season in the Los Angeles Angels system. Diaz was named Tacoma’s Opening Day starter and had a tremendous start to the year. He began the 2024 campaign with 17.1 scoreless innings before allowing a solo home run, including his first 14.2 innings without walking a single batter. He was named Minor League Pitcher of the Month for April by both the Seattle Mariners and Pacific Coast League, going 4-0 with a 2.45 ERA in five games. He followed that by going 3-1 with a 3.56 ERA over five starts in the month of May.

FELL JUST SHORT: Since being affiliated with the Seattle Mariners in 1995, Tacoma had won just 80+ games just four times coming into this year. They won 85 games in 2001, 80 in 2005 and 2008 and 81 in 2016. This year, they finished with a record of 82-68, the second-most wins since 1995 and first time with 80+ victories since 2016. Overall, Tacoma won the Pacific Coast League West division by two games over Sacramento, but missed playoffs by six games in the first half and 5.5 games in the second half. The Rainiers’ 82 victories this year were the fourth-most in all of Triple-A behind Triple-A Champions Sugar Land Space Cowboys (93), International League Champions Omaha Storm Chasers (89) and Scranton / Wilkes-Barre (89).

HOME FIELD ADVANTAGE: Cheney Stadium is always a special place and fans made it even more special this year. Not only did the Rainiers set a franchise record for attendance with 401,027 fans entering the gates of Cheney, but the Rainiers had a great home field advantage all season long. Tacoma held a record of 48-27 at home this year, 21 games over the .500 mark, while going just 34-41 on the road. They out-hit opponents by 19 points and outscored them by 85 runs while playing at Cheney Stadium. The Rainiers went 10-3-1 in their 14-home series, losing just one of their 14 series at Cheney Stadium. On the road, they went 4-1-8 in their 13 trips.

2024 RAINIERS HIGHS & LOWS

TEAM BATTING

Most Runs, Game.....	16 (5/23 vs. LV)
Fewest Runs, Game.....	0, 3x, (9/4 vs. ABQ)
Most Runs, Inning.....	10 (3rd, 6/26 @ SUG)
Most Hits, Game.....	20 (6/16 @ RR)
Fewest Hits, Game.....	1 (4/26 vs. ELP)
Most Doubles, Game.....	5, 2x (8/13 vs. SUG)
Most Triples, Game.....	2, 2x (7/13 @ ABQ)
Most Home Runs, Game.....	4 (9/8 vs. ABQ)
Most Consecutive Games, Homer.....	12 (6/14-6/27)
Most Consecutive Games, No Homer.....	5 (4/30-5/4)
Most Extra Base Hits, Game.....	8, (7/10 @ ABQ)
Most Total Bases, Game.....	33 (7/10 @ ABQ)
Most Walks, Game.....	15, (6/4 vs. SAC RNO)
Fewest Walks, Game.....	0, 5x (9/4 vs. ABQ)
Most Strikeouts, Game.....	18 (5/4 @ SAC)
Fewest Strikeouts, Game.....	2, 4x (9/7 vs. ABQ)
Most Stolen Bases, Game.....	7 (5/5 @ SAC)
Most Left On Base, Game.....	15 (6/5 @ RNO-10)

INDIVIDUAL BATTING

Most At-Bats, Game.....	6, 22x, R. Bliss/J. Slaughter/S. Taylor/J. Vosler (9/17 vs. RR)
Most Runs, Game.....	5, Luis Urias (8/23 vs. SAC)
Most Hits, Game.....	5, 4x, Jason Vosler (9/19 vs. RR)
Most Doubles, Game.....	2, 20x, Ryan Bliss (9/22 vs. RR)
Most Triples, Game.....	1, 30x, Samad Taylor (9/15 @ OKC)
Most Home Runs, Game.....	2, 7x, Samad Taylor (8/31 @ ELP)
Most RBI, Game.....	6, Brian Anderson (5/23 vs. LV)
Most Walks, Game.....	4, Luis Rivas (6/15 @ RR)
Most Strikeouts, Game.....	5, Jake Slaughter (7/5 @ SL)
Most Stolen Bases, Game.....	3, 7x, Duke Ellis (7/19 vs. RNO)
Longest Hitting Streak.....	13, Jason Vosler (6/25-7/10)

TEAM PITCHING

Fewest Runs, Game.....	0, 9x (9/21 vs. RR)
Most Runs, Game.....	22 (8/8 @ RNO)
Most Runs, Inning.....	9, 2nd (5/11 @ RNO)
Fewest Hits, Game.....	2, (4/9 vs. RNO)
Most Hits, Game.....	22, 2x, (8/8 @ RNO)
Fewest Walks, Game.....	0, 6x (7/9 @ ABQ)
Most Walks, Game.....	11, 2x (7/24 @ OKC)
Most Strikeouts, Game.....	17 (8/4 vs. SL)
Fewest Strikeouts, Game.....	2, 3x (8/27 @ ELP)
Most Doubles, Game.....	6, (9/17 vs. RR)
Most Triples, Game.....	2, (4/3 @ SL)
Most Home Runs, Game.....	6, 2x (6/23 vs. LV)

INDIVIDUAL PITCHING

Longest Winning Decision Streak.....	6, Jhonatan Diaz (4/4-5/10)
Longest Losing Decision Streak.....	4, 4x, Carlos Vargas (5/4-7/14)
Most Innings Pitched, Starter.....	9.0, Emerson Hancock (7/21 vs. RNO)
Most Innings Pitched, Reliever.....	5.1, Levi Stoudt (5/15 vs. SL)
Most Walks, Game.....	6, Jhonatan Diaz (6/16 @ RR)
Most Strikeouts, Game.....	12, Blas Castano (8/4 vs. SL)
Most Hit By Pitch, Game.....	3, Jhonatan Diaz (3/29 vs. OKC)
Most Runs Allowed, Game.....	11, Casey Lawrence (7/10 @ ABQ)
Most Hits Allowed, Game.....	12, Jhonatan Diaz (5/10 @ RNO)

TEAM MISCELLANEOUS

Longest Winning Streak.....	6, (8/14-20)
Longest Winning Streak, Home.....	6 (8/14-20)
Longest Winning Streak, Road.....	4, (6/13-16)
Most Consecutive Losses.....	6, (8/24-30)
Most Consecutive Losses, Home.....	4 (8/24-9/4)
Most Consecutive Losses, Road.....	7, (4/18-5/2)
Longest Game, Time.....	3:32 (9/20 vs. RR-11) / 3:21 9 inn. (6/26 @ SUG)
Shortest Game, Time.....	1:30 (4/7 @ SL G2-7)
Shortest Game, 9 Innings.....	2:08 (4/18 @ LV)
Longest Game, Innings.....	11, 2x (9/20 vs. RR)
Highest Attendance, Home.....	7,462 (5/26 vs. LV)
Highest Attendance, Road.....	14,455 (7/4 @ SL)
Lowest Attendance, Home.....	2,583 (4/11 vs. RNO)
Lowest Attendance, Road.....	2,181 (4/5 @ SL)
Most Double Plays Turned.....	4 (9/10 @ OKC)
Most Opponent Double Plays Turned.....	3, 7x (8/28 @ ELP)
Most Errors.....	4, (7/27 @ OKC)
Largest Margin of Victory.....	14, (4/16 @ LV)
Largest Margin of Defeat.....	18 (8/8 @ RNO)
Biggest Comeback Win.....	4, 6x (8/3 vs. SL, trailed 5-1 in 6th, won 8-5)



OPPONENTS

TRIPLE-A AFFILIATE OF THE COLORADO ROCKIES (SINCE 2015)



ALBUQUERQUE ISOTOPES

RIO GRANDE CREDIT UNION FIELD AT ISOTOPES PARK

1601 AVENIDA CESAR CHAVEZ SE, ALBUQUERQUE, NM 87106

VICE PRESIDENT: JOHN TRAUB

FIELD MANAGER: PEDRO LOPEZ

2024 RECORD, FINISH: 58-92, 5TH IN EAST DIVISION

OPENED:	CAPACITY:	LEFT:	CENTER:	RIGHT:
2003	16,000	340	428	340

Rainiers vs. Albuquerque

2024 vs. ABQ.....	5-7
2024 at ABQ.....	2-4
2024 at TAC.....	3-3
All-Time vs. ABQ.....	273-290-1

Last Series Sweep

by TAC.....April 15-17, 2017
(3-Game Series at ABQ)by ABQ.....May 13-16, 2006
(4-Game Series at TAC)

2025 Field Staff

Manager.....	Pedro Lopez
Bench Coach.....	Michael Ryan
Hitting Coach.....	Jordan Pacheco
Pitching Coach.....	Chris Michalak
Athletic Trainer.....	Hoshi Mizutani
Phys. Perf. Coach.....	Mason Rook

Series Results Last 10 Seasons

Year	Home	Road	Total
2024	3-3	2-4	5-7
2023	3-3	3-3	6-6
2022	3-3	2-4	5-7
2021	---	4-2	4-2
2019	5-3	4-4	9-7
2018	4-4	5-3	9-7
2017	5-2	3-5	8-7
2016	5-3	4-4	9-7
2015	4-4	4-4	8-8
2014	3-5	6-2	9-7

TRIPLE-A AFFILIATE OF THE SAN DIEGO PADRES (SINCE 2014)



EL PASO CHIHUAHUAS

SOUTHWEST UNIVERSITY PARK

1 BALLPARK PLAZA, EL PASO, TX 79901

PRESIDENT: ALAN LEDFORD

FIELD MANAGER: PETE ZAMORA

2024 RECORD, FINISH: 64-86, 4TH IN EAST DIVISION

OPENED:	CAPACITY:	LEFT:	CENTER:	RIGHT:
2014	7,200	322	406	322

Rainiers vs. El Paso

2024 vs. ELP.....	5-7
2024 at ELP.....	1-5
2024 at TAC.....	4-2
All-Time vs. ELP.....	69-69

Last Series Sweep

by TAC.....April 11-14, 2016
(3-Game series at TAC)by ELP.....June 13-16, 2017
(4-Game series at ELP)

2025 Field Staff

Manager.....	Pete Zamora
Bench Coach.....	Matt Adams
Hitting Coach.....	Raul Padron
Pitching Coach.....	Scott Mitchell
Assistant PC.....	Jimmy Jones
Athletic Trainer.....	David Bryan
Athletic Trainer.....	Carlos Olivas
Strength Coach.....	A.J. Russell

Entire Series Results

Year	Home	Road	Total
2024	4-2	1-5	5-7
2023	5-1	3-3	8-4
2022	4-2	---	4-2
2021	3-3	4-2	7-5
2019	4-4	4-4	8-8
2018	2-6	5-3	7-9
2017	5-3	2-6	7-9
2016	6-2	5-3	11-5
2015	3-5	5-3	8-8
2014	2-6	2-6	4-12

TRIPLE-A AFFILIATE OF THE OAKLAND ATHLETICS (SINCE 2019)



LAS VEGAS AVIATORS

LAS VEGAS BALLPARK

1650 S. PAVILION CENTER DRIVE, LAS VEGAS, NV 89135

PRESIDENT: DON LOGAN

FIELD MANAGER: FRAN RIORDAN

2024 RECORD, FINISH: 74-75, 4TH IN WEST DIVISION

OPENED:	CAPACITY:	LEFT:	CENTER:	RIGHT:
2019	8,196	340	415	340

Rainiers vs. Las Vegas

2024 vs. LV	10-8
2024 at LV	2-4
2024 at TAC	8-4
All-Time vs. LV	313-306

Last Series Sweep

by TAC.....April 25-28, 2013
(4-Game Series at LV)by LV.....August 22-25, 2019
(4-Game Series at TAC)

2025 Field Staff

Manager	Fran Riordan
Hitting Coach	Brian McArn
Assistant HC	Kevin Kouzmanoff
Pitching Coach	Don Schultz
Pitching Coach	Paul Abbott
Athletic Trainer	Jake Routhier
Assistant Trainer	Dave Comeau
Sport Perf. Coach	Steven Thayer

Series Results Last 10 Seasons

Year	Home	Road	Total
2024	8-4	2-4	10-8
2023	7-5	2-4	9-9
2022	4-8	6-6	10-14
2021	3-3	7-5	10-8
2019	2-6	4-4	6-10
2018	4-3	3-5	7-8
2017	5-2	3-5	8-7
2016	4-4	2-6	6-10
2015	5-3	3-5	8-8
2014	6-2	2-6	8-8

TRIPLE-A AFFILIATE OF THE LOS ANGELES DODGERS (SINCE 2015)



OKLAHOMA CITY COMETS

CHICKASAW BRICKTOWN BALLPARK

2 S. MICKEY MANTLE DRIVE, OKLAHOMA CITY, OK 73104

PRESIDENT: MICHAEL BYRNES

FIELD MANAGER: SCOTT HENNESSEY

2024 RECORD, FINISH: 79-71, 2ND IN EAST DIVISION

OPENED:	CAPACITY:	LEFT:	CENTER:	RIGHT:
1998	9,000	325	400	325

Rainiers vs. Oklahoma City

2024 vs. OKC	7-8
2024 at OKC	5-7
2024 at TAC	2-1
All-Time vs. OKC	100-97

Last Series Sweep

by TAC.....June 21-24, 2014
(4-Game Series at TAC)by OKC.....August 7-9, 2019
(3-Game Series at OKC)

2025 Field Staff

Manager	Scott Hennessey
Bench Coach	Chris Gutierrez
Hitting Coach	Manny Burris
Hitting Coach	Dylan Nasiatka
Pitching Coach	David Anderson
Pitching Coach	Ryan Dennick
Athletic Trainer	Griffin Boyte
Athletic Trainer	Josh DiLoreto
Perf. Coach	Paul Fournier
Asst. Perf. Coach	Jose Gutierrez

Series Results Last 10 Seasons

Year	Home	Road	Total
2024	2-1	5-7	7-8
2023	5-1	4-5	9-6
2022	3-3	4-2	7-5
2021	---	---	---
2019	---	0-3	0-3
2018	1-2	---	1-2
2017	---	2-2	2-2
2016	2-2	---	2-2
2015	---	2-2	2-2
2014	4-0	---	4-0

TRIPLE-A AFFILIATE OF THE ARIZONA DIAMONDBACKS (SINCE 2009)



RENO ACES

GREATER NEVADA FIELD

250 EVANS AVE. RENO, NV 89501

PRESIDENT: ERIC EDELSTEIN

FIELD MANAGER: JEFF GARDNER

2024 RECORD, FINISH: 79-70, 3RD IN WEST DIVISION

OPENED:	CAPACITY:	LEFT:	CENTER:	RIGHT:
2009	9,154	338	410/424	340

Rainiers vs. Reno

2024 vs. RNO	19-8
2024 at RNO	7-5
2024 at TAC	12-3
All-Time vs. RNO	120-151

Last Series Sweep

by TACNONE

by RNO.....September 26-28, 2022
(3-Game Series at RNO)

2025 Field Staff

Manager	Jeff Gardner
Bench Coach	Shawn Roof
Hitting Coach	Termel Sledge
Pitching Coach	Doug Drabek
Pitching Coach	Jeff Bajenaru
Athletic Trainer.....	Paul Porter
Assistant Trainer.....	Connor Oates
Strength Coach.....	Ryan Harrel

Series Results Last 10 Seasons

Year	Home	Road	Total
2024	12-3	7-5	19-8
2023	6-6	7-5	13-11
2022	2-4	6-9	8-13
2021	2-4	12-6	14-10
2019	6-2	2-6	8-8
2018	6-2	2-6	8-8
2017	4-4	2-5	6-9
2016	3-5	2-6	5-11
2015	4-4	3-5	7-9
2014	3-5	4-4	7-9

TRIPLE-A AFFILIATE OF THE TEXAS RANGERS (2011-18, SINCE 2021)



ROUND ROCK EXPRESS

DELL DIAMOND

3400 E. PALM VALLEY BLVD. ROUND ROCK, TX 78665

PRESIDENT: CHRIS ALMENDAREZ

FIELD MANAGER: DOUG DAVIS

2024 RECORD, FINISH: 71-77, 3RD IN EAST DIVISION

OPENED:	CAPACITY:	LEFT:	CENTER:	RIGHT:
2000	13,500	330	407	325

Rainiers vs. Round Rock

2024 vs. RR	9-3
2024 at RR	5-1
2024 at TAC	4-2
All-Time vs. RR	63-43

Last Series Sweep

by TAC.....August 5-8, 2009
(4-Game Series at TAC)by RR.....July 14-16, 2023
(3-Game Series at TAC)

2025 Field Staff

Manager	Doug Davis
Bench Coach	Chase Lambin
Hitting Coach	Matt Lawson
Pitching Coach	Jon Goebel
Bullpen Coach	Dave Borkowski
Dev. Coach	Josh Johnson
Athletic Trainer.....	Will Whitehead
Strength Coach.....	Jeff Mathers

Series Results Last 10 Seasons

Year	Home	Road	Total
2024	4-2	5-1	9-3
2023	2-7	2-4	4-11
2022	6-3	---	6-3
2021	5-1	2-3	7-4
2019	---	2-2	2-2
2018	---	0-3	0-3
2017	3-1	---	3-1
2016	---	2-2	2-2
2015	3-1	---	3-1
2014	---	2-2	2-2

TRIPLE-A AFFILIATE OF THE SAN FRANCISCO GIANTS (SINCE 2015)



SACRAMENTO RIVER CATS

SUTTER HEALTH PARK
400 BALLPARK DR. WEST SACRAMENTO, CA 95691

PRESIDENT: CHIP MAXSON
FIELD MANAGER: DAVE BRUNDAGE
2024 RECORD, FINISH: 80-70, 2ND IN WEST DIVISION

OPENED:	CAPACITY:	LEFT:	CENTER:	RIGHT:
2000	14,014	330	403	325

Rainiers vs. Sacramento
2024 vs. SAC..... 6-12
2024 at SAC..... 4-8
2024 at TAC..... 2-4
All-Time vs. SAC..... 247-260

Last Series Sweep
by TAC.....July 21-24, 2017
 (4-Game Series at TAC)

by SAC.....July 19-21, 2019
 (3-Game Series at TAC)

2025 Field Staff
Manager Dave Brundage
Pitching Coach Alain Quijano
Hitting Coach P.J. Pilittere
Assistant HC Rob Riggins
Fund. Coach Jolbert Cabrera
Athletic Trainer Chris Walsh
Athletic Trainer Brian Reinker
Strength Coach Chris Harms

Series Results Last 10 Seasons				
Year	Home	Road	Total	
2024	2-4	4-8	6-12	
2023	3-3	6-6	9-9	
2022	6-6	8-4	14-10	
2021	13-5	3-3	16-8	
2019	2-6	2-6	4-12	
2018	4-4	5-3	9-7	
2017	8-1	3-5	11-6	
2016	3-5	5-3	8-8	
2015	1-7	4-4	5-11	
2014	5-3	3-5	8-8	

TRIPLE-A AFFILIATE OF THE LOS ANGELES ANGELS (SINCE 2001)



SALT LAKE BEES

THE BALLPARK AT AMERICA FIRST SQUARE
11131 S. BALLPARK WAY SOUTH JORDAN, UT 84009

PRESIDENT: MARC AMICONE
FIELD MANAGER: KEITH JOHNSON
2024 RECORD, FINISH: 67-82, 5TH IN WEST DIVISION

OPENED:	CAPACITY:	LEFT:	CENTER:	RIGHT:
2025	8,000	345	420	345

Rainiers vs. Salt Lake
2024 vs. SL..... 14-10
2024 at SL..... 6-3
2024 at TAC..... 8-7
All-Time vs. SL..... 389-387-1

Last Series Sweep
by TAC.....August 26-31, 2021
 (6-Game Series at TAC)

by SL.....July 20-22, 2018
 (3-Game Series at TAC)

2025 Field Staff
Manager Keith Johnson
Hitting Coach Alonzo Powell
Pitching Coach Shane Loux
Coach Jack Santora
Athletic Trainer Jonathan Fierro
Strength Coach Jimmy Sanchez

Series Results Last 10 Seasons				
Year	Home	Road	Total	
2024	8-7	6-3	14-10	
2023	8-4	3-9	11-13	
2022	6-6	9-9	15-15	
2021	15-8	2-4	17-12	
2019	3-4	5-3	8-7	
2018	1-7	3-5	4-12	
2017	3-5	3-5	6-10	
2016	7-1	6-2	13-3	
2015	2-6	3-5	5-11	
2014	4-4	4-4	8-8	

FRONT OFFICE

CHENEY STADIUM

COACHING STAFF

2025 RAINIERS

2024 SEASON REVIEW

OPPONENTS

HISTORY & RECORDS

MEDIA & MISC.

TRIPLE-A AFFILIATE OF THE HOUSTON ASTROS (SINCE 2021)



SUGAR LAND SPACE COWBOYS

CONSTELLATION FIELD

1 STADIUM DR. SUGAR LAND, TX 77498

SENIOR VP: CREIGHTON KAHOALII

FIELD MANAGER: MICKEY STOREY

2024 RECORD, FINISH: 93-56, 1ST IN EAST DIVISION

OPENED:	CAPACITY:	LEFT:	CENTER:	RIGHT:
2012	7,667	325	405	323

Rainiers vs. Sugar Land

2024 vs. SUG	7-5
2024 at SUG	2-4
2024 at TAC	5-1
All-Time vs. SUG	21-21

Last Series Sweep

by TAC NONE

by SUG NONE

2025 Field Staff

Manager	Mickey Storey
Hitting Coach	Joe Thurston
Pitching Coach	Sean Buchanan
Dev. Coach	Wladimir Sutil
Athletic Trainer	Takeaki Ando
Strength Coach	Sam Knox

Entire Series Results

Year	Home	Road	Total
2024	5-1	2-4	7-5
2023	4-2	4-2	8-4
2022	1-5	2-4	3-9
2021	---	3-3	3-3



"RAINIER FOR A DAY"
Ken Griffey, Jr. rehab assignment
(Triple-A debut) August 13, 1995 vs. Edmonton
at Cheney Stadium

HISTORY & RECORDS

CAREER BATTING LEADERS

BATTING AVERAGE*

1) Brian Raabe.....	352
2) Lyman Bostock.....	342
3) Troy Neel.....	339
4) Willie Norwood.....	337
5) Brock Davis.....	334
6) Jim Holt.....	333
7) Carmen Fanzone.....	327
8) Hosken Powell.....	326
9) Jesus Alou.....	324
10) Matt Mangini.....	321
11) Jimmy Sexton.....	318
12) Mitchell Page.....	316
13) Jesus Montero.....	315
14) Chris Taylor.....	313
T-15) Danny O'Connell.....	312
Luis Polonia.....	312
Aaron Holbert.....	312
18) Mike Adams.....	310
T-19) Francisco Matos.....	309
Jeremy Reed.....	309
Johan Limonta.....	309

*minimum 500 plate appearances..

GAMES

1) Gil Garrido.....	691
2) Tom Kelly.....	536
T-3) Danny Goodwin.....	435
Bob Perry.....	435
5) Bill Hain.....	400
6) Bryan LaHair.....	399
7) Ron Witmeyer.....	398
8) Randy Bass.....	395
9) Rick Renick.....	386
10) Dick Phillips.....	375
11) Eric Fox.....	370
12) Jim Van Wyck.....	368
13) Dusty Rhodes.....	358
14) Larry Arndt.....	353
15) Stefan Romero.....	351
16) Bill Bathe.....	348
17) Thad Reece.....	343
18) Rob Johnson.....	340
19) Oswaldo Navarro.....	335
20) Jeff Clement.....	332

AT-BATS

1) Gil Garrido.....	2651
2) Tom Kelly.....	1666
3) Bryan LaHair.....	1527
4) Danny Goodwin.....	1520
5) Stefan Romero.....	1420
6) Bob Perry.....	1414
7) Ron Witmeyer.....	1413
8) Bill Hain.....	1388
9) Eric Fox.....	1372
10) Rick Renick.....	1345
11) Randy Bass.....	1303
12) Larry Arndt.....	1253
T-13) Jeff Clement.....	1245
Matt Tuasosopo.....	1245
15) Rob Johnson.....	1240
16) Dick Phillips.....	1237
17) Mike Carp.....	1212
18) Ron Campbell.....	1195
19) Oswaldo Navarro.....	1145
20) Bill Bathe.....	1138

RUNS

1) Gil Garrido.....	338
2) Tom Kelly.....	329
3) Rick Renick.....	233
4) Matt Tuasosopo.....	229
5) Bryan LaHair.....	226
6) Stefan Romero.....	224
7) Eric Fox.....	217
8) Randy Bass.....	216
9) Danny Goodwin.....	215
10) Bob Perry.....	210
11) Alex Liddi.....	206
12) Jeff Clement.....	204
13) Mike Carp.....	201
T-14) Kelvin Moore.....	187
Dick Phillips.....	187
16) Mike Wilson.....	187
17) Doug Jennings.....	186
18) Dan Rohrmeier.....	179
19) Raul Ibanez.....	178
20) Ron Witmeyer.....	176

HITS

1) Gil Garrido.....	663
2) Tom Kelly.....	461
3) Danny Goodwin.....	454
4) Bryan LaHair.....	433
5) Stefan Romero.....	424
6) Bob Perry.....	395
7) Eric Fox.....	385
8) Randy Bass.....	374
9) Rick Renick.....	358
10) Ron Witmeyer.....	355
11) Jeff Clement.....	353
12) Dick Phillips.....	338
T-13) Bill Hain.....	337
Rob Johnson.....	337
15) Larry Arndt.....	336
16) Mike Carp.....	334
17) Matt Tuasosopo.....	317
18) Andy Sheets.....	315
19) Raul Ibanez.....	314
20) Doug Jennings.....	313

TOTAL BASES

1) Gil Garrido.....	782
2) Danny Goodwin.....	754
3) Bryan LaHair.....	738
4) Tom Kelly.....	731
5) Stefan Romero.....	730
6) Bob Perry.....	647
7) Randy Bass.....	645
8) Rick Renick.....	641
9) Jeff Clement.....	616
10) Mike Carp.....	603
11) Dan Rohrmeier.....	565
12) Eric Fox.....	555
13) Kelvin Moore.....	550
14) Bill Hain.....	545
15) Matt Tuasosopo.....	535
16) Alex Liddi.....	517
17) Ron Witmeyer.....	514
T-18) Raul Ibanez.....	501
Carlos Peguero.....	501
20) Dick Phillips.....	495

DOUBLES

1) Bryan LaHair.....	110
2) Jeff Clement.....	95
3) Dan Rohrmeier.....	94
4) Stefan Romero.....	91
5) Brad Seitzer.....	79
6) Danny Goodwin.....	78
7) Matt Tuasosopo.....	73
T-8) Dann Howitt.....	72
Doug Jennings.....	72
Chad Alexander.....	72
Juan Thomas.....	72
Rob Johnson.....	72
T-13) Andy Sheets.....	68
Mike Morse.....	68
15) Ron Witmeyer.....	67
16) Eric Fox.....	65
T-17) Raul Ibanez.....	64
Mike Carp.....	64
19) Billy Bathe.....	63
T-20) Tom Kelly.....	62
Prentice Redman.....	62

TRIPLES

1) Gil Garrido.....	24
2) Bob Perry.....	21
3) Eric Fox.....	18
4) Chris Taylor.....	17
5) Stefan Romero.....	16
T-6) Del Alston.....	15
Danny Goodwin.....	15
Ricky Peters.....	15
Kenny Kelly.....	15
T-10) Kevin Rhomberg.....	14
Andy Sheets.....	14
Kevin Ward.....	14
Rick Renick.....	14
T-14) Mike Adams.....	13
Marcos Armas.....	13
Jim Nettles.....	13
Tom Sain.....	13
T-18) Tom Romano.....	12
Gary Thurman.....	12
Randy Bass.....	12

HOME RUNS

1) Rick Renick.....	72
2) Mike Carp.....	67
3) Tom Kelly.....	66
T-4) Randy Bass.....	64
Danny Goodwin.....	64
6) Stefan Romero.....	61
7) Bryan LaHair.....	60
8) Dan Rohrmeier.....	58
9) Kelvin Moore.....	57
10) Carlos Peguero.....	53
T-11) Jeff Clement.....	52
Alex Liddi.....	52
T-13) Bob Perry.....	50
Mike Wilson.....	50
15) Brian O'Keefe.....	49
T-16) Dusty Rhodes.....	48
Danny Walton.....	48
18) Bill Hain.....	46
19) Dan Vogelbach.....	44
T-20) Adrian Garrett.....	43
Matt Tuasosopo.....	43

CAREER BATTING LEADERS

RUNS BATTED IN

1) Danny Goodwin	301
2) Stefen Romero	274
3) Randy Bass	273
T-4) Tom Kelly	263
Bryan LaHair	263
6) Rick Renick	227
7) Bob Perry	225
8) Dan Rohrmeier	224
9) Jeff Clement	223
10) Mike Carp	221
11) Kelvin Moore	213
12) Matt Tuiasosopo	206
13) Dick Phillips	198
14) Bill Hain	196
15) Ron Witmeyer	193
16) Carlos Peguero	184
17) Rob Nelson	182
18) Alex Liddi	177
T-19) Dusty Rhodes	175
Dan Vogelbach	175

WALKS

1) Tom Kelly	362
2) Randy Bass	294
3) Danny Goodwin	237
4) Gil Garrido	226
5) Dusty Rhodes	212
6) Rick Renick	197
7) Dan Vogelbach	195
8) Gary Jones	194
9) Matt Tuiasosopo	190
10) Doug Jennings	189
11) Dick Phillips	184
12) Ricky Peters	183
13) Craig Kuckick	173
14) Ron Witmeyer	170
15) Mike Adams	164
16) Bryan LaHair	162
17) Rob Nelson	159
18) Brad Seitzer	157
T-19) Jeff Clement	155
T-20) Bob Farley	154
Eric Fox	154

STRIKEOUTS


1) Bryan LaHair	378
2) Matt Tuiasosopo	354
3) Carlos Peguero	341
4) Alex Liddi	331
5) Kelvin Moore	316
6) Rick Renick	308
7) Danny Goodwin	307
8) Bob Perry	306
9) Tom Kelly	297
10) Larry Arndt	277
11) Mike Carp	273
12) Bill Hain	269
13) Stefen Romero	267
14) Mike Wilson	265
15) Cade Marlowe	256
16) Gil Garrido	255
17) Randy Bass	253
18) Jeff Clement	252
19) Brian O'Keefe	251
20) Rob Nelson	248

STOLEN BASES

1) Del Alston	92
2) Cade Marlowe	79
3) Mike Davis	76
4) Ian Miller	75
5) Ricky Peters	72
6) Luis Polonia	71
T-7) Jamal Strong	70
Ryan Bliss	70
9) Jimmy Sexton	65
10) Lance Blankenship	61
11) Keith Thrower	57
12) Jose Cardenal	56
13) Eric Fox	55
14) James Buccheri	54
15) Forrest Wall	52
16) Samad Taylor	50
17) Mike Woodard	49
T-18) Tom Romano	48
Charles Gipson	48
T-20) Gil Garrido	47
Scott Podsednik	47
19) Shin Soo Choo	46
20) Larry Arndt	45



Raul Ibanez (1996-2000, 2004) ranks among the top 20 Tacoma franchise batting leaders in runs scored (178), hits (314), total bases (501) and doubles (64).



After four seasons in a Rainiers uniform, outfielder Stefen Romero cemented himself in the franchise record books, ranking among the top 20 Tacoma players in games (351), at-bats (1420), runs (224), hits (424), total bases (730), doubles (91), triples (16), home runs (61) and RBI (274).

CAREER PITCHING LEADERS

WINS

1) Ron Herbel.....	43
2) Mark Wiley.....	40
3) Steve Luebber.....	39
4) Eddie Bane.....	38
T-5) Gerry Thomas.....	36
Brian Sweeney.....	36
7) Mike Pazik.....	34
T-8) Juan Veintidos.....	30
Curt Young.....	30
T-10) Jim Hughes.....	28
Danny Rivas.....	28
Chris Seddon.....	28
T-13) Gaylord Perry.....	27
Ryan Franklin.....	27
T-15) Bill Hands.....	26
Eddie Fisher.....	26
Dick LeMay.....	26
Cha Seung Baek.....	26
19) Andy Baldwin.....	25
T-20) Bob Garibaldi.....	24
George Sherrod.....	24

LOSSES

1) Ron Herbel.....	46
2) Tim Harikkala.....	35
3) Steve Luebber.....	34
4) Jim Hughes.....	33
T-5) Eddie Bane.....	32
Mark Wiley.....	32
7) Gerry Thomas.....	31
8) George Sherrod.....	30
9) Darren McCaughan.....	28
T-10) Juan Veintidos.....	26
Brian Sweeney.....	26
T-12) Bob Garibaldi.....	25
Ryan Franklin.....	25
T-14) Rich Bordi.....	24
Danny Rivas.....	24
T-16) Scott Atchison.....	23
Andy Baldwin.....	23
T-18) Jim Constable.....	22
Dick LeMay.....	22
Dave Otto.....	22
Al Stanek.....	22
Mac Suzuki.....	22

EARNED RUN AVERAGE*

1) Tom Johnson.....	2.29
2) Brian Snyder.....	2.43
3) Dom Zanni.....	2.49
4) Gaylord Perry.....	2.50
5) Archie Reynolds.....	2.58
6) Kevin Campbell.....	2.70
7) Joe Decker.....	2.71
8) Carl Shelen.....	2.75
9) Chuck Hartenstein.....	2.82
10) Billy Connors.....	2.84
11) Tom Brennan.....	2.85
T-12) John Pregonzer.....	2.86
Dave Von Ohlen.....	2.86
14) Frank Linzy.....	2.91
15) Bob Tiefenauer.....	2.96
16) Jorge Campillo.....	2.97
17) Bruce Walton.....	2.99
18) Jim Colborn.....	3.03
19) Roy Thomas.....	3.05
20) Roger Slagle.....	3.07

*minimum 150 innings pitched

GAMES

T-1) Bruce Walton.....	151
Scott Atchison.....	151
3) John Pregonzer.....	149
4) Cesar Jimenez.....	147
5) Len Church.....	146
6) Brian Sweeney.....	144
T-7) Ron Herbel.....	136
Logan Bawcom.....	136
9) Bert Bradley.....	131
T-10) Mark Wiley.....	128
Mike Raczka.....	128
Weston Weber.....	128
13) Dick LeMay.....	126
14) Ken Gill.....	122
15) George Sherrod.....	118
16) Tim Peek.....	117
17) Kevin Campbell.....	116
18) Ryan Franklin.....	109
T-19) Bill Hands.....	108
Rich Bordi.....	108

GAMES STARTED

1) Ron Herbel.....	110
T-2) Eddie Bane.....	88
Gerry Thomas.....	88
4) Steve Luebber.....	86
5) Darren McCaughan.....	84
6) Tim Harikkala.....	76
7) Jim Hughes.....	75
T-8) Juan Veintidos.....	71
Ryan Franklin.....	71
10) Brian Sweeney.....	66
T-11) Danny Rivas.....	65
Cha Seung Baek.....	65
T-13) Chris Seddon.....	64
Andrew Carraway.....	64
T-15) Bob Garibaldi.....	62
Mike Pazik.....	62
17) Mark Wiley.....	60
18) Andy Baldwin.....	58
19) Curt Young.....	56
T-20) Al Stanek.....	54
Joe Slusarski.....	54

COMPLETE GAMES

1) Steve Luebber.....	37
2) Ron Herbel.....	36
3) Mike Pazik.....	33
4) Eddie Bane.....	31
T-5) Gerry Thomas.....	30
Mark Wiley.....	30
T-7) Eddie Fisher.....	25
Jim Hughes.....	25
T-9) Bob Garibaldi.....	23
Gaylord Perry.....	23
11) Juan Veintidos.....	20
T-12) Rich Bordi.....	18
Larry McCall.....	18
T-14) Jim Colborn.....	16
Danny Rivas.....	16
Al Stanek.....	16
T-17) Steve Baker.....	15
Billy Connors.....	15
19) Dick LeMay.....	14
20) Joe Decker.....	13

SHUTOUTS

1) Steve Luebber.....	8
T-2) Mike Pazik.....	6
Gaylord Perry.....	6
Bill Hands.....	6
T-5) Eddie Fisher.....	5
Ron Herbel.....	5
Larry McCall.....	5
Gerry Thomas.....	5
Juan Veintidos.....	5
T-10) Steve Baker.....	4
Eddie Bane.....	4
Joe Decker.....	4
Dick Estelle.....	4
Dave Goltz.....	4
Mark Wiley.....	4
Bill Butler.....	4
Frank Linzy.....	4
Georges Maranda.....	4
T-19) Several with.....	3

SAVES

1) Jim Corsi.....	36
2) Bruce Walton.....	35
3) Todd Williams.....	33
4) Logan Bawcom.....	29
T-5) Joe Bitter.....	27
Dick LeMay.....	27
Sandy Wihtol.....	27
T-8) Steve Gajkowski.....	26
Tom Johnson.....	26
Randy Messenger.....	26
11) Kevin Gryboski.....	24
T-12) Ken Gill.....	23
Jon Huber.....	23
T-14) Bert Bradley.....	22
Dave Leiper.....	22
Masao Kida.....	22
17) Matt Festa.....	21
18) George Sherrill.....	20
T-19) Bobby Cuellar.....	19
Scott Patterson.....	19
Blake Parker.....	19

INNINGS PITCHED

1) Ron Herbel.....	749.0
2) Steve Luebber.....	607.0
3) Gerry Thomas.....	591.0
4) Eddie Bane.....	582.0
5) Brian Sweeney.....	528.2
6) Ryan Franklin.....	521.1
7) Jim Hughes.....	510.0
8) Mark Wiley.....	504.0
9) Juan Veintidos.....	482.0
10) Tim Harikkala.....	475.0
11) George Sherrod.....	464.0
12) Darren McCaughan.....	460.1
13) Mike Pazik.....	444.0
14) Bob Garibaldi.....	437.0
15) Danny Rivas.....	434.0
16) Andy Baldwin.....	417.0
17) Dick LeMay.....	411.0
18) Rich Bordi.....	407.1
19) Scott Atchison.....	391.1
20) Gaylord Perry.....	385.0

CAREER PITCHING LEADERS

HITS

1) Ron Herbel.....	742
2) Eddie Bane.....	614
3) Steve Luebber.....	592
4) Tim Harikkala.....	589
5) Brian Sweeney.....	572
6) Mark Wiley.....	560
7) Jim Hughes.....	553
8) Gerry Thomas.....	546
9) Ryan Franklin.....	536
10) George Sherrod.....	482
11) Andy Baldwin.....	474
12) Juan Veintidos.....	471
13) Darren McCaughan.....	470
14) Bob Garibaldi.....	440
15) Chris Seddon.....	415
16) Danny Rivas.....	405
17) Andrew Carraway.....	404
18) Rich Bordi.....	401
T-19) Mike Pazik.....	398
Cha Seung Baek.....	398

RUNS

1) Ron Herbel.....	368
2) Eddie Bane.....	345
3) Jim Hughes.....	316
4) Tim Harikkala.....	301
5) Steve Luebber.....	295
6) Ryan Franklin.....	289
7) Juan Veintidos.....	287
8) Darren McCaughan.....	285
9) Brian Sweeney.....	278
10) Gerry Thomas.....	271
11) Mark Wiley.....	269
12) Andy Baldwin.....	260
13) Chris Seddon.....	227
14) Andrew Carraway.....	225
15) Bob Garibaldi.....	219
16) George Sherrod.....	218
17) Mike Pazik.....	217
18) Danny Rivas.....	208
19) Rich Bordi.....	205
20) Johnny Guzman.....	204

EARNED RUNS

1) Ron Herbel.....	299
2) Darren McCaughan.....	267
3) Tim Harikkala.....	266
4) Jim Hughes.....	263
5) Eddie Bane.....	262
6) Juan Veintidos.....	251
7) Steve Luebber.....	250
8) Ryan Franklin.....	248
9) Brian Sweeney.....	243
10) Gerry Thomas.....	241
11) Andy Baldwin.....	219
12) Chris Seddon.....	208
13) Mark Wiley.....	206
14) Andrew Carraway.....	203
15) Bob Garibaldi.....	194
16) Mike Pazik.....	189
17) Danny Rivas.....	185
18) George Sherrod.....	181
19) Scott Atchison.....	178
20) Forrest Snow.....	177

HOME RUNS

1) Darren McCaughan.....	84
2) Ryan Franklin.....	74
3) Brian Sweeney.....	64
4) Jim Hughes.....	63
5) Eddie Bane.....	58
6) Gerry Thomas.....	54
7) Ron Herbel.....	53
8) Forrest Snow.....	50
9) Andy Baldwin.....	47
T-10) Juan Veintidos.....	46
Bob Garibaldi.....	46
Andrew Carraway.....	46
T-13) Craig Anderson.....	45
Casey Lawrence.....	45
T-15) Steve Luebber.....	44
Cha Seung Baek.....	44
Chris Seddon.....	44
18) Mike Pazik.....	43
19) Tim Harikkala.....	42
T-20) Al Stanek.....	41
Blake Beavan.....	41

WALKS


1) Juan Veintidos.....	337
2) Steve Luebber.....	259
3) Eddie Bane.....	253
4) Jim Hughes.....	243
5) Ron Herbel.....	232
6) Gerry Thomas.....	225
7) Danny Rivas.....	203
8) Mike Pazik.....	193
9) Al Stanek.....	179
10) Reggie Harris.....	175
11) Tim Harikkala.....	166
12) Mark Wiley.....	154
13) Chris Seddon.....	152
14) Weston Weber.....	151
15) Joe Law.....	149
T-16) Danny Fife.....	146
Mac Suzuki.....	146
18) Reese Lambert.....	145
19) Tom Dozier.....	142
20) Tim Birtsas.....	139

STRIKEOUTS

1) Ron Herbel.....	443
2) Steve Luebber.....	431
3) Darren McCaughan.....	414
4) Brian Sweeney.....	403
5) Ryan Franklin.....	388
6) Gerry Thomas.....	354
7) Scott Atchison.....	345
8) Eddie Bane.....	333
9) Tim Harikkala.....	318
10) Bob Garibaldi.....	315
11) Juan Veintidos.....	310
12) Bill Hands.....	308
13) Forrest Snow.....	305
14) Al Stanek.....	303
T-15) Dick Estelle.....	284
Mark Wiley.....	284
17) Jim Hughes.....	279
18) Andy Baldwin.....	277
19) Mike Pazik.....	275
20) Danny Rivas.....	273

WILD PITCHES

1) Steve Luebber.....	34
T-2) Dave Otto.....	26
Forrest Snow.....	26
T-4) Reggie Harris.....	25
Jim Hughes.....	25
Andrew Carraway.....	25
T-7) Mark Wiley.....	24
Jim Gideon.....	24
T-9) Danny Fife.....	23
Stan Kyles.....	23
Danny Rivas.....	23
Chris Seddon.....	23
Brian Sweeney.....	23
T-14) Ron Herbel.....	22
Juan Veintidos.....	22
16) Tom Dozier.....	21
T-17) Bob Garibaldi.....	20
Bill Hands.....	20
Cesar Jimenez.....	20
James Paxton.....	20



Major League Baseball Hall-of-Famer Gaylord Perry (1960-63) ranks among Tacoma's top 20 franchise pitching leaders in wins (27), ERA (2.50), complete games (23), shutouts (6) and innings pitched (385.0).

SINGLE-SEASON BATTING LEADERS

AVERAGE

Montero, Jesus	2015	355
Raabe, Brian	1997	352
Neel, Troy	1992	351
Marmolejos, Jose	2021	338
Gray, Gary	1980	335
Bostock, Lyman	1974	333
Holt, Jim	1972	333
Davis, Brock	1970	332
Moore, Kelvin	1981	327
Fanzone, Carmen	1971	327

GAMES

Alou, Jesus	1963	158
Garrido, Gil	1963	154
Garrido, Gil	1962	153
Alou, Matty	1960	150
Garrido, Gil	1961	148
Littleton, Larry	1980	148
Jones, Clarence	1968	146
Kusick, Craig	1973	144
Phillips, Dick	1961	144
O'Connell, Danny	1960	143
Dietz, Dick	1964	143

AT-BATS

Alou, Jesus	1963	648
Garrido, Gil	1963	640
Alou, Matty	1960	627
Garrido, Gil	1962	607
Reed, Jeremy	2007	564
Garrido, Gil	1961	563
Liddi, Alex	2011	559
Nettles, Jim	1973	553
LaHair, Bryan	2007	552
Polonia, Luis	1986	549

RUNS

Liddi, Alex	2011	121
Powell, Hosken	1977	107
Alou, Jesus	1963	102
Kusick, Craig	1973	102
Jones, Gary	1987	102
Raabe, Brian	1997	101
Jennings, Doug	1989	99
Lydy, Scott	1994	98
Polonia, Luis	1986	98
Three tied with	97

HITS

Alou, Jesus	1963	210
Alou, Matty	1960	192
Raabe, Brian	1997	191
Garrido, Gil	1963	170
Reed, Jeremy	2007	169
Moore, Kelvin	1981	166
Davis, Brock	1970	166
Polonia, Luis	1986	165
Garrison, Webster	1993	165
Jose, Felix	1988	161
Holt, Jim	1972	161

RUNS BATTED IN

Rohrmeier, Dan	1997	120
Garrett, Adrian	1971	119
Bass, Randy	1977	117
Gorinski, Bob	1976	110
Vosler, Jason	2024	110
Moore, Kelvin	1981	109
Walton, Danny	1974	109
Nelson, Rob	1986	108
Fanzone, Carmen	1971	106
Scheiner, Jake	2023	105

TOTAL BASES

Garrett, Adrian	1971	292
Moore, Kelvin	1981	291
Rohrmeier, Dan	1997	290
Alou, Matty	1960	289
Alou, Jesus	1963	283
Walton, Danny	1974	277
Fanzone, Carmen	1971	277
Raabe, Brian	1997	276
Rohrmeier, Dan	1998	275
Liddi, Alex	2011	273

DOUBLES

Rohrmeier, Dan	1998	51
LaHair, Bryan	2007	46
Alexander, Chad	2001	45
Rohrmeier, Dan	1997	43
Betts, Todd	2001	40
Thomas, Juan	2001	39
Alou, Matty	1960	39
Neill, Mike	2000	38
Diaz, Victor	2008	38
Lydy, Scott	1994	37
Reed, Jeremy	2007	37
Romero, Stefan	2015	37

TRIPLES

Ward, Kevin	1990	14
Rhomberg, Kevin	1980	14
Thurman, Gary	1995	12
Abbott, Kurt	1993	11
Coggins, Frank	1971	10
Sain, Tom	1977	10
Kelly, Kenny	2002	10
Six tied with	9

HOME RUNS

Garrett, Adrian	1971	43
Walton, Danny	1974	35
Rohrmeier, Dan	1997	33
Halman, Greg	2010	33
Moore, Kelvin	1981	31
Vosler, Jason	2024	31
Liddi, Alex	2011	30
Scheiner, Jake	2023	30
Zapp, AJ	2004	29
Carp, Mike	2010	29

STRIKEOUTS

Zapp, AJ	2004	184
DeLoach, Zach	2023	173
Liddi, Alex	2011	170
Halman, Greg	2010	169
Peguero, Carlos	2013	156
Taylor, Samad	2024	156
Diaz, Victor	2008	149
Thomas, Juan	2001	141
Moore, Kelvin	1981	140
Howard, Steve	1989	135
Tenbrink, Nate	2013	135

HIT BY PITCH

Thomas, Dillon	2021	18
Jennings, Doug	1989	16
Raabe, Brian	1997	16
Santiago, Ramon	2005	15
Ward, Kevin	1990	14
Triunfel, Carlos	2012	13
Wathan, Dusty	2000	12
Horner, Jim	2001	12
Holbert, Aaron	2002	12
Tuiasosopo, Matt	2008	12
Carp, Mike	2009	12

STOLEN BASES

Sexton, Jimmy	1981	56
Wall, Forrest	2022	52
Bliss, Ryan	2024	50
Taylor, Samad	2024	50
Alston, Del	1979	43
McNealy, Rusty	1983	43
Marlowe, Cade	2024	43
Cardenal, Jose	1964	40
Davis, Mike	1982	40
Thrower, Keith	1985	40
Blankenship, Lance ..	1988	40

INTENTIONAL WALKS

Garrett, Adrian	1971	16
Bass, Randy	1977	15
Holt, Jim	1972	13
Cage, Wayne	1980	12
Larker, Norm	1964	11
Neel, Troy	1992	11
Bass, Randy	1976	11
Jones, Clarence	1968	11
Boles, Carl	1964	10
Bobb, Randy	1969	10

WALKS

Jones, Gary	1987	123
Maloof, Jack	1976	116
Bass, Randy	1977	114
Bass, Randy	1976	107
Kusick, Craig	1973	103
Nelson, Rob	1987	97
Blankenship, Lance ..	1988	96
Phillips, Dick	1961	94
Adams, Mike	1972	93
Jennings, Doug	1989	93

SINGLE-SEASON PITCHING LEADERS

WINS

Hands, Bill	1965	17
Fisher, Eddie	1960	17
Thomas, Gerry	1963	16
Herbel, Ron	1961	16
Perry, Gaylord	1961	16
Clark, Bryan	1989	15
Wiley, Mark	1976	15
Bane, Eddie	1975	15
Rodriguez, Roberto ..	1971	15
Seven tied with		14

LOSSES

Herbel, Ron	1963	18
Harris, Reggie	1992	16
Wiley, Mark	1976	15
Rivas, Danny	1962	15
Choate, Don	1960	15
Colton, Larry	1970	14
Fife, Danny	1973	14
Lambert, Reese	1988	14
Constable, Jim	1963	14
Herbel, Ron	1962	14
Jaeckel, Paul	1966	14

EARNED RUN AVERAGE*

Codioli, Chris	1982	1.90
Hands, Bill	1965	2.19
Colborn, Jim	1969	2.28
Reynolds, Archie	1969	2.32
Stark, Denny	2001	2.37
Luebber, Steve	1975	2.39
Zanni, Dom	1960	2.44
Baker, Steve	1982	2.48
Perry, Gaylord	1962	2.48
Brennan, Tom	1980	2.49

* minimum 0.8 IP/team game played

GAMES

Gill, Ken	1972	70
Hands, Bill	1964	68
Bradley, Bert	1983	65
Peek, Tim	1993	60
Hensley, Chuck	1983	59
Gryboski, Kevin	2001	58
Daviault, Ray	1961	58
Peek, Tim	1992	57
Tiefenthaler, Verle ..	1961	56
Saunders, Dennis	1972	56
Wiley, Mark	1974	56
Kaye, Justin	2001	56

GAMES STARTED

Thomas, Gerry	1962	34
Thomas, Gerry	1963	33
Fisher, Eddie	1960	32
Stanek, Al	1964	32
Herbel, Ron	1963	32
Wiley, Mark	1976	31
Maranda, Georges ..	1961	31
Bane, Eddie	1975	31
Luebber, Steve	1972	31
Four tied with		30

EARNED RUNS

Lawrence, Casey	2024	109
Colton, Larry	1970	104
Seddon, Chris	2011	104
French, Luke	2011	102
Atherton, Keith	1982	97
Allison, Dana	1994	97
Hughes, Jim	1974	96
Swiacki, Bill	1982	95
Harris, Reggie	1992	95
Luebber Steve	1977	92

SHUTOUTS

Hands, Bill	1965	6
Luebber, Steve	1972	5
Fisher, Eddie	1960	4
Perry, Gaylord	1961	4
Linz, Frank	1964	4
McCall, Larry	1978	4
Maranda, Georges ..	1961	4
14 tied with		3

SAVES

Williams, Todd	2000	32
Bitker, Joe	1990	26
Messenger, Randy ..	2009	25
Gajkowski, Steve	1998	24
Gryboski, Kevin	2001	22
Kida, Masao	2005	22
Bawcom, Logan	2013	21
Walton, Bruce	1991	20
Parker, Blake	2016	19
Gill, Ken	1973	17

INNINGS PITCHED

Fisher, Eddie	1960	239.0
Herbel, Ron	1963	230.0
Thomas, Gerry	1963	229.0
Stanek, Al	1964	223.0
Colton, Larry	1970	221.0
Wiley, Mark	1976	219.0
Perry, Gaylord	1961	219.0
Thomas, Gerry	1962	216.0
Luebber, Steve	1972	215.0
Overton, Joe	1965	209.0

HITS

Wiley, Mark	1976	267
Fisher, Eddie	1960	229
Colton, Larry	1970	226
Thomas, Gerry	1963	220
Atherton, Keith	1982	214
Swiacki, Bill	1982	214
Herbel, Ron	1963	209
Perry, Gaylord	1961	208
Garibaldi, Bob	1963	205
Allison, Dana	1994	204
Harikala, Tim	1996	204

RUNS

Bane, Eddie.....	1975.....	118
Wiley, Mark.....	1976.....	116
Colton, Larry.....	1970.....	116
French, Luke.....	2011.....	115
Swiacki, Bill.....	1982.....	111
Lawrence, Casey	2024.....	111
Atherton, Keith.....	1982.....	108
Hughes, Jim.....	1974.....	108
Fife, Danny.....	1973.....	108
Harris, Reggie.....	1992.....	108
Seddon, Chris.....	2011.....	108

HOME RUNS

Lawrence, Casey 2024 34
Hughes, Jim 1974 31
French, Luke 2011 30
McCaughan, Darren 2023 30
Franklin, Ryan 2000 28
Anderson, Craig 2003 27
Atherton, Keith 1982 26
Ramsay, Rob 2001 26
Matos, Josue 2002 25
Cruceta, Francisco 2006 25

WALKS

Belcher, Tim	1987	133
Berenguer, Juan	1979	129
Harris, Reggie	1992	117
Stanek, Al	1964	108
Rijo, Jose	1985	108
Veintidos, Juan	1976	107
Veintidos, Juan	1974	106
Young, Ray	1990	105
Hughes, Jim	1977	104
Veintidos, Juan	1975	97

STRIKEOUTS

Berenguer, Juan	1979	220
Stanek, Al	1964	220
Luebber, Steve	1972	199
Cruceta, Francisco ..	2006	185
Rijo, Jose	1985	179
Estelle, Dick	1964	167
Conroy, Tim	1985	166
Garibaldi, Bob	1963	160
Hands, Bill	1965	155
Rodriguez, Roberto ..	1971	153

WILD PITCHES

Harris, Reggie	1992	20
Otto, Dave	1989	18
Gideon, Jim	1976	18
Bethke, Rick	1976	18
Cruceta, Francisco ..	2006	18
Berenguer, Juan	1979	17
Colton, Larry	1970	17
Dozier, Tom	1987	17
Rivas, Danny	1962	15
Albury, Vic	1973	15

COMPLETE GAMES

Herbel, Ron	1963	17
Wiley, Mark	1976	16
Garibaldi, Bob	1963	16
Thomas, Gerry	1963	15
Fisher, Eddie	1960	15
Bordi, Rich	1981	15
Luebber, Steve	1975	15
Six tied with		12

INDIVIDUAL FRANCHISE BATTING LEADERS

HIGHEST BATTING AVERAGE, SEASON	355, Jesus Montero (2015)
MOST GAMES, SEASON	158, Jesus Alou (1963)
MOST AT-BATS, SEASON	648, Jesus Alou (1963)
MOST RUNS SCORED, SEASON	121, Alex Liddi (2011)
MOST HITS, SEASON	210, Jesus Alou (1963)
MOST CONSECUTIVE GAMES WITH A HIT	26, Rex Johnston (1965); Chad Akers (1999)
MOST EXTRA-BASE HITS, SEASON	80, Dan Rohrmeier (1997)
MOST DOUBLES, SEASON	51, Dan Rohrmeier (1998)
MOST TRIPLES, SEASON	14, Kevin Ward (1990); Kevin Rhomberg (1980)
MOST HOME RUNS, SEASON	43, Adrian Garrett (1971)
MOST HOME RUNS, SEASON, CHENEY STADIUM	19, Adrian Garrett (1971)
MOST HOME RUNS, GAME	4, Randy Bass (6/9/77 at Phoenix)
MOST HOME RUNS, INNING	2, Garry Smith (4/21/78 vs. Spokane); Roy Staiger (5/4/78 vs. San Jose)
MOST GRAND SLAMS, SEASON	3, Stefen Romero (2013)
MOST RUNS BATTED IN, SEASON	120, Dan Rohrmeier (1997)
MOST TOTAL BASES, SEASON	292, Adrian Garrett (1971)
MOST BASES ON BALLS, SEASON	123, Gary Jones (1987)
MOST BASES ON BALLS, GAME	5, Mike Bordick (5/24/91 vs. Portland); Ty Kelly (8/16/2013 vs. Col Springs); Cooper Hummel (4/30/23 @ Las Vegas)
MOST STRIKEOUTS, SEASON	184, AJ Zapp (2004)
MOST PLATE APPEARANCES/STRIKEOUT, SEASON	30.35, Brian Raabe (1997)
MOST STOLEN BASES, SEASON	56, Jimmy Sexton (1981)
MOST SACRIFICE HITS, SEASON	18, Gil Garrido (1961)
MOST SACRIFICE FLIES, SEASON	14, Aaron Pointer (1969)
MOST TIMES HIT BY PITCH, SEASON	18, Dillon Thomas (2021)
MOST TIMES HIT BY PITCH, GAME	3, Dillon Thomas (8/28/21 vs. Salt Lake)

INDIVIDUAL FRANCHISE PITCHING LEADERS

MOST GAMES PITCHED, SEASON	70, Ken Gill (1972)
MOST GAMES PITCHED IN RELIEF, SEASON	65, Ken Gill (1972); Bert Bradley (1983)
MOST GAMES STARTED, SEASON	34, Gerry Thomas (1962)
MOST GAMES FINISHED, SEASON	52, John Pregenzer (1965)
MOST INNINGS PITCHED, SEASON	239.0, Eddie Fisher (1960)
HIGHEST WINNING PERCENTAGE, SEASON	1.000, Sherman Jones (10-0, 1960)
MOST GAMES WON, SEASON	17, Bill Hands (1965); Eddie Fisher (1960)
MOST GAMES LOST, SEASON	18, Ron Herbel (1963)
MOST SAVES, SEASON	32, Todd Williams (2000)
MOST COMPLETE GAMES, SEASON	17, Ron Herbel (1963)
MOST SHUTOUTS, SEASON	6, Bill Hands (1965)
MOST RUNS ALLOWED, SEASON	118, Eddie Bane (1975)
LOWEST EARNED RUN AVERAGE, SEASON	1.90, Chris Codiroli (1982)
MOST EARNED RUNS ALLOWED, SEASON	104, Larry Colton (1970)
MOST HITS ALLOWED, SEASON	267, Mark Wiley (1976)
MOST HOME RUNS ALLOWED, SEASON	34, Casey Lawrence (2024)
MOST STRIKEOUTS, SEASON	220, Juan Berenguer (1979); Al Stanek (1964)
MOST STRIKEOUTS, GAME	19, Burt Hooton (8/17/71 vs. Eugene)
MOST CONSECUTIVE STRIKEOUTS, GAME	9, Daniel Ponce de Leon (5/21/22 at SAC, to begin game)
MOST BASES ON BALLS, SEASON	133, Tim Belcher (1987)
MOST BASES ON BALLS, INNING	6, Dick Radatz (7/23/67 vs. Portland, Game 2, 3rd inning)
MOST CONSECUTIVE BASES ON BALLS, GAME	6, Dick Radatz (7/23/67 vs. Portland, Game 2, 3rd inning)
MOST HIT BATSMEN, SEASON	13, Jhonathan Diaz (2024)
MOST WILD PITCHES, SEASON	20, Reggie Harris (1992)

TACOMA NO-HITTERS

PITCHED BY TACOMA	PITCHED AGAINST TACOMA
August 26, 1962	Dick LeMay vs. Vancouver (Game Two, 7.0 innings)
September 1, 1963	Gerry Thomas vs. Denver (Game Two, 7.0 innings)
June 22, 1964	Dick Estelle vs. Denver
May 11, 1965	Dick Estelle vs. Hawaii
June 21, 1975	Tom Norton vs. Hawaii
August 24, 1980	Larry McCall vs. Spokane (7.0 innings)
May 14, 1985	Tim Conroy vs. Tucson (Game One, 7.0 innings)
June 10, 1991	Pat Wernig vs. Vancouver
July 3, 2001	Brett Tomko at Oklahoma
July 7, 2001	John Halama vs. Calgary (Perfect Game)
August 14, 1962	Sam Ellis, San Diego
June 24, 1964	Jay Hook, Denver (pitched 9.0 innings of no-hit ball, allowed 2 hits in 10th)
August 18, 1968	Bo Belinsky, Hawaii
May 16, 1973	John D'Aquisto, Phoenix (7.0 innings)
June 13, 1981	George Stablein, Hawaii
August 20, 1983	Scott Garretts, Phoenix (7.0 innings)
June 12, 1984	Andrew Rincon, Hawaii (7.0 innings)
May 31, 1985	Frank Wills, Calgary (Game One, 7.0 innings)
May 1, 2001	Micah Bowie, Sacramento (Game Two, 7.0 innings)
May 14, 2002	Junior Herndon, Portland (Game Two, 7.0 innings)
June 12, 2003	Lindsay Gulin, at Las Vegas

INDIVIDUAL FRANCHISE FIELDING LEADERS

FIRST BASE

HIGHEST FIELDING %.....	.996, Jim Bowie (1994)
MOST PUTOUTS	1312, Roe Skidmore (1969)
MOST ASSISTS	121, Rob Nelson (1986)
MOST ERRORS	23, Craig Kusick (1973)
MOST DOUBLE PLAYS	152, Ron Witmeyer (1992)

SECOND BASE

HIGHEST FIELDING %.....	.987, Mickey Lopez (2003)
MOST PUTOUTS	366, Juan Bonilla (1980)
MOST ASSISTS	422, Juan Bonilla (1980)
MOST ERRORS	22, Dave Oliver (1979)
MOST DOUBLE PLAYS	110, Juan Bonilla (1980)

THIRD BASE

HIGHEST FIELDING %.....	.963, John Ward (1964)
MOST PUTOUTS	109, Kevin Bell (1981)
MOST ASSISTS	283, Kevin Bell (1981)
MOST ERRORS	35, Carmen Fanzone (1971)
MOST DOUBLE PLAYS	33, Mike Champion (1980)

SHORTSTOP

HIGHEST FIELDING %986, Mason McCoy (2022-23)
MOST PUTOUTS	273, Gil Garrido (1962)
MOST ASSISTS	483, Roger Metzger (1970)
MOST ERRORS	37, Roger Metzger (1970)
MOST DOUBLE PLAYS	95, Gil Garrido (1963)

OUTFIELD

HIGHEST FIELDING %.....	.997, Larry Littleton (1980)
MOST PUTOUTS	408, Matty Alou (1960)
MOST ASSISTS	24, Shin-Soo Choo (2005)
MOST ERRORS	15, Mike Poepping (1975)
MOST DOUBLE PLAYS	10, Jim Dunegan (1969)

CATCHER

HIGHEST FIELDING %.....	.995, Bob Barton (1963)
MOST PUTOUTS	641, Larry Cox (1976)
MOST ASSISTS	104, Larry Cox (1976)
MOST ERRORS	23, Larry Cox (1976)
MOST DOUBLE PLAYS	15, Larry Cox (1976)
MOST PASSED BALLS	21, Rob Johnson (2008)

PITCHER

HIGHEST FIELDING %.....	1.000, Bryan Clark (1989, 53 chances)
MOST PUTOUTS	24, Frank Linzy (1964)
MOST ASSISTS	44, Dick LeMay (1969); Bill Swiacki (1982); Reese Lambert, (1988)
MOST ERRORS	8, Ron Herbel (1962)
MOST DOUBLE PLAYS	7, Billy Connors, (1967)

GENERAL TEAM RECORDS

HIGHEST ATTENDANCE, SEASON.....	401,027 (2024)
HIGHEST ATTENDANCE, GAME	12,720 (5/22/87 vs. Edmonton)
MOST WINS, SEASON	97 (1961)
FEWEST WINS, SEASON	45 (1970)
MOST LOSSES, SEASON	98 (1970)
FEWEST LOSSES, SEASON	57 (1961)
HIGHEST WINNING PERCENTAGE, SEASON630 (1961)
LOWEST WINNING PERCENTAGE, SEASON315 (1970)

SIMPSON-KRAFT CHENEY STADIUM HALL OF FAME

INDUCTEE	FEAT(S)	YEAR INDUCTED
Jesus Alou	Star of 1963 T-Giants (.324-11-69), 15 MLB Seasons.	1998
Matty Alou	Hit first Cheney Stadium HR, career .309 hitter in 15 MLB seasons.	1994
Ben Cheney	Tacoma sportsman headed effort to build stadium in 1960.	1990
Red Davis	Managed T-Giants 1960-62. Managed first Tacoma PCL Champions (1961).	1996
Adrian Garrett	Hit Tacoma record 43 HRs in 1971, 272 career minor league HRs.	1993
Gil Garrido	Led PCL shortstops in fielding percentage 1961, 1962, 1963, 1964.	1992
Tom Haller	Hit three HRs in one game at Cheney, 12 seasons as MLB catcher.	1993
Ron Herbel	Record 43 Tacoma wins, Tacoma resident, 9 MLB seasons.	1992
Don Hill	Tacoma radio play-by-play announcer 1960-1984.	1993
Burt Hooton	Struck out 19 batters 8/17/71, posted 1.68 ERA in 1971, 15 MLB seasons.	1996
Clay Huntington	Civic leader helped bring the PCL to Tacoma in 1960, opening night MC.	1992
Tom Kelly	T-Twin 1972-75, 1977; managed two World Series Champions (1987, 1991)	1993
Juan Marichal	Pitched shutout in first Tacoma PCL win, 243 MLB wins, Hall of Fame.	1991
Stan Naccarato	Tacoma General Manager 20 years, put together ownership group in 1971.	1994
Gaylord Perry	Tacoma Giant 1960-63, 314 MLB wins, 2 Cy Young Awards, Hall of Fame.	1991
Dick Phillips	Only Tacoma player to win PCL Most Valuable Player (1961).	1992
Dusty Rhodes	1954 World Series MVP finished career with T-Giants 1960-62.	1991

YEAR-BY-YEAR RECORDS VS. PCL OPPONENTS (1960-79)

	1960	1961	1962	1963	1964	1965	1966	1967	1968	1969	1970	1971	1972	1973	1974	1975	1976	1977	1978	1979
Albuquerque																				
Arkansas					3-3	3-5							3-13	8-4	4-8	8-4	6-6	12-8	8-4	5-7
Calgary																				
Colorado Springs																				
Dallas-Fort Worth				8-6	2-5															
Denver				10-4	5-3	2-5	5-3	4-4	4-4											
Edmonton																				
El Paso																				
Eugene										7-13	6-16	12-10	11-17	14-18						
Fresno																				
Hawaii			17-5	12-10	9-13	11-11	12-8	11-9	12-8	10-10	6-14	12-8	17-11	14-18	17-15	15-17	16-17	10-12	12-8	11-11
Iowa																				
Indianapolis					5-3	7-1	3-5	3-5	3-5											
Las Vegas																				
Memphis																				
Nashville																				
New Orleans																				
Oklahoma (City)				7-7	5-3	3-5	3-5	3-5	6-2											7-5
Ogden																				
Omaha																				
Phoenix							3-5	5-3	1-7	12-8	6-14	10-10	6-10	6-6	6-6	5-7	6-6	7-13	7-5	4-8
Portland			11-11	16-6	10-12	8-14	13-7	9-11	6-14	11-9	16-6	9-13	10-9	12-16						
Reno																				
Round Rock																				
Sacramento	13-9															16-16	19-13	11-21		
Salt Lake (City)	11-11	10-12	13-9	9-5	3-5	5-3										6-4	7-5	8-4	12-8	7-5
San Diego	10-12	16-6	11-11	6-8	8-14	5-3	2-6	5-3	3-5											
San Jose																		10-10	6-6	
Seattle	12-10	13-9	13-9	13-9	11-11	7-13	6-14	11-9	8-12											
Sugar Land																				
Spokane	9-13	15-7	12-10	7-15	12-10	9-11	9-11	10-10	6-14	11-11	3-19	14-8		10-22	19-13	15-15	21-11	10-11	11-9	10-12
Tucson										16-4	6-14	10-10	8-8	5-7	7-4	4-8	8-4	7-13	8-4	7-5
Tulsa							2-6	5-3	4-4											
Vancouver	15-7	10-12	10-12		9-11	9-11	10-10	9-11	12-8	14-8									14-6	12-9
TOTALS	81-73	97-57	81-73	79-79	73-82	75-72	63-85	73-75	65-83	86-60	45-98	78-65	65-83	65-79	75-66	73-69	76-69	68-75	80-57	74-73

YEAR-BY-YEAR RECORDS VS. PCL OPPONENTS (1980-99)

	1980	1981	1982	1983	1984	1985	1986	1987	1988	1989	1990	1991	1992	1993	1994	1995	1996	1997	1998	1999
Albuquerque	7-5	3-5	7-9	6-8	11-5	4-11-1	8-8	7-9	4-12	10-6	7-8	3-5	4-4	5-11	3-12	9-7	7-8	9-7	4-4	8-0
Arkansas																				
Calgary					6-10	10-6	10-6	7-9	7-9	6-10	8-8	12-14	9-17	9-7	8-8	6-10	7-9	12-4	11-5	7-9
Colorado Springs									8-8	7-9	7-9	3-5	2-5	10-6	7-8	7-9	9-7	8-7	6-2	4-3
Dallas-Fort Worth																				
Denver																				
Edmonton		15-7	12-4	8-8	8-8	9-7	8-8	11-5	7-9	8-8	7-9	12-12	13-13	9-7	6-10	11-5	8-8	10-6	7-9	7-7
El Paso																				
Eugene																				
Fresno																			6-2	4-4
Hawaii																				
Iowa	9-13	9-12	10-6	7-9	6-10	8-8	7-9	10-6											4-4	3-5
Indianapolis																				
Las Vegas				6-11	5-8	7-9	6-10	6-10	6-10	8-8	10-6	4-4	2-6	11-5	7-9	11-5	7-9	9-6	5-3	6-2
Memphis																			2-6	5-3
Nashville																			4-4	2-5
New Orleans																			3-5	4-4
Oklahoma (City)																			4-4	5-3
Ogden																				
Omaha	4-8																			
Phoenix	11-1	5-2	10-6	9-5	8-8	5-11	9-7	6-10	8-8	12-4	9-6	2-6	2-6	7-9	7-9	7-9	9-7	7-9		
Portland		12-10	9-7	8-8	10-6	8-7	10-6	10-6	9-7	7-9	6-10	12-12	8-18	7-8						
Reno																				
Round Rock																				
Sacramento																				
Salt Lake (City)					7-8										10-6	9-7	9-7	9-7	4-4	1-6
San Diego																				
San Jose																				
Seattle																				
Spokane	12-10	11-11	10-6																	
Sugar Land																				
Tucson																				
Tulsa	4-8	7-1	9-7	9-9	7-9	9-7	7-9	11-4	8-8	11-5	10-6	5-3	4-4	4-12	5-11	4-12	5-11	7-8	4-4	6-2
Vancouver																				
TOTALS	9-13	13-8	9-7	5-11	7-9	10-6	7-9	10-6	5-11	8-7	11-5	10-12	12-14	7-9	8-8	4-12	8-7	4-12	8-8	5-11
	74-74	78-61	84-59	65-77	69-71	66-76	72-72	78-65	62-62	77-66	75-67	63-73	56-87	69-74	61-81	68-76	69-73	75-66	77-67	69-70

FRONT
OFFICE

CHENEY
STADIUM

COACHING
STAFF

2025
RAINIERS

2024 SEASON
REVIEW

OPPONENTS

HISTORY &
RECORDS

MEDIA &
MISC.

	2000	2001	2002	2003	2004	2005	2006	2007	2008	2009	2010	2011	2012	2013	2014	2015	2016	2017	2018	2019
Albuquerque	1-3			0-4	4-0	0-4	0-4	2-2	4-0	2-2	3-1	2-2	1-3	2-2	9-7	8-8	9-7	8-7	9-7	9-7
Arkansas																				
Calgary	6-10	10-6	8-5																	
Colorado Springs	4-0	4-4	5-3	1-3	3-1	6-10	11-5	7-9	6-10	8-8	7-9	8-8	4-12	11-5	2-2	2-2	4-0	1-3	2-2	2-2
Dallas-Fort Worth																				
Denver																				
Edmonton	11-5	11-5	6-10	7-9	12-4															
El Paso																				
Eugene																				
Fresno	9-6	6-2	5-3	9-7	8-8	9-7	9-7	8-8	10-6	10-6	7-9	8-8	7-9	8-8	9-7	10-6	9-7	4-12	7-9	9-7
Hawaii																				
Iowa	4-0	3-5	5-3	2-2	0-3	4-0	2-2	1-3	1-3	1-3	0-4	3-1	3-1	2-2	2-2	1-3	4-0	2-2	4-0	1-3
Indianapolis																				
Las Vegas	8-9	5-3	2-6	5-11	10-6	12-4	9-7	10-6	11-5	8-8	9-7	9-7	7-9	10-6	8-8	8-8	6-10	8-7	7-9	6-10
Memphis	1-3	6-2	3-5	3-1	3-1	3-1	2-2	3-1	2-2	3-1	0-4	2-2	2-2	2-2	2-2	2-2	2-2	1-3	1-2	1-2
Nashville	3-1	3-5	5-3	4-0	1-2	3-1	1-3	2-2	3-1	3-1	2-2	3-1	1-3	3-1	4-0	3-1	2-2	2-2	3-1	1-3
New Orleans	2-2	2-6	3-5	0-4	2-2	2-2	1-3	0-4	2-2	2-2	4-0	2-2	1-3	3-1	3-1	3-1	1-2-1	3-1	2-1	1-3
Oklahoma City	1-3	7-1	3-5	1-3	2-2	0-4	3-1	3-1	2-2	2-2	1-2	2-2	3-1	0-4	4-0	2-2	2-2	2-2	1-2	0-3
Ogden																				
Omaha	2-1	4-4	3-5	4-0	3-1	1-3	4-0	2-2	4-0	2-2	0-4	0-4	2-2	0-4	2-2	1-3	3-1	2-2	2-1	2-1
Phoenix																				
Portland																				
Reno		9-7	7-9	8-8	7-9	11-5	9-7	9-7	11-5	13-3	11-5									
Round Rock																				
Sacramento	7-9	5-3	4-4	6-10	6-10	8-8	8-8	7-9	9-7	7-9	8-8	6-10	7-9	10-6	8-8	5-11	8-8	11-6	9-7	4-12
Salt Lake	6-10	3-5	3-5	7-9	10-6	11-5	8-8	5-11	5-11	6-10	12-4	7-9	7-9	7-9	8-8	5-11	13-3	6-10	4-12	8-7
San Antonio																				
San Diego																				
San Jose																				
Seattle																				
Spokane																				
Sugar Land			</																	

YEAR-BY-YEAR RECORDS VS. PCL OPPONENTS (2020-)

TEAM	2021	2022	2023	2024
Albuquerque	4-2	5-7	6-6	5-7
Arkansas				
Calgary				
Colorado Springs				
Dallas-Fort Worth				
Denver				
Edmonton				
El Paso	7-5	4-2	8-4	5-7
Eugene				
Fresno				
Hawaii				
Iowa				
Indianapolis				
Las Vegas	10-8	10-14	9-9	10-8
Memphis				
Nashville				
New Orleans				
Oklahoma City	0-0	7-5	9-6	7-8
Ogden				
Omaha				
Phoenix				
Portland				
Reno	14-10	8-13	13-11	19-8
Round Rock	7-4	6-3	4-11	9-3
Sacramento	16-8	14-10	9-9	6-12
Salt Lake	17-12	15-15	11-13	14-10
San Antonio				
San Diego				
San Jose				
Seattle				
Spokane				
Sugar Land	3-3	3-9	8-4	7-5
Tucson				
Tulsa				
Vancouver				
TOTALS	78-52	72-78	77-73	82-68

HISTORY & RECORDS

MEDIA & MISC.

OPONENTS

2024 SEASON REVIEW

2025 RAINIERS

COACHING STAFF

CHENEY STADIUM

FRONT OFFICE

ALL-TIME RECORDS VS. PCL OPPONENTS

	1960-65 GIANTS	1966-71 CUBS	1972-77 TWINS	1978 YANKEES	1979-80 TUGS/TIGERS	1981-84 TIGERS	1995-Pres. RAINIERS	TOTALS	PCT
Albuquerque								273-290-1	.484
Arkansas	6-8			8-4	12-12	82-113-1	130-118	6-8	.429
Calgary						82-98	67-58	149-156	.485
Colorado Springs						44-50	130-124	174-174	.500
Dallas-Fort Worth	10-11							10-11	.476
Denver	17-12	13-11						30-23	.566
Edmonton						133-115	90-68	223-183	.549
El Paso							69-69	69-69	.500
Eugene		25-39	25-35					50-74	.403
Fresno							171-148	171-148	.536
Hawaii	61-47-1	58-62	89-90	12-8	20-24	57-60	52-51	297-291-1	.505
Iowa								52-51	.505
Indianapolis	12-4	9-15				78-96	235-210	313-306	.506
Las Vegas								51-51	.500
Memphis								58-44	.569
Nashville							46-56-1	46-56-1	.447
New Orleans							73-70	100-97	.508
Oklahoma City	15-15	12-12			11-13			11-13	.458
Ogden							50-51	50-51	.495
Omaha								217-231	.484
Phoenix		37-47	36-48	7-5	15-9	99-97	23-25	383-352	.521
Portland	68-62	61-62	12-16	7-13	24-20	116-114	95-65	120-151	.443
Reno							120-151	54-40	.574
Round Rock								247-260	.487
Sacramento	13-9		46-50		12-12	35-34	188-201	403-387-1	.509
Salt Lake City	51-45	19-18	49-33-1	7-2			230-243	1-2	.333
San Antonio							1-2	66-68	.493
San Diego	56-54	10-14						16-16	.500
San Jose			10-10	6-6				94-96	.495
Seattle	69-61	25-35						246-259	.487
Spokane	64-66	53-73	75-72	11-9	22-22	21-17		21-21	.500
Sugar Land							21-21	317-302	.512
Tucson		32-28	39-44	8-4	11-13	106-95	121-118	11-13	.458
Tulsa		11-13						275-279	.496
Vancouver	44-42	45-37		14-6	21-22	122-122	29-50		
TOTALS	486-436-1	410-466	422-441-1	80-57	148-147	975-1011-1	2113-2047-1	4644-4595-4	.502

TACOMA TRIPLE-A YEAR-BY-YEAR (1960-2024)

Year	Team	Affiliation	Manager	W-L	PCT.	GB	Finish	Attendance
1960	Giants	San Francisco	Red Davis	81-73	.526	11 1/2	2nd	270,024
1961	Giants	San Francisco	Red Davis	97-57	.630	---	1st*	243,790
1962	Giants	San Francisco	Red Davis	81-73	.526	12 1/2	2nd	168,600
1963	Giants	San Francisco	Andy Gilbert	79-79	.500	19	3rd	146,050
1964	Giants	San Francisco	Charlie Fox	73-82	.471	16 1/2	5th	126,192
1965	Giants	San Francisco	Bill Werle	75-72	.510	5 1/2	5th	119,762
1966	Cubs	Chicago (NL)	Les Peden	63-85	.426	20	6th	104,719
1967	Cubs	Chicago (NL)	Whitey Lockman	73-75	.493	7	4th	132,697
1968	Cubs	Chicago (NL)	Whitey Lockman	65-83	.439	21 1/2	5th	79,897
1969	Cubs	Chicago (NL)	Whitey Lockman	86-60	.589	---	1st*	105,207
1970	Cubs	Chicago (NL)	Whitey Lockman	45-98	.315	47 1/2	8th	137,891
1971	Cubs	Chicago (NL)	Jim Marshall	78-65	.545	---	1st*	152,732
1972	Twins	Minnesota	Harry Warner	65-83	.439	14 1/2	3rd	180,209
1973	Twins	Minnesota	Kerby Ferrell	65-79	.451	16 1/2	3rd	182,553
1974	Twins	Minnesota	Cal Ermer	75-66	.532	2 1/2	2nd	165,313
1975	Twins	Minnesota	Cal Ermer	73-69	.514	14 1/2	2nd	197,583
1976	Twins	Minnesota	Cal Ermer	76-69	.524	1	2nd*	192,758
1977	Twins	Minnesota	Del Wilbur/Tom Kelly	68-75	.476	9 1/2	3rd	207,538
1978	Yankees	New York (AL)	Mike Ferraro	80-57	.584	---	1st*	211,030
1979	Tugs	Cleveland	Gene Dusan	34-37	.479	6 1/2	4th	181,443
				40-36	.526	2	2nd	
1980	Tigers	Cleveland	Gene Dusan	39-34	.534	5	3rd	244,083
				35-40	.467	8 1/2	4th	
1981	Tigers	Oakland	Ed Nottle	35-34	.507	1 1/2	3rd	191,738
				43-27	.614	---	1st*	
1982	Tigers	Oakland	Ed Nottle	42-28	.600	---	1st*	223,289
				42-31	.575	1 1/2	2nd	
1983	Tigers	Oakland	Bob Didier	37-35	.514	1	2nd	215,049
				28-42	.400	13	5th	
1984	Tigers	Oakland	Ed Nottle	29-41	.414	6	5th	203,821
				40-30	.571	1	2nd	
1985	Tigers	Oakland	Keith Liepmann	30-40	.429	7 1/2	4th	208,534
				36-36	.500	5 1/2	3rd	
1986	Tigers	Oakland	Keith Liepmann	32-40	.444	13	4th	247,098
				40-32	.566	3	2nd	
1987	Tigers	Oakland	Keith Liepmann	39-32	.549	---	1st*	305,916
				39-33	.542	7 1/2	2nd	
1988	Tigers	Oakland	Brad Fischer	31-41	.431	11 1/2	4th	280,168
				31-41	.431	12 1/2	5th	
1989	Tigers	Oakland	Brad Fischer	39-33	.542	2 1/2	2nd	313,007
				38-33	.535	4	2nd	
1990	Tigers	Oakland	Brad Fischer	43-27	.614	---	1st*	324,498
				32-40	.444	15	4th	
1991	Tigers	Oakland	Jeff Newman	33-37	.471	4 1/2	3rd	298,918
				30-36	.455	13 1/2	4th	
1992	Tigers	Oakland	Bob Boone	26-45	.366	17 1/2	5th	329,000
				30-42	.417	11	5th	
1993	Tigers	Oakland	Bob Boone	32-39	.451	10	5th	329,775
				37-35	.514	8	3rd	
1994	Tigers	Oakland	Casey Parsons	34-36	.479	4 1/2	4th	350,919
				27-45	.375	11 1/2	5th	
1995	Rainiers	Seattle	Steve Smith	37-35	.514	8	3rd	316,103
				31-41	.431	10	4th	
1996	Rainiers	Seattle	Dave Myers	40-32	.556	1/2	2nd	338,500
				29-41	.414	15	5th	
1997	Rainiers	Seattle	Dave Myers	35-35	.500	3 1/2	3rd	305,281
				40-31	.563	1/2	2nd	
1998	Rainiers	Seattle	Dave Myers	77-67	.535	4 1/2	2nd	337,623
1999	Rainiers	Seattle	Dave Myers	69-70	.496	13 1/2	2nd	271,026
2000	Rainiers	Seattle	Dave Myers	76-67	.531	14	2nd	265,702
2001	Rainiers	Seattle	Dan Rohn	85-59	.590	---	1st*	320,329
2002	Rainiers	Seattle	Dan Rohn	65-76	.461	16 1/2	4th	300,910
2003	Rainiers	Seattle	Dan Rohn	66-78	.458	8	4th	327,927
2004	Rainiers	Seattle	Dan Rohn	79-63	.556	4	2nd	310,680
2005	Rainiers	Seattle	Dan Rohn	80-64	.556	---	1st*	335,031
2006	Rainiers	Seattle	Dave Brundage	74-70	.514	7	2nd	313,031
2007	Rainiers	Seattle	Daren Brown	68-76	.472	6 1/2	3rd	345,538
2008	Rainiers	Seattle	Daren Brown	80-64	.556	4	2nd	327,871
2009	Rainiers	Seattle	Daren Brown	74-70	.514	---	1st*	352,450
2010	Rainiers	Seattle	Daren Brown/Jose Castro	74-69	.517	---	1st*	351,095
2011	Rainiers	Seattle	Daren Brown	70-74	.486	7	2nd	378,518
2012	Rainiers	Seattle	Daren Brown	61-83	.424	18	4th	352,032
2013	Rainiers	Seattle	Daren Brown/John Stearns	76-68	.528	2	2nd	320,080
2014	Rainiers	Seattle	Roy Howell	74-70	.514	7	3rd	305,446
2015	Rainiers	Seattle	Pat Listach	68-76	.472	16.5	4th	352,521
2016	Rainiers	Seattle	Pat Listach	81-62	.566	---	1st*	377,164
2017	Rainiers	Seattle	Pat Listach	66-76	.465	14	3rd	374,951
2018	Rainiers	Seattle	Pat Listach	66-73	.475	16	3rd	372,780
2019	Rainiers	Seattle	Daren Brown	61-78	.439	11 1/2	4th	347,348
2020	Rainiers	Seattle		DNP (COVID-19 pandemic)				
2021	Rainiers	Seattle	Kristopher Negron	78-52	.600	---	1st*	245,706
2022	Rainiers	Seattle	Tim Federowicz	72-78	.480	14	2nd	366,469
2023	Rainiers	Seattle	John Russell	77-73	.513	11	2nd	384,398
2024	Rainiers	Seattle	John Russell	82-68	.547	---	1st	401,027

TOTAL RECORD: 4644-4595 (.503)
TOTAL ATTENDANCE: 17,069,438

FRONT
OFFICE

CHENEY
STADIUM

COACHING
STAFF

2025
RAINIERS

2024 SEASON
REVIEW

OPPONENTS

HISTORY &
RECORDS

MEDIA &
MISC.

TACOMA POSTSEASON HISTORY

After joining the Pacific Coast League in 1960, Tacoma has played for a league championship nine times, and won five PCL titles - 1961, 1969, 1978, 2001 and 2010. The Rainiers added a sixth title in 2021.

Tacoma was involved in the only two instances in which the PCL declared "Co-Champions" in over 100 years of play (1978 and 2001). Tacoma reached the PCL Championship Series and lost three times - 1971, 1981 and 2005. In 2021 only a regular season "Triple-A West" champion was crowned (overall winning percentage), in the aftermath of the COVID-19 pandemic, with a 120-game regular season beginning on May 6. 2021 was the first - and only - "Triple-A West" season in lieu of the PCL, following the re-organization of Minor League Baseball. The "Pacific Coast League" name was restored to the league prior to the 2022 season.

TACOMA IN THE POSTSEASON

YEAR RESULT

1961	Won Pacific Coast League Championship (no playoff)
1969	Won Pacific Coast League Championship (defeated Eugene, 3-2)
1971	Lost League Championship to Salt Lake City (3-1)
1976	Lost Western Division Playoff to Hawaii (1-0)
1978	Declared Co-Pacific Coast League Champions with Albuquerque (no playoff due to rain)
1981	Defeated Hawaii in Northern Division Playoff (2-1), Lost to Albuquerque in Championship (3-0)
1982	Lost to Spokane in Northern Division Playoff (2-1)
1987	Lost to Calgary in Northern Division Playoff (3-2)
1990	Lost to Edmonton in Northern Division Playoff (3-2)
2001	Defeated Sacramento in Pacific Conference Playoff (3-2), Declared Co-Pacific Coast League Champions with New Orleans
2005	Defeated Sacramento in Pacific Conference Playoff (3-2), Lost to Nashville in Championship (3-0)
2009	Lost to Sacramento in Pacific Conference Playoff (3-1)
2010	Defeated Sacramento in Pacific Conference Playoff (3-2), Defeated Memphis in Championship (3-0), lost to Columbus in Triple-A Championship Game (12-6)
2016	Lost to El Paso in Pacific Conference Playoff (3-1)
2021	Won Triple-A West Regular Season Championship (73-47, then went 5-5 in "Final Stretch")

THE 1961 GIANTS: TACOMA'S BEST TEAM

The greatest team in Tacoma's Pacific Coast League history, the 1961 Giants finished the season with a record of 97-57.

No playoffs were played in 1961 - the Giants were named league champions when they clinched the top spot in the league's one, eight-team division. The team eliminated second-place Vancouver on Labor Day while closing out a series in Hawaii - the club celebrated on the flight home.

The Giants were in third place with a 41-32 record before sweeping a July 4th home doubleheader from Vancouver - starting one of the hottest streaks in PCL history. The team went 57-10 over the next 67 games, including a believed-to-be-franchise-record 16-game winning streak.

The team was led by young pitching prospects Gaylord Perry (16-10, 2.55) and Ron Herbel (16-5, 3.57). Infielders Chuck Hiller and Dick Phillips were named to the league's post-season all-star team.

Phillips, who hit .264 with 16 home runs, 98 RBI, and 94 walks, was named the Pacific Coast League's Most Valuable Player - he remains the only Tacoma player to ever win the award.

The 1961 Tacoma Giants are typically included in any list of the greatest minor league teams of all-time. In his most recent Historical Baseball Abstract, author Bill James calls the 1961 Giants the "best Triple-A team of the 1960s," and one of the three best minor league teams of any classification that decade.

DICK PHILLIPS WINS 1961 PCL MOST VALUABLE PLAYER AWARD

Dick Phillips was the first Tacoma player to win a league MVP award. Phillips led the 1961 Tacoma Giants to a franchise-best 97-57 record, which gave Tacoma its first league championship. Phillips batted .264-16-98 while walking 94 times with only 55 strikeouts. He played every infield position and every outfield position.

THE 1969 CUBS: TACOMA CLAIMS PCL WITH COMEBACK OVER EUGENE

The 1969 Tacoma Cubs advanced to the PCL Championship series by winning the four-team Northern Division with a record of 86-60 – 14 games ahead of the nearest competitor.

The Cubs were slated to play the Southern Division champion Eugene Emeralds – a Philadelphia Phillies affiliate – in the best-of-five series for the league crown.

Eugene won the first two games at home. Larry Bowa hit a leadoff home run in the bottom of the first inning of Game One, helping the Emeralds cruise to a 6-1 decision. Game Two was a tense affair that saw the Emeralds win 5-4 on Scott Reid's leadoff home run in the bottom of the ninth inning.

The Cubs came home and won Game Three, 2-1, when Jim Dunegan snapped a 1-1 tie with a solo home run in the seventh inning. Game Four saw Cubs starting pitcher Archie Reynolds toss a complete-game, two-hit shutout to force a deciding fifth and final game, to be played in Eugene.

In Game Five, Tacoma scored single runs in the fourth and seventh innings, with Eugene errors factoring into each rally. Despite allowing a total of seven hits and two walks, four Tacoma pitchers combined to shutout the Emeralds. Jim Colborn worked five shutout innings to earn the win, and relief ace Dick LeMay pitched three perfect innings for the save.

Managed by White Lockman, the 1969 Cubs were the first Tacoma team to win a championship playoff series.

Eugene Emeralds 6, Tacoma Cubs 1
Game One - September 2, 1969

	1	2	3	4	5	6	7	8	9	R	H	E
Tacoma	0	0	0	0	0	0	0	0	1	1	7	2
Eugene	1	1	0	0	4	0	0	x	6	12	1	
Tacoma	AB	R	H	RBI	Eugene	AB	R	H	RBI			
Montreuil, 2B	3	0	1	0	Bowa, SS	4	1	1	1			
Bladt, LF	4	0	0	0	Doyle, 2B	3	1	2	0			
Pointer, CF	4	0	0	0	Hutto, RF	3	1	2	0			
Skidmore, 1B	4	0	2	0	Emery, 1B	4	1	1	1			
Dunegan, RF	4	1	2	0	Lis, LF	4	1	1	2			
Bobb, C	4	0	2	1	Reid, CF	4	0	1	0			
Lung, 3B	4	0	0	0	Buchek, 3B	4	1	2	0			
Metzger, SS	4	0	0	0	Edwards, C	4	0	1	1			
Reynolds, P	2	0	0	0	Wagner, P	4	0	1	0			
Gura, P	0	0	0	0	Totals	34	6	12	5			
Church, P	0	0	0	0								
McMath, PH	0	0	0	0								
Tiefenauer, P	0	0	0	0								
Pena, PH	1	0	0	0								
Totals	34	1	7	1								

BATTING
2B: Skidmore, Dunegan, Bobb, Edwards
HR: Bowa, Lis
SB: Doyle
LOB: Tacoma 8, Eugene 6.

FIELDING
E: Dunegan, Pointer, Bowa
DP: Tacoma 2

Tacoma	IP	H	R	ER	BB	SO
Reynolds (L, 0-1)	4.0	8	4	4	2	2
Gura	1.1	3	2	2	0	0
Church	1.2	0	0	0	0	3
Tiefenauer	2.0	1	0	0	0	1

Eugene	IP	H	R	ER	BB	SO
Wagner (W, 1-0)	9.0	7	1	1	2	5

T: 1:55 Att: 3,451

Eugene Emeralds 5, Tacoma Cubs 4
Game Two - September 3, 1969

	1	2	3	4	5	6	7	8	9	R	H	E
Tacoma	0	0	0	1	1	0	0	2	0	4	8	2
Eugene	0	1	0	2	0	0	1	0	1	5	7	0
Tacoma	AB	R	H	RBI	Eugene	AB	R	H	RBI			
Montreuil, 2B	5	0	1	0	Bowa, SS	4	0	0	0			
Bladt, LF	5	0	0	0	Doyle, 2B	4	0	0	0			
Pointer, CF	2	2	1	0	Hutto, RF-1B	4	0	0	0			
Skidmore, 1B	4	1	2	0	Emery, 1B	3	0	1	0			
Dunegan, RF	4	0	1	2	Compton, PR	0	0	0	0			
Bobb, C	4	0	2	1	Reams, RF	0	0	0	0			
Lung, 3B	4	0	1	0	Lis, LF	3	2	1	0			
Metzger, SS	3	1	0	0	Reid, CF	4	2	2	2			
Colborn, P	1	0	0	0	Buchek, 3B	2	1	1	2			
McMath, PH	1	0	0	0	Edwards, C	3	0	1	0			
Sherrod, P	0	0	0	0	James, P	3	0	1	1			
Pena, PH	1	0	0	0	Messlerly, P	0	0	0	0			
LeMay, P	0	0	0	0	Totals	30	5	7	5			
Totals	34	4	8	3								

None out when winning run scored.

None out when winning run scored.

BATTING
2B: Skidmore, James
3B: Reid
HR: Reid
SB: Pointer
SF: Buchek
LOB: Tacoma 7, Eugene 4

FIELDING
E: Lung, Pointer
DP: Eugene, 1

Tacoma	IP	H	R	ER	BB	SO
Colborn	4.0	3	3	2	2	2
Sherrod	2.0	0	0	0	0	1
LeMay (L, 0-1)	2.0	4	2	1	0	2

Eugene	IP	H	R	ER	BB	SO
James	7.2	8	4	4	2	6
Messierly (W, 1-0)	1.1	0	0	0	1	0

HBP: By James (Pointer) PB: Bobb WP: James 3
T: 2:00 Att: 4,317

FRONT
OFFICE

CHENEY
STADIUM

COACHING
STAFF

2025
RAINIERS

2024 SEASON
REVIEW

OPPONENTS

HISTORY &
RECORDS

MEDIA &
MISC.

THE 1969 CUBS: TACOMA CLAIMS PCL WITH COMEBACK OVER EUGENE (CONTINUED)

Tacoma Cubs 2, Eugene Emeralds 1
Game Three - September 4, 1969

	1	2	3	4	5	6	7	8	9	R	H	E
Eugene	0	1	0	0	0	0	0	0	0	1	3	0
Tacoma	0	1	0	0	0	0	1	0	x	2	5	2

Eugene	AB	R	H	RBI	Tacoma	AB	R	H	RBI
Bowa, SS	4	0	0	0	Montreuil, 2B	4	0	1	0
Doyle, 2B	4	0	1	0	Bladt, LF	4	0	0	0
Hutto, RF	4	0	0	0	Pointer, CF	3	0	0	0
Emery, 1B	2	1	0	0	Skidmore, 1B	3	1	1	0
Lis, LF	4	0	1	0	Dunegan, RF	3	1	1	1
Reid, CF	2	0	1	0	Bobb, C	3	0	1	0
Buchek, 3B	4	0	0	0	Lung, 3B	3	0	0	1
Edwards, C	3	0	0	0	Metzger, SS	3	0	0	0
Lersch, P	3	0	0	0	Decker, P	2	0	1	0
Totals	30	1	3	0	LeMay, P	1	0	0	0
					Totals	29	2	5	2

BATTING

2B: Skidmore

HR: Dunegan

SB: Bladt, Montreuil

FIELDING

E: Metzger 2

Eugene	IP	H	R	ER	BB	SO
Lersch (L, 0-1)	8.0	5	2	2	0	9

Tacoma	IP	H	R	ER	BB	SO
Decker (W, 1-0)	7.2	3	1	1	5	8
LeMay (S, 1)	1.1	0	0	0	0	1

WP: Decker 2

T: 1:57 Att: 2,433

Tacoma Cubs 2, Eugene Emeralds 0
Game Four - September 5, 1969

	1	2	3	4	5	6	7	8	9	R	H	E
Eugene	0	0	0	0	0	0	0	0	0	0	2	0
Tacoma	2	0	0	0	0	0	0	0	x	2	8	2

Eugene	AB	R	H	RBI	Tacoma	AB	R	H	RBI
Bowa, SS	3	0	0	0	Montreuil, 2B	4	0	0	0
Doyle, 2B	4	0	0	0	Bladt, LF	4	1	3	0
Hutto, RF	4	0	1	0	Pointer, CF	2	1	1	0
Emery, 1B	3	0	0	0	Skidmore, 1B	4	0	0	0
Lis, LF	3	0	0	0	Dunegan, RF	3	0	1	0
Reid, CF	3	0	0	0	Bobb, C	3	0	1	2
Buchek, 3B	3	0	0	0	Lung, 3B	4	0	1	0
Edwards, C	3	0	1	0	Metzger, SS	3	0	1	0
Colton, P	0	0	0	0	Reynolds, P	3	0	0	0
Rounsaville, P	2	0	0	0	Totals	30	2	8	2
Reams, PH	1	0	0	0					
Messerly, P	0	0	0	0					
Totals	29	0	2	0					

BATTING

SB: Bladt, Dunegan

S: Pointer

LOB: Eugene 3, Tacoma, 8

Eugene	IP	H	R	ER	BB	SO
Colton (L, 0-1)	0.2	2	2	2	2	0
Rounsaville	6.1	5	0	0	0	3
Messerly	1.0	1	0	0	1	0

Tacoma	IP	H	R	ER	BB	SO
Reynolds (W, 1-0)	9.0	2	0	0	1	6

T: 1:50 Att: 3,852

Tacoma Cubs 2, Eugene Emeralds 0
Game Five - September 6, 1969

	1	2	3	4	5	6	7	8	9	R	H	E
Tacoma	0	0	0	1	0	0	1	0	0	2	6	0
Eugene	0	0	0	0	0	0	0	0	0	0	7	3

Tacoma	AB	R	H	RBI	Eugene	AB	R	H	RBI
Montreuil, 2B	4	0	1	0	Bowa, SS	4	0	1	0
Bladt, LF	4	0	1	0	Doyle, 2B	4	0	0	0
Pointer, CF	3	0	0	0	Hutto, RF	4	0	1	0
Skidmore, 1B	4	1	1	0	Emery, 1B	4	0	2	0
Dunegan, RF	4	0	0	0	Lis, LF	3	0	0	0
Bobb, C	3	0	0	1	Reid, CF	3	0	1	0
Lung, 3B	3	1	1	0	Buchek, 3B	4	0	0	0
Metzger, SS	3	0	2	0	Edwards, C	4	0	0	0
Colborn, P	1	0	0	0	Wagner, P	2	0	2	0
Lemons, P	0	0	0	0	Coward, PH	1	0	0	0
Church, P	0	0	0	0	James, P	0	0	0	0
McMath, PH	1	0	0	0	Totals	33	0	7	0
LeMay, P	0	0	0	0					
Totals	30	2	6	1					

BATTING

2B: Montreuil, Lung, Emery

S: Colborn

SF: Bobb

LOB: Tacoma 5, Eugene 8

FIELDING

E: Hutto, Buchek, Lis

DP: Eugene, 2

Tacoma	IP	H	R	ER	BB	SO
Colborn (W, 1-0)	5.0	7	0	0	0	3
Lemons	0.1	0	0	0	1	0
Church	0.2	0	0	0	1	0
LeMay (S, 2)	3.0	0	0	0	0	2

Eugene	IP	H	R	ER	BB	SO
Wagner (L, 1-1)	7.0	6	2	0	2	4
James	2.0	0	0	0	0	4

THE 1971 CUBS: SALT LAKE TOPS TACOMA IN FINAL

Just two seasons after winning the PCL title, the Tacoma Cubs returned to the Championship Series in 1971. This time, the Cubs fell to the Salt Lake Angels, three games to one.

Tacoma went 78-65 and won the four-team Northern Division by 6.5 games over second-place Portland. The Angels were winners in the Southern Division, going 78-68 to take the title by three games over Phoenix.

Host Salt Lake City trailed in the opener, 7-6, before erupting for seven runs in the bottom of the eighth inning on the way to a 13-7 win. It was considered an upset – the Angels scored ten runs off Tacoma ace Burt Hooton, who had set the PCL single-game strikeout record with a 19-K performance earlier in the season.

Tacoma starter Jim Colborn evened the series by tossing a complete-game, ten-inning gem in Game Two. Pat Bourque's ground-ball double down the first base line drove in the go-ahead run in the top of the tenth. Tacoma beat Salt Lake's Archie Reynolds – who helped Tacoma win the crown just two years prior.

The Angels used the long ball to take Games Three and Four – and the series – at Cheney Stadium. Salt Lake catcher Art Kusnyer launched a three-run shot off Tacoma starter Larry Gura in the first inning of the third game, helping Salt Lake to a 7-3 win. In Game Four, former Tacoma Cubs outfielder Greg Goossen did the damage with a three-run homer in the opening inning off the Cubs Roberto Rodriguez.

Tacoma played the series without slugger Adrian Garrett, who hit a franchise record 43 home runs during the regular season before being sold to Oakland on August 31. His replacement Bill McNulty went 7-for-14 with three home runs and seven RBI in the series.

Salt Lake City Angels 13, Tacoma Cubs 7
Game One - September 2, 1971

	1	2	3	4	5	6	7	8	9	R	H	E
Tacoma	0	1	0	1	5	0	0	0	0	7	9	1
Salt Lake	1	2	0	0	0	1	2	7	x	13	15	2
Tacoma	AB	R	H	RBI	Salt Lake	AB	R	H	RBI			
Ortiz, CF	5	1	2	0	Feldman, RF	4	3	4	3			
Coggins, 2B	5	0	1	1	Llenas, 3B	4	2	2	2			
Blanco, LF	5	1	1	0	Silverio, CF	3	2	2	1			
Bourque, 1B	3	3	1	1	Vinson, 1B	4	2	2	3			
Fanzone, 3B	2	1	1	1	Goossen, LF	5	0	1	3			
McNulty, RF	4	1	2	3	Parker, 2B	4	1	2	0			
Breeden, C	3	0	1	1	Kusnyer, C	5	1	2	1			
McFadden, SS	3	0	0	0	Oyler, SS	2	0	0	0			
Hooton, P	4	0	0	0	Bennett, PH	1	0	0	0			
Rodriguez, P	0	0	0	0	Engelhardt, P	0	0	0	0			
Stephenson, P	0	0	0	0	Bigone, PH	0	1	0	0			
Zahn, P	0	0	0	0	Lasher, P	0	0	0	0			
Totals	34	7	9	7	Lange, P	2	0	0	0			
					Cox, P	0	0	0	0			
					Shank, P	0	0	0	0			
					Phillips, PH	1	0	0	0			
					Arcia, SS	1	1	0	0			
					Totals	36	13	15	13			

BATTING

2B: Ortiz, Coggins, Blanco, Bourque, Llenas 2, Feldman 2, Silverio, Goossen

3B: Parker

HR: McNulty, Vinson

LOB: Tacoma 8, Salt Lake City 6

FIELDING

E: Ortiz, Parker, Oyler

DP: Tacoma 2, Salt Lake City 3

Tacoma	IP	H	R	ER	BB	SO
Hooton (L, 0-1)	7.1	14	10	10	3	10
Rodriguez	0.0	0	1	1	1	0
Stephenson	0.0	0	2	2	2	0
Zahn	0.2	1	0	0	0	1

Salt Lake	IP	H	R	ER	BB	SO
Lange	4.1	6	4	4	4	6
Cox	0.0	3	3	3	0	0
Shank	1.2	0	0	0	0	1
Engelhardt (W,1-0)	2.0	0	0	0	1	3
Lasher	1.0	0	0	0	0	0

Tacoma Cubs 2, Salt Lake City Angels 1
Game Two - September 3, 1971

	1	2	3	4	5	6	7	8	9	10	R	H	E
Tacoma	0	1	0	0	0	0	0	0	0	1	2	8	1
Salt Lake	1	0	0	0	0	0	0	0	0	0	1	5	1
Tacoma	AB	R	H	RBI	Salt Lake	AB	R	H	RBI				
Ortiz, CF	5	0	1	0	Feldman, RF	3	1	1	0				
Coggins, 2B-SS	5	1	1	0	Llenas, 3B	5	0	1	0				
Blanco, LF	5	0	1	0	Silverio, CF	5	0	1	0				
Bourque, 1B	3	1	1	1	Vinson, 1B	3	0	0	1				
Fanzone, 3B	5	0	1	0	Goossen, LF	3	0	1	0				
McNulty, RF	4	0	2	1	Parker, 2B	4	0	1	0				
Hibbs, C	3	0	1	0	Kusnyer, C	4	0	0	0				
McFadden, SS	2	0	0	0	Oyler, SS	3	0	0	0				
Rickey, PH	1	0	0	0	Bennett, PH	1	0	0	0				
Montreuil, 2B	1	0	0	0	Arcia, SS	0	0	0	0				
Colborn, P	4	0	0	0	Reynolds, P	4	0	0	0				
Totals	38	2	8	2	Totals	35	1	5	1				

BATTING

2B: Fanzone, Hibbs, McNulty, Coggins, Bourque, Goossen, Llenas, Feldman

SB: Silverio, Vinson

LOB: Tacoma 9, Salt Lake City 8

FIELDING

E: McNulty, Parker

DP: Salt Lake City 1

Tacoma	IP	H	R	ER	BB	SO
Colborn (W, 1-0)	10.0	5	1	1	4	11
Salt Lake City	IP	H	R	ER	BB	SO
Reynolds (L, 0-1)	10.0	8	2	2	3	10

BK: Reynolds HBP: McFadden (by Reynolds)

T: 2:27 Att: 3,776

FRONT
OFFICE

CHENEY
STADIUM

COACHING
STAFF

2025
RAINIERS

2024 SEASON
REVIEW

OPPONENTS

HISTORY &
RECORDS

MEDIA &
MISC.

THE 1971 CUBS: SALT LAKE TOPS TACOMA IN FINAL

Salt Lake City Angels 7, Tacoma Cubs 3 Game Three - September 4, 1971

	1	2	3	4	5	6	7	8	9	R	H	E
Salt Lake	4	0	1	1	0	0	0	0	1	7	7	2
Tacoma	2	0	1	0	0	0	0	0	0	3	10	3
Salt Lake	AB	R	H	RBI	Tacoma	AB	R	H	RBI			
Feldman, 1B	2	1	1	0	Ortiz, CF	4	2	2	0			
Silverio, CF	3	1	2	0	Montreuil, 2B	5	1	1	0			
Llenas, 3B	5	0	0	1	Rickey, P	0	0	0	0			
Goossen, LF	4	2	1	1	Blanco, LF	5	0	2	1			
Phillips, PR-LF	0	1	0	0	Bourque, 1B	5	0	1	2			
Parker, 2B	3	1	1	1	Fanzone, 3B	5	0	3	0			
Kusnyer, C	5	1	1	3	McNulty, RF	2	0	0	0			
Floyd, RF	4	0	0	1	Hibbs, C	4	0	0	0			
Oyler, SS	5	0	0	0	McFadden, SS	5	0	1	0			
Washburn, P	2	0	0	0	Gura, P	1	0	0	0			
Lasher, P	2	0	1	0	Todd, P	0	0	0	0			
Totals	35	7	7	7	Coggins, PH, 2B	1	0	0	0			
					Totals	37	3	10	3			

BATTING

2B: Ortiz 2, McFadden, Fanzone

HR: Kusnyer, Goossen

SB: Parker

S: Parker, Feldman

LOB: Salt Lake City 10, Tacoma 14

FIELDING

E: Goossen, Parker, Fanzone 2, Hibbs

DP: Salt Lake City 1

Salt Lake	IP	H	R	ER	BB	SO
Washburn	4.2	8	3	3	2	1
Lasher (W, 1-0)	4.1	2	0	0	3	4
Tacoma	IP	H	R	ER	BB	SO
Gura (L, 0-1)	2.1	4	5	5	2	1
Todd	5.2	3	1	1	3	4
Rickey	1.0	0	1	0	0	2

HBP: Ortiz (by Washburn) McNulty (by Lasher)

WP: Gura

T: 2:53 Att: 5,119

Salt Lake City Angels 6, Tacoma Cubs 4 Game Four - September 5, 1971

	1	2	3	4	5	6	7	8	9	R	H	E
Salt Lake	3	0	0	0	1	2	0	0	0	6	8	1
Tacoma	1	0	0	0	0	1	0	2	4	7	0	0
Salt Lake	AB	R	H	RBI	Tacoma	AB	R	H	RBI			
Feldman, RF	5	2	2	0	Ortiz, CF	3	1	1	0			
Llenas, 2B	3	0	0	0	Montreuil, 2B	4	0	0	0			
Silverio, CF	4	0	2	1	Colborn, P	0	0	0	0			
Vinson, 1B	3	1	0	0	Bourque, 1B	4	0	2	1			
Goossen, LF	4	1	1	3	Fanzone, 3B	4	1	1	0			
Phillips, CF	0	0	0	0	McNulty, RF	4	2	3	3			
Parker, 2B	4	0	0	0	Blanco, LF	4	0	0	0			
Kusnyer, C	4	1	1	0	Breedon, C	3	0	0	0			
Oyler, SS	4	1	1	2	McFadden, SS	4	0	0	0			
Bennett, P	3	0	1	0	Rodriguez, P	1	0	0	0			
Reynolds, P	1	0	0	0	Coggins, PH-2B	1	0	0	0			
Totals	35	6	8	6	Totals	32	4	7	4			

BATTING

2B: Bourque

HR: Goossen, Oyler, McNulty 2

SB: Ortiz

LOB: Salt Lake City 4, Tacoma 4

FIELDING

E: Llenas

DP: Salt Lake City 2

Salt Lake	IP	H	R	ER	BB	SO
Bennett (W, 1-0)	6.1	5	2	2	2	3
Reynolds	2.2	2	2	2	1	2
Tacoma	IP	H	R	ER	BB	SO
Rodriguez (L, 0-1)	8.0	8	6	6	2	5
Colborn	1.0	0	0	0	0	2

WP: Rodriguez

PB: Breedon

T: 2:01 Att: 2,009

THE 1978 YANKEES: PCL PLAYOFFS WASHED OUT

The 1978 Tacoma Yankees, along with the Albuquerque Dukes, were named Pacific Coast League "Co-Champions" in one of the stranger episodes in league history. Foul weather in the Pacific Northwest delayed the proceedings for so long that the league – under threat from Albuquerque - decided to cancel the playoffs.

The close of the Yankees regular season at Cheney Stadium provided a glimpse of what was to come, when the final two regular season doubleheaders were both washed away.

The weather cleared for the Yankees to face the Portland Beavers in the first game of the best-of-five Northern Division playoffs on September 2. Tacoma won the opener, 10-8, and then took the second game 5-4 in conditions that the Tacoma News Tribune described as "wet, muddy, and otherwise awful."

The third game was rained out in Portland – but the Beavers were able to win the next two games, forcing a decisive Game Five on Thursday night at Civic Stadium.

Meanwhile, the Dukes had swept the Southern Division series with a win in Salt Lake City on Monday. The Albuquerque club was waiting in Salt Lake City to see if they would fly to Tacoma or Portland to open the PCL Championship Series.

Thursday night's game was rained out, and on Friday night the stadium in Portland was booked for another event. When the game was rescheduled for Saturday, September 9, the Dukes and their parent club, the Los Angeles Dodgers, threatened to forget the whole thing and go home. The Dodgers were in a pennant race in the National League West and needed to call up players.

Albuquerque was convinced to wait until Saturday night. When the Yankees and Beavers met at Civic Stadium, PCL Umpire-In-Chief Randy Marsh walked the grounds and declared the field unplayable.

At that point, PCL President Roy Jackson ruled Tacoma and Albuquerque "Co-Champions," much to the public dismay of Portland owner Leo Ornest. The league favored Tacoma over Portland based upon regular-season record: the Yankees went 80-57 compared to Portland's 76-62.

Once the series was cancelled, the New York Yankees called up Tacoma's Brian Doyle, Larry McCall, and Jerry Narron for the now-legendary pennant race against Boston.

Tacoma Yankees fans got a bit of revengeful satisfaction when Doyle helped the New York Yankees beat the Dodgers in the World Series.

THE 1981 TIGERS: TACOMA SWEPT BY ALBUQUERQUE'S BEST

The 1981 Tacoma Tigers advanced to the playoffs by winning the Northern Division in the second half of the PCL's new split-season format. The Tigers beat first half division winner Hawaii in a best-of-three series, two games to one.

Following the decisive Game Three victory in Honolulu, the Tigers took a red-eye flight that departed Hawaii at 2:00am. After a delayed connecting flight through Los Angeles, the team landed at SeaTac at 3:45pm – just over three hours away from the first pitch of Game One of the PCL Championship Series, against Albuquerque.

The Tigers came out flat in Game One after 14 hours of travel, and a well-rested Dukes team that had a first-round bye coasted to a 5-1 victory. Dukes starter Ted Power struck out ten batters over seven strong innings. Tired Tacoma pitchers issued six walks in the game, and the Tigers made a pair of errors.

Game Two was a tighter game until a controversial call by umpire Dana DeMuth helped the Dukes break it open. Albuquerque led 4-3 in the sixth inning when Tack Wilson was ruled safe at second base on a two-out steal attempt, although Tigers manager Ed Nottle vigorously argued that he was out. Two runs scored after the play.

The series moved to Sports Stadium in Albuquerque for Game Three, and the Dukes completed the three-game sweep with a 9-2 blasting of the Tigers. Candy Maldonado hit a pair of triples for the Dukes, and Brian Holton tossed a complete-game three-hitter. Mark Budaska's two-run homer was Tacoma's only offense.

Maldonado had a big series for Albuquerque, going 5-for-10 with all five hits netting extra bases: he hit two doubles, two triples, and a home run.

Tacoma was jet-lagged for the series, but outfielder Jim Nettles credited the Dukes – the 1981 Dukes are considered one of the best teams in Albuquerque's history, posting a record of 94-38, and they had a Triple Crown winner in Mike Marshall.

"This team is just awesome," said Nettles. "It's no fluke that they won."

Albuquerque Dukes 5, Tacoma Tigers 1
Game One - September 4, 1981

	1	2	3	4	5	6	7	8	9	R	H	E
Albuquerque	0	0	0	0	1	1	1	1	1	5	11	1
Tacoma	0	0	0	0	0	0	0	1	0	1	7	2

Albuquerque	AB	R	H	RBI	Tacoma	AB	R	H	RBI
Wilson, DH	3	1	1	0	Sexton, SS	4	1	2	0
Law, LF	5	0	2	1	Cox, 2B	4	0	1	1
Perconte, 2B	2	1	1	0	Bryant, LF	3	0	0	0
Marshall, 1B	5	0	0	0	Page, DH	4	0	1	0
Maldonado, RF	3	1	2	0	Budaska, RF	3	0	1	0
Weiss, SS	3	1	2	1	Bell, 3B	4	0	0	0
Mitchell, CF	5	0	1	0	Nettles, CF	3	0	0	0
Caughey, 3B	3	0	0	1	Kearney, C	4	0	0	0
Crow, C	4	1	2	1	Gelfarb, 1B	4	0	2	0
Totals	33	5	11	4	Totals	33	1	7	1

BATTING

2B: Maldonado 2, Sexton 2, Page, Cox

SB: Law, Crow

SF: Caughey

S: Weiss, Perconte

LOB: Albuquerque 11, Tacoma 8

FIELDING

E: Caughey, Bell, Kearney

DP: Albuquerque 1, Tacoma 2

Albuquerque	IP	H	R	ER	BB	SO
Power (W, 1-0)	7.0	7	1	1	3	10
Shirley	2.0	0	0	0	0	2

Tacoma	IP	H	R	ER	BB	SO
Lysander (L, 0-1)	6.2	8	3	3	4	7
Minetto	1.1	2	1	0	1	2
Mustad	0.2	1	1	1	1	0
Abraham	0.1	0	0	0	0	1

HBP: Maldonado (by Lysander)

WP: Lysander

T: 3:09 Att: 2,022

Albuquerque Dukes 8, Tacoma Tigers 4
Game Two - September 5, 1981

	1	2	3	4	5	6	7	8	9	R	H	E
Albuquerque	0	0	2	2	0	2	2	0	0	8	9	1
Tacoma	0	0	0	2	1	0	0	0	1	4	10	2

Albuquerque	AB	R	H	RBI	Tacoma	AB	R	H	RBI
Wilson, DH	4	1	1	2	Sexton, SS	5	1	2	1
Law, LF	3	0	0	0	Cox, 2B	4	0	1	0
Perconte, 2B	4	1	0	0	Bryant, LF	4	1	1	0
Marshall, 1B	4	1	2	1	Page, DH	4	0	1	1
Maldonado, RF	4	1	1	2	Budaska, RF	3	0	0	0
Weiss, SS	4	1	1	0	Bell, 3B	4	0	0	0
Fobbs, 3B	4	1	3	1	Nettles, CF	4	0	1	0
Caughey, 3B	5	1	1	0	Kearney, C	4	1	2	0
Mitchell, CF	5	1	1	0	Gelfarb, 1B	4	1	2	0
Crow, C	2	0	0	1	Totals	36	4	10	2
Totals	35	8	9	7					

BATTING

2B: Fobbs 2, Mitchell, Kearney, Cox, Gelfarb,

Sexton, Wilson, Marshall

HR: Maldonado

SB: Law, Wilson

SF: Crow

LOB: Albuquerque 9, Tacoma 7

FIELDING

E: Lung, Pointer

DP: Eugene, 1

Tacoma	IP	H	R	ER	BB	SO
Colborn	4.0	3	3	2	2	2
Sherrod	2.0	0	0	0	0	1
LeMay (L, 0-1)	2.0	4	2	1	0	2

Eugene	IP	H	R	ER	BB	SO
James	7.2	8	4	4	2	6
Messlerly (W, 1-0)	1.1	0	0	0	1	0

HBP: By James (Pointer) PB: Bobb WP: James 3

T: 2:00 Att: 4,317

FRONT
OFFICE

CHENEY
STADIUM

COACHING
STAFF

2025
RAINIERS

2024 SEASON
REVIEW

OPPONENTS

HISTORY &
RECORDS

MEDIA &
MISC.

THE 1981 TIGERS: TACOMA SWEEP BY ALBUQUERQUE'S BEST (CONTINUED)

Albuquerque Dukes 9, Tacoma Tigers 2 Game Three - September 6, 1981

	1	2	3	4	5	6	7	8	9	R	H	E
Tacoma	0	0	0	0	0	0	2	0	0	2	3	2
Albuquerque	0	0	1	1	3	0	3	1	x	9	13	1

Tacoma	AB	R	H	RBI	Albuquerque	AB	R	H	RBI
Sexton, SS	4	0	1	0	Wilson, DH	4	1	2	0
Cox, 2B	3	1	0	0	Law, LF	5	1	3	3
Bryant, LF	4	0	0	0	Perconte, 2B	5	2	2	1
Page, DH	4	0	0	0	Marshall, 1B	4	1	1	0
Budaska, RF	4	1	2	2	Maldonado, RF	3	1	2	1
Bell, 3B	2	0	0	0	Weiss, SS	4	1	2	3
Nettles, CF	3	0	0	0	Mitchell, CF	3	0	0	1
Kearney, C	3	0	0	0	Caughy, 3B	4	0	0	0
Gelfarb, 1B	3	0	0	0	Crow, C	4	2	1	0
Totals	30	2	3	2	Totals	36	9	13	9

BATTING

3B: Maldonado 2

HR: Budaska, Weiss

SB: Cox, Perconte

S: Wilson

LOB: Tacoma 3, Albuquerque 7

FIELDING

E: Budaska, Gelfarb, Perconte

DP: Albuquerque 1, Tacoma 1

Tacoma	IP	H	R	ER	BB	SO
Thomas (L, 0-1)	4.1	7	5	4	2	2
Buice	2.0	4	3	3	1	3
Abraham	1.2	2	1	1	0	0

Albuquerque	IP	H	R	ER	BB	SO
Holton (W, 1-0)	9.0	3	2	2	2	5

WP: Thomas

T: 2:43 Att: 5,140

THE 2001 RAINIERS: ATTACKS SCRAP SERIES AGAINST NEW ORLEANS

In 2001 the Seattle Mariners tied the major league record by winning 116 games, and the Triple-A Tacoma Rainiers followed in their footsteps, going 85-59 to win the Northern Division by 12.5 games over second-place Calgary.

Led by PCL Pitcher of the Year Denny Stark (14-2, 2.37), the Rainiers topped the league with a 3.74 team ERA. The offense - anchored by Juan Thomas, Ramon Vazquez, Chad Alexander and Todd Betts - finished fifth in the league in runs scored.

Tacoma played Southern Division champion Sacramento and won the series, 3-2, despite falling behind in the series, 2-1. The Rainiers won two straight road games to stun the RiverCats and advance to the championship series. Thomas, Alexander, and Jermaine Clark each homered while Brian Falkenberg tossed six shutout innings in Tacoma's 6-3 Game Five victory.

Tacoma flew to New Orleans to open the PCL Championship Series against the American Conference champions, with Stark set to pitch Game One of the series on the night of September 11. The game and the entire series were cancelled in the aftermath of the September 11 terrorist attacks in New York City and Washington D.C.

The PCL league office announced that Tacoma and New Orleans would be declared "Co-Champions" for 2001.

THE 2005 RAINIERS: CRUZ, NASHVILLE TOO POWERFUL FOR TACOMA

After a tense pennant race and a tight division series, the 2005 Tacoma Rainiers fell apart in the PCL Championship Series and were swept by Nashville in three straight games.

Tacoma (80-64) clinched the Northern Division on the second-to-last day of the season, eliminating hard-charging Salt Lake. The Stingers won their final nine games of the season and finished just one game behind Tacoma.

The Rainiers opened the best-of-five division series at home against Sacramento, and lost the first two games. Moving to Raley Field, Tacoma won three straight games to advance to the finals.

Game Five of the Sacramento series was an epic battle. Tacoma starter Chris Buglovsky tossed 7.1 shutout innings, and Tacoma took a 2-0 lead into the bottom of the ninth inning when Sacramento's Jermaine Clark – a former Rainiers infielder – hit a two-out, two-strike, two-run homer off Tacoma closer Emiliano Fruto to tie the game. Tacoma scored three runs in the top of the 11th inning on a go-ahead RBI single by Ryan Christianson, and a two-out, two-run single by Asdrubal Cabrera. Sacramento loaded the bases in the bottom of the 11th, but Sean Green struck out Jack Cust to close out a 5-2 Rainiers win.

The Rainiers faced Nashville (75-69) in the PCL Championship Series, which opened at Greer Stadium on September 13. Nashville hit five home runs and won the opening game, 8-6. In Game Two, Tacoma made a season-high five errors and lost, 11-5.

The series moved to Cheney Stadium for Game Three, and the two teams played deep into the night. Finally, after four hours of play, a two-out error extended the top of the 13th inning and Nelson Cruz took advantage, launching a tape-measure three-run homer to give Nashville a 5-2 win, and a series sweep.

Cruz was named Most Valuable Player of the series, going 6-for-13 with three home runs and eight RBI.

Nashville Sounds 8, Tacoma Rainiers 6
Game One - September 13, 2005

	1	2	3	4	5	6	7	8	9	R	H	E
Tacoma	2	0	0	0	2	1	0	1	0	6	15	0
Nashville	0	1	0	3	2	2	0	0	x	8	12	0

Tacoma	AB	R	H	RBI	BB	SO
Choo, S, LF	4	2	3	0	1	0
Leone, 3B	4	1	1	2	0	1
Nunez, RF	4	0	2	1	0	0
Gonzalez, DH	5	1	2	1	0	2
Garciaparra, PR-DH	0	0	0	0	0	0
Rifkin, 1B	5	0	3	0	0	0
Brown, 2B	4	1	0	0	0	1
Bohn, T, CF	4	1	2	1	0	0
Rivera, C	4	0	1	0	0	1
Cabrera, A, SS	4	0	1	1	0	1
Totals	38	6	15	6	2	6

1-Run for Gonzalez in the 9th

BATTING

2B: Choo, S (1, Hendrickson)

HR: Gonzalez (1, 1st inning off Hendrickson, 0 on, 2 out), Leone (1, 5th inning off Hendrickson, 1 on, 0 out), Bohn, T (1, 6th inning off Evert, 0 on, 0 out)

TB: Choo, S 4; Leone 4; Nunez 2; Gonzalez 5; Rifkin 3; Bohn, T 5; Rivera; Cabrera, A

RBI: Nunez (1), Gonzalez (1), Leone 2 (2), Bohn, T (1), Cabrera, A (1)

2-out RBI: Gonzalez; Cabrera, A

Runners left in scoring position, 2 out: Leone 2; Brown 2

S: Leone SF; Nunez GIDP: Gonzalez

Team LOB: 9

BASERUNNING

SB: Bohn, T (1, 2nd base off Hendrickson/Rivera), Nunez (1, 2nd base off Hendrickson/Rivera)

Tacoma	IP	H	R	ER	BB	SO	HR
Livingston, B (L, 0-1)	5.0	8	6	6	0	5	5
Baek	3.0	4	2	2	0	2	0
Totals	8.0	12	8	8	0	7	5

Ground outs-fly outs: Livingston, B 4-6, Baek 0-7, Hendrickson 7-4, Evert 0-3, Zumwalt 2-0, Stetter 0-1, Adams 1-2

Batters faced: Livingston, B 23, Baek 13, Hendrickson 24, Evert 8, Zumwalt 4, Stetter 1, Adams 5

Inherited runners-scored: Stetter 1-0

Umpires: HP: Dave Aschwege 1B: Jack Samuels. 2B: Kevin Kelley. 3B: Ramon Armandariz

Weather: 81 degrees, clear Wind: 7 mph, R to L

Nashville	AB	R	H	RBI	BB	SO
Durrington, 1B	4	0	1	1	0	1
Krynzel, CF	4	0	0	0	0	1
Rottino, V, 3B	4	1	2	0	0	1
Zuniga, DH	4	2	2	3	0	0
Cruz, N, RF	4	2	2	2	0	0
Rivera, C	4	1	1	1	0	1
Knox, LF	4	0	0	0	0	2
Barnwell, 2B	4	1	2	0	0	0
Scarborough, SS	4	1	2	1	0	1
Totals	36	8	12	8	0	7

BATTING

2B: Scarborough (1, Baek)

HR: Cruz, N 2 (2, 2nd inning off Livingston, B, 0 on, 1 out; 4th inning off Livingston, B, 0 on, 0 out), Zuniga 2 (2, 4th inning off Livingston, B, 0 on, 0 out; 5th inning off Livingston, B, 1 on, 2 out), Rivera (1, 4th inning off Livingston, B, 0 on, 0 out)

TB: Durrington; Rottino, V 2; Zuniga 8; Cruz, N 8; Rivera 4; Barnwell 2; Scarborough 3

RBI: Cruz, N 2 (2), Zuniga 3 (3), Rivera (1), Scarborough (1), Durrington (1)

2-out RBI: Zuniga 2; Scarborough; Durrington

Runners left in scoring position, 2 out: Rottino, V; Krynzel

Team LOB: 4

BASERUNNING

SB: Durrington (1, 2nd base off Baek/Rivera)

FIELDING

DP: (Scarborough-Barnwell-Durrington)

Nashville	IP	H	R	ER	BB	SO	HR
Hendrickson (W, 1-0)	5.0	9	4	4	1	4	2
Evert	2.0	3	1	1	0	2	1
Zumwalt	0.2	1	1	1	1	0	0
Stetter	0.1	0	0	0	0	0	0
Adams (S, 1)	1.0	2	0	0	0	0	0
Totals	9.0	15	6	6	2	6	3

FRONT
OFFICE

CHENEY
STADIUM

COACHING
STAFF

2025
RAINIERS

2024 SEASON
REVIEW

OPPONENTS

HISTORY &
RECORDS

MEDIA &
MISC.

THE 2005 RAINIERS: CRUZ, NASHVILLE TOO POWERFUL FOR TACOMA

	1	2	3	4	5	6	7	8	9	R	H	E
Tacoma	2	0	0	0	1	2	0	0	0	5	7	5
Nashville	13	3	2	0	0	0	2	x	11	13	0	

Tacoma	AB	R	H	RBI	BB	SO
Choo, LF	5	0	0	0	0	2
Leone, 3B	4	2	1	1	1	0
Nunez, Ab, RF	3	1	2	2	1	1
Gonzalez, W, DH	4	0	1	0	0	1
Brown, 2B	2	1	1	0	2	0
Rifkin, 1B	4	0	0	0	0	1
Christianson, C	3	0	0	0	0	1
Bohn, CF	4	1	2	2	0	2
Cabrera, SS	4	0	0	0	0	2
Totals	33	5	7	5	4	10

BATTING

2B: Nunez, Ab (3, Phelps)

HR: Nunez, Ab (1, 1st inning off Phelps, 1 on, 1 out), Leone (3, 5th inning off Phelps, 0 on, 2 out), Bohn (2, 6th inning off Phelps, 1 on, 2 out)

TB: Leone 4; Nunez, Ab 6; Gonzalez, W; Brown; Bohn 5

RBI: Nunez, Ab 2 (4), Leone (6), Bohn 2 (4)

2-out RBI: Leone; Bohn 2

Runners left in scoring position, 2 out: Gonzalez, W

Team LOB: 6

BASERUNNING

CS: Christianson (1, 2nd base by Phelps/Mosquera)

FIELDING

E: Foppert (1, pickoff), Christianson (1, throw), Brown (1, fielding), Green (1, throw), Leone (2, throw)

DP: (Heaverlo-Cabrera-Rifkin)

Tacoma	IP	H	R	ER	BB	SO	HR
Tacoma (L, 0-1)	2.2	6	7	5	2	3	0
Green	1.1	2	2	0	0	1	0
Bumstead	2.0	1	0	0	0	3	0
Heaverlo	1.0	1	0	0	0	0	0
Kida	1.0	3	2	2	1	2	1
Totals	8.0	13	11	7	3	9	1

WP: Foppert, Bumstead HBP: Zuniga (by Foppert), Zuniga (by Kida), Christianson (by Phelps)

Ground outs-fly outs: Foppert 1-3, Green 3-0, Bumstead 1-3, Heaverlo 3-0, Kida 0-1, Phelps 3-7, Housman 2-3, Meyers 0-1

Batters faced: Foppert 16, Green 7, Bumstead 9, Heaverlo 3, Kida 8, Phelps 27, Housman 7, Meyers 4

Inherited runners-scored: Green 1-0

Umpires: HP: Jack Samuels. 1B: Kevin Kelley. 2B: Ramon Armendariz. 3B: Dave Aschwege

Weather: 83 degrees, partly cloudy Wind: 8 mph, Out to CF T: 2:50 Att: 5,230

Nashville Sounds 5, Tacoma Rainiers 2
Game Three - September 16, 2005

	1	2	3	4	5	6	7	8	9	10	11	12	13	R	H	E
Nashville	0	0	1	0	0	1	0	0	0	0	0	3	5	8	0	
Tacoma	0	0	0	0	0	0	2	0	0	0	0	0	0	2	7	2

Nashville	AB	R	H	RBI	BB	SO
Durrington, 1B	6	0	2	0	0	0
Krynzel, CF	6	0	0	0	0	1
Hart, 2B	4	1	0	0	2	0
Zuniga, DH	5	1	1	0	1	2
Cruz, RF	4	2	1	3	2	1
Rivera, C	6	0	2	1	0	1
Knox, LF	3	0	0	0	1	2
Barnwell, 3B	5	0	0	0	0	0
Scarborough, SS	5	1	2	1	0	0
Totals	44	5	8	5	6	7

BATTING

2B: Zuniga (3, Moss)

HR: Scarborough (2, 3rd inning off Moss, 0 on, 0 out), Cruz (4, 13th inning off Baek, 2 on, 2 out)

TB: Durrington 2; Zuniga 2; Cruz 4; Rivera 2; Scarborough 5

RBI: Scarborough (5), Rivera (3), Cruz 3 (11)

2-out RBI: Rivera; Cruz 3

Runners left in scoring position, 2 out: Barnwell; Krynzel 2

Team LOB: 7

BASERUNNING

SB: Rivera (1, 2nd base off Moss/Rivera, R)

CS: Durrington (2, 2nd base by Heaverlo/Rivera, R)

PO: Cruz (1st base by Moss)

Nashville	IP	H	R	ER	BB	SO	HR
Glover	6.2	5	2	2	1	6	0
Zumwalt	2.1	0	0	0	1	0	0
Adams	1.0	0	0	0	0	1	0
Evert (W, 1-0)	3.0	2	0	0	2	5	0
Totals	13.0	7	2	2	4	12	0

IBB: Bohn (by Evert) HBP: Knox (by Moss)

Ground outs-fly outs: Glover 6-7, Zumwalt 3-4, Adams 1-1, Evert 2-2, Moss 5-7, Fruto 3-1, Heaverlo 1-4, Green 2-2, Lorraine 0-1, Baek 0-1

Batters faced: Glover 25, Zumwalt 8, Adams 3, Evert 13, Moss 24, Fruto 7, Heaverlo 7, Green 8, Lorraine 3, Baek 2

Inherited runners-scored: Zumwalt 1-0, Baek 2-2

Umpires: HP: Kevin Kelley. 1B: Ramon Armendariz. 2B: Dave Aschwege. 3B: Jack Samuels.

Weather: 60 degrees, partly cloudy Wind: 2 mph, Varies T: 4:05 Att: 5,233

Nashville	AB	R	H	RBI	BB	SO
Durrington, 1B	4	2	2	1	1	1
Krynzel, CF	5	1	3	0	0	1
Rottino, 3B	5	2	1	0	0	2
Nelson, LF	4	1	1	0	1	0
Zuniga, DH	3	2	1	0	0	0
Morris, 2B	4	1	2	1	1	1
Cruz, RF	5	1	2	3	0	2
Mosquera, C	4	0	0	0	0	1
Scarborough, SS	4	1	1	1	0	1
Totals	38	11	13	6	3	9

BATTING

2B: Cruz (1, Foppert), Nelson (2, Kida)

HR: Scarborough (1, 8th inning off Kida, 0 on, 0 out)

TB: Durrington 2; Krynzel 3; Rottino; Nelson 2; Zuniga;

Morris 2; Cruz 3; Scarborough 4

RBI: Cruz 3 (8), Durrington (5), Scarborough (4), Morris (5)

2-out RBI: Durrington; Cruz 2; Morris

Runners left in scoring position, 2 out: Mosquera; Zuniga;

Durrington; Cruz 2

GIDP: Cruz Team LOB: 8

BASERUNNING

SB: Durrington (2, 3rd base off Foppert/Christianson)

CS: Durrington (1, 2nd base by Foppert/Christianson)

FIELDING

DP: (Mosquera-Morris)

Nashville	IP	H	R	ER	BB	SO	HR
Phelps (W, 1-0)	6.0	5	5	5	4	7	3
Housman	2.0	1	0	0	0	1	0
Meyers	1.0	1	0	0	0	2	0
Totals	9.0	7	5	5	4	10	3

THE 2010 RAINIERS: TACOMA SLUGGERS SWEEP MEMPHIS

In 2010, Tacoma won the PCL Championship on the field for the first time since 1969 – and had to do it all on the road. With Cheney Stadium unavailable due to renovation immediately following the conclusion of the regular season, the Rainiers were displaced for the playoffs.

After winning the Northern Division by 1.5 games over second-place Salt Lake, Tacoma (74-69) faced Sacramento in the best-of-five opening round. The Rainiers won the first two games at Sacramento's Raley Field, and then returned "home" – to Safeco Field in Seattle, as the Mariners were on a road trip and graciously allowed the Rainiers to use the ballpark.

The Rainiers needed a couple of days to get used to their new home – Sacramento won games three and four, forcing a deciding Game Five. Tacoma picked up the 4-1 win behind the outstanding pitching of Ryan Feierabend, who lasted eight innings and gave up just two hits for the win.

Tacoma advanced to the PCL Championship to face the Memphis Redbirds, but the Rainiers had a new problem: with the Mariners opening a homestand at Safeco Field, Tacoma could not play any games in the Pacific Northwest. The entire series was to be played at Autozone Park in Memphis, with Tacoma to act as the home team in the first two games.

The Rainiers blasted their way to a sweep of the Redbirds. Justin Smoak and Mike Wilson homered to back Blake Beavan in Game One, which Tacoma won 5-3. The Rainiers hit five home runs on the way to an 11-7 win in Game Two.

After the scheduled but now superfluous "travel day," the teams met for Game Three with Memphis now batting last. The result was the same: Tacoma hit four more home runs and secured a 10-6 victory in 11 innings, with Matt Mangini singling home the go-ahead run. Andy Baldwin, who tossed four shutout innings in the series, picked up the win.

Mike Wilson was named MVP of the series, homering in each of the three games while going 6-for-13 with seven RBI. All told, Tacoma launched 11 home runs in the three-game sweep,

The PCL Champions had one game left: the Triple-A National Championship Game, against the International League champion Columbus Clippers, played at Bricktown Ballpark in Oklahoma City. In front of a national television audience, Columbus jumped out to an early lead and never stopped hitting, collecting 19 hits in a 12-6 victory. Tacoma's lone highlight was David Winfree's two-run homer that briefly tied the game in the third inning, 3-3.

Tacoma Rainiers 5, Memphis Redbirds 3
Game One - September 14, 2010 - played at Autozone Park (Memphis, TN)

	1	2	3	4	5	6	7	8	9	R	H	E
Memphis	0	1	0	2	0	0	0	0	0	3	9	0
Tacoma	0	2	0	1	2	0	0	0	x	5	9	1

Memphis	AB	R	H	RBI	BB	SO
Rapoport, CF	5	0	1	0	0	0
Descalso, 2B	4	0	1	0	0	2
Craig, A, LF	3	0	0	0	1	2
Hamilton, 1B	4	0	2	0	0	2
Mather, RF	4	0	0	0	0	2
Cazana, DH	4	1	1	0	0	1
Gotay, 3B	4	1	1	0	0	1
Cruz, T, C	4	1	1	0	0	1
Solano, D, SS	4	0	2	2	0	1
Totals	36	3	9	2	1	12

BATTING

2B: Cazana (2, Beavan), Gotay (4, Beavan),
Rapoport (1, Baldwin)
TB: Rapoport 2; Descalso; Hamilton 2; Cazana 2; Gotay
2; Cruz, T; Solano, D 2
RBI: Solano, D 2 (5) 2-out RBI: Solano, D
Runners left in scoring position, 2 out: Mather; Hamilton
Team RISP: 3-for-9 Team LOB: 7

FIELDING

DP: (Descalso-Solano, D-Hamilton)

Memphis	IP	H	R	ER	BB	SO	HR
MacLane (L, 0-1)	4.1	8	5	5	1	4	2
Fick	1.2	1	0	0	1	1	0
Scherer	1.1	0	0	0	0	3	0
Rundles	0.2	0	0	0	0	1	0
Totals	8.0	9	5	5	2	9	2

Tacoma	AB	R	H	RBI	BB	SO
Ackley, 2B	4	0	0	0	0	0
Halman, CF	4	1	3	0	0	0
Mangini, 3B	4	1	1	0	0	2
Winfree, RF	3	1	1	0	1	1
Smoak, 1B	4	1	2	3	0	1
Wilson, M, LF	3	1	2	2	0	1
Carp, DH	3	0	0	0	1	1
Hulett, SS	4	0	0	0	0	2
Alfonzo, C	2	0	0	0	0	1
Totals	31	5	9	5	2	9

BATTING

Smoak (1, 2nd inning off MacLane, 1 on, 0 out), Wilson,
M (1, 4th inning off MacLane, 0 on, 0 out) TB:
Halman 3; Mangini; Winfree; Smoak 5; Wilson, M 5 RBI:
Smoak 3 (3), Wilson, M 2 (2)
Runners left in scoring position, 2 out: Ackley; Hulett 2
SF: Wilson, M GDP: Mangini
Team RISP: 1-for-3 Team LOB: 6

FIELDING

E: Winfree (1, throw)

Tacoma	IP	H	R	ER	BB	SO	HR
Beavan (W, 1-0)	6.0	8	3	2	1	6	0
Baldwin	2.0	1	0	0	0	5	0
Cortes (S, 1)	1.0	0	0	0	0	1	0
Totals	9	9	3	2	1	12	0

HBP: Alfonzo (by MacLane)

Pitches-strikes: MacLane 84-56, Fick 28-17, Scherer 19-14, Rundles 7-5, Beavan 100-69, Baldwin 29-21, Cortes 12-8

Groundouts-flyouts: MacLane 4-4, Fick 0-4, Scherer 0-1, Rundles 1-0, Beavan 4-7, Baldwin 0-1, Cortes 1-1

Batters faced: MacLane 22, Fick 7, Scherer 4, Rundles 2, Beavan 27, Baldwin 7, Cortes 3

Inherited runners-scored: Fick 3-2

Umpires: HP: Casey Moser 1B: Will Robinson 2B: John Brammer 3B: Barry Larson

Weather: 86 degrees, cloudy Wind: 4 mph, L to R T: 2:45 Att: 4,041

THE 2010 RAINIERS: TACOMA SLUGGERS SWEEP MEMPHIS (CONTINUED)

Tacoma Rainiers 11, Memphis Redbirds 7

Game Two - September 15, 2010 - played at Autozone Park (Memphis, TN)

	1	2	3	4	5	6	7	8	9	R	H	E
Memphis	0	2	2	0	0	2	1	0	0	7	12	2
Tacoma	4	3	1	3	0	0	0	0	x	11	15	0

Memphis	AB	R	H	RBI	BB	SO
Rapoport, CF	4	0	1	1	0	0
Descalso, 2B	5	0	1	0	0	2
Craig, A, LF	4	2	2	0	1	0
Hamilton, 1B	4	1	1	2	0	2
Mather, RF	5	0	1	1	0	2
Cazana, DH	4	2	2	0	1	1
Gotay, 3B	4	2	2	0	0	2
Cruz, T, C	3	0	1	2	1	0
Solano, D, SS	4	0	1	1	0	0
Totals	37	7	12	7	3	9

BATTING

2B: Craig, A 2 (3, Robles, Speigner), Cruz, T (2, Robles)

HR: Hamilton (1, 3rd inning off Robles, 1 on, 1 out)

TB: Rapoport; Descalso; Craig, A 4; Hamilton 4; Mather;

Cazana 2; Gotay 2; Cruz, T 2; Solano, D

RBI: Cruz, T 2 (2), Hamilton 2 (4), Solano, D (6), Rapoport

(3), Mather (5)

Runners left in scoring position, 2 out: Hamilton;

Rapoport; Cruz, T

SF: Rapoport GIDP: Craig, A

Team RISP: 3-for-10 Team LOB: 8

FIELDING

E: Hamilton (1, throw) Rapoport (1, throw)

DP: (Descalso-Solano, D-Hamilton)

Memphis	IP	H	R	ER	BB	SO	HR
Dickson (L, 0-1)	3.1	10	9	5	1	2	4
Perez, O	1.2	2	2	0	0	1	1
Norrick	0.1	2	0	0	1	1	0
Samuel	0.2	0	0	0	0	2	0
Reifer	1.0	1	0	0	0	1	0
Sanchez, E	1.0	0	0	0	1	1	0
Totals	8.0	15	11	7	3	8	5

WP: Robles HBP: Hamilton (by Robles)

Pitches-strikes: Dickson 69-47, Perez, O 22-17, Norrick 21-9, Samuel 12-7, Reifer 13-10, Sanchez, E 18-9, Robles

93-57, Snell 33-16, Speigner 30-21, Paredes 12-9, Patterson, S 6-6

Groundouts-flyouts: Dickson 2-4, Perez, O 1-2, Norrick 0-0, Samuel 0-0, Reifer 1-1, Sanchez, E 2-0, Robles 6-3, Snell

1-1, Speigner 2-0, Paredes 1-0, Patterson, S 0-1

Batters faced: Dickson 22, Perez, T 7, Norrick 4, Samuel 2, Reifer 4, Sanchez 3, Robles 23, Snell 6, Speigner 8, Paredes 3, Patterson 2

Inherited runners-scored: Samuel 3-0, Paredes 1-0

Umpires: HP: Will Robinson 1B: John Brammer 2B: Barry Larson 3B: Casey Moser

Weather: 89 degrees, partly cloudy Wind: 8 mph, Varies T: 3:16 Att: 4,365

Tacoma Rainiers 10, Memphis Redbirds 6

Game Three - September 17, 2010 - played at Autozone Park (Memphis, TN)

	1	2	3	4	5	6	7	8	9	10	11	R	H	E
Tacoma	0	0	1	0	4	1	0	0	0	4	10	15	2	
Memphis	2	0	0	0	2	0	0	0	0	0	6	13	0	

Tacoma	AB	R	H	RBI	BB	SO
Ackley, 2B	5	2	2	1	1	1
Halman, CF	6	2	2	0	0	0
Mangini, 3B	5	2	3	1	1	2
Winfree, RF	4	2	1	3	1	1
Carp, DH	5	0	1	1	1	1
Smoak, 1B	5	0	2	2	1	1
Wilson, M, LF	6	1	2	1	0	4
Hulett, SS	4	0	1	0	0	2
Dominguez, PR-SS	2	0	0	0	0	1
Alfonzo, C	5	1	1	1	0	3
Totals	47	10	15	10	4	16

BATTING

HR: Alfonso (1, 3rd inning off Walters, 0 on, 1 out), Ackley (2,

5th inning off Walters, 0 on, 2 out), Winfree (2, 5th inning off

Walters, 2 on, 2 out), Wilson, M (3, 6th inning off Scherer, 0

on, 1 out)

TB: Ackley 5; Halman 2; Mangini 3; Winfree 4; Carp; Smoak

2; Wilson, M 5; Hulett; Alfonso 4

RBI: Alfonso (2), Ackley (7), Winfree 3 (5), Wilson, M (7),

Mangini (4), Carp (5), Smoak 2 (6)

2-out RBI: Ackley; Winfree 3

Runners left in scoring position, 2 out: Wilson, M 3; Dominguez, J 3

GIDP: Alfonso Team RISP: 5-for-10 Team LOB: 10

FIELDING

E: Mangini 2 (5, fielding, throw)

PB: Alfonso (2) DP: (Dominguez, J-Smoak)

Tacoma	IP	H	R	ER	BB	SO	HR
Petit, Y	5.0	6	4	2	0	7	1
Varvaro	1.0	2	1	1	0	1	0
Paredes	0.1	2	1	1	0	1	0
Patterson, S	1.2	2	0	0	1	2	0
Baldwin (W, 1-0)	2.0	0	0	0	0	2	0
Lueke	1.0	1	0	0	1	1	0
Totals	11.0	13	6	4	2	14	1

WP: Walters 2 HBP: Carp (by Reifer), Winfree (by Sanchez, E)

Pitches-strikes: Petit, Y 80-62, Varvaro 18-12, Paredes 8-5, Patterson, S 32-20, Baldwin 24-16, Lueke 19-9, Walters 97-56,

Scherer 12-9, Rundles 20-12, Reifer 18-11, Kinney 28-18, Sanchez, E 34-19

Weather: 84 degrees, cloudy Wind: 6 mph, In from CF T: 3:50 Att: 6,709

Tacoma	AB	R	H	RBI	BB	SO
Ackley, 2B	5	1	1	0	0	0
Halman, CF	5	2	2	2	0	2
Mangini, 3B	5	1	0	0	0	1
Winfree, RF	4	2	3	1	1	0
Carp, DH	5	1	2	1	0	0
Smoak, 1B	3	2	1	1	2	2
Wilson, M, LF	4	1	2	4	0	2
Hulett, SS	4	1	2	2	0	1
Alfonzo, C	4	0	2	0	0	0
Totals	39	11	15	11	3	8

BATTING

2B: Carp (1, Norrick)

HR: Halman (2, 2nd inning off Dickson, 1 on, 0 out), Carp (1,

2nd inning off Dickson, 0 on, 2 out), Hulett (1, 3rd inning off

Dickson, 0 on, 1 out), Winfree (1, 4th inning off Dickson, 0 on, 1

out), Wilson, M (2, 4th inning off Perez, O, 1 on, 2 out)

TB: Ackley; Halman 5; Winfree 6; Carp 6; Smoak; Wilson,

M 5; Hulett 5; Alfonso 2

RBI: Smoak (4), Wilson, M 4 (6), Hulett 2 (4), Halman 2

(6), Carp (4), Winfree (2)

2-out RBI: Smoak; Wilson, M 4; Hulett; Carp

Runners left in scoring position, 2 out: Alfonso 2; Hulett 2

GIDP: Carp Team RISP: 3-for-7 Team LOB: 7

FIELDING

DP: (Hulett-Ackley-Smoak)

Tacoma	IP	H	R	ER	BB	SO	HR
Robles (W, 1-0)	5.0	6	4	4	2	4	1
Snell	1.0	2	2	2	1	1	0
Speigner	1.1	4	1	1	0	1	0
Paredes	1.0	0	0	0	0	2	0
Patterson, S	0.2	0	0	0	0	1	0
Totals	9.0	12	7	7	3	9	1

TACOMA TRIPLE-A ALL-TIME ROSTER (1960-2024)

A

Aardsma, David – 2011
 Abad, Fernando – 2022
 Abbott, Cory – 2024
 Abbott, Jeff - 2003
 Abbott, Kurt – 1992-93
 Abbott, Paul – 1997-99, 2001-02
 Abraham, Brian – 1981
 Ackley, Dustin – 2010-11, 2013
 Acre, Mark – 1994
 Adams, Austin – 2019
 Adams, Mike – 1972, 1974
 Adamson, Joel – 1999
 Adcock, Ty – 2024
 Afenir, Troy – 1990-91
 Agudelo, Jorge – 2011
 Aheame, Pat - 2000
 Akerfelds, Darrel – 1986-87
 Akers, Chad – 1999-2001
 Alaniz, Ruben "R.J." – 2019
 Albuquerque, Al – 2016
 Albury, Vic – 1972-73, 1979
 Alcala, Juan – 1999-2000
 Alcantara, Jose – 1978
 Aldrete, Mike – 1993
 Alexander, Chad – 2000-01
 Alexander, Manny – 2001
 Alfonso, Eliezer – 2010
 Allen, Logan – 2023
 Allietta, Bob – 1979-80
 Allison, Dana – 1990-94
 Almonte, Abraham – 2013-14
 Almonte, Denny – 2013
 Alomar, Rafael – 1961-62
 Alou, Jesus – 1963
 Alou, Matty – 1960, 1963
 Alston, Del – 1978-1980
 Altavilla, Dan – 2017-19
 Altman, George – 1967
 Alusik, George – 1965
 Alvarado, Damien – 2000
 Alvarez, Dario – 2018
 Alvarez, Ossie – 1960
 Amalfitano, Joe – 1963, 1966
 Amburgey, Trey – 2022
 Amerson, Archie – 1977
 Anchia, Jake – 2022
 Andersen, Larry – 1979
 Anderson, Brian – 2024
 Anderson, Craig – 2003-04
 Anderson, Dick – 1978
 Anderson, Matt – 2015
 Anderson, Ryan - 2000
 Andino, Robert – 2013
 Andreoli, John – 2018-19
 Aoki, Nori – 2016
 Apana, Matt – 1995
 Aplin, Andrew – 2017-18
 Applier, Kevin – 2006
 Arcia, Jose – 1972
 Arias, Amador – 2021
 Arias, Jonathan – 2013-14
 Arias, Oliver - 2005
 Ariola, Tony – 1990
 Armas, Marcos – 1993-94
 Armstrong, Jim – 1969
 Armstrong, Shawn – 2018-19
 Arndt, Larry – 1989-90
 Arnold, Ron – 1984
 Arnsberg, Brad – 1993
 Aro, Jonathan – 2016-17
 Arroyo, Fernando – 1986
 Arroyo, Jack – 2006
 Arruda, Tom – 1962, 1964
 Arthur, Al – 1977
 Ascanio, Rayder – 2017

Ash, Brett – 2017
 Asher, David – 2007
 Ashman, Michael – 1985
 Atchison, Scott – 2000, 2002-06
 Atherton, Keith – 1982-83
 Ausman, Paul – 1976
 Auty, Tim - 2005
 Avery, Xavier – 2013-14
 Ayala, Bobby – 1996

B

Babitt, Shooty – 1982
 Baek, Cha-Seung – 2004-2007
 Baez, Flemming – 2008-09
 Bair, Doug – 1986
 Baker, John - 2015
 Baker, Steve – 1982-83
 Baldwin, Andy – 2008-2010
 Balentien, Wladimir – 2007-08
 Banda, Anthony – 2022
 Bando, Chris – 1989
 Bane, Eddie – 1974-77
 Bannister, Nathan – 2017-18
 Bantz, Brandon – 2012-13
 Barber, Steve – 1970
 Barber, Terry – 1964
 Barclay, Curt – 1960
 Bard, Josh – 2010-11
 Barker, Luke – 2024
 Barkett, Andy - 2003
 Barnes, Dick – 1972
 Barnes, Jacob – 2022
 Baron, Steven – 2015-17
 Barron, Tony – 1995
 Barthol, Blake – 2001-02
 Barton, Bob – 1963-64, 1967
 Barzilla, Phillip – 2008
 Bass, Randy – 1975-77
 Bathe, Bill – 1983-86
 Bathe, Bob – 1984-85
 Batista, Tony – 1993
 Bauer, Mark – 1985
 Baumgarten, Ross – 1983
 Bautista, Denny – 2011
 Bautista, Gerson – 2019
 Bawcom, Logan – 2013-15
 Baxes, Mike – 1961
 Baxter, Mike – 2016
 Bayless, Jarod – 2022-23
 Bazarro, Eduard – 2023-24
 Beach, Randy – 1975
 Beane, Billy – 1989
 Beard, Dave – 1981-82
 Beard, Garrett – 1993
 Beattie, Jim – 1978
 Beavan, Blake – 2010-14
 Beckham, Gordon – 2017-18
 Bedard, Erik – 2010
 Beimeil, Joe – 2015
 Belcher, Tim – 1987
 Bell, Kevin – 1981-82
 Beltran, Juan – 2006
 Beltran, Rigo - 2018
 Bemis, Gregg – 1975-77
 Bengoechea, Brandy – 1994
 Benitez, Deybis – 2008
 Bennett, Dennis – 1968
 Bennett, Jim – 1983-84
 Benson, Charles – 1967
 Berblinger, Jeff – 1998
 Berenguer, Juan – 1979
 Bergman, Christian – 2017-19
 Bernardino, Brennan – 2022-23
 Bertotti, Mike - 1999
 Berumen, Andres – 1997-98
 Betancourt, Yuniesky – 2005, 2009

Bethke, Rick – 1976
 Betts, Todd – 2001
 Betzsold, James – 2001
 Bevel, Bobby – 2002
 Bibens-Dirix, Austin – 2006
 Billingsley, Ben – 2009
 Bird, Kyle – 2022
 Birtsaas, Tim – 1985-87
 Bishop, Bob – 1964-65
 Bishop, Braden – 2019, 2021
 Bitker, Joe – 1989-90
 Bittiger, Jeff – 1992
 Blackley, Travis – 2004, 2006
 Blackwood, Nolan – 2023
 Bladt, Rick – 1969
 Blakeley, Eric - 2005
 Blanco, Damaso – 1965
 Blanco, Ossie – 1971
 Blandino, Alex – 2022
 Blankenhorn, Travis – 2021
 Blankenship, Lance – 1988-92
 Blash, Jabari – 2014-15
 Blasi, Nick – 2008
 Bliss, Ryan – 2023-24
 Bloomquist, Willie – 2000, 2002, 2004
 Blowers, Mike - 1999
 Bobb, Randy – 1969
 Bocachica, Hiram – 2004
 Boccabella, John – 1967-68
 Boches, Scott – 2019
 Bohn, TJ – 2005-06
 Boles, Carl – 1963-64
 Bolin, Bob – 1960
 Bolton, Cody – 2024
 Bonderman, Jeremy – 2013
 Bonham, Bill – 1971
 Bonilla, Denys – 1998
 Bonilla, Juan – 1980
 Bonilla, Leury – 2011-15
 Bonnici, James – 1996-97
 Borchers, Rick – 1979-80
 Borders, Pat – 2001-2004
 Bordi, Rich – 1981, 1988-89
 Bordick, Mike – 1989-91
 Borgmann, Glenn – 1972-73
 Borrelli, Dean – 1993-94
 Bosetti, Rick – 1982
 Bosio, Chris – 1996
 Bostock, Lyman – 1974-75
 Boucher, Sebastien – 2007
 Bourque, Pat – 1971
 Bowie, Jim – 1994
 Bowman, Ernie – 1960-61
 Bowman, Matt – 2024
 Boyd, Matthew – 2022
 Bradford, Chasen – 2018-19
 Bradford, Sam - 2005
 Bradley, Bert – 1982-84
 Brady, Patrick – 2014-15
 Bragg, Darren – 1995-96
 Brant, Adam - 2005
 Brant, Marshall – 1983
 Brantly, Rob – 2016
 Brash, Matt – 2022
 Bray, Steve – 2010
 Breeding, Marv – 1967-68
 Breedon, Danny – 1971
 Breedon, Hal – 1971
 Brennan, Brandon – 2019
 Brennan, Tom – 1979-80
 Brentz, Jake – 2016
 Bright, Harry – 1966
 Brilinski, Tyler – 1988-89
 Briscoe, John – 1991-93
 Brito, Jorge – 1989, 1991-92
 Brito, Tison – 1998

FRONT
OFFICE

CHENEY
STADIUM

COACHING
STAFF

2025
RAINIERS

2024 SEASON
REVIEW

OPPONENTS

HISTORY &
RECORDS

MEDIA &
MISC.

TACOMA TRIPLE-A ALL-TIME ROSTER (1960-2024)

Brock, Russell – 1994
 Brock, Tarrik – 1998
 Broersma, Eric – 1986-87
 Broglio, Ernie – 1966
 Brooks, Mike – 1972-73
 Brosius, Scott – 1990-93
 Brosnan, Jason – 1996
 Brown, Bobby – 1978
 Brown, Curtis – 1987
 Brown, Darrell – 1982
 Brown, Hunter – 2005-06
 Brown, Jeff – 1968
 Brown, Ollie – 1965
 Brown, Randy – 1999
 Brown, Tom – 1979
 Browne, Byron – 1968
 Browne, Jerry – 1992-93
 Brugman, Jacob – 2019
 Brumley, Mike – 1994
 Brundage, Dave – 1998
 Bryant, Derek – 1981
 Bryant, Don – 1966
 Bryant, Scott – 1996
 Buccheri, James – 1992-94
 Bucci, Mike – 1980
 Budaska, Mark – 1981
 Buglovsky, Chris – 2005
 Buhner, Jay – 1998, 2001
 Buhner, Shawn – 1999
 Buice, DeWayne – 1981-83
 Bukauskas, J.B. – 2023
 Bullinger, Jim – 1998
 Bumstead, Michael – 2005
 Bunch, Melvin – 1999
 Burbach, Bill – 1972
 Burda, Bob – 1965
 Burdette, Fred – 1966
 Burgoon, Tyler – 2013
 Burk, Dean – 1970-71
 Burke, Chris – 2009
 Burke, Jamie – 2009
 Burns, Todd – 1986-88, 1991
 Burroughs, Sean – 2007
 Butcher, Mike – 1996
 Butera, Sal – 1975, 1977
 Butler, Bill – 1974, 1976-77
 Butler, John – 2002
 Butler, Rich – 2000
 Buttrey, Ty – 2024
 Byerly, Bud – 1960-61

C

Caballero, Jose – 2023
 Cabrera, Antonio – 1985
 Cabrera, Asdrubal – 2005-06
 Cadaret, Greg – 1987
 Cage, Wayne – 1979-80
 Callahan, Benjamin – 1983
 Calixte, Orlando – 2019
 Calmus, Dick – 1967-68
 Campbell, Bill – 1973
 Campbell, Eric – 2021
 Campbell, Kevin – 1991-93, 1995
 Campbell, Ron – 1966-68
 Campillo, Jorge – 2005, 2007
 Cano, Robinson – 2018
 Canseco, Jose – 1985
 Canzone, Dominic – 2024
 Capps, Carter – 2012-13
 Capriata, Alexander – 2017
 Carasiti, Matt – 2019
 Cardenal, Jose – 1962, 1964
 Carle, Shane – 2021
 Carlson, Don – 1962
 Carmel, Duke – 1965
 Carmona, Rafael – 1995-97, 1999-00

Carp, Mike – 2009-2012
 Carrara, Giovanni – 2003
 Carraway, Andrew – 2012-14
 Carrera, Ezequiel – 2010
 Carroll, Mark – 1999
 Carter, Ezell – 1972
 Carter, Jeff – 1992
 Casali, Curt – 2022
 Casey, Tim – 1990
 Castano, Blas – 2024
 Castellanos, Chris – 2017
 Castillo, Diego – 2023
 Castillo, Ruben – 2003
 Castro, Bill – 1982
 Castro, Daniel – 2019
 Castro, Fabio – 2011
 Castro, Ismael – 2006
 Castro, Jose – 1997
 Cate, Troy – 2003
 Catricala, Vinnie – 2012
 Caudill, Bill – 1987
 Caughel, Lindsey – 2018
 Caughey, Wayne – 1977
 Ceci, Sam – 1974
 Cedeno, Domingo – 1999
 Cerda, Jaime – 2007
 Champion, Mike – 1979-80
 Chapman, Nate – 1978
 Charlton, Norm – 2001
 Chavez, Endy – 2013-14
 Chavez, Raul – 1998-99
 Chavis, Michael – 2024
 Chen, Yung-Chi – 2007-08
 Chiamparino, Scott – 1990
 Chiang, Chih-Hsien – 2012
 Chick, Travis – 2007-08
 Chiles, Rich – 1979
 Chitren, Steve – 1990, 1992-93
 Cho, Hyung – 2005
 Choate, Don – 1960
 Choi, Ji-Ma – 2013-15
 Choo, Shin-Soo – 2005-06
 Chris, Michael – 1985
 Christensen, Jim – 1983
 Christian, Eddie – 1997
 Christianson, Ryan – 2004-05
 Christman, Tim – 2004
 Church, Len – 1967-71
 Cintron, Alex – 2009
 Cirillo, Jeff – 2003
 Cishek, Steve – 2017
 Citarella, Ralph – 1986
 Clark, Bryan – 1988-89
 Clark, Jermaine – 2001-02
 Clark, Robert – 1987
 Clase, Jonatan – 2024
 Clayton, Larry – 1968
 Clement, Jeff – 2006-2009
 Cloude, Ken – 1998-2000, 2002-03
 Cloyd, Tyler – 2017, 2019
 Coachman, Pete – 1991
 Cochran-Gill, Trey – 2015
 Codirolì, Chris – 1982, 1984, 1987
 Coffey, Todd – 2014
 Coggins, Frank – 1971
 Colborn, Jim – 1969, 1971
 Colbrunn, Greg – 2003
 Coleman, Casey – 2016
 Coleman, Trevor – 2011
 Collins, Don – 1980
 Collins, Mike – 2004
 Collis, Rocky – 2006
 Colton, Larry – 1970
 Comstock, Keith – 1982
 Connors, Bill – 1966-67
 Connors, Greg – 2002-03

Conroy, Tim – 1985
 Constable, Jim – 1963-64
 Converse, Jim – 1995
 Cook, Ryan – 2018
 Cooke, Billy – 2019
 Corbell, Charles – 1988
 Corcoran, Roy – 2008-09
 Cordero, Chad – 2010
 Correia, Ron – 1991
 Corsi, Jim – 1988-90, 1992
 Cortes, Dan – 2010-11
 Cortez, Renee – 2006-07
 Cosman, Jim – 1970-71
 Cotter, Aaron – 2007
 Court, Ryan – 2019
 Cowan, Billy – 1966
 Cox, Bobby – 1966
 Cox, Jeff – 1981
 Cox, Larry – 1976
 Crabbe, Callix – 2009
 Cradle, Rickey – 1998
 Crawford, J.P. – 2019, 2024
 Creel, John – 2022-23
 Crismatt, Nabil – 2019
 Crow, Dean – 1997
 Cruceta, Francisco – 2005-06
 Cruz Jr., Jose – 1996-97
 Cruz, Fausto – 1993-94
 Cruz, Tommy – 1978
 Cuellar, Bobby – 1979-80
 Cummings, John – 1995
 Culetta, Joey – 2019
 Cumal, Jim – 1978
 Cutler, Brad – 1975
 Cyr, Eric – 2008

D

D'Acquisto, John – 1982
 Danish, Tyler – 2019
 Darwin, Jeff – 1995
 Dattola, Kevin – 1993
 Davey, Tom – 2000
 Daviault, Ray – 1961
 Davidson, Tom – 1969
 Davila, Nick – 2023
 Davis, Ben – 2004
 Davis, Brock – 1970-71
 Davis, Don – 1966-67
 Davis, J.R. – 2019
 Davis, Jackie – 1963
 Davis, Jason – 2007
 Davis, Mike – 1981-82
 Davis, Riley – 2022-23
 Davis, Tim – 1995-97
 Davison, Scotty – 1995-96
 Dawkins, Gookie – 2007
 Dawley, Bill – 1989
 de Geus, Brett – 2024
 De Jong, Chase – 2017
 De La Cruz, Jose – 2007
 De La Rosa, Maximó – 1998-99
 De Los Santos, Ramon – 1984
 Decker, Joe – 1968-69, 1971
 Decker, Steve – 1997
 Dees, Charlie – 1960
 De Filippis, Art – 1977
 DeFratu, Justin – 2016
 Delabar, Steve – 2011-12
 Delaplaine, Sam – 2017
 Delcarmen, Manny – 2011
 DeLeon, Luis – 1980
 Delgado, Danny – 1999
 Delgado, Jesus – 2009
 Delgado, Oscar – 2002
 DeLoach, Zach – 2023
 Delucchi, Dustin – 2005

TACOMA TRIPLE-A ALL-TIME ROSTER (1960-2024)

Dempsey, Pat – 1981
 Dempsey, Rick – 1972
 Denker, Travis – 2010
 Derrick, Mike – 1972
 DeShields, Delino – 2023
 Detwiler, Ross – 2018
 Devenski, Chris – 2024
 Diaz, Alex – 1995-96
 Diaz, Bo – 1979
 Diaz, Eddy – 1995-96
 Diaz, Jhonathan – 2024
 Diaz, Victor – 2008
 Dickey, RA – 2008
 Dietrick, Pat – 1986, 1989-90
 Dietz, Dick – 1964-65
 Distaso, Alec – 1968, 1970
 Dobbs, Greg – 2004-06
 Dollard, Taylor – 2023
 Dominguez, Jeffrey – 2005, 2010
 Done, Juan – 2007
 Dorman, Rich – 2005-06, 2008
 Dorsett, Brian – 1986-87
 Dowling, Dave – 1966, 1968
 Downs, Brodie – 2007, 2009
 Doyle, Brian – 1978, 1981
 Dozier, Tom – 1985-87
 Drake, Ron – 1971
 Dressendorfer, Kirk – 1991
 Drinkwater, Sean – 1996
 Driver, Tyler – 2022-23
 Drumright, Keith – 1981-82
 Ducey, Rob – 1997
 Dudek, John – 1970
 Duffalo, Jim – 1960-61
 Dugger, Robert – 2016, 2021
 Dull, Ryan – 2021
 Duncan, Taylor – 1979
 Dunegan, Jim – 1969-71
 Dunigan, Joe – 2013
 Dunn, Justin – 2021
 Durango, Ariel – 1999
 Duron, Nick – 2021
 Dybzinski, Jerry – 1979
 Dye, Scott – 1983
 Dye, Steve – 1988

E
 Earley, Arnold – 1966-67
 Edwards, Dave – 1977
 Eichelberger, Tony – 1964
 Elia, Lee – 1967-69
 Elias, Roenis – 2014-15, 2018, 2022
 Ellington, Brian – 2019
 Ellis, Drew – 2022
 Ellis, Duke – 2024
 Ellis, Jim – 1967-68
 Ellis, Rob – 1979
 Ellison, Josh – 2004
 Embry, Byron – 2007
 Emery, Robert – 2023
 Engel, Adam – 2023
 Engel, Arlo – 1964
 Eppard, Jim – 1986
 Epperly, Tom – 1975-76
 Erickson, Andrew – 1964
 Eskew, Dan – 1991
 Espinoza, Alvaro – 1997
 Esquibel, Andres – 2009
 Estelle, Dick – 1964-65
 Estrada, Chuck – 1966
 Evans, Bryan – 2017
 Evans, Johnny – 1982
 Everidge, Tommy – 2010
 Evert, Brett – 2004-05
 Ewing, Ray – 1972
 Extrano, Jetsy – 2011

Ezell, Glenn – 1972-73
F
 Fairchild, Stuart – 2022
 Fairey, Jim – 1974
 Faison, Vince – 2004
 Falkenberg, Brian – 2001-2003
 Fanzone, Carmen – 1971
 Farley, Bob – 1960-61
 Farmer, Ed – 1983-84
 Farquhar, Danny – 2012-13, 2015
 Fast, Darcy – 1967-70
 Faul, Bill – 1966-67
 Feierabend, Ryan – 2007-08, 2010
 Feiner, Korey – 2008
 Felix, Lauro – 1994
 Felske, John – 1966, 1968
 Fermin, Felix – 1995
 Fernandez, Anthony – 2014
 Fernandez, Chico – 1967-68
 Fernandez, Jair – 2006
 Fernandez, Osvaldo – 1996
 Fernandez, Rafael – 2015
 Ferraro, Mike – 1973
 Ferrer, Sergio – 1974-75
 Festa, Matt – 2019, 2021-23
 Fick, Chuck – 1983
 Fields, Bruce – 1990
 Fields, Josh – 2011
 Fien, Casey – 2017
 Fife, Danny – 1973-74
 Figueroa, Ed – 1981-82
 Figueroa, Eduardo – 2000
 Figueroa, Luis – 2001, 2003
 Filia, Eric – 2016, 2019, 2021
 Fioenza, Andrew – 2007
 Fisher, Eddie – 1960-61
 Fisher, Nate – 2021
 Fister, Doug – 2009-10
 Fitzer, Lyn – 1970
 Fitzgerald, Brian – 2001-2002
 Flannery, Mike – 2005-06
 Flavin, John – 1966
 Fleetham, Ben – 1999
 Fleming, Josh – 2024
 Flener, Huck – 1999
 Fletcher, Aaron – 2021
 Fletcher, Tom – 1967
 Flores, Jose – 1999-2000
 Flores, Ramon – 2015
 Florido, Deivy – 2019
 Foppert, Jesse – 2005-06
 Ford, Darren – 2012
 Ford, Dave – 1983-84
 Ford, Mike – 2022-23
 Fowler, Don – 1981-82
 Fox, Eric – 1990-94
 Fox, Matt – 2012
 Fraley, Jake – 2019, 2021
 Frank, Trevor – 2018
 Franklin, Nick – 2012-14
 Franklin, Ryan – 1997-2001
 Freeman, Corey – 2001
 Freeman, Mike – 2016-17
 Freese, Gene – 1968
 Freitas, David – 2018-19
 French, Luke – 2010-11
 Friedman, Jason – 1996
 Frieri, Ernesto – 1997
 Frulio, Tony – 1961
 Fruto, Emiliano – 2003, 2005-06
 Fry, Paul – 2016-17
 Fuentes, Brian – 2001
 Fuentes, Tito – 1964-65
 Fulmer, TA – 2004
 Funk, Frank – 1965

Furbush, Charlie – 2012, 2016
G
 Gajkowski, Steve – 1997-98
 Gallagher, Al – 1965, 1967
 Gallego, Mike – 1982-84, 1986-87
 Gamel, Ben – 2017-18
 Gandolfo, Rob – 2002-03
 Garcia, Apolinar – 1988, 1991
 Garcia, Damaso – 1978
 Garcia, Freddy – 1998, 2000
 Garciaparra, Michael – 2005-06
 Garibaldi, Bob – 1963-65
 Garman, Mike – 1979
 Garrett, Adrian – 1971
 Garrett, Lynn – 1983
 Garrett, Shawn – 2008
 Garrido, Gil – 1961-65
 Garrison, Marv – 1980
 Garrison, Steve – 2012
 Garrison, Webster – 1991-93
 Garton, Ryan – 2017-19
 Garvin, Jerry – 1976
 Gary, Alex – 2006
 Gates, Brent – 1993, 1997
 Gatewood, Aubrey – 1968
 Gatlin, Mike – 1975
 Gaviglio, Sam – 2015-17
 Gebhard, Bob – 1973
 Gelfarb, Steve – 1981
 Gelnar, John – 1972
 Gerez, Francisco – 2004
 Germano, Justin – 2015
 Gernert, Dick – 1962
 Giambi, Jason – 1994
 Giddings, Wayne – 1985
 Gideon, Jim – 1976-77
 Gigon, Norm – 1966-67
 Gilbert, Logan – 2021
 Gile, Don – 1963
 Giles, Ken – 2022
 Gill, Ken – 1972-73
 Gillespie, Cole – 2014
 Gilheeneey, James – 2013-15
 Gilliam, Isiah – 2023-24
 Gillies, Darin – 2018-19, 2021
 Gimenez, Chris – 2011
 Gipson, Charles – 1997-2000
 Glaser, Gordy – 1980
 Glenn, John – 1963
 Glinatsis, George – 1995
 Godoy, Jose – 2021
 Goeddel, Erik – 2018
 Goetz, John – 1961-63
 Goltz, Dave – 1972, 1974
 Gomez, Fabio – 1993
 Gomez, Jeanmar – 2017
 Gomez, Luis – 1974, 1976-77
 Gomez, Moises – 2021
 Gonzales, Marco – 2017
 Gonzalez, Wiki – 2004-05
 Goodwin, Danny – 1982-85
 Goossen, Greg – 1971
 Gordon, Dee – 2019
 Gorgas, Marvin – 2016
 Gorinski, Bob – 1975-76
 Gorman, Tom – 1988
 Gosewich, Tuffy – 2017
 Gott, Trevor – 2023
 Goudeau, Ashton – 2018
 Gould, Clint – 1995-96
 Grabowski, Jason – 2001
 Graff, Milt – 1961-62
 Gragg, Logan – 2024
 Graham, Dan – 1977
 Grandas, Bob – 1981-82

FRONT
OFFICE

CHENEY
STADIUM

COACHING
STAFF

2025
RAINERS

2024 SEASON
REVIEW

OPPONENTS

HISTORY &
RECORDS

MEDIA &
MISC.

TACOMA TRIPLE-A ALL-TIME ROSTER (1960-2024)

Graveman, Kendall – 2021
 Gray, Gary – 1980
 Graybill, David – 1995
 Grebeck, Austin – 2017
 Green, Nick – 2007
 Green, Otis – 1995
 Green, Sean – 2005-2007
 Green, Zach – 2022
 Gregg, Kevin – 2015
 Gregorius, Didi – 2023
 Griffey Jr., Ken – 1995
 Griffey, Craig – 1997
 Grimm, Justin – 2018, 2021
 Gross, Wayne – 1986
 Grotz, Zac – 2019
 Grube, Jarrett – 2010-12, 2016
 Grunhard, Dan – 1992
 Gryboski, Kevin – 2000-2001
 Guerrero, Arturo – 2022
 Guerrieri, Taylor – 2021
 Guetterman, Lee – 1995-96
 Guevara, Giomar – 1997, 1999
 Guaiepe, Mayckol – 2015-16
 Guilbeau, Taylor – 2019
 Guillen, Carlos – 1998, 2000, 2003
 Guinn, Brian – 1986
 Gura, Larry – 1969-71
 Guth, Bucky – 1972-73
 Gutierrez, Franklin – 2011-13, 2015
 Guzman, Elpidio – 2004
 Guzman, Freddy – 2009
 Guzman, Johnny – 1991-93
 Guzman, Jose – 1996
 Guzman, Juan – 2006

H
 Haberer, Jake – 2019
 Haeger, Charlie – 2011
 Hagadone, Nick – 2017
 Hager, Jake – 2021
 Haggerty, Sam – 2022-24
 Hague, Matt – 2018
 Hahn, Jesse – 2024
 Hain, Bill – 1961-63
 Hairston, John – 1969-70
 Halama, John – 2001-02
 Hall, David – 2005
 Hall, Josh – 2009
 Hall, Tom – 1977
 Haller, Tom – 1960-61
 Halman, Greg – 2010-11
 Hamilton, Billy – 2022
 Hamilton, Dave – 1981
 Hamulack, Tim – 2003
 Hancock, Emerson – 2024
 Hancock, Garry – 1984
 Hands, Bill – 1963-65
 Haney, Todd – 1997
 Haniger, Mitch – 2017, 2019, 2022
 Hanna, Preston – 1983
 Hannahan, Jack – 2010
 Hansen, Dave – 2005
 Hansen, Terrel – 1995
 Hanson, Alen – 2021
 Harikkala, Tim – 1995-98
 Harmon, Robert – 2007
 Harper, Brian – 1987, 2000
 Harper, Ryne – 2017
 Harris, Jeff – 2004-06
 Harris, LeRoy – 1966
 Harris, Reggie – 1991-92
 Harrison, Ron – 1984-85
 Hart, Corey – 2014
 Hart, Jim Ray – 1963
 Hart, Kyle – 2023
 Hartenstein, Chuck – 1966-68

Hassey, Ron – 1979
 Haveman, Brandon – 2011
 Haydel, Hal – 1972
 Head, Dan – 2001
 Healy, Tucker – 2018
 Heath, Bill – 1969-70
 Heath, Mike – 1992
 Heaverlo, Dave – 1981-83
 Heaverlo, Jeff – 2000, 2003-05
 Hebert, Brock – 2014
 Heimer, Todd – 1979-80
 Heimueller, Gorman – 1981-84
 Heineman, Scott – 2022
 Heinold, Doug – 1978
 Helder, Eugene – 2017
 Helfand, Eric – 1994
 Hembree, Heath – 2024
 Hemond, Scott – 1990-92
 Henderson, Dave – 1992-93
 Henderson, Ken – 1964
 Henderson, Rod – 2000
 Henderson, Steve – 1987
 Henn, Sean – 2012
 Henriquez, Ralph – 2011-12
 Henry, Butch – 1999
 Hensley, Chuck – 1983
 Hensley, Steven – 2012-13
 Herb, Tyler – 2021
 Herbel, Ron – 1961-63, 1972
 Heredia, Guillermo – 2016, 2018
 Hermanek, John – 1968
 Hernandez, Brayán – 2017
 Hernandez, Cal – 2018
 Hernandez, Carlos – 2000
 Hernandez, Carlos – 2019
 Hernandez, Cesar – 2023
 Hernandez, Felix – 2005, 2016-17, 2019
 Hernandez, Gabby – 2009
 Hernandez, Jonathan – 2024
 Heron, Karl – 1960
 Herrmann, Chris – 2018
 Heston, Chris – 2017
 Hiatt, Jack – 1965
 Hibbs, Jim – 1970-71
 Hickman, Jim – 1968
 Hicks, John – 2014-15
 Higgins, Tyler – 2018
 Hill, Derek – 2022
 Hill, Donnie – 1983-84, 1989
 Hill, Kyle – 2022
 Hill, Nick – 2013-14
 Hill, Orsino – 1992
 Hillegas, Shawn – 1993
 Hiller, Chuck – 1961
 Hills, Rich – 1999
 Hinchliffe, Brett – 1998-99
 Hiser, Gene – 1970-71
 Hoane, Wes – 2000
 Hobson, Cam – 2015
 Hodges, Kevin – 1999-2001
 Hoerman, Jared – 2004
 Hokanson, Harry – 1965
 Holbert, Aaron – 1998, 2002
 Holcomb, Scott – 1989
 Holden, Dick – 1962
 Holdridge, David – 1997-99
 Holdsworth, Fred – 1981
 Holloway, Jordan – 2024
 Holly, Jeff – 1977
 Holman, Brad – 1995
 Holt, Jim – 1972
 Holzemer, Mark – 1997
 Hooton, Burt – 1971
 Hoover, Connor – 2018-19, 2023
 Hoppe, Jim – 1973
 Horner, Jim – 2001-2004

Horsman, Vince – 1993-94
 Hosley, Tim – 1982
 Hotchkiss, John – 1983-84
 House, Craig – 2003
 Howard, Christopher – 1995
 Howard, Doug – 1974
 Howard, Kevin – 2008
 Howard, Steve – 1989-90
 Howie, Mark – 1987
 Howitt, Dann – 1988, 1990-92
 Hrynio, Michael – 2006-07
 Huber, Jon – 2006-2008
 Huckaby, Ken – 1998
 Hudgens, Dave – 1983-84
 Hudson, Bob – 1984
 Huff, David – 2021
 Hughes, Jim – 1973-74, 1977
 Hughes, Terry – 1970-71
 Huisman, Justin – 2006
 Hulett, Tuc – 2008, 2010
 Hull, Eric – 2009
 Hultzen, Danny – 2012-13
 Hummel, Cooper – 2023
 Humphreys, Michael – 1995
 Hundley, Randy – 1964-65
 Hunt, Blake – 2024
 Hunt, Ken – 1966
 Hunter, Brian R. – 1996
 Hunter, Kyle – 2016-17
 Hunter Jr., Leon – 2021, 2023
 Hurtado, Edwin – 1996-97
 Hutchison, Austin – 2017-18

I
 Ibanez, Raul – 1996-2000, 2004
 Irwin, Dennis – 1978
 Iwakuma, Hisashi – 2014-15, 2017
 Izturis Jr., Cesar – 2018, 2022

J
 Jackson, Austin – 2015
 Jackson, Ryan C. – 2017
 Jackson, Ryan D. – 1999
 Jackson, Tyler – 2018
 Jacobs, Greg – 2004-05
 Jacobsen, Bucky – 2004-05
 Jacquez, Pat – 1970
 Jaekel, Paul – 1966
 Jakubauskas, Chris – 2008-09
 James, Cleo – 1971
 James, Dick – 1967, 1970
 Jaramillo, Jason – 2013
 Jarvis, Matt – 2001-2002
 Javier, Stan – 1986-87
 Jaycox, Greg – 1972
 Jefferson, Chris – 2022, 2024
 Jennings, Doug – 1988-91
 Jensen, Ryan – 2023
 Jerez, Williams – 2021
 Jestadt, Garry – 1970-71
 Jimenez, Cesar – 2005-09, 2011-12
 Jimenez, Jose – 2012
 Jimenez, Luis – 2011-12
 Jimenez, Manny – 1969
 Jimenez, Miguel – 1993-94
 Jimerson, Charlton – 2007-08
 Johannesen-Ellis, Tommy – 2007
 Johjima, Kenji – 2009
 Johns, Doug – 1994
 Johnson, Brent – 2008
 Johnson, Clark – 1962
 Johnson, Earl – 1999
 Johnson, Evan – 2021
 Johnson, Frank – 1965
 Johnson, Rett – 2003
 Johnson, Rob – 2006-2008, 2010

TACOMA TRIPLE-A ALL-TIME ROSTER (1960-2024)

FRONT
OFFICE

CHENEY
STADIUM

COACHING
STAFF

2025
RAINERS

2024 SEASON
REVIEW

OPPONENTS

HISTORY &
RECORDS

MEDIA &
MISC.

Johnson, Roy – 1986-88
Johnson, Steve – 2016
Johnson, Tom – 1975-76
Johnson, Tyler – 2009
Johnson, Wallace – 1990
Johnston, Rex – 1965
Jones, Adam – 2006-2007
Jones, Clarence – 1966-68
Jones, Darryl – 1978
Jones, Gary – 1987-89
Jones, James – 2013-15
Jones, Jim – 1985-86, 1988
Jones, Jeff – 1982-84
Jones, P.J. – 2016
Jones, Ross – 1988
Jones, Sherman – 1960-61
Jordan, Ricky – 1996
Jorgensen, Randy – 1998
Jose, Felix – 1988-89
Joseph, Ricardo – 1962-63
Juelsgaard, Jarod – 1998
Jurak, Ed – 1988

K
Kaiser, Jeff – 1984-86
Kaleiwahea, Brennon – 2019
Kaminsky, Rob – 2023-24
Kammeyer, Bob – 1978
Kato, Kobe – 2024
Kaye, Justin – 2001-02
Kazmar, Sean – 2011
Kearney, Bob – 1981-82, 1987
Kelenic, Jarred – 2021-23
Kelley, Shawn – 2009-2012
Kelley, Trevor – 2024
Kelly, John – 2004
Kelly, Kenny – 2002-03
Kelly, Ryan – 2017
Kelly, Tom – 1972-75, 1977
Kelly, Ty – 2013-14, 2021
Kennedy, Garrett – 2018
Kennison, Kyle – 1998
Kensing, Logan – 2014-15
Kerr, Raymond – 2019, 2021
Kerski, Kody – 2017
Ketchner, Ryan – 2002
Keuchel, Dallas – 2024
Key, Chris – 2004-05
Kibler, Russ – 1986-87
Kida, Masao – 2005
Kickham, Mike – 2015
Kiefer, Steve – 1984-85
Kiekhefer, Dean – 2017
Killeen, Tim – 1993
Killingsworth, Kirk – 1988
King, Jerome – 1983
King, Kevin – 1995
Kingery, Mike – 1992
Kingman, Brian – 1982
Kingsale, Eugene – 2001-02
Kinkade, Mike – 2008
Kinney, Dennis – 1982
Kinney, Josh – 2012-13
Kirby, George – 2022
Kirwer, Tanner – 2023
Kitchen, Austin – 2024
Kittredge, Andrew – 2013, 2015-16
Kivlehan, Patrick – 2015-16
Klink, Joe – 1988-89, 1996
Kluttz, Mickey – 1981
Knapp, Aaron – 2019
Knapp, Andrew – 2022
Knapp, Mike – 1996
Knudson, Guido – 2016
Kober, Collin – 2019
Koch, Matt – 2022

Kohlscheen, Stephen – 2014
Kolek, Stephen – 2023
Komminsk, Brad – 1991
Koonce, Cal – 1966
Kopach, Connor – 2019
Koplit, Howie – 1964
Koplove, Mike – 2009-10
Kramer, Joe – 1986
Kratz, Erik – 2015
Krause, Scott – 2002
Krehbiel, Joey – 2024
Krenchicki, Wayne – 1987-88
Kroon, Marc – 1999
Krueger, Bill – 1984-87, 1995
Krueter, Chad – 1995
Krug, Everett – 1966
Kuhn, Travis – 2021
Kusick, Craig – 1973-75
Kuzmic, Craig – 2002-03
Kuzminsky, Scott – 2017
Kyles, Stan – 1985-87

L
La Rose, Vic – 1968-69
LaFromboise, Bobby – 2012-13
LaHair, Bryan – 2006-2009
Lail, Brady – 2021
Lamabe, John – 1969
Lambert, Reese – 1988-90
Lambert, Tim – 1985-86
Lamp, Dennis – 1987
Lampkin, Tom – 2000
Landazuri, Stephen – 2015
Landry, Jacques – 2003
Landry, Leon – 2015
Langerhans, Ryan – 2010
Langford, Rick – 1984
Lanier, Hal – 1964
Lansford, Carney – 1991
Lansford, Joe – 1985-86
Larker, Norm – 1964
Larsen, Don – 1968
Larsen, Jack – 2023
Latter, David – 1992
Lavey, Justin – 2023
Law, Adam – 2018
Law, Joe – 1987-90
Law, Ron – 1972
Law, Vance – 1991
Lawrence, Casey – 2017-18, 2024
Leach, Jalal – 1997, 2003
LeBlanc, Wade – 2019
Lee, Cliff – 2010
Lee, Dae-Ho – 2016
Lee, Don – 1967
Lee, Zach – 2016
Lehr, Justin – 2007
Leiper, Dave – 1984-87, 1990, 1994
Leiter, Mark – 1999
LeMaster, Johnnie – 1987
LeMay, Dick – 1960, 1962, 1969-70
Lemons, Dave – 1969-70
Leone, Dominic – 2015
Leone, Justin – 2004-05
Lerner, Lewis – 1975
Leshner, Brian – 2000
Lewis, Darren – 1990
Lewis, Kyle – 2022
Lewis, Scott – 1995
Leyer, Robinson – 2019
Lezcano, Carlos – 1984
Liberato, Luis – 2019, 2021
Liddi, Alex – 2011-13
Light, Pat – 2017-18
Limonta, Johan – 2011-12
Lintz, Larry – 1979
Linzy, Frank – 1964
Lira, Felipe – 1997-98
Littleton, Larry – 1980
Littleton, Wes – 2010
Littlewood, Marcus – 2016
Littton, Greg – 1995
Liverpool, Marquise – 2006
Livingston, Bobby – 2005-06
Llovera, Mauricio – 2024
Lobaton, Jose – 2019
Loberg, Tim – 1977
Lockhart, Keith – 1992
Locklear, Tyler – 2024
Lombardo, Earl – 1969
Lonchar, John – 1977
Long, Shed – 2019, 2021
Looper, Aaron – 2003-04, 2006
Lopes, Tim – 2019
Lopez, Albie – 2005
Lopez, Aquilino – 2002
Lopez, Danny – 2011
Lopez, Jose – 2004-05
Lopez, Mickey – 2003-04
Lorraine, Andrew – 1998, 2005
Lovenguth, Lynn – 1960-61
Lowe, Derek – 1996-97
Lowe, Mark – 2007, 2015, 2017
Lucas, Ed – 2016
Luce, Rob – 1999
Luebber, Steve – 1972-73, 1975, 1977
Lueke, Josh – 2010-11
Luetge, Lucas – 2013-15
Lundstedt, Tom – 1975
Lung, John – 1968-71
Lydy, Scott – 1993-94
Lysander, Rick – 1981
Lysgaard, Jim – 1978

M
Mabry, John – 2000, 2003
MacDougal, Mike – 2014
Machado, Robert – 2000
Machi, Jean – 2017
Mack, Chantz – 2014
Mack, Quinn – 1995
MacKenzie, Ken – 1964
Mackintosh, Jason – 2007
Maddux, Mike – 1997
Madritsch, Bobby – 2004
Maduro, Jorge – 2003-04
Magdaleno, Ricky – 2000
Maldonado, Carlos – 1994
Maldonado, Carlos – 1998
Maldonado, Felix – 1963
Mallory, Sheldon – 1979
Maloo, Jack – 1976
Mandle, Tom – 1966-68
Maneely, Bob – 1976
Mangini, Matt – 2010-11
Manos, Pete – 1980
Manrique, Fred – 1991
Manuel, Charlie – 1973
Manuel, Robert – 2009
Manzanillo, Josias – 1997
Manzanillo, Ravelo – 1997
Maranda, Georges – 1961
Margevicius, Nick – 2022
Marichal, Juan – 1960
Marietta, Louis – 1983
Mariot, Michael – 2024
Mariscal, Chris – 2019
Marjama, Mike – 2017-18
Markel, Parker – 2019
Marlowe, Cade – 2021-24
Marmolejos, Jose – 2021
Marquez, Jeff – 2012

TACOMA TRIPLE-A ALL-TIME ROSTER (1960-2024)

Marshall, Evan – 2017
 Marte, Damaso – 1999
 Marte, Ketel – 2014-16
 Martin, Cody – 2016-17
 Martin, Leonys – 2017
 Martin, Reeves – 2021
 Martinez, Bernie – 2021, 2023-24
 Martinez, Gustavo – 2001-02, 2004
 Martinez, Manny – 1993-94, 1996
 Masters, David – 2021
 Mateo, Julio – 2002, 2007
 Mathias, Mark – 2023
 Mathis, Joe – 1999
 Mathisen, Wyatt – 2021
 Matias, John – 1973
 Matos, Francisco – 1994, 1999
 Matos, Josue – 2002
 Maurer, Brandon – 2013-14
 May, Davis – 1976-77
 Mayfield, Jack – 2021
 Maynard, Scott – 1995, 2004
 Mazza, Chris – 2022
 McCall, Larry – 1978, 1980
 McCarthy, Greg – 1996-99
 McCarty, David – 1998
 McCaughan, Darren – 2018-19, 2021-23
 McClain, Jim – 1962, 1964
 McClain, Reggie – 2019
 McClendon, Travis – 2000
 McCormick, Mike – 1973
 McCovey, Willie – 1960
 McCoy, Mason – 2022-23
 McCoy, Tim – 1990-91
 McDonald, Rusty – 1983-84
 McFadden, Leon – 1971
 McGee, Easton – 2023
 McGinnis, Russ – 1988-90
 McGwire, Mark – 1986
 McIver, Anthony – 2018
 McKay, Dave – 1975-76, 1983
 McKay, David – 2019
 McKinney, Ian – 2021-22
 McKnight, Jim – 1965
 McLaughlin, Bo – 1982, 1985
 McLaughlin, Joey – 1985-86
 McMahon, Ed – 1973
 McMath, Jim – 1969-70
 McNealy, Rusty – 1983
 Meacham, Rusty – 1996
 Meche, Gil – 1999-2000, 2004
 Mecir, Jim – 1995
 Medina, Yoervis – 2010, 2013, 2015
 Meeks, Tim – 1987-88
 Mejia, Erick – 2015, 2022
 Mejias-Brean, Seth – 2017-18
 Melson, Gary – 1979
 Menchaca, Eddy – 2002
 Meneses, Alex – 2007
 Menhart, Paul – 1996-97
 Mercado, Orlando – 1988
 Mercedes, Henry – 1990, 1992-94
 Mercedes, Juan – 2022
 Mersch, Neal – 1978
 Messenger, Randy – 2008-09
 Metzger, Roger – 1969-70
 Meyer, Dan – 1984
 Meyer, Jake – 2000-2002
 Meyers, Chad – 2003
 Meyers, LeRoy – 1966
 Mickolio, Kameron – 2007
 Middleton, Keynan – 2021
 Mielke, Gary – 1991
 Milacki, Bob – 1995-96
 Millay, Keith – 1992
 Miller, Andrew – 2024
 Miller, Brad – 2013

Miller, Corky – 2006
 Miller, Ian – 2017-19
 Miller, Justin – 2011
 Miller, Russ – 1990
 Miller, Trevor – 2014
 Miller, Tyson – 2024
 Millette, Joe – 1997
 Mills, Brad – 2016
 Mills, Wyatt – 2021-22
 Milone, Tommy – 2019, 2022-23
 Miner, Zach – 2014
 Minetto, Craig – 1981
 Minor, Blas – 1996
 Minor, Ryan – 2002
 Miranda, Ariel – 2018
 Misiewicz, Anthony – 2019, 2022
 Mitchell, Bobby – 1967
 Mitchell, D.J. – 2012-13
 Mize, Paul – 1981-82
 Mobley, Willie – 1968
 Mohler, Mike – 1994
 Molina, Izzy – 1992
 Monahan, Shane – 1997-2000
 Montane, Ivan – 2000
 Montero, Jesus – 2013-15
 Montgomery, Mike – 2015
 Montreuil, Al – 1969-71
 Monzant, Ray – 1960
 Monzon, Dan – 1974
 Monzon, Erick – 2006, 2009
 Moon, Brian – 2004
 Mooneyham, Bill – 1985-87
 Moore, Adam – 2009-10, 2012
 Moore, Andrew – 2017, 2019
 Moore, Dylan – 2019, 2021-23
 Moore, Kelvin – 1981-83
 Morales, Johnmbeyker – 2015
 Morales, Willie – 1993
 Moran, Al – 1966
 Moran, Brian – 2012-13
 Moran, Colin – 2023
 Morban, Jose – 2006
 Morban, Julio – 2014-15
 Moreta, Ramon – 2001
 Morgan, Josh – 2022
 Morgan, Reid – 2021
 Morgan, Russ – 2000
 Morin, Mike – 2018
 Morris, Colby – 2022
 Morris, Danny – 1972
 Morrison, Logan – 2014
 Morrow, Brandon – 2008-09
 Morse, Mike – 2005-07, 2009, 2013
 Mortimore, Travis – 2007
 Mosquera, Julio – 2003
 Moss, Damian – 2005
 Moss, Steve – 2009
 Mota, Manny – 1961
 Motter, Taylor – 2017-18
 Moyer, Jamie – 1997
 Moyers, Steven – 2018
 Mullen, Scott – 2005
 Muno, Danny – 2017-18
 Munoz, Andres – 2021, 2023
 Munoz, Luis – 2009-10
 Munson, Kevin – 2016
 Mura, Steve – 1985
 Murfee, Penn – 2019, 2021-23
 Murphy, Dwayne – 1987
 Murphy, Mike – 1999-2000
 Murphy, William – 1970
 Murray, Tom – 1968
 Musselman, Jeff – 1991-92
 Mustad, Eric – 1981-82
 Myers, Adrian – 2001, 2003
 Myers, Dennis – 1975

Myers, Ed – 1983-84
 Myers, Randy – 2001
 Myette, Ken – 1968

N
 Nady, Xavier – 2014
 Nageotte, Clint – 2004-06
 Nannini, Mike – 2006
 Narleski, Steve – 1979
 Narron, Jerry – 1978
 Nasif, Ralph – 1973
 Navarro, Efen – 2016
 Navarro, Julio – 1960-62
 Navarro, Oswaldo – 2006-2009
 Navarro, Rey – 2018
 Neel, Troy – 1991-93
 Negron, Kristopher – 2019
 Neill, Mike – 1994, 2000
 Nelson, Brad – 2009-10
 Nelson, Joe – 2010
 Nelson, Jon – 2006-2008
 Nelson, Rob – 1986-87
 Nesbit, Michael – 2004
 Nettles, Jim – 1973, 1981-82
 Newby, Joey – 2009
 Newfield, Marc – 1995
 Newman, Ray – 1970-71
 Newsome, Ljay – 2018-19
 Nicholson, Carl – 1979
 Niese, Jon – 2019
 Nieuwenhuis, Kirk – 2018
 Nittoli, Vinny – 2021
 Noesi, Hector – 2012-13
 Nola, Austin – 2019
 Noland, James – 1995
 Nolin, Sean – 2019
 Noriega, Gabriel – 2014
 Norrid, Tim – 1979-80
 Norris, Mike – 1983, 1989-90
 Northcraft, Aaron – 2019
 Norton, Greg – 2008
 Norton, Tom – 1973, 1975
 Norwood, Willie – 1976-77
 Nottebart, Don – 1970
 Nottingham, Jacob – 2021, 2023
 Nunez, Abraham – 2005
 Nunez, Isreal – 2007, 2009
 Nunez, Jhonny – 2013
 Nunez, Kelvin – 2022
 Nunez, Luis – 2007
 Nuno, Vidal – 2015

O
 Obradovich, Jim – 1974
 O'Brien, Bob – 1973
 O'Brien, Charlie – 1984-85
 O'Brien, Riley – 2022-2023
 Ochoa, Blake – 2010
 Ochoa, Sebastian – 2018
 O'Connell, Danny – 1960
 Odum, Joe – 2018-19, 2022
 O'Flaherty, Eric – 2006-08
 Ogren, Ryne – 2018
 Ohka, Tomo – 2007
 Ojeda, Miguel – 2005
 O'Keefe, Brian – 2021-23
 Oldham, Tom – 2006
 Oliver, Dave – 1979-80
 Oliver, Joe – 2000
 Oliver, Nate – 1970
 Oliveros, Luis – 2008
 Olivo, Miguel – 2005, 2012
 Olmos, Edgar – 2015
 Olson, Garrett – 2009-10
 Olson, Tyler – 2015
 O'Malley, Shawn – 2015-17

TACOMA TRIPLE-A ALL-TIME ROSTER (1960-2024)

O'Neill, Tyler – 2017
 Ontiveros, Steve – 1984-85, 1987
 Onyshko, Ben – 2021
 Orsino, John – 1961-62
 Ortiz, Jose – 1971
 Osteen, Gavin – 1992-94
 Otto, Dave – 1988-90
 Overton, Dillon – 2017
 Overton, Joe – 1965
 Owchinko, Bob – 1985
 Owens, Jerry – 2009

P

Pacheco, Alex – 1997
 Pacheco, Jordan – 2019
 Packard, Spencer – 2024
 Padlo, Kevin – 2021-22
 Paez, Paul – 2017
 Pagan, Emilio – 2016-17
 Pagan, Jose – 1960
 Page, Mitchell – 1981-82
 Pagel, Karl – 1980
 Palat, Ed – 1974-75
 Palazzolo, Steve – 2010
 Pall, Bryan – 2021
 Palmer, Matt – 2014
 Paniagua, Jose – 1998
 Paolini, Daniel – 2015
 Papierski, Michael – 2024
 Paquette, Craig – 1992-94
 Paredes, Edward – 2007, 2010-11
 Parker, Blake – 2016
 Parker, Clayton – 1991
 Parker, James – 2022
 Parker, Terrence – 2006
 Parque, Jim – 2007
 Parrish, John – 2007
 Patrick, Bronswell – 1993-94
 Patterson, Corey – 2013
 Patterson, Dave – 1982
 Patterson, Scott – 2010-12
 Pauley, David – 2010, 2012
 Paxton, James – 2013-16
 Paxton, Mike – 1980
 Payero, Nick – 2024
 Pazik, Mike – 1974-76
 Pazos, James – 2018
 Pazos, Manny – 2018
 Pedrique, Al – 1990
 Pecci, Jay – 2003
 Pedrol, Christian – 2019
 Peek, Tim – 1992-93
 Peguero, Carlos – 2011-13
 Peguero, Julio – 1995-96
 Pellow, Kit – 2005
 Pena, Bobby – 1966
 Pena, George – 1967, 1969, 1974-75
 Pena, Willy Mo – 2011
 Penalver, Luis – 1962
 Peralta, Sammy – 2024
 Perez, Bill – 1989
 Perez, Brayon – 2022
 Perez, Michael – 2024
 Perez, Miguel – 2022
 Perez, Oliver – 2012
 Perez Jr., Robert – 2019
 Perez, Williams – 2018
 Perkins, Cameron – 2018
 Perlozzo, Sam – 1977
 Perry, Bob – 1960-63
 Perry, Gaylord – 1960-63
 Petagine, Roberto – 2006
 Peters, Ricky – 1983-86
 Peterson, Cap – 1963, 1972
 Peterson, D.J. – 2015-17

Petit, Yusmeiro – 2010
 Pettis, Gary – 1993
 Pevey, Marty – 1995
 Phifer, Ron – 1962
 Phillips, Anthony – 2010
 Phillips, Dick – 1960-62
 Phillips, J.R. – 2003
 Phillips, Tony – 1981-82, 1985, 1987-88
 Phillips, Tony – 1995-96
 Phoenix, Steve – 1993-94
 Piche, Ron – 1968-69
 Pico, Jeff – 1991
 Pietroburgo, Rob – 1980
 Pina, Manny – 2014
 Pineda, Michael – 2010
 Pineda, Rafael – 2015, 2017
 Pineiro, Joel – 2000-2001, 2005
 Pirkil, Greg – 1995-96
 Pizzano, Dario – 2016-17
 Pizzaro, Juan – 1971
 Pizzaro, Melvin – 2005
 Pledger, Kinnis – 1999
 Plews, Herb – 1965
 Plunk, Eric – 1985-87
 Podsednik, Scott – 2001-02
 Poepping, Mike – 1975-76
 Pointer, Aaron – 1968-69
 Polanco, Jorge – 2024
 Polidor, Gus – 1991-92
 Polinsky, Bob – 1978
 Polo, Tito – 2019
 Polonia, Luis – 1986-88
 Ponce de Leon, Daniel – 2022
 Poppen, Sean – 2024
 Popovich, Paul – 1966
 Pounders, Brooks – 2021
 Povse, Max – 2017-18
 Powell, Boog – 2016-17
 Powell, Hosken – 1977
 Powers, John – 1985
 Poythress, Rich – 2013
 Pozo, Arquimede – 1995-96
 Pregenzer, John – 1963-65
 Prescott, George – 1960
 Prettyman, Ronnie – 2007
 Pries, Jordan – 2014-16
 Procopio, Jim – 1966
 Proly, Mike – 1977
 Pryor, Buddy – 1989
 Pryor, Stephen – 2012-14
 Puckett, A.J. – 2023
 Pulsipher, Bill – 2004
 Puryear, Nate – 1979
 Putz, JJ – 2002-2004, 2008
 Pyznarski, Tim – 1984

Q

Qualls, Jim – 1968-70
 Quinones, Luis – 1983
 Quintero, Humberto – 2014
 Quirk, Jamie – 1989
 Quiroz, Guillermo – 2006, 2009-10, 2012

R

Raabe, Brian – 1997
 Racza, Mike – 1990, 1992-93
 Radatz, Dick – 1967
 Radmanovich, Ryan – 1998-99
 Rajsich, Dave – 1978
 Raleigh, Cal – 2021-22
 Rall, Tim – 2005
 Ralston, Bill – 1974-75
 Ramirez, Ben – 2022
 Ramirez, Erasmo – 2011-14, 2018
 Ramirez, Horacio – 2007

Ramirez, JC – 2015
 Ramirez, Jose – 2015
 Ramirez, Nick – 2022
 Ramirez, Ramon – 2014
 Ramirez, Yohan – 2021-22
 Ramos, Domingo – 1978
 Ramsay, Rob – 1999-2001
 Ramsey, James – 2016-17
 Rapada, Clay – 2014
 Rasmussen, Rob – 2015
 Ratliff, Lane – 2017
 Raudman, Bob – 1966-67
 Reberger, Frank – 1968
 Redfern, Pete – 1976
 Redman, Prentice – 2007-2009
 Reece, Thad – 1985-87
 Reed, Jeremy – 2004, 2007-08
 Reichert, Dan – 2005
 Reid, Jessie – 1989
 Reimer, Kevin – 1996-97
 Reinheimer, Jack – 2021
 Reitsma, Chris – 2007
 Relaford, Desi – 1995-96
 Rende, Sal – 1979-80
 Renfree, Matt – 2008
 Renfroe, Marshall – 1960
 Renick, Rick – 1973-76
 Reser, Phil – 1970
 Retzer, Edwin – 1983
 Reuschel, Paul – 1971
 Reveira, Frank – 1960-62
 Reynolds, Archie – 1968-69
 Reynolds, Kevin – 2006-2007
 Rhodes, Dusty – 1960-63
 Rhomberg, Kevin – 1980
 Rickey, Ralph – 1970-71
 Rico, Al – 1972
 Ridings, Steven – 2017
 Rifkin, Aaron – 2005
 Rijo, Jose – 1985, 1987
 Ring, Royce – 2011
 Rislley, Bill – 1995
 Rivas, Danny – 1961-63
 Rivas, Leo – 2024
 Rivera, Jansiel – 2018
 Rivera, Michael – 2017
 Rivera, Mumba – 2008, 2010
 Rivera, Rene – 2004-06
 Rivero, Carlos – 2015
 Rivette, Scott – 2000
 Roach, Donn – 2016
 Robbins, Doug – 1993
 Roberson, Kevin – 1995
 Roberts, Max – 2021
 Robertson, Andre – 1988
 Robertson, Daniel – 2016
 Robertson, Nate – 2011
 Robinson, Bruce – 1984
 Robinson, Jerry – 1963
 Robinson, Kerry – 1999
 Robinson, Trayvon – 2011-12
 Robisch, Jon – 1967
 Robles, Mauricio – 2010-12
 Roderick, Barry – 1973, 1976
 Rodriguez, Alex – 1995-96
 Rodriguez, Brett – 2021
 Rodriguez, Frank – 2000
 Rodriguez, Jose – 2023
 Rodriguez, Luis – 2011-12
 Rodriguez, Rick – 1983-87
 Rodriguez, Roberto – 1971
 Roe, Chaz – 2011
 Roenicke, Ron – 1986
 Rogelstad, Matt – 2003
 Rogers, Mark – 2014

FRONT
OFFICE

CHENEY
STADIUM

COACHING
STAFF

2025
RAINERS

2024 SEASON
REVIEW

OPPONENTS

HISTORY &
RECORDS

MEDIA &
MISC.

TACOMA TRIPLE-A ALL-TIME ROSTER (1960-2024)

Rohrbaugh, Robert – 2007-08
 Rohn, Dan – 1987
 Rohrmeier, Dan – 1997-98
 Rojas, Minnie – 1963
 Rolison, Nate – 2002
 Rollins, David – 2015-16, 2018
 Romano, Tom – 1984-85
 Romero, Stefan – 2013-16
 Romo, Sergio – 2022
 Rosa, Joseph – 2017, 2021
 Rose, Brad – 2004
 Ross, Gary – 1967-68
 Rossy, Rico – 1998
 Rowland-Smith, Ryan – 2007-10
 Royer, Stan – 1989
 Roznovsky, Vic – 1967
 Rubio, Jorge – 1967
 Rudolph, Ken – 1968, 1971
 Ruffcorn, Jason – 2024
 Ruffin, Chance – 2012-14
 Ruggiano, Justin – 2015
 Rumbelow, Nick – 2018-19
 Runion, Tony – 2004
 Rupp, Cameron – 2018
 Ryan, Ryder – 2023
 Rzepczynski, Marc – 2018

S
 Sachse, Matt – 1999
 Sadler, Casey – 2021, 2023
 Sadowski, Ted – 1964
 Sain, Tom – 1976-77
 Sakata, Lenn – 1986
 Salazar, Eduardo – 2024
 Salkeld, Roger – 1995
 Salvatore, Mike – 2023
 Sammons, Lee – 1991
 Sampson, Adrian – 2015-16
 Sanchez, Alejandro – 1987-88
 Sandel, George – 2004
 Sanders, Anthony – 2000
 Sandoval, Juan – 2007
 Santa, Kevin – 2017, 2019
 Santiago, Hector – 2021
 Santiago, Ramon – 2004-05
 Santin, Daniel – 2007
 Santos, Gregory – 2024
 Sardinias, Luis – 2016
 Sardinha, Bronson – 2008
 Sasaki, Kazuhiro – 2003
 Saucedo, Tayler – 2023-24
 Saul, Jim – 1967, 1970
 Saunders, Dennis – 1972
 Saunders, Doug – 1995-96
 Saunders, Joe – 2015
 Saunders, Michael – 2008-10, 2013-14
 Savastano, Scott – 2008, 2012-13
 Schaefer, Jeff – 1994
 Scheffer, Aaron – 1999-2000
 Scheffler, Matt – 2024
 Scheiner, Jake – 2023
 Schepel, Kyle – 2015
 Scherer, Doug – 1985
 Schlereth, Daniel – 2018
 Schlesinger, Bill – 1968
 Schlitter, Brian – 2021
 Schmidt, Dave – 1992
 Schmitz, Dan – 1978
 Schock, Bill – 1991
 Schroder, Bobby – 1968
 Schultz, Jaime – 2021
 Schurr, Wayne – 1963, 1966
 Schuster, Frank – 1974
 Schweiger, Brian – 2005-06
 Scott, Bob – 1967

Scott, Dickie – 1989-90
 Scott, Ryan – 2017
 Scott, Tayler – 2019
 Scribner, Evan – 2016-17
 Seager, Kyle – 2011, 2019
 Sealy, Scot – 1995, 1997-99
 Sears, Todd – 2006
 Seberger, Mike – 1974, 1976
 Secrist, Don – 1971
 Seddon, Chris – 2009-2011
 Seelbach, Chris – 1998
 Segura, Jean – 2017
 Seitzer, Brad – 1998-99
 Sena, Jandy – 2012
 Serrano, Vascar – 2002
 Serum, Gary – 1977
 Severino, Pedro – 2023
 Sewald, Paul – 2021
 Sexton, Jimmy – 1981-82
 Shaddy, Christopher – 1988
 Shank, Zach – 2015-17
 Shaver, Jeff – 1988-90
 Shaw, Curtis – 1994
 Sheaffer, David – 2019, 2021-22
 Sheets, Andy – 1995-97
 Sheffield, Justus – 2019, 2021-23
 Shelen, Carl – 1965
 Shell, Steven – 2009-10
 Shelton, Chris – 2009
 Sherman, Darrell – 1995
 Sherow, Dennis – 1982-83
 Sherrill, George – 2004-05
 Sherrod, George – 1968-71
 Shibili, Andy – 2004
 Shikles, Larry – 1993
 Shipley, Joe – 1960
 Shockey, Scott – 1990, 1993
 Shoemaker, Scott – 2008
 Shotkoski, David – 1989
 Show, Eric – 1991
 Silva, Carlos – 2009
 Silvestre, Juan – 1997
 Simas, Bill – 2004
 Simmons, Enoch – 1994
 Simmons, Nelson – 1991
 Simmons, Shae – 2017
 Simons, Mitch – 1998
 Simpson, Allan – 2003
 Simpson, Corey – 2014
 Sinatro, Matt – 1987-88
 Sinclair, Steve – 1999-2000
 Sinner, Roger – 1963-64
 Sitton, Kraig – 2016
 Skidmore, Roe – 1969-70
 Slagle, Roger – 1978
 Slater, Johnny – 2019
 Slaughter, Jake – 2024
 Slaughter, Sterling – 1966
 Sliwinski, Kevin – 1988
 Slusarski, Joe – 1990-94
 Smith, Bobby Gene – 1966-67
 Smith, Carson – 2014
 Smith, Charley – 1969
 Smith, Chris – 2011
 Smith, Coleman – 1974-75
 Smith, Garry – 1978
 Smith, Jack – 1992
 Smith, Josh A. – 2018
 Smith, Mallex – 2019
 Smith, Mark – 1983
 Smith, Paul – 1963-64
 Smith, Raymond – 1986
 Smith, Ryan – 1997
 Smith, Tim – 1992-94
 Smith, Tom – 1968

Smith, Tyler – 2016-17
 Smithberg, Roger – 1993-94
 Smoak, Justin – 2010-14
 Snow, Kirby – 2024
 Snell, Ian – 2010
 Snelling, Chris – 2003, 2005-06
 Snider, Collin – 2024
 Snopek, Chris – 2000
 Snow, Forrest – 2011-16
 Snyder, Brian – 1988-89
 Snyder, Jason – 2006
 Soderholm, Dale – 1974, 1976
 Soderholm, Eric – 1973
 Sofield, Rick – 1977
 Sojo, Luis – 1995
 Solak, Nick – 2023-24
 Sommers, Dennis – 1965
 Soriano, Rafael – 2003-05
 Soriano, Fred – 1993
 Sosa, Gabriel – 2022
 Sosa, Jorge – 2008
 Souza, Justin – 2008
 Souza, Mark – 1981
 Souza Jr., Steven – 2022
 Sojde, Dick – 1962
 Spangler, Al – 1967, 1970
 Sparks, Joe – 1963-64
 Speed, Horace – 1979
 Speier, Gabe – 2024
 Spigner, Levale – 2010
 Spencer, Sean – 1998-2000
 Spiezio, Scott – 2005
 Sprague, Ed – 2001
 Staiger, Roy – 1978
 Stanek, Al – 1964-65
 Stanton, Mike – 1979
 Stark, Denny – 2001, 2008-09
 Steckenrider, Drew – 2022
 Steenstra, Kennie – 1999
 Stephens, Gene – 1967
 Stephenson, Earl – 1971, 1974
 Stephenson, John – 1967
 Stephenson, Phil – 1984-85
 Stevens, Dave – 1999
 Stewart, Dave – 1986
 Stewart, Jimmy – 1966
 Stitt, Brian – 2003
 Stoddard, Bob – 1986, 1988
 Stone, Rocky – 1973, 1975
 Stoneman, Bill – 1967-68
 Storen, Drew – 2016
 Storm, Bob – 1973
 Stoudt, Levi – 2024
 Stout, Eric – 2023
 Stover, Joe – 1971
 Strausborger, Ryan – 2016
 Strebeck, Rick – 1990-91
 Strickland, Hunter – 2019
 Strickland, Jim – 1972-73
 Strong, Jamal – 2003-05
 Stubing, Larry – 1961
 Sturtze, Tanyon – 1994
 Sucre, Jesus – 2013-16
 Suzuki, Mac – 1996-98
 Sveum, Dale – 1993
 Swanson, Erik – 2019, 2021-22
 Sweeney, Brian – 1999-2000, 2002-03, 2010, 2012-13
 Sweeney, Mike – 2010
 Sweet, Devin – 2023
 Swiacki, Bill – 1982
 Szukala, Gary – 1969

I
 Tabor, Matt – 2024
 Talton, Tim – 1963-64

TACOMA TRIPLE-A ALL-TIME ROSTER (1960-2024)

Tanner, Bruce – 1987, 1989
Taormina, Sal – 1960
Tapani, Kevin – 1986
Tapia, Domingo – 2021
Tavarez, David – 2002
Taylor, Aaron – 2003
Taylor, Chris – 2014-16
Taylor, Kennie – 2021
Taylor, Logan – 2017-18
Taylor, Samad – 2024
Taylor, Steve – 1978
Taylor, Wayne – 2014
Tejada, Wil – 1991
Tellman, Tom – 1985
Tenbrink, Nate – 2013-14
Tenerowicz, Robbie – 2023
Tenuta, Matt – 2018-19
Terrell, Jerry – 1972, 1975
Terveen, Bryce – 2005
Thames, Eric – 2013
Thayer, Greg – 1975
Then – Juan – 2023
Thoma, Ray – 1985-86
Thomas, Brad – 2007
Thomas, Dillon – 2021
Thomas, Frank – 1966
Thomas, Gerry – 1962-64
Thomas, Jared – 2005
Thomas, Juan – 2001-02
Thomas, Justin – 2008-09
Thomas, Rhylan – 2024
Thomas, Roy – 1981
Thompson, John – 1995
Thompson, Marv – 1978
Thornton, Matt – 2003-04
Thornton, Trent – 2023
Thorpe, Tracy – 2008
Throneberry, Faye – 1962-63
Thrower, Keith – 1985-86
Thurman, Gary – 1995
Tiefenauer, Bob – 1968-69
Tiefenthaler, Verle – 1960-61
Tillman, Kerry – 1986
Timmons, Ozzie – 1999
Tingelstad, Trent – 2022
Tinsley, Lee – 1997
Todd, Jim – 1971
Tolentino, Jose – 1985, 1987
Tomko, Brett – 2000-01
Tomlinson, Kelby – 2019
Topa, Justin – 2023
Toro, Abraham – 2022
Torrens, Luis – 2021-23
Torres, Daniel – 2013
Torres, Melqui – 2000
Torres, Paul – 1997
Torres, Salomon – 1995-96
Torrez, Mike – 1984
Townsend, Blake – 2022
Traber, Billy – 2010
Trail, Chet – 1969
Trammell, Taylor – 2021-23
Travis, Sam – 2021
Triunfel, Carlos – 2011-13
Tuiasosopo, Matt – 2008-11
Tuivailala, Sam – 2019
Turang, Brian – 1995
Turman, Jason – 2001

U

Ugueto, Luis – 2002-04
Ulloa, Emmanuel – 2000, 2002
Underwood, Jake – 1998
Unroe, Riley – 2023
Unsworth, Dylan – 2017
Upham, John – 1967-68

Upton, Justin – 2022
Urias, Luis – 2024
Urso, Sal – 1996
Ust, Brant – 2007

V
Valaika, Pat – 2023
Valbuena, Luis – 2005, 2008
Valdez, Phillips – 2022
Valdez, Wilson – 2005
Valenzuela, Benny – 1960-61
Van Poppel, Todd – 1992-93
Van Wyck, Jim – 1973-77
Vargas, Carlos – 2024
Vargas, Jason – 2009
Vargas, Julio – 1994
Varitek, Jason – 1997
Varvaro, Anthony – 2010
Vasquez, Anthony – 2011-12
Vasquez, Rafael – 1980
Vasser, Luke – 1965
Vavra, Terrin – 2024
Vazquez, Ramon – 1996, 2001, 2010
Veintidos, Juan – 1974-77
Venditte, Pat – 2016
Venegas, Alfredo – 2008
Veres, Dave – 1990
Verrett, Logan – 2021
Vice, Darryl – 1990
Vieira, Thyago – 2017
Villar, Jonathan – 2022
Villarreal, Fred – 2021-23
Villarreal, Oscar – 2008
Villilo, Miguel – 2000
Villone, Ron – 1995
Vincej, Zach – 2018
Vogelbach, Dan – 2016-18
Von Ohlen, Dave – 1986-88
Vosberg, Ed – 1994
Vosler, Jason – 2024
Vossler, Dan – 1973-74

W

Wade, Konner – 2022-23
Waggoner, Jim – 1991
Wagner, Mark – 1984
Wagner, Matt – 1995-96
Wagner, Michael – 2007
Wakamatsu, Don – 1995-96
Walden, Marcus – 2023
Waldrop, Kyle – 2017
Walker, Taijuan – 2013-14, 2016
Wall, Forrest – 2022
Walton, Bruce – 1989-92
Walton, Danny – 1974-75
Walton, Donovan – 2021-22
Wang, Chien-Ming – 2015
Ward, Bryan – 2004
Ward, Chris – 1970
Ward, Gary – 1977
Ward, Jay – 1977
Ward, Kevin – 1990
Warmoth, Logan – 2024
Warner, Austin – 2022
Warren, Mike – 1983-85
Warwick, Carl – 1966
Washington Jr., Curtis – 2024
Wathan, Dusty – 1998, 2000
Watson, Mark – 2000-02
Wawoe, Gianfranco – 2017
Wear, Greg – 2003-04
Weaver, Eric – 1999
Weber, Darrell – 1965
Weber, Jake – 2002
Weber, Ryan – 2017, 2021
Weber, Weston – 1989-92, 1995

Weekley, Johnny – 1960, 1962
Weigel, Patrick – 2022
Weiman, Blake – 2023
Weiss, Walt – 1987, 1989, 1992
Weiss, Zack – 2021
Wells, Casper – 2012
Wells, Jared – 2008-09
Werle, Bill – 1960-61
Werly, Jamie – 1978
Wernig, Pat – 1991
Werth, Dennis – 1978
Werth, Jayson – 2018
Wertz, Bill – 1996
Whalen, Rob – 2017-18
White, Evan – 2018, 2021-23
White, Jesse – 1966
White, Mike – 1967-69
White, Rick – 2007
White, Sean – 2007-10
Widger, Chris – 1995-96
Wieland, Joe – 2016
Whitot, Sandy – 1979-80
Wiley, Mark – 1972-76
Wilfong, Rob – 1976-77
Wilhelmsen, Tom – 2013, 2015-16
Wikerson, Curtis – 1995
Wilkins, Eric – 1980
Wilkins, Rick – 1997
Wilkinson, Bill – 1992
Wilkinson, Don – 1970
Willard, Jerry – 1986-87, 1995.
Wilwhite, Nick – 1968
Williams, George – 1965
Williams, Jeff – 1995
Williams, Randy – 2003-04
Williams, Taylor – 2022-23
Williams, Todd – 1999-2000
Williamson, Mac – 2019
Williamson, Scott – 2008
Willrodt, Matthew – 2021, 2023
Wilson, Bill – 1960
Wilson, Craig – 2008
Wilson, Dan – 2000
Wilson, Jack – 2010
Wilson, Josh – 2009-10
Wilson, Marcus – 2021-22
Wilson, Mike – 2009-12
Wilson, Neil – 1960-62
Winfree, David – 2010
Winslow, Robert – 2021
Witmeyer, Ron – 1990-93
Witte, Jantzen – 2021
Witte, Trey – 1996-97
Wittgren, Nick – 2023
Woerman, Joe – 2005, 2008
Wojciechowski, Asher – 2021-22
Wojna, Edward – 1990
Wolcott, Bob – 1995-97
Womack, Josh – 2008
Wong, Joey – 2017
Wong, Kean – 2023
Woo, Bryan – 2024
Woodard, Mike – 1983-84
Woods, Al – 1976
Woods, Jake – 2007-08
Woodward, Chris – 2009-10
Wooten, Greg – 2001-02
Worrell, Mark – 2010
Wright, Chris – 2003
Wright, Dan – 2006
Wright, Jesse – 1979
Wright, Mike – 2019
Wright, Ron – 2002

X

Xavier, Joe – 1988

FRONT
OFFICE

CHENEY
STADIUM

COACHING
STAFF

2025
RAINERS

2024 SEASON
REVIEW

OPPONENTS

HISTORY &
RECORDS

MEDIA &
MISC.

TACOMA TRIPLE-A ALL-TIME ROSTER (1960-2024)

Y

- Yacabonis, Jimmy – 2021
- Yancy, Hugh – 1979
- Yelding, Eric – 1996
- Yepez, Jose – 2010-11
- Yepez, Mario – 2012
- Young, Curt – 1983-86, 1993
- Young, Danny – 2022
- Young, Don – 1966, 1970
- Young Jr., Eric – 2019
- Young, Ernie – 1994
- Young, Matt – 1989
- Young, Ray – 1990, 1994
- Youngbauer, Scott – 2006

Z

- Zahn, Paul – 1971
- Zamora, Daniel – 2021
- Zancanaro, David – 1992
- Zanni, Dom – 1960-61
- Zapata, Juan – 2006
- Zapp, AJ – 2004
- Zaske, Jeff – 1988
- Zavala, Seby – 2024
- Zeber, George – 1978
- Zimmerman, Jordan – 1999-2001
- Zimmerman, Mike – 1996
- Zinter, Alan – 1997
- Zorn, Dean – 2005-06
- Zuniga, Tony – 2004
- Zunino, Mike – 2013, 2015-18
- Zych, Tony – 2015-17





MEDIA INFORMATION



2025 TACOMA RAINIERS MEDIA GUIDELINES



CONTACT INFORMATION: All media requests and questions should be addressed to Andy Helwig, Director of Media Relations and Baseball Information, (253) 722-1036 or ahelwig@tacomarainiers.com.

MEDIA CREDENTIALS:

2025 Tacoma Rainiers media credentials will be issued only to accredited members of the press. Single-game media credentials should be requested at least two days prior to the beginning of a homestand.

Media members will be informed of their credential status no later than 5 p.m. PT the day prior to the start of a series. Credentials will be available for pick-up from the Cheney Stadium box office three hours prior to first pitch on day of game.

Under no circumstances are media credentials to be transferred from person to person without the expressed permission and approval of the Tacoma Rainiers communications department. Violation of this policy may result in the informing of the Major League Baseball office, dismissal of the media member from Cheney Stadium and confiscation of the violator's media credential.

By applying for a media credential, the applicant and their media organization agree to adhere to all guidelines provided by the Tacoma Rainiers, Major League Baseball, Minor League Baseball and Cheney Stadium staff. The following guidelines apply to all accredited media and are subject to change.

MEDIA CREDENTIAL PICKUP:

Upon approval of a credential request, media members may pick up daily credentials at the Cheney Stadium Box Office Will Call window three hours prior to first pitch on day of game. A valid photo ID will be required upon pickup. Any special pickup requests should be sent to Andy Helwig via email at ahelwig@tacomarainiers.com no later than 24 hours before first pitch of the game.

PARKING:

There will be a limited number of media parking spots made available for every Rainiers game. All media members with credentials for a given game will have their names placed on a parking list.

PRESS BOX:

The press box is located along the third base side of Cheney Stadium on the ballpark's second level, and opens three hours prior to first pitch. It is a working press box for working members of the media only.

There is always a possibility that credentialed media will not be stationed in the press area but at an auxiliary area. The Rainiers have wireless internet access available for those outside the press box as well as those assigned to the auxiliary area. Rosters, lineups, game notes and team statistics will be available in the press box two hours prior to the scheduled game time.

FIELD ACCESS:

All interviews with players, coaches or staff are strongly encouraged to be done on the field. Please request availability with Andy Helwig by email (ahelwig@tacomarainiers.com). The field at Cheney Stadium is open for media observation during batting practice (see BP schedule on page 116); please clear such requests with Andy Helwig as well.

RESTRICTED ACCESS AREAS:

Credentialed media are permitted in all seating areas of the stadium, with the following exceptions:

Season Ticket Holder/Group Hospitality Clubs: Only ticketed fans with Dugout Club, Summit Club and 1882 Club tickets are allowed access to the respective clubs' dining rooms, bars and seating areas. Media photographers are not permitted in the Dugout Club seating area during the game. Food and drink provided in these clubs are strictly limited to ticketed fans, and not credentialed media.

Rainiers Offices: Access to the Tacoma Rainiers front office, located within the MultiCare 1882 Club, is permitted only with an employee host. Violation of this policy will result in the dismissal of the media member from Cheney Stadium and confiscation of the violator's media credential(s) for attending future games.

2025 TACOMA RAINIERS MEDIA GUIDELINES (CONTINUED)

GAME NOTES AND STATISTICS:

Rainiers game notes and statistics will be made available in the press box prior to the start of the game. To receive daily game notes in your inbox, please email Director of Media Relations and Baseball Information Andy Helwig, at ahelwig@tacomarainiers.com.

MEDIA INTERVIEWS:

Media members wishing to do an individual interview or a feature story should contact the Rainiers no later than 72 hours prior to the desired interview time. The media is asked to be respectful of the players' pre-game schedule when requesting an interview. No one will be permitted to interview starting pitchers pre-game on the day of their start.

PHOTOGRAPHERS:

Still and video photographers must have credentials showing at all times, and must take every precaution to not impede the views of ticketed fans.

The Tacoma Rainiers reserve the right to ask photographers and all media to change locations at any time.

USE OF PHOTOGRAPHY:

Media outlets needing use of Rainiers photography may contact the communications department via email at ahelwig@tacomarainiers.com. Accredited media members may use Rainiers-owned photographs for non-endorsement projects only.

BRAND GUIDELINES:

As part of a rebranding initiative prior to the 2015 season, the Rainiers now feature defined primary and secondary logos required for all collateral used in support of the team. Any collateral utilizing the now-defunct "compass" or any other logo previously promoted by the franchise should be replaced with items included within the new logo set outlined below.

OFFICIAL LOGO SET:

The "Rainiers" script now serves as the team's primary logo, and the standalone "R" operates as the team's secondary logo. For high-res or vector logo files, please contact the communications department via email at ahelwig@tacomarainiers.com.

AUTOGRAPH POLICY:

Under no circumstances are credentialed media members permitted to seek autographs, personal photographs, baseballs, bats, etc. on the field of play or in either clubhouse. Violation of this policy will result in the dismissal of the media member from Cheney Stadium and confiscation of the violator's media credential(s).

CAMERAS IN THE CLUBHOUSE:

Still photography is not permitted in the clubhouse at any time. Video in the clubhouse with a player or member of the coaching staff must be shot in-close from the shoulders up.

MEDIA EQUIPMENT:

The Tacoma Rainiers are not liable for any damaged, broken, misplaced or otherwise unusable equipment that media bring to Cheney Stadium.





RYLEE PAY

TACOMA RAINIERS BROADCASTER

PAY CAREER SUMMARY

- Enters her first season as Rainiers play-by-play announcer after joining the organization in 2025.
- Prior to joining the Rainiers, Pay served as a Play-by-Play Broadcaster and Media Relations Assistant for the Portland Sea Dogs (Double-A Affiliate of the Boston Red Sox) and broadcaster with MLB's Arizona Fall League
- Pay was a part of the first all-female booth in Double-A baseball in Portland alongside Emma Tiedemann while also being a part of the first female duo to broadcast a Boston Red Sox game on NESN in August, 2024.
- Pay graduated from the University of Nevada, Las Vegas in 2023 with a degree in Journalism and Media Studies with a concentration in Sports Media.
- Throughout her collegiate career, she was also an intern in the Northwoods League where she served as an On-Field Emcee and Marketing Intern prior to continuing her play-by-play career as a TV and Radio Broadcaster with the Cotuit Kettleers of the Cape Cod Baseball League.
- A native of Las Vegas, Nevada, she was a student athlete and captain of the UNLV Pom Team throughout her four-years at the university.
- Enjoys traveling, watching sports, going to the beach, and trying new coffee shops in her spare time.

2025 BROADCAST INFORMATION

All 150 Tacoma Rainiers game broadcasts can be listened to on **KIXI 880AM** or streamed on **TacomaRainiers.com**. Audio of all games can be heard for free, and video of all games home and road can be seen on **MiLB.TV** (subscription required). MiLB.TV is now included in an **MLB.TV** subscription.

The pre-game show begins 15 minutes prior to first pitch and the post-game show is 15 minutes long, beginning immediately following the final out.

BATTING & INFIELD PRACTICE SCHEDULES

<u>7:05 PM GAME TIME</u>	<u>ON FIELD</u>	<u>OFF FIELD</u>
Rainiers Infield.....	3:50 PM.....	4:00 PM
Rainiers BP.....	4:00 PM.....	5:00 PM
Visitors BP.....	5:05 PM.....	6:00 PM
Visitors Infield.....	6:00 PM.....	6:15 PM
<u>6:05 PM GAME TIME</u>	<u>ON FIELD</u>	<u>OFF FIELD</u>
Rainiers Infield.....	2:50 PM.....	3:00 PM
Rainiers BP.....	3:00 PM.....	4:00 PM
Visitors BP.....	4:05 PM.....	5:00 PM
Visitors Infield.....	5:00 PM.....	5:15 PM
<u>5:05 PM GAME TIME</u>	<u>ON FIELD</u>	<u>OFF FIELD</u>
Rainiers Infield.....	1:50 PM.....	2:00 PM
Rainiers BP.....	2:00 PM.....	3:00 PM
Visitors BP.....	3:05 PM.....	4:00 PM
Visitors Infield.....	4:00 PM.....	4:15 PM
<u>1:35 PM GAME TIME</u>	<u>ON FIELD</u>	<u>OFF FIELD</u>
Rainiers Infield.....	10:20 AM.....	10:35 AM
Rainiers BP.....	10:35 AM.....	11:30 AM
Visitors BP.....	11:35 AM.....	12:30 PM
Visitors Infield.....	12:30 PM.....	12:45 PM
<u>11:35 AM GAME TIME</u>	<u>ON FIELD</u>	<u>OFF FIELD</u>
Rainiers Infield.....	8:25 AM.....	8:35 AM
Rainiers BP.....	8:35 AM.....	9:35 AM
Visitors BP.....	9:40 AM.....	10:40 AM
Visitors Infield.....	10:40 AM.....	10:50 AM

CHENEY STADIUM SEATING GUIDE

Tickets may be purchased in person at the Cheney Stadium Box Office, Located at the front of the ballpark.

To purchase tickets online or locate additional ticketing information, please visit www.tacomarainiers.com or email tickets@tacomarainiers.com

TICKET OFFICE HOURS:

Game Days:

Monday - Friday 10am-7th Inning
Saturday & Sunday 10am-7th Inning

Non- Game Days:

Monday - Friday 10am-5pm
Saturday & Sunday Closed

DIRECTIONS TO CHENEY STADIUM:

From I-5, take exit 132 to Highway 16 West. Follow the 19th Street East exit and merge right onto 19th Street. Make a right onto Clay Huntington Way and follow it into the Cheney Stadium parking lot.



MARCH & APRIL

SUN	MON	TUE	WED	THU	FRI	SAT
					28 RR 7:00	29 RR 6:00
30 RR 1:30	31	1 2:05 RNO	2 6:05 RNO	3 6:05 RNO	4 6:05 RNO	5 4:05 RNO
6 1:05 RNO	7	8 SAC 6:00	9 SAC 6:00	10 SAC 7:00	11 SAC 7:00	12 SAC 6:00
13 SAC 1:30	14	15 4:05 OKC	16 9:05A OKC	17 5:05 OKC	18 4:05 OKC	19 4:05 OKC
20 2:05 OKC	21	22 SUG 11:30	23 SUG 6:00	24 SUG 7:00	25 SUG 7:00	26 SUG 6:00
27 SUG 1:30	28	29 6:35 LV	30 6:35 LV			

MAY

SUN	MON	TUE	WED	THU	FRI	SAT
				1 6:35 LV	2 7:05 LV	3 7:05 LV
4 12:05 LV	5	6 SAC 6:00	7 SAC 6:00	8 SAC 7:00	9 SAC 7:00	10 SAC 6:00
11 SAC 1:30	12	13 5:35 ABQ	14 5:35 ABQ	15 5:35 ABQ	16 5:35 ABQ	17 5:35 ABQ
18 12:35 ABQ	19	20 5:05 ELP	21 10:05A ELP	22 5:35 ELP	23 5:35 ELP	24 5:35 ELP
25 5:05 ELP	26	27 SL 6:00	28 SL 6:00	29 SL 7:00	30 SL 7:00	31 SL 6:00

JUNE

SUN	MON	TUE	WED	THU	FRI	SAT
1 SL 1:30	2	3 LV 11:30	4 LV 6:00	5 LV 7:00	6 LV 7:00	7 LV 6:00
8 LV 1:30	9	10 SAC 6:00	11 SAC 6:00	12 SAC 7:00	13 SAC 7:00	14 SAC 6:00
15 SAC 1:30	16	17 ABQ 6:00	18 ABQ 6:00	19 ABQ 7:00	20 ABQ 7:00	21 ABQ 6:00
22 ABQ 1:30	23	24 5:15 RR	25 5:15 RR	26 5:15 RR	27 5:15 RR	28 4:15 RR
29 4:05 RR	30					

JULY

SUN	MON	TUE	WED	THU	FRI	SAT
		1 SL 7:00	2 SL 7:00	3 SL 6:00	4 6:05 SL	5 6:05 SL
6 11:05A SL	7	8 6:35 RNO	9 6:35 RNO	10 6:35 RNO	11 6:35 RNO	12 6:35 RNO
13 1:05 RNO	14	15	16	17	18 ELP 7:00	19 ELP 6:00
20 ELP 1:30	21	22 RR 12:00	23 RR 7:00	24 RR 7:00	25 RR 7:00	26 RR 6:00
27 RR 1:30	28	29 5:05 SUG	30 5:05 SUG	31 5:05 SUG		

AUGUST

SUN	MON	TUE	WED	THU	FRI	SAT
					1 5:05 SUG	2 5:05 SUG
3 4:35 SUG	4	5 RNO 12:00	6 RNO 7:00	7 RNO 7:00	8 RNO 7:00	9 RNO 6:00
10 RNO 1:30	11	12 7:05 LV	13 7:05 LV	14 7:05 LV	15 7:05 LV	16 7:05 LV
17 6:05 LV	18	19 OKC 7:00	20 OKC 7:00	21 OKC 7:00	22 OKC 7:00	23 OKC 6:00
24 OKC 1:30	25	26 5:35 ELP	27 11:05A ELP	28 5:35 ELP	29 5:35 ELP	30 5:35 ELP
31 11:05A ELP						

SEPTEMBER

SUN	MON	TUE	WED	THU	FRI	SAT
	1	2 RNO 6:00	3 RNO 6:00	4 RNO 7:00	5 RNO 7:00	6 RNO 6:00
7 RNO 1:30	8	9 6:05 SL	10 6:05 SL	11 6:05 SL	12 6:05 SL	13 6:05 SL
14 6:05 SL	15	16 OKC 12:00	17 OKC 6:00	18 OKC 7:00	19 OKC 7:00	20 OKC 6:00
21 OKC 1:30	22	23	24	25	26	27
28	29	30				



HOME



AWAY

ABQ-ALBUQUERQUE ISOTOPES
ELP-EL PASO CHIHUAHAS
LV-LAS VEGAS AVIATORS

OKC-OKLAHOMA CITY
RNO-RENO ACES
RR-ROUND ROCK EXPRESS

SAC-SACRAMENTO RIVER CATS
SL-SALT LAKE BEES
SUG-SUGAR LAND SPACE COWBOYS