

Columbus Clippers

Game Information

Game #15

Road Game #9

Media Relations Department - 330 Huntington Park Ln., Columbus, OH 43215 - (614)-462-5250 - aslosser@clippersbaseball.com



(7-7)

Friday, May 21 (7:05) - Fifth Third Field

Columbus Clippers

(Cleveland Indians)

VS.

Toledo Mud Hens

(Detroit Tigers)

RHP Eli Morgan (0-1, 7.04)

RHP Rony Garcia (0-1, 6.00)



(5-9)

LAST GAME

May 20	R	H	E	LOB
Columbus	5	11	2	9
Toledo	9	13	0	9

W: Logan Shore (1-1)

L: Scott Moss (0-1)

S:

HR: Miller (2)

Highlights

Owen Miller reached base four times via two hits (HR), a walk and a hit by pitch. Ryan

Lavarney bumped his average to .308 with a 2x5 night.

Upcoming Probables

Saturday, May 22 at Toledo (7:05): LHP Kirk McCarty (2-0, 2.70) vs. RHP Matt Manning (0-0, 8.53)

Sunday, May 23 at Toledo (2:05): TBA vs. RHP Drew Hutchison (0-2, 5.14)

Tuesday, May 25 vs. Nashville (7:05): TBA vs. LHP Logan Allen (0-2, 14.66)

Wednesday, May 26 vs. Nashville (7:05): TBA vs. LHP Scott Moss (0-1, 4.50)

Tonight's Game

The Clippers will send RHP **Eli Morgan** to the mound tonight, looking to avoid dropping below .500 for the first time since they were 38-39 on 6/27/18 (129-96, .573, including the postseason since that day). Toledo will counter with RHP **Rony Garcia**. The Clippers are 6-7 (.462) against right handers this year. Garcia has never pitched against Columbus in his career.

vs. the Mud Hens

Columbus went 14-9 against the Mud Hens in 2019, snapping a two year losing streak (7-13 in 2018, 10-13 in 2017), while posting a margin of 4.6 in wins (seven by 4+) and losing by an average of 5.6 (six by 4+). Of the last eight played between the two, six have been decided by at least five runs. **Bobby Bradley** has 6HR and 22RBI in 27 games against Toledo in his career (1HR at Fifth Third Field).

Get What You Pay For

Louisville went 11 innings at Memphis Tuesday, leaving Columbus and Toledo as the only teams in the IL that have yet to play extras. However, due to a double header, a pair of Toledo games have gone only seven innings, whereas every game played by Columbus has gone nine. Despite the lack of extra inning games, the Clippers sit in the middle of the IL (8th) with an average time of game of 3:05.

Another Shortstop

Andres Gimenez joins the Clippers today and will be batting leadoff in his Triple-A debut (played 78G in the Majors over the last two seasons). Gimenez will be the fourth shortstop on the roster and will get the start there, as **Owen Miller** will head to the outfield for the first time in his career and **Gabriel Arias** will shift over to second base (**Ernie Clement** has not played since leaving the game on 5/13).

Next Up, Johnson

Daniel Johnson brings a 10 game on base streak to the table tonight (.348OBP, has reached in every game this season), a night after watching **Bobby Bradley's** 10 game streak end (.364OBP) and two nights after **Gabriel Arias'** 12 game streak died (.429OBP). Johnson has gone 1x5 in each of three games this series, following a 2x18 end to the Omaha series (no multi-hit games since 5/11).

Still Producing

Bobby Bradley saw his RBI streak snapped at three games last night, but still ranks tied for 7th in the IL with 13RBI (batting 34 points lower than any other player ranked among the top 15). Bradley is one of two Clippers to play in every game (**Owen Miller**) and the only Clipper to man the cleanup spot (Charlotte's **Gavin Sheets** and Omaha's **Ryan McBroom** have also started every game at cleanup).

Miller Time

Owen Miller responded to his third hitless game of the season on Wednesday night with his ninth multi-hit game last night (two games with a single hit). On the season, Miller ranks 2nd in the IL with 25 hits (**Jesus Sanchez**, Jacksonville, 27), and has more 3-hit games (5) than any other Clipper has multi-hit games (**Ryan Lavarney** ranks 2nd on the team with four multi-hit games, all 2-hit efforts).

In the Middle

Through 14G, the Clippers rank 7th among the 14 recognized IL teams in average, 23 points from the top (Durham) and 28 from the bottom (Louisville). Columbus has one player (**Owen Miller**, 2nd) among the top 23 hitters and three in the bottom nine (**Nolan Jones**, 94th of 95, **Oscar Mercado**, 90th, **Bobby Bradley**, 87th). **Bradley Zimmer** escaped the bottom with consecutive multi-hit games (51st).

Swinging Hard

Heading into today, the Clippers have two players among the top five in the IL in strikeouts, as **Bradley Zimmer** and **Nolan Jones** are tied for 4th (22K). Both players have seen exactly 40% of their plate appearances end with a walk back to the dugout. However, Zimmer has played two straight games without a strikeout, while Jones saw his two game K-less streak snapped last night.

Bullpen Roadshow

The relief corps got lit up last night, but most of the damage done was unearned, leaving their collective ERA on the road at 0.68 (40.0IP, 3ER), not counting backup catcher **Angel Lopez** (2.0IP, 1ER). At home, Clipper relievers posted a 5.74ERA in the six game series vs. Omaha (26.2IP, 17ER). Taking out **Logan Allen** (7.1IP, 15ER), the entire staff has a 1.75ERA on the road (61.2IP, 12ER).

ORGANIZATION REPORT

Cleveland (23-18), 2nd place

May 20 R H E

OFF x x x

DAY x x x

Bauers: .203/.289/.324, 2HR, 6RBI

Ramirez: .265/.353/.578, 12HR, 25RBI, 6SB

Bieber: 4-3, 3.17ERA, 59.2IP, 92K

Civale: 6-1, 3.30ERA, 60.0IP, 47K

5/21 vs. MIN, 7:10 (TBA vs. McKenzie)

Akron (9-5), T3rd place

5/20 vs. Reading, won, 5-3

5/21 vs. Reading, 7:05

Lake County (10-5), T1st place

5/20 at Great Lakes, lost, 5-3

5/21 at Great Lakes, 6:05

Lynchburg (11-4), T1st place

5/20 vs. Myrtle Beach, won, 3-1

5/21 vs. Myrtle Beach, 6:30

vs. TOLEDO

All-Time

Home	Road	Overall
213-189	213-200	426-389

2021

Home	Road	Overall
0-0	1-2	1-2

2019

Home	Road	Overall
5-6	9-3	14-9

CLIPPER QUICK FACTS

Current Streak: L2

Road Streak: L2

Road: 5-3

May: 7-7

Friday: 2-0

Night Games: 7-5

vs. West: 7-7

Last 10: 4-6

Consecutive days in 4th: 2

Scoring at least 4 runs: 5-3

Scoring less than 4 runs: 2-4

Come from behind wins: 3

Last at bat wins: 2

Team Batting: .247, 7th

Team Pitching: 4.24, 6th

Team Defense: .984, 4th

LEAGUE STANDINGS

South	W	L	Pct	GB
JAX	11	4	.733	-
NAS	9	5	.643	1.5
DUR	9	6	.600	2.0
GWV	9	6	.600	2.0
CHA	7	8	.467	4.0
MEM	6	9	.400	5.0
NOR	3	12	.200	8.0
West	W	L	Pct	GB
IND	9	5	.643	-
IOW	8	5	.615	0.5
OMA	8	6	.571	1.0
COL	7	7	.500	2.0
STP	6	9	.400	3.5
TOL	5	9	.357	4.0
LOU	4	10	.286	5.0

League Notes



Governors' Cup Champions: 1979, 1980, 1981, 1987, 1991, 1992, 1996, 2010, 2011, 2015, 2019
IL West Division Champions: 1979, 1980, 1981, 1983, 1984, 1990, 1991, 1992, 1996, 1997, 1999, 2004, 2011, 2014, 2015, 2016, 2019





Columbus Clippers Game Information

Friday, May 21

This Date in Clipper History

5/21/1986

Future NL Cy Young Award winner **Doug Drabek** earned his first win of the season, after starting the year 0-4. **Orestes Destrade** and **Pete Dalena** hit home runs in the 5-1 win over Tidewater. Dalena would lead the '86 Clippers in RBI with 72, while Destrade topped the club with 19HR and was also named the International League Rookie of the Year (3rd straight ROY for Columbus; **Scott Bradley** in 1984 and **Dan Pasqua** in 1985).

Huntington (Small) Park

In each of the first 11 years since the move downtown, Huntington Park has ranked among the top two in the IL in homers per game, totaling 2.25 per contest (1,763HR, 783 games). Last year, HP averaged over three per game for the first time ever (seventh time averaging over a pair), as the Clippers surrendered a record 127HR and just missed out on triple digits themselves (97HR was second highest team total). Including the postseason, the Clippers have been out-homered over the life of the park (931 to 902).

year	gms	COL	opp	total	avg	rank	year	gms	COL	opp	total	avg	rank	year	gms	COL	opp	total	avg	rank
2009	71	57	73	130	1.83	2nd	2013	72	63	72	135	1.88	2nd	2017	71	95	88	183	2.58	1st
2010	72	90	83	173	2.40	2nd	2014	72	64	85	149	2.07	2nd	2018	69	68	76	144	2.09	2nd
2011	72	100	77	177	2.46	1st	2015	72	62	64	126	1.75	2nd	2019	69	97	127	224	3.25	2nd
2012	71	91	88	179	2.52	1st	2016	72	74	69	143	1.99	1st	2021	6	8	8	16	2.67	7th

Record Destruction

The Clippers broke the established mark for homers in a season (182 in 1983) on 8/7/19 and finished with a total of 213 (most in the IL). From 5/14-6/2, they homered in 20 straight games (44HR total) and they had seven straight multi-HR games from 6/14-6/21 (22HR). On the mound, they broke the record for homers allowed (156 in 1998) on 7/31/19, giving up 198 for the year (2nd most in the IL).

Ain't Over 'Til It's Over

Since the start of the 2014 season, no team has had more come from behind victories than the 210 posted by Columbus (35 last season) and no team has produced a better winning percentage when trailing than the .353 of the Clippers (Scranton/WB ranks 2nd in win percentage at .338 and wins, 192).

Walk-Off Magic

Columbus was 5-2 in walk-off games last season, winning four thanks to the courtesy runner in extra innings (Columbus pitching did not allow a run through first 9.0IP in extras last year). On 6/29/19 at Louisville, they suffered their first walk-off loss of the year, snapping an 81 game streak without (previous loss was 5/31/18 at Buffalo). Additionally, the Clippers ranked 1st in the IL with a 16-8 (.667) record in games decided in the last at bat.

Trending Downward

While ranking in the top three of the IL with a 4.71ERA (3rd), the 2019 Clippers registered their worst mark since the 1998 season (4.85ERA). In 2018, they ranked dead last in the IL with a 4.34ERA, marking the third straight (now fourth) season that the team ERA had gotten worse. From 2011-16, the Clipper staff turned in a sub-4.00ERA five times in six seasons (zero such seasons from 1993-2010), including the best two ERAs of the past 30 years (3.33 in 2015 and 3.65 in 2016).

Doing Damage

In 2019, the Clippers ranked tied for 5th in the IL with 112RBI with the bases loaded, while carrying a .252 average (10th, 36x143, 4HR). In both 2017 and 2018, the Clippers led the IL in RBI with the bases loaded (243RBI total) and paced the circuit in grand slams (16 total, no other team had more than eight).

Free Swingers

After two straight seasons leading the IL in strikeouts, the Clipper lineup was atop the IL again in 2019 (1,392K, 60 more than 2nd place). They obliterated the franchise record (1,297, set in 2017; 2018's total of 1,290 was 2nd worst in franchise history), passing it on 8/22/19 (reduced strikeout rate to 8.3 per game after setting record, 10.1 prior). On the season a Clipper was punched out at least four times in a game on 15 occasions (**Eric Haase** led the team with three golden sombreros).

That's More Like It

In 2019, the Clippers were 50-30 (.625) when playing errorless baseball, while turning in a 31-29 (.517) mark with at least one error. Contrary to logic, in 2018 they actually had a worse winning percentage when playing mistake free (.514), than when committing at least one error (.530). The Clipper defense finished 1st in 2019 (.983) after falling to 6th in the IL in 2018, ending a run of three consecutive seasons ranked among the top three (2015-17 resulted in the three best seasons in franchise history).

One On, No Out Success

When the leadoff batter of an inning reached base in 2019, the Clippers plated him nearly 60% of the time (over 51% only once in the last six seasons, 55% in 2016). Getting more than one base was a specialty of Clipper hitters, as they led the IL with 136XBH to lead off the inning, including 54HR (led the IL, had 28 leadoff homers in 2018). From 4/13-4/20/19, the Clippers hit 16 leadoff doubles over 72 innings, including four straight innings in a win at Louisville on 4/15/19.

Good Baseball

Ernie Clement advanced a runner with a sac bunt on 5/8 at Louisville and the runner came around to score in the win. During 2019, the Clippers struggled in the bunt department (12 successes), but when the advanced runners did score, they were 7-1. During 2018, Columbus was 23-2 in games in which a run was scored after a good bunt attempt (54 successes; won 17 in a row from 4/12-7/31/18).

International Accolades

Bobby Bradley was named International League Player of the Month for May 2019, reaching base in 24 of 25 games during the month while hitting .302/.374/.740 with 12HR (led IL) and 28RBI. **Brandon Barnes**, **Eric Haase**, **Josh Smith** and **Asher Wojciechowski** were named to the 2019 IL All-Star Team and Bradley, Barnes and Haase were selected to the postseason squad.

Manager Profile

Andy Tracy makes his Clippers debut in 2021, following **Tony Mansolino's** championship rookie year in 2019 (sixth Clipper skipper to win Governors' Cup in first season; **Gene Michael**- '79, **Joe Altobelli**- '80, **Frank Verdi**- '81, **Bucky Dent**- '87 and **Mike Sarbaugh**- '10). This season marks Tracy's second year as a manager (first with Williamsport in the Philadelphia system), as he holds a career record of 37-53 (.411), 7-7 with Columbus (.500).

Clippers in the Majors (57, with 25 teams)

CLE (17)*- Logan Allen ('19), Jake Bauers ('19), Shane Bieber ('18), Yu Chang ('18-19), Aaron Civale ('19), Daniel Johnson ('19), James Karinchak ('19), Jordan Luplow ('19), Phil Maton ('19), **Jean Carlos Mejia ('21)**, Kyle Nelson ('19), Roberto Perez ('13-14, '16), Zach Plesac ('19), Jose Ramirez ('14-15), **Nick Sandlin ('19)**, Nick Wittgren ('19), **ARI (1)**- Anthony Swarzak ('15). **ATL (1)**- Josh Tomlin ('10, '13-15, '18). **BAL (3)**- Shawn Armstrong ('14-17), Adam Plutko ('16-19), Cole Sulser ('16-18). **BOS (0)**- **CHC (0)**- **CIN (1)**- Tyler Naquin ('15-19). **COL (1)**- Jhoulys Chacin ('15). **CWS (1)**- Evan Marshall ('18). **DET (2)**- Robbie Grossman ('16), Eric Haase ('17-19). **HOU (2)**- Michael Brantley ('09-10, '16), Joe Smith ('09-10). **KC (1)**- Carlos Santana ('10). **LAA (1)**- James Hoyt ('18-19). **LAD (1)**- Trevor Bauer ('13-14). **MIA (3)**- Jesus Aguilar ('14-16), Jon Berti ('18), Ross Detwiler ('16). **MIL (0)**- **MIN (1)**- Josh Donaldson ('18). **NYM (3)**- Tommy Hunter ('16), Francisco Lindor ('14-15, '19), Cameron Maybin ('19). **NYJ (3)**- Clint Frazier ('16), Corey Kluber ('10-13, '19), Giovanni Urshela ('14-18). **OAK (1)***- **PHI (0)**- **PIT (3)**- Ben Gamel ('21), Erik Gonzalez ('15-17), **Ka'ai Tom ('19)**. **SD (1)**- Craig Stammen ('07-08, '16). **SEA (1)**- Sam Haggerty ('18). **SF (0)**- **STL (2)**- Andrew Miller ('17-18), Max Moroff ('19). **TB (3)**- Yandy Diaz ('15-18), Louis Head ('13, '17-18), Francisco Mejia ('18). **TEX (1)**- Hunter Wood ('19). **TOR (2)**- A.J. Cole ('19), Julian Merryweather ('17). **WAS (3)**- Playoff Paolo Espino ('10-13), Yan Gomes ('13, '15-16), Ryan Zimmerman ('08).



Tonight's Starting Pitcher

Friday, May 21

#29 Eli Morgan - RHP
Height: 5-10 **Weight:** 190
Bats: R **Throws:** R
Born: 5/13/96 (24); Torrance, CA
Resides: Rancho Palos Verdes, CA
Acquired: Selected in the 8th round (252nd overall) of the 2017 draft.

2021 Start by Start (with Columbus)												
Date	Opponent	H/R	Result	Dec.	ERA	IP	H	R	ER	BB	K	PC
5/8	Louisville	R	W, 6-3		8.10	3.1	5	3	3	4	3	70
5/15	Omaha	H	L, 4-2	L	7.04	4.1	6	3	3	2	4	76
Starting Totals			2GS	0-1	7.04	7.2	11	6	6	6	7	

GS	Team Record	Win %	Avg. IP	Qual. Start	QS %	Ret. 1st AB	1/2/3 Inn.	Run Supp.			
2	1 - 1	.500	3.6	0	0.0	56%	11%	4.0			
Bullpen Support			Running Game			Pitch Count					
ERA	BS	BR	Sc.	%	SB	Att	%	PO	Avg.	High	#100
0.87	0	2	0	0%	2	3	67%	1	73.0	76	0

Career	W-L	ERA	G	GS	SV/O	IP	H	R	ER	BB	K
vs. Toledo	0-0	-	0	0	0/0	0.0	0	0	0	0	0
at 5/3 Field	0-0	-	0	0	0/0	0.0	0	0	0	0	0
with Columbus	0-2	6.39	3	3	0/0	12.2	16	9	9	8	9

Last Game:

- Tagged with the loss on 5/15 vs. Omaha, failing to record 5.0IP for the second straight start.

Inn	TBF	H	R	ER	BB	K	LOB	Notes
1st	3	0	0	0	0	1	0	P3, K, P5
2nd	3	1	0	0	0	2	0	K, 1B (CS), K
3rd	7	4	3	3	1	0	1	3U, P2, 1B, 2B, 1B, BB, 1B
4th	3	1	0	0	0	1	0	1B, 5-4-3 DP, K
5th	2	0	0	0	1	0	1	2-3, BB

- Relieved by **Matt Koch** in the top of the 5th inning with one out, one on (runner stranded) and the Clippers trailing, 3-0.

Good Company:

Morgan made his Triple-A debut on 7/16/19 at Scranton/WB in just his third pro season with only 57 games under his belt (eleven of those coming above High-A). During 2019, Morgan was the third Clipper pitcher to debut at the highest level of the minors in his third season, following fellow 2017 draft pick, **James Karinchak** (taken a round after Morgan; debuted on 5/3/19, 63rd career appearance, 21st above High-A) and 2016 pick, **Zach Plesac** (debuted on 5/11/19, 47th career game, 7th above High-A). In 2018, the Clippers saw **Shane Bieber** make his Triple-A debut in his third pro season (43rd career game, 15th above High-A). Bieber and Plesac went on to make their Major League debuts after eight and three games in Triple-A, respectively (Karinchak pitched in 17 before making the Majors).

Coming In Hot:

After getting transferred to Akron on 5/5/19, Morgan made his Double-A debut on 5/10/19 and carried a 1.96ERA (2nd best in the Eastern League, 5/5-6/13/19; 41.1IP, 9ER) through seven starts, while also recording an EL best 48K over that time period. Morgan ended the run with wins in five consecutive starts (5/22-6/13/19, career high), over which he allowed 6ER in 31.0IP. He rode that momentum to his first career All-Star selection, tossing a scoreless inning (1H, 2K) for the West on 7/10/19 at The Diamond in Richmond (West triumphed, 5-0). Following his start for Columbus on 7/16/19, Morgan went back to the Eastern League, going 1-3 with a 4.68ERA over the remainder of the season (42.1IP, 48H, 23R, 22ER, 11BB, 43K).

Carolina League Dominance:

At the time of Morgan's promotion to Akron in 2019, he led the Carolina League with a 0.71WHIP and a .165 average against (33 points better than 2nd place). In addition, Morgan was tied for the lead with 40K and ranked 2nd with a 1.87ERA. Those numbers were in stark contrast to the finish of Morgan's first foray into the CL, as he posted a 5.98ERA (46.2IP, 31ER) over his final 10 starts in 2018 (1.67WHIP, .315 average against, 42K).

Pitcher of the Week:

Beginning the year with a pair of scoreless starts, Morgan was the first Pitcher of the Week selection for the Carolina League in 2019 (4/4-4/14/19; 11.0IP, 3H, 0R, 0ER, 2BB, 15K). The 11.0 shutout innings were part of a larger streak of 15.0 that began with his last inning of 2018 and stretched into his 4/17/19 start vs. Potomac. The recognition was the fourth of Morgan's career, following three Pitcher of the Week honors in 2018 (one in the Midwest League, two in the Carolina League).

CAREER STATS																			
YR	Team	Level	W - L	ERA	G	GS	CG	SHO	SV	SVO	IP	H	R	ER	HR	HB	BB	K	AVG
17	Mahoning Valley	SS	3 - 2	1.03	13	5	0	0	0	0	35.0	24	9	4	0	0	9	58	.188
18	Lake County	A	2 - 0	1.83	8	8	0	0	0	0	44.1	31	10	9	2	2	8	56	.194
	Lynchburg	A+	7 - 7	3.91	19	19	1	0	0	0	99.0	93	50	43	11	6	26	100	.247
19	Lynchburg	A+	3 - 1	1.87	6	6	0	0	0	0	33.2	19	7	7	3	1	5	40	.165
	Akron	AA	6 - 4	3.79	19	18	1	0	0	0	102.0	100	47	43	12	4	33	104	.256
	Columbus	AAA	0 - 1	5.40	1	1	0	0	0	0	5.0	5	3	3	0	1	2	2	.278
21	Columbus	AAA	0 - 1	7.04	2	2	0	0	0	0	7.2	11	6	6	0	0	6	7	.367
	Minor Leagues		21 - 16	3.17	68	59	2	0	0	0	326.2	283	132	115	28	14	89	367	.232
	Major Leagues		0 - 0	-	0	0	0	0	0	0	0.0	0	0	0	0	0	0	0	-



	W-L	CG	SV	ERA	IP	H	R	ER	BB	K	HR	AVG	OBP	SLG	K/9	K/BB	IP/HR	WHIP
Starters	2-4	0	-	6.13	54.1	55	37	37	31	40	6	.266	.372	.415	6.63	1.29	9.1	1.583
Relievers	5-3	-	6	2.75	68.2	55	29	21	36	81	5	.225	.347	.361	10.62	2.25	13.7	1.325

Reliever Availability: Pitcher (days rest - last pitch count) *-last pitched on consecutive days

LH Nelson (2-20), RH Johnson (2-21), RH Broom (2-21), LH Young (2-23), LH Gose (2-28), RH Koch (2-40), RH Alvarez (1-5), RH Garza (1-16), RH Parker (0-8), RH Siri (0-32), RH Dowdy (0-52)

#46 Manuel Alvarez - RHP

Last Game: 5/19 at Tol; 1.0IP, 0H, 0R, 0ER, 0BB, 0K

Last 5: 0-0, 0/0SV, 0GS, 4.1IP, 1H, 2R, 0ER, 3BB, 6K

vs. LH: .167 (1x6, 0HR)	vs. RH: .000 (0x8, 0HR)
inherited runners stranded: 0 of 0 (-)	pitch count (range, avg.): 5-36, 16.8
1st batter retired: 4 of 4 (100%)	sb-att, pickoffs: 2 of 2, 0

- did not participate in MLB spring training

Career	W-L	ERA	G	GS	SV/O	IP	H	R	ER	BB	K
vs. Toledo	0-0	0.00	1	0	0/0	1.0	0	0	0	0	0
at 5/3 Field	0-0	0.00	1	0	0/0	1.0	0	0	0	0	0

#23 Robert Broom - RHP

Last Game: 5/18 at Tol; 1.0IP, 1H, 0R, 0ER, 1BB, 2K

Last 5: 0-0, 0/1SV, 0GS, 5.2IP, 6H, 3R, 3ER, 1BB, 9K

vs. LH: .400 (4x10, 1HR)	vs. RH: .167 (2x12, 0HR)
inherited runners stranded: 0 of 0 (-)	pitch count (range, avg.): 12-34, 20.0
1st batter retired: 2 of 5 (40%)	sb-att, pickoffs: 0 of 0, 0

- pitched in 2 spring games (1.0IP, 2H, 2R, 2ER, 2B, 1K) for Cleveland
- reassigned to minor league camp on 3/16

Career	W-L	ERA	G	GS	SV/O	IP	H	R	ER	BB	K
vs. Toledo	0-0	0.00	1	0	0/0	1.0	1	0	0	1	2
at 5/3 Field	0-0	0.00	1	0	0/0	1.0	1	0	0	1	2

#27 Anthony Gose - LHP

Last Game: 5/18 at Tol; GS, 1.1IP, 1H, 1R, 1ER, 3BB, 0K

Last 5: 1-0, 0/0SV, 1GS, 5.2IP, 5H, 4R, 3ER, 10BB, 9K

vs. LH: .300 (3x10, 0HR)	vs. RH: .200 (2x10, 1HR)
inherited runners stranded: 0 of 0 (-)	pitch count (range, avg.): 16-37, 25.0
1st batter retired: 1 of 4 (25%)	sb-att, pickoffs: 0 of 0, 0

- pitched in 7 spring games (6.0IP, 5H, 6R, 6ER, 4BB, 7K) for Cleveland
- reassigned to minor league camp on 3/26
- made spot start on 5/18 at Toledo (1.1IP, 1H, 1R, 1ER, 3BB, 0K)

Career	W-L	ERA	G	GS	SV/O	IP	H	R	ER	BB	K
vs. Toledo	0-0	6.75	1	1	0/0	1.1	1	1	1	3	0
at 5/3 Field	0-0	6.75	1	1	0/0	1.1	1	1	1	3	0

#28 Justin Garza - RHP

Last Game: 5/19 at Tol; 1.0IP, 0H, 0R, 0ER, 0BB, 2K

Last 5: 0-0, 0/0SV, 0GS, 5.0IP, 1H, 0R, 0ER, 4BB, 6K

vs. LH: .333 (1x3, 0HR)	vs. RH: .000 (0x12, 0HR)
inherited runners stranded: 0 of 0 (-)	pitch count (range, avg.): 16-47, 27.0
1st batter retired: 2 of 3 (67%)	sb-att, pickoffs: 0 of 0, 1

- did not participate in MLB spring training
- pitched in 1G (1.0IP, 0H, 0R, 0ER, 2BB, 1K) for Akron (5/4-5/6)
- appearance in season opener for Akron was first in career above A+

Career	W-L	ERA	G	GS	SV/O	IP	H	R	ER	BB	K
vs. Toledo	0-0	0.00	1	0	0/0	1.0	0	0	0	0	2
at 5/3 Field	0-0	0.00	1	0	0/0	1.0	0	0	0	0	2

#35 DJ Johnson - RHP

Last Game: 5/18 at Tol; 0.2IP, 2H, 0R, 0ER, 1BB, 2K

Last 5: 0-0, 1/1SV, 0GS, 3.2IP, 4H, 2R, 2ER, 1BB, 6K

vs. LH: .111 (1x9, 0HR)	vs. RH: .333 (3x9, 1HR)
inherited runners stranded: 0 of 2 (0%)	pitch count (range, avg.): 9-21, 13.0
1st batter retired: 4 of 6 (67%)	sb-att, pickoffs: 0 of 0, 0

- pitched in 6 spring games (6.0IP, 7H, 5R, 5ER, 7BB, 5K) for Cleveland
- reassigned to minor league camp on 3/16

Career	W-L	ERA	G	GS	SV/O	IP	H	R	ER	BB	K
vs. Toledo	0-0	0.00	1	0	0/0	0.2	2	0	0	1	2
at 5/3 Field	0-0	0.00	1	0	0/0	0.2	2	0	0	1	2

#65 Matt Koch - RHP

Last Game: 5/18 at Tol; W, 3.2IP, 0H, 0R, 0ER, 0BB, 2K

Last 5: 1-0, 0/0SV, 0GS, 5.1IP, 1H, 1R, 1ER, 1BB, 2K

vs. LH: .143 (1x7, 0HR)	vs. RH: .000 (0x8, 0HR)
inherited runners stranded: 3 of 3 (100%)	pitch count (range, avg.): 17-40, 28.5
1st batter retired: 2 of 2 (100%)	sb-att, pickoffs: 0 of 0, 0

- signed by Cleveland on 4/23, assigned to Columbus on 5/15
- picked up the win at Toledo on 5/18 (3.2IP, 2K)

Career	W-L	ERA	G	GS	SV/O	IP	H	R	ER	BB	K
vs. Toledo	1-0	0.00	1	0	0/0	3.2	0	0	0	0	2
at 5/3 Field	1-0	0.00	1	0	0/0	3.2	0	0	0	0	2

#43 Kyle Nelson - LHP

Last Game: 5/18 at Tol; S, 1.1IP, 0H, 0R, 0ER, 0BB, 2K

Last 5: 0-0, 1/1SV, 0GS, 5.2IP, 4H, 1R, 1ER, 2BB, 6K

vs. LH: .231 (3x13, 0HR)	vs. RH: .231 (3x13, 0HR)
inherited runners stranded: 8 of 10 (80%)	pitch count (range, avg.): 6-28, 19.2
1st batter retired: 5 of 6 (83%)	sb-att, pickoffs: 1 of 2, 0

- pitched in 6 spring games (5.0IP, 3H, 1R, 1ER, 0BB, 8K) for Cleveland
- optioned to Columbus on 3/26
- pitched in 2G (2.0IP, 0H, 0R, 0ER, 1BB, 2K) for Cleveland (4/26-5/2)

Career	W-L	ERA	G	GS	SV/O	IP	H	R	ER	BB	K
vs. Toledo	0-0	2.45	3	0	1/1	3.2	1	1	1	0	8
at 5/3 Field	0-0	0.00	2	0	1/1	1.2	0	0	0	0	3

#38 Blake Parker - RHP

Last Game: 5/20 at Tol; 1.0IP, 1H, 0R, 0ER, 0BB, 1K

Last 5: 0-0, 2/2SV, 0GS, 4.2IP, 2H, 0R, 0ER, 3BB, 5K

vs. LH: .100 (1x10, 0HR)	vs. RH: .091 (1x11, 0HR)
inherited runners stranded: 3 of 3 (100%)	pitch count (range, avg.): 8-22, 14.4
1st batter retired: 6 of 7 (86%)	sb-att, pickoffs: 0 of 0, 0

- pitched in 8 spring games (6.1IP, 12H, 12R, 7ER, 7BB, 7K) for Cleveland
- reassigned to minor league camp on 3/26
- struck out all 3TBF in Clipper debut to earn save at Louisville on 5/4

Career	W-L	ERA	G	GS	SV/O	IP	H	R	ER	BB	K
vs. Toledo	0-0	0.00	1	0	0/0	1.0	1	0	0	0	1
at 5/3 Field	0-0	0.00	1	0	0/0	1.0	1	0	0	0	1

#45 Dalbert Siri - RHP

Last Game: 5/20 at Tol; 2.1IP, 2H, 1R, 1ER, 0BB, 2K

Last 5: 2-1, 0/0SV, 0GS, 7.0IP, 7H, 6R, 6ER, 2BB, 8K

vs. LH: .300 (3x10, 0HR)	vs. RH: .235 (4x17, 1HR)
inherited runners stranded: 2 of 2 (100%)	pitch count (range, avg.): 6-32, 25.6
1st batter retired: 5 of 5 (100%)	sb-att, pickoffs: 2 of 2, 0

- did not participate in MLB spring training

Career	W-L	ERA	G	GS	SV/O	IP	H	R	ER	BB	K
vs. Toledo	0-0	3.86	1	0	0/0	2.1	2	1	1	0	2
at 5/3 Field	0-0	3.86	1	0	0/0	2.1	2	1	1	0	2

#41 Danny Young - LHP

Last Game: 5/18 at Tol; 1.0IP, 1H, 0R, 0ER, 1BB, 0K

Last 5: 0-1, 0/1SV, 0GS, 7.1IP, 9H, 3R, 3ER, 5BB, 7K

vs. LH: .308 (4x13, 0HR)	vs. RH: .357 (5x14, 1HR)
inherited runners stranded: 3 of 4 (75%)	pitch count (range, avg.): 10-40, 25.2
1st batter retired: 1 of 5 (20%)	sb-att, pickoffs: 0 of 0, 0

- did not participate in MLB spring training

Career	W-L	ERA	G	GS	SV/O	IP	H	R	ER	BB	K
vs. Toledo	0-0	4.50	2	0	0/0	2.0	4	1	1	1	0
at 5/3 Field	0-0	0.00	1	0	0/0	1.0	1	0	0	1	0



Clipper Hitters

Friday, May 21

#13 Gabriel Arias - INF

Series: .167 (1x6) Current: 0
Road Trip: .167 (1x6) Long: 6 (.450, 9x20; 5/12-5/18)
Last Game: 5/19 at Tol (SS); 0x3, K

Highs: H- 3, 5/13 vs. Oma R- 2, 5/14 vs. Oma RBI- 3, 5/13 vs. Oma

- hit .615/.615/.692 with 0HR and 5RBI in 8 spring games (13AB) for Cleveland
- optioned to Columbus on 3/13
- hit 2-run HR in first Triple-A at bat, 5/4 at Louisville, then went 2x20 with 0RBI
- went 3x4 with 3RBI on 5/13 vs. Omaha, boosting avg. from .143 to .240

Season Splits:	Career	G	AB	AVG	OBP	SLG	HR	RBI
vs LH .143 (1x7, 1HR)	vs. Toledo	2	6	.167	.286	.167	0	0
vs RH .286 (10x35, 1HR)	at 5/3 Field	2	6	.167	.286	.167	0	0

#44 Bobby Bradley - INF

Series: .167 (2x12), 2RBI Current: 0
Road Trip: .167 (2x12), 2RBI Long: 5 (.278, 5x18; 5/14-5/19)
Last Game: 5/20 at Tol (1B); 0x5, 2K

Highs: H- 2, 5/12 vs. Oma R- 2, 2x, 5/14 vs. Oma RBI- 3, 2x, 5/12 vs. Oma

- hit .303/.314/.636 with 2HR and 11RBI in 13 spring games (33AB) for Cleveland
- optioned to Columbus on 3/26
- snapped 0x14 (7K) streak to begin season with 3-run HR on 5/7 at Louisville

Season Splits:	Career	G	AB	AVG	OBP	SLG	HR	RBI
vs LH .333 (3x9, 2HR)	vs. Toledo	27	109	.266	.317	.468	6	22
vs RH .136 (6x44, 2HR)	at 5/3 Field	14	58	.293	.328	.397	1	11

#8 Gavin Collins - C

Series: .000 (0x4) Current: 0
Road Trip: .000 (0x4) Long: 1 (.333, 1x3; 5/15-5/15)
Last Game: 5/19 at Tol (C); 0x4, 3K

Highs: H- 1, 5/15 vs. Oma R- RBI-

- hit .600/.600/.800 with 0HR and 1RBI in 4 spring games (5AB) for Cleveland
- reassigned to minor league camp on 3/13

Season Splits:	Career	G	AB	AVG	OBP	SLG	HR	RBI
vs LH .000 (0x1, 0HR)	vs. Toledo	1	4	.000	.000	.000	0	0
vs RH .063 (1x16, 0HR)	at 5/3 Field	1	4	.000	.000	.000	0	0

Andres Gimenez - INF

Series: ---- (0x0) Current: 0
Road Trip: ---- (0x0) Long: 0
Last Game:

Highs: H- R- RBI-

- hit .179/.226/.308 with 2HR and 5RBI in 29G (78AB) for Cleveland (4/1-5/18)
- did not have any XBH over final 12G (4x29) and was optioned on 5/18

Season Splits:	Career	G	AB	AVG	OBP	SLG	HR	RBI
vs LH	vs. Toledo	0	0	-	-	-	0	0
vs RH	at 5/3 Field	0	0	-	-	-	0	0

#7 Daniel Johnson - OF

Series: .200 (3x15), 1RBI Current: 3 (.200, 3x15)
Road Trip: .200 (3x15), 1RBI Long: 3 (.200, 3x15; 5/18-c)
Last Game: 5/20 at Tol (DH); 1x5, R, RBI, 2B, K

Highs: H- 2, 2x, 5/11 vs. Oma R- 1, 6x, 5/20 at Tol RBI- 2, 5/14 vs. Oma

- hit .368/.429/.737 with 2HR and 4RBI in 9 spring games (19AB) for Cleveland
- optioned to Columbus on 3/19, recalled on 5/1 (Frammil Reyes paternity list)
- went 0x9 with 5K in 2G for Cleveland (5/1-5/2), optioned on 5/3

Season Splits:	Career	G	AB	AVG	OBP	SLG	HR	RBI
vs LH .167 (1x6, 0HR)	vs. Toledo	13	58	.293	.369	.431	1	7
vs RH .242 (8x33, 1HR)	at 5/3 Field	7	34	.265	.306	.382	1	6

#10 Nolan Jones - INF

Series: .375 (3x8) Current: 3 (.375, 3x8)
Road Trip: .375 (3x8) Long: 3 (.375, 3x8; 5/18-c)
Last Game: 5/20 at Tol (3B); 1x3, BB, 2K

Highs: H- 1, 6x, 5/20 at Tol R- 1, 3x, 5/18 at Tol RBI- 1, 3x, 5/11 vs. Oma

- hit .375/.583/.375 with 0HR and 0RBI in 8 spring games (8AB) for Cleveland
- optioned to Columbus on 3/12
- started year 0x7 (6K) then hit go-ahead, RBI double in 9th at Louisville on 5/5

Season Splits:	Career	G	AB	AVG	OBP	SLG	HR	RBI
vs LH .143 (1x7, 0HR)	vs. Toledo	3	8	.375	.583	.375	0	0
vs RH .135 (5x37, 0HR)	at 5/3 Field	3	8	.375	.583	.375	0	0

#12 Tyler Krieger - INF

Series: .000 (0x5) Current: 0
Road Trip: .000 (0x5) Long: 3 (.417, 5x12; 5/7-5/13)
Last Game: 5/20 at Tol (2B); 0x4

Highs: H- 2, 2x, 5/8 at Lou R- 2, 5/8 at Lou RBI-

- hit .278/.381/.389 with 0HR and 0RBI in 16 spring games (18AB) for Cleveland
- reassigned to minor league camp on 3/31

Season Splits:	Career	G	AB	AVG	OBP	SLG	HR	RBI
vs LH .000 (0x3, 0HR)	vs. Toledo	2	5	.000	.000	.000	0	0
vs RH .238 (5x21, 0HR)	at 5/3 Field	2	5	.000	.000	.000	0	0

#36 Ryan Lavarney - C

Series: .444 (4x9), 1HR, 3RBI Current: 3 (.385, 5x13)
Road Trip: .444 (4x9), 1HR, 3RBI Long: 3, 2x (.385, 5x13; 5/16-c)
Last Game: 5/20 at Tol (C); 2x5, K

Highs: H- 2, 4x, 5/20 at Tol R- 2, 5/7 at Lou RBI- 4, 5/14 vs. Oma

- hit .217/.296/.435 with 1HR and 4RBI in 20 spring games (23AB) for Cleveland
- reassigned to minor league camp on 3/31
- hit go-ahead grand slam in the 8th vs. Omaha on 5/14 (W, 10-7)
- HR in consecutive games 5/16 vs. Omaha (2RBI) and 5/18 at Toledo (3RBI)

Season Splits:	Career	G	AB	AVG	OBP	SLG	HR	RBI
vs LH .200 (1x5, 1HR)	vs. Toledo	36	131	.267	.326	.405	3	11
vs RH .324 (11x34, 4HR)	at 5/3 Field	18	69	.304	.338	.435	1	7

#24 Connor Marabell - OF

Series: .182 (2x11) Current: 1 (.250, 1x4)
Road Trip: .182 (2x11) Long: 3 (.300, 3x10; 5/13-5/18)
Last Game: 5/20 at Tol (RF); 1x4, R

Highs: H- 1, 5x, 5/20 at Tol R- 1, 5/20 at Tol RBI-

- hit .278/.381/.389 with 0HR and 5RBI in 22 spring games (18AB) for Cleveland
- reassigned to minor league camp on 3/31

Season Splits:	Career	G	AB	AVG	OBP	SLG	HR	RBI
vs LH .000 (0x5, 0HR)	vs. Toledo	18	62	.194	.219	.290	1	3
vs RH .250 (5x20, 0HR)	at 5/3 Field	9	31	.194	.219	.258	0	1

#2 Oscar Mercado - OF

Series: .214 (3x14) Current: 2 (.333, 3x9)
Road Trip: .214 (3x14) Long: 2, 2x (.333, 3x9; 5/19-c)
Last Game: 5/20 at Tol (LF); 2x5, R

Highs: H- 2, 3x, 5/20 at Tol R- 2, 5/7 at Lou RBI- 2, 5/7 at Lou

- hit .214/.241/.286 with 0HR and 1RBI in 10 spring games (28AB) for Cleveland
- optioned to Columbus on 3/21
- doubled twice on 5/14 vs. Omaha

Season Splits:	Career	G	AB	AVG	OBP	SLG	HR	RBI
vs LH .300 (3x10, 0HR)	vs. Toledo	17	66	.303	.403	.409	0	4
vs RH .133 (6x45, 0HR)	at 5/3 Field	13	50	.280	.400	.380	0	3

#6 Owen Miller - INF

Series: .364 (4x11), 1HR, 2RBI Current: 1 (.667, 2x3)
Road Trip: .364 (4x11), 1HR, 2RBI Long: 5 (.524, 11x21; 5/13-5/18)
Last Game: 5/20 at Tol (SS); 2x3, 2R, 2RBI, HR, BB, HBP

Highs: H- 3, 5x, 5/14 vs. Oma R- 2, 4x, 5/20 at Tol RBI- 3, 5/8 at Lou

- hit .390/.395/.537 with 1HR and 6RBI in 24 spring games (41AB) for Cleveland
- reassigned to minor league camp on 3/31
- provided decisive runs with go-ahead, 3-run double in 7th on 5/9 at Louisville

Season Splits:	Career	G	AB	AVG	OBP	SLG	HR	RBI
vs LH .429 (3x7, 0HR)	vs. Toledo	3	11	.364	.500	.727	1	2
vs RH .458 (22x48, 2HR)	at 5/3 Field	3	11	.364	.500	.727	1	2

#11 Bradley Zimmer - OF

Series: .500 (5x10), 2RBI Current: 5 (.389, 7x18)
Road Trip: .500 (5x10), 2RBI Long: 5 (.389, 7x18; 5/15-c)
Last Game: 5/20 at Tol (CF); 2x3, BB, CS

Highs: H- 2, 3x, 5/20 at Tol R- 1, 7x, 5/19 at Tol RBI- 2, 2x, 5/18 at Tol

- hit .290/.425/.355 with 0HR and 2RBI in 14 spring games (31AB) for Cleveland
- optioned to Columbus on 3/26
- had a single off older brother, Kyle, on 5/12 vs. Omaha (1st ever matchup)

Season Splits:	Career	G	AB	AVG	OBP	SLG	HR	RBI
vs LH .250 (2x8, 0HR)	vs. Toledo	16	56	.286	.365	.429	1	5
vs RH .243 (9x37, 0HR)	at 5/3 Field	10	34	.324	.425	.529	1	4



Situational Hitting, Starting Lineups, Miscellaneous Stats

Friday, May 21

PLAYER	As Leadoff				Runners On				Bases Loaded				Scoring Position				7th Inning On					
	AB	AVG	OBP	HR	AB	AVG	HR	RBI	AB	AVG	HR	RBI	AB	AVG	HR	RBI	AB	AVG	OBP	R	HR	RBI
Arias	9	.111	.333	0	24	.333	1	5	1	1.000	0	1	14	.214	0	2	14	.143	.250	2	0	1
Bradley	12	.000	.077	0	27	.148	2	11	1	.000	0	1	14	.214	1	9	16	.125	.250	3	0	3
Collins	3	.000	.250	0	11	.000	0	0	-	-	-	-	6	.000	0	0	6	.000	.333	0	0	0
Gimenez	-	-	-	-	-	-	-	-	-	-	-	-	-	-	-	-	-	-	-	-	-	-
Johnson	12	.167	.167	0	16	.313	1	3	2	.000	0	0	11	.364	1	3	13	.462	.533	5	1	3
Jones	9	.222	.222	0	22	.136	0	3	2	.000	0	1	10	.200	0	3	15	.200	.368	2	0	2
Krieger	3	.000	.250	0	12	.167	0	0	3	.000	0	0	6	.167	0	0	11	.091	.167	1	0	0
Lavarney	8	.250	.250	1	18	.389	4	13	3	.333	1	4	14	.429	4	13	14	.357	.357	2	2	8
Marabell	7	.429	.556	0	14	.071	0	0	-	-	-	-	6	.167	0	0	10	.300	.417	1	0	0
Mercado	12	.250	.308	0	25	.200	0	3	4	.250	0	2	15	.200	0	3	20	.250	.318	5	0	0
Miller	10	.600	.714	0	23	.435	0	7	3	.333	0	3	15	.267	0	6	16	.438	.500	3	1	6
Zimmer	11	.364	.462	0	17	.235	0	4	1	.000	0	0	11	.273	0	4	12	.167	.412	1	0	0
Team Total	109	.257	.347	1	223	.242	8	51	21	.190	1	13	131	.244	6	45	158	.266	.368	26	4	23

Starts by Position										Starts by Batting Order								
PLAYER	C	1B	2B	3B	SS	LF	CF	RF	DH	1st	2nd	3rd	4th	5th	6th	7th	8th	9th
Arias			2	1	9				1					5		8		
Bradley		12							2				14					
Collins	5															4	1	
Gimenez																		
Johnson							3	5	2		7	3						
Jones		1		9				2	1		1				7	5		
Krieger			5														1	4
Lavarney	9								1					1		1	8	
Marabell					4			1	2								1	6
Mercado					6	6	1			6	3	3		1				
Miller		1	5	2	4				2			7		7				
Zimmer						2	5	5	1	4	1	1			7			

Home Runs						Multi-Hit Games						Multi-RBI Games					
PLAYER	1R	2R	3R	GS	Last	Record	2H	3H	4H	5+H	Total	2BI	3BI	4BI	5+BI	Total	
Arias	1	1			5/14 vs. Omaha (s)	2-0	1	1			2	1	1			2	
Bradley	2	1	1		5/16 vs. Omaha (s)	2-2	1				1	1	2			3	
Collins											0					0	
Gimenez											0					0	
Johnson		1			5/14 vs. Omaha (2)	1-0	2				2		1			1	
Jones											0					0	
Krieger							2				2					0	
Lavarney	1	1	2	1	5/18 at Toledo (3)	4-1	4				4	1	2	1		4	
Marabell											0					0	
Mercado							3				3	1				1	
Miller	2				5/20 at Toledo (s)	1-1	4	5			9	1	1			2	
Zimmer							3				3	2				2	
Team Total	6	4	3	1	Miller, 5/20 at Tol	4-3	23	7	0	0	30	8	6	1	0	15	

*- # of 2HR games

Current Streaks						Errorless					
Hitting			On Base			Games			Last Error		
PLAYER	Games	Started	Games	Started		Games			Games		
Arias	0	-	0	-		7		5/8 at Lou			
Bradley	0	-	0	-		12		None			
Collins	0	-	0	-		0		5/19 at Tol			
Gimenez	0	-	0	-		0		-			
Johnson	3 (.200, 3x15)	5/18 at Tol	10 (.348OBP)	5/8 at Lou		8		None			
Jones	3 (.375, 3x8)	5/18 at Tol	6 (.440OBP)	5/13 vs. Oma		8		5/8 at Lou			
Krieger	0	-	0	-		7		None			
Lavarney	3 (.385, 5x13)	5/16 vs. Oma	3 (.385OBP)	5/16 vs. Oma		9		None			
Marabell	1 (.250, 1x4)	5/20 at Tol	1 (.250OBP)	5/20 at Tol		0		5/20 at Tol			
Mercado	2 (.333, 3x9)	5/19 at Tol	2 (.400OBP)	5/19 at Tol		13		None			
Miller	1 (.667, 2x3)	5/20 at Tol	1 (.800OBP)	5/20 at Tol		3		5/16 vs. Oma			
Zimmer	5 (.389, 7x18)	5/15 vs. Oma	8 (.455OBP)	5/12 vs. Oma		12		None			

Season High Streaks		
Hitting		
Clement	6	5/6-
On Base		
Arias	12	5/4-5/18
Johnson	10	5/8-
Bradley	10	5/7-5/19
Errorless		
Mercado	13	5/4-
Zimmer	12	5/4-
Bradley	12	5/4-

Base Stealing									
PLAYER	2B	Att	3B	Att	H	Att	%	R	PO
Arias							-		
Bradley							-		
Collins							-		
Gimenez							-		
Johnson	1	1				1	100%	1	0
Jones							-		
Krieger		0	1			0	0%	0	0
Lavarney							-		
Marabell	0	1				0	0%	0	0
Mercado	2	2				2	100%	1	1
Miller							-		
Zimmer	3	5				3	60%	2	1
Team Total	7	10	0	1		7	64%	4	3



Highs and Lows, Record Breakdown

Friday, May 21

Clippers Individual Batting

Most hits, game:	3, 7x, Miller, 5/14 vs. Omaha
Most runs, game:	2, 10x, Miller, 5/20 at Toledo
Most doubles, game:	2, Mercado, 5/14 vs. Omaha
Most triples, game:	1, 2x, Clement, 5/13 vs. Omaha
Most home runs, game:	1, 14x, Miller, 5/20 at Toledo
Most RBI, game:	4, Lavarney, 5/14 vs. Omaha
Most stolen bases, game:	1, 7x, Zimmer, 5/16 vs. Omaha
Most walks, game:	2, 7x, Jones, 5/19 at Toledo
Most total bases, game:	6, 2x, Miller, 5/14 vs. Omaha
Longest hitting streak:	6, Clement, 5/6-
Longest on base streak:	12, Arias, 5/4-5/18

Clippers Team Batting

Most runs, game:	10, 2x, 5/14 vs. Omaha
Most runs, inning:	7, 5/14 vs. Omaha
Most hits, game:	12, 2x, 5/13 vs. Omaha
Most hits, inning:	6, 5/14 vs. Omaha
Most doubles, game:	3, 3x, 5/11 vs. Omaha
Most triples, game:	1, 2x, 5/13 vs. Omaha
Most home runs, game:	5, 5/14 vs. Omaha
Most extra base hits, game:	7, 5/14 vs. Omaha
Most total bases, game:	28, 5/14 vs. Omaha
Most stolen bases, game:	2, 5/4 at Louisville
Most walks, game:	8, 2x, 5/8 at Louisville
Most strikeouts, game:	14, 5/8 at Louisville
Most runners LOB, game:	12, 2x, 5/13 vs. Omaha
Fewest hits, game:	3, 5/6 at Louisville

Clippers Individual Pitching

Most innings pitched, starter:	6.0, 2x, Allen, 5/19 at Toledo
Fewest innings pitched, starter:	1.1, 2x, Gose, 5/18 at Toledo
Most innings pitched, reliever:	3.2, Koch, 5/18 at Toledo
Most strikeouts, starter:	6, Mejia, 5/12 vs. Omaha
Most strikeouts, reliever:	3, 6x, Garza & Gose, 5/14 vs. Omaha
Longest winning streak:	2, 2x, McCarty, 5/4-
Longest losing streak:	2, Allen, 5/6-
Most consecutive scoreless IP, starter:	10.0, McCarty, 5/4-5/16
Most consecutive scoreless IP, reliever:	7.0, Dowdy, 5/4-5/16
Most runs allowed:	8, Allen, 5/19 at Toledo
Most hits allowed:	11, Allen, 5/19 at Toledo
Most walks allowed:	4, 3x, Moss, 5/14 vs. Omaha
Most home runs allowed, game:	2, Mejia, 5/12 vs. Omaha

Clippers Team Pitching

Most strikeouts, game:	13, 5/14 vs. Omaha
Most walks, game:	10, 5/14 vs. Omaha
Fewest walks, game:	0, 5/11 vs. Omaha
Most runs allowed, game:	9, 2x, 5/20 at Toledo
Most runs allowed, inning:	7, 5/6 at Louisville
Most hits allowed, game:	13, 5/20 at Toledo
Most hits allowed, inning:	6, 5/6 at Louisville
Fewest hits allowed, game:	3, 5/7 at Louisville
Most home runs allowed, game:	3, 2x, 5/16 vs. Omaha

Miscellaneous

Longest winning streak:	3, 5/7-5/11
Longest losing streak:	2, 3x, 5/19-
Longest game, time:	3:40, 5/8 at Louisville
Longest game, innings:	9, 14x, 5/20 at Toledo
Shortest game, time (9 inn.):	2:25, 5/11 vs. Omaha
Shortest game, time (7 inn.):	
Largest home crowd:	4,066, 5/15 vs. Omaha
Smallest home crowd:	2,117, 5/12 vs. Omaha
Largest winning margin:	10, 5/7 at Louisville
Largest losing margin:	9, 5/6 at Louisville
Largest comeback:	4, 5/14 vs. Omaha
Largest lead lost:	4, 5/12 vs. Omaha
Most double plays turned:	5, 5/15 vs. Omaha
Most double plays hit into:	2, 5/12 vs. Omaha
Most errors:	2, 2x, 5/20 at Toledo

	<u>Leading</u>	<u>Tied</u>	<u>Trailing</u>
After 6 innings:	4 - 1	2 - 2	1 - 4
After 7 innings:	5 - 1	1 - 1	1 - 5
After 8 innings:	6 - 1	1 - 1	0 - 5

1-run games:	1 - 1	3-run games:	3 - 0
2-run games:	1 - 2	Extra Innings:	0 - 0

Day games: 0 - 2 Night games: 7 - 5 DH: 0 - 0

Clippers score first:	4 - 3	Out-hitting opponents:	6 - 2
Opponent scores first:	3 - 4	Hits even:	0 - 0
Shutouts:	2 - 1	Out-hit by opponents:	1 - 5

Score at least 4 runs:	5 - 3	Commit an error:	2 - 4
Score less than 4 runs:	2 - 4	Commit no errors:	5 - 3

Last at bat wins:	2	Come from behind wins:	3
Walkoff record:	0 - 0	Losses after leading:	3

	<u>Series W-L-T</u>	<u>Series Sweeps</u>
Home	0 - 1 - 0	0 - 0
Road	1 - 0 - 0	0 - 0
Overall	1 - 1 - 0	0 - 0

Record by Day

<u>Day</u>	<u>Home</u>	<u>Road</u>	<u>Total</u>
Sunday	0 - 1	0 - 0	0 - 1
Monday	0 - 0	0 - 0	0 - 0
Tuesday	1 - 0	2 - 0	3 - 0
Wednesday	0 - 1	1 - 1	1 - 2
Thursday	0 - 1	0 - 2	0 - 3
Friday	1 - 0	1 - 0	2 - 0
Saturday	0 - 1	1 - 0	1 - 1

Record by Month




<u>Month</u>	<u>Home</u>	<u>Road</u>	<u>Total</u>
April	0 - 0	0 - 0	0 - 0
May	2 - 4	5 - 3	7 - 7
June	0 - 0	0 - 0	0 - 0
July	0 - 0	0 - 0	0 - 0
August	0 - 0	0 - 0	0 - 0
September	0 - 0	0 - 0	0 - 0
Total	2 - 4	5 - 3	7 - 7

Clippers vs. the International League

<u>West</u>	<u>Home</u>	<u>Road</u>	<u>Total</u>
Indianapolis	0 - 0	0 - 0	0 - 0
Iowa	0 - 0	0 - 0	0 - 0
Louisville	0 - 0	4 - 1	4 - 1
Omaha	2 - 4	0 - 0	2 - 4
St. Paul	0 - 0	0 - 0	0 - 0
Toledo	0 - 0	1 - 2	1 - 2
Total	2 - 4	5 - 3	7 - 7

<u>South</u>	<u>Home</u>	<u>Road</u>	<u>Total</u>
Charlotte	0 - 0	0 - 0	0 - 0
Durham	0 - 0	0 - 0	0 - 0
Gwinnett	0 - 0	0 - 0	0 - 0
Jacksonville	0 - 0	0 - 0	0 - 0
Memphis	0 - 0	0 - 0	0 - 0
Nashville	0 - 0	0 - 0	0 - 0
Norfolk	0 - 0	0 - 0	0 - 0
Total	0 - 0	0 - 0	0 - 0

<u>Runs by Inn.</u>	<u>1</u>	<u>2</u>	<u>3</u>	<u>4</u>	<u>5</u>	<u>6</u>	<u>7</u>	<u>8</u>	<u>9</u>	<u>10+</u>	<u>Total</u>
Clippers	8	3	4	7	9	7	10	10	6	0	64
Opponents	5	11	11	8	8	6	4	7	6	0	66

	 <u>Opp</u>	 <u>Opp</u>	 <u>Opp</u>	
0-run inn.:	95 91	3-run inn.:	2 2 6-run inn.:	1 0
1-run inn.:	16 14	4-run inn.:	3 3 7-run inn.:	1 1
2-run inn.:	6 11	5-run inn.:	1 1 8+ run inn.:	0 0



2021 Day by Day

Friday, May 21

Date	Opp	Result	Time Delay	Rec.	Pos.	GA/B	Att.
5/4	Lou	W, 6-3	3:01	1-0	T1st	-	2,808
5/5	Lou	W, 2-1	3:01	2-0	T1st	-	1,778
5/6	Lou	L, 9-0	2:40	2-1	T2nd	-0.5	1,841
5/7	Lou	W, 10-0	3:16	3-1	T1st	-	2,428
5/8	Lou	W, 6-3	3:40	4-1	1st	+0.5	2,582
5/9	Lou	Cancelled, Rain					
5/10	OFF DAY						
5/11	Oma	W, 2-0	2:25	5-1	1st	+1.0	2,512
5/12	Oma	L, 5-4	3:23	5-2	1st	+0.5	2,117
5/13	Oma	L, 8-6	3:38	5-3	2nd	-0.5	2,512
5/14	Oma	W, 10-7	3:10	6-3	1st	+0.5	3,714
5/15	Oma	L, 4-2	3:09	6-4	2nd	-0.5	4,066
5/16	Oma	L, 8-3	3:04	6-5	3rd	-1.5	3,747
5/17	OFF DAY						
5/18	Tol	W, 6-1	2:58	7-5	3rd	-1.0	2,493
5/19	Tol	L, 8-2	2:41	7-6	4th	-1.5	2,157
5/20	Tol	L, 9-5	3:03	7-7	4th	-2.0	2,519
5/21	Tol	7:05					
5/22	Tol	7:05					
5/23	Tol	2:05					
5/24	OFF DAY						
5/25	Nas	7:05					
5/26	Nas	7:05					
5/27	Nas	7:05					
5/28	Nas	7:05					
5/29	Nas	7:05					
5/30	Nas	2:05					
5/31	OFF DAY						
6/1	Ind	7:05					
6/2	Ind	1:35					
6/3	Ind	7:05					
6/4	Ind	7:05					
6/5	Ind	7:05					
6/6	Ind	1:35					
6/7	OFF DAY						
6/8	low	7:38					
6/9	low	7:38					
6/10	low	8:08					
6/11	low	8:08					
6/12	low	8:08					
6/13	low	2:08					
6/14	OFF DAY						
6/15	Tol	7:05					
6/16	Tol	12:05					
6/17	Tol	7:05					
6/18	Tol	7:05					
6/19	Tol	7:05					
6/20	Tol	2:05					
6/21	OFF DAY						
6/22	Stp	7:05					
6/23	Stp	7:05					
6/24	Stp	7:05					
6/25	Stp	7:05					
6/26	Stp	7:05					
6/27	Stp	2:05					
6/28	OFF DAY						
6/29	Tol	7:05					
6/30	Tol	7:05					
7/1	Tol	7:05					
7/2	Tol	7:05					
7/3	Tol	7:05					
7/4	Tol	7:05					
7/5	OFF DAY						
7/6	Ind	7:05					
7/7	Ind	7:05					
7/8	Ind	7:05					
7/9	Ind	7:05					
7/10	Ind	7:05					
7/11	Ind	2:05					
7/12	OFF DAY						

Date	Opp	Result	Time Delay	Rec.	Pos.	GA/B	Att.
7/13	Stp	8:05					
7/14	Stp	8:05					
7/15	Stp	8:05					
7/16	Stp	8:05					
7/17	Stp	8:05					
7/18	Stp	3:05					
7/19	OFF DAY						
7/20	low	7:05					
7/21	low	7:05					
7/22	low	12:05					
7/23	low	7:05					
7/24	low	7:05					
7/25	low	4:05					
7/26	OFF DAY						
7/27	Nas	8:05					
7/28	Nas	8:05					
7/29	Nas	8:05					
7/30	Nas	8:05					
7/31	Nas	8:05					
8/1	Nas	7:15					
8/2	OFF DAY						
8/3	Oma	7:05					
8/4	Oma	7:05					
8/5	Oma	7:05					
8/6	Oma	7:05					
8/7	Oma	7:05					
8/8	Oma	4:05					
8/9	OFF DAY						
8/10	Tol	7:05					
8/11	Tol	12:05					
8/12	Tol	7:05					
8/13	Tol	7:05					
8/14	Tol	7:05					
8/15	Tol	4:05					
8/16	OFF DAY						
8/17	Oma	8:05					
8/18	Oma	8:05					
8/19	Oma	8:05					
8/20	Oma	8:05					
8/21	Oma	8:05					
8/22	Oma	6:05					
8/23	OFF DAY						
8/24	Mem	8:10					
8/25	Mem	8:10					
8/26	Mem	8:10					
8/27	Mem	8:10					
8/28	Mem	7:35					
8/29	Mem	3:05					
8/30	OFF DAY						
8/31	Stp	6:15					
9/1	Stp	6:15					
9/2	Stp	12:05					
9/3	Stp	7:05					
9/4	Stp	7:05					
9/5	Stp	4:05					
9/6	OFF DAY						
9/7	Gwn	6:15					
9/8	Gwn	6:15					
9/9	Gwn	6:15					
9/10	Gwn	7:05					
9/11	Gwn	7:05					
9/12	Gwn	4:05					
9/13	OFF DAY						
9/14	Tol	6:35					
9/15	Tol	6:35					
9/16	Tol	6:35					
9/17	Tol	7:05					
9/18	Tol	7:05					
9/19	Tol	2:05					



Transactions

Friday, May 21

#	Transaction	#	Transaction	#	Transaction
1	5/5- OF Ben Gamel to waivers (dfa) [27]				
2	5/5- C Rene Rivera to CLE (pur) [26]				
3	5/6- C Angel Lopez Alvarez from LYN [27]				
4	5/7- RHP Justin Garza from AKR [28]				
5	5/15- RHP Matt Koch from AZL [29]				
6	5/18- RHP Jean Carlos Mejia to CLE (rec) [28]				
7	5/21- INF Andres Gimenez from CLE (opt) [29]				