

Pelicans

2023

Media Guide



FOR OVER 35 YEARS, BASEBALL AMERICA HAS PROVIDED UNPARALLELED COVERAGE & AUTHORITY.

Baseball America identifies future stars of the game ... today.

With an editorial staff of experts at every level of the game (from high school to college to international to minor league), we deliver a scouts-level of expertise and insight to our readers.

For \$7.50 a month (\$89.97 a year), you'll receive the print edition (every two weeks).



TO SUBSCRIBE:

VISIT WWW.BASEBALLAMERICA.COM CALL (800) 845-2726

TABLE OF CONTENTS

CLUB INFORMATION

Media and Ballpark Info	6-7
Front Office Staff Directory	8
Chuck Greenberg	9-10
Ryan Moore/Kristin Call	11
Sam Weiderhaft	12

COACHING STAFF

Buddy Bailey - Manager	14-15
Roberto Vaz - Hitting Coach	16
Bruce Billings - Pitching Coach	17
Maggie Lowenhar - Athletic Trainer ..	18
Jesus De La Sancha - Strength Coach ..	19

2022 IN REVIEW

Day-by-Day Results	21-22
2022 Standings	23
2022 Season Individual Statistics	24-25
2022 Split Statistics	26-32
2022 Full Roster	33-34
2022 Highs and Lows	35-36
2022 Transactions	37

HISTORY

Franchise History	39-66
Postseason History	67-68
Pelicans in the All-Star Game	69-70
From the Beach to the Bigs	71-72
All-Time Roster	73-81
Before the Pelicans	82

RECORD BOOKS

All-Time Team Records	84
Single Season Records	85-90
Career Records	91-97
Single Game Records	98-99
Streaks and Feats	100-102

CAROLINA LEAGUE

Carolina League Information ...	105-106
All-Time League Club Nicknames ..	107

Opponents

Quick Reference Guide	108
Augusta GreenJackets	109
Carolina Mudcats	110
Columbia Fireflies	111
Charleston RiverDogs	112
Down East Wood Ducks	113
Fayetteville Woodpeckers	114
Fredericksburg Nationals	115
Kannapolis Cannon Ballers	116
Lynchburg Hillcats	117
Salem Red Sox	118

CHICAGO CUBS

Chicago Cubs Directory	120
Affiliates	121
Iowa Cubs	122
Tennessee Smokies	123
South Bend Cubs	124

NOTES

Notes	125
-------------	-----




BALLPARK GUIDE



PELICANS BALLPARK FACTS

- **Original name of the ballpark:** Coastal Federal Field (changed to BB&T Coastal Field on August 18, 2007; changed to TicketReturn.Com Field at Pelicans Ballpark on March 20, 2012)
- **Groundbreaking for stadium:** March 11, 1998
- **Cost of construction:** Approximately \$13 million
- **Seating bowl:** Seats are from Fulton County Stadium, former home of the Atlanta Braves
- **How Pelicans Ballpark stacks up:** In 2009, Baseball America ranked Pelicans Ballpark as the top ballpark in the Carolina League. Stadium Journey ranked the Pelicans tops in the league from 2011-2015 and third in the minors in 2011-2013. Stadium Journey also ranked the stadium experience in the top 25 in all of sports in 2012 and 2013.



The 2023 season is the 25th year of Myrtle Beach Pelicans baseball and the club's ninth as an affiliate of the Chicago Cubs. The Pelicans have won four Carolina League championships, winning back-to-back titles in 1999 and 2000 and again in 2015 and 2016. Myrtle Beach has previously been an affiliate of the Atlanta Braves (1999-2010) and the Texas Rangers (2011-2014).

2023 CLUB INFORMATION

MyrtleBeachPelicans.com



MEDIA AND BALLPARK INFO

CONTACT INFORMATION

Press Box

Media Relations: (843) 918-6080
Home Radio: (843) 918-6064
Press Area: (843) 918-6052
Production: (843) 918-6010

Media Contacts

Sam Weiderhaft

Media Relations Manager and Broadcaster
Office: (843) 918-6080
E-mail: Media@MyrtleBeachPelicans.com

Pelicans Front Office

Main Phone: (843) 918-6000
Ticket Line: (843) 918-6000
Toll Free: (877) 918-TIXX (8500)
Main Fax: (843) 918-6001

PREGAME SCHEDULE

7:05 PM

4:00-4:15 Pelicans Infield
4:15-5:00 Pelicans BP
5:00-5:15 Visitors Infield
5:15-6:10 Visitors BP
6:15-7:00 Field Prep
7:05 First pitch

6:05 PM

3:00-3:15 Pelicans Infield
3:15-4:00 Pelicans BP
4:00-4:15 Visitors Infield
4:15-5:10 Visitors BP
5:15-6:00 Field Prep
6:05 First pitch

Official Scorer	Rick Bayless
PA Announcer.....	Matt Parris
Scoreboard Operator.....	Matt Bernacchi

CREDENTIALS: All working members of the media are required to have a press pass. Requests for credentials must be made at least 24 hours prior to game time. Credentials will only be issued to legitimate working media and will be made available at the Pelicans Will Call window at the box office. Season credentials are issued to news agencies that cover the Pelicans on a daily basis.

Media credentials issued by the Myrtle Beach Pelicans are deemed as nontransferable personal licenses and must be clearly displayed at all times. The credential provides evidence that the bearer has been authorized to enter as a working member of the media. The credential is the property of the Myrtle Beach Pelicans and is revocable by the Pelicans staff at any time. The bearer of Pelicans media credentials: 1) agrees to careful search and inspection of prohibited items and/or confiscation of prohibited items; 2) agrees to comply with all ballpark and Myrtle Beach Pelicans rules and regulations; 3) assumes all risks and dangers incidental to attendance at the events, whether occurring prior to, during, or after the events; 4) understands that the requesting of autographs or equipment from players and coaches is strictly prohibited and that such requests will result in ejection and confiscation of credential.

PHOTOGRAPHERS: Photographers will receive a pass that will allow for photography throughout the stadium, provided it does not interfere with the action on the field or with a fan's view of the game. A photography pit is located in each of the home and away dugouts on the far ends closest to the outfield. Photographers are required to stay within the specified areas of the ballpark. **There is no photography of any kind allowed in the clubhouse.**

PRESS BOX: Members of the media may access the Pelicans press box by taking the elevator located just inside Gate 2. The press box is viewable immediately after exiting the elevator to the right. Game notes, team stats, starting lineups, starting pitcher day-to-day stats, rosters, transactions and other pertinent information will be made available to the media prior to and during each game in the press box. Wireless internet access is available; contact the Pelicans media relations staff for information.

2023 Myrtle Beach Pelicans Media & Information Guide

The 2023 Myrtle Beach Pelicans Media Guide was produced by the Pelicans Media Relations Department, under the direction of Sam Weiderhaft. All information is current as of March 17, 2023 unless otherwise indicated.

Statistical information provided in part by Major League Baseball Advanced Media (MLBAM), 75 Ninth Avenue, Fifth Floor, New York, NY 10011.

Layout, design, and editing by Sam Weiderhaft. Photography included in the 2023 Myrtle Beach Pelicans Information Guide is by Robbie Gurganus, Larry Kave, Brian Prince (Charleston RiverDogs), Alex Symcak, Steve Green/Chicago Cubs, Roger C. Hoover/Tennessee Smokies, Atlanta Braves, Kelly Gavin and Alex Yocum-Beeman/Texas Rangers, Hickory Crawdads, Spokane Indians, Round Rock Express, Potomac Nationals, Nikolaus (Carolina Mudcats) and Kane County Cougars as well as the following photographers from MiLB.com: Carl Kline and Ken Inness.

Special thanks to former Broadcasters/Media Relations personnel Noah Cloonan, Zach Bigley, Scott Kornberg, Nathan Barnett, Tyler Maun, Joel Godett and Travis Lucian, current Pelicans General Manager Kristin Call, President Ryan Moore, the Chicago Cubs Media Relations department, Brett Taylor of Bleacher Nation and Josh Timmers of Bleed Cubbie Blue.

Additional information on the 2023 Myrtle Beach Pelicans is available through the Pelicans Media Relations Department by calling Sam Weiderhaft at (843) 918-6080 or via e-mail at Media@MyrtleBeachPelicans.com.

TEAM INFORMATION

Year Established	1999
Major League Affiliation	Chicago Cubs (since 2015)
League/Division	Carolina League (South)
Years in the League	24th season (23rd in Carolina League)
Team Colors	Sun Gold, Midnight Blue, and Pelicans Blue

PELICANS BALLPARK

Name	Pelicans Ballpark
Opened	1999
Original Cost	\$12.8 million
Ballpark (Seating Capacity)	4,800 fixed seats, 6,599 capacity with standing room
Luxury Suites	9

OUTFIELD DIMENSIONS

Left Field	308 ft.
Center Field	400 ft.
Right Field	328 ft.
Wall Height	RF-LC: 8 ft., LC-LF: 6 ft.

DIRECTIONS

From Georgetown, Pawleys Island, Murrells Inlet, Surfside, and points south

Take Highway 17 Bypass North past Coastal Grand Mall and over Highway 501. Take a right onto 10th Ave. N (Bojangles will be on your right). After about a mile you'll come to a four-way intersection where you'll take a left onto Grissom Parkway. After half a mile you'll see the TicketReturn.Com Field at Pelicans Ballpark sign, and you'll take a left into the Pelicans main parking lot.

From North Myrtle Beach, Little River, North Carolina, and points north

Take Highway 17 Bypass South to Grissom Parkway. Follow the signs to Grissom Parkway and veer right onto Grissom heading south towards downtown Myrtle Beach. On Grissom Parkway you'll pass Broadway At The Beach, which is located on the right. Go through the next intersection, which is 21st Ave. N. and take a right into the Pelicans main parking lot (marked by the TicketReturn.Com Field at Pelicans Ballpark sign on the right), which is the first right after crossing 21st Ave. N.

From Conway, Galivants Ferry, and points west

Take Highway 501 East heading toward Myrtle Beach. After going underneath the overpass (17 bypass), go approximately one mile while staying in the left lane. Take a left onto Grissom Parkway, on Grissom Parkway go through the 10th Ave. N. intersection and take a left into Pelicans main parking lot.

PELICANS BALLPARK FIRSTS:

First	Details
First game	April 12, 1999
First crowd	5,521
First pitch	April 12, 1999 — 7:14 p.m.
First temperature	74 degrees
First MB pitcher	Luis Rivera
First opponent	Potomac
First batter	Esix Snead (POT)
First hit	Andy Bevins (POT) — HR
First MB hit	Ryan Lehr — HR
First MB error	Marcus Giles
First walk received	Marcus Giles
First stolen base	Jeff Spencer
First cycle	Dee Brown (WIL)
First grand slam	Ryan Lehr (8/28/99)
First streaker	Unknown nude fan (9/1/99)
First car through OF wall	August 29, 2000



FRONT OFFICE STAFF

CONTACT INFO

Office: 843-918-6002
Tickets: 843-918-6000
Fax: 843-918-6001
info@MyrtleBeachPelicans.com



ADDRESS

Pelicans Ballpark
1251 21st Avenue North
Myrtle Beach, SC 29577



EXECUTIVE TEAM

Chairman & Managing Partner..... Chuck Greenberg
President Ryan Moore
General Manager..... Kristin Call

TICKETING & SPONSORSHIP SALES

Assistant General Manager Ryan Cannella
Director of Ticket Sales Todd Chapman
Corporate Sales Manager Eric Theiss
Ticket Sales Assistant Sean Gargan
Ticket Sales Assistant William Ogden
Partnership Services Coordinator Cassie Wishner
Box Office Manager Shannon Barbee

FAN ENGAGEMENT

Assistant General Manager Hunter Horenstein
Promotions and Social Media Assistant Kelsey Long
Marketing and Sponsorship Activation Assistant Kalin Eske
Marketing and Sponsorship Activation Assistant Andrea Barr

BROADCASTING & MEDIA RELATIONS

Media Relations Manager & Broadcaster..... Sam Weiderhaft
Video Production Assistant Beck Parrish
Video Production Assistant Ryan Stuto
Video Production Assistant Kayleigh Aitchison
Team Photographer Larry Kave

BALLPARK OPERATIONS

Director of Retail & Ballpark Operations Dan Bailey
Sports Turf Manager..... Jordan Barr
Ballpark Operations Assistant, Visiting Clubhouse Manager..... Jason Bliven
Sports Turf Assistant..... Sean Malloy
Home Clubhouse Manager..... Stan Hunter

FOOD & BEVERAGE

Director of Food & Beverage Brad Leininger
Chef Tiffany Sharp

ADMINISTRATION & FINANCE

Director of Finance Anne Frost
Office Manager/Administrative Assistant..... Beth Freitas

COACHING STAFF

Manager Buddy Bailey
Hitting Coach Roberto Vaz
Pitching Coach Bruce Billings
Athletic Trainer Maggie Lowenhar
Strength & Conditioning Coach Jesus De La Sancha



CHUCK GREENBERG

CHAIRMAN & MANAGING PARTNER



For more than two decades, Myrtle Beach Pelicans Chairman and Managing Partner, Chuck Greenberg, has built his reputation as an innovative franchise owner and operator, corporate and sports attorney, dealmaker, advisor, and expert on the business and economics of major professional sports.

Chuck's involvement with the Pelicans began on May 31, 2006, when his ownership group finalized the purchase of the franchise from Capitol Broadcasting Company. He subsequently spearheaded an effort to enhance TicketReturn.Com Field at Pelicans Ballpark in Myrtle Beach and make it among the most fan-friendly venues in Minor League Baseball. Within his first two years as Team President and Managing Partner, Chuck's group invested nearly \$2.5 million to enhance the Pelicans' home ballpark, including the installation

of a state-of-the-art, 550-sq. ft. video board, a new Outfield Reserved Bleacher Seating section, and the opening of Pelicans Beach, which was subsequently dubbed "the only baseball-front beach in America." The Major League-quality video board was the largest in the Carolina League at the time of installation and ranks among the largest in all of Minor League Baseball.

In addition to his role as Pelicans' Chairman & Managing Partner, he currently holds the same title with the State College (Pa.) Spikes, the Class-A Short Season affiliate of the St. Louis Cardinals. He is also the General Partner and CEO of the Frisco RoughRiders, the Double-A affiliate of the Texas Rangers, a team that he purchased along with RoughRiders President and co-General Partner Scott Sonju in 2014.

In November 2009, Chuck announced the formation of Greenberg Sports Group (GSG), which provides management, consulting and marketing services to the sports industry across the country. GSG also manages the overall operations of Pelicans, RoughRiders, and Spikes.

Well respected across baseball, Chuck has the distinguished honor of serving on the Minor League Baseball Board of Trustees, a position to which he was elected to in December 2007. The 12-person Board has exclusive power to determine policies and to enact rules and regulations for Minor League Baseball and its member clubs.

Among Chuck's leadership roles in the industry, he has helped to launch Minor League Baseball's "Project Brand" initiative, which was announced at the 2012 Baseball Winter Meetings. "Project Brand" is a transformational new national marketing program designed to attract major national sponsors by creating one cohesive brand encompassing all 160 member clubs. Previously, he served on the inaugural Board of Directors of the Baseball Internet Rights Company (BIRCO), which holds the digital media rights of its member Minor League Baseball clubs and leagues and partners in a strategic venture with Major League Baseball Advanced Media (MLBAM). Chuck is also a co-Chair of Minor League Baseball's Diversity Committee, where he was tapped for a leadership position by Minor League Baseball President Pat O'Connor, in part for his success in attracting substantial minority investment to his ownership groups.

Chuck is the former Managing Partner & CEO of the Texas Rangers, a role he assumed in 2010 after his group of investors (Rangers Baseball Express, LLC), which included Baseball Hall of Famer Nolan Ryan, acquired the Major League Baseball franchise from Tom Hicks and Hicks Sports Group.

His tenure as Rangers' Managing Partner & CEO was highlighted by the club winning the American League Pennant and reaching first World Series in the history of the franchise. Off the field, Chuck spearheaded the development of an enhanced senior management staff, overhauled the fan experience at Globe Life Park in Arlington, constructed and installed a new state-of-the-art video board, game entertainment control room, and technological overhaul of Globe Life Park, and helped re-establish a sense of trust and excitement between the franchise and community. He was also the architect of a lucrative and landmark deal with Fox Sports Southwest that has since changed the landscape of regional television rights deals throughout the sports industry.

Chuck's professional baseball career began in October 2001, when he led an ownership group that



purchased the Double-A Eastern League's Altoona Curve. During his time as the Curve's President & Managing Partner (2002-08), the club set numerous single-game and season attendance records, continually reinvested private money into capital improvement projects at Blair County Ballpark, and helped the franchise gain national stature as one of the most creative and innovative teams in professional sports.

The Curve won the prestigious Larry MacPhail Promotional Award in 2004, the 2006 Baseball America Freitas Award as the top Double-A franchise, and added the highest honor bestowed annually upon a Minor League Baseball club, the John H. Johnson President's Trophy, in 2006. Altoona became only the 11th franchise to receive all three major awards, and was the first team to accomplish the feat in less than three years.

The Pittsburgh native had a long and successful career as a corporate and sports attorney, and currently serves as counsel with the globally-based law firm Reed Smith LLP. Prior to joining Reed Smith in 2010, Chuck was a Partner in the Pennsylvania-based law firm Pepper Hamilton, LLP, which he joined in 1998. He headed the firm's sports practice and was a member of its Executive Committee. Throughout his career, he has lent his expertise to the acquisition and sale of more than two dozen franchises in baseball, football, basketball, hockey, soccer and lacrosse.

Among his work in the sports industry, Chuck was instrumental in helping put together the deal that landed a group led by National Hockey League Hall of Famer Mario Lemieux and renowned businessman Ron Burkle ownership of the bankrupt Pittsburgh Penguins in 1999 and saved the franchise for Pittsburgh and Western Pennsylvania. In 2007, he represented Lemieux, Burkle and the Penguins in successful negotiations with the Commonwealth of Pennsylvania, the City of Pittsburgh and Allegheny County which resulted in a deal to build a brand-new, state-of-the-art arena in downtown Pittsburgh and secure the future of the Penguins in Pittsburgh for at least another 30 years.

Chuck has been featured in numerous articles and has made frequent television and radio appearances concerning the business and economics of sports, particularly regarding sports franchises and facilities. He has also been a frequent speaker and panelist at the annual National Sports Forum and Baseball Winter Meetings. In 2008, he was named to the Sports Business Research Advisory Board at Penn State University, representing team owners in the work of the Center for Sports Business Research, which focuses on the development of first-rate academic and applied empirical research in the sports industry while helping to define educational opportunities for students looking to start careers in sports business.

He also serves on the board of directors of the Mario Lemieux Foundation and also served on the executive committee of the Mario Lemieux Celebrity Golf Invitational, which was held for nearly 20 years.

Chuck graduated from Upper St. Clair High School in Pittsburgh in 1978 and four years later received his B.A. from Tufts University in Massachusetts. In 1985, he graduated from the University of Michigan Law School. Chuck makes his home in Westlake, Texas. He has adult sons (Jeff, Jack and Ben).

Ownership / Myrtle Beach Pelicans LP

Chuck Greenberg - Chairman & Managing Partner

Fernando Aguirre - Vice Chairman

Brad and Niti Ross

The Robert Brooks Family

C.D.S. Sports, LLC

Abbot Friedland

Bob & Marybeth Miller

Jim & Margot Murray

The Rogal Family

John D. Whalen



RYAN MOORE

PRESIDENT



Ryan Moore first joined the Pelicans organization in 2008 as a Ticket Sales Representative. In 2015 Ryan rejoined the Myrtle Beach Pelicans as the Vice President of Business Operations before being promoted to General Manager in 2018. He was elevated to President in 2020.

Ryan previously served as the General Manager of the Jupiter Hammerheads, the Miami Marlins Class A-Advanced affiliate. He also worked as the Assistant General Manager of Roger Dean Stadium, the Spring Training location for the St. Louis Cardinals and the Miami Marlins. From 2010-2014 Ryan worked for the Gwinnett Braves, the Atlanta Braves Triple-A affiliate, overseeing their ticket sales efforts.

Originally a Connecticut native, Ryan has spent the past 15 years living in the Southeast.

Upon his return to Myrtle Beach Ryan became involved with Habitat for Humanity and currently serves on their board. He is also an alum of Leadership Grand Strand 37. A 2006 graduate of Elon University, Moore earned a degree in Sports Management. During his time at Elon, he completed internships with the Greensboro Coliseum and Elon University's Athletic Department. Moore resides in Myrtle Beach with his wife Alexandra, son Austin, and their two dogs, Cooper and Charlie.



KRISTIN CALL

GENERAL MANAGER



Kristin moved to South Carolina to join the Pelicans organization in October of 2013 as the Senior Director of Marketing. She was promoted to Assistant General Manager in 2019, then to Associate General Manager in 2020. She was elevated to General Manager in December of 2021. For her efforts on the Grand Strand, she earned the Carolina League's Female Executive of the Year award in 2015 and 2019. A leader in the Pelicans marketing efforts, Call helped Myrtle Beach set several attendance records and create some of the most creative promotions in all of Minor League Baseball.

Kristin's career in the minors began with the West Virginia Power in 2006 as an intern. Prior to the 2007 season she was hired full time as the Director of Promotions. Over the course of her eight years with the Power her roles included Director of Marketing and finally Assistant General Manager, Marketing. A highlight of her time with the Power was the team's creation and execution of a healthy lifestyle program in which they promoted the importance of

healthy living to over 20,000 kids including appearances at over 100 schools.

Call's industry accolades include 2012 South Atlantic League Female Executive of the Year, 2015 and 2019 Carolina League Female Executive of the Year.

Kristin is originally from Barboursville, WV and a graduate of Cabell Midland High School. In 2002 she entered West Virginia State University on a 4-year academic and volleyball scholarship and in 2006 graduated Magna Cum Laude with a B.A. in Communications and a focus in Public Relations.

During her time in WV, Kristin was also an assistant coach for Charleston Catholic High School's Varsity Volleyball team. During her eight year stint the team enjoyed seven State Tournament appearances and captured two State Titles. Call is also proud to serve her community through involvement with the Myrtle Beach Area Hospitality Association, and as the assistant coach for the Myrtle Beach High School Varsity Volleyball team.



SAM WEIDERHAFT

MEDIA RELATIONS MANAGER & BROADCASTER



Sam Weiderhaft returns for his third season as the Media Relations/Broadcaster for the Pelicans in 2023. Sam is a 2020 graduate of Butler University in Indianapolis with a degree in sports media. In the baseball offseason, Weiderhaft serves as the ESPN+ broadcaster at Coastal Carolina University in Conway, South Carolina for soccer, women's basketball, and softball. He is also the PA announcer at Chanticleer football and men's basketball games. At Butler, Sam was the lead student broadcaster for football, women's basketball, soccer, softball, and baseball. He also worked with Franklin College as the football broadcaster for the 2018 and 2019 seasons.

In his two seasons with the Myrtle Beach Pelicans, Weiderhaft has broadcasted every home game on MiLB.tv, while also appearing on the Marquee Sports Network for select game broadcasts.

Weiderhaft spent the summer of 2019 in the prestigious Cape Cod Baseball League as the play-by-play broadcaster for the Bourne Braves. Sam has also interned with WISH TV Channel 8 Indianapolis and spent time as a sideline reporter for the Big East Digital Network on Fox Sports GO. Weiderhaft is from Carmel, Indiana where he enjoys attending Butler basketball games, spending time with friends and family, and of course, watching baseball.

DON'T MISS THE

Pelicans

EXPERIENCE

WATCH EVERY HOME GAME ON MILB.TV

LISTEN TO THE PELICANS AT

milb.streamguys1.com/myrtle-beach



2023 will see the return of Buddy Bailey to lead the Pelicans roster, the winningest active manager in Minor League Baseball. Bailey enters 2023 with 2,280 career wins, ranking fourth all-time in MiLB. The Norristown, PA native managed the Birds from 2016-2018, and returned in 2021. 2023 will be Bailey's 35th season as a minor league manager and 17th in the Cubs organization.



2023 COACHING STAFF

MyrtleBeachPelicans.com



BUDDY BAILEY

MANAGER

RESIDES: Lynchburg, VA **BORN:** March 28, 1957 (age 66) Norristown, PA

LAST SEASON: Manager — Myrtle Beach Pelicans

MiLB SERVICE (player): 4 seasons

MiLB SERVICE (coach): 35th season

MANAGING EXPERIENCE: 35th season

YEARS WITH THE CUBS: 17th season (as coach)

YEARS WITH THE PELICANS: 6th season



Entering his 35th season as a minor league manager, Buddy Bailey will make his return to Myrtle Beach to manage the Pelicans for the 2023 season. After leading the South Bend Cubs to the 2019 Midwest League championship, the Pennsylvania native will continue his second stint with the Pelicans after managing the club from 2016-2018. During his first three years with Myrtle Beach, Bailey collected three half-season Southern Division Championship titles, one Southern Division Championship title, and the Carolina League Championship in 2016. In 2022, Bailey led the Pelicans to the Carolina League South Division First Half title with a franchise record 47 wins and the first playoff appearance since 2017. For his career, Bailey owns 2,280 victories, making him one of just 11 minor league managers to reach the 2,000-win plateau in history. 2023 will mark Bailey's 17th season as a manager in the Chicago Cubs organization.

MILB MANAGING EXPERIENCE

YEAR	TEAM	LG	LVL	Aff	AGE	W	L	W-L %
1983	Pulaski	AL	R	ATL	26	45	26	.634
1984	Pulaski	AL	R	ATL	27	69	37	.536
1985	Sumter	SAL	A	ATL	28	72	63	.533
1986	Durham	CL	A	ATL	29	72	68	.514
1987	Sumter	SAL	A	ATL	30	75	62	.547
1988	Greenville	SL	AA	ATL	31	87	57	.604
1988	Durham	CARL	A	ATL	31	82	58	.586
1989	Greenville	SOUL	AA	ATL	32	70	69	.504
1990	Greenville	SOUL	AA	ATL	33	57	87	.396
1991	Lynchburg	CARL	A+	BOS	34	67	72	.482
1992	Lynchburg	CARL	A+	BOS	35	77	58	.570
1993	Pawtucket	IL	AAA	BOS	36	60	82	.423
1994	Pawtucket	IL	AAA	BOS	37	78	64	.549
1995	Pawtucket	IL	AAA	BOS	38	70	71	.496
1996	Pawtucket	IL	AAA	BOS	39	78	64	.549
2002	Pawtucket	IL	AAA	BOS	45	60	84	.417
2003	Pawtucket	IL	AAA	BOS	46	83	61	.576
2004	Pawtucket	IL	AAA	BOS	47	73	71	.507
2006	Daytona	FLOR	A+	CHC	49	71	66	.518
2007	Iowa	PCL	AAA	CHC	50	79	65	.549
2008	Tennessee	SOUL	AA	CHC	51	62	77	.446
2009	Daytona	FLOR	A+	CHC	52	64	71	.474
2010	Daytona	FLOR	A+	CHC	53	75	64	.540
2011	Daytona	FLOR	A+	CHC	54	76	61	.555
2012	Tennessee	SOUL	AA	CHC	55	72	68	.514
2013	Tennessee	SOUL	AA	CHC	56	76	62	.551
2014	Tennessee	SOUL	AA	CHC	57	66	73	.475
2015	Tennessee	SOUL	AA	CHC	58	76	63	.547



2016	Myrtle Beach	CARL	A+	CHC	59	82	57	.590
2017	Myrtle Beach	CARL	A+	CHC	60	73	67	.521
2018	Myrtle Beach	CARL	A+	CHC	61	61	78	.439
2019	South Bend	MIDW	A	CHC	62	76	61	.555
2021	Myrtle Beach	Low-A E	A	CHC	64	59	61	.492
2022	Myrtle Beach	CAR	A	CHC	65	78	53	.595
TOTALS (34 seasons)					2,280	2,213	.507	



After spending 2019 with the South Bend Cubs, Buddy Bailey returned to manage the Pelicans in 2021 after leading the club from 2016-2018. (Larry Kave/Myrtle Beach Pelicans)



PELICANS MANAGERIAL DATA

W-L	%	YEAR(S)	FINISH
Brian Snitker 238-179	.571	'99-'01	3rd/1st 1999# 1st/1st 2000* 2nd/3rd 2001
Randy Ingle 271-285	.487	'02-'05	1st/2nd 2002 4th/4th 2003 2nd/3rd 2004 3rd/4th 2005
Rocket Wheeler 331-365	.476	'06-'10	3rd/3rd 2006 4th/3rd 2007 1st/1st 2008 4th/4th 2009 4th/3rd 2010

W-L	%	YEAR(S)	FINISH
Jason Wood 223-194	.535	'11-'13	1st/4th 2011 3rd/2nd 2012 1st/2nd 2013
Joe Mikulik 82-56	.594	'14	1st/1st 2014
Mark Johnson 81-57	.587	'15	1st/2nd 2015*
Buddy Bailey 353-316	.528	'16-'18, '21-'22	2nd/1st 2016* 1st/5th 2017 5th/4th 2018 2nd/South Div. 2021 1st/5th 2022
Steve Lerud 55-81	.404	'19	5th/3rd 2019*

* - Carolina League Champions
- Carolina League Co-Champions



ROBERTO VAZ

HITTING COACH

BORN: March 15, 1975 in Brooklyn, NY

LAST SEASON: Assistant coach - USA Baseball U18 team/LSU Eunice

MLB SERVICE (player): N/A

MiLB SERVICE (player): 7 seasons

MiLB SERVICE (coach): 1st season

YEARS WITH THE CUBS: 1st season



Coaching Staff

Hitting Coach Roberto Vaz joins the Birds in Myrtle Beach for his first season with the Cubs organization. In 2014, Vaz began his eight year assistant coach stint with LSU-Eunice Baseball. He also served as an assistant coach for the USA Baseball U18 team in 2022. Vaz, originally from Brooklyn, NY, was drafted by Oakland Athletics in 1997. He spent his seven year playing career with the Oakland A's and Texas Rangers organizations. In 1999, Vaz helped the Vancouver Canadians win the Triple-A World Series.

MINOR LEAGUE STATS

YEAR	TEAM	LVL	BA	OBP	SLG	G	AB	R	H	2B	3B	HR	RBI	BB	SO	SB
1997	Southern Oregon	A (short)	.321	.379	.513	22	78	11	25	6	0	3	15	7	4	5
	Visalia	A (Adv)	.356	.420	.548	19	73	9	26	5	0	3	13	8	10	2
1998	Huntsville	AA	.295	.369	.409	131	457	54	135	18	5	8	62	56	63	23
1999	Midland	AA	.406	.500	.594	10	32	4	13	3	0	1	12	8	5	0
	Vancouver	AAA	.264	.355	.392	109	367	54	97	18	4	7	38	51	72	7
2000	Sacramento	AAA	.289	.362	.425	114	426	56	123	22	3	10	72	49	72	20
2001	Modesto	A (Adv)	.294	.377	.383	48	180	24	53	13	0	1	25	23	35	19
2002	Rangers	Rk	.333	.500	.333	1	3	0	1	1	0	0	0	1	0	0
	Port Charlotte	A (Adv)	.250	.400	.500	2	4	1	1	1	0	0	1	1	0	0
	Tulsa	AA	.241	.330	.410	24	83	10	20	8	0	2	8	9	15	0
2003	Frisco	AA	.000	.125	.000	8	14	1	0	0	0	0	0	2	1	0
MINOR LEAGUE TOTALS			.288	.367	.418	488	1717	224	494	94	12	35	246	215	277	76



BRUCE BILLINGS

PITCHING COACH

BORN: November 11, 1985 in San Diego, CA

LAST SEASON: N/A

MLB SERVICE (player): 2 seasons

MiLB SERVICE (coach): 3rd season

PITCHING COACH EXPERIENCE: 4th season

YEARS WITH THE CUBS: 1st season

YEARS WITH THE PELICANS: 1st season



Coaching Staff

Bruce Billings joins the Pelicans as the Pitching Coach for 2023. Billings, originally from San Diego, CA, was drafted by the Colorado Rockies in 2007. He later played for Oakland Athletics, the New York Yankees, the Los Angeles Dodgers and the Washington Nationals. From 2016-2018, he pitched in the Chinese Professional Baseball League for the Uni-President 7- Eleven Lions and the Fubon Guardians. In 2019, he returned to America and joined the Phillies as a minor league coach.



MLB STATS

YEAR	TEAM	LVL	W	L	ERA	G	GS	SV	IP	H	R	ER	HR	BB	SO	HBP	WP
2011	2 Teams	MLB	0	0	10.29	4	0	0	7.0	13	10	8	1	6	7	0	1
	Colorado	MLB	0	0	4.50	1	0	0	2.0	5	1	1	0	0	0	0	1
	Oakland	MLB	0	0	12.60	3	0	0	5.0	8	9	7	1	6	7	0	0
2014	NY Yankees	MLB	0	0	9.00	1	0	0	4.0	4	4	4	2	1	7	0	0
MAJOR LEAGUE TOTALS			0	0	9.82	5	0	0	11.0	17	14	12	3	7	14	0	1



MAGGIE LOWENHAR

ATHLETIC TRAINER

- RESIDES:** South Bend, IN
- LAST SEASON:** GA Athletic Trainer - UNC Chapel Hill
- ATHLETIC TRAINING EXPERIENCE:** N/A
- YEARS WITH THE CUBS:** 1st season
- YEARS WITH THE PELICANS:** 1st season



The Athletic Trainer for the Pelicans will be Maggie Lowenhar. She served as the Athletic Training Intern for the Arizona Complex League Cubs last season. Lowenhar is a 2019 graduate of Indiana University - Bloomington where she earned her Bachelor’s degree in Athletic Training, and a 2021 graduate of the University of North Carolina – Chapel Hill where she earned her Masters of Arts in Athletic Training.





JESUS DE LA SANCHA

STRENGTH COACH


RESIDES: Mesa, AZ

LAST SEASON: Vol. Asst Strength & Conditioning Coach -
University of Arkansas

COACHING EXPERIENCE: 1st season

YEARS WITH THE CUBS: 1st season

YEARS WITH THE PELICANS: 1st season



Jesus De La Sancha rounds out the 2023 staff as the Strength and Conditioning Coach. De La Sancha joined the Cubs organization in October of 2022 after serving as a Volunteer Assistant Strength and Conditioning Coach for the University of Arkansas. He earned his Bachelor's degree in Kinesiology and Exercise Science in 2018 and his Masters of Physical Education Teaching and Coaching in 2022, both from the University of Arkansas. In 2019, De La Sancha worked as a Strength and Conditioning Coach for the University of New Mexico.





The Pelicans made 2022 a season to remember. The Birds returned to the playoffs for the first time since 2017 with a regular season record of 78-53. Their 47 first-half victories set a new franchise record. Myrtle Beach was led by Kevin Alcantara (pictured) at the plate with 15 home runs and 85 RBI. Alcantara finished 2022 as one of the top 100 prospects in all of baseball.



2022 SEASON IN REVIEW

MyrtleBeachPelicans.com

2022 DAY-BY-DAY RESULTS

Date	Gm #	Opponent	Game Time	W - L	Score	Record	Pos	GA	GB	Winning Pitcher	Losing Pitcher	Save	Time	Att	No.	Home Road
131 GAMES																
FIRST HALF (47-19)																
April (14-6)																
4/8	1	@ Charleston	7:05 p.m.	L	2-5	0-1	6th	-1.0	-	Antonio Jimenez (1-0)	Tyler Schläffer (0-1)	Kyle Whitten (1)	2:56	6,240	1	
4/9	2	@ Charleston	6:05 p.m.	L	2-7	0-2	6th	-2.0	-	Patrick Wicklander (1-0)	Frankie Scalzo Jr. (0-1)	-	2:50	4,134	2	
4/10	3	@ Charleston	5:05 p.m.	W	7-6	1-2	5th	-2.0	-	Adam Laskey (1-0)	Sandy Gaston (0-1)	Jarod Wright (1)	3:52	3,489	3	
4/12	4	Augusta	7:05 p.m.	W	2-1 (12)	2-2	5th	-2.0	-	Walker Powell (1-0)	Elison Joseph (0-1)	-	3:33	6,599	1	
4/13	5	Augusta	7:05 p.m.	L	0-1	2-3	5th	-2.0	-	Tyler Owens (1-0)	Luis Devers (0-1)	Juan Mateo (1)	2:34	3,642	2	
4/14	6	Augusta	7:05 p.m.	W	3-2	3-3	5th	-2.0	-	Adam Laskey (2-0)	Rob Griswold (0-1)	-	2:43	3,681	3	
4/15	7	Augusta	7:05 p.m.	L	2-9	3-4	5th	-2.0	-	Kris Anglin (2-0)	Frankie Scalzo Jr. (0-2)	-	3:38	4,208	4	
4/16	8	Augusta	6:05 p.m.	W	5-4	4-4	5th	-1.5	-	Tyler Santana (1-0)	Elison Joseph (0-2)	-	3:06	4,020	5	
4/17	9	Augusta	6:05 p.m.	W	6-3	5-4	3rd	-1.0	-	Luis Angel Rodriguez (1-0)	Landon Leach (0-1)	Sheldon Reed (1)	2:44	3,711	6	
4/19	10	@ Delmarva	7:05 p.m.	L	3-8	5-5	4th	-2.0	-	Conor Grady (1-0)	Luis Devers (0-2)	-	2:18	523	5	
4/20	11	@ Delmarva	7:05 p.m.	W	17-3	6-5	3rd	-1.0	-	Jose Miguel Gonzalez (1-0)	Shane Davis (0-1)	-	2:46	1,708	5	
4/21	12	@ Delmarva	7:05 p.m.	W	8-3	7-5	1st	--	-	Walker Powell (2-0)	Raul Rangel (0-1)	-	2:45	750	6	
4/22	13	@ Delmarva	7:05 p.m.	W	5-2	8-5	1st	--	-	Richard Gallardo (1-0)	Juan De Los Santos (1-2)	Tyler Santana (1)	2:30	3,013	7	
4/23	14	@ Delmarva	7:05 p.m.	W	5-1	9-5	1st	--	-	Porter Hodge (1-0)	Ryan Long (0-1)	-	2:27	2,431	8	
4/24	15	@ Delmarva	2:05 p.m.	W	7-4	10-5	1st	--	-	Riley Martin (1-0)	Conor Grady (1-1)	Sheldon Reed (2)	2:27	1,383	9	
4/27	16	Columbia (DH)	5:05 p.m.	W	5-4 (7)	11-5	1st	1.0	-	Jose Miguel Gonzalez (2-0)	Noah Cameron (0-1)	-	1:55	2,907	7	
4/27	17	Columbia (DH)	7:05 p.m.	W	3-1 (7)	12-5	1st	1.0	-	Walker Powell (3-0)	Luisder Avila (1-3)	Jake Reindl (1)	1:21	2,907	8	
4/28	18	Columbia	7:05 p.m.	L	6-7	12-6	1st	1.0	-	Heriberto Garcia (2-1)	Chase Watkins (0-1)	Luis Barroso (1)	2:51	3,117	9	
4/29	19	Columbia	7:05 p.m.	W	8-1	13-6	1st	1.0	-	Porter Hodge (2-0)	Rylan Kaufman (1-1)	-	2:32	3,454	10	
4/30	20	Columbia	6:05 p.m.	W	9-1	14-6	1st	2.0	-	Luis Devers (1-2)	Ben Hernandez (0-1)	-	2:29	3,728	11	
May (19-7)																
5/1	21	Columbia	6:05 p.m.	W	8-0	15-6	1st	2.0	-	Walker Powell (4-0)	Matt Stil (0-1)	-	2:13	2,978	12	
5/3	22	@ Salem	11:05 p.m.	L	4-8	15-7	1st	1.0	-	Tyler Ueberstine (1-0)	Tyler Schläffer (0-2)	-	2:19	5,242	10	
5/4	23	@ Salem	7:05 p.m.	W	24-6	16-7	1st	2.0	-	Tyler Santana (2-0)	Wikelman Gonzalez (1-1)	-	3:19	1,502	11	
5/5	24	@ Salem	7:05 p.m.	W	2-1	17-7	1st	2.0	-	Richard Gallardo (2-0)	Joey Stock (1-1)	Sheldon Reed (3)	2:20	2,205	12	
5/7	25	@ Salem	6:05 p.m.	W	9-6	18-7	1st	1.5	-	Luis Angel Rodriguez (2-0)	Gabriel Jackson (0-3)	-	2:45	1,692	13	
5/8	26	@ Salem (DH)	2:05 p.m.	W	8-3	19-7	1st	1.5	-	Luis Devers (2-2)	Juan Encarnacion (1-3)	-	1:51	1,365	14	
5/8	27	@ Salem (DH)	5:05 p.m.	L	3-5	19-8	1st	1.0	-	Tyler Ueberstine (2-0)	Tyler Schläffer (0-3)	Jacob Webb (1)	1:31	1,365	15	
5/10	28	Charleston	7:05 p.m.	L	3-7	19-9	1st	--	-1.0	Patrick Wicklander (3-1)	Luke Little (0-1)	Jack Snyder (1)	2:49	3,458	13	
5/11	29	Charleston	7:05 p.m.	L	1-5	19-10	2nd	--	-1.0	Austin Vernon (4-0)	Richard Gallardo (2-1)	-	2:24	3,184	14	
5/12	30	Charleston	7:05 p.m.	W	13-4	20-10	1st	--	-	Luis Angel Rodriguez (3-0)	Victor Munoz (3-2)	Bryan King (1)	2:43	2,999	15	
5/13	31	Charleston	7:05 p.m.	L	1-4	20-11	2nd	--	-1.0	Over Galue (3-0)	Luis Devers (2-3)	Kyle Whitten (4)	2:42	3,042	16	
5/14	32	Charleston	6:05 p.m.	W	4-2	21-11	1st	--	-	Jose Miguel Gonzalez (3-0)	Christian Fernandez (2-1)	Jake Reindl (2)	2:32	4,944	17	
5/15	33	Charleston	6:05 p.m.	W	5-0	22-11	1st	1.0	-	Tyler Santana (3-0)	Patrick Wicklander (3-2)	-	2:19	3,142	18	
5/17	34	@ Columbia	7:05 p.m.	W	15-5	23-11	1st	1.0	-	Richard Gallardo (3-1)	Samuel Valerio (0-2)	-	2:58	2,589	16	
5/18	35	@ Columbia	12:05 p.m.	W	13-2	24-11	1st	1.0	-	Luis Angel Rodriguez (4-0)	Delvin Capellan (0-2)	-	3:03	2,145	17	
5/19	36	@ Columbia	7:05 p.m.	W	6-5	25-11	1st	1.0	-	Luis Devers (3-3)	Wander Arias (1-3)	Sheldon Reed (4)	2:37	3,139	18	
5/20	37	@ Columbia	7:05 p.m.	W	5-4	26-11	1st	1.0	-	Jose Miguel Gonzalez (4-0)	Ben Wereski (0-1)	Bryan King (2)	2:32	4,571	19	
5/21	38	@ Columbia	6:05 p.m.	W	5-1	27-11	1st	1.0	-	Tyler Santana (4-0)	Ben Kudrna (0-1)	-	2:26	4,829	20	
5/22	39	@ Columbia	5:05 p.m.	W	4-3	28-11	1st	2.0	-	Richard Gallardo (4-1)	Eric Cerantola (1-2)	Bryan King (3)	2:22	3,751	21	
5/24	40	@ Augusta	7:05 p.m.	W	8-5	29-11	1st	2.0	-	Porter Hodge (3-0)	Jordano Perez (1-2)	-	2:40	3,001	22	
5/25	41	@ Augusta	7:05 p.m.	W	8-0	30-11	1st	2.0	-	Al Smith-Shawver (0-3)	Luis Devers (4-3)	-	2:26	4,015	23	
5/27	42	@ Augusta	6:00 p.m.	W	11-5	31-11	1st	2.0	-	Luke Little (1-1)	Kris Anglin (2-1)	-	2:42	3,670	24	
5/27	43	@ Augusta	7:48 p.m.	W	3-2 (7)	32-11	1st	2.0	-	Jose Miguel Gonzalez (5-0)	Rob Griswold (2-2)	-	1:50	3,777	25	
5/28	44	@ Augusta	6:05 p.m.	L	3-5	32-12	1st	1.0	-	Tyler Owens (3-2)	Richard Gallardo (4-2)	Juan Mateo (2)	2:03	3,898	26	
5/29	45	@ Augusta	6:05 p.m.	L	1-3	32-13	1st	1.0	-	Jordano Perez (2-2)	Porter Hodge (3-1)	Darling Fiorentino (1)	2:12	4,798	27	
5/31	46	Delmarva	7:05 p.m.	W	7-5	33-13	1st	2.0	-	Luis Devers (5-3)	Shane Davis (1-5)	-	2:31	3,439	19	
June (17-9)																
6/1	47	Delmarva	7:05 p.m.	W	2-0	34-13	1st	2.0	-	Tyler Schläffer (1-3)	Daniel Federman (0-6)	Jose Miguel Gonzalez (1)	1:58	3,122	20	
6/2	48	Delmarva	7:05 p.m.	W	11-5	35-13	1st	3.0	-	Tyler Santana (5-0)	Juan De Los Santos (1-6)	-	3:07	3,799	21	
6/3	49	Delmarva	7:05 p.m.	L	8-9	35-14	1st	2.5	-	Thomas Girard (2-0)	Richard Gallardo (4-3)	Preston Price (4)	2:57	2,575	22	
6/4	50	Delmarva	6:50 p.m.	L	1-2	35-14	1st	2.5	-	Hugo Betran (3-1)	Luis Rodriguez (4-1)	-	2:57	4,076	23	
6/5	51	Delmarva	6:31 p.m.	W	12-2 (7)	36-15	1st	2.0	-	Luis Devers (6-3)	Daniel Lloyd (0-1)	-	2:03	3,955	24	
6/7	52	@ Carolina	7:00 p.m.	W	10-8 (10)	37-15	1st	2.0	-	Angel Hernandez (1-0)	Michele Vassalotti (7-1)	Adam Laskey (1)	3:11	804	28	
6/9	53	@ Carolina	5:00 p.m.	L	2-3 (7)	37-16	1st	1.0	-	Steven Cruz (1-1)	Luke Little (1-2)	Karlos Morales (2)	1:44	1,820	29	
6/9	54	@ Carolina	7:34 p.m.	L	1-2 (7)	37-17	1st	--	-	Edwin Jimenez (1-1)	Richard Gallardo (4-4)	Israel Puello (1)	1:36	1,820	30	
6/10	55	@ Carolina	7:00 p.m.	W	5-3	38-17	1st	--	-	Porter Hodge (4-1)	Carlos Rodriguez (2-2)	Alfredo Zarraga (1)	2:32	4,451	31	
6/11	56	@ Carolina	5:00 p.m.	W	5-0	39-17	1st	--	-	Luis Devers (7-3)	Alexander Cornielle (2-6)	Adam Laskey (2)	2:03	4,889	32	
6/12	57	@ Carolina	1:00 p.m.	W	15-6	40-17	1st	--	-	Tyler Schläffer (2-3)	Jefferson Figueroa (0-3)	-	2:51	1,722	33	
6/14	58	Fredericksburg	7:05 p.m.	W	2-0	41-17	1st	1.0	-	Tyler Santana (6-0)	Andrew Alvarez (2-4)	Angel Hernandez (1)	2:14	3,896	25	
6/15	59	Fredericksburg	7:05 p.m.	W	1-0	42-17	1st	2.0	-	Frankie Scalzo (1-2)	Andry Lara (1-4)	Adam Laskey (3)	1:55	3,917	26	
6/16	60	Fredericksburg	7:05 p.m.	L	1-9	42-18	1st	2.0	-	Bryan Pena (2-1)	Porter Hodge (4-2)	-	2:25	4,005	27	
6/17	61	Fredericksburg	7:05 p.m.	W	3-0 (7)	43-18	1st	2.0	-	Luis Devers (8-3)	Dustin Saenz (2-1)	Alfredo Zarraga (2)	1:29	4,114	28	
6/18	62	Fredericksburg	6:05 p.m.	W	6-2	44-18	1st	2.0	-	Jose Miguel Gonzalez (6-0)	Todd Peterson (0-2)	Adam Laskey (4)	2:28	5,825	29	
6/19	63	Fredericksburg	6:05 p.m.	L	3-4 (10)	44-19	1st	1.0	-	Jack Sinclair (4-1)	Tanner Jesson-Dalton (0-1)	-	2:40	6,137	30	
6/21	64	@ Kannapolis	7:00 p.m.	W	8-5	45-19	1st	1.0	-	Frankie Scalzo (2-2)	Zach Cable (0-2)	Johan Quendo (1)	2:54	3,249	34	
6/22	65	@ Kannapolis	7:00 p.m.	W	5-3	46-19	1st	1.0	-	Adam Laskey (3-0)	Bowen Plagge (1-2)	Alfredo Zarraga (3)	2:48	1,893	35	
6/23	66	@ Kannapolis	7:00 p.m.	W	8-7 (10)	47-19	1st	1.0	-	Johan Quendo (1-0)	Nick Gallagher (0-1)	-	2:48	3,692	36	
SECOND HALF (31-34)																
6/24	67	@ Kannapolis	7:00 p.m.	W	10-4	48-19	1st	--	-	Chase Watkins (1-1)	Noah Owen (3-7)	Jose Miguel Gonzalez (2)	2:52	3,078	37	
6/25	68	@ Kannapolis	6:30 p.m.	L	4-6	48-20	5th	-1.0	-	Tyson Messer (3-2)	Luke Little (1-3)	Nick Gallagher (1)	2:31	4,010	38	
6/26	69	@ Kannapolis	1:00 p.m.	L	1-6	48-21	6th	-1.0	-	Tommy Sommer (3-5)	Richard Gallardo (4-5)	Bowen Plagge (1)	2:18	2,025	39	
6/28	70	Charleston	7:05 p.m.	L	4-5	48-22	6th	-2.0	-	Over Galue (7-0)	Frankie Scalzo (2-3)	Jack Snyder (5)	2:38	5,126	31	
6/29	71	Charleston	7:05 p.m.	W	3-1	49-22	6th	-2.0	-	Luis Devers (9-3)	Antonio Jimenez (3-4)	Johan Quendo (2)	2:00	3,378	32	
6/30	72	Charleston	7:05 p.m.	W	8-3	50-22	3rd	-2.0	-	Tyler Schläffer (3-3)	Austin Vernon (5-1)	-	2:15	4,244	33	
July (14-10)																
7/1	73	Charleston	7:05 p.m.	W	4-3 (11)	51-22	3rd	-2.0	-	Alfredo Zarraga (1-0)	Sandy Gaston (2-3)	-	3:16	5,245	34	
7/2	74	Charleston	7:05 p.m.	W	13-6	52-22	3rd	-2.0	-	Angel Gonzalez (1-0)	Daiveyohn Whittle (0-4)	Johan Quendo (3)	3:01	5,001	35	
7/3	75	Charleston	7:03 p.m.	L	7-10	52-23	3rd	-3.0	-	Jack Snyder (5-0)	Angel Hernandez (1-1)	-	2:51	6,000	36	
7/4	76	@ Columbia	8:24 p.m.	L	8-9 (10)	52-24	3rd	-4.0	-	Luis Barroso (3-3)	Yovanny Cabrera (0-1)	-	3:40	6,734	40	

2021 IN REVIEW | DAY-BY-DAY RESULTS

2021 IN REVIEW DAY-BY-DAY RESULTS																
Date	Gm #	Opponent	Game Time	W - L	Score	Record	Pos	GA	GB	Winning Pitcher	Losing Pitcher	Save	Time	Att	Home No.	Road No.
7/5	77	@ Columbia	7:05 p.m.	W	11-3	53-24	3rd	-3.0		Tyler Schlaifer (4-3)	Delvin Capellan (2-3)	-	2:48	2,099	41	
7/7 mo	78	@ Columbia	7:05 p.m.	W	10-6	54-24	3rd	-2.0		Johan Quendo (2-0)	Shane Panzini (0-2)	-	2:45	177	42	
7/8	79	@ Columbia	6:38 p.m.	L	3-5 (7)	54-25	3rd	-3.0		Luisder Avila (5-6)	Richard Gallardo (4-6)	-	1:46	2,197	43	
7/9	80	@ Columbia	6:05 p.m.	L	2-18	54-26	3rd	-4.0		Ben Kudrna (1-3)	Jose Miguel Gonzalez (6-1)	-	3:01	3,237	44	
7/10	81	@ Columbia	5:05 p.m.	W	7-3	55-26	3rd	-3.0		Tyler Santana (7-0)	Ryan Hennen (2-2)	-	2:40	2,134	45	
7/12	82	Fayetteville	7:05 p.m.	L	2-5	55-27	4th	-3.5		Bryant Salgado (4-4)	Angel Gonzalez (1-1)	-	2:09	4,950	37	
7/13	83	Fayetteville	7:05 p.m.	L	1-3	55-28	4th	-4.0		Miguel Ullola (1-0)	Jose Miguel Gonzalez (6-2)	-	2:15	3,888	38	
7/14	84	Fayetteville	7:05 p.m.	W	11-4	56-28	3rd	-3.0		Richard Gallardo (5-6)	Deylen Miley (2-5)	-	2:40	3,186	39	
7/15	85	Fayetteville	7:05 p.m.	W	2-0	57-28	3rd	-2.0		Frankie Scalzo (3-3)	Edinson Battista (4-3)	Angel Hernandez (2)	2:12	4,808	40	
7/16	86	Fayetteville	6:05 p.m.	W	7-2	58-28	3rd	-2.0		Yovanny Cabrera (1-1)	Carlos Calderon (2-4)	Chase Watkins (1)	2:49	4,569	41	
7/17	87	Fayetteville	6:35 p.m.	W	5-0	59-28	3rd	-1.0		Luis Rodriguez (5-1)	Bryant Salgado (6-5)	-	2:23	6,299	42	
ALL STAR BREAK 7/18-7/21																
7/22	88	@ Charleston	7:05 p.m.	L	2-3	59-29	3rd	-1.0		JJ Goss (1-5)	Jose Miguel Gonzalez (6-3)	Jack Snyder (6)	2:23	4,579	46	
7/23	89	@ Charleston	6:05 p.m.	W	14-4	60-29	3rd	-1.0		Richard Gallardo (6-6)	Ben Peoples (3-4)	-	3:16	3,223	47	
7/24	90	@ Charleston	5:05 p.m.	L	0-2	60-30	3rd	-2.0		Daiveyon Whittle (1-4)	Tyler Santana (7-1)	Kamron Fields (2)	2:01	3,318	48	
7/26	91	@ Augusta	7:05 p.m.	L	4-5	60-31	4th	-3.0		Samuel Strickland (3-1)	Yovanny Cabrera (1-2)	Tyler Owens (2)	2:51	3,691	49	
7/27	92	@ Augusta	7:05 p.m.	W	10-5	61-31	3rd	-2.0		Chase Watkins (2-1)	Rainieri Rodriguez (1-2)	-	2:51	4,017	50	
7/28	93	@ Augusta	7:05 p.m.	W	8-4	62-31	3rd	-2.0		Angel Hernandez (2-1)	Rob Griswold (3-4)	-	2:54	4,615	51	
7/29	94	@ Augusta	7:05 p.m.	W	5-2	63-31	3rd	-1.0		Tyler Santana (8-1)	Jorge Bautista (0-2)	Alfredo Zarraga (4)	2:46	5,385	52	
7/30	95	@ Augusta	6:05 p.m.	L	4-6	63-32	4th	-1.5		Al Smith-Shawver (3-4)	Didier Vargas (0-1)	Ronaldo Alejandro (2)	2:22	4,073	53	
7/31	96	@ Augusta	5:05 p.m.	W	11-6	64-42	4th	-1.0		Luis Rodriguez (6-1)	Samuel Strickland (3-2)	-	2:50	3,449	54	
August (9-17)																
8/2	97	Lynchburg	7:05 p.m.	W	5-4	65-32	3rd	-1.0		Angel Hernandez (3-1)	Elvis Jerez (1-2)	-	2:48	5,832	43	
8/3	98	Lynchburg	7:05 p.m.	L	5-13	65-33	3rd	-1.0		Alonzo Richardson (1-0)	Luke Little (1-4)	-	3:35	4,257	44	
8/4	99	Lynchburg	7:05 p.m.	W	4-2	66-33	3rd	-1.5		Tyler Santana (9-1)	Damon Casetta-Stubbs (1-2)	Angel Gonzalez (1)	2:41	4,310	45	
8/5	100	Lynchburg	7:05 p.m.	L	13-14	66-34	3rd	-2.5		Elvis Jerez (2-2)	Johzan Oquendo (2-1)	Zach Pettway (1)	3:52	6,288	46	
8/6	101	Lynchburg	6:05 p.m.	L	3-10	66-35	3rd	-2.5		Will Dion (6-4)	Jose Romero (0-1)	-	2:49	3,490	47	
8/7	102	Lynchburg	6:35 p.m.	L	2-3	66-36	3rd	-3.5		Reid Johnston (3-5)	Chase Watkins (2-2)	Miguel Viniicio (2)	2:41	3,383	48	
8/9	103	Columbia	7:05 p.m.	W	1-0	67-36	3rd	-3.5		Gregori Montano (1-0)	Oscar Rayo (1-1)	-	2:27	4,581	49	
8/10	104	Columbia	7:05 p.m.	W	7-4	68-36	3rd	-2.0		Tyler Santana (10-1)	Frankie Mizzacchio (1-6)	Angel Gonzalez (2)	2:26	3,139	50	
8/11	105	Columbia	7:05 p.m.	L	1-2	68-37	3rd	-3.0		Luis Barroso (4-6)	Frankie Scalzo (3-4)	Jack Aldrich (3)	2:21	3,294	51	
8/12	106	Columbia	7:49 p.m.	L	5-6	68-38	3rd	-3.0		Matt Shi (1-1)	Saul Gonzalez (0-1)	Wander Arias (3)	3:04	3,320	52	
8/13	107	Columbia	6:05 p.m.	L	3-4	68-39	5th	-3.5		Marlin Willis (3-1)	Johzan Oquendo (2-2)	Ben Wereski (2)	2:50	3,771	53	
8/14	108	Columbia	6:35 p.m.	L	4-5	68-40	4th	-4.5		Shane Connolly (1-2)	Angel Hernandez (3-2)	Luis Barroso (8)	2:44	4,923	54	
8/16	109	@ Down East	7:00 p.m.	W	4-2	69-40	4th	-4.5		Tyler Santana (11-1)	Mitch Bratt (4-4)	Andricson Salvador (1)	2:23	1,160	55	
8/17	110	@ Down East	7:00 p.m.	L	1-7	69-41	4th	-5.5		Winston Santos (7-4)	Didier Vargas (0-2)	Alberto Mota (1)	2:22	1,068	56	
8/18	111	@ Down East	7:00 p.m.	L	4-12	69-42	4th	-6.0		Jose Corniell (2-5)	Sam Thoresen (0-1)	-	2:42	1,333	57	
8/19	112	@ Down East	7:00 p.m.	L	2-14	69-43	5th	-6.0		Gavin Collier (5-3)	Koen Moreno (0-1)	-	2:47	1,441	58	
8/20	113	@ Down East	5:00 p.m.	L	5-6	69-44	5th	-7.0		Adrian Rodriguez (2-0)	Angel Hernandez (3-3)	Anthony Hregh-Tutunian (1)	2:32	2,341	59	
8/21	114	@ Down East	1:00 p.m.	W	7-1	70-44	4th	-7.0		Yovanny Cabrera (2-2)	Ryan Garcia (0-2)	Angel Gonzalez (3)	2:55	1,191	60	
8/23	115	Augusta	7:05 p.m.	L	3-6	70-45	5th	-8.0		Tyler Owens (5-2)	Gregori Montano (1-1)	Rob Griswold (7)	2:46	3,111	55	
8/24	116	Augusta	7:05 p.m.	W	13-6	71-45	4th	-7.0		Johan Quendo (3-2)	William Silva (0-1)	-	3:14	2,856	56	
8/25	117	Augusta	7:05 p.m.	L	8-10	71-46	5th	-8.0		James Acuna (4-2)	Koen Moreno (0-2)	Estarlin Rodriguez (3)	3:15	2,610	57	
8/26	118	Augusta	7:05 p.m.	L	5-6	71-47	5th	-9.0		Roldy Munoz (1-3)	Grant Kipp (0-1)	Rob Griswold (8)	2:37	3,252	58	
8/27	119	Augusta	6:05 p.m.	L	2-10	71-48	5th	-10.0		Rainieri Rodriguez (3-4)	Gregori Montano (1-2)	-	2:33	3,423	59	
8/28	120	Augusta	6:35 p.m.	W	7-5	72-48	5th	-9.0		Didier Vargas (1-2)	Cedric De Grandpre (0-1)	Anthony Mendez (1)	2:53	2,916	60	
8/31	121	@ Charleston (DH)	6:05 p.m.	L	1-5 (7)	72-49	5th	-10.0		Alex Ayala (2-1)	Michael Arias (0-1)	-	1:54	3,610	61	
8/31	122	@ Charleston (DH)	8:37 p.m.	W	5-2 (7)	73-49	5th	-9.0		Chase Watkins (3-2)	Cole Wilcox (0-1)	Frankie Scalzo (1)	2:02	3,610	62	
September (5-4)																
9/1	123	@ Charleston	7:05 p.m.	L	6-7 (10)	73-50	5th	-10.0		Jack Snyder (7-2)	Angel Gonzalez (1-2)	-	3:27	3,874	63	
9/2	124	@ Charleston	7:05 p.m.	W	8-4	74-50	5th	-9.0		Saul Gonzalez (1-1)	Antonio Jimenez (10-5)	-	2:51	4,489	64	
9/3	125	@ Charleston	6:05 p.m.	L	5-7	74-51	5th	-10.0		Over Galue (11-2)	Anthony Mendez (0-1)	Jack Snyder (9)	2:28	5,812	65	
9/4	126	@ Charleston	5:05 p.m.	W	9-6	75-51	5th	-9.0		Brody McCullough (1-0)	Roel Garcia (0-1)	Frankie Scalzo (2)	3:28	5,555	66	
9/6	127	Carolina	7:05 p.m.	W	5-4 (10)	76-51	5th	-9.0		Angel Hernandez (4-3)	Pablo Garabitos (6-1)	-	2:36	2,952	61	
9/8	128	Carolina	7:05 p.m.	W	8-2	77-51	5th	-9.5		Gregori Montano (2-2)	Max Lazar (0-1)	-	2:35	2,580	62	
9/9	129	Carolina	7:05 p.m.	W	10-3	78-51	4th	-9.5		Didier Vargas (2-3)	Alexander Vallecillo (1-3)	-	2:39	3,294	63	
9/10	130	Carolina	7:05 p.m.	L	3-7	78-52	4th	-10.5		Cameron Wagoner (2-0)	Nick Hull (0-1)	-	3:05	3,078	64	
9/11	131	Carolina	6:05 p.m.	L	3-9	78-53	5th	-10.5		Fernando Olguin (4-3)	Oliver Roque (0-1)	-	3:02	3,095	65	
PLAYOFFS																
9/13	1	@ Charleston	7:05 p.m.	L	1-6	0-1	-	-	-	JJ Goss (1-0)	Grant Kipp (0-1)	-	2:41	4,004	1	
9/15	2	Charleston	7:05 p.m.	L	6-10	0-2	-	-	-	Daiveyon Whittle (1-0)	Didier Vargas (0-1)	-	3:01	4,005	1	

2022 STANDINGS

2022 CAROLINA LEAGUE OVERALL STANDINGS

NORTH	W	L	PCT	GB
Fredericksburg*	75	55	.577	--
Carolina	69	62	.527	6.5
Down East	65	66	.496	10.5
Salem	64	66	.492	11.0
Lynchburg*	63	68	.481	12.5
Delmarva	49	81	.377	26.0

SOUTH	W	L	PCT	GB
Charleston*	88	44	.667	--
Myrtle Beach*	78	53	.595	9.5
Augusta	69	62	.527	18.5
Kannapolis	58	74	.439	30.0
Fayetteville	55	75	.423	32.0
Columbia	52	79	.397	35.5

*= Clinched playoff

North Division Championship

Lynchburg def. Fredericksburg 2-1

South Division Championship

Charleston def. Myrtle Beach 2-0

Game 1: Lynchburg @ Fredericksburg (Fredericksburg W 2-0)
 Game 2: Fredericksburg @ Lynchburg (Lynchburg W 5-2)
 Game 3: Fredericksburg @ Lynchburg (Lynchburg W 3-0)

Game 1: Myrtle Beach @ Charleston (Charleston W 6-1)
 Game 2: Charleston @ Myrtle Beach (Charleston W 10-6)

Carolina League Championship

Charleston def. Lynchburg 2-0

Game 1: Lynchburg @ Charleston (Charleston W 7-5)
 Game 2: Charleston @ Lynchburg (Charleston W 6-2)

RETURN OF THE CAROLINA LEAGUE

Following one season under the Low-A East title in 2021, the familiar Carolina League returned to Minor League Baseball with two six-team divisions. The Pelicans played in the original Carolina League from 1999-2019. Seven teams from the original Carolina League, which was formed in 1945, still compete in the division, including Myrtle Beach, Carolina, Lynchburg, Down East, Fayetteville, Salem, and Fredericksburg (formerly Potomac). 2022 also saw the return of a season divided into two halves, with the first half winner facing off against the second half winner in each division before the championship.



The Charleston RiverDogs continued their reign over the division with their second-consecutive championship in 2022. After sweeping the Pelicans in the divisional round, the RiverDogs took care of the Lynchburg Hillcats in two games to claim their first Carolina League championship after the league went by the Low-A East title in 2021. (Charleston RiverDogs)



2022 SEASON INDIVIDUAL STATISTICS

2022 INDIVIDUAL PELICANS BATTING TOTALS

PLAYER	G	AB	R	H	2B	3B	HR	RBI	SB	CS	BB	SO	BA	OBP	SLG	OPS
Kevin Alcantara	112	428	76	117	19	6	15	85	14	3	55	123	.273	.360	.451	.811
Moises Ballesteros	31	109	17	27	7	0	3	15	0	1	18	28	.248	.349	.394	.743
Parker Chavers	35	127	16	31	9	2	2	12	4	2	5	33	.244	.279	.394	.673
Pete Crow-Armstrong	38	158	39	56	5	3	7	27	13	4	22	33	.354	.443	.557	1.000
Miguel Fabrizio	21	66	8	10	3	1	2	13	0	0	9	21	.152	.253	.318	.571
Reivaj Garcia	3	10	3	3	1	0	0	1	0	0	0	1	.300	.300	.400	.700
Ethan Hearn	85	286	47	61	14	6	12	41	13	1	42	115	.213	.326	.430	.756
Frank Hernandez	16	45	4	4	0	0	0	2	1	0	7	12	.089	.241	.089	.330
Josue Huma	66	253	45	64	9	1	4	33	7	1	26	44	.253	.321	.344	.665
Kevin Made	57	222	41	59	14	0	9	30	0	1	27	49	.266	.354	.450	.804
Peter Matt	20	74	8	17	2	0	2	11	0	0	7	23	.230	.289	.338	.627
Haydn McGearry	12	48	5	14	5	0	1	8	0	0	4	12	.292	.346	.458	.804
Scott McKeon	15	52	9	11	3	1	0	5	1	0	2	18	.212	.268	.308	.576
Juan Mora	81	312	56	84	19	2	7	48	6	3	27	69	.269	.346	.410	.756
BJ Murray Jr.	39	128	31	39	11	0	3	25	0	0	26	31	.305	.441	.461	.902
Ezequiel Pagan	104	384	59	112	15	5	11	68	13	4	40	57	.292	.366	.443	.809
Reginald Preciado	46	166	20	33	6	2	2	24	3	2	10	69	.199	.262	.295	.557
Malcom Quintero	34	115	18	26	5	0	1	17	1	1	18	42	.226	.324	.296	.620
Pedro Ramirez	10	41	7	11	0	0	0	1	4	0	2	6	.268	.348	.268	.616
Alejandro Rivero	26	74	11	17	1	1	1	8	1	1	8	28	.230	.352	.311	.663
Cole Roederer	4	15	4	7	2	0	0	2	2	0	4	2	.467	.550	.600	1.150
Yelson Santana	18	60	17	18	4	0	0	7	3	0	10	16	.300	.408	.367	.775
Bryan Serra	2	0	0	0	0	0	0	0	0	0	1	0	.000	1.000	.000	1.000
Liam Spence	41	120	23	25	3	0	3	21	3	0	23	34	.208	.333	.308	.641
Felix Stevens	73	252	32	56	13	1	11	43	1	1	32	96	.222	.310	.413	.723
James Triantos	113	456	74	124	19	6	7	50	20	3	39	81	.272	.335	.386	.721
Matt Warkentin	24	77	13	18	6	0	0	13	0	0	14	31	.234	.351	.312	.663
Jacob Wetzel	99	336	63	71	14	1	10	51	14	3	60	80	.211	.344	.348	.692
TEAM TOTALS	131	4414	746	1115	209	38	113	661	124	31	538	1154	.253	.342	.394	.736



After being acquired in the trade that sent Anthony Rizzo to the Yankees in 2021, Kevin Alcantara led the 2022 Pelicans in home runs (15) and RBI (85) while also becoming the first Pelican to hit three grand slams in one season. (Larry Kave/Myrtle Beach Pelicans)



2022 SEASON INDIVIDUAL STATISTICS

2022 INDIVIDUAL PELICANS PITCHING TOTALS

PLAYER	W	L	ERA	G	GS	SV	IP	H	R	ER	HR	BB	SO	WP	WHIP	GDP	BAA
Michael Arias	0	1	4.50	2	2	0	4.0	4	3	2	0	6	5	1	2.50	0	.267
Yovanny Cabrera	2	2	4.91	10	0	0	18.1	16	11	10	3	14	16	1	1.64	0	.229
Luis Devers	9	3	2.58	15	14	0	66.1	57	26	19	3	14	75	2	1.07	7	.235
Richard Gallardo	6	6	4.05	18	18	0	86.2	84	49	39	8	29	84	5	1.30	4	.251
Angel Gonzalez	1	2	5.29	25	0	3	32.1	30	23	19	4	28	30	9	1.79	3	.250
Jose Miguel Gonzalez	6	3	5.45	22	2	2	69.1	68	47	42	10	43	86	13	1.60	4	.257
Saul Gonzalez	1	1	3.63	7	1	0	17.1	15	8	7	1	12	19	1	1.56	2	.242
Angel Hernandez	4	3	5.79	21	0	2	37.1	26	26	24	4	31	55	10	1.53	2	.194
Porter Hodge	4	2	3.00	17	17	0	69.0	54	31	23	1	39	90	8	1.35	7	.210
Nick Hull	0	1	4.15	3	3	0	8.2	7	4	4	0	3	6	1	1.15	3	.233
Tanner Jesson-Dalton	0	1	6.00	7	0	0	12.0	8	9	8	0	12	16	3	1.67	1	.195
Bryan King	0	0	0.00	5	0	4	8.0	5	0	0	0	1	11	1	0.75	2	.172
Grant Kipp	0	1	6.05	5	5	0	19.1	17	16	13	3	7	17	3	1.24	0	.224
Adam Laskey	3	0	0.00	19	0	4	26.0	17	1	0	0	7	28	1	0.92	3	.183
Luke Little	1	4	2.91	20	19	0	52.2	37	25	17	0	32	84	5	1.31	2	1.31
Riley Martin	1	0	0.68	4	0	0	13.1	3	2	1	0	4	27	1	0.53	1	0.68
Brody McCullough	1	0	1.80	4	0	0	5.0	2	1	1	0	2	9	0	0.80	0	.118
Anthony Mendez	0	1	4.02	9	0	1	15.2	18	8	7	3	11	13	5	1.85	2	.286
Gregori Montano	2	2	4.12	13	0	0	19.2	11	9	9	0	25	22	7	1.83	5	.180
Koen Moreno	0	2	13.76	7	5	0	17.0	23	26	26	4	25	23	2	2.82	1	.324
Johzan Oquendo	3	2	4.94	31	0	3	58.1	59	36	32	2	37	88	18	1.65	5	.266
Mathew Peters	0	0	0.00	1	0	0	1.0	1	0	0	0	2	1	0	3.00	0	.250
Walker Powell	4	0	2.37	7	1	0	19.0	12	6	5	0	3	25	0	0.79	0	.174
Sheldon Reed	0	0	0.00	9	0	4	11.2	2	0	0	0	3	23	1	0.43	1	.059
Jake Reindl	0	0	0.90	7	0	2	10.0	4	1	1	0	6	19	2	1.00	0	.121
Alejandro Rivero	0	0	0.00	1	0	0	1.0	1	0	0	0	0	0	0	1.00	1	.333
Luis Angel Rodriguez	6	1	4.43	23	5	0	69.0	51	35	34	7	51	106	11	1.48	3	.202
Jose Romero	0	1	54.00	2	0	0	2.0	5	12	12	1	5	2	1	5.00	0	.455
Oliver Roque	0	1	10.38	2	1	0	4.1	6	6	5	0	3	3	3	2.08	0	.300
Andricson Salvador	0	0	5.40	3	0	1	3.1	5	5	2	0	4	5	2	2.70	0	.313
Tyler Santana	11	1	2.28	24	8	1	98.2	77	27	25	3	31	93	7	1.09	8	.212
Frankie Scalzo Jr.	3	4	4.63	23	0	2	44.2	38	27	23	2	25	64	6	1.41	1	.224
Tyler Schlaffer	4	3	3.82	18	18	0	75.1	52	37	32	10	32	84	8	1.12	3	.193
Bryan Serra	0	0	0.00	1	0	0	0.2	0	0	0	0	1	0	0	1.50	0	.000
Sam Thoresen	0	1	16.20	2	2	0	1.2	3	6	3	0	3	3	1	3.60	0	.333
Didier Vargas	2	2	3.10	8	8	0	40.1	41	19	14	5	10	37	1	1.25	4	.265
Chase Watkins	3	2	3.47	25	2	1	57.0	56	26	22	3	25	70	10	1.42	5	.256
Jarod Wright	0	0	4.50	12	0	1	26.0	26	14	13	3	16	26	0	1.62	4	.263
Alfredo Zarraga	1	0	2.08	16	0	4	17.1	10	4	4	1	7	28	3	0.98	0	.164
TEAM TOTALS	78	53	3.93	131	131	34	1139.2	951	586	498	81	609	1393	153	1.37	84	.225




Tyler Santana led the Pelicans pitching staff in 2022 with an 11-1 record across 98.2 innings pitched. Santana's 11 wins rank top 10 in franchise history. (Larry Kave/Myrtle Beach Pelicans)

2022 HOME STATISTICS

2022 PELICANS BATTING TOTALS AT HOME

PLAYER	G	AB	R	H	2B	3B	HR	RBI	BB	SO	SB	CS	BA	OBP	SLG	OPS
Kevin Alcantara	58	210	38	51	8	3	6	28	34	59	5	1	.243	.353	.395	.748
Moises Ballesteros	21	76	10	19	5	0	3	12	11	21	0	1	.250	.341	.434	.775
Parker Chavers	18	65	10	21	7	2	1	8	4	14	2	1	.323	.370	.538	.908
Pete Crow-Armstrong	16	64	13	20	2	1	1	7	9	13	5	1	.313	.405	.422	.827
Miguel Fabrizio	10	28	2	3	1	0	0	2	4	11	0	0	.107	.219	.143	.362
Ethan Hearn	43	147	19	34	7	4	5	18	17	63	5	0	.231	.315	.435	.750
Frank Hernandez	7	22	2	3	0	0	0	2	4	4	1	0	.136	.269	.136	.405
Josue Huma	36	133	21	35	2	1	2	16	12	22	4	0	.263	.322	.338	.660
Kevin Made	26	103	17	27	7	0	5	9	11	16	0	1	.262	.350	.476	.826
Peter Matt	11	39	2	6	1	0	0	3	3	12	0	0	.154	.209	.179	.388
Haydn McGearry	7	28	2	11	4	0	1	5	2	7	0	0	.393	.433	.643	1.076
Scott McKeon	6	21	5	6	2	1	0	4	1	7	1	0	.286	.348	.476	.824
Juan Mora	45	179	31	49	12	2	6	30	14	41	4	2	.274	.338	.464	.802
BJ Murray Jr.	16	47	16	18	4	0	2	7	15	10	0	0	.383	.540	.596	1.136
Ezequiel Pagan	53	193	27	58	8	5	5	37	13	28	5	1	.301	.354	.472	.826
Reginald Preciado	19	70	3	11	1	2	0	9	2	24	2	1	.157	.200	.229	.429
Malcom Quintero	13	40	8	8	1	0	0	5	5	17	0	0	.200	.283	.225	.508
Pedro Ramirez	6	25	3	7	0	0	0	0	0	4	2	0	.280	.333	.280	.613
Alejandro Rivero	10	27	5	7	0	1	1	2	4	9	1	1	.259	.394	.444	.838
Yeison Santana	9	25	8	9	2	0	0	2	5	4	1	0	.360	.484	.440	.924
Liam Spence	20	62	10	13	2	0	2	12	8	22	2	0	.210	.296	.339	.635
Felix Stevens	35	114	14	23	3	1	4	14	16	44	1	0	.202	.301	.351	.652
James Triantos	59	234	32	59	8	2	5	27	19	35	9	0	.252	.313	.368	.681
Matt Warkentin	10	33	4	8	1	0	0	3	2	15	0	0	.242	.286	.273	.559
Jacob Wetzel	49	157	26	32	6	0	3	19	34	40	6	1	.204	.352	.299	.651
Felix Stevens	0	0	0	0	0	0	0	0	0	0	0	0	.000	.000	.000	
TEAM TOTALS	65	2142	328	538	94	25	52	281	249	542	56	11	.251	.336	.391	.727

Returning to the Pelicans after two stints in 2021, Ezequiel Pagan gave the home crowd many highlights in 2022. Pagan blasted five home runs while driving in 37 through 53 home games. (Larry Kave/Myrtle Beach Pelicans)



2022 HOME STATISTICS

2022 PELICANS PITCHING TOTALS AT HOME

PLAYER	W	L	ERA	G	GS	SV	IP	H	R	ER	HR	BB	SO	WP	AVG
Michael Arias	0	0	0.00	1	1	0	3.0	2	0	0	0	4	2	0	.200
Yovanny Cabrera	1	0	1.23	4	0	0	7.1	4	1	1	1	4	6	0	.160
Luis Devers	5	2	1.34	7	7	0	33.2	26	6	5	1	7	39	1	.222
Richard Gallardo	1	2	4.55	7	7	0	31.2	35	19	16	1	12	41	4	.273
Angel Gonzalez	1	1	4.96	13	0	2	16.1	17	10	9	2	10	19	5	.274
Jose Miguel Gonzalez	3	1	3.45	9	0	1	31.1	31	13	12	4	15	36	4	.265
Saul Gonzalez	0	1	4.00	4	0	0	9.0	6	4	4	7	6	9	1	.200
Angel Hernandez	2	2	8.02	13	0	2	21.1	20	20	19	3	15	29	6	.247
Porter Hodge	1	1	2.72	9	9	0	36.1	26	14	11	0	23	53	3	.195
Nick Hull	0	1	6.35	2	2	0	5.2	6	4	4	0	2	4	1	.286
Tanner Jesson-Dalton	0	1	9.82	3	0	0	3.2	3	5	4	0	4	4	2	.214
Bryan King	0	0	0.00	1	0	1	3.0	0	0	0	0	0	4	0	.000
Grant Kipp	0	1	5.56	3	3	0	11.1	8	8	7	2	5	7	1	.195
Adam Laskey	1	0	0.00	9	0	2	14.0	7	1	0	0	5	15	0	.146
Luke Little	0	2	3.60	10	10	0	25.0	19	14	10	0	20	45	2	.200
Riley Martin	0	0	0.00	1	0	0	4.2	0	0	0	0	1	8	0	.000
Brody McCullough	0	0	0.00	2	0	0	2.1	0	0	0	0	0	5	0	.000
Anthony Mendez	0	0	4.50	6	0	1	10.0	13	5	5	1	6	11	5	.317
Gregori Montano	2	2	5.93	9	0	0	13.2	7	9	9	0	18	12	5	.175
Koen Moreno	0	1	13.00	4	3	0	9.0	11	13	13	2	13	10	1	.306
Johzan Oquendo	1	2	5.23	17	0	2	31.0	30	22	18	1	19	48	11	.252
Mathew Peters	0	0	0.00	1	0	0	1.0	1	0	0	0	2	1	0	.250
Walker Powell	3	0	3.09	4	1	0	11.2	8	5	4	0	3	15	0	.182
Sheldon Reed	0	0	0.00	4	0	1	5.2	1	0	0	0	1	14	0	.056
Jake Reindl	0	0	0.00	5	0	2	8.0	3	0	0	0	2	15	0	.111
Alejandro Rivero	0	0	0.00	1	0	0	1.0	1	0	0	0	0	0	0	.333
Luis Angel Rodriguez	3	1	4.50	12	2	0	34.0	25	17	17	4	28	58	4	.202
Jose Romero	0	1	162.00	1	0	0	0.1	3	6	6	0	2	0	1	.750
Oliver Roque	0	1	10.38	2	1	0	4.1	6	6	5	0	3	3	3	.300
Andricson Salvador	0	0	4.50	1	0	0	2.0	1	1	1	0	3	2	1	.143
Tyler Santana	6	0	2.10	12	4	0	51.1	44	13	12	1	14	51	5	.229
Frankie Scalzo Jr.	2	3	4.81	11	0	0	24.1	20	13	13	0	17	36	4	.220
Tyler Schlaffer	2	0	1.96	8	8	0	36.2	17	9	8	3	13	47	4	.135
Sam Thoresen	0	0	6.75	1	1	0	1.1	0	1	1	0	2	2	1	.000
Didier Vargas	2	0	1.40	5	5	0	25.2	23	8	4	1	7	19	1	.240
Chase Watkins	0	2	3.48	13	1	1	31.0	27	14	12	2	11	45	4	.229
Jarod Wright	0	0	5.79	5	0	0	14.0	13	9	9	2	11	17	0	.255
Alfredo Zarraga	1	0	1.08	8	0	1	8.1	3	1	1	0	1	12	2	.111
TEAM TOTALS	37	28	3.70	65	65	16	584.0	467	271	240	32	309	744	82	.218



Right-hander Luis Devers put together an incredible campaign in 2022. At Pelicans ballpark, Devers went 5-2 with an impressive 1.34 ERA and 39 strikeouts across 33.2 innings. Devers was named the Vedic Himsl Cubs Minor League Pitcher of the Year following the season. (Larry Kave/Myrtle Beach Pelicans)



2022 ROAD STATISTICS

2022 PELICANS BATTING TOTALS ON THE ROAD

PLAYER	G	AB	R	H	2B	3B	HR	RBI	BB	SO	SB	CS	BA	OBP	SLG	OPS
Kevin Alcantara	54	218	38	66	11	3	9	57	21	64	9	2	.303	.366	.505	.871
Moises Ballesteros	10	33	7	8	2	0	0	3	7	7	0	0	.242	.366	.303	.669
Parker Chavers	17	62	6	10	2	0	1	4	1	19	2	1	.161	.175	.242	.417
Pete Crow-Armstrong	22	94	26	36	3	2	6	20	13	20	8	3	.383	.468	.649	1.117
Miguel Fabrizio	11	38	6	7	2	1	2	11	5	10	0	0	.184	.279	.447	.726
Reivaj Garcia	3	10	3	3	1	0	0	1	0	1	0	0	.300	.300	.400	.700
Ethan Hearn	42	139	28	27	7	2	7	23	25	52	8	1	.194	.337	.424	.761
Frank Hernandez	9	23	2	1	0	0	0	0	3	8	0	0	.043	.214	.043	.257
Josue Huma	30	120	24	29	7	0	2	17	14	22	3	1	.242	.321	.350	.671
Kevin Made	31	119	24	32	7	0	4	21	16	33	0	0	.269	.357	.429	.786
Peter Matt	9	35	6	11	1	0	2	8	4	11	0	0	.314	.375	.514	.889
Haydn McGearry	5	20	3	3	1	0	0	3	2	5	0	0	.150	.227	.200	.427
Scott McKeon	9	31	4	5	1	0	0	1	1	11	0	0	.161	.212	.194	.406
Juan Mora	36	133	25	35	7	0	1	18	13	28	2	1	.263	.355	.338	.693
BJ Murray Jr.	23	81	15	21	7	0	1	18	11	21	0	0	.259	.378	.383	.761
Ezequiel Pagan	51	191	32	54	7	0	6	31	27	29	8	3	.283	.378	.414	.792
Reginald Preciado	27	96	17	22	5	0	2	15	8	45	1	1	.229	.306	.344	.650
Malcom Quintero	21	75	10	18	4	0	1	12	13	25	1	1	.240	.344	.333	.677
Pedro Ramirez	4	16	4	4	0	0	0	1	2	2	2	0	.250	.368	.250	.618
Alejandro Rivero	15	47	6	10	1	0	0	6	4	19	0	0	.213	.328	.234	.562
Cole Roederer	4	15	4	7	2	0	0	2	4	2	2	0	.467	.550	.600	1.150
Yeison Santana	9	35	9	9	2	0	0	5	5	12	2	0	.257	.350	.314	.664
Bryan Serra	1	0	0	0	0	0	0	0	1	0	0	0	.000	1.000	.000	1.000
Liam Spence	21	58	13	12	1	0	1	9	15	12	1	0	.207	.363	.405	.644
Felix Stevens	38	138	18	33	10	0	7	29	16	52	0	1	.239	.318	.464	.782
James Triantos	54	222	42	65	11	4	2	23	20	46	11	3	.293	.359	.405	.764
Matt Warkentin	14	44	9	10	5	0	0	10	12	16	0	0	.227	.390	.341	.731
Jacob Wetzel	50	179	37	39	8	1	7	32	26	40	8	2	.218	.336	.391	.727
TEAM TOTALS	66	2272	418	577	115	13	61	380	289	612	68	20	.254	.348	.397	.745

In his Cubs organization debut, Pete Crow-Armstrong played 22 of his 38 games on the road and hit six homers while driving in 20. The top-rated Cubs prospect finished with a road OPS of 1.117. (Larry Kave/Myrtle Beach Pelicans)



2022 ROAD STATISTICS

2022 PELICANS PITCHING TOTALS ON THE ROAD

PLAYER	W	L	ERA	G	GS	SV	IP	H	R	ER	HR	BB	SO	WP	AVG
Michael Arias	0	1	18.00	1	1	0	1.0	2	3	2	0	2	3	1	.400
Yovanny Cabrera	1	2	7.36	6	0	0	11.0	12	10	9	2	10	10	1	.267
Luis Devers	4	1	3.86	8	7	0	32.2	31	20	14	2	7	36	1	.246
Richard Gallardo	5	4	3.76	11	11	0	55.0	49	30	23	7	17	43	1	.238
Angel Gonzalez	0	1	5.63	12	0	1	16.0	13	13	10	2	18	11	4	.224
Jose Miguel Gonzalez	3	2	7.11	13	2	1	38.0	37	34	30	6	28	50	9	.250
Saul Gonzalez	1	0	3.24	3	1	0	8.1	9	4	3	1	6	10	0	.281
Angel Hernandez	2	1	2.81	8	0	0	16.0	6	6	5	1	16	26	4	.113
Porter Hodge	3	1	3.31	8	8	0	32.2	28	17	12	1	16	37	5	.226
Nick Hull	0	0	0.00	1	1	0	3.0	1	0	0	0	1	2	0	.111
Tanner Jesson-Dalton	0	0	4.32	4	0	0	8.1	5	4	4	0	8	12	1	.185
Bryan King	0	0	0.00	4	0	2	5.0	5	0	0	0	1	7	1	.250
Grant Kipp	0	0	6.75	2	2	0	8.0	9	8	6	1	2	10	2	.257
Adam Laskey	2	0	0.00	10	0	2	12.0	10	0	0	0	2	13	1	.222
Luke Little	1	2	2.28	10	9	0	27.2	18	11	7	0	12	39	3	.176
Riley Martin	1	0	1.04	3	0	0	8.2	3	2	1	0	3	19	1	.100
Brody McCullough	1	0	3.38	2	0	0	2.2	2	1	1	0	2	4	0	.200
Anthony Mendez	0	1	3.18	3	0	0	5.2	5	3	2	1	5	2	0	.227
Gregori Montano	0	0	0.00	4	0	0	6.0	4	0	0	0	7	10	2	.190
Koen Moreno	0	1	14.63	3	2	0	8.0	12	13	13	2	12	13	1	.343
Johzan Oquendo	2	0	4.61	14	0	1	27.1	29	14	14	1	18	40	7	.282
Walker Powell	1	0	1.23	3	0	0	7.1	4	1	1	0	0	10	0	.160
Sheldon Reed	0	0	0.00	5	0	3	6.0	1	0	0	0	2	9	1	.063
Jake Reindl	0	0	4.50	2	0	0	2.0	1	1	1	0	4	4	2	.167
Luis Angel Rodriguez	3	0	4.37	11	3	0	35.0	26	18	17	3	23	48	7	.203
Jose Romero	0	0	32.40	1	0	0	1.2	2	6	6	1	3	2	0	.286
Andricson Salvador	0	0	6.75	2	0	1	1.1	4	4	1	0	1	3	1	.444
Tyler Santana	5	1	2.47	12	4	1	47.1	33	14	13	2	17	42	2	.193
Frankie Scalzo Jr.	1	1	4.43	12	0	2	20.1	18	14	10	2	8	28	2	.228
Tyler Schlaffer	2	3	5.59	10	10	0	38.2	35	28	24	7	19	37	4	.243
Bryan Serra	0	0	0.00	1	0	0	0.2	0	0	0	0	1	0	0	.000
Sam Thoresen	0	1	54.00	1	1	0	0.1	3	5	2	0	1	1	0	.600
Didier Vargas	0	2	6.00	3	3	0	15.0	18	11	10	4	3	18	0	.305
Chase Watkins	3	0	3.46	12	1	0	26.0	29	12	10	1	14	25	6	.287
Jarod Wright	0	0	3.00	7	0	1	12.0	13	5	4	1	5	9	0	.271
Alfredo Zarraga	0	0	3.00	8	0	3	9.0	7	3	3	1	6	16	1	.206
TEAM TOTALS	41	25	4.18	66	66	18	555.2	484	315	258	49	300	649	71	.232



Before his promotion to High-A South Bend in August, Luke Little dazzled on the mound with a 2.28 road ERA and 39 strikeouts across his 27.2 innings. The tall lefty was a fourth round draft pick by the Cubs in 2020. (Larry Kave/Myrtle Beach Pelicans)



2022 VS. RHP/LHP STATISTICS

PLAYER	AB	G	H	2B	3B	HR	RBI	BB	SO	HBP	GIDP	BA	OBP	SLG	OPS
Kevin Alcantara	362	111	96	17	4	13	70	47	110	6	6	.265	.355	.442	.797
Moises Ballesteros	95	31	26	7	0	3	15	16	22	0	2	.274	.372	.442	.814
Parker Chavers	118	33	28	9	2	2	10	5	32	0	2	.237	.266	.398	.664
Pete Crow-Armstrong	136	38	43	4	3	5	20	19	28	2	1	.316	.408	.500	.908
Miguel Fabrizio	62	19	9	2	1	2	10	9	19	0	2	.145	.254	.306	.560
Reivaj Garcia	9	3	3	1	0	0	1	0	0	0	0	.333	.333	.444	.777
Ethan Hearn	258	85	54	13	6	10	34	39	103	5	0	.209	.323	.422	.745
Frank Hernandez	31	14	3	0	0	0	2	7	7	2	2	.097	.300	.097	.397
Josue Huma	199	62	49	7	1	2	24	22	34	0	1	.246	.320	.322	.642
Kevin Made	201	57	53	14	0	7	28	23	42	5	3	.264	.349	.438	.787
Peter Matt	59	20	14	1	0	2	9	7	19	0	1	.237	.313	.356	.669
Haydn McGeary	41	11	12	4	0	1	6	4	9	0	1	.293	.356	.463	.819
Scott McKeon	38	14	8	1	1	0	5	2	12	2	0	.211	.286	.289	.575
Juan Mora	256	80	73	18	2	6	38	20	53	10	8	.285	.358	.441	.799
BJ Murray Jr.	110	37	33	10	0	1	21	23	24	6	0	.300	.443	.418	.861
Ezequiel Pagan	329	104	95	12	5	11	62	35	48	6	3	.289	.365	.456	.821
Reginald Preciado	149	45	31	6	2	2	24	8	61	4	3	.208	.264	.315	.579
Malcom Quintero	91	34	19	3	0	0	14	12	36	0	3	.209	.292	.242	.534
Pedro Ramirez	36	9	11	0	0	0	1	2	6	3	0	.306	.390	.306	.696
Alejandro Rivero	53	24	12	1	0	1	7	3	19	7	1	.226	.338	.302	.640
Cole Roederer	15	4	7	2	0	0	2	4	2	0	0	.467	.550	.600	1.150
Yelson Santana	49	18	15	3	0	0	7	9	12	1	1	.306	.424	.367	.791
Liam Spence	100	41	21	2	0	2	19	22	25	1	2	.210	.349	.290	.639
Felix Stevens	200	68	44	9	0	11	32	27	79	1	2	.220	.312	.430	.742
James Triantos	381	113	108	17	6	5	41	33	61	6	13	.283	.348	.399	.747
Matt Warkentin	59	23	10	3	0	0	7	8	26	1	1	.169	.275	.220	.495
Jacob Wetzel	285	96	62	10	1	9	40	50	63	5	5	.218	.343	.354	.697
TEAM TOTALS	3722	131	939	176	34	95	549	456	952	73	63	.252	.342	.394	.736

PLAYER	AB	G	H	2B	3B	HR	RBI	BB	SO	HBP	GIDP	BA	OBP	SLG	OPS
Kevin Alcantara	66	38	21	2	2	2	15	8	13	0	0	.318	.387	.500	.887
Moises Ballesteros	14	9	1	0	0	0	0	2	6	0	0	.071	.188	.071	.259
Parker Chavers	9	8	3	0	0	0	2	0	1	2	0	.333	.417	.333	.750
Pete Crow-Armstrong	22	14	13	1	0	2	7	3	5	1	0	.591	.654	.909	1.563
Miguel Fabrizio	4	4	1	1	0	0	3	0	2	0	0	.250	.250	.500	.750
Reivaj Garcia	1	1	0	0	0	0	0	0	1	0	0	.000	.000	.000	.000
Ethan Hearn	28	22	7	1	0	2	7	3	12	2	0	.250	.353	.500	.853
Frank Hernandez	14	9	1	0	0	0	0	0	5	0	0	.071	.071	.071	.142
Josue Huma	54	27	15	2	0	2	9	4	10	0	0	.278	.328	.426	.754
Kevin Made	21	15	6	0	0	2	2	4	7	0	1	.286	.400	.571	.971
Peter Matt	15	10	3	1	0	0	2	0	4	0	0	.200	.188	.267	.455
Haydn McGeary	7	3	2	1	0	0	2	0	3	0	0	.286	.286	.429	.715
Scott McKeon	14	7	3	2	0	0	0	0	6	0	1	.214	.214	.357	.571
Juan Mora	56	30	11	1	0	1	10	7	16	1	2	.196	.292	.268	.560
BJ Murray Jr.	18	15	6	1	0	2	4	3	7	0	0	.333	.429	.722	1.151
Ezequiel Pagan	55	35	17	3	0	0	6	5	9	1	0	.309	.377	.364	.741
Reginald Preciado	17	15	2	0	0	0	0	2	8	1	0	.118	.250	.118	.368
Malcom Quintero	24	18	7	2	0	1	3	6	6	0	0	.292	.433	.500	.933
Pedro Ramirez	5	2	0	0	0	0	0	0	0	0	0	.000	.000	.000	.000
Alejandro Rivero	21	13	5	0	1	0	1	5	9	0	1	.238	.385	.333	.718
Yelson Santana	11	8	3	1	0	0	0	1	4	0	0	.273	.333	.364	.697
Bryan Serra	0	1	0	0	0	0	0	1	0	0	0	.000	1.000	.000	1.000
Liam Spence	20	14	4	1	0	1	2	1	9	0	0	.200	.238	.400	.638
Felix Stevens	52	32	12	4	1	0	11	5	17	1	0	.231	.305	.346	.651
James Triantos	75	43	16	2	0	2	9	6	20	0	3	.213	.268	.320	.588
Matt Warkentin	18	13	8	3	0	0	6	6	5	0	0	.444	.560	.611	1.171
Jacob Wetzel	51	37	9	4	0	1	11	10	17	4	1	.176	.348	.314	.662
TEAM TOTALS	692	54	176	33	4	18	112	82	202	13	9	.254	.340	.392	.732

2022 PELICANS VS. RHP

2022 PELICANS VS. LHP

2022 in Review



2022 VS. RHB/LHB STATISTICS

2022 PELICANS vs. RHB

PLAYER	AVG	AB	H	2B	3B	HR	HB	BB	SO	OBP	SLG
Michael Arias	.200	10	2	0	0	0	0	4	4	.429	.200
Yovanny Cabrera	.222	45	10	1	0	3	1	4	11	.300	.444
Luis Devers	.256	129	33	7	0	2	0	11	35	.310	.357
Richard Gallardo	.244	193	47	14	2	4	6	13	56	.307	.399
Angel Gonzalez	.225	71	16	2	1	1	10	18	16	.444	.324
Jose Miguel Gonzalez	.245	143	35	4	0	7	3	17	54	.333	.420
Saul Gonzalez	.286	35	10	2	0	1	0	5	10	.375	.429
Angel Hernandez	.187	91	17	2	0	3	4	23	39	.373	.308
Porter Hodge	.190	142	27	3	1	1	3	20	51	.299	.246
Nick Hull	.211	19	4	2	0	0	1	1	4	.286	.316
Tanner Jesson-Dalton	.100	20	2	1	0	0	0	8	7	.357	.150
Bryan King	.143	14	2	0	0	0	0	1	3	.200	.143
Grant Kipp	.250	12	12	2	1	1	1	5	14	.327	.396
Adam Laskey	.200	75	15	2	0	0	1	4	21	.250	.227
Luke Little	.190	142	27	2	2	0	5	25	61	.329	.232
Riley Martin	.097	31	3	2	0	0	0	4	17	.200	.161
Brody McCullough	.192	11	2	0	0	0	0	2	7	.308	.182
Anthony Mendez	.207	29	6	0	0	0	1	2	6	.281	.207
Gregori Montano	.139	36	5	0	0	0	3	11	15	.380	.139
Koen Moreno	.366	41	15	2	0	2	2	13	11	.536	.561
Johzan Oquendo	.267	120	32	4	0	1	4	18	49	.378	.325
Mathew Peters	.250	4	1	0	0	0	0	2	1	.500	.250
Walker Powell	.211	38	8	3	0	0	1	1	15	.250	.289
Sheldon Reed	.050	20	1	0	0	0	2	1	14	.174	.050
Jake Reindl	.111	18	2	1	0	0	1	3	9	.273	.167
Luis Angel Rodriguez	.218	174	38	10	0	7	2	36	70	.357	.397
Jose Romero	.167	6	1	1	0	0	1	3	2	.500	.333
Oliver Roque	.333	12	4	1	0	0	1	2	1	.467	.417
Andricson Salvador	.250	12	3	0	1	0	0	2	4	.357	.417
Tyler Santana	.206	199	41	4	1	2	1	21	52	.285	.266
Frankie Scalzo Jr.	.229	105	24	4	3	1	1	11	36	.305	.352
Tyler Schlaffer	.172	151	26	3	1	5	2	17	50	.263	.305
Bryan Serra	.000	0	0	0	0	0	0	1	0	1.000	.000
Sam Thoresen	.600	5	3	2	0	0	0	3	2	.750	1.000
Didier Vargas	.276	116	32	2	2	4	1	6	31	.315	.431
Chase Watkins	.260	154	40	7	4	3	4	21	50	.363	.416
Jarod Wright	.255	51	13	1	1	1	2	9	15	.375	.373
Alfredo Zarraga	.206	34	7	0	1	1	0	2	15	.250	.353
TEAM TOTALS	.222	2544	566	91	21	50	64	350	858	.329	.334



2022 VS. RHB/LHB STATISTICS

2022 PELICANS vs. LHB

PLAYER	AVG	AB	H	2B	3B	HR	HB	BB	SO	OBP	SLG
Michael Arias	.400	5	2	0	0	0	0	2	1	.571	.400
Yovanny Cabrera	.240	25	6	2	0	0	1	10	5	.459	.320
Luis Devers	.211	114	24	3	1	1	0	3	40	.229	.281
Richard Gallardo	.262	141	37	6	2	4	0	16	28	.338	.418
Angel Gonzalez	.286	49	14	2	0	3	0	10	14	.387	.510
Jose Miguel Gonzalez	.270	122	33	5	3	3	1	26	32	.400	.434
Saul Gonzalez	.185	27	5	1	0	0	0	7	9	.353	.222
Angel Hernandez	.209	43	9	1	0	1	3	8	16	.370	.302
Porter Hodge	.235	115	27	7	0	0	4	19	39	.362	.296
Nick Hull	.273	11	3	1	0	0	0	2	2	.385	.364
Tanner Jesson-Dalton	.286	21	6	1	0	0	1	4	9	.423	.333
Bryan King	.200	15	3	0	0	0	0	0	8	.200	.200
Grant Kipp	.179	28	5	1	0	2	1	2	3	.250	.429
Adam Laskey	.111	18	2	0	0	0	1	3	7	.273	.111
Luke Little	.182	55	10	1	0	0	0	7	23	.274	.200
Riley Martin	.000	13	0	0	0	0	0	0	10	.000	.000
Brody McCullough	.000	6	0	0	0	0	0	0	2	.000	.000
Anthony Mendez	.353	34	12	3	0	3	0	9	7	.488	.706
Gregori Montano	.240	25	6	2	0	0	1	14	7	.525	.320
Koen Moreno	.267	30	8	3	0	2	1	12	12	.488	.567
Johzan Oquendo	.265	102	27	5	0	1	1	19	39	.382	.343
Walker Powell	.129	31	4	1	1	0	0	2	10	.182	.226
Sheldon Reed	.071	14	1	0	0	0	0	2	9	.176	.071
Jake Reindl	.133	15	2	0	0	0	1	3	10	.300	.133
Alejandro Rivero	.333	3	1	0	0	0	0	0	0	.333	.333
Luis Angel Rodriguez	.167	78	13	2	2	0	1	15	36	.305	.244
Jose Romero	.800	5	4	1	0	1	1	2	0	.875	1.600
Oliver Roque	.250	8	2	0	0	0	0	1	2	.333	.250
Andricson Salvador	.500	4	2	0	0	0	0	2	1	.667	.500
Tyler Santana	.220	164	36	8	0	1	3	10	41	.277	.287
Frankie Scalzo Jr.	.215	65	14	2	0	1	1	14	28	.363	.292
Tyler Schlaffer	.218	119	26	5	0	5	4	15	34	.321	.387
Bryan Serra	.000	2	0	0	0	0	0	0	0	.000	.000
Sam Thoresen	.000	4	0	0	0	0	0	0	1	.000	.000
Didier Vargas	.231	39	9	1	0	1	3	4	6	.348	.333
Chase Watkins	.246	65	16	3	2	0	1	4	20	.296	.354
Jarod Wright	.271	48	13	1	1	2	0	7	11	.364	.458
Alfredo Zarraga	.111	27	3	1	0	0	1	5	13	.273	.148
TEAM TOTALS	.228	1690	385	69	12	31	31	259	535	.339	.338



2022 FULL ROSTER



PLAYER	No.	B	T HT	WT	BORN	BIRTHPLACE
Pitchers	#	B	T Ht	Wt	DoB	Birthplace
Arias, Michael	13	R	R 6'0	155	11/15/2001	Santo Domingo, Dominican Republic
Cabrera, Yovanny	25	R	R 6'2	180	3/22/2001	Santo Domingo, Dominican Republic
Devers, Luis	24	R	R 6'3	178	4/24/2000	Samana, Dominican Republic
Gallardo, Richard	33	R	R 6'1	180	9/6/2001	Maracay, Venezuela
Gonzalez, Angel	34	R	R 6'2	175	8/26/2002	Manatí, Puerto Rico
Gonzalez, Jose Miguel	53	R	R 6'2	173	12/5/1997	San Cristobal, Dominican Republic
Gonzalez, Saul	29	R	R 6'7	235	12/28/1999	Cidra, Puerto Rico
Hernandez, Angel	16	L	L 6'2"	180	5/6/2000	Ciudad Bolívar, Dominican Republic
Hodge, Porter	9	R	R 6'4	230	2/21/2001	Salt Lake City, UT
Hull, Nick	19	R	R 6'0	205	8/21/1999	Edmonds, WA
Jesson-Dalton, Tanner	28	R	R 6'2	195	8/25/1996	Lethbridge, AB, Canada
King, Bryan	57	R	L 6'1"	184	11/5/1996	Littleton, CO
Kipp, Grant	57	R	R 6'6	220	11/11/1999	Dallas, TX
Laskey, Adam	41	R	L 6'3	205	3/9/1998	Vorhees, NJ
Little, Luke	21	L	L 6'8	220	8/30/2000	Charlotte, NC
Martin, Riley	30	L	L 6'1	215	3/19/1998	Salem, IL
McCullough, Brody	53	R	R 6'4	205	6/30/2000	Lexington, NC
Mendez, Anthony	41	R	R 6'1	190	8/4/2002	Villa Gonzalez, Dominican Republic
Montano, Gregori	24	R	R 5'11	175	8/18/1999	La Vega, Dominican Republic
Moreno, Koen	56	R	R 6'2	170	8/1/2001	Cary, NC
Oquendo, Johzan	52	R	R 6'2	180	1/6/2001	Santurce, Puerto Rico
Peters, Mathew	36	R	R 6'4	215	12/28/2000	Fort Wayne, IN
Powell, Walker	28	R	R 6'8	210	6/11/1996	Fayetteville, AR
Reed, Sheldon	16	L	R 6'2	205	7/30/1997	Bradley, SC
Reindl, Jake	34	R	R 6'1	190	1/15/1997	Fayetteville, AR
Rodriguez, Luis Angel	35	L	L 6'1"	190	9/10/1999	Tierra Blanca, Veracruz, Mexico
Romero, Jose	33	R	R 5'10	185	4/20/2001	Santa Barbara, Venezuela
Roque, Oliver	33	R	R 6'3	180	1/10/2002	Santo Domingo, Dominican Republic
Salvador, Andricson	28	L	L 5'11	180	7/24/2000	Puerto Plata, Dominican Republic
Santana, Tyler	17	R	R 6'1	205	5/13/1998	Miami, FL
Scalzo Jr., Frankie	51	R	R 6'3	185	11/25/1999	San Diego, CA
Schlaffer, Tyler	20	R	R 6'1	180	5/24/2001	Homewood, IL
Thoresen, Sam	30	R	R 6'3	210	9/21/1998	St. Louis Park, MN
Vargas, Didier	48	R	L 6'0	175	3/13/1999	San Miguelito, Panama
Watkins, Chase	55	L	L 6'4	215	10/4/1999	Watsonville, CA
Wright, Jarod	19	R	R 6'3	205	12/15/1996	Arlington, TN
Zarraga, Alfredo	1	R	R 5'11	158	11/16/2000	Guasdulito, Venezuela
Catchers	#	B	T Ht	Wt	DoB	Birth Place
Ballesteros, Moises	9	L	R 5'10	195	11/8/2003	Los Teques, Venezuela
Fabrizio, Miguel	8	L	R 5'10"	5'11	9/26/2000	Maiquetia, Venezuela
Hearn, Ethan	6	L	R 5'10	200	8/31/2000	Mobile, AL
Quintero, Malcom	4	S	R 6'0	165	7/29/2000	Petare, Venezuela
Serra, Bryan	19	L	R 5'10	173	9/7/1998	San Pedro de Macoris, Dominican Republic
Soto, Wally	54	L	R 5'10	170	1/5/2003	Bani, Dominican Republic
Infielders	#	B	T Ht	Wt	DoB	Birth Place
Garcia, Reivaj	25	S	R 5'11	175	8/12/2001	Navajoa, Sonora, Mexico
Huma, Josue	40	S	R 6'1	175	3/17/2000	San Francisco de Macoris, Dominican Republic
Made, Kevin	56	R	R 5'10	160	9/10/2002	Bani, Dominican Republic
McGeary, Haydn	21	R	R 6'5	235	10/9/1999	Phoenix, AZ
McKeon, Scott	8	R	R 6'0	185	10/20/1997	Raleigh, NC
Mora, Juan	38	R	R 5'9	176	9/30/1999	Mazatlan, Sinaloa, Mexico
Murray Jr., BJ	13	S	R 6'0	205	1/5/2000	Nassau, Bahamas
Preciado, Reginald	3	S	R 6'4	185	5/16/2003	Boqueron, Panama
Ramirez, Pedro	20	S	R 5'9	165	4/1/2004	Temblador, Venezuela
Santana, Yeison	1	R	R 5'11	170	12/7/2000	Azua, Dominican Republic

2022 FULL ROSTER (cont.)

2022 IN REVIEW | HIGHS AND LOWS

PLAYER	No.	B	T	HT	WT	BORN	BIRTHPLACE
Infielders (cont.)							
Spence, Liam	15	R	R	6'1	190	4/9/1998	Geelong, Victoria, Australia
Stevens, Felix	45	R	R	6'4	225	7/30/1999	Havana, Cuba
Triantos, James	7	R	R	6'1	195	1/29/2003	Fairfax, VA
Warkentin, Matt	49	R	L	6'6	250	1/28/1997	Windsor, ON, Canada
Outfielders							
	#	B	T	Ht	Wt	DoB	Birth Place
Alcantara, Kevin	12	R	R	6'6	188	7/12/2002	Santo Domingo, Dominican Republic
Chavers, Parker	39	L	R	5'11	185	7/25/1998	Montgomery, AL
Crow-Armstrong, Pete	39	L	L	6'0	184	3/25/2002	Sherman Oaks, CA
Hernandez, Frank	16	R	R	5'11	185	12/10/2001	Havana, Cuba
Matt, Peter	25	R	R	6'2	220	5/22/1998	New York, NY
Pagan, Ezequiel	5	L	R	6'1	163	8/7/2000	Puerto Rico
Rivero, Alejandro	13	R	R	6'2	200	6/8/1997	Matanzas, Cuba
Roederer, Cole	40	L	L	6'0	180	9/24/1999	Newhall, CA
Wetzel, Jacob	22	L	L	5'11	215	3/26/2000	Walkersville, MD

2022 in Review



2022 HIGHS AND LOWS

TEAM BATTING

Most runs, game.....	24 (5/4 at Salem)
Fewest runs, game.....	0 (2x, 7/24 at Charleston)
Runs, inning.....	10 (6th, 4/20 at Delmarva)
Hits, game.....	22 (5/4 at Salem)
Hits, inning.....	7 (3rd, 5/8 at Salem 1)
Fewest hits, game.....	2 (2x, 8/19 at Down East)
Doubles, game.....	8 (5/4 at Salem)
Triples, game.....	3 (2x, 8/3 vs. Lynchburg)
Home runs, game.....	4 (5/27 at Augusta 1)
Home runs, inning.....	2 (2x, 3rd, 9/6 vs. Carolina)
Stolen bases, game.....	4 (5x, 5/27 at Augusta 1)
Walks, game.....	10 (2x, 5/18 at Columbia)
Strikeouts, game.....	18 (4/14 vs. Augusta)
Most GIDP.....	3 (7/9 at Columbia)
Men left on base.....	15 (4/12 vs. Augusta)

TEAM PITCHING

Most runs allowed, game.....	18 (7/9 at Columbia)
Fewest runs allowed, game.....	0 (11x, 8/9 vs. Columbia)
Most hits allowed, game.....	15 (4x, 8/19 at Down East)
Fewest hits allowed, game.....	0 (2x, 7/17 vs. Fayetteville)
Strikeouts, game.....	20 (4/12 vs. Augusta)
Walks, game.....	13 (7/9 at Columbia)
Walks, inning.....	5 (2x, 9th, 8/27 vs. Augusta)
Runs allowed, inning.....	9 (9th, 8/27 vs. Augusta)
Hits allowed, inning.....	6 (2x, 3rd, 8/18 at Down East)
Home runs allowed, game.....	5 (9/3 at Charleston)
Most pitchers used, game.....	6 (7/9 at Columbia)
Errors, game.....	5 (4/19 at Delmarva)
Total double plays turned.....	3 (4x, 7/29 at Augusta)

MISCELLANEOUS

Longest winning streak.....	12 (5/14-5/27)
Longest losing streak.....	4 (2x, 8/17-8/20)
Most runs, both teams.....	30 (5/4 at Salem)
Most hits, both teams.....	36 (5/4 at Salem)
Most home runs, both teams.....	5 (6x, 9/3 at Charleston)
Consecutive games with a home run.....	6 (6/28-7/3)
Consecutive games without a home run.....	6 (4/12-4/17)
Consecutive games without an error.....	5 (8/24-8/28)
Consecutive games with an error.....	12 (5/8-5/21)
Longest game.....	3:52 (2x, 8/5 vs. Lynchburg)
Shortest nine-inning game.....	1:55 (6/15 vs. Fredericksburg)
Largest margin of victory.....	18 (5/4 at Salem)
Largest margin of defeat.....	16 (7/9 at Columbia)
Largest crowd, home.....	6,600 (7/3 vs. Charleston)
Largest crowd, road.....	6,734 (7/4 at Columbia)
Largest deficit overcome in win.....	5 (6/23 at Kannapolis)
Largest lead surrendered in loss.....	9 (8/5 vs. Lynchburg)
Comeback wins.....	35
Comeback wins (trailing by 3+).....	6
Comeback wins (trailing by 4+).....	3
Comeback wins (trailing by 5+).....	1
Hottest Game.....	96° (4x, 7/31 at Augusta)
Coldest Game.....	51° (4/19 at Delmarva)



INDIVIDUAL BATTING

Runs, game.....	4 (4x, Wetzel, 7/31 at Augusta)
Hits, game.....	4 (8x, Chavers, 8/24 vs. Augusta)
RBI, game.....	8 (Alcantara, 6/12 at Carolina)
Doubles, game.....	2 (12x, Chavers, 9/8 vs. Carolina)
Triples, game.....	2 (Pagan, 8/3 vs. Lynchburg)
Home runs, game.....	2 (4x, Hearn, 9/10 vs. Carolina)
Extra-base hits, game.....	3 (Alcantara, 6/12 at Carolina)
Walks, game.....	4 (Wetzel, 5/18 at Columbia)
Strikeouts, game.....	4 (5x, Quintero, 7/23 at Charleston)
Stolen bases, game.....	2 (9x, Triantos, 8/26 vs. Augusta)
Hitting streak.....	17 (2x, Triantos, 8/20-9/11)
On-Base streak.....	30 (Triantos, 4/20-5/28)
Longest Multi-Hit streak.....	7 (Crow-Armstrong, 4/28-5/7)

INDIVIDUAL PITCHING

Most innings pitched, starter.....	7.0 (Santana, 8/4 vs. Lynchburg)
Most innings pitched, reliever.....	6.0 (Santana, 7/1 vs. Charleston)
Fewest innings pitched, starter.....	0.1 (2x, Thoresen, 8/18 at Down East)
Most strikeouts, starter.....	13 (Gallardo, 7/14 vs. Fayetteville)
Most strikeouts, reliever.....	10 (Martin, 4/19 at Delmarva)
Most walks issued.....	6 (Rodriguez, 5/12 vs. Charleston)
Most hits allowed.....	9 (2x, Gallardo, 7/2 vs. Charleston)
Most runs allowed.....	7 (2x, Moreno, 8/19 at Down East)
Most earned runs allowed.....	7 (Moreno, 8/19 at Down East)
Most home runs allowed.....	4 (Vargas, 9/3 at Charleston)
Longest no-hit bid.....	5.2 innings (Gallardo, 5/22 at Columbia)
Most stolen bases allowed.....	5 (Rodriguez, 8/12 vs. Columbia)



Ethan Hearn congratulates Sheldon Reed after beating the Charleston RiverDogs on May 15th. The Pelicans set a new franchise record in recorded history by winning 12-straight games from May 14th to the 27th. (Larry Kave/Myrtle Beach Pelicans)

2022 TRANSACTIONS

2022 Opening Day Roster

RHP (12): Luis Devers, Richard Gallardo, Jose Miguel Gonzalez, Porter Hodge, Johzan Oquendo, Walker Powell, Sheldon Reed, Jake Reindl, Tyler Santana, Frankie Scalzo Jr., Tyler Schlaffer, Jarod Wright

LHP (5): Adam Laskey, Luke Little, Riley Martin, Luis Angel Rodriguez, Chase Watkins


C (3): Miguel Fabrizio, Ethan Hearn, Malcom Quintero

INF (6): BJ Murray Jr., Reginald Preciado, Yeison Santana, Liam Spence, Felix Stevens, James Triantos

OF (4): Pete Crow-Armstrong, Peter Matt, Ezequiel Pagan, Jacob Wetzel

PLAYER	DATE	TRANSACTION	PLAYER	DATE	TRANSACTION
Kevin Alcantara	4/12	Added to the roster	Tyler Schlaffer	7/25	Promoted to High-A South Bend
Johzan Oquendo	4/12	Placed on Development List	Koen Moreno	7/25	Added to the roster
Felix Stevens	4/15	Placed on Injured List	Richard Gallardo	7/27	Promoted to High-A South Bend
Kevin Made	4/16	Added to the roster	Sam Thoresen	7/27	Added to the roster
BJ Murray Jr.	4/19	Placed on Injured List	Didier Vargas	7/27	Added to the roster
Juan Mora	4/20	Added to the roster	Sam Thoresen	7/31	Placed on COVID IL
Frankie Scalzo Jr.	4/22	Placed on Injured List	Yovanny Cabrera	7/31	Placed on COVID IL
Johzan Oquendo	4/22	Reinstated from Development List	Jose Romero	7/31	Added to the roster
Kevin Made	4/26	Placed on Injured List	Anthony Mendez	7/31	Added to the roster
BJ Murray Jr.	4/26	Activated from Injured List	Moises Ballesteros	8/1	Added to the roster
Riley Martin	4/28	Promoted to High-A South Bend	Tanner Jesson-Dalton	8/1	Placed on IL
Jacob Wetzel	4/29	Placed on Injured List	Bryan Serra	8/2	Released
Chase Watkins	4/30	Placed on Injured List	Saul Gonzalez	8/3	Added to the roster
Kevin Made	5/2	Activated from Injured List	Tanner Jesson-Dalton	8/3	Released
Cole Roederer	5/2	Added to the roster	Alfredo Zarraga	8/4	Promoted to High-A South Bend
Bryan King	5/2	Added to the roster	Matt Warkentin	8/5	Released
Cole Roederer	5/10	Assigned to High-A South Bend	Liam Spence	8/6	Added to the roster
Walker Powell	5/10	Promoted to High-A South Bend	Jose Romero	8/8	Assigned to ACL
Chase Watkins	5/11	Activated from Injured List	Andricson Salvador	8/8	Added to the roster
Jacob Wetzel	5/11	Activated from Injured List	Luke Little	8/11	Promoted to High-A South Bend
Yeison Santana	5/14	Promoted to High-A South Bend	Grant Kipp	8/11	Added to the roster
Felix Stevens	5/14	Activated from Injured List	Yovanny Cabrera	8/13	Activated from Injured List
Jake Reindl	5/16	Promoted to High-A South Bend	Jose Miguel Gonzalez	8/15	Assigned to ACL
Frankie Scalzo Jr.	5/16	Activated from Injured List	Sam Thoresen	8/18	Activated from Injured List
Peter Matt	5/17	Voluntarily Retired	Tyler Santana	8/23	Placed on IL
Sheldon Reed	5/23	Promoted to High-A South Bend	Brody McCullough	8/23	Added to the roster
Angel Gonzalez	5/23	Added to the roster	Andricson Salvador	8/24	Placed on IL
Bryan King	5/28	Assigned to High-A South Bend	Alejandro Rivero	8/25	Released
Pete Crow-Armstrong	5/30	Promoted to High-A South Bend	Scott McKeon	8/25	Promoted to Double-A Tennessee
Frank Hernandez	5/31	Added to the roster	Reginald Preciado	8/25	Added to the roster
Liam Spence	6/3	Placed on Injured List	Pedro Ramirez	8/25	Added to the roster
Chase Watkins	6/3	Placed on Injured List	Haydn McGeary	8/25	Added to the roster
Angel Hernandez	6/4	Added to the roster	Jacob Wetzel	8/26	Placed on IL
Alfredo Zarraga	6/4	Added to the roster	Nick Hull	8/27	Added to the roster
Liam Spence	6/7	Assigned to ACL	Michael Arias	8/27	Added to the roster
Miguel Fabrizio	6/7	Assigned to ACL	Gregori Montano	8/28	Placed on Development List
Matt Warkentin	6/7	Added to the roster	Mathew Peters	8/28	Added to the roster
Josue Huma	6/7	Added to the roster	Sam Thoresen	8/30	Placed on IL
Wally Soto	6/8	Added to the roster	Mathew Peters	8/30	Assigned to ACL
Jarod Wright	6/9	Promoted to High-A South Bend	Oliver Roque	9/4	Added to the roster
Luis Rodriguez	6/11	Placed on Injured List	Jacob Wetzel	9/4	Activated from IL
BJ Murray	6/13	Promoted to High-A South Bend	Koen Moreno	9/7	Placed on IL
Tanner Jesson-Dalton	6/13	Added to the roster	Gregori Montano	9/7	Activated from Development List
Reginald Preciado	6/16	Placed on Injured List	Oliver Roque	9/12	Removed from roster
Reivaj Garcia	6/20	Added to the roster	Tyler Santana	9/12	Activated from IL
Chase Watkins	6/24	Activated from IL			
Adam Laskey	6/24	Promoted to High-A South Bend			
Alejandro Rivero	6/25	Added to the roster			
Frank Hernandez	6/27	Transferred to ACL			
Wally Soto	6/27	Transferred to ACL			
Reivaj Garcia	6/28	Transferred to ACL			
Bryan Serra	6/28	Added to the roster			
Luis Rodriguez	6/30	Activated from IL			
Luis Devers	7/2	Promoted to High-A South Bend			
Yovanny Cabrera	7/4	Added to the roster			
Gregori Montano	7/4	Added to the roster			
Porter Hodge	7/18	Promoted to High-A South Bend			
Kevin Made	7/18	Promoted to High-A South Bend			
Scott McKeon	7/20	Added to the roster			
Parker Chavers	7/22	Added to the roster			





The Pelicans threw two combined no-hitters in 2022, their first two thrown at home in franchise history. On May 1, Walker Powell, Adam Laskey, and Jake Reindl (pictured) no-hit the Columbia Fireflies in an 8-0 win. Later in the season on July 17, Tyler Schlaffer, Luis Angel Rodriguez, Gregori Montano, Angel Hernandez, and Alfredo Zarraga no-hit the Fayetteville Woodpeckers as the Birds won 5-0. Ethan Hearn was behind the plate for both historic games.

PELICANS HISTORY

MyrtleBeachPelicans.com



PELICANS FRANCHISE HISTORY

HISTORY | PELICANS FRANCHISE HISTORY

In 1998, a new home for the new ballclub in town was built and was dubbed Myrtle Beach's "Field of Dreams." Baseball was officially back at the beach after a seven-year absence following the 1992 departure of the Myrtle Beach Hurricanes (Advanced-A affiliate of the Toronto Blue Jays). The Pelicans debuted in 1999 and with the team as green as the grass at the new ballpark, the victories began to mount. The newest and freshest team in the historic Carolina League burst onto the scene and made an immediate impact, storming through its inaugural season.

1999

The Birds advanced to the Mills Cup Championship in just their first year, squaring off against the Wilmington Blue Rocks (Kansas City Royals). With the championship series all locked up at two games apiece, Mother Nature decided the set with the arrival of Hurricane Floyd. The storm forced the cancellation of the series and ended the '99 season abruptly. The Blue Rocks and Pelicans were crowned as co-champs, an impressive accomplishment for the first-year Myrtle Beach squad.

That championship run was guided by future National League All-Star Marcus Giles. Giles led the Carolina League in batting average (.326), hits (162) and doubles (40), numbers good enough to earn him league MVP honors. Giles' double-play partner on the '99 Pelicans was his future Major League teammate Rafael Furcal. The small-statured shortstop dazzled Pelicans fans, hitting over .400 for the first month of his stay in Myrtle Beach. "Raffy" helped propel the Pelicans to their first championship and promptly found himself

in the big leagues the next season, where he won National League Rookie of the Year honors in 2000. Furcal was the first Pelican in team history to have his jersey number (#2) retired, with that ceremony coming just one year later in 2001.



Marcus Giles was an N.L. All-Star in 2003 with the Braves



History



2000

The following year, the Pelicans closed out their unfinished business. With clear weather this time around for the championship series, Myrtle Beach swept the Lynchburg Hillcats to claim the franchise's first outright Carolina League crown. The Pelicans lived by the age-old adage, "pitching wins championships." While the team struggled at the plate, finishing with the lowest batting average in the league, Myrtle Beach's pitching staff dominated the rest of the league to the tune of a league-best 2.51 ERA, more than a full run better than the second-place Salem Avalanche (3.82). Guided by legendary pitching coach Bruce Dal Canton, the pitching staff combined to record 27 shutouts, the most in professional baseball. Hurlers Horacio Ramirez and Christian Parra captained the staff, and finished the season first and second, respectively, in Carolina League wins.

The 2000 Birds finished 36 games above .500 (88-52), establishing a franchise record for wins in a season that would stand until 2008. That impressive mark was the best in the league by 15 games. With two years, two trips to the Mills Cup finals, and two Carolina League titles under their belts, the Pelicans looked toward 2001.



Christian Parra went 17-4 with a 2.28 ERA in 2000

2001

Year three was the first season the Pelicans did not qualify for the postseason. A respectable 71-67 record placed the club third in the Carolina League overall during the regular season. First baseman Adam LaRoche played his first full season with the Pelicans and showed early signs of his future big league potential, giving Pelicans fans a preview of things to come.

The 2001 campaign was the third and final for the Birds under manager Brian Snitker. "Snit" would later become the first former Pelicans skipper to manage in the big leagues when he took over as the manager of the Atlanta Braves in 2016.

2002

After a year absence, the Pelicans were back in the postseason in 2002, this time under the direction of a new field manager. Randy Ingle took the reins in Myrtle Beach after the club's first three unforgettable seasons under manager Brian Snitker. With Ingle leading the charge, the Pelicans jumped out to a 43-27 record to clinch the first half Southern Division title. With a playoff spot already secure, however, the Pelicans fell behind the Kinston Indians and finished four games out of first in the second half. The K-Tribe steamrolled into the playoffs, sweeping the Pelicans in the opening round on their way to the 2002 Carolina League title.

Aided by another strong season on the mound, the Pelicans finished 79-61. Pitcher Bubba Nelson dealt his way to the best ERA in the league (1.72). Teammate Daniel Curtis was not far behind, finishing with the third-best mark in the circuit (2.53) to go along with a league-high three complete games. Another standout on the mound was future World Series champion, Adam Wainwright, who led the league in strikeouts with 167. Highlights at the plate included LaRoche, who began 2001 in Myrtle Beach, making the midseason Carolina League All-Star Team before receiving a promotion to Double-A after hitting .336 with 9 home runs and 36 runs batted in.

RAFAEL FURCAL- NO. 2 JERSEY RETIRED

RAFAEL FURCAL MLB STATS



Furcal is a three-time All-Star and won a World Series with St. Louis in 2011.

Year	Team	AVG	HR	RBI
2000	Atlanta	.295	4	37
2001	Atlanta	.275	4	30
2002	Atlanta	.275	8	47
2003	Atlanta	.292	15	61
2004	Atlanta	.279	14	59
2005	Atlanta	.284	12	58
2006	L.A. (NL)	.300	15	63
2007	L.A. (NL)	.270	6	47
2008	L.A. (NL)	.357	5	16
2009	L.A. (NL)	.269	9	47
2010	L.A. (NL)	.300	8	43
2011	LA/STL	.231	8	28
2012	St. Louis	.264	5	49
2013	St. Louis	DNP ("Tommy John" surgery)		
2014	Miami	.171	0	2

Just 21 years old and in his third professional season, Rafael Furcal debuted mid-year with the Pelicans in 1999. The shortstop batted .293 and stole 23 bases in just 43 games with Myrtle Beach. His arrival helped launch the Birds to a co-Mills Cup championship in their first season of existence.

Furcal advanced to Double-A Greenville in 2001 but played only three games before flying to the major leagues. Just one year after playing on the Grand Strand, Furcal earned National League Rookie of the Year honors.

In 2001 Furcal was invited back to the beach to have his jersey number retired. He became the first Pelican to have his number retired. He is the only player in club history to ever have his number retired by the Birds.



2003

After four straight winning seasons to begin franchise history, Pelicans fans endured their first losing campaign in 2003. The Pelicans struggled mightily, sputtering to a 56-82 record. The '03 Pelicans featured a roster loaded to the ceiling with top Braves prospects, but youth and inexperience led to struggles between the lines. The hottest prospect in the Atlanta system at the time, Andy Marte, wowed fans and performed as advertised, batting .285 and ripping 16 longballs.

2004

Following the toughest season in team history, the Pelicans were out to rebound in 2004. Myrtle Beach finished the first half with an impressive 40-28 record, but still were 4.5 games behind the Kinston Indians, who surged to the best record among Class A teams nationwide.



Jeff Francoeur went on to win a Gold Glove with Atlanta in 2007 and hit .261 over his 12-year career.

A Pelicans pitching staff that included three Carolina League All-Stars, and three others who received promotions during the season, pieced together another fine year on the hill. Blaine Boyer, Anthony Lerew and Matt Wright were all selected to the California/Carolina All-Star Game after strong first-half performances. Fireballer Jose Capellan, whose fastball hit triple digits, nearly tossed a no-hitter in early May against the Frederick Keys, but hit his pitch count after eight innings of no-hit ball, forcing his removal from the contest. The gem was broken up by Keys outfielder Woody Cliffords with a full count and two outs in the top of the 9th inning against reliever Ralph Roberts. Capellan breezed through Myrtle Beach and the rest of the Braves system, winding up in Atlanta by September. Another pitcher who impressed was Kyle Davies, who began the year in Myrtle Beach, tossing his way to a 9-2 record before receiving a promotion to Double-A and eventually Triple-A Richmond.

At the plate, the likes of 2002 first-round draft pick Jeff Francoeur, Scott Thorman, Gregor Blanco and Brian McCann put the pop in the Pelicans lineup. Francoeur and Thorman both finished the season in

Greenville. McCann went on to become the Braves everyday catcher and an NL All-Star. The healthy mix of strong pitching and solid hitting helped push the Pelicans to a 75-63 record, good enough for third in the Carolina League overall.

2005

The start of the 2005 season for the Myrtle Beach Pelicans was perfect, at least through the first six innings. Opening Day starting pitcher Chuck James gave the Pelicans' fans hope for a stellar season by tossing six perfect innings to lift the lid on the seventh season of Pelicans baseball on the Grand Strand.

The Pelicans rode the momentum of James' Opening Day start in the season's dawn, winning three of their first four games, but the early season success sizzle fizzled out. A number of injuries, promotions and transactions proved to be too much for the Pelicans to overcome. When the final pitch was tossed in early September, the Pelicans' record stood at 61-79.

Yet, despite the on-field struggles, there were success stories. James wore an Atlanta Braves uniform by





At 14 letters, Saltalamacchia is the longest last name in MLB history.

the end of the year and joined 17 other former Pelicans on the Braves roster in 2005. In late June, the Pelicans received the top '05 Braves draft pick, former North Carolina State University closer Joey Devine. Devine appeared in just four games with the Pelicans before breezing his way to the Major Leagues by the end of the year.

Catcher Jarrod Saltalamacchia (above left) put up massive numbers, hitting .314 with 19 home runs and 81 RBI, prompting *Baseball America* to rate the switch-hitting backstop as the top prospect in the Carolina League. "Salty" became the second Pelican in as many years to be named to that honor, along with Jeff Francoeur. His 81 RBIs broke the club's record for most runs driven in during one season, a record formerly belonging to Marcus Giles' 1999 mark of 73.

Salty wasn't the only one etching his name in the record books. Teammate Matt Esquivel matched the catcher's RBI production with 81 of his own.

2006

The 2006 season brought a world of change for the Myrtle Beach Pelicans Baseball Club. Just 10 days into the new year, Capitol Broadcasting Company of Raleigh, N.C. announced an agreement to sell the Pelicans to Myrtle Beach Pelicans LP, a group managed by Greensons Baseball. The new buying group already operated two Minor League Baseball franchises in Pennsylvania: the Altoona Curve of the Double-A Eastern League (sold in 2008) and the State College Spikes of the Class A-Short Season New York-Penn League.

Pittsburgh attorney Chuck Greenberg (pictured, left) headed the new ownership group. "We have had our eye on the Pelicans for some time and we are thrilled to become a part of the dynamic Myrtle Beach community," said Greenberg. "We salute Capitol Broadcasting for establishing an outstanding tradition of fun, affordable, family entertainment and pledge to build on their wonderful foundation for many years to come."



Chuck Greenberg joined the Pelicans during the 2006 season.

The Pelicans went into the 2006 baseball season under the ownership of Capitol Broadcasting until May 31, when the sale of the team became official, and Greensons Baseball took over. (Editor's note: Greensons Baseball became Greenberg Sports Group in 2008).

On the field, year eight for the Pelicans featured more ups than downs, and not just in the win and loss columns. During the season, a total of 15 players received promotions to Double-A or higher after starting the year in Myrtle Beach. Before receiving a promotion to Double-A Mississippi in late August, scrappy outfielder Matt Young literally walked his way into the Pelicans record book. Young drew 71 walks, breaking the previous record (67) set by Andy Marte in 1999.

Another Pelicans outfielder made history in 2006 as Carl Loadenthal claimed the Carolina League batting crown with a .323 average. The former Rider University standout became just the second Pelican in franchise history to win a batting title, joining Giles, who hit .326 in 1999. Loadenthal's .323 batting average ranks as the highest single-season average for a left-handed batter in club history.

Second baseman J.C. Holt pieced together a 20-game hitting streak (Aug. 2-23), at the time the longest in franchise history.



The Pelicans organization moved in a different direction after the 2006 season, introducing a new logo (pictured right) with a blue and gold scheme.

It replaced the old gold and green scheme and logo (pictured left)



Aside from individual accomplishments, the Pelicans as a team posted the third-best record in the league, and the best overall record of any team in the Atlanta Braves minor league system, at 72-68.

Under their new ownership group, the Pelicans re-branded themselves with a fresh and unique look, their first logo change since their inception in 1999. In November, the Pelicans introduced their new look, unveiling a fresh set of logos and upgraded uniforms.

The Pelicans modernized their identity to better connect with the lifestyle and personality of Myrtle Beach. The new look adopted the American White Pelican and South Carolina's iconic crescent moon surrounded by dock rope and the words "Myrtle Beach Pelicans" in a beach-themed script. The Pelicans' new colors, Midnight Blue, Sun Gold and Pelicans Blue, were designed to pay tribute to Myrtle Beach's laid-back Southern charm. The Pelicans are the only professional sports team to employ their unique shade of Pelicans Blue.

The new look ushered in entirely redesigned caps and uniforms, the new home kits featuring white sleeveless tops with Pelicans Blue sleeves and the new "Pelicans" script across the chest. The road uniforms feature gray sleeveless tops with Pelicans Blue sleeves and "Myrtle Beach" across the chest. Both the jerseys and pants have Pelicans Blue and Sun Gold piping. The club also introduced an alternate jersey in Pelicans Blue with "Pelicans" across the chest in Sun Gold. The new home cap features the unique Pelicans Blue color and the American White Pelican head. Road caps will be Pelicans Blue with the letters "MB."

2007

Not content with just a new look, the 2007 season brought a revitalization of the Pelicans home park, spearheaded by Greensons Baseball, LP. The group's \$2.5-million investment in the ballpark began with the installation of a brand new, state-of-the-art video board that would bring a big league feel to the Pelicans' ballpark. Then, the Pelicans added the only left-field bleacher seating in the Carolina League and the Pelicans Beach. The boost by Greensons Baseball made the park one of the premier venues in all of Minor League Baseball.

In their first full season under Greensons Baseball, the Pelicans reached new heights. In late May, the Pelicans were awarded the 2008 California/Carolina League All-Star Game. In addition, the Pelicans were a finalist for the prestigious Larry MacPhail Promotional Trophy, awarded to the minor league team that displays extraordinary promotions both on and off the field. The Pelicans' front office staff increased in size from eight to 20 full-time personnel, all with the distinct goal of making Pelicans baseball the best family entertainment option on the Grand Strand. The club added positions such as director of promotions, director of community relations and director of in-game entertainment.

On the playing field, individuals garnered most of the attention. Jordan Schafer was a machine at the plate, amassing a minor-league-leading 176 hits in 136 games. He finished fifth in the Carolina League with a .289 batting average and fifth in the league with 52 extra-base hits. Schafer's sparkling season earned him Pelicans team MVP honors. In 2007, power came by way of the franchise's career home run king, Isiah "KK" Ka'aihue. His total of 22 was just one shy of the single-season franchise record set by Mike Hessman in the team's inaugural 1999 season. Ka'aihue also hit for average, batting at a .298 clip,



good for fourth-best in the Carolina League. The other steady force the lineup was Roberto Alvarez, who finished with a .291 batting average, sixth-best in the league. The Pelicans were the only team to have three players finish in the top ten in the league in batting average.

Although the big three stole the spotlight at times, Quentin Davis literally tried to steal it back, swiping 37 bases in 2007, three shy of the Pelicans' franchise record at the time.

Overall, despite the efforts of manager Rocket Wheeler, the inexperience and ever-changing clubhouse doomed Myrtle Beach from a postseason run. The club stumbled to a 59-80 record, placing them last overall in the Carolina League Southern Division.



2007 Pelican Jordan Schafer played six seasons in the Major Leagues.

2008

The Pelicans 10th Anniversary season became one of the most remarkable seasons in the franchise's brief history on the Grand Strand. Rocket Wheeler returned to Myrtle Beach for a third season at the helm and guided the team to a sweep of the first and second half titles in the Southern Division and the franchise all-time wins record (89). Wheeler's Pelicans also broke the franchise record for wins in the first half (45).

The Pelicans hosted a venue attendance record (6,599) when it hosted the 2008 California-Carolina League All-Star Game in June. Myrtle Beach first baseman Ernesto Mejia highlighted the festivities by winning the Home Run Derby, besting teammate Brandon Hicks in the semifinals of the sudden-death showdown.

With their first-half title, the Pelicans ended a four-year run of first-half championships for Southern Division rival Kinston. The moment was made sweeter when the Birds claimed the title at Grainger Stadium in Kinston. With the first-half crown, Myrtle Beach also ended the longest active playoff drought in the Carolina League.

With the second-half title also in hand, the Pelicans matched up with the wild card winning Winston-Salem Warthogs (Chicago White Sox) in the divisional series.

Myrtle Beach ended the Warthogs' season by winning the series two-games-to-one. It would be the final games the Warthogs would play, as the club was renamed the Dash after the season.

Unfortunately for the Pelicans, a depleted bullpen was unable to get them through their Mills Cup Championship matchup with Potomac. With the series tied at a game apiece, the Pelicans took a three-run lead to the bottom of the ninth inning of game three but the Nationals forced extra-innings with a dramatic three-run rally and won the game in 10 innings. The Pelicans lost the series the following night.

The 2008 season will also be remembered as a tremendous time of loss for both the Pelicans and Braves organizations. In May, the only pitching coach in franchise history, Bruce Dal Canton, left the team after



Pictured in 2009, the Pelicans 2007 renovation project included a brand new video board.



being diagnosed with esophageal cancer. It marked the first time that Dal Canton wasn't in the Pelicans dugout. Unfortunately, he would not return. Dal Canton lost his battle with cancer after the season. The Pelicans retired his number 43 on Opening Day of the 2009 season.

The 2008 Pelicans were a record-breaking unit. Boasting the most prolific offense in franchise history, the Pelicans broke notable offensive marks: team batting average (.260), runs scored (764), home runs (153) and doubles (298). Additionally, Mejia broke the single-season records for doubles (47), RBIs (93) and at-bats (519).

Outfielder Willie Cabrera was named 2008 Myrtle Beach Pelicans MVP. Cabrera, a fiery outfielder from Los Angeles, batted .290 with 16 home runs and 78 RBI and was the vocal leader in the Birds' clubhouse.

Southpaw Scott Diamond led the Birds' pitching staff to the lowest ERA in the league (3.48) and was named Pelicans Pitcher of the Year. A league-best six Pelicans were midseason all-stars and a circuit-leading five were postseason selections. Wheeler was named Carolina League Manager of the Year and Minor League Manager of the Year by *Baseball America*, while Pelicans General Manager North Johnson was voted Carolina League Executive of the Year. The hardware continued to pile up when head groundskeeper Chris "Butter" Ball took home his third consecutive Sports Turf Manager of the Year award for maintaining the finest playing surface in the league. To cap off the season, the Pelicans were awarded the Myrtle Beach Chamber of Commerce's 2008 Community Service Award, representing the culmination of the team's re-dedication to its outstanding fan base and the Myrtle Beach community.

BRUCE DAL CANTON

"Bruce was one of the greatest individuals to ever come through this park"

- Mike Snow, Pelicans Facility Operations Manager

Bruce Dal Canton served as Pelicans pitching coach from the team's inception in 1999 until 2007. He passed away in 2008 from esophageal cancer at 66 years of age. In 2009 the Pelicans' home clubhouse was named in his honor. His uniform number, 43, is retired and painted on the building's roof.

Dal Canton played 11 seasons in the Major Leagues, two with the Atlanta Braves, the club he also spent his entire 26-year career with as a coach. Dal Canton coached at every level, from rookie ball to the Major Leagues, and was the Atlanta Braves pitching coach from 1987-1990.

Signed by the Pirates out of an open tryout, Dal Canton left a career as a school teacher to pursue his baseball dream. He began playing at Double-A in 1966 and debuted in Pittsburgh just a season later. Over his career, Dal Canton went 51-49 with a 3.67 ERA.

Dal Canton began coaching in 1982 with the Braves Class A-Advanced Carolina League affiliate in Durham, NC. He also served as the Roving Pitching Coordinator throughout the Atlanta system. Within six years, Dal Canton was coaching in the Majors. Throughout his career, he worked with John Smoltz, Tom Glavine, Mark Wohlers, Pete Smith, Steve Avery, Kevin Millwood, John Rocker, Kerry Ligtenberg and most every arm that famously went on to help the Braves win 14 straight National League East titles.



2009

With the bar set to perhaps its highest high after 2008, the Pelicans were tasked with following up a season that exceeded expectations in nearly every measurable category. On the field, the '09 season began with anticipation and question marks as a young Pelicans squad arrived in Myrtle Beach highlighted by the top two prospects in the Atlanta Braves minor league system: outfielder Jason Heyward and first baseman Freddie Freeman. The pair did not disappoint in their few months on the Grand Strand. When both were promoted to Double-A Mississippi just before July 4, Freeman was the team's leading everyday hitter with a .302 batting average, and Heyward battled through minor nagging injuries to post a .296 average with 10 home runs and 31 RBIs. The Georgia native would ride the momentum of his productive Pelicans season and further success at Mississippi and Triple-A Gwinnett to Minor League Player of the Year honors from USA Today and *Baseball America*.

The 2009 season was marked by the inexperience of a youthful roster still learning to compete in the Carolina League. The Pelicans set marks for most losses in a first half (42) and a season (84), but the team did experience its share of highlights as well. Myrtle Beach hosted its first Fourth of July home game to the tune of a near-capacity crowd of 5,681 and a 3-2 comeback victory over the Salem Red Sox. Outfielder Cody Johnson, a 2006 Braves' first-round draft pick, smashed team records all season while blasting 32 home runs, nine more than any other Pelican had ever hit in a single season in club history. In addition, Johnson became the first Carolina Leaguer to crack the 30-homer plateau since Daniel Peoples did it for the Kinston Indians in 1997. Johnson and Heyward were named to the 2009 California-Carolina League All-Star Game in Lake Elsinore, California, and Johnson was named to the Carolina League's Postseason All-Star team as well.



A Pelican back in 2004, Brian McCann made an encore appearance in 2009.

The Pelicans hosted a pair of Major League rehab appearances by key Braves during the '09 season as well. In late April, suffering from vision blurriness, former Pelican catcher Brian McCann returned to the Grand Strand, where he played in two games, doubling twice in six at-bats. July brought a pair of starts by two-time American League All-Star Tim Hudson. Recovering from Tommy John surgery, he threw 4.2 innings on his eventual road back to the big leagues.

On a late-season Saturday night in September, Pelicans manager Rocket Wheeler etched his name atop the Myrtle Beach record book as well. A 5-4 Pelicans win over Winston-Salem on September 5 made Wheeler the winningest manager in Pelicans history. The victory the Pawley's Island resident past former Pelicans skipper Randy Ingle, whose 271 wins now rank second in franchise history.

The 2009 season ended on a bittersweet note. On September 15, the club bid farewell to its mascot and beloved "Home Run Dog," Dinger. The longtime mainstay had taken on a lighter role in recent seasons with his younger brother Deuce taking over duties as the club's canine ball caddy, but Dinger still left an indelible mark on the franchise. Upon the announcing of his passing, the Pelicans front office was flooded with cards, gifts, and well-wishes from fans across the nation.

Better news arrived just 10 days later, however. The Pelicans announced that they had been awarded the 2010 California-Carolina League All-Star Game, just one season after hosting the contest for the first time in 2008. Myrtle Beach became the first Carolina League repeat host of the ASG since the Pelicans franchise came into existence in 1999.

NOTABLE REHAB

Year	Player	Age
2000	Steve Avery	30
2002	Mark DeRosa	27
2007	Ryan Drese	31
2008	Tom Glavine	42
	Mike Hampton	35
2009	Tim Hudson	33
	Brian McCann	25
2015	Jorge Soler	23
2017	Willson Contreras	25
2019	Ben Zobrist	38

2010

The 2010 campaign started with a bang, with the team playing host to the Wilmington Blue Rocks in front of a near-sellout crowd in a 4-1 Pelicans victory. The Pelicans made history a month later, when phenom pitching prospect Julio Teheran made his Carolina League debut. Throwing game two of a twin-bill against Winston-Salem on May 19th, Teheran whiffed 12 Dash batters in seven innings of work while allowing just one run. It was the middle of a long day though, as the Pelicans split the day's doubleheader with what turned into a 20-inning, 4-3 loss. The game was one inning shy of the Carolina League record.

Even with some struggles on the field, the first half was punctuated by a few outstanding pitching performances. At one point, the Pelicans boasted a starting rotation of four of the top five pitching prospects in the Atlanta Braves' minor league system: Teheran, Randall Delgado, Arodys Vizcaino and



Julio Teheran (Myrtle Beach) and Gregory Infante (Winston-Salem) walk the concourse at the All-Star game, hosted by the Pelicans.

J.J. Hoover. At that time, FanGraphs named the Pelicans rotation as the most talented in Minor League Baseball. From that list, Hoover, Teheran, and Delgado were each selected to represent the Pelicans in the 2010 California-Carolina League All-Star Game in Myrtle Beach on June 22. Vizcaino was named to the South Atlantic League All-Star Team before his call-up to Myrtle Beach in the second week of June.

After a troublesome first half, the Pelicans were a stronger ballclub entering the second half with a loaded pitching staff and an offense gaining traction behind added lineup anchors Mycal Jones, Mike Jones and Dan Nelson. June ended with a 3-4 record in the first week of the second half, and the Pelicans kept the bar set near the .500 mark for nearly the rest of the way. Behind their "big three" all-star rotation stalwarts of Delgado, Hoover and Teheran, the Birds did their best to stifle Carolina League lineups and remain in the hunt for the second-half Southern Division title. The stable was quickly plundered, though. Before July was done, the Birds lost two of their big guns when Delgado and Teheran were promoted to Double-A Mississippi. Hoover joined the duo after an August promotion.

After finishing 17 games out of the running in the first half, the Pelicans reasserted themselves contenders in the second half. Following a July 12 doubleheader sweep of the Wilmington Blue Rocks, the Pelicans remained within three-and-a-half games of first place for nearly the rest of the second half. Myrtle Beach's last road trip, however, was the club's downfall. The Pelicans suffered a three game sweep at Winston-Salem during their August 27 series. The Pelicans would be eliminated before their final home stand.

2011

The 2011 season brought a new era as the Pelicans began a new partnership with the Texas Rangers. The Birds' first season as the Rangers' Class Advanced-A affiliate was a great success, with the club winning the Southern Division first-half title and qualifying for the postseason for the first time since 2008.

On March 29, the Pelicans kicked-off the affiliation change, hosting the reigning AL champs for a preseason exhibition game against the Coastal Carolina Chanticleers. The Rangers won 6-2 in front of a sellout crowd.



In his first season with Myrtle Beach, Jason Wood made his managerial debut, piloting an Opening Day roster that featured eight of *Baseball America's* top 30 Rangers' prospects.

Neil Ramirez got the Opening Day start for the Pelicans and took a no-hitter into the fifth. He didn't stay in town for long, as he was promoted to Triple-A Round Rock after just one start. Robbie Erlin dominated for the first two months of the season, putting up a 2.14 ERA with 62 strikeouts and only five walks in 54.2 innings, earning a promotion to Double-A Frisco. Robbie Ross was the league leader in wins at the break and was named an All-Star for the third straight season. The lefty was promoted to Double-A August 2, but was still named Carolina League Pitcher of the Year. Finally, Barret Loux made his professional debut in 2011, skipping all lower levels and starting with Myrtle Beach at High-A. In 109 innings, Loux racked up 127 strikeouts to rank second in the league.

It was a historic day on May 3, when the Birds rocked Potomac 20-6, surpassing the 20-run mark for the first time in three years. Catcher Zach Zaneski had a record-breaking game, setting the Pelicans' single-game record with seven runs batted in and tying the club record with five hits and four runs scored. Jared Prince also scored four runs to tie the team record and Strausborger got into the record books by tying the club mark with two triples. A day later, the Pelicans got a remarkable performance on the pitchers' mound, as Joe Wieland took a no-hitter into the fifth inning. He struck out 13 Nationals in six shutout innings.

June 12 was the longest day of the season for the Pelicans, playing a 23-inning marathon against Kinston. It was the longest contest in the 66-year history of the Carolina League. The extra innings were highlighted by spectacular relief performances from Zach Osborne, who put up four scoreless innings, allowing two hits and striking out six, while Chad Bell, who struck out eight and held the Indians to one hit in five shutout frames. In the bottom of the 23rd inning, six hours and 27 minutes after the first pitch, Kinston's Casey Frawley singled off Kasey Kiker to score Roberto Perez with the winning run and beat the Birds 3-2. Zaneski caught all 23 innings for Myrtle Beach.

The first-half race came down to the final weekend. With the help of Wieland's pitching on June 17 against Frederick, the Birds came out on top to edge the Indians by two games and clinch the club's first playoff berth since 2008, setting off a wild celebration in front of the home fans. The Pelicans enjoyed playing in front of that crowd, going 23-9 on the Grand Strand in the first half.

The Birds finished a half-game behind Frederick for the best overall first-half mark in the CL at 40-29. They scored the most runs in the Carolina League (312) and allowed the fewest (246), giving them the best run differential in the circuit by far (+66). The offense, guided by hitting coach and 13-year minor league skipper Julio Garcia, also led the league in on base percentage and was second in batting average.

Under the tutelage of pitching coach Brad Holman, who worked with many of the hurlers at Low-A Hickory in 2009 and 2010, the pitching staff led the loop in ERA with a 3.14 mark. They racked up the most strikeouts and allowed the fewest home runs. The staff finished the half in second place in the league in opponent batting average and walks per nine innings. The team defense excelled as well, making only 60 errors in 69 games, tied for the fewest errors in the league.

Four Pelicans received All-Star nods and a trip to Modesto, California on June 21. Joe Wieland was tabbed



Rocket Wheeler won 331 games in five seasons with the Pelicans.

with the start for the CL team and was dominant in a 1-2-3 first inning, retiring the side on six pitches, all of them for strikes. Robbie Ross also tossed a 1-2-3 inning, posting two strikeouts as he dealt to a familiar face behind the plate. Catcher Zach Zaneski, center fielder Ryan Strausborger and Mike Olt were also named to the All-Star Team.

Olt was a headliner for Myrtle Beach, winning Rangers Minor League Player of the Month for April and continuing his stellar play for the first half. He cracked ten home runs to rank third in the league and led the circuit in on-base percentage and walks. His season was interrupted on June 6 against Winston-Salem, when he suffered a broken collarbone in a collision at home plate. He missed more than two months due to the injury.

YEARLY PITCHING LEADERS

YEAR	WINS		LOSSES		ERA		SAVES	
1999	Will Fleck	10	Will Fleck	10	Derrick Lewis	2.40	Ryan Greene	16
2000	Christian Parra	18	Horacio Ramirez	8	Christian Parra	2.28	Brad Voyles	19
2001	Trey Hodges	15	Jung Bong	9	Trey Hodges	2.76	Matt Gawer	14
2002	Chris Waters	13	Roman Colon	8	Kenny Nelson	1.72	Kevin Barry	26
2003	Macay McBride	9	Matt Coenen Zach Miner	10 10	Macay McBride	2.95	Ralph Roberts	8
2004	Blaine Boyer	10	Blaine Boyer	10	Blaine Boyer	2.98	Glenn Tucker	21
2005	Jake Stevens	10	Kelvin Villa	10	Jake Stevens	4.93	Manny Acosta	7
2006	Matt Harrison Kelvin Villa	8 8	James Parr	8	Kelvin Villa	3.83	Moises Hernandez	10
2007	Moises Hernandez	10	Jairo Cuevas	12	Jairo Cuevas	3.55	Sung Ki Jung	22
2008	Scott Diamond	12	Ryne Reynoso	6	Kyle Cofield	3.26	Bryan Dumesnil	12
2009	Erik Cordier	7	Richard Sullivan	12	Erik Cordier	3.87	Cory Gearrin	17
2010	J.J. Hoover	11	Matt Crim	11	Randall Delgado	2.76	Luis Avilan	9
2011	Robbie Ross	9	Wilfredo Boscan	12	Robbie Ross	2.26	Ryan Kelly	9
2012	Randol Rojas	9	Randy Henry	9	Kyle Hendricks	2.82	Ben Rowen	19
2013	Nick Martinez	10	Alec Asher Nick Martinez Victor Payano	7 7 7	Alec Asher	2.90	Ryan Harvey	8
2014	Andrew Faulkner Luis Parra	10 10	Victor Payano	8	Sam Wolff	3.37	Jose Leclerc	14
2015	Jonathan Martinez	9	Jen-Ho Tseng	7	Jonathan Martinez	2.56	Jasvir Rakkar	16
2016	Jonathan Martinez	12	Zach Hedges	8	Trevor Clifton	2.72	Ryan McNeil	22
2017	Adbert Alzolay	7	Thomas Hatch	11	Thomas Hatch	4.04	Pedro Araujo	10
2018	Tyson Miller	9	Bryan Hudson	11	Tyson Miller	3.54	Tyler Peyton	10
2019	Paul Richan	10	Javier Assad	10	Javier Assad	3.87	Jesus Camargo Ben Hecht Garrett Kelly Ethan Roberts	4 4 4 4
2021	Manuel Espinoza Jose Miguel Gonzalez Gabriel Jaramillo Carlos Ocampo Bailey Reid Didier Vargas	4	Manuel Espinoza Richard Gallardo	9	DJ Herz	3.43	Bailey Reid	7
2022	Tyler Santana	11	Richard Gallardo	6	Tyler Santana	2.28	Adam Laskey Sheldon Reed Alfredo Zarraga	4



YEAR	INNINGS PITCHED		APPEARANCES		WALKS		STRIKEOUTS	
1999	Scott Sobkowiak	139.1	Ryan Greene	44	Derrick Lewis	81	Scott Sobkowiak	161
2000	Christian Parra	157.2	Brad Voyles	39	Christian Parra	56	Christian Parra	163
2001	Trey Hodges	173.0	Matt Gawer	42	Matt Butler	48	Jung Bong	145
2002	Chris Waters	182.2	Kevin Barry	47	Adam Wainwright	66	Adam Wainwright	167
2003	Macay McBride	164.2	Ralph Roberts	44	Matt Coenen	62	Macay McBride	139
2004	Blaine Boyer	154.0	Glenn Tucker	48	Matt Wright	58	Matt Wright	133
2005	Jake Stevens	148.0	Wes Letson	41	Jake Stevens	62	Jake Stevens	102
2006	James Parr	134.2	Michael Nix	36	Charlie Morton	54	James Parr	90
2007	Jairo Cuevas	132.0	Kevin Gunderson	44	Jairo Cuevas	71	Jairo Cuevas	116
2008	Ryne Reynoso	131.1	Nicholas Fellman	44	Kyle Cofield	66	Ryne Reynoso	105
2009	Erik Cordier	121.0	Tommy Palica	41	Erik Cordier	74	Cole Rohrbough	100
2010	Matt Crim	149.2	Angelo Paulino	41	Matt Crim	59	Randall Delgado	120
2011	Robbie Ross	123.1	Trevor Hurley	38	Kasey Kiker	52	Barret Loux	127
2012	Kyle Hendricks	130.2	Jimmy Reyes	41	Randol Rojas	37	Kyle Hendricks	112
					Wilmer Font	37		
2013	Alec Asher	133.1	Ryan Harvey	42	Victor Payano	57	Alec Asher	139
2014	Luis Parra	137.2	Jose Leclerc	42	Victor Payano	90	Victor Payano	86
2015	Daurry Torrez	134.1	Jasvir Rakkar	38	Josh Conway	31	Jen-Ho Tseng	87
					Tyler Skulina	31		
2016	Jonathan Martinez	131.0	Ryan McNeil	44	Jonathan Martinez	43	Trevor Clifton	129
2017	Thomas Hatch	124.2	Pedro Araujo	44	Thomas Hatch	50	Thomas Hatch	126
2018	Tyson Miller	127.0	Tyler Peyton	38	Bryan Hudson	58	Tyson Miller	126
2019	Javier Assad	116.1	Jesus Camargo	36	Javier Assad	41	Javier Assad	91
2021	Manuel Espinoza	98.2	Bailey Reid	34	Jose Miguel Gonzalez	43	DJ Herz	105
2022	Tyler Santana	98.2	Johzan Oquendo	31	Luis Angel Rodriguez	51	Luis Angel Rodriguez	106

Outfielder Jared Prince also found a way to leave his mark, marching into the Carolina League record books in painful fashion. He was hit by a pitch 30 times to equal the single-season record. Prince, who started 4-for-45, batted .301 the rest of the way to finish at seventh in the league in hitting (.282). Prince made the year-end Carolina League All-Star Team and was voted by his teammates and coaches as the Pelicans' Most Valuable Player

The Pelicans went into the playoffs as Southern Division first-half champions, battling Kinston for a trip to the Mills Cup finals. Justin Grimm got the Game One start, tossing six innings of one-run ball, while catcher Vinny DiFazio cranked a two-run homer to give the Birds the opener, 4-1. Kinston came back to take Game Two and even the series before the set shifted to Kinston. The K-Tribe knocked out the Pelicans with 7-0 and 9-2 routs to win the best-of-five series three games to one.



2012

For the second straight season, Jason Wood's Myrtle Beach Pelicans were impressive on the mound. With a 3.28 ERA — the team's best mark since 2002 — the Pelicans boasted a 3.30 ERA in Wood's first two seasons. Brad Holman, the Pelican's pitching coach during that stretch, was promoted to Triple-A Round Rock during the offseason.

The Pelicans finished 74-65, including a 38-31 second half that launched the team into the postseason.

Five pitching contributors on the 2012 squad enter 2013 at big league camp. Wilmer Font, who had made his MLB debut the previous September, was on the 40-man roster along with Roman Mendez; Cody Buckel and Nick Tepesch arrived as non-roster invitees.

With Buckel, Tepesch, Mendez and Font making regular starts in the first half, the Pelicans boasted a 3.14 earned run average in April and an even stingier 2.31 clip in the month of May. Kyle Hendricks was efficient out of the rotation for the Pelicans, compiling a 2.82 earned run average in 20 starts before being shipped to the Cubs as part of the Ryan Dempster deal in July.

Also included in that July 31 trade was infielder Christian Villanueva, who was one of the most productive members of an offense that struggled to score runs. The Pelicans amassed 1,587 total bases, the lowest in a single season in franchise history. The Myrtle Beach offense mustered 3.84 runs per contest and was shutout 11 times in 139 games. Villanueva's 10 home runs paced a Pelicans bunch that stroked a league-low 68 round-trippers.

Despite its offensive struggles, the Pelicans were able to return to the postseason for the second straight year. The Birds finished .500 or better in every month of the second half, including a 17-12 mark in June (first half ended June 17).

Because Winston-Salem posted the best record in the first and second half in the Southern Division, the Dash hosted all three postseason matchups with the Pelicans in the opening round. In 2012, the divisional series adopted a best-of-three format after being best-of-five for several years.

The series opened favorably for the Pelicans, who scored four sixth-inning runs and snatched game one by a 4-1 final. Tomas Telis tripled and knocked in three runs, while Luke Jackson struck out eight over five innings to claim the win. The Pelicans took a 2-1 lead into the sixth inning of game two before the Dash took control.

The Pelicans would score just one more run in the series. A three-run seventh sparked the Dash to a 5-3 series-evening triumph. Facing elimination, the Pelicans were blanked in game three, falling by a 9-0 margin with all of the game's runs coming in the second and third frames.



YEARLY BATTING LEADERS

YEAR	AVG. (Min. 300 PA)	HITS	HOME RUNS	RBI
1999	Marcus Giles .326	Marcus Giles	162 Mike Hessman	23 Marcus Giles
2000	Travis Wilson .275	Travis Wilson	133 Cory Aldridge	15 Cory Aldridge
			Troy Cameron	15
2001	Ryan Langerhans .287	Ryan Langerhans	129 Jaeme Leal	15 Ryan Langerhans
2002	Bill McCarthy .305	Richard Lewis	135 Kelly Johnson	12 Bill McCarthy
		Bill McCarthy	135	
2003	Andy Marte .285	Andy Marte	132 Andy Marte	16 Andy Marte
2004	Brian McCann .278	Gregor Blanco	116 Brian McCann	16 Brian McCann
2005	Jarrod Saltalamacchia .314	J. Saltalamacchia	144 J. Saltalamacchia	19 J. Saltalamacchia
				Matt Esquivel
2006	Carl Loadenthal .323	J.C. Holt	125 Van Pope	15 Van Pope
2007	Isaiah Ka'aihue .298	Quentin Davis	129 Isaiah Ka'aihue	22 Quentin Davis
2008	Willie Cabrera .290	Ernesto Mejia	142 Ernesto Mejia	21 Ernesto Mejia
2009	Donell Linares .287	Donell Linares	145 Cody Johnson	32 Donell Linares
2010	Mike Jones .282	Mike Jones	105 Gerry Rodriguez	13 Gerry Rodriguez
2011	Jared Prince .282	Jared Prince	136 Mike Olt	14 Jared Prince
2012	Christian Villanueva .285	Odubel Herrera	142 Christian Villanueva	10 Brett Nicholas
2013	Rougned Odor .305	Trever Adams	130 Kellin Deglin	12 Trever Adams
2014	Nick Williams .292	Christopher Bostick	124 Joey Gallo	21 Preston Beck
2015	Chesny Young .321	Chesny Young	129 Jacob Rogers	12 Jacob Rogers
2016	Gleyber Torres .275	Yasiel Balaguert	140 Yasiel Balaguert	19 Yasiel Balaguert
2017	Tyler Alamo .281	Tyler Alamo	120 Eddy Martinez	14 Jesse Hodges
		Jesse Hodges	120 Tyler Alamo	14
2018	Jhonny Pereda .272	Jhonny Pereda	120 Jhonny Pereda	8 Jhonny Pereda
			Tyler Alamo	8
2019	Cam Balego .247	Cam Balego	96 Kevonte Mitchell	14 Miguel Amaya
2021	Yohendrick Pinango .272	Yohendrick Pinango	88 Jordan Nwogu	10 Jacob Wetzl
2022	Ezequiel Pagan .292	James Triantos	124 Kevin Alcantara	15 Kevin Alcantara

YEAR	RUNS SCORED	DOUBLES	TRIPLES	STOLEN BASES
1999	Marcus Giles 80	Marcus Giles	40 Jason Ross	13 Jason Ross
	Jason Ross 80			
2000	Travis Wilson 62	Travis Wilson	33 Ryan Langerhans	7 Junior Brignac
2001	Ryan Langerhans 66	Adam LaRoche	31 Damien Jones	3 Ryan Langerhans
			Ryan Langerhans	3
2002	Richard Lewis 82	Bill McCarthy	26 Adam Stern	10 Adam Stern
2003	Andy Marte 69	Andy Marte	35 Gregor Blanco	7 Gregor Blanco
2004	Gregor Blanco 73	Brian McCann	35 Gregor Blanco	9 Onil Joseph
2005	Jarrod Saltalamacchia 70	Jarrod Saltalamacchia	35 Carl Loadenthal	4 Josh Burrus
2006	Van Pope 78	Van Pope	31 Steven Doetsch	4 J.C. Holt
2007	Jordan Schafer 70	Jordan Schafer	34 Quentin Davis	11 Quentin Davis
2008	Ernesto Mejia 93	Ernesto Mejia	47 Gorkys Hernandez	6 Gorkys Hernandez
2009	Cole Miles 64	Donell Linares	32 Cole Miles	7 Cole Miles
2010	Cole Miles 55	Mike Jones	20 Cole Miles	9 Cole Miles
2011	Ryan Strausborger 71	Jared Prince	30 Ryan Strausborger	9 Ryan Strausborger
2012	Odubel Herrera 72	Brett Nicholas	33 Odubel Herrera	6 Odubel Herrera
2013	Luis Sardinas 69	Rougned Odor	33 Drew Robinson	7 Luis Sardinas
	Trever Adams 69			Rougned Odor
2014	Christopher Bostick 81	Preston Beck	33 Chris Garia	11 Chris Garia
2015	Mark Zagunis 78	Victor Caratini	31 Pin-Chieh Chen	5 Pin-Chieh Chen
			Mark Zagunis	5
2016	Charcer Burks 71	Charcer Burks	28 Rashad Crawford	8 Jeffrey Baez
2017	Trent Giambrone 65	Jesse Hodges	26 Daniel Spingola	6 Robert Garcia
2018	Andruw Monasterio 52	Wladimir Galindo	21 Aramis Ademan	3 Roberto Caro
2019	Cam Balego 53	Miguel Amaya	24 Aramis Ademan	8 Zach Davis
2021	Yohendrick Pinango 50	Yohendrick Pinango	16 Ryan Reynolds	4 Jordan Nwogu
2022	Kevin Alcantara 76	Kevin Alcantara	19 Kevin Alcantara	6 James Triantos
		Juan Mora	Ethan Hearn	
		James Triantos	James Triantos	



Who Are The Myrtle Beach Mermen?

HBO's hit series 'Eastbound & Down,' which concluded in late 2013, filmed both during the 2011 summer and February 2012 at TicketReturn.Com Field at Pelicans Ballpark.

The show's star, Kenny Powers (played by Danny McBride), made his return to American professional baseball with a fictitious team known as the Myrtle Beach Mermen, the Double-A affiliate of a Major League team simply dubbed 'Texas.' Filming for the season brought a full host of stars to Myrtle Beach, including Danny McBride, Jason Sudeikis, Matthew McConaughey, Will Ferrell and Val Kilmer.

2013

The Pelicans continued to impress under the Rangers umbrella and the direction of third-year skipper and eventual 2013 Carolina League Manager of the Year, Jason Wood. The Pelicans would advance to the postseason for the third consecutive season for the first time in team history. They were also the only Carolina League team to make the postseason in each of the previous three campaigns and the only Rangers affiliate to do so as well.

Yet for the third straight year, the Birds couldn't make it out of the first round of the postseason. The eventual champs, the Salem Red Sox, swept the Pelicans with a pair of one-run wins.

The club was powered, once again, by the pitching staff. The Pelicans recorded the highest ERA of the Wood era, but it was still the Carolina League's second-lowest ERA (3.71).

Alec Asher made the jump from Spokane for his first full professional season, leading the team and the circuit with 139 strikeouts. He also ranked among the league leaders in ERA (fourth, 2.90), WHIP (fourth, 1.20), and wins (tied for seventh, nine).

Asher posted the most innings of any Pelicans hurler (133.1).

Jackson was the club's Opening Day starter and also got the nod for the Carolina League in the Carolina-California League All-Star Game before his first promotion to Double-A on August 1.

Nick Martinez had the league's third-lowest ERA (2.87) and 10th-most strikeouts (105). Texas promoted him along with Jackson on the same day.

The Rangers' first selection in the 2013 draft, RHP Alex "Chi Chi" Gonzalez, would fill one of those vacancies in the rotation and make his final five starts of the season with Myrtle Beach, allowing just one run over 12.0 IP in his last three regular season outings.



The Pelicans' offense was led by its middle infield combo of second baseman Rougned Odor and shortstop Luis Sardinas.

The 19-year-old Odor ranked among the CL leaders in batting (third, .305), doubles (tied for fifth, 33), and stolen bases (tied for fifth, 27) despite spending the final month of the season with Frisco.

Sardinas, who also joined Odor in Frisco in August, had the sixth-best average (.298) and tied for the fifth-most stolen bases (27) in the CL.

The Pelicans finished the season with the second-most wins in the Carolina League and had four different win streaks of at least six games, including a season-best eight games from May 7-14.

In addition to Jackson, the Pelicans had Asher, Martinez, Odor and Sardinas selected to the Carolina League-California League All-Star Game in San Jose, California.

2014

In what turned out to be the final year of the Pelicans in the Rangers system, the club posted one of its best years in franchise history. The best first half winning percentage in team history (.647) propelled the Pelicans to the playoffs for a fourth straight season, and the team made the Mills Cup Championship for the first time since 2008, only to fall to the Potomac Nationals.

With the most dominant offense in the league from start to finish, the Pelicans tore out of the gates with a 40-18 start despite an 0-4 opening series. Behind soon-to-be league MVP Joey Gallo, the Pelicans clubbed their way to victory. The slugger blasted 21 home runs in just 58 Carolina League games before his promotion to Double-A. The total was enough to pace the league all season, and it was the most homers in a single-season by a Pelicans since 2009, when Cody Johnson hit 32. Gallo homered three times in a game twice, something no Pelican had ever done. But he wasn't the only one with power. The team hit 111 long balls in 2015, the fourth-most in team history, and recorded the first 100-homer season for the franchise since 2009. Jorge Alfaro (13), Nick Williams (13), Preston Beck (11) and Christopher Bostick (11) all knocked out double-digits bombs.

The team could run as well. The Birds stole 154 bases, the most in team history and by far the most in the league that year. Chris Garia, an unheralded minor leaguer entering the season, set the club's single-season stolen base record with 45 and might have had more had he not been injured the last two weeks of the year.

As was the case every year in the Rangers-era, the Pelicans were not too shabby on the hill either. The Pelicans placed a league-best and franchise record eight players on the mid-season All-Star team, three of whom were pitchers: starters Andrew Faulkner and Alex "Chi Chi" Gonzalez, and reliever Alexander Claudio joined position players Alfaro, Beck, Gallo, Garia and Williams. Faulkner spent most of the year near the top of the league in wins (10) and ERA (2.07), and did not allow a home run until his final High-A start on July 21, the latest of any qualifying pitcher in Minor League Baseball. Gonzalez took a no-hitter into the fifth inning on multiple occasions, and Claudio was dominant during 2015. He finished the season in Arlington with the Texas Rangers, marking only the second time that a player spent time with both the Pelicans and the Rangers in the same season.

The staff was second in the league in ERA for the year (3.43), and the bullpen blew just 14 saves all season, anchored by Jose Leclerc (14-for-16 in saves) and Abel De Los Santos (8-for-9).

The Pelicans ran away with the first half crown with a 44-24 record, 11 games up on second-place Salem. As was often the case during the four-year run with the Rangers, promotions hurt the Birds in the second half.



Despite the promotions of Gallo (June 8), Keone Kela (May 10), Odubel Herrera (May 12), Gonzalez (June 8), Will Lamb (June 16), Claudio (June 25), Hanser Alberto (July 4), Alfaro (August 4) and Nick Williams (August 15), the Pelicans scratched and clawed their way to the second-half title. It was only the third time that the Pelicans had won both the first and second halves (2000, 2008), and they did it by finishing the season without their top three home run hitters, and three of their top five RBI producers.

The Pelicans avenged their 2014 series loss to Salem despite a heartbreaking Game One loss in extra-innings on a controversial home run call.

After winning back-to-back games to beat Salem 2-1 in the series, the Birds opened with a win against Potomac in the Mills Cup Championship Series. However, the P-Nats tied things up at one game apiece before heading back to Virginia for the final three games. There, Potomac outpaced the Pelicans in 12-7 and 5-1 wins to take the series, 3-1.

The 2014 year also saw a near-record number of former Pelicans make their big league debuts. Second to only the 2005 season (14), 2014 featured 13 Pelicans to make the Show for the first time.



Luke Jackson dominated the Carolina League in 2013 on his way to an August promotion to Double-A.

2015

The Pelicans' first year as a Cubs affiliate was a hit throughout the Grand Strand. Myrtle Beach captured the first-half Southern Division title en route to the best regular season record in the Carolina League by six games. The campaign culminated with a Mills Cup Championship for the first time since 2000, the Pelicans' third total and second outright title.

A wobbly April left Myrtle Beach at 10-9, but eventual Carolina League Manager of the Year Mark Johnson was able to steady the club's path as soon as the calendar flipped to May. The Pelicans began the month by winning 13 of the 16 games, including each the first five contests. Myrtle Beach finished the month 21-7 behind a torrid pitching staff backed by an airtight defense; the Pelicans surrendered more than four runs in just seven contests throughout the month, including each of the last 11.

That would prove to be a theme throughout the season. Myrtle Beach finished with a 3.01 ERA, the club's best since their 2000 championship season and the Carolina League's top mark since at least the 2005 season. Pelicans pitchers surrendered just 1035 hits in 2015 (7.9 H/9), the fewest among any team in the circuit. Myrtle Beach also issued only 339 walks in 1183.0 innings (2.6 BB/9), the second-fewest among any staff in the Carolina League.

At the forefront of the effort were a pair of Mid-Season All-Stars in Duane Underwood Jr. and Jonathan Martinez. The latter led the league in ERA at 2.56, surrendering just 82 hits in 116.0 frames to post a 9-2 record. Underwood Jr. finished 6-3 with a 2.58 ERA. Right-hander Jen-Ho Tseng also finished in the top 10 in the league in ERA at 3.55, registering a 7-7 record in 119.0 innings.

Myrtle Beach also received outstanding starting performances from Paul Blackburn (7-5, 3.11 ERA), Tyler Skulina (3-6, 3.11 ERA) and Daury Torrez (10-6, 3.75 ERA), but the staff's dominance was truly an amazing display of depth. Jasvir Rakkar (2.98 ERA) finished second in the league with 16 saves, and all but one of the 20 pitchers who tossed at least 15.0 innings posted an ERA below 4.00, with 13 compiled marks below 3.00.



While the club's pitching and defense starred, the Pelicans' patient offensive approach helped knock out talented starters early from games to reach the underbelly of opponents' bullpens. Myrtle Beach scored the second-most runs in the league (581) while also ranking second in both on-base percentage (.333) and slugging percentage (.365).

Mark Zagunis earned both Mid-Season and Postseason All-Star nominations, finishing second in the league in both OBP (.406) and walks (80), third in runs scored (78) and eighth in batting average (.271). Utility man Chesny Young also earned Postseason All-Star honors by being setting a Carolina League record with a 44-game on-base streak from June 6 through July 25. Young was the only player in the circuit to post an average above .300 at .321, 24 points higher than the second-place hitter. He finished second in total plate appearances per strikeout (10.27), third in OBP in .394 and in a tie for third in hits (129).

Jacob Rogers finished in the top-five in the league in home runs (12), batting .249/.347/.399 while Jeimer Candelario hit .270/.318/.415 in 82 games before earning a promotion to Double-A Tennessee.

The Pelicans sailed to the first-half division title with a 41-28 record. They went 40-29 in the second half to finish in second before taking care of Winston-Salem with a pair of one-run victories in Games 2 and 3 of the Southern Division Championship Series.

Myrtle Beach earned another one-run victory of Wilmington in Game 1 of the Mills Cup Championship Series before blanking the Blue Rocks 2-0 in Game 2. With Game 3 tied 2-2 with two outs in the bottom of the ninth, Pin-Chief Chen rolled a walk-off single to left to give the Pelicans a series sweep and their first championship in 15 seasons.

2016

Myrtle Beach's second season as a Cubs affiliate was just as big of a hit as their first, with the Pelicans becoming the Carolina League's first outright back-to-back champions since the Winston-Salem Spirits, who were also a Chicago Cubs affiliate at the time, did so in 1985-86. In addition to earning the fourth title in Pelicans history, the Birds participated in their third consecutive Mills Cup Championship series, the Carolina League's longest run since Frederick went to three straight Mills Cup Finals from 2005-07.

Making the postseason for the sixth straight year took some heavy lifting. On July 21, the Pelicans found themselves with a 49-48 overall record. Three days later, right-hander Zach Hedges, who posted a sparkling 2.89 ERA in 16 starts, was promoted to Double-A Tennessee. On that same day, Myrtle Beach scratched shortstop Gleyber Torres and center fielder Rashad Crawford from the lineup. Both those key, up-the-middle players were traded on July 25 in a package that netted the Cubs left-hander Aroldis Chapman.

Despite losing three of their best players, the Pelicans took off. After the 24th, including the postseason, the Birds went 38-11 (.776). Myrtle Beach's 46-23 second half record was their best in club history and tops in the league in any half since Kinston went 47-23 in the first half of the 2006 campaign. The Pelicans' second half Southern Division Championships marked their fourth straight season with at least one division title and helped Myrtle Beach to their sixth consecutive winning season at 82-57.



Despite only 58 games in the Carolina League, third baseman Joey Gallo captured the league's MVP, joining Marcus Giles (1999) as the only Pelican to win the award.



During their second half ride, the Pelicans enjoyed arguably their most successful month in club history. Myrtle Beach finished August with a 22-5 record, their most victories in any month of recorded Pelicans history (through the 2005 season). In fact, the Birds tied with Short Season Class A Eugene, also a Cubs affiliate, for the best record in all of professional baseball during the month. Finishing behind the pair of Cubs affiliates was the Cubs themselves, with a mark of 22-6.

Myrtle Beach nipped Salem 2-1 in a decisive Game 3 of the SDCS for a berth in the Mills Cup Championship Series with the Lynchburg Hillcats. After losing Game 1 by a score of 4-3 in 12 innings, the Pelicans won 8-3 in Game 2 to even up the series. The Birds' pitching was masterful in a 7-0 shutout in Game 3, which put them on the precipice of their second straight title. In Game 4, right-hander James Pugliese whiffed seven in 4.1 scoreless innings of relief, and a three-run seventh inning propelled Myrtle Beach to a 5-3 win and the Mills Cup title.

Strong pitching and defense were constants for the Pelicans throughout the 2016 campaign. The Pelicans finished with the Carolina League's best ERA (3.47), while also issuing the fewest walks (411) and allowing the fewest home runs (65) and the second-fewest hits (1,176). Right-handed starter Trevor Clifton took home a number of honors, including both the Carolina League and Chicago Cubs Minor League Pitcher of the Year. The Maryville, Tenn., native led the circuit in ERA at 2.72, nearly a full run better than second-place Jordan Stephens of Winston-Salem. Clifton also paced the league in batting average against (.225) and WHIP (1.16) while coming in third in strikeouts (129). Among starters, the right-hander also placed third in strikeouts per nine innings (9.8).

The Pelicans were led offensively by first baseman Yasiel Balaguert and infielder David Bote. The former finished the season with 96 RBIs, the most ever in a campaign for a Myrtle Beach hitter. Over the year's final 49 games, including the postseason, Balaguert batted .318/.360/.521, driving in 41 runs. The Chicago Cubs' Minor League Player of the Month for August, Bote led all of the organization's farmhands with a .367 average and 16 runs scored during the month. His 15 extra-base hits were tied for the most in the system. The Longmont, Colo., native closed the regular year riding a 27-game on-base streak, the longest of any Pelican during the season, batting .365/.434/.583 with 21 RBIs during that stretch. He only continued to rake in the postseason, batting 15-for-26 (.577/.677/.769) with nine RBIs in seven playoff games en route to winning the Carolina League's postseason Most Valuable Player award.

The 2016 season also saw some special moments with Pelicans alumni. On May 17, the Atlanta Braves



A walk-off single by Pin-Chieh Chen gave the Pelicans a sweep in the Mills Cup Championship Series over Wilmington and their first championship since 2000.



named former Myrtle Beach skipper Brian Snitker their interim manager, making Snitker the first former Pelicans skipper to pilot a club in The Show.

2017

While their 2017 campaign did not end in a championship, Myrtle Beach did tie a Carolina League record with their seventh consecutive postseason appearance.

On May 24, the Pelicans were just 23-22, sitting in third place in the Southern Division, 4.0 games behind Buies Creek. The Birds then went on to rattle off 17 victories in 21 games to win the division, becoming the first team in all of Minor League Baseball to clinch a postseason spot with their 3-0 triumph over Frederick on June 14.

The Birds wound up finishing with the circuit's best first-half record at 43-27. However, Myrtle Beach cooled considerably in the second half, with the club's 30-40 mark tying for the league's second-worst record over the final 70 games. Still, though, the Pelicans registered their seventh consecutive winning season with a 73-67 overall record.

Nonetheless, the second half still had several memorable moments. On August 24, the Pelicans edged Down East 5-4, marking the 2,000th victory in manager Buddy Bailey's legendary career. That triumph made the Madison Heights, Va., native the 11th minor league skipper to ever reach the 2,000-win plateau, and the first since Johnny Ligon did so during the 1990 campaign with the High-A Lakeland Tigers.

Just a few weeks later, with Hurricane Irma bearing down on the southeastern United States, the Carolina League shortened the Mills Cup Playoffs, canceling the Mills Cup Championship Series. Thus, the circuit's title would be split between the winners of the now-best-of-three Southern Division Championship Series and Northern Division Championship Series.

Just before Game 1 of the SDCS, the Chicago Cubs announced that star catcher Willson Contreras would begin an injury rehabilitation assignment with the Pelicans. Contreras wound up going 1-for-4 over two games, but it wasn't enough for Myrtle Beach, which was swept 2-0 by Down East in the rain-shortened series to end the season.

Thirteen different former Pelicans would make their major league debut during the 2017 campaign, tied for the second-most in a single season in club history (2014, 14). That included right-hander Dillon Maples, who began the campaign on Myrtle Beach's Opening Day roster. The Sanford, N.C., native became the first Myrtle Beach alumnus since Alex Claudio in 2014 to play for the Birds and make his debut in The Show in the same season.



Trevor Clifton was named both the Chicago Cubs' and the Carolina League's Pitcher of the Year.

2018

All good things must come to an end, and it was an impressive streak that concluded in 2018 as the Birds failed to make the playoffs for the first time since 2010. After tying the Carolina League record with seven-straight appearances in the postseason in 2017, it was a struggling offense that held the Pelicans back in the franchise's 20th season.

The Myrtle Beach offense set nine new lows in the history of the Pelicans, including batting average (.232), hits (1,013), runs (468), at-bats (4,360), total bases (1,393), doubles (173), home runs (55), extra base hits (249) and RBIs (409). The offensive woes were somewhat offset by a stellar pitching staff that managed a 3.51 ERA, which placed third in the Carolina League.

In terms of the pitching staff, the highlight of the season was an incredible performance by Keegan Thompson on June 14. On a Thursday night in Myrtle Beach, Thompson threw seven brilliant, perfect innings with eight strikeouts. Due to a high pitch-count, he was removed from the game after the seventh, but that did nothing to diminish the dominance that he displayed on the hill in Pelicans Ballpark.



Keegan Thompson threw seven perfect innings on June 14th before being removed due to a high pitch count.

While mound saw most of the highlights for the Pelicans in 2018, there were plenty from the bats as well. On May 29th, Tyler Alamo broke a 2-2 tie in the bottom of the 10th inning against Winston-Salem with a walk-off grand slam. It marked the third straight season that the Birds had knocked a grand slam against the Dash. That was one of six walk-off wins for the Pelicans in 2018.

The Pelicans were paced on the offensive side by catcher Jhonny Pereda, who burst on the scene to hit .272/.347/.363 over the course of 122 games. Coming into the season, Pereda had only started 149 games at catcher over his last four seasons.

Pelicans' manager Buddy Bailey, who convinced the Cubs to let the catcher start in Myrtle Beach over going back to South Bend, started him behind the plate 83 times, and it paid off. The 23-year-old threw out 38 percent of base runners to go along with his stellar

offensive numbers.

Pereda was one of three mid-season All-Star selections for the Pelicans, with the other two being top-Cubs prospect and shortstop Aramis Ademan and reliever Tyler Peyton.

On the hill, Tyson Miller (3.54 ERA) and Alex Lange (3.74) placed sixth and seventh, respectively, in Carolina League ERA over their 23 starts apiece. Miller led the league in strikeouts (126), WHIP (1.09) and batting average against (.220) on the season.

Even with the strong staff, the Pelicans finished seven games out of first place in the first half and 15.5 out in the second half.

On the major-league side of things, seven former Pelicans made their way up to Chicago and other big league teams. Billy McKinney (New York Yankees), Pedro Araujo (Baltimore Orioles), David Bote (Cubs), Gleyber Torres (Yankees), Duane Underwood Jr. (Cubs), James Norwood (Cubs) and Ryan Cordell (Chicago White Sox) all made it to The Show in 2018.



2019

After their streak of seven-consecutive postseason appearances was snapped during the 2018 season, the 2019 Pelicans faltered again and finished with the second fewest wins in club history. Myrtle Beach finished with a record of 55-81 and for the second straight season they finished ninth in the Carolina League. It was the first time since the 2009 and 2010 seasons in which the Birds failed to make the postseason in consecutive seasons.

The Pelicans set new franchise lows in batting average (.227), hits (972) and at-bats (4274), but their struggles on the offensive side were slightly offset by the pitching staff, especially in the second half. After the All-Star break the Pelicans' pitching staff was bolstered by promotions from Low-A South Bend and collected an ERA of 3.48 which ranked sixth in the league.

One standout on the mound was Jack Patterson who began the year in the Midwest League but was promoted to Myrtle Beach on July 5 and was brilliant. The southpaw delivered a historic run in which he made five starts with the Pelicans and did not give up an earned run in the 23.2 innings that he pitched. He continued that run after his promotion to Double-A Tennessee and ended up throwing 35.0 innings without being charged with an earned run.

The Pelicans were also given a major spark by the flamethrowing Brailyn Marquez, the Cubs' top pitching prospect who matched the temperatures in the month of August with his blistering fastball. In his Myrtle Beach debut, Marquez threw 13 pitches in the first inning, 12 of which were over 100 miles per hour. The lefty held opponents to a .214 batting average against and held a 1.71 ERA in his five appearances with the Birds.

Myrtle Beach was also treated to the loud home runs that Miguel Amaya provided throughout the summer. The Cubs' No. 1 catching prospect displayed his power as he mashed 11 homers and 24 doubles in 99 games. Not only was Amaya fun to watch at the plate, he was equally electric behind the plate as well. The 20-year-old threw out 46 runners, which ranked second in all of Minor League Baseball. Amaya was one of four players in the league to be selected to participate in the SiriusXM Futures Game held in Cleveland, OH during Major League Baseball's All-Star weekend.

One of the most memorable moments of the season came in an early May game against the Salem Red Sox. The Pelicans beat the Sox 12-2 that night, but it was a defensive web gem from the Pelicans' pitcher Javier Assad that was the star of the game. On a bunt up the first base side, Assad ran off the mound to field the ball, but when the baseball popped out of his glove, he instinctively kicked the ball to Cam Balego at first to record the out. The play was the No. 2 play on Sportscenter's Top 10 Plays the following day.

Assad was one of four Pelicans selected to the Mid-Season All-Star game which was held in Frederick. Pitchers Jesus Camargo and Paul Richan and catcher Tyler Payne were the other three representatives from Myrtle Beach.

The Pelicans received a boost offensively in early August when the Chicago Cubs assigned utility man Ben Zobrist to rehab in Myrtle Beach. During his three-game stint, Zobrist launched two home runs and was a vital influence in the clubhouse.

MILLS CUP WINNERS (CAROLINA LEAGUE)

*1999	Myrtle/Wilmington	2006	Kinston	2013	Salem
2000	Myrtle Beach	2007	Frederick	2014	Potomac
2001	Salem	2008	Potomac	2015	Myrtle Beach
2002	Lynchburg	2009	Lynchburg	2016	Myrtle Beach
2003	Winston-Salem	2010	Potomac	2017	*Down East/Lynchburg
2004	Kinston	2011	Frederick	2018	Buies Creek
2005	Frederick	2012	Lynchburg	2019	Wilmington
2021	Charleston **	2022	Charleston	*Hurricane Floyd **Low-A East	



2021

Minor League Baseball and the Myrtle Beach Pelicans returned to the ballpark following the cancellation of the 2020 season due to COVID-19. The Pelicans finished two games under .500 at 59-61 in the newly formed Low-A East league, finishing second in the South Division.

2021 saw multiple changes to the schedule, including a 120 game slate and six-game series, taking place from Tuesday through Sunday. After competing in the Carolina League from 1999-2019, the Pelicans matched up against new South Division opponents, including the Augusta GreenJackets, Columbia Fireflies, and eventual champions Charleston RiverDogs for 90 of the 120 games. The Pelicans also played series against other teams from around the Low-A East and former Carolina League teams, including the Lynchburg Hillcats, Salem Red Sox, Down East Wood Ducks, and Fayetteville Woodpeckers.

For the first time under Cubs affiliation, the Pelicans saw an entirely new team come to Myrtle Beach, with each player on the roster wearing the Pelicans uniform for the first time. This was also the Pelicans' first season at the Low-A level with the Cubs, after being the Advance A affiliate of the Braves, Rangers, and Cubs from 1999-2020.

As a team, the Pelicans struggled on the hitting side for a majority of the season. Myrtle Beach posted a .229 batting clip for the year, ranking ninth out of 12 Low-A East teams. The pitching staff was more consistent through the summer, as the Pelicans held a 4.39 team ERA and 1,215 strikeouts, a number that ranked fourth in the league.

DJ Herz anchored the Pelicans' pitching staff with a 3.53 ERA through 65 2/3 innings and a team-leading 105 strikeouts in his 17 starts. After receiving a promotion to High-A South Bend in September, Herz was named the Vedic Himsl Cubs Minor League Pitcher of the Year at the conclusion of the season.


After a slow start to the season, outfielder Jordan Nwogu turned up the heat in the later months of the summer to lead the Pelicans with 10 home runs for the season. The Cubs 2020 3rd round draft pick hit just .147 in the first two months of the season before hitting .288 over July, August, and September with eight homers and 36 RBIs.

The roster was also highlighted by the 16th overall pick in the 2020 MLB draft, shortstop Ed Howard. Despite low batting numbers in his first season of professional baseball, Howard dazzled in the field playing shortstop and second base in 80 games.

Following an over 600 day absence, baseball returned to Pelicans Ballpark on May 11th for the home opener against the Augusta GreenJackets. The Birds rallied for three runs in the bottom of the eighth to take a 4-2 comeback victory in front of over 3,000 Grand Strand fans. The first home series of the season concluded with the only walk-off home run of the year, as first baseman Matt Mervis launched a three-run big fly over the right field wall in the 10th inning to take down Augusta 9-7 on Sunday, May 16th.

The following month, the Pelicans recorded just the second no-hitter in franchise history and first since 2012 with a 5-0 win at Columbia on June 23rd. Herz started the game and lasted five innings with seven strikeouts to pick up his first win of the season. Jeremiah Estrada, Bailey Reid, and Danis Correa held the Fireflies hitless with Pablo Aliendo behind the plate.

DJ Herz was named Vedic Himsl Cubs Minor League Pitcher of the Year in 2021 after tallying 105 strikeouts for the Pelicans. (Larry Kave/Myrtle Beach Pelicans)



One of the most exciting moments at Pelicans Ballpark came on August 10th, as the Pelicans came from five runs down to defeat the Charleston RiverDogs 6-5. Following a two-run double to tie the game in the ninth, Yohendrick Pinango stole third on the first pitch of the next at-bat. After the throw to third went wild into left field, Pinango broke for the plate into a swarm of teammates to grab the Pelicans’ seventh consecutive win. The victory launched Birds’ manager Buddy Bailey into fourth place all-time with 2,186 career victories as a Minor League Baseball manager.




The Pelicans posted a 12-3 victory over the Down East Wood Ducks on the Fourth of July in 2021

In the return to Minor League Baseball, the Pelicans recorded four sellouts, with two coming on the Fourth of July weekend. In front of 6,599 fans, the Pelicans blew out the Down East Wood Ducks 12-3 on Independence Day, with the home crowd being treated to a postgame fireworks show.

PELICANS’ ATTENDANCE

Year	Total	Average
2005	198,092	2,871
2006	200,152	3,079
2007	215,059	3,117
2008	242,397	3,565
2009	238,287	3,610
2010	223,176	3,282
2011	213,200	3,280
2012	220,273	3,288
2013	222,406	3,370
2014	241,026	3,652
2015	240,357	3,877
2016	227,491	3,500
2017	233,126	3,587
2018	219, 589	3,327
2019	226, 247	3,377
2021	202,272	3,487
2022	252,213	3,821



In 2017, manager Buddy Bailey became the 11th minor league skipper to reach 2,000 career victories. Bailey moved into 4th place all-time with his 2,186th win in 2021.

2022

The 2022 season in Myrtle Beach was one that will be remembered as one of the best in franchise history. A number of top prospects in the Cubs organization created many incredible moments that led to the Pelicans' first postseason appearance since 2017.

The Carolina League title returned to the division after competing under the "Low-A East" tag in 2021. The league was restructured to two divisions, while also bringing back a season split into halves, each at 66 games apiece. With that saw the return of a divisional playoff round before the championship, with the first and second-half winners meeting for a best-of-three series to decide the North and South Division representatives for the championship. The Pelicans were placed in the South Division along with Augusta, Charleston, Columbia, Fayetteville, and Kannapolis.

In their eighth year being a Cubs affiliate, the Pelicans' Opening Day roster contained two of the top six Cubs prospects by MLB Pipeline in James Triantos and Pete Crow-Armstrong. 20 former Birds were also slated to return to the beach to make up the 2022 squad, led once again by Buddy Bailey, who led the ship for his fifth season in Myrtle Beach.


Offensively, the Pelicans had one of their best seasons in recent memory with a .253 batting average as a team, ranking second in the Carolina League. Their 113 home runs also trailed just Charleston (120) and were their most in a season since 2009 (114). 2022 saw the breakout of Kevin Alcantara, who ended the season as a top 100 prospect by MLB Pipeline. Alcantara led the Birds in home runs (15) and RBI (85) while playing 112 games, mostly in centerfield.

Crow-Armstrong also made a significant impression on the beach, making his Cubs affiliate debut after being acquired in the Javier Baez trade in the summer of 2021. Crow-Armstrong, nicknamed "PCA", played 38 games across April and May and ended his Pelicans tenure with a .354 batting average and 1.000 OPS, with seven home runs and 13 stolen bases. Crow-Armstrong ended the 2022 season as the top ranked prospect in the Cubs system and made an appearance in Los Angeles for the MLB All-Star Futures Game.

It was a tale of two halves for the Pelicans' pitching staff, as many starters received a promotion to High-A South Bend in the second half. Leading that starting rotation was Luis Devers, who ended his tenure in Myrtle Beach with a 2.58 ERA and a 9-3 record after pitching just over 66 innings. Devers ended the 2022 season as the Vedic Himsl Cubs Minor League Pitcher of the Year.

The Pelicans ended the first half as the leaders of the Carolina League in ERA (3.03), WHIP (1.24), and shutouts (8). Those numbers slipped in the second half, as the Birds posted a 4.84 ERA through 65 games to rank 11th in the league. Their 345 walks also ranked as the second most in the league for the second half. For the season, the Pelicans struck out 1,393 batters, the most in franchise history.

Another pitcher that led the staff throughout the whole season was Tyler Santana. Santana started eight games and came out of the bullpen in 16. His 11 wins ranked eighth in franchise history and he led the Birds with a 2.28 ERA through 98 2/3 innings. The 2021 undrafted free agent racked up the Carolina League Pitcher of the Month award for July to add to his productive season.



After being acquired for Javier Baez in a trade with the Mets in 2021, outfielder Pete Crow-Armstrong made his Cubs organization debut with the Pelicans, playing 38 games and hitting seven home runs with a .354 batting average. (Larry Kave/Myrtle Beach Pelicans)



For the second straight season, the Pelicans began the year in Charleston to face the defending champions. Returning Pelican Tyler Schlaffer started game one and gave up a two-run home run in the first inning, as the RiverDogs went on to take the Opening Night game 5-2. In their return to Pelicans Ballpark, the Pelicans played an exciting six-game series with the Augusta GreenJackets that included three walk-off wins. In the home opener, the Pelicans and GreenJackets went through 11 innings without scoring a run, before Augusta went up 1-0 in their half of the 12th. The Pelicans answered back with a run to tie the game in the bottom of the 12th, and Alcantara came up with one out and runners on the corners. In his first game as a Pelican, Alcantara lined a single to left-center that scored the winning run, and the Pelicans walked off winners in their first home game on the night of Tuesday, April 12th.

On the first day of May, the Pelicans did something that had never been done at Pelicans Ballpark before. Walker Powell, Adam Laskey, and Jake Reindl, all pitchers who had returned from the 2021 season, combined for the first-ever no-hitter thrown by the Pelicans at home as the Birds won 8-0 over the Columbia Fireflies. It was the team's second no-hitter in back-to-back years, both against Columbia, and the third nine-inning no-hitter in franchise history. That kickstarted an incredible month of May, as the Pelicans won 19 of their 26 games, including a franchise-record 12-straight, to put them in front of the Carolina League South Division standings.



The Pelicans celebrate after throwing a no-hitter on May 1, 2022 against the Columbia Fireflies. (Ellen Sheehan)

Heading into the 66th and final game of the first half, the Pelicans held a one-game lead over the RiverDogs to secure a playoff spot. Playing in Kannapolis, the Pelicans needed a win or a Charleston loss to clinch the title. If both teams won, the RiverDogs held the tiebreaker. As the Pelicans fell behind to the Cannon Ballers, the RiverDogs mounted an improbable comeback on the Fireflies and won on a walk-off home run to keep their playoff hopes alive. The Pelicans scored six combined runs in the seventh and eighth innings to take a lead on the Cannon Ballers, only for Kannapolis to even the score in the ninth to send the game to extras. In their half of the 10th, the Pelicans scored one as Ethan Hearn plated Ezequiel Pagan on a groundout to give Myrtle Beach an 8-7 lead. Reliever Johzan Oquendo retired the side in order to give the Pelicans a first-half title and their first playoff appearance since 2017. The Birds ended the first half with a franchise record 47 wins to just 19 losses.

On the final day before MLB's All-Star break, the Pelicans again threw a no-hitter at home, this time against the Fayetteville Woodpeckers. Schlaffer threw the first three innings and was backed up by Luis Angel Rodriguez, Gregori Montano, Angel Hernandez, and Alfredo Zarraga as the Pelicans went on to win 5-0. The pitching staff combined for 16 strikeouts in the final game of the series.




The Pelicans combined for their second no-hitter of the season on July 17 against the Fayetteville Woodpeckers (from left to right, Alfredo Zarraga, Gregori Montano, Ethan Hearn, Angel Hernandez, Tyler Schlaffer, Luis Angel Rodriguez)

As the promotions to High-A continued for the Pelicans, the young team faded in August, posting just a 9-17 record through the month. Charleston went on to take the second-half title in the division, setting up a divisional round between the two rivals, separated by just two hours.

Game one took place in Charleston on September 13th. In front of their hometown crowd, the RiverDogs jumped out to a 3-0 lead, putting two of those runs on Pelicans' starter Grant Kipp. Myrtle Beach scored their only run on a solo homer by Alcantara in the top of the sixth, but the RiverDogs poured it on with a three-run bottom of the seventh to win the opener 6-1. The series turned back to Myrtle Beach two days later in front of a crowd of over 4,000. After both teams scored two in the opening frame, the RiverDogs plated five in the top of the fourth and three in the top of the eighth to build a 10-2 advantage. A late rally would fall short as the Pelicans were eliminated with a 10-6 game two loss. Charleston went on to sweep the Lynchburg Hillcats in two games to win their second straight league title.

Overall, the Pelicans saw a total of 19 players promoted through the season, with many of them capturing a Midwest League title with the South Bend Cubs. Myrtle Beach racked up two Carolina League weekly awards, one Carolina League monthly award, and five Cubs organization monthly awards. The Birds mounted 35 comeback victories and walked-off winners in six games. Their 78-53 record contained their most wins since the 2016 season.



The Pelicans line up for game two of the Carolina League South Division series against the Charleston RiverDogs. It was the first playoff appearance for Myrtle Beach since 2017. (Larry Kave/Myrtle Beach Pelicans)



YEARLY TEAM PITCHING TOTALS

YEAR	W-L	ERA	CG	SHO	SV	IP	H	R	ER	HR	HB	BB	SO	WP	BK
1999	79-60	3.51	0	0	41	1247.1	1056	552	486	95	31	559	1159	88	1
2000	88-52	2.51	8	4	43	1205.2	908	395	336	68	38	382	1089	63	0
2001	71-67	3.36	4	1	39	1205.2	1086	526	450	88	53	347	1102	54	2
2002	79-61	3.20	8	4	37	1212.2	1098	504	431	65	66	392	1010	53	0
2003	56-82	3.63	4	1	20	1190.2	1147	580	480	75	40	493	978	70	0
2004	75-63	3.44	3	1	19	1203.0	1097	533	460	65	51	456	1051	76	0
2005	61-79	4.11	1	0	9	1233.0	1236	661	563	107	45	545	993	104	0
2006	72-68	4.44	6	1	41	1210.0	1229	673	597	99	54	518	872	64	0
2007	59-80	4.44	1	1	37	1215.1	1212	728	599	106	76	652	1005	112	0
2008	89-51	3.48	4	11	51	1230.2	1102	596	476	88	66	493	1080	71	0
2009	53-84	4.67	3	7	33	1185.2	1199	710	615	86	104	574	1062	110	0
2010	58-82	4.00	2	5	28	1249.0	1261	664	555	83	71	449	1104	76	0
2011	72-67	3.32	3	12	40	1240.1	1124	545	458	76	61	389	1179	87	1
2012	74-65	3.28	3	13	36	1227.2	1116	524	447	80	64	390	1111	64	0
2013	77-62	3.71	2	8	35	1211.2	1091	605	499	87	80	535	1105	91	3
2014	82-56	3.43	1	9	40	1223.2	1095	550	466	80	72	564	1044	84	12
2015	81-57	3.01	2	13	43	1183.0	1035	441	395	63	53	339	921	62	6
2016	82-57	3.47	2	14	48	1226.2	1176	545	473	65	54	411	1032	84	10
2017	73-67	3.65	4	16	42	1215.1	1166	583	493	88	72	430	1110	104	5
2018	61-78	3.51	1	16	36	1178.1	1065	565	460	67	65	433	1064	108	7
2019	55-81	3.96	2	10	26	1171.1	1141	585	516	93	65	385	1083	71	15
2021	59-61	4.39	0	7	25	1032.2	925	582	504	104	71	505	1215	127	23
2022	78-53	3.93	0	11	34	1139.2	951	586	498	81	95	609	1393	153	19

YEARLY TEAM BATTING TOTALS

YEAR	AVG.	AB	R	H	2B	3B	HR	RBI	BB	SO	SB	CS	E
1999	.250	4768	637	1193	240	49	105	578	427	1190	108	54	124
2000	.238	4502	567	1069	225	31	92	503	431	1166	104	57	134
2001	.241	4492	553	1083	221	14	95	512	422	1147	97	72	129
2002	.255	4561	555	1161	218	32	66	501	419	860	136	76	121
2003	.254	4494	506	1142	209	25	68	446	389	914	109	77	118
2004	.256	4518	558	1158	227	32	71	498	397	873	142	73	119
2005	.249	4667	596	1161	248	16	94	538	459	1137	121	76	148
2006	.257	4594	599	1182	223	18	82	551	484	884	152	58	128
2007	.255	4616	583	1178	214	35	82	538	449	970	144	79	148
2008	.260	4678	764	1217	298	35	153	705	518	1019	109	52	173
2009	.245	4519	550	1105	209	23	114	503	353	1063	73	65	166
2010	.238	4733	575	1126	207	36	95	511	416	1070	104	62	154
2011	.256	4737	602	1214	258	34	74	550	427	929	95	55	138
2012	.247	4606	534	1136	215	16	68	472	349	882	113	51	142
2013	.249	4548	621	1134	243	31	64	551	484	1001	132	54	153
2014	.258	4645	683	1200	246	48	111	627	479	1134	154	71	149
2015	.253	4427	581	1118	229	36	66	522	488	866	94	45	84
2016	.254	4617	639	1174	259	41	90	570	531	1075	169	53	124
2017	.252	4621	585	1165	191	24	101	514	410	1079	62	49	135
2018	.232	4360	468	1013	173	21	55	409	447	1052	101	46	155
2019	.227	4272	518	972	190	24	73	463	499	1093	136	75	121
2021	.229	3895	531	892	165	27	73	466	400	1154	71	26	121
2022	.253	4414	746	1115	209	38	113	661	538	1154	124	31	151

POSTSEASON RESULTS

1999 CAROLINA LEAGUE SOUTHERN DIVISION SERIES vs. Kinston Indians

DATE	SITE	RESULT	WINNER	LOSER	SAVE	ATT
September 6	MYRTLE BEACH	W, 6-1	Rivera	Drese	Pacheco	2,402
September 7	Kinston	L, 10-7	Brewington	Voyles	Mays	788
September 8	Kinston	W, 5-3	Pacheco	Sabathia	Greene	902

Myrtle Beach wins best-of-three series, 2-1

1999 CAROLINA LEAGUE MILLS CUP CHAMPIONSHIP SERIES vs. Wilmington Blue Rocks

DATE	SITE	RESULT	WINNER	LOSER	SAVE	ATT
September 9	Wilmington	L, 1-0	George	Lee	Sonnier	2,145
September 10	Wilmington	W, 2-1	Sobkowiak	Thorn	Greene	2,405
September 12	MYRTLE BEACH	W, 6-0	Rivera	Guerrero	Pacheco	3,277
September 13	MYRTLE BEACH	L, 7-3	Thurman	Corey	None	2,642

With best-of-five series tied 2-2, Myrtle Beach and Wilmington declared co-champions due to Hurricane Floyd

2000 CAROLINA LEAGUE MILLS CUP CHAMPIONSHIP SERIES vs. Lynchburg Hillcats

DATE	SITE	RESULT	WINNER	LOSER	SAVE	ATT
September 7	MYRTLE BEACH	W, 2-1	Chavez	Spurling	None	2,123
September 8	MYRTLE BEACH	W, 7-4	Spooneybarger	Padua	Voyles	3,308
September 9	Lynchburg	W, 5-2	Kent	Gonzalez	Voyles	1,258

Myrtle Beach wins best-of-five series, 3-0

2002 CAROLINA LEAGUE SOUTHERN DIVISION SERIES vs. Kinston Indians

DATE	SITE	RESULT	WINNER	LOSER	SAVE	ATT
September 4	Kinston	L, 2-1	Sturkie	Aguilar	None	898
September 5	MYRTLE BEACH	L, 5-4	Cooper	Roberts	Pinales	1,807

Kinston wins best-of-three series, 2-0

2008 CAROLINA LEAGUE SOUTHERN DIVISION SERIES vs. Winston-Salem Warthogs

DATE	SITE	RESULT	WINNER	LOSER	SAVE	ATT
September 3	MYRTLE BEACH	W, 6-4	Diamond	Long	Tejeda	2,130
September 4	MYRTLE BEACH	L, 6-5	Ely	Rivas	None	1,899
September 5	Winston-Salem	W, 5-1	Rohrbough	Santeliz	None	814
September 6	Winston-Salem	W, 11-5	Reynoso	Dubee	None	650

Myrtle Beach wins best-of-five series, 3-1

2008 CAROLINA LEAGUE MILLS CUP CHAMPIONSHIP SERIES vs. Potomac Nationals

DATE	SITE	RESULT	WINNER	LOSER	SAVE	ATT
September 8	MYRTLE BEACH	L, 15-0	Atilano	Diamon	None	1,457
September 9	MYRTLE BEACH	W, 6-4	Rivas	Mandel	Tejeda	1,877
September 11	Potomac	L, 8-7	Wilkie	Butts	None	1,373
September 12	Potomac	L, 8-2	Arnesen	Rohrbough	None	1,314

Potomac wins best-of-five series, 3-1

2011 CAROLINA LEAGUE SOUTHERN DIVISION SERIES vs. Kinston Indians

DATE	SITE	RESULT	WINNER	LOSER	SAVE	ATT
September 7	MYRTLE BEACH	W, 4-1	Grimm	Cook	West	1,785
September 8	MYRTLE BEACH	L, 8-6	Murata	Hurley	Guilmette	2,116
September 9	Kinston	L, 7-0	Goodnight	De Los Santos	None	1,140
September 10	Kinston	L, 9-2	Rayl	Gomez	None	877

Kinston wins best-of-five series, 3-1

2012 CAROLINA LEAGUE SOUTHERN DIVISION SERIES vs. Winston-Salem Dash

DATE	SITE	RESULT	WINNER	LOSER	SAVE	ATT
September 5	Winston-Salem	W, 4-1	Jackson	Johnson	Rowen	2,324
September 6	Winston-Salem	L, 5-3	Vance	Osborne	Thompson	2,582
September 7	Winston-Salem	L, 9-0	Bassitt	McBride	None	2,898

Winston-Salem wins best-of-three series, 2-1

2013 CAROLINA LEAGUE SOUTHERN DIVISION SERIES vs. Salem Red Sox

DATE	SITE	RESULT	WINNER	LOSER	SAVE	ATT
September 4	Salem	L, 1-0	Younginer	McElwee	None	4,047
September 5	MYRTLE BEACH	L, 4-3	Price	McBride	None	2,449

Salem wins best-of-three series, 2-0

2014 CAROLINA LEAGUE SOUTHERN DIVISION SERIES vs. Salem Red Sox

DATE	SITE	RESULT	WINNER	LOSER	SAVE	ATT
September 3	MYRTLE BEACH	L, 3-1 (10)	Martin	De Los Santos	None	1,302
September 4	MYRTLE BEACH	W, 4-1	Parra	Light	Leclerc	2,523
September 5	MYRTLE BEACH	W, 5-0	James	Kukuk	None	1,835

Myrtle Beach wins best-of-three series, 2-1



POSTSEASON RESULTS

2014 CAROLINA LEAGUE MILLS CUP CHAMPIONSHIP SERIES vs. Potomac Nationals

DATE	SITE	RESULT	WINNER	LOSER	SAVE	ATT
September 6	MYRTLE BEACH	W, 2-0	Bell	Dickson	De Los Santos	1,501
September 7	MYRTLE BEACH	L, 3-0	Bacus	Payano	Mendez	1,518
September 9	Potomac	L, 12-7	Turnbull	Wolff	None	1,372
September 10	Potomac	L, 5-1	Silvestre	Parra	None	1,632

Potomac wins best-of-five series, 3-1

2015 CAROLINA LEAGUE SOUTHERN DIVISION SERIES vs. Winston-Salem Dash

DATE	SITE	RESULT	WINNER	LOSER	SAVE	ATT
September 9	Winston-Salem	L, 2-1	Clark	Underwood Jr.	Goldberg	2,646
September 10	MYRTLE BEACH	W, 4-3	Markey	Almonte	Berg	4,003
September 11	MYRTLE BEACH	W, 4-3	Martinez	Brennan	Garner	2,408

Myrtle Beach wins best-of-three series, 2-1

2015 CAROLINA LEAGUE MILLS CUP CHAMPIONSHIP SERIES vs. Wilmington Blue Rocks

DATE	SITE	RESULT	WINNER	LOSER	SAVE	ATT
September 13	Wilmington	W, 3-2 (10)	Berg	Rico	None	1,575
September 14	Wilmington	W, 2-0	Skulina	Junis	Berg	1,582
September 15	MYRTLE BEACH	W, 3-2	Berg	Rico	None	4,108

Myrtle Beach wins best-of-five series, 3-0

2016 CAROLINA LEAGUE SOUTHERN DIVISION SERIES vs. Salem Red Sox

DATE	SITE	RESULT	WINNER	LOSER	SAVE	ATT
September 7	MYRTLE BEACH	W, 8-1	Clifton	Kopech	None	2,110
September 8	Salem	L, 5-1	Ball	Morrison	None	3,843
September 9	Salem	W, 2-1	Nance	Pimentel	McNeil	2,336

Myrtle Beach wins best-of-three series, 2-1

2016 CAROLINA LEAGUE MILLS CUP CHAMPIONSHIP SERIES vs. Lynchburg Hillcats

DATE	SITE	RESULT	WINNER	LOSER	SAVE	ATT
September 10	MYRTLE BEACH	L, 4-3 (12)	Fitzsimmons	Pugliese	None	1,785
September 11	MYRTLE BEACH	W, 8-3	Norwood	Hartson	None	1,842
September 13	Lynchburg	W, 7-0	Clifton	Lugo	None	1,755
September 14	Lynchburg	W, 5-3	Pugliese	Brown	McNeil	1,848

Myrtle Beach wins best-of-five series, 3-1

2017 CAROLINA LEAGUE SOUTHERN DIVISION SERIES vs. Down East Wood Ducks

DATE	SITE	RESULT	WINNER	LOSER	SAVE	ATT
September 7	Down East	L, 4-1	Hernandez	Rucker	Pelham	1,188
September 8	MYRTLE BEACH	L, 2-1 (7)	Martinez	Mills	Williams	3,225

Down East wins best-of-three series, 2-0

2022 CAROLINA LEAGUE SOUTH DIVISION SERIES vs. Charleston RiverDogs

DATE	SITE	RESULT	WINNER	LOSER	SAVE	ATT
September 13	Charleston	L, 6-1	Goss	Kipp	-	4,004
September 15	MYRTLE BEACH	L, 10-6	Whittle	Vargas	-	4,005

Charleston wins best-of-three series, 2-0



The Pelicans' 2016 title marked the first time the Carolina League had outright back-to-back champions since the Winston-Salem Spirits, who were also a Cubs affiliate, did so in 1985-86.

History

**** As of March 1, 2023**

FROM THE BEACH TO THE BIGS

SORTED ALPHABETICALLY

Player	Year(s) w/ MB	MLB Debut	Team	Player	Year(s) w/ MB	MLB Debut	Team
Cory Abbott (P)	2018	6/5/2021	Cubs	Odubel Herrera (OF)	2012-14	4/6/2015	Phillies
Juan Abreu (P)	2010	8/29/2011	Astros	Mike Hessman (IF)	1999	8/22/2003	Braves
Winston Abreu (P)	1999	8/6/2006	Orioles	Jason Heyward (OF)	2008-09	4/5/2010	Braves
Manny Acosta (P)	2003-05	8/12/2007	Braves	Brandon Hicks (OF)	2008	5/5/2010	Braves
Hanser Alberto (IF)	2012-14	5/29/2015	Rangers	PI Higgins (C)	2017-18	5/19/2021	Cubs
Cory Aldridge (OF)	2000	9/5/2001	Braves	Trey Hodges (P)	2001	9/10/2002	Braves
Jorge Alfaro (C)	2013-14	9/12/2016	Phillies	J.J. Hoover (P)	2009-10	4/25/2012	Reds
Adbert Alzolay (P)	2017,19	6/20/2019	Cubs	Jared Hoying (OF)	2011-12	5/23/2016	Rangers
Elvis Andrus (IF)	2007	4/6/2009	Rangers	Tim Hudson (P)***	2009	6/8/1999	Athletics
Pedro Araujo (P)	2016-17	3/31/2018	Orioles	Luke Jackson (P)	2012-13	9/4/2015	Rangers
Jose Ascanio (P)	2005-06	7/13/2007	Braves	Chuck James (P)	2005	9/28/2005	Braves
Alec Asher (P)	2013	8/30/2015	Phillies	Kelly Johnson (IF)	2002	5/29/2005	Braves
Javier Assad (P)	2019	8/23/2022	Cubs	Brandon Jones (OF)	2005-06	9/16/2007	Braves
Luis Atilano (P)	2006	4/23/2010	Nationals	Eloy Jimenez	2019	3/28/2019	White Sox
Steve Avery (P)**	2000	6/13/1990	Braves	Keone Kela (P)	2014	4/7/2015	Rangers
Luis Avilan (P)	2010	7/14/2012	Braves	Ryan Kelly (P)	2011	6/30/2015	Braves
Kevin Barry (P)	2002	6/26/2006	Braves	Phil Klein (P)	2012-2013	8/1/2014	Rangers
Brandon Beachy (P)	2009	9/20/2010	Braves	Craig Kimbrel (P)	2008-09	5/7/2010	Braves
Matt Belisle (P)	2000	9/7/2003	Reds	Ben Kozlowski (P)	2001-02	11/19/2002	Rangers
Chad Bell (P)	2011-12, 2014	5/10/2017	Tigers	Alex Lange (P)	2018-2019	4/10/2021	Tigers
Jeff Bennett (P)***	2008	4/6/2004	Brewers	Ryan Langerhans (OF)	2000-01	4/28/2002	Braves
Wilson Betemit (IF)	2001	9/18/2001	Braves	Adam LaRoche (IF)	2001-02	4/7/2004	Braves
Paul Blackburn (P)	2015	7/1/2017	Athletics	Jose Leclerc (P)	2014	7/6/2016	Rangers
Gregor Blanco (OF)	2003-04	3/30/2008	Braves	Anthony Lerew (P)	2004	9/4/2005	Braves
Jung Bong (P)	2000-01	4/23/2002	Braves	Brendon Little (P)	2019	8/30/2022	Cubs
J.C. Boscan (C)	2001-03	10/1/2010	Braves	Jeff Locke (P)	2009	9/10/2011	Pirates
Wilfredo Boscan (P)	2011	5/19/2016	Pirates	Vimalael Manchin (IF)	2017-18	7/26/2020	Athletics
Christopher Bostick (INF/OF)	2014	5/8/2017	Pirates	Dillon Maples (P)	2016-17	9/3/2017	Cubs
David Bote (IF)	2016	4/21/2018	Cubs	Brailyn Marquez (P)	2019	9/27/2020	Cubs
Blaine Boyer (P)	2004	6/12/2005	Braves	Jason Marquis (P)	1999	6/6/2000	Braves
Lewis Brinson (OF)	2014	6/11/2017	Brewers	Andy Marte (IF)	2003	6/7/2005	Braves
Michael Broadway (P)	2008-09	6/13/2015	Giants	Nick Martinez (P)	2013	4/5/2014	Rangers
Jeimer Candelario (IF)	2015	7/3/2016	Cubs	Macay McBride (P)	2003	6/6/2005	Braves
Barbaro Canizares (IF/OF)	2006	6/11/2009	Braves	Brian McCann (C)	2004, 2009***	6/10/2005	Braves
Jose Capellan (P)	2004	9/12/2004	Braves	Chris McGuiness (IF)	2011	6/7/2013	Rangers
Victor Caratini (C)	2015	6/28/2017	Cubs	Billy McKinney (IF)	2015	3/30/2018	Yankees
Erick Castillo (C)	2016	10/1/2021	Cubs	Kris Medlen (P)	2007	5/21/2009	Braves
Ramon Castro (UTIL)	2000	6/21/2004	Athletics	Roman Mendez (P)	2012	7/8/2014	Rangers
Jaye Chapman (P)	2008-10	9/4/2012	Cubs	Dan Meyer (P)	2003	9/14/2004	Braves
Alexander Claudio (P)	2014	8/13/2014	Rangers	Tyson Miller (P)	2018	8/17/2020	Cubs
Paul Clemens (P)	2010	4/9/2013	Astros	Zach Miner (P)	2003	6/4/2006	Tigers
Brad Clontz (P)*	2001	4/26/1995	Braves	Charlie Morton (P)	2006	6/14/2008	Braves
William Collazo (P)	2003	9/5/2007	Mets	Tommy Nance (P)	2016, 2018	5/17/2021	Cubs
Roman Colon (P)	2002	8/21/2004	Braves	Joey Naton (P)	1999	9/23/2000	Cubs
Gerardo Concepcion (P)	2015	6/21/2016	Cubs	Brett Nicholas (C/1B)	2011-12	4/11/2016	Rangers
Willson Contreras (C)***	2017	6/17/2016	Cubs	James Norwood	2016-17	7/11/2018	Cubs
Ryan Cordell (OF)	2014	9/3/2018	White Sox	Brett Oberholzer (P)	2010	4/21/2013	Astros
David Cortes (P)**	2001	8/30/1999	Braves	Rougned Odor (2B)	2013	5/8/2014	Rangers
Erik Cordier (P)	2009	9/3/2014	Giants	Mike Olt (IF)	2011	8/2/2012	Rangers
Kyle Davies (P)	2004	5/21/2005	Braves	Peterson T. Orr (UTIL IF)	2001-02	4/5/2005	Braves
Joe Dawley (P)	2001	9/29/2002	Braves	Joseph Ortiz (P)	2011	3/31/2013	Rangers
Randall Delgado (P)	2010	6/17/2011	Braves	Jimmy Osting (P)	2000	5/2/2001	Padres
Chris Denorffa (IF)***	2015	9/7/2005	Reds	James Parr (P)	2006-07	9/4/2008	Braves
Mark DeRosa (IF)***	2002	9/2/1998	Braves	Tyler Payne (C)	2019	10/3/2021	Cubs
Joey Devine (P)	2005-06	8/20/2005	Braves	Brayan Pena (C)	2002-03	5/23/2005	Braves
Scott Diamond (P)	2008	7/18/2011	Twins	Tony Pena Jr. (IF)	2003	4/13/2006	Braves
Ryan Drese (P)*	2007	7/29/2001	Indians	Martin Prado (IF)	2005	4/23/2006	Braves
Jon Edwards (P)	2012-2013	8/15/2014	Rangers	Scott Proctor (P)	2010***	4/20/2004	Yankees
Scott Effross (P)	2017-17, 2019	8/29/2021	Cubs	Horacio Ramirez (P)	2000	4/2/2003	Braves
Cody Ege (P)	2013-14	4/23/2016	Marlins	Neil Ramirez (P)	2011	4/25/2014	Cubs
Jerad Eickhoff (P)	2013	8/21/2015	Phillies	Cory Rasmus (P)	2010	5/22/2013	Braves
John Ennis (P)	2001	4/10/2002	Braves	Jo-Jo Reyes (P)	2006	7/7/2007	Braves
Robbie Erlin (P)	2011	4/30/2013	Padres	Luis Rivera (P)	1999	4/4/2000	Braves
Jeremiah Estrada (P)	2021	8/30/2022	Cubs	Ethan Roberts (P)	2019	4/9/2022	Cubs
Andrew Faulkner (P)	2014	8/31/2015	Rangers	Drew Robinson (INF/OF)	2013	4/5/2017	Rangers
Tyler Flowers (C)	2008	9/3/2009	White Sox	Manny Rodriguez (P)	2019	7/30/2021	Cubs
Wilmer Font (P)	2012	9/18/2012	Rangers	Jhon Romero (P)	2018	9/24/2021	Nationals
John Foster (P)	2000	4/24/2002	Braves	Robbie Ross (P)	2011	4/8/2012	Rangers
Jeff Francoeur (OF)	2004	7/7/2005	Braves	Ben Rowen (P)	2012	6/15/2014	Rangers
Freddie Freeman (IF)	2009	9/1/2010	Braves	Michael Rucker (P)	2017	7/30/2021	Cubs
Rafael Furcal (IF)	1999	4/4/2000	Braves	Jarrod Saltalamacchia (C)	2005	5/2/2007	Atlanta
Joey Gallo (IF/OF)	2014	6/2/2015	Rangers	Clint Sammons (C)	2006-07	9/12/2007	Braves
Leury Garcia (IF)	2011	4/6/2013	Rangers	Luis Sardinas (SS)	2013	4/20/2014	Rangers
Cory Gearrin (P)	2008-09	4/25/2011	Braves	Jordan Schafer (OF)	2007-08	4/5/2009	Braves
Marcus Giles (IF)	1999, 2004***	4/17/2001	Braves	Taylor Scott	2015	6/8/2019	Mariners
Trent Giambrone (INF)	2017	9/29/2021	Cubs	Jason Shieff (P)	1999	9/8/2002	Padres
Tom Glavine (P)***	2008	8/17/1987	Braves	Zack Short (IF)	2017	4/21/2021	Tigers
Alex "Chi Chi" Gonzalez (P)	2013-14	5/30/2015	Rangers	Scott Sobkowski (P)	1999, 02	10/7/2001	Cubs
Phillip Gosselin (IF/OF)	2010	8/16/2013	Braves	Jorge Soler (OF)***	2015	8/27/2014	Braves
Nick Green (IF)	2000-01	5/15/2004	Braves	Tim Spooneyer (P)	2000	9/5/2001	Braves
Justin Grimm (P)	2011	6/16/2012	Rangers	Zeke Spruill (P)	2010	6/21/2013	D'Backs
Mike Hampton (P)***	2008	4/17/1993	Mariners	Adam Stern (OF)	2002-03	7/7/2005	Red Sox
Jacob Hannemann (OF)	2015	9/9/2017	Mariners	Justin Steele (P)	2017-18	4/12/2021	Cubs
Tommy Hanson (P)	2007-08	6/7/2009	Braves	Ryan Strauszberger (OF)	2011	8/5/2015	Rangers
Ian Happ (INF/OF)	2016	5/13/2017	Cubs	Matt Swarmer (P)	2018	5/30/2022	Cubs
Matt Harrison (P)	2006	7/8/2008	Rangers	Jesus Sucre (C)	2009-10	5/24/2013	Mariners
Thomas Hatch (P)	2017	7/26/2020	Blue Jays	Julio Teheran (P)	2010	5/7/2011	Braves
Deunte Heath (P)	2007-08	1/1/2012	White Sox	Tomas Telis (C)	2012	8/25/2014	Rangers
Kyle Hendricks (P)	2012	7/10/2014	Cubs	Nick Tepesch (P)	2012	4/9/2013	Rangers
Diory Hernandez (IF)	2005-07	5/21/2009	Braves	Chuck Thomas (OF)	2001-03	6/23/2004	Braves
Gorkys Hernandez (OF)	2008	5/21/2012	Pirates	Keegan Thompson (P)	2018	5/2/2021	Cubs
Luis Hernandez (IF)	2004	7/8/2007	Orioles	Scott Thorman (IF)	2003-04	6/18/2006	Braves

*Did not return to big leagues after playing in Myrtle Beach

***MLB Rehab Assignment

**Debuted in the big leagues prior to playing in Myrtle Beach but returned to the majors

SORTED ALPHABETICALLY

Player	Year(s) w/ MB	MLB Debut	Team
Steve Torrealba (C)	1999-00	10/6/2001	Braves
Gleyber Torres (IF)	2016	4/22/2018	Yankees
Jen-Ho Tseng (P)	2015	9/14/2017	Cubs
Erich Uelmen (P)	2018	7/22/2022	Cubs
Duane Underwood Jr.	2015-16	6/25/18	Cubs
Jonny Venters (P)	2007-08	4/17/2010	Braves
Christian Villanueva (INF)	2012	9/18/2017	Padres
Arodys Viscaino (P)	2010	8/10/2011	Braves
Jason Vosler (IF)	2016	4/24/2021	Giants
Brad Voyles (P)	1999-01	9/8/2001	Royals
Adam Wainwright (P)	2002	9/11/2005	Cardinals
Chris Waters (P)	2002-05	8/5/2008	Orioles
Matt West (P)	2011-2012	7/10/2014	Rangers
Sean White (P)	2004-05	4/4/2007	Mariners
Joe Wieland (P)	2011	4/14/2012	Padres
Nick Williams (OF)	2014	6/30/2017	Phillies
Joe Winkelsas (P)**	2001	4/10/1999	Braves
Dewayne Wise (OF)**	2004	4/6/2000	Blue Jays
Jared Young (IF)	2018	9/16/2022	Cubs
Matt Young (OF)	2006-07	4/3/2011	Braves
Mark Zagunis (OF)	2015	6/22/2017	Cubs
Ben Zobrist (U) ***	2019	8/1/2006	Devil Rays

*Did not return to big leagues after playing in Myrtle Beach

***MLB Rehab Assignment

**Debuted in the big leagues prior to playing in Myrtle Beach but returned to the majors

ALL-TIME ROSTER

HISTORY | ALL-TIME ROSTER



ABREU, Juan (P)	2010
ABREU, Winston (P)	1999
ACOSTA, Jorge (P)	2007
ACOSTA, Manny (P)	2003-05
ADAIR, Travis (OF)	2011
ADEMAN, Aramis (IF)	2018-19
ADAMS, Trever (IF)	2013
AGUILAR, Ray (P)	2002, '04
ALAMO, Tyler (C)	2017-18
ALBERT, Rick (Hitting Coach)	2007-10
ALBERTO, Hanser (IF)	2012-14
ALBERTOS, Jose (P)	2021
ALCANTARA, Kevin (OF)	2022
ALCANTARA, Ricky (Trainer)	2006-07
ALDRIDGE, Cory (OF)	2000
ALFARO, Jorge (C)	2013-14
ALIENDO, Pablo (C)	2021
ALMONTE, Jose (P)	2021
ALVAREZ, Juan Azael (P)	2005
ALVAREZ, Roberto (OF)	2007-08
ALZOLAY, Adbert (P)	2017, '19
AMAYA, Gioskar (C)	2016
AMAYA, Miguel (C)	2019
AMERICAAN, Edmond (OF)	2021
ANDERSON, Chris (C)	2008-10
ANDERSON, Devin (P)	2006
ANDERSON, Travis (C)	2002
ANDRUS, Elvis (IF)	2007
ARAUJO, Pedro (P)	2016-17
ARIAS, Michael (P)	2022
ARTIS, D.J. (OF)	2019
ARNOLD, Derrick (IF)	2007, '08
ASSAD, Javier (P)	2019
ASCANIO, Jose (P)	2005-06
ASHER, Alec (P)	2013
ATILANO, Luis (P)	2006
AVERY, Steve (P)	2000
AVILA, Gerardo (IF)	2010
AVILAN, Luis (P)	2010
AYALA, Luis (OF)	2018



BAEZ, Jeffrey (OF)	2015-16
BAILEY, Buddy (Manager)	2016-18, 2021
BAKER, Ryan (P)	2002
BALAGUERT, Yasiel (IF)	2016
BALEGO, Cam (IF)	2019
BALLESTEROS, Moises (C)	2022
BARBA, Ryan (SS)	2010
BARKSDALE, James (C)	2005-06
BARRETT, Eric (P)	2009

BARRY, Kevin (P)	2002
BASNER, Ryan (P)	2004
BASS, Jayson (OF)	1999
BAUTISTA, Flemin (INF)	2021
BEACHY, Brandon (P)	2009
BECK, Preston (OF)	2013-14
BELISLE, Matt (P)	2000
BELL, Chad (P)	2011-12
BENNETT, Jeff (P)	2008
BENNETT, Paul (IF)	2007-08
BENT, Andy (P)	2001
BERG, David (P)	2015-17
BERNARD, Miguel (C)	2003-05
BERRYHILL, Thomas (P)	2010
BETEMIT, Wilson (IF)	2001
BETHENCOURT, Jhonny (IF)	2019
BLACKBURN, Paul (P)	2015
BLAKENEY, Jacob (P)	2004-05
BLANCO, Gregor (OF)	2003-04
BLOOMQUIST, Casey (P)	2017-18
BOBBITT, Seth (P)	2005
BODENHAMER, Jeff (Trainer)	2011-13
BOLDEN, Jared (OF)	2011
BOLINGER, Royce (OF)	2013-14
BONG, Jung (P)	2000-01
BORES, Ryan (P)	2014
BOSCAN, J.C. (C)	2001-03
BOSCAN, Wilfredo (P)	2011
BOSTICK, Christopher (IF)	2014
BOTE, David (IF)	2016
BOYER, Blaine (P)	2004
BRAZIS, Matt (P)	2015
BRIGNAC, Junior (OF)	1999-01
BRINSON, Lewis (OF)	2014
BRITTON, Phillip (C)	2008
BROADWAY, Michael (P)	2008-09
BROCKMEYER, Cael (C)	2015-16
BRONOWICZ, Scott (C)	1999-00
BROOKS, Craig (P)	2016-17
BROWN, Kevin (IF)	2002
BROWN, Kevin (OF)	2015
BUCKEL, Cody (P)	2012, 2014
BUCKELEW, James (P)	2018
BULLOCK, Tyler (P)	2005-07
BURKS, Charcer (OF)	2016
BURROWS, Angelo (OF/P)	2003-05
BURRUS, Josh (OF)	2005
BUSH, Paul (P)	2003-05
BUTLER, Matt (P)	2001, '03
BYRD, Grayson (INF)	2021

History



***MLB Rehab assignment, not on the official active roster



History



DOYLE, Andrew (P)	2011	GARCIA, Edwin (IF)	2012-14
DRESE, Ryan (P)	2007	GARCIA, Julio (Hitting Coach)	2011-12
DUMESNIL, Bryan (P)	2007-08	GARCIA, Leury (IF)	2011
DUNCAN, Mariano (Hitting Coach)	2014-16	GARCIA, Martire (P)	2014
DUNSTON JR., Shawon (OF)	2015-16	GARCIA, Reivaj (INF)	2021-22
DURAN, Carlos (OF)	2003-05	GARCIA, Robert (OF)	2017
DURNA, Tyler (IF)	2019	GARIA, Chris (OF)	2014
		GARNER, David (P)	2015
		GAWER, Matt (P)	2001
		GEARRIN, Cory (P)	2008-09
EDWARDS, Jon (P)	2012-13	GIAMBRONE, Trent (IF)	2017
EFFROSS, Scott (P)	2016-17, '19	GILES, Marcus (IF)	1999, '04
EGE, Cody (P)	2013	GLAVINE, Tom (P)	2008
EICKHOFF, Jerad (P)	2013	GLOWICKI, Brian	2019
ELY, Andrew (IF)	2015-16	GOLD, Andrew (Development Coach)	2022
EMBRY, Byron (P)	1999	GOMEZ, Jhonny (IF)	2012
ENDL, Brady (P)	2005	GOMEZ, Kennil (P)	2011
ENNIS, John (P)	2001	GOMEZ, Yapson (P)	2018
ERLIN, Robbie (P)	2011	GONZALEZ, Alex "Chi Chi" (P)	2013
ESPINOZA, Manuel (P)	2021	GONZALEZ, Angel (P)	2022
ESQUIVEL, Matt (OF)	2005	GONZALEZ, Eric	2019
ESTRADA, Jeremiah (P)	2021	GONZALEZ, Jose Miguel (P)	2021-22
EVANS, Dustin (P)	2007-08	GONZALEZ, Saul	2022
EVERT, Brett (P)	2001-02	GOSSELIN, Phil (IF)	2010
		GRAUS, Mike (Trainer)	1999-02
FABRIZIO, Miguel (C)	2021-22	GRAY, Michael (P)	2000
FAGAN, Peter (Athletic Trainer)	2015	GRAYSON, Christopher (OF)	2012-14
FARRIS, James (P)	2015-16	GREEN, Nick (UTIL)	2000-01
FAULKNER, Andrew (P)	2014	GREENE, Ryan (P)	1999-00
FELLMAN, Nick (P)	2008	GREGG, Tommy (Coach)	2001
FENNELL, Grant (IF/OF)	2019	GRESS, Randy (IF)	2008-10
FIORÉ, Curt (IF/OF)	2001	GRIMM, Justin (P)	2011
FISHER, Michael (IF)	2007, 09	GUNDERSON, Kevin (P)	2007-08
FLACH, Jason (P)	1999	GUSTAFSON, Tim (P)	2009
FLECK, Will (P)	1999-00	GUTIERREZ, Chris (Assistant Coach)	2015
FLETE, Bryant (IF)	2016-17	GUTIERREZ, Jose (OF)	2018-19
FLOWERS, Tyler (C)	2008	GUZMAN, Carlos (IF)	2005
FONT, Wilmer (P)	2012		
FONTAINE, Chase (IF)	2007		
FORBES, Mike (IF)	2002	HAMPTON, Mike (P)***	2008
FOSTER, John (P)	2000	HANKINS, Jordan (C)	2015
FRACHISEUR, Zach (P)	1999	HANNEMANN, Jacob (OF)	2015
FRANCIS, David (P)	2009-10	HANSEN, GUY (P)	2009
FRANCOEUR, Jeff (OF)	2004	HANSON, Mike (IF)	2003
FRANKLIN, Christian (OF)	2021	HANSON, Tommy (P)	2007-08
FREEMAN, Freddie (IF)	2009	HAPP, Ian (IF)	2016
FULLER, Chais (IF)	2009	HARRILCHAK, Cory (OF)	2010
FURCAL, Rafael (IF)	1999	HARRIS, Ty'Relle (P)	2010
		HARRISON, Matt (P)	2006
		HARVEY, Ryan (P)	2013
GALINDO, Wladimir (IF)	2018-19	HATCH, Thomas (P)	2017
GALLARDO, Richard (P)	2021-22	HEARN, Ethan (C)	2021-22
GALLO, Joey (IF)	2014		

***MLB Rehab assignment, not on the official active roster



HEATH, Deunte (P)	2007-08	
HECHT, Ben (P)	2019	
HEDGES, Zach (P)	2016	
HEESCH, Michael (P)	2015	
HEIDENFELDER, Adam (P)	2021	
HEMINGWAY, Jamie (OF)	2004	
HENDRICKS, Kyle (P)	2012	
HENRY, Ben (P)	2012	
HENRY, Doug (Pitching Coach)	2005	
HENRY, Randy (P)	2012	
HERNANDEZ, Angel (P)	2022	
HERNANDEZ, Buddy (P)	2001	
HERNANDEZ, Diory (IF)	2005-07	
HERNANDEZ, Frank (OF)	2022	
HERNANDEZ, Gorkys (OF)	2008	
HERNANDEZ, Luis (IF)	2004	
HERNANDEZ, Moises (P)	2006-07, '09	
HERNANDEZ, Victor (C)	2006	
HERNDON, Eric (P)	2001	
HERR, Aaron (IF)	2003	
HERRERA, Odubel (IF)	2012-14	
HERRON, Jimmy (OF)	2019	
HERZ, DJ	2021	
HESSMAN, Mike (IF)	1999	
HEYWARD, Jason (OF)	2008	
HICKS, Brandon (IF)	2008	
HIGGINS, P.J. (C)	2017-18	
HILL, Darius (OF)	2021	
HILLIGOSS, Mitch (IF)	2011	
HOCKIN, Chad (P)	2018-19	
HODGE, Porter (P)	2021-22	
HODGES, Casey (P)	2009	
HODGES, Jesse (IF)	2016-17	
HODGES, Trey (P)	2001	
HOLMAN, Brad (Pitching Coach)	2011-12	
HOLMBERG, Kenny (Coach)	2012	
HOLT, J.C. (IF)	2006	
HOOVER, J.J. (P)	2009-10	
HOWARD, Ed (INF)	2021	
HOYING, Jared (OF)	2011-12	
HUBERMAN, Marc (P)	2017	
HUDSON, Bryan (P)	2018-19	
HUDSON, Tim (P)***	2009	
HULL, Nick (P)	2022	
HUMA, Josue (INF)	2021	
HURLEY, Trevor (P)	2011	
HYDE, Lee (P)	2007-09	
IHRIG, Tyler (P)	2015-16	
INGLE, Randy (Manager)	2002-05	
IORG, Isaac (IF)	2003-04	
JACKSON, Luke (P)	2012-13	
JAMES, Andres (IF)	2011	
JAMES, Chad (P)	2014	
JAMES, Chuck (P)	2005	
JAMES, Willie (IF)	2004-06	
JANSEN, Ardley (OF)	2004-06	
JARAMILLO, Gabriel (P)	2021	
JARMON, Jamie (OF)	2014	
JEFFCOAT, Bryon (IF)	2002-03	
JESSON-DALTON, Tanner (P)	2022	
JIMENEZ, Eloy (OF)	2017	
JOHNSON, Benji (C)	2009	
JOHNSON, Cody (OF)	2009-10	
JOHNSON, Kelly (IF)	2002	
JOHNSON, Mark (Manager)	2015	
JONES, Beau (P)	2007	
JONES, Brandon (OF)	2005-06	
JONES, Damien (OF)	2001-02	
JONES, Mike (IF)	2010	
JONES, Mycal (IF)	2010	
JONES, Travis (IF)	2008, '10	
JOSEPH, Onil (OF)	2004, 06	
JUNG, Sung Ki (P)	2007	
JURICH, Mark (IF)	2005-06	
JURRIES, James (IF)	2002	
KA'AIHUE, Isaiah (IF,C)	2006-07	
KATZ, Alex (P)	2021	
KELA, Keone (P)	2014	
KELLOGG, Ryan (P)	2017-19	
KELLY, Daniel (P)	2001	
KELLY, Garrett (P)	2018-19	
KELLY, Ryan (P)	2011	
KENDALL, Cody (P)	2013	
KENNELLY, Matt (C)	2009-10	
KENT, Mailon (OF)	2002	
KENT, Nathan (P)	2000	
KEPLER, Matt (Strength Coach)	2010	
KIKER, Kasey (P)	2011	
KILLIAN, Colby (P)	2011	
KIMBREL, Craig (P)	2008-09	
KING, Bryan (P)	2022	
KING, Brendan (P)	2019	
KLEIN, Phil (P)	2012-13	
KNAPP, Jason (P)	2014	
KOBOS, Scott (P)	2021	
KOZLOWSKI, Ben (P)	2001-02	
KREKE, Jordan (IF)	2010	
KRZEMINSKI, Austin (P)	2021	

***MLB Rehab assignment, not on the official active roster





LACKEY, Steve (IF)	1999
LACY, Rollie (P)	2018
LAMB, Will (P)	2013-14
LANGERHANS, Ryan (OF)	2000-01
LANGE, Alex (P)	2018-19
LAROCHE, Adam (IF)	2001-02
LASKEY, Adam (P)	2021-22
LAWLOR, Ryan (P)	2019
LEAKE, RYAN (Coach)	2014
LEAL, Erick (P)	2016, '18-19
LEAL, Jaeme (1B/DH)	2001
LECLERC, Jose (P)	2014
LEE, C.J. (OF)	2008-09
LEE, Garrett (P)	1999-00
LEHR, Ryan (1B/DH)	1999-00
LEREW, Anthony (P)	2004
LETSON, Wes (P)	2005-06
LEWIS, Daniel (P)	2016
LEWIS, Derrick (P)	1999
LEWIS, Richard (IF)	2002
LEZCANO, Sixto (Coach)	2000
LINARES, Donell (IF)	2009
LITTLE, Brendon (P)	2019
LOADENTHAL, Carl (OF)	2005-06
LOCKE, Jeff (P)	2009
LOCKHART, Daniel (IF)	2015-16
LONTAYO, Alex (P)	2001
LOPEZ, Daniel (P)	2012
LOPEZ, Gonzalo (P)	2003, '06, '08
LORENZO, Matt (P)	2005
LORICK, Jeff (P)	2010
LOUX, Barret (P)	2011
LOWEY, Jason (P)	2010
LUCCI, Chris (Strength Coach)	2009
LUGO, Luis (P)	2019
LUNDAHL, Chad (IF)	2008-09
LYMAN, Jeff (P)	2007-08
LYON, David (C)	2014



MABRY, Barry (P)	2003
MACHIN, Vimaël (IF)	2017-18
MADE, Kevin (INF)	2021-22
MALONEY, Joe (IF/C)	2013
MALOOF, Jack (Coach)	2002-04
MANNING, Pat (IF)	2001-02
MAPLES, Dillon (P)	2016-17
MARCIAL, Robert (IF)	2006-09
MARKEY, Brad (P)	2015
MARQUEZ, Brailyn (P)	2019
MARQUIS, Jason (P)	1999

MARTE, Andy (IF)	2003
MARTIN, Ben (Development Coach)	2021
MARTIN, Riley (P)	2021-22
MARTIN, Trey (OF)	2015-16
MARTINEZ, Eddy (OF)	2017
MARTINEZ, Guillermo (Hitting Coach)	2017
MARTINEZ, Jonathan (P)	2015-16
MARTINEZ, Lionel (P)	1999
MARTINEZ, Lou (IF)	1999, '01-02
MARTINEZ, Nick (P)	2013
MARTINEZ, Teodoro (OF)	2012
MARVAL, Osman (C/IF)	2010
MATT, Peter (OF)	2021-22
MAVARE, Arlett (P)	2013
McBRIDE, Macay (P)	2003
McBRIDE, Nicholas (P)	2012-13
McCANN, Brian (C)	2004, '09***
McCARTHY, Bill (OF)	2002
McCLENDON, Matt (P)	2000-02, '04
McDANIEL, Denny (P)	2003
McELWEE, Josh (P)	2012-14
McGILL, Shawn (C)	2010
McGUINNESS, Chris (IF)	2011
McKEON, Scott (IF)	2022
McKINNEY, Billy (OF)	2015
McNEAL, Ryan (Strength Coach)	2012
McNEIL, Ryan (P)	2016
MEDLEN, Kris (P)	2007
MEHLICH, Mike (P)	2009
MEJIA, Ernesto (IF)	2008-09
MEKKES, Dakota (P)	2017
MENDEZ, Anthony (P)	2022
MENDEZ, David (P)	2003
MENDEZ, Luis (IF)	2014
MENDEZ, Roman (P)	2012
MENDOZA, Francisco (P)	2012
MERRICKS, Matt (P)	2003-04
MERVIS, Matt (INF)	2021
MEYER, Dan (P)	2003
MIKULIK, Joe (Manager)	2014
MILBURN, Adam (P)	1999
MILES, Cole (OF)	2009-10
MILLER, Anthony (Strength Coach)	2013-14
MILLER, Chas (Trainer)	2009-10
MILLER, Greg (OF)	2003
MILLER, Kyle (P)	2017-18
MILLER, Matt (P)	2002-03
MILLER, Tyson (P)	2018
MILLIGAN, Adam (OF)	2009-10
MILLS, Alec (P)	2017
MINCH, Jordan (P)	2016-18
MINEO, Alberto (C)	2015

***MLB Rehab assignment, not on the official active roster



MINER, Zach (P)	2003	PAGAN, Ezequiel (OF)	2021-22
MINTZ, Steve (Pitching Coach)	2013-14	PAISANO, David (OF)	2011
MIRANDA, Humberto (Coach)	2013	PALENCIA, Daniel (P)	2021
MITCHELL, Humberto (OF)	2018-19	PALICA, Tommy (P)	2009-10
MONASTERIO, Andruw (IF)	2017-18	PANIAGUA, Juan (P)	2015
MONEGRO, Jose (P)	2012-14	PARLIAMENT, Adam (OF)	2006
MONK, Brandon (IF)	2007	PARR, James (P)	2006-07
MOODY, Shayne (IF)	2010	PARRA, Christian (P)	2000
MORA, Juan (IF)	2022	PARRA, Luis (P)	2013-14
MORENO, Erling (P)	2019	PASSANTINO, Jeffrey (P)	2019
MORENO, Jose (P)	2021	PATTERSON, Jack (P)	2019
MORENO, Koen (P)	2022	PAULA, Adonis (P)	2017
MORRISON, Preston (P)	2016	PAULINO, Angelo (P)	2010
MORRIS, Jason (Strength Coach)	2016-17	PAULINO, Jose (P)	2018
MONTANO, Gregori (P)	2022	PAYANO, Nelson (P)	2006-07
MORTIMER, Mark (C)	1999-01	PAYNE, Tyler (C)	2019
MORTENSEN, Clayton (Pitching Coach)	2021-22	PAYANO, Victor (P)	2013-14
MORTON, Charlie (P)	2006	PEARSON, Tyler (C)	2016-18
MUELLER, Mike (P)	2004	PEGUERO, Yeiler (IF)	2018-19
MURRAY Jr., BJ (IF)	2022	PENA, Brayan (C)	2002-03
MYERS, Connor (OF)	2017-18	PENA, Raymond (C)	2021
-N-		PENA, Tony (IF)	2003
NAHAS, Joe (P)	2021	PENALVER, Carlos (IF)	2015
NANCE, Tommy (P)	2016, '19	PERALTA, Efigenio (P)	2004
NATION, Joey (P)	1999	PERALTA, Starling (P)	2015
NELSON, Brad (P)	2006-07	PEREDA, Jhonny (C)	2018
NELSON, Bubba (P)	2002	PEREZ, Brallan (IF)	2014
NELSON, Dan (IF)	2010	PEREZ, Josue (Hitting Coach)	2013-14
NEVAREZ, Dean (C)	2021	PERTUZ, Fabian (INF)	2021
NICHOLAS, Brett (C)	2011-12	Peters, Mathew (P)	2022
NIX, Michael (P)	2006-07	PETERS, Yaron (IF)	2003
NORMAN, Dan (Coach)	1999	PEYTON, Tyler (P)	2018-19
NORWOOD, James (P)	2016-17	PIERCE, Tony (P)	2000
NULL, Jeremy (P)	2015-17	PIETERS, Chris (OF)	2018
NUNEZ, Eduarniel (P)	2021	PINANGO, Yohendrick (OF)	2021
NWOGU, Jordan (OF)	2021	POLLAKOV, Steven (Hitting Coach)	2022
-O-		POPE, Van (IF/P)	2005-06, '10
OBERHOLTZER, Brett (P)	2010	POWELL, Brandon (IF)	2008
OCAMPO, Carlos (P)	2021	POWELL, Walker (P)	2021-22
ODOR, Rougner (IF)	2013	PRADO, Martin (IF)	2005
OLT, Mike (IF)	2011	PRINCE, Jared (OF)	2011
ONAKA, Hirotoshi (OF)	2013	PROCTOR, Scott (P)	2010
OPITZ, Casey (C)	2021	PRUNEDA, Benino (P)	2009-10
OQUENDO, Johzan (P)	2022	PUCETAS, Kevin (P)	2013-14
ORR, Peterson T. (IF/OF)	2001-02	PUDEWELL, Nate (P)	2005
ORTEGANO, Jose (P)	2009-10	PUENTE, DAN (Hitting Coach)	2021
ORTIZ, Joe (P)	2011	PUGH, Josh (C)	1999-00
OSBORNE, Zach (P)	2011-12	PUGLIESE, James (P)	2015-16
OSTING, Jimmy (P)	2000	PYZIK, Steve (C)	2005-06
OSUNA, Edgar (P)	2009	-Q-	
OWINGS, Jon Mark (OF)	2008-09	QUINTERO, Malcom (C)	2022
OXENDINE, Chad (Bullpen Catcher)	2011	-R-	
-P-		RAKKAR, Jasvir (P)	2015
PACHECO, Delvis (P)	1999, '01	RAMIREZ, Horacio (P)	2000



RAMIREZ, Pedro (IF)	2022	ROSE, Matt (IF)	2017
RAMIREZ, Neil (P)	2011	ROSS, Jason (OF)	1999
RASMUS, Cory (P)	2010	ROSS, Robbie (P)	2011
RAYO, Pedro (P)	2005	ROWEN, Ben (P)	2012
REED, Austin (P)	2015	ROZEMA, Michael (IF)	2005-07
REED, Sheldon (P)	2021-22	RUCKER, Mike (P)	2017
REESE, Nate (C)	2000	RUELAS, Alonzo (C)	2004-05
REID, Bailey (P)	2021	RUSSELL, Stephen (P)	2006
REINDL, Jake (P)	2021-22		
REINOSO, Nathaniel (OF)	2000	SALAS, Jose (C)	2003-04
RENTERIA, Edinson (Coach)	2003	SALTALAMACCHIA, Jarrod (C)	2005
REYES, Jimmy (P)	2011-12	SALVADOR, Andricson (P)	2022
REYES, Jo-Jo (P)	2011-12	SAMMONS, Clint (C)	2006-07
REYNOSO, REYNOSO, Ryne (P)	2007-08	SANTAMARIA, Jahdiel (OF)	2010
REYNOLDS, Luke (IF)	2019	SANTANA, Tyler (P)	2022
REYNOLDS, Ryan (IF)	2021	SANTANA, Yeison (INF)	2021-22
RICE, Ian (C)	2016	SANTIAGO, Jose (P)	2007
RICHAN, Paul (P)	2019	SANTOS, Arthur (P)	2006
RICHARDS, Glen (P)	2005	SARDINAS, Luis (IF)	2013
RICHARDSON, Jason (P)	2004-05	SAUNDERS, Tim (IF)	2015
RICHMOND, Josh (OF)	2012	SCALZO JR., Frankie (P)	2021-22
RIVAS, Carlos (P)	2008-09	SCHADE, Scott (IF)	2005-06
RIVERA, Luis (P)	1999	SCHAFER, Jordan (OF)	2007
RIVERO, Alejandro (IF)	2022	SCHARRER, Jim (1B/DH)	1999
ROAT, Kyle (C)	2003	SCHLAFFER, Tyler (P)	2021-22
JOB DALLAS ROBERTS, Brandon (OF/IF)	2003	SCHLEHUBER, Braeden (C)	2010
ROBERTS, Ethan (P)	2019	SCHREIBER, Zach (P)	2005-06
ROBERTS, Nick (Athletic Trainer)	2022	SCHUERHOLZ, Jon (IF)	2004
ROBERTS, Ralph (P)	2003-06	SCHWENDEL, Paul (P)	2010
ROBINSON, Drew (IF)	2013	SCOTT, Tayler (P)	2015
RODEGAUGH, Ryan (P)	2011	SENCION, Carlos (P)	2007-08
RODGERS, Chad (P)	2009-10	SEPULVEDA, Carlos (IF)	2017, '19
RODRIGUEZ, Concepcion (OF)	2008	SERRA, Bryan (INF)	2021-22
RODRIGUEZ, Dawel (P)	2021	SERRANO, Ray (C)	2002, '04-05
RODRIGUEZ, Geraldo (IF)	2009-10	SHEHAN, Chris (OF)	2009-10
RODRIGUEZ, Jeff (C)	1999, 01	SHIELL, Jason (P)	1999
RODRIGUEZ, Jose (P)	2003	SHORT, Wyatt (P)	2018
RODRIGUEZ, Luis Angel (P)	2021-22	SHORT, Zack (IF)	2017
RODRIGUEZ, Manul (P)	2019	SHULTS, Stephen (OF)	2009
RODRIGUEZ, Ricardo (IF/P)	2002	SHUMATE, Jacob (P)	1999
ROEDERER, Cole (OF)	2022	SIERRA, Jonathan (OF)	2021
ROGERS, Jacob (IF)	2015	SILVA, Yohan (OF)	2008
ROHRBOUGH, Cole (P)	2008-10	SIME, Samuel (IF)	2010
ROJAS, Randal (P)	2012	SIMMONS, Jerry (OF)	2000
ROMERO, Jhon (P)	2018	SKOLE, Jake (OF)	2012-13
ROMERO, Jose (P)	2022	SKULINA, Tyler (P)	2015
RONDON, Manuel (P)	2018-19	SMALLEY, Mike (P)	2001
ROOF, Jonathan (IF)	2011	SMITH, Austin (Strength Coach)	2021
ROQUE, Oliver (P)	2022	SMITH, Dan (P)	2005-06
ROSARIO, David (Pitching Coach)	2015	SMITH, Tyler (P)	2013
ROSARIO, Jose (P)	2016	SMOTHERS, Stewart (OF)	1999-00
ROSARIO, Johnny (Bench Coach)	2022	SNITKER, Brian (Manager)	1999-01





HISTORY | PELICANS FRANCHISE HISTORY

SOBKOWIAK, Scott (P)	1999, '02
SOJO, Alberto (P)	2021
SOLER, Jorge (OF)***	2015
SOTO, Wally (C)	2022
SPENCE, Liam (IF)	2022
SPENCER, Jeff (OF)	1999
SPINGOLA, Daniel (OF)	2016-18
SPOONEYBARGER, Tim (P)	2000
SPRENGER, Justin (P)	2014
SPRUILL, Zeke (P)	2010
STAFFORD, SAM (P)	2014
STAMBAUGH, Dalton (P)	2021
STANLEY, Adam (P)	2007
STARTUP, Will (P)	2006
STEELE, Justin (P)	2017-18
STERN, Adam (OF)	2002-03
STEVENS, Felix (OF)	2021-22
STEVENS, Jake (P)	2005-07
STEVENS, Jeff (C)	2007
STINNETT, Jake (P)	2016-17, '19
STRAUSBORGER, Ryan (OF)	2011
STUBBS, Franklin (Hitting Coach)	2005-06
STURKIE, Scott (P)	2004
SUCRE, Jesus (C)	2009-10
SUELLENTROP, Tyler (P)	2021
SUERO, Ovandy (OF)	2006
SULLIVAN, Richard (P)	2009
SUMOZA, Luis (OF)	2009-10
SUNCIN, German (Athletic Trainer)	2021
SWARMER, Matt (P)	2018
SWIFT, Jimmy (IF)	2011
SYLVESTER, Billy (P)	2000
TAVAREZ, Anderson (Pitching Coach)	2016-17
TAYLOR, Zac	2019
TEHERAN, Julio (P)	2010
TEJEDA, Ferdin (P)	2008
TELIS, Tomas (C)	2012
TEPESCH, Nicholas (P)	2012
TEPESCH, Nicholas (P)	2012
TERHUNE, Mike (UTL)	1999
TERRAZAS, Ivan (OF/IF)	2006-07
TERVEEN, Bryce (C)	2001-02
THOMAS, Ben (IF)	2004-05
THOMAS, Charles (OF)	2001-03
THOMPSON, Jacob (P)	2009
THOMPSON, Keegan (P)	2018
THORESEN, Sam (P)	2021-22
THORMAN, Scott (IF)	2003-04
THORPE, Tommy (P)	2016-17
TILLERY, Josh (P)	2002-03
TIMMONS, Wes (IF)	2004, '06
TISONE, Nick (P)	2006

HISTORY | PELICANS FRANCHISE HISTORY

TORREALBA, Steve (C)	1999-00
TORRES, Gleyber (IF)	2015-16
TORRES, Kevin (C/IF)	2013-14
TORREZ, Daury (P)	2015-16
TREJO, Jaime (IF)	2005-06
TRANTOS, James (IF)	2022
TRIUNFEL, Alberto (IF)	2014
TRUITT, Derrick (P)	2001
TSENG, Jen-Ho (P)	2015
TUCKER, Glenn (P)	2004-05
TUFTS, Tyler (P)	2011
UELMEN, Erich (P)	2018-19
UM, Jong (C)	2001
UNDERWOOD JR., Duane (P)	2015-16
UPSHAW, Austin (IF)	2018
VALENZUELA, Sergio (P)	2007
VAN DAM, Drew (Trainer)	2005
VAN METER, Joe (P)	2012-13
VARGAS, Alexander	2019
VARGAS, Didier (P)	2021-22
VELAZQUEZ, Juan (P)	2005
VENTERS, Jonny (P)	2007-08
VERASTEGUI, Jerry (C)	2007
VERDUGO, Luis (INF)	2021
VERONIE, Shanin (P)	2001-02
VIANNA, Marcel (P)	2003
VICKERSON, Nick (IF)	2014
VILLA, Kelvin (P)	2005-06, '08
VILLANUEVA, Christian (IF)	2012
VINES, Chris (P)	2007-08
VIZCAINO, Arodys (P)	2010
VOSLER, Jason (IF)	2015-16
VOYLES, Brad (P)	1999-01
WAGNER, Michael (P)	2016
WAINWRIGHT, Adam (P)	2002
WARE, L.V. (OF)	2010
WARKENTIN, Matt (INF)	2021-22
WATERS, Chris (P)	2002-05
WATKINS, Chase (P)	2022
WATKINS, David (P)	2002-03, '06
WEISMAN, Mark (Strength Coach)	2022
WELLS, Ben (P)	2015
WEST, Matt (P)	2011-12
WETZEL, Jacob (OF)	2021-22
WHEELER, Missile (Bullpen Catcher)	2006-10
WHEELER, Rocket (Manager)	2006-10
WHITE, Sean (P)	2004-05
WHITE, Will (IF)	2008
WHITING, Sutton (IF)	2015
WHITMER, Jace (C)	2009

WHITNEY, Blake (P)	2021
WIELAND, Joe (P)	2011
WILLIAMS, Gregory (P)	2012
WILLIAMS, Jeremy (OF)	2012
WILLIAMS, Toby (Athletic Trainer)	2016-17
WILLIAMSON, John (P)	2010
WILLIS, Kent (Pitching Coach)	2010
WILSON, D.J. (OF)	2018-19
WILSON, Travis (IF)	2000
WILSON, Tyler (P)	2007-09
WINKELSAS, Joe (P)	2001
WISE, Dewayne (P)***	2004
WOLFF, Sam (P)	2014
WONG, Jerrod (1B/OF)	1999
WOOD, Jason (Manager)	2011-13
WRIGHT, Jarod (P)	2021-22
WRIGHT, Matt (P)	2003-04
WRIGHT, Ty (Assistant Coach)	2017-19



YAN, Johan (P)	2011
YANKOSKY, L.J. (P)	2001-02
YOUNG, Chesny (IF/OF)	2015
YOUNG, Jared (IF)	2018
YOUNG, Matt (OF)	2006-0



ZAGUNIS, Mark (OF)	2015
ZANESKI, Zach (C)	2011
ZAPP, A.J. (IF)	2000
ZARRAGA, Alfredo (P)	2022
ZAZUETA, Amadeo (IF)	2010
ZINN, Delvin (IF)	2019
ZOBRIST, Ben (IF)	2019
ZOUZALIK, Michael (P)	2013
ZUMWALT, Alec (P)	2002-03



BEFORE THE PELICANS



History of Baseball at the Beach

Pro baseball arrived on the Grand Strand in 1986 when the Florence Blue Jays relocated east. The team played its first season a year later and went 83-56, winning the South Atlantic League Championship as a Low-A affiliate of the Jays. Led by future Major Leaguers Pat Hentgen, Randy Knorr, Doug Linton, Luis Sojo and Junior Felix, the Myrtle Beach Blue Jays played in Conway at Coastal Carolina Stadium.

The most notable player for the Blue Jays was Carlos Delgado, who batted .286 with 18 home runs in 1991. Then a catcher, Delgado made his Major League debut only two seasons later in 1993.

The team also had Chris Weinke in 1992. Weinke would leave pro baseball after the 1996 season for Florida State, where he won a National Championship and Heisman Trophy as the quarterback of the Seminoles.

After just four seasons the team changed its identity, renamed as the Myrtle Beach Hurricanes for that 1991 campaign. However, the 1992 season would be the team's last. The club moved after the season to become the Hagerstown Suns. Pro baseball wouldn't return to the Grand Strand until the Pelicans debuted in 1999.



The 1992 Myrtle Beach Hurricanes

Cubs Advanced-A Affiliate History

2015 - 2020 (Moved to Single A in 2021) Myrtle Beach Pelicans
1993 - 2014 Daytona Cubs
1990 - 1992 Winston-Salem Spirits



**Prior to 1990, the Cubs did not have an Advanced-A distinction. Winston-Salem was previously a Class A affiliate, a distinction it held from 1985-1989.*



In his first year of full-season baseball, James Triantos entered the record books with two 17-game hitting streaks, ranking as the fourth-longest in franchise history. The 2021 second round draft pick also reached base in 30 consecutive games from April 20th to May 28th, which ranks as the third-longest streak in Pelicans history.



RECORD BOOKS

MyrtleBeachPelicans.com

ALL-TIME TEAM RECORDS

ALL-TIME REGULAR SEASON FRANCHISE TOTALS

Total games played	3,167 (Entering 2023)
Pelicans all-time record	1,630-1,533
All-time winning percentage515
First-half record (No halves in 2021)	808-711
First-half winning percentage532
Second-half record (No halves in 2021)	767-761
Second-half winning percentage502
Total home games	1,580
Home game record	870-710
Home game winning percentage551
Total road games	1,587
Road game record	764-823
Road game winning percentage481
Total games vs. Southern Division opponents (Carolina League)	1,507
Total extra-inning games	291
Record in extra-inning games	166-125
Extra-inning game winning percentage570
Total one-run games	998
Record in one-run games	510-488
One-run game winning percentage511
Total shutout games	490
Record in shutout games	265-225
Shutout game winning percentage541

POSTSEASON FRANCHISE TOTALS

Postseason appearances	11 (1999, 2000, 2002, 2008, 2011, 2012, 2013, 2014, 2015, 2016, 2017, 2022)
Total postseason games	53
All-time postseason record	26-27
All-time postseason winning percentage491
Record in Mills Cup Championship Series games	13-9
Mills Cup championships won	4 (1999*, 2000, 2015, 2016)

**denotes split championship awarded to Myrtle Beach and Wilmington due to Hurricane Floyd*



SINGLE-SEASON RECORDS

SINGLE SEASON TEAM RECORDS

Most wins.....	89 (2008)
Fewest wins.....	53 (2009)
Most losses.....	84 (2009)
Fewest losses.....	52 (2000)
Highest winning percentage.....	.636 (2008)
Lowest winning percentage.....	.387 (2009)
Most first-half wins	47 (2022)
Fewest first-half wins.....	21 (2019)
Most first-half losses	46 (2019)
Fewest first-half losses	24 (2014)
Best first-half winning percentage712 (2022)
Lowest first-half winning percentage313 (2019)
Most second-half wins	46 (2000, 2016)
Fewest second-half wins	23 (2003)
Most second-half losses	46 (2003)
Fewest second-half losses	23 (2016)
Best second-half winning percentage667 (2016)
Lowest second-half winning percentage333 (2003)
Most home wins.....	49 (2002)
Fewest home wins.....	26 (2009)
Best home winning percentage.....	.700 (2002)
Lowest home winning percentage377 (2009)
Most home losses.....	43 (2009)
Fewest home losses.....	21 (2002)
Most road wins.....	45 (2014)
Fewest road wins.....	25 (2010, 2019)
Best road winning percentage.....	.652 (2014)
Lowest road winning percentage357 (2010)
Most road losses	45 (2010)
Fewest road losses	25 (2022)
Most extra-inning games.....	20 (1999)
Fewest extra-inning games.....	6 (2004)
Most extra-inning wins.....	11 (2006, 2013, 2016)
Most extra-inning losses.....	11 (1999)
Most one-run games	54 (1999)
Fewest one-run games	26 (2021*)
Most wins in one-run games.....	34 (2006)
Most losses in one-run games.....	27 (2011)
Most shutout games.....	39 (2000)
Fewest shutout games.....	9 (2008)
Most wins in shutout games	27 (2000)
Most losses in shutout games	20 (2018)
Most losses vs. one opponent.....	19 (2021 – Charleston)
Most players used	67 (2021)
Fewest players used	38 (2001)
Most pitchers used	40 (2021)
Fewest pitchers used.....	19 (1999, 2000, 2002)

*= 120 games played in 2021



SINGLE SEASON TEAM RECORDS



Ernesto Mejia (pictured in the Home Run Derby), clubbed 21 of the Pelicans' franchise-record 153 homers in 2008.

BATTING

Stat

Batting average:
Hits:
Runs:
Official at-bats:
Total bases:
Doubles:
Triples:
Home Runs:
Extra Base Hits:
RBI:
SAC (bunts + flies):
Hit Batsmen:
Walks drawn:
IBB:
Stolen Bases:
Caught Stealing:
Strikeouts:

Most/Highest

.260 (2008)
1,217 (2008)
764 (2008)
4,764 (1999)
1,875 (2014)
298 (2008)
49 (1999)
153 (2008)
486 (2008)
705 (2008)
98 (2016)
106 (2001)
538 (2022)
24 (2006)
169 (2016)
79 (2007)
1,190 (1999)

Fewest/Lowest

.227 (2019)
892 (2021*)
518 (2019)
3,895 (2021*)
1,330 (2021*)
165 (2021*)
14 (2001)
55 (2018)
249 (2018)
409 (2018)
17 (2021*)
44 (2010)
349 (2012)
3 (2022)
62 (2017)
26 (2021*)
860 (2002)

PITCHING

Stat

ERA:
Complete Games:
Shutouts:
Saves:
Hits allowed:
Runs Allowed:
ER allowed:
HR Allowed:
Walks:
Strikeouts:
Wild Pitches:
Hit Batsmen:
Balks:

Most/Lowest

2.51 (2000)
8 (2000)
27 (2000)
51 (2008)
1,261 (2010)
728 (2007)
616 (2009)
107 (2005)
652 (2007)
1,393 (2022)
153 (2022)
104 (2009)
23 (2021)

Fewest/High

4.68 (2009)
0 (1999, 2021, 2022)
5 (2010)
20 (2003)
908 (2000)
395 (2000)
336 (2000)
63 (2015)
339 (2015)
872 (2006)
53 (2002)
31 (1999)
2 (2011)

*= 120 games played in 2021 season

SINGLE SEASON INDIVIDUAL BATTING RECORDS

BATTING AVERAGE (Min. 378 PA)

1. Marcus Giles	.326	1999
2. Carl Loadenthal	.323	2006
3. Chesny Young	.321	2015
4. Jarrod Saltalamacchia	.314	2005
5. Billy McCarthy	.305	2002
6. Rougned Odor	.305	2013
7. Luis Sardinas	.298	2013
8. Isaiah Ka'aihue	.298	2007
9. Jordan Schafer	.294	2007
10. Nick Williams	.292	2014
Ezequiel Pagan	.292	2022

HITS

1. Marcus Giles	162	1999
2. Donell Linares	145	2009
3. Jarrod Saltalamacchia	144	2005
4. Odubel Herrera	142	2012
5. Ernesto Mejia	141	2008
6. Yasiel Balaguert	140	2016
7. Jared Prince	136	2011
Willie Cabrera	136	2008
9. Richard Lewis	135	2002
Billy McCarthy	135	2002

RUNS

1. Ernesto Mejia	93	2008
2. Willie Cabrera	86	2008
3. Richard Lewis	82	2002
4. Christopher Bostick	81	2014
Travis Jones	81	2008
6. Marcus Giles	80	1999
Jason Ross	80	1999
8. Mark Zagunis	78	2015
Van Pope	78	2006
10. Kevin Alcantara	76	2022

AT-BATS

1. Yasiel Balaguert	533	2016
2. Ernesto Mejia	519	2008
3. Trevor Adams	506	2013
4. Donell Linares	505	2009
5. Odubel Herrera	500	2012
6. Marcus Giles	497	1999
7. Christopher Bostick	495	2014
Quentin Davis	495	2007
9. Ryan Strausborger	488	2011
10. Two tied with	484	

DOUBLES

1. Ernesto Mejia	47	2008
2. Marcus Giles	40	1999
3. Jarrod Saltalamacchia	35	2005
Brian McCann	35	2004
Andy Marte	35	2003
6. Jordan Schafer	34	2007
7. Preston Beck	33	2014
Rougned Odor	33	2013
Brett Nicholas	33	2012
Travis Wilson	33	2000

TRIPLES

1. Jason Ross	13	1999
2. Chris Garia	11	2014
Quentin Davis	11	2007
4. Adam Stern	10	2002
5. Ryan Strausborger	9	2011
Cole Miles	9	2010
Gregor Blanco	9	2004
8. Rashad Crawford	8	2016
Christopher Bostick	8	2014
Aramis Ademan	8	2019

HOME RUNS

1. Cody Johnson	32	2009
2. Mike Hessman	23	1999
3. Isaiah Ka'aihue	22	2007
4. Joey Gallo	21	2014
Ernesto Mejia	21	2008
6. Yasiel Balaguert	19	2016
Brandon Hicks	19	2008
Jarrod Saltalamacchia	19	2005
9. Tyler Flowers	17	2008
Matt Esquivel	17	2005

RBI

1. Yasiel Balaguert	96	2016
2. Ernesto Mejia	93	2008
3. Tyler Flowers	88	2008
4. Donell Linares	87	2009
5. Kevin Alcantara	85	2022
6. Cody Johnson	84	2009
7. Trevor Adams	82	2013
8. Matt Esquivel	81	2005
Jarrod Saltalamacchia	81	2005
10. Willie Cabrera	78	2008
Travis Jones	78	2008



SINGLE SEASON INDIVIDUAL BATTING RECORDS



Jared Prince was named the Pelicans MVP in 2011; he hit 12 home runs in 2012 Texas League action.

Record Books

WALKS

1. Tyler Flowers	98	2008
2. Mark Zagunis	80	2015
Preston Beck	80	2014
4. Travis Jones	77	2008
5. Drew Robinson	72	2013
6. Matt Young	71	2006
7. Jake Skole	69	2013
8. Andy Marte	67	2003
9. Charcer Burks	66	2016
10. Cody Johnson	64	2009

STOLEN BASES

1. Chris Garia	45	2014
2. Adam Stern	40	2002
3. Jeffrey Baez	38	2016
4. Quentin Davis	37	2007
5. J.C. Holt	35	2006
6. Gregor Blanco	34	2003
7. Onil Joseph	32	2004
8. Ryan Strausborger	32	2011
Richard Lewis	31	2002
Jason Ross	31	1999

GAMES

1. Yasiel Balaguert	135	2016
Trever Adams	135	2013
3. Quentin Davis	134	2007
4. Jason Ross	133	1999
5. Jared Prince	131	2011
6. Ernesto Mejia	131	2008
7. Christopher Bostick	130	2014
Donell Linares	130	2009
Andy Marte	130	2003
Richard Lewis	130	2002

STRIKEOUTS

1. Cody Johnson	171	2009
2. Junior Brignac	145	2000
3. Matt Esquivel	140	2005
4. Ernesto Mejia	139	2008
5. Jason Ross	136	1999
6. Mike Hessman	135	1999
7. Troy Cameron	131	2000
8. Scott Schade	130	2005
9. Jeff Spencer	126	1999
10. Yasiel Balaguert	125	2016

SINGLE SEASON INDIVIDUAL PITCHING RECORDS

WINS

1. Christian Parra	17	2000
2. Trey Hodges	15	2001
Horacio Ramirez	15	2000
4. Chris Waters	13	2002
Jung Bong	13	2001
7. Jonathan Martinez	12	2016
Scott Diamond	12	2008
8. J.J. Hoover	11	2010
Kenny "Bubba" Nelson	11	2002
Tyler Santana	11	2022

SAVES

1. Kevin Barry	26	2002
2. Ryan McNeil	22	2016
Sung Ki Jung	22	2007
4. Glenn Tucker	21	2004
5. Ben Rowen	19	2012
Brad Voyles	19	2003
7. Cory Gearrin	17	2009
8. Jasvir Rakkar	16	2015
Billy Sylvester	16	2000
Ryan Greene	16	1999

APPEARANCES

1. Glenn Tucker	48	2004
2. Kevin Barry	47	2002
3. Pedro Araujo	44	2017
Ryan McNeil	44	2016
Nick Fellman	44	2008
Kevin Gunderson	44	2007
Ralph Roberts	44	2003
Ryan Greene	44	1999
9. Five players tied with	42	

GAMES STARTED

1. Jake Stevens	28	2005
Blaine Boyer	28	2004
Matt Coenen	28	2003
Adam Wainwright	28	2002
Chris Waters	28	2002
Jung Bong	28	2001
7. Anthony Lerew	27	2004
Macay McBride	27	2003
Zach Miner	27	2003
10. Thomas Hatch	26	2017
Ryne Reynoso	26	2008
Horacio Ramirez	26	2000

INNINGS PITCHED

1. Chris Waters	182.2	2002
2. Trey Hodges	173.0	2001
3. Jung Bong	168.0	2001
4. Macay McBride	164.2	2003
5. Adam Wainwright	163.1	2002
6. Roman Colon	163.0	2002
7. Christian Parra	157.2	2000
8. Blaine Boyer	154.0	2004
9. Zach Miner	153.2	2003
10. Matt Crim	149.2	2010

LOSSES

1. Wilfredo Boscan	12	2011
Richard Sullivan	12	2009
Jairo Cuevas	12	2007
4. Matt Crim	11	2010
Thomas Hatch	11	2017
Bryan Hudson	11	2018
6. Dustin Evans	10	2007
Kelvin Villa	10	2005
Blaine Boyer	10	2004
Matt Coenen	10	2003
Zach Miner	10	2003
Will Fleck	10	1999
Javier Assad	10	2019

ERA (Min. 112 IP)

1. Kenny "Bubba" Nelson	1.72	2002
2. Robbie Ross	2.26	2011
3. Christian Parra	2.28	2000
4. Derrick Lewis	2.40	1999
5. Daniel Curtis	2.53	2002
6. Nathan Kent	2.55	2000
7. Jonathan Martinez	2.56	2015
8. Randall Delgado	2.76	2010
Chris Waters	2.76	2002
Trey Hodges	2.76	2001

COMPLETE GAMES

1. Daniel Curtis	3	2002
Horacio Ramirez	3	2000
3. Daury Torrez	2	2015
Kyle Hendricks	2	2012
Luis Atilano	2	2006
Matt Harrison	2	2006
James Parr	2	2006
Zach Miner	2	2003
Chris Waters	2	2002
Christian Parra	2	2000



SINGLE SEASON INDIVIDUAL PITCHING RECORDS

WALKS

1. Victor Payano	90	2014
2. Derrick Lewis	81	1999
3. Erik Cordier	74	2009
4. Jairo Cuevas	71	2007
5. Kyle Cofield	66	2008
Adam Wainwright	66	2002
7. Scott Sobkowiak	63	1999
8. Luis Parra	62	2014
Jake Stevens	62	2005
Matt Coenen	62	2003

SHUTOUTS (Individual complete game)

1. Daniel Curtis	3	2002
2. Christian Parra	2	2000
Horacio Ramirez	2	2000
4. Casey Bloomquist	1	2017
Oscar De La Cruz	1	2017
Daury Torrez	1	2015
Nick Tepesch	1	2012
Joe Wieland	1	2011
Jose Capellan	1	2004
Erik Cordier	1	2009
Richard Sullivan	1	2009
Scott Diamond	1	2008
Cole Rohrbough	1	2008
James Parr	1	2007
Matt Harrison	1	2006
Daniel Curtis	1	2003
Chris Waters	1	2002
Brett Evert	1	2001

STRIKEOUTS

1. Adam Wainwright	167	2002
2. Christian Parra	163	2000
3. Scott Sobkowiak	161	1999
4. Jung Bong	145	2001
5. John Ennis	144	2001
6. Alec Asher	139	2013
Macay McBride	139	2003
Trey Hodges	139	2001
9. Trevor Clifton	129	2016
10. Barret Loux	127	2011

HITS ALLOWED

1. Matt Crim	180	2010
2. Roman Colon	170	2002
3. Jake Stevens	167	2005
4. Macay McBride	164	2003
5. Trey Hodges	156	2001
6. Chris Waters	154	2002
7. Jung Bong	151	2001

8. Zach Miner	150	2003
9. Adam Wainwright	149	2002
10. Anthony Lerew	145	2004
Matt Coenen	145	2003

RUNS ALLOWED

1. Matt Crim	101	2010
2. Jake Stevens	90	2005
3. Luis Parra	81	2014
Matt Butler	81	2003
Roman Colon	81	2002
6. Cole Rohrbough	80	2009
Jose Paulino	80	2018
7. James Parr	76	2006
8. Anthony Lerew	75	2004
9. Five players tied with	74	

EARNED RUNS ALLOWED

1. Matt Crim	81	2010
Jake Stevens	81	2005
3. Cole Rohrbough	75	2009
Matt Butler	75	2001
5. Luis Parra	72	2014
6. James Parr	71	2006
7. Victor Payano	64	2014
Roman Colon	64	2002
9. Wilfredo Boscan	63	2011
Matt Coenen	63	2003
Zach Miner	63	2003



Alec Asher (above) led the Birds in ERA and IP in 2013

CAREER RECORDS

CAREER INDIVIDUAL BATTING RECORDS

BATTING AVERAGE (min. 378 PA)

1. Marcus Giles	.320	1999, 2004
2. Chesny Young	.321	2015
3. Jarrod Saltalamacchia	.314	2005
4. Carl Loadenthal	.308	2005-06
5. Bill McCarthy	.305	2002
6. Rougned Odor	.305	2013
7. Luis Sardinas	.298	2013
8. Jordan Schafer	.294	2007
9. Nick Williams	.292	2014
10. Roberto Alvarez	.291	2007

GAMES PLAYED

1. Junior Brignac	258	1999-2001
2. Gregor Blanco	245	2003-04
3. Ryan Langerhans	241	2000-01
4. Cole Miles	227	2009-10
5. Preston Beck	219	2013-14
6. Edwin Garcia	218	2012-14
Santiago Chirino	218	2011-12
8. Steven Doetsch	211	2005-06
9. Carlos Duran	196	2003-05
10. Adam LaRoche	195	2001-02

AT-BATS

1. Junior Brignac	962	1999-2001
2. Gregor Blanco	897	2003-04
3. Ryan Langerhans	842	2000-01
4. Cole Miles	795	2009-10
5. Santiago Chirino	779	2011-12
6. Edwin Garcia	760	2012-14
7. Preston Beck	758	2013-14
8. Steven Doetsch	743	2005-06
9. Adam LaRoche	721	2001-02
10. Willie Cabrera	720	2007-08

RUNS SCORED

1. Gregor Blanco	139	2003-04
2. Ryan Langerhans	121	2000-01
3. Cole Miles	119	2009-10
4. Junior Brignac	118	1999-2001
5. Willie Cabrera	114	2007-08
6. Jacob Wetzel	112	2021-22
7. Odubel Herrera	111	2012-14
Carl Loadenthal	111	2005-06
8. Preston Beck	104	2013-14
9. Eric Campbell	103	2007-08

HITS

1. Gregor Blanco	241	2003-04
2. Ryan Langerhans	212	2000-01
3. Cole Miles	206	2009-10
4. Odubel Herrera	203	2012-14
Junior Brignac	203	1999-2001
6. Adam LaRoche	202	2001-02
7. Willie Cabrera	199	2007-08
8. Edwin Garcia	196	2012-14
9. Steven Doetsch	193	2005-06
10. Preston Beck	190	2013-14

DOUBLES

1. Ernesto Mejia	54	2008-09
2. Adam LaRoche	48	2001-02
3. Preston Beck	47	2013-14
4. Ryan Langerhans	44	2000-01
5. Marcus Giles	41	1999, 2004
6. Royce Bolinger	40	2013-14
7. Jared Hoying	39	2011-12
8. Willie Cabrera	39	2007-08
9. Jon Mark Owings	38	2008-09
10. Matt Young	37	2006-07
Scott Thorman	37	2003-04

TRIPLES

1. Cole Miles	16	2009-10
Gregor Blanco	16	2003-04
3. Jason Ross	13	1999
4. Chris Garia	11	2014
Quentin Davis	11	2007
Aramis Ademan	22	2018-19
Carlos Duran	11	2003-05
7. Adam Stern	10	2002-03
Ryan Langerhans	10	2000-01
9. Ryan Strausborger	9	2011
Jon Mark Owings	9	2008-09

HOME RUNS

1. Cody Johnson	38	2009-10
2. Isaiah Ka'aihue	35	2006-07
3. Eric Campbell	33	2007-08
4. Gerry Rodriguez	25	2009-10
5. Ernesto Mejia	24	2008-09
6. Mike Hessman	23	1999
7. Troy Cameron	22	2000-01
8. Joey Gallo	21	2014
9. Junior Brignac	20	1999-2001
10. Brandon Hicks	19	2008
Jarrod Saltalamacchia	19	2005



CAREER INDIVIDUAL BATTING RECORDS

RUNS BATTED IN

1. Preston Beck	116	2013-14
Eric Campbell	116	2007-08
3. Cody Johnson	109	2009-10
4. Ernesto Mejia	105	2008-09
5. Willie Cabrera	102	2007-08
6. Adam LaRoche	100	2001-02
7. Yasiel Balaguert	96	2016
Junior Brignac	96	1999-2001
Jacob Wetzel	96	2021-22
9. Gerry Rodriguez	94	2009-10

WALKS

1. Preston Beck	127	2013-14
2. Matt Young	108	2006-07
3. Gregor Blanco	101	2003-04
4. Jake Skole	100	2012-13
Jacob Wetzel	100	2021-22
5. Tyler Flowers	98	2008
6. Vincent DiFazio	96	2011-12
7. Junior Brignac	91	1999-2001
8. Ryan Langerhans	87	2000-01
9. Aramis Ademan	86	2018-19

STRIKEOUTS

1. Junior Brignac	297	1999-2001
2. Gregor Blanco	228	2003-04
3. Ethan Hearn	215	2021-22
3. Ryan Langerhans	208	2000-01
4. Cody Johnson	200	2009-10
5. Troy Cameron	193	2000-01
6. Aramis Ademan	187	2018-19
6. Kevonte Mitchell	182	2018-19
7. Steven Doetsch	180	2005-06
8. Wladimir Galindo	175	2018-19
10. Jacob Wetzel	167	2021-22

STOLEN BASES

1. Gregor Blanco	59	2003-04
2. Adam Stern	47	2002-03
Ryan Langerhans	47	2000-01
4. Chris Garia	45	2014
5. Junior Brignac	44	1999-2001
6. Cole Miles	43	2009-10
7. Carl Loadenthal	42	2005-06
8. Jeffrey Baez	40	2015-16
9. Odubel Herrera	38	2012-14
10. Quentin Davis	37	2007

CAUGHT STEALING

1. Junior Brignac	27	1999-2001
2. Gregor Blanco	25	2003-04
3. Ryan Langerhans	24	2000-01
4. Quentin Davis	21	2007
5. Cole Miles	18	2009-10
Steven Doetsch	18	2005-06
7. Matt Young	17	2006-07
8. Carl Loadenthal	16	2005-06
Willie James	16	2004-06
10. Kelly Johnson	15	2002

ON-BASE PERCENTAGE (Min. 378 PA)

1. Tyler Flowers	.427	2008
2. Curt Fiore	.398	2001
3. Carl Loadenthal	.397	2005-06
4. Jarrod Saltalamacchia	.394	2005
5. Wes Timmons	.391	2004, 2006
6. Matt Young	.386	2006-07
Bill McCarthy	.386	2002
8. Isaiah Ka'aihue	.385	2006-07
Marcus Giles	.385	1999, 2004
10. Jared Prince	.376	2011
A.J. Zapp	.376	2000

SLUGGING PERCENTAGE (Min. 378 PA)

1. Isaiah Ka'aihue	.541	2006-07
2. Jarrod Saltalamacchia	.519	2005
3. Jon Mark Owings	.516	2008-09
4. Cody Johnson	.517	2009-10
5. Ernesto Mejia	.511	2008-09
6. Marcus Giles	.504	1999, 2004
Mike Hessman	.504	1999
8. Brian McCann	.494	2004
9. Jordan Schafer	.477	2007
10. Andy Marte	.469	2003

EXTRA BASE HITS

1. Ernesto Mejia	83	2008-09
2. Ryan Langerhans	67	2000-01
3. Preston Beck	66	2013-14
4. Jon Mark Owings	65	2008-09
Gregor Blanco	65	2003-04
6. Isaiah Ka'aihue	64	2006-07
Adam LaRoche	64	2001-02
8. Eric Campbell	62	2007-08
Troy Cameron	62	2000-01
10. Cody Johnson	61	2009-10
Willie Cabrera	61	2007-08
Marcus Giles	61	1999, 2004



CAREER INDIVIDUAL BATTING RECORDS



Gregor Blanco (above) won a World Series in '12 and in '14 with the San Francisco Giants.

SACRIFICE HITS

1. Cole Miles	26	2009-10
2. Robert Marcial	23	2006-09
3. Quentin Davis	18	2007
4. Jonathan Schuerholz	17	2004
5. Junior Brignac	15	1999-2001
6. Adam Stern	14	2002-03
Connor Myers	14	2017-18
8. Aramis Ademan	13	2018-19
9. Jeffrey Baez	12	2015-16
Chris Garia	12	2014
Santiago Chirino	12	2011-12
Jared Hoyer	12	2011-12

SACRIFICE FLIES

1. Carlos Duran	12	2003-05
2. Santiago Chirino	11	2011-12
3. Hanser Alberto	9	2012-14
Edwin Garcia	9	2012-14
Chris Grayson	9	2012-14
Van Pope	9	2005-06
Scott Thorman	9	2003-04
Andy Marte	9	2003
Cory Aldridge	9	2000
10. Trevor Adams	8	2013
Matt Young	8	2006-07
Tyler Alamo	8	2017-18
Kevonte Mitchell	8	2018-19

HIT BY PITCH

1. Jared Prince	30	2011
2. Vincent DiFazio	24	2011-12
3. Bill McCarthy	23	2002

4. Christian Villanueva	20	2012
5. Curt Fiore	19	2001
6. Ryan Langerhans	18	2000-01
7. Jacob Wetzell	17	2021-22
8. Mark Zagunis	16	2015
Ernesto Mejia	16	2008-09
Wes Timmons	16	2004, 2006
9. Rougned Odor	15	2013

DOUBLE PLAYS HIT INTO

1. Santiago Chirino	27	2011-12
Tyler Alamo	27	2017-18
2. Hanser Alberto	25	2012-14
3. Ernesto Mejia	23	2008-09
4. Victor Caratini	22	2015
5. Ryan Lehr	20	1999-2000
6. Edwin Garcia	19	2012-14
Jesus Sucre	19	2009-10
Eric Campbell	19	2007-08
9. Tomas Telis	18	2012
Jose Salas	18	2003-04
Mark Mortimer	18	1999-01
Jhonny Pereda	18	2018
P.J. Higgins	18	2017-18

ERRORS

1. Odubel Herrera	50	2012-14
2. Aramis Ademan	47	2018-19
3. Troy Cameron	39	2000-01
4. Leury Garcia	37	2011
5. Vladimir Galindo	36	2018-19
6. Robert Marcial	35	2006-09
7. Jaime Trejo	28	2005-06
Andy Marte	28	2003
9. Hanser Alberto	26	2012-14
Luis Sardinas	26	2013
11. Edwin Garcia	25	2012-14
Eric Campbell	25	2007-08
Elvis Andrus	25	2007
Jonathan Schuerholz	25	2004
Ethan Hearn	25	2021-22



CAREER INDIVIDUAL PITCHING RECORDS

WINS

1. Jonathan Martinez	21	2015-16
2. Chris Waters	18	2002-05
3. Jake Stevens	17	2005-07
Christian Parra	17	2000
5. Jung Bong	16	2000-01
6. Ralph Roberts	15	2003-06
Sean White	15	2004-05
Trey Hodges	15	2001
Horacio Ramirez	15	2000
10.Scott Sobkowiak	14	1999, 2002

LOSSES

1. Jake Stevens	23	2005-07
2. Alex Lange	17	2018-19
3. Kelvin Villa	16	2005-06
Ralph Roberts	16	2003-06
Ryan Kellogg	16	2017-19
6. Victor Payano	15	2013-14
Richard Gallardo	15	2021-22
7. Luke Jackson	14	2012-2013
Chris Waters	14	2002-05
9. Matt Wright	13	2003-04

EARNED RUN AVERAGE (Minimum 114.0
innings pitched)

1. Ray Aguilar	1.71	2002, 2004
2. Kenny Nelson	1.72	2002
3. Robbie Ross	2.26	2011
4. Christian Parra	2.28	2000
5. Derrick Lewis	2.40	1999
7. Nathan Kent	2.55	2000
8. Trevor Clifton	2.72	2016
9. Randall Delgado	2.76	2010
Trey Hodges	2.76	2001

WIN PERCENTAGE (Minimum 10 Decisions)

1. Tyler Santana	.917	2022
2. Andrew Faulkner	.909	2014
Ray Aguilar	.909	2002, 2004
4. Scott Diamond	.857	2008
5. Deunte Heath	.818	2008
Kyle Davies	.818	2004
7. Christian Parra	.810	2000
8. Michael Heesch	.800	2015
Manny Acosta	.800	2003-05
10.Zach Osborne	.769	2011-12



Scott Diamond went 12-2 for the Pelicans in 2008. He debuted with the Twins in 2011.

APPEARANCES

1. Ralph Roberts	145	2003-06
2. Ryan Kellogg	83	2017-19
3. Paul Bush	76	2003-05
Jordan Minch	76	2016-18
5. Tommy Thorpe	74	2016-17
6. Daury Torrez	66	2015-16
7. Jake Stevens	64	2005-07
8. Josh Tillery	63	2002-03
9. Zach Osborne	62	2011-12
10. Kevin Gunderson	59	2007-08



CAREER INDIVIDUAL PITCHING RECORDS

GAMES STARTED

1. Jake Stevens	52	2005-07
2. Chris Waters	48	2002-05
3. Victor Payano	46	2013-14
4. Jonathan Martinez	44	2015-16
5. Richard Gallardo	39	2021-22
6. Kelvin Villa	38	2005-06
7. Dan Curtis	36	2000, 2002-03
8. Cole Rohrbough	35	2008-10
9. Matt Wright	34	2003-04
Jung Bong	34	2000-01
Alex Lange	34	2018-19

COMPLETE GAMES

1. Dan Curtis	5	2000, 2002-03
2. James Parr	3	2006-07
Chris Waters	3	2002-05
Horacio Ramirez	3	2000
5. Daury Torrez	2	2015-16
Kyle Hendricks	2	2012
Luis Atilano	2	2006
Matt Harrison	2	2006
Zach Miner	2	2003
Brett Evert	2	2001-02
Christian Parra	2	2000

SHUTOUTS

1. Dan Curtis	4	2000, 2002-03
2. Horacio Ramirez	2	2000
3. Daury Torrez	1	2015-16
Nick Tepesch	1	2012
Joe Wieland	1	2011
Erik Cordier	1	2009
Richard Sullivan	1	2009
James Parr	1	2006-07
Matt Harrison	1	2006
Jose Capellan	1	2004
Chris Waters	1	2002-05
Brett Evert	1	2001-02
Christian Parra	1	2000

SAVES

1. Kevin Barry	26	2002
2. Ryan McNeil	22	2016
Sung Ki Jung	22	2007
4. Glenn Tucker	21	2004-05
5. Brad Voyles	20	1999-2001
6. Ben Rowen	19	2012
7. Cory Gearrin	17	2009
Ryan Greene	17	1999-2000
9. Jasvir Rakkar	16	2015
Billy Sylvester	16	2000

INNINGS PITCHED

1. Chris Waters	302.2	2002-05
2. Jake Stevens	296.0	2005-07
3. Ryan Kellogg	251.0	2017-19
4. Ralph Roberts	249.1	2003-06
5. Jonathan Martinez	247.0	2015-16
6. Dan Curtis	232.1	'00, '02-'03
7. Kelvin Villa	220.0	2005-06
8. Jung Bong	211.1	2000-01
9. Victor Payano	213.0	2013-14
10. Daury Torrez	202.2	2015-16

HITS ALLOWED

1. Jake Stevens	345	2005-07
2. Ryan Kellogg	293	2017-19
3. Chris Waters	281	2002-05
4. Kelvin Villa	233	2005-06
5. Dan Curtis	231	2000, 2002-03
6. Ralph Roberts	226	2003-06
7. Jonathan Martinez	211	2015-16
8. Daury Torrez	211	2015-16
9. Victor Payano	208	2013-14
10. Matt Wright	197	2003-04

RUNS ALLOWED

1. Jake Stevens	199	2005-07
2. Ryan Kellogg	148	2017-19
3. Chris Waters	134	2002-05
4. Victor Payano	133	2013-14
5. Kelvin Villa	130	2005-06
6. Ralph Roberts	124	2003-06
7. Cole Rohrbough	117	2008-10
8. Ryan Kellogg	148	2017-19
9. J.J. Hoover	104	2009-10
Matt Butler	104	2001, 2003
Richard Gallardo	104	2021-22

EARNED RUNS ALLOWED

1. Jake Stevens	178	2005-07
2. Victor Payano	125	2013-14
Ryan Kellogg	125	2017-19
4. Chris Waters	118	2002-05
5. Kelvin Villa	108	2005-06
6. Cole Rohrbough	107	2008-10
7. Ralph Roberts	102	2003-06
8. Matt Butler	97	2001, 2003
9. Jonathan Martinez	94	2015-16
10. Matt Wright	90	2003-04
Jose Miguel Gonzalez	90	2021-22



CAREER INDIVIDUAL PITCHING RECORDS



Barret Loux struck out 127 batters for the Pelicans in 2011 - he was traded to the Cubs in November of 2013.

HOME RUNS ALLOWED

1. Jake Stevens	27	2005-07
2. Ryan Kellogg	24	2017-19
3. Jonathan Martinez	23	2015-16
Jose Miguel Gonzalez	23	2021-22
4. Victor Payano	22	2013-14
Chris Waters	22	2002-05
6. Ralph Roberts	20	2003-06
Dan Curtis	20	2000, 2002-03
8. Jeremy Null	17	2015-17
Daury Torrez	17	2015-16
Paul Bush	17	2003-05

WALKS ALLOWED

1. Victor Payano	147	2013-14
2. Jake Stevens	132	2005-07
3. Ralph Roberts	116	2003-06
4. Matt Wright	100	2003-04
5. Kelvin Villa	95	2005-06
6. Jose Miguel Gonzalez	86	2021-22
7. Chris Waters	84	2002-05
8. Cody Buckel	81	2012, 2014
Derrick Lewis	81	1999
10. Luke Jackson	79	2012-2013

STRIKEOUTS

1. Ralph Roberts	214	2003-06
2. Scott Sobkowiak	193	1999, 2002
3. Matt Wright	191	2003-04
4. Dan Curtis	188	2000, 2002-03
5. Jake Stevens	185	2005-07
6. Paul Bush	182	2003-05
Jung Bong	182	2000-01
8. Chris Waters	181	2002-05
9. Luke Jackson	178	2012-13
10. Jeremy Null	168	2015-17

HIT BATTERS

1. Chris Waters	29	2002-05
2. Randol Rojas	18	2012-2013
3. Jake Stevens	17	2005-07
4. Cole Rohrbough	16	2008-10
5. Matt Merricks	15	2003-04
6. Kevin Pucetas	14	2013-14
7. Justin Steele	13	2017-18
8. Moises Hernandez	12	2006-07
Bryan Hudson	12	2018-19
10. Ryan Kellogg	11	2017-19
Porter Hodge	11	2021-22




CAREER INDIVIDUAL PITCHING RECORDS

WILD PITCHES

1. Jose Miguel Gonzalez	30	2021-22
2. Jake Stevens	25	2005-07
2. Bryan Digby	24	2003, 2005
Matt Wright	24	2003-04
Alex Lange	24	2018-19
5. Moises Hernandez	20	2006-07, 2009
6. Tommy Thorpe	19	2016-17
8.. Trevor Clifton	18	2016
Johzan Oquendo	18	2022
9. Barret Loux	17	2011
10. Erik Cordier	16	2009

BALKS

1. Cole Rohrbough	5	2008-09
Jake Stevens	5	2005-07
Tyler Schlaffer	5	2021-22
3. Daury Torrez	4	2015-16
Randol Rojas	4	2012-2013
Andy Bent	4	2001
Horacio Ramirez	4	2000
Chad Hockin	4	2019
7. Fifteen tied with	3	



Ralph Roberts (above) holds the Pelicans career franchise marks in appearances (145) and strikeouts (214).



SINGLE-GAME RECORDS

SINGLE GAME BATTING RECORDS

AT-BATS

Zach Zaneski	10	6/12/11 @ KIN*
Jorge Alfaro	9	7/30/14 @ POT
Leury Garcia	9	6/12/11 @ KIN*
David Paisano	9	6/12/11 @ KIN*
Jared Prince	9	6/12/11 @ KIN*
Amadeo Zazueta	9	5/19/10 @ W-S
Mike Daniel	9	5/19/10 @ W-S
Junior Brignac	9	7/24/01 vs. W-S
*23 Inning Game		

RUNS SCORED

Rashad Crawford	5	7/16/15 at W-S
28 times	4	

HITS

D.J. Artis	5	8/2/19 vs. FAY
Bryant Flete	5	8/22/17 vs. BC
Chesny Young	5	7/17/15 @ POT
Jorge Alfaro	5	5/27/14 vs. SAL
Zach Zaneski	5	5/3/11 @ POT
Donell Linares	5	8/14/09 @ LYN
Carl Loadenthal	5	7/17/06 @ WIL
Jim Scharrer	5	7/11/99 vs. FRE
Mike Hessman	5	6/6/99 @ LYN
Jerrold Wong	5	6/6/99 @ LYN

DOUBLES

Gleyber Torres	3	6/3/16 at SAL
Nick Williams	3	5/17/14 vs. POT (#2)
Christopher Bostick	3	7/30/14 at POT
Trever Adams	3	7/23/13 @ LYN
Jared Hoying	3	8/21/11 vs. KIN
Ryan Strausborger	3	7/16/11 vs. SAL
Zach Zaneski	3	5/3/11 @ POT
Ryan Strausborger	3	4/30/11 vs. FRE
Tyler Flowers	3	4/29/08 @ LYN
Josh Burrus	3	5/4/05 @ SAL
Andy Marte	3	5/10/03 @ WIL
Brayan Pena	3	5/2/03 @ SAL
Zach Davis	3	6/27/19 @ Fay

TRIPLES

Ryan Cordell	2	8/31/14 vs. LYN
Chris Garia	2	5/11/14 @ POT
Chris Garia	2	5/7/14 @ SAL
Rougned Odor	2	6/14/13 vs. CAR
Odubel Herrera	2	5/24/12 vs. LYN
Ryan Strasborger	2	5/3/11 @ POT
Bill McCarthy	2	6/12/02 vs. LYN
Jason Ross	2	9/2/99 @ POT
Marcus Giles	2	6/26/99 vs. SAL

Jon Mark Owings	2	5/2/09 vs. SAL
Jason Ross	2	4/29/99 vs. KIN
Ezequiel Pagan	2	8/3/22 vs. LYN

HOME RUNS

Joey Gallo	3	5/16/14 vs. POT
Joey Gallo	3	4/23/14 @ FRE

RUNS BATTED IN

Kevin Alcantara	8	6/12/22 @ CAR
Joey Gallo	7	5/30/14 vs. CAR
Zach Zaneski	7	5/3/11 @ POT
Tyler Flowers	7	6/20/08 @ LYN
Peter Matt	7	5/4/22 @ SAL
Zach Cone	6	4/23/14 @ FRE
Joey Gallo	6	4/23/14 @ FRE
Edwin Garcia	6	6/9/12 @ CAR
Troy Cameron	6	5/29/01 @ SAL
Reginald Preciado	6	5/4/22 @ SAL

WALKS

Chesny Young	4	9/1/15 @ POT
Billy McKinney	4	5/7/15 vs. SAL
Odubel Herrera	4	5/28/14 @ POT
Odubel Herrera	4	4/23/14 @ FRE
Nick Williams	4	4/11/14 @ SAL
Kellin Deglan	4	4/21/13 @ CAR
Mycal Jones	4	8/12/10 vs. FRE
Michael Rozema	4	8/10/05 vs. KIN
Cory Aldridge	4	7/31/00 vs. POT
Jordan Nwogu	4	7/28/21 @ AUG
Jacob Wetzel	4	5/18/22 @ COL

STRIKEOUTS

Gerry Rodriguez	6	5/1/10 vs. FRE
Elvis Andrus	5	6/15/07 vs. KIN
Matt Esquivel	5	5/5/05 @ SAL
Ardley Jansen	5	5/18/05 @ FRE
Gregor Blanco	5	7/20/03 vs. FRE

STOLEN BASES

Junior Brignac	4	8/12/00 @ WIL
17 times	3	

CAUGHT STEALING

Many times	2	
------------	---	--



SINGLE GAME PITCHING RECORDS

<u>Innings Pitched (Starter)</u>		
Luis Parra	9.0	5/12/14 vs. W-S
Kyle Hendricks	9.0	6/27/12 @ LYN
Richard Sullivan	9.0	5/27/09 vs. W-S
James Parr	9.0	5/17/07 @ WIL
Luis Atilano	9.0	6/22/06 @ SAL
Chris Waters	9.0	7/7/02 vs. WIL
Roman Colon	9.0	6/2/02 vs. FRE
Daniel Curtis	9.0	5/7/02 vs. W-S
Daniel Curtis	9.0	4/15/02 vs. W-S
Nathan Kent	9.0	7/14/00 vs. SAL
Nathan Kent	9.0	8/13/00 @ WIL
Christian Parra	9.0	8/31/00 vs. SAL

<u>Innings Pitched (Reliever)</u>		
Jacob Thompson	7.0	7/2/09 vs. SAL
Jung Bong	7.0	8/24/00 @ KIN
Jason Flach	6.2	6/27/99 @ SAL
Cole Rohrbough	6.1	7/23/09 vs. W-S
Jacob Thompson	6.1	7/19/09 vs. W-S

<u>Hits Allowed</u>		
Kelvin Villa	14	6/7/06 vs. LYN
Daury Torrez	13	6/15/15 @ W-S
Ryan Bores	13	8/16/14 @ SAL
Randol Rojas	13	7/21/12 @ POT
Nick Tepesch	13	5/12/12 vs. SAL
James Parr	13	5/2/06 @ SAL
Jake Stinnett	12	6/2/16 at SAL
Nick McBride	12	8/22/13 vs. SAL
Zeke Spruill	12	8/28/10 @ W-S
Julio Teheran	12	6/28/10 @ LYN
Zeke Spruill	12	4/16/10 @ SAL
Luis Atilano	12	5/12/06 @ POT
Chris Waters	12	8/11/05 vs. KIN
Roman Colon	12	7/5/02 @ POT
Erich Uelmen	12	7/18/18 @ CAR
Jose Paulino	12	4/12/18 vs. POT
Paul Richan	12	4/26/19 vs. SAL

<u>Runs Allowed</u>		
Luis Parra	11	7/19/14 vs. CAR
Erling Moreno	12	4/8/19 @ DE
Ryan Bores	10	8/16/14 at SAL
Cole Rohrbough	10	6/2/09 @ W-S
James Parr	10	5/27/06 vs. WIL
Jose Paulino	10	5/20/18 @ FRED
Jose Paulino	10	7/6/18 at BC
Jose Miguel Gonzalez	10	9/10/21 @ CSC

<u>Earned Runs Allowed</u>		
Luis Parra	11	7/19/14 vs. CAR
Erling Moreno	12	4/8/19 @ DE
Ryan Bores	10	8/16/14 at SAL
Cole Rohrbough	10	6/2/09 @ W-S

Jose Paulino	10	7/6/18 @ BC
Jose Miguel Gonzalez	10	9/10/21 @ CSC
Matt Crim	9	7/4/10 vs. SAL
Zeke Spruill	9	4/16/10 @ SAL
Jeff Lyman	9	8/1/07 @ KIN
James Parr	9	5/27/06 vs. WIL
Luis Atilano	9	5/18/06 @ WIL
James Parr	9	5/2/06 @ SAL
Jake Stevens	9	9/5/05 vs. KIN
Blaine Boyer	9	6/3/04 @ POT
Zachery Frachiseur	9	6/18/99 @ W-S

<u>Home Runs Allowed</u>		
Ryan Kellogg	5	5/17/17 vs. BC
Deunte Heath	4	7/25/07 vs. FRE
Stephen Russell	4	8/22/06 @ WIL
Daniel Curtis	4	6/23/02 @ LYN
Jose Miguel Gonzalez	4	9/10/21 @ CSC
Didier Vargas	4	9/3/22 @ Charleston

<u>Walks Allowed</u>		
Carlos Sencion	8	6/25/07 @ LYN
Tony Pierce	8	5/14/00 @ POT
Derrick Lewis	8	7/4/99 @ KIN

<u>Strikeouts</u>		
Julio Teheran	14	5/31/10 @ FRE
Kyle Davies	14	6/12/04 @ KIN
Thomas Hatch	13	5/28/17 @ CAR
Joe Wieland	13	5/4/11 @ POT
Tommy Hanson	13	4/4/08 @ WIL
Richard Gallardo	13	7/14/22 vs. FAY
11 times	12	

<u>Wild Pitches</u>		
Ryan Harvey	4	4/15/14 vs. POT
Jason Richardson	4	8/29/04 @ FRE
Matt Wright	4	6/6/03 @ KIN
Jose Almonte	4	8/17/21 @ FAY
Daniel Palencia	4	8/29/21 vs. COL

<u>Balks</u>		
Abel De Los Santos	2	8/24/14 at LYN
Alexander Claudio	2	6/14/14 at FRE
Nick Martinez	2	4/26/13 vs. POT
Jake Stevens	2	4/17/05 vs. POT
Cole Rohrbough	2	8/31/08 vs. KIN
Cole Rohrbough	2	8/21/08 @ W-S
Chad Hockin	2	7/21/19 vs. SAL
Jose Miguel Gonzalez	2	5/6/21 @ CSC
Daniel Palencia	2	8/8/21 @ COL
Tyler Schlaffer	2	4/27/22 vs. COL



STREAKS AND FEATS

Most consecutive games with a hit

- 22 (Odubel Herrera, May 6-June 1, 2012)
- 20 (J.C. Holt, August 2-August 23, 2006)
- 18 (Zach Zaneski, June 12-July 22, 2011)
- 18 (Travis Jones, June 28-July 19, 2008)
- 18 (Willie Cabrera, May 31-June 17, 2008)
- 18 (Roberto Alvarez, June 27-July, 2007)
- 18 (Martin Prado, April 24-May 13, 2005)
- 17 (Rougned Odor, July 7-July 25, 2013)
- 17 (Marcus Giles, August 25-September 12, 1999)
- 17 (James Triantos, August 20-September 11, 2022)**
- 17 (James Triantos, May 8-May 28, 2022)**

Most consecutive multi-hit games

- 8 (Jared Bolden, July 11-July 20, 2011)
- 7 (Pete Crow-Armstrong, April 28-May 7, 2022)**
- 6 (Jordan Schafer, August 28-September 2, 2007)
- 6 (Eric Campbell, June 17-June 25, 2007)
- 6 (Matt Young, May 27-June 1, 2007)
- 6 (Carlos Duran, June 11-June 17, 2004)

Most consecutive games reaching base (since 2009).....

- 44 (Chesny Young, June 6-July 25, 2015)***Carolina League Record***
- 31 (Ryan Strausborger, May 19-June 24, 2011)
- 30 (James Triantos, April 20-May 28, 2022)**
- 28 (Chesny Young, August 6-end of 2015 season)
- 28 (Odubel Herrera, May 6-June 6, 2016)
- 27 (David Bote, August 4-end of 2016 season)

Most consecutive games with a run scored

- 12 (Ernesto Mejia, May 24-June 4, 2008)
- 10 (Willie Cabrera, July 6-July 19, 2008)
- 10 (James Triantos, May 14-May 26, 2022)**
- 9 (David Bote, August 20-30, 2016)
- 9 (Nick Williams, June 3-June 30, 2014)
- 9 (Joe Maloney, June 9-June 21, 2013)
- 9 (Leury Garcia, June 14-June 27, 2011)
- 9 (Eric Campbell, June 13-June 25, 2007)
- 8 (Gleyber Torres, April 16-23, 2016)
- 8 (Chris Garia, June 26-July 4, 2014)
- 8 (Chris Garia, May 23-May 31, 2014)
- 8 (Mitch Hilligoss, June 16-June 27, 2011)
- 8 (Mycal Jones, August 8-August 14, 2010)
- 8 (Isaiah Ka'aihue, May 26-June 2, 2007)
- 8 (Isaiah Ka'aihue, August 9-August 15, 2006)
- 8 (Brandon Jones, May 30-June 6, 2006)

Most consecutive games with a double

- 6 (Andy Marte, May 14-May 22, 2003)
- 5 (Travis Wilson, August 17-August 22, 2000)

Most consecutive games with a triple.....

- 3 (Cole Miles, May 7-9, 2010)
- 2 (Pin-Chieh Chen, August 15-August 16, 2015)
- 2 (Drew Robinson, August 27-August 29, 2013)
- 2 (Luis Sumoza, July 1-2, 2010)



	2 (Gregor Blanco, August 20-August 21, 2004)
	2 (Jeffrey Spencer, August 24-August 25, 1999)
	2 (Edmond Americaan, May 26-May 27, 2021)
Most consecutive games with a home run.....	
	4 (Isaiah Ka'aihue, August 11-August 14, 2006)
	3 (Gioskar Amaya, June 11-13, 2016)
	3 (Kellin Deglan, May 4-May 7, 2013)
	3 (Cody Johnson, April 9-April 11, 2009)
	3 (Cody Johnson, April 28-May 1, 2009)
	3 (Ernesto Mejia, June 14-June 17, 2008)
	3 (Eric Campbell, June 5-June 7, 2008)
	3 (Isaiah Ka'aihue, July 27-July 29, 2006)
	3 (James Triantos, July 1-July 3, 2022)
Most consecutive games with an RBI.....	
	12 (Donell Linares, May 21-June 2, 2009)
	9 (Isaiah Ka'aihue, June 2-June 12, 2007)
	8 (Billy McKinney, May 3-May 9, 2015)
	8 (Jorge Alfaro, June 23-July 1, 2014)
	8 (Hanser Alberto, August 2-August 10, 2012)
	8 (Curt Fiore, June 22-June 29, 2001)
	8 (Travis Wilson, May 14-May 21, 2000)
	7 (Ian Happ, June 1-7, 2016)
	7 (Yasiel Balaguert, July 18-25, 2016)
	7 (Nick Williams, May 8-May 16, 2014)
Most consecutive multi-RBI games	
	4 (Marcus Giles, July 24-July 27, 1999)
	4 (Kevin Alcantara, July 4-July 8, 2022)
	3 (Gleyber Torres, May 13-15, 2016)
	3 (Yasiel Balaguert, July 18-21, 2016)
	3 (Billy McKinney, May 3-May 5, 2015)
	3 (Ben Carhart, April 18-April 23, 2015)
	3 (Ryan Cordell, August 25-August 27, 2014)
	3 (Jared Bolden, July 16-July 19, 2011)
	3 (Dan Nelson, June 26-28, 2010)
Most consecutive games with a walk.....	
	11 (Jason Vosler, August 4-August 15, 2015)
	9 (Vinny DiFazio, April 14-April 30, 2011)
	8 (Preston Beck, June 22-June 29, 2014)
	8 (Joey Gallo, May 17-May 25, 2014)
	8 (Tyler Flowers, July 26-August 5, 2008)
Most consecutive games with a strikeout	
	20 (Cody Johnson, July 20-August 16, 2009)
	19 (Wladimir Galindo, June 6-June 27, 2018)
	19 (Matt Warkentin, June 11-July 27, 2022)
	18 (Reginald Preciado, April 8-May 11, 2022)
	17 (Scott Schade, April 27-May 18, 2005)
	17 (Felix Stevens, August 6-September 11, 2022)
Most consecutive games with a stolen base	
	5 (J.C. Holt, April 28-May 14, 2006)
	4 (Jeffrey Baez, April 11-15, 2016)
	4 (Quentin Davis, May 4-May 7, 2007)
	4 (Carl Loadenthal, August 19-August 23, 2006)



	4 (Gregor Blanco, June 11-June 15, 2003)
	4 (Zach Davis, May 5-May 9, 2019)
Most consecutive games caught stealing	3 (Josh Burrus, June 13-15, 2005)
Most consecutive games committing an error	4 (Jordan Kreke, August 19-21, 2010)
	4 (Samuel Sime, June 17-19, 2010)
	4 (Jesus Sucre, May 19-28, 2010)
	4 (Robert Marcial, August 8-August 13, 2009)
Most consecutive days without a game	612 days (Sept. 1 2019-May 4 2021)
No-Hitter (9 innings).....	Nick Tepesch (7.1 IP) & Jimmy Reyes (1.2 IP), May 19, 2012 at Wilmington
	DJ Herz (5.0 IP), Jeremiah Estrada (2.2 IP), Bailey Reid (0.1 IP), & Danis Correa (1.0 IP), June 23, 2021 at Columbia
	Walker Powell (5.0 IP), Adam Laskey (2.0 IP), & Jake Reindl (2.0 IP), May 1, 2022 vs. Columbia
	<small>Tyler Schlaffer (3.0 IP), Luis Angel Rodriguez (3.0 IP), Gregori Montano (1.0 IP), Angel Hernandez (1.0 IP), & Alfredo Zarraga (1.0 IP), July 17, 2022 vs. Fayetteville</small>
No-Hitter (non-9 innings)	Tim Spooneybarger (1.0 IP) & Christian Parra (6.0 IP), July 23, 2000 at Frederick
Hitting for the cycle	Jerrod Wong, June 6, 1999 at Lynchburg (5-6, 2 2B, 3B, HR, 4 R, 4 RBI)
Hitting a grand slam.....	
	Kevin Alcantara September 4, 2022 (off Roel Garcia III of Charleston)
	Kevin Alcantara July 27, 2022 (off Rainiery Rodriguez of Augusta)
	Kevin Alcantara May 12, 2022 (off of Victor Munoz of Charleston)
	Ethan Hearn September 11, 2021 (off of Antonio Jimenez of Charleston)
	Kevin Made September 7, 2021 (off of Ben Brecht of Charleston)
	Jonathan Sierra August 3, 2021 (off of Patrick Smith of Columbia, inside the park)
	Miguel Amaya June 29, 2019 (off of Austin Hanson of Fayetteville)
	D.J. Wilson June 27, 2019 (off of Humberto Castellanos of Fayetteville)
	Tyler Alamo (walk-off)..... May 29, 2018 (off of Mike Morrison of Winston-Salem)
	Andruw Monasterio July 31st, 2018 (off of Joe Palumbo of Down East)
	Jesse Hodges July 18, 2017 (off of Justin Ferrell of Buies Creek)
	Eloy Jimenez..... May 25, 2017 (off of Luis Martinez of Winston-Salem)
	Yasiel Balaguert..... May 18, 2016 (off of Thad Lowry of Winston-Salem)
	Cael Brockmeyer July 21, 2015 (off of Kevin McAvooy of Salem)
	Ryan Cordell August 30, 2014 (off of Alex Wilson of Lynchburg)
	Lewis Brinson July 30, 2014 (off of Khayyan Norfolk of Potomac)
	Hanser Alberto June 19, 2014 (off of Luis Santos of Wilmington)
	Joey Gallo May 30, 2014 (off of Clayton Cook of Carolina)
	Preston Beck April 17, 2014 (off of Travis Henke of Potomac)
	Trever Adams August 13, 2013 (off of Gene Escat of Frederick)
	Preston Beck August 5, 2013 (off of Zach Clark of Frederick)
	Zach Zaneski..... May 3, 2011 (off of Mitchell Clegg of Potomac)
	Samuel Sime August 2, 2010 (off of Brian Greeting of Kinston)
	Matt Kennelly..... May 4, 2010 (off of Jesse Estrada of Potomac)
	Gerardo Avila April 9, 2010 (off of Tim Melville of Wilmington)
	Donell Linares August 30, 2009 (off of Brett Jacobson of Frederick)
	Cody Johnson July 2, 2009 (off of Casey Kelly of Salem)
	Tyler Flowers..... July 9, 2008 (off of Jason Dominguez of Salem)
	Eric Campbell June 20, 2008 (off of Daniel Mosokos of Lynchburg)
	Jon Mark Owings..... June 2, 2008 (off of Isreal Chirino of Winston-Salem)
	Tyler Flowers..... April 20, 2008 (off of Jeanmar Gomez of Kinston)
	Isaiah Ka'aihue June 20, 2007 (off of David Hernandez of Frederick)
	Roberto Alvarez..... May 31, 2007 (off of Ryan Ouellette of Frederick)
	Quentin Davis..... May 13, 2007 (off of David Hernandez of Frederick)
	Clint Sammons..... August 26, 2006 (off of Manny Basilio of Frederick)
	Mark Jurich August 18, 2006 (off of Trent Baysinger of Frederick)
	Diory Hernandez July 30, 2006 (off of Kyle Bloom of Lynchburg)
	Matt Young..... May 28, 2006 (off of Mathew Goodson of Wilmington)
	Jarrod Saltalamacchia August 5, 2005 (off of Jonathan Beltre of Salem)
	Gregor Blanco August 27, 2004 (off of Terry Caughey of Frederick)



Ben Thomas	May 7, 2004 (off of Nic Gravelle of Lynchburg)
Adam LaRoche	April 19, 2002 (off of Carlos De La Cruz of Kinston)
Jeff Rodriguez	August 9, 2001 (off of Greg Dukeman of Lynchburg)
Mark Mortimer	July 27, 2001 (off of Ryan Price of Salem)
Wilson Betemit	June 15, 2001 (off of Terry Plank of Frederick)
Jaeme Leal	June 3, 2001 (off of Eric Fisher of Winston-Salem)
Troy Cameron	May 29, 2001 (off of Ryan Price of Salem)
Jeff Rodriguez	May 24, 2001 (off of Mike Spiegel of Kinston)
Adam LaRoche	April 7, 2001 (off of Jeff Bajenaru of Winston-Salem)
Alfredo Castro	August 25, 2000 (off of Ryan Price of Salem)
Ryan Langerhans	May 20, 2000 (off of Matt Achilles of Frederick)
A.J. Zapp	April 14, 2000 (off of Dean Brueggemann of Salem)
Jarrod Wong	September 3, 1999 (off of Rick Gonzales of Potomac)
Ryan Lehr	August 26, 1999 (off of Kai Freeman of Winston-Salem)





The Carolina League returned in 2022 after 12 teams played under the “Low-A East” tag in 2021. The 2022 season saw the return of a season split into halves, and the schedule was bumped up to 132 games. The Charleston RiverDogs won the South Division second half title and swept the Myrtle Beach Pelicans and Lynchburg Hillcats in the playoffs to win back-to-back championships.



CAROLINA LEAGUE

MyrtleBeachPelicans.com

LEAGUE INFORMATION



MINOR LEAGUE BASEBALL

9550 16th St North
 St. Petersburg, FL 33716
 Phone: (336) 691-9030 Fax: (336) 464-2737
 Email: communications@MiLB.com
 Website: www.MiLB.com

LEAGUE FRONT OFFICE

DIRECTOR, HUMAN RESOURCES Tara Thornton
 SENIOR VP, BASEBALL & BUSINESS OPERATIONS Tim Brunswick
 SENIOR DIRECTOR, COMMUNICATION Jeff Lantz
 SENIOR VP, DIGITAL STRATEGY & BUSINESS DEVELOPMENT Katie Davison

CAROLINA LEAGUE

NORTH DIVISION



Down East Wood Ducks



SOUTH DIVISION





Years of Operation	1945-Pres.
Schedule	132 Games
Opening Date	April 6, 2023
Closing Date.....	September 10, 2023
League Statistician	MLB Advanced Media, L.P. 75 Ninth Avenue, 5th Floor, New York, NY 10011

After the 2021 season operating under the “Low-A East” name, the Carolina League title returned to Minor League Baseball in 2022. During the 2021 season, the leagues had regional names while the rights to the use of the historic league names were in the process of being acquired by MLB.

FORMER CAROLINA LEAGUE INFO (1945-2020)

Years of Operation	1945-2020
Schedule	140 games
Roster Limit	25 active, 35 under control
Playoff Format	Winners of each half from each division qualify for the postseason
<u>Divisional Playoffs:</u> Champions from each half in either division play a best-of-5 Divisional Series	
<u>Mills Cup Championship:</u> Divisional Series winners play best-of-5 series	

Wild Card
In the event the same team wins both half championships, a wild-card team qualifies for the postseason based on best second-half record behind the first-place finisher

ALL-TIME LEAGUE CLUB NICKNAMES

Augusta

Macon Peaches..... 1980-1982
Macon Redbirds..... 1983
Macon Pirates..... 1984-1987
Augusta Pirates 1988-1993
Augusta GreenJackets. 1994-pres.

Carolina

Mudcats2012-present

Charleston

Royals..... 1980-1984
Rainbows 1985-1993
RiverDogs.....1994-present

Columbia

Savannah Cardinals..... 1984-1995
Savannah Sand Gnats . 1996-2015
Fireflies2016-present

Delmarva

Sumter Flyers 1991
Albany Polecats..... 1992-1995
Shorebirds.....1996-present

Fayetteville/Buies Creek/Fayetteville

Athletics 1950-52
Highlanders.....1953-56
Astros..... 2017-18
Woodpeckers2019-present

Fredericksburg

Nationals.....2020-present

Kannapolis

Intimidators 2001-2019
Cannon Ballers2020-present

Kinston/Down East

Eagles 1956-57, 62-72, 78-81, 86
Expos 1974
Blue Jays 1982-85
Indians1987-2011
Wood Ducks2017-present

Lynchburg

White Sox.....1966-69
Twins.....1970-74
Rangers 1975
Mets.....1976-87
Red Sox 1988-94
Hillcats1995-present

Myrtle Beach

Pelicans1999-present

Salem

Rebels 1968-71
Pirates1972-79
Redbirds..... 1980-86
Buccaneers..... 1987-94
Avalanche 1995-2008
Red Sox2009-present

CAROLINA LEAGUE QUICK REFERENCE GUIDE

LYNCHBURG HILLCATS

3180 Fort Avenue
Lynchburg, VA 24501
Ph: (434) 528-1144
Fax: (434) 846-0768
Media Contact:
Jason Prill



CAROLINA MUDCATS

1501 NC Highway 39, PO Drawer 1218
Zebulon, NC 27597
Ph: (919) 269-2287
Fax: (919) 269-4910
Media Contact:
Greg Young
(919) 269-2287
mudcatsradio@GoMudcats.com



FREDERICKSBURG NATIONALS

601 Caroline St. 1st Floor,
Fredericksburg, VA 22401
Ph: (540) 858-4242
Fax: (540) 858-4242
Media Contact:
Eric Bach
(540) 858-4242



DOWN EAST WOOD DUCKS

400 East Grainger Avenue
Kinston, NC 28501
Ph: (252) 686-5154
Fax: (252) 686-5168



Down East Wood Ducks

SALEM RED SOX

1004 Texas Street
Salem, VA 24153
Ph: (540) 389-3333
Fax: (540) 389-9710



MYRTLE BEACH PELICANS

1251 21st Avenue North
Myrtle Beach, SC 29577
Ph: (843) 918-6080
Fax: (843) 918-6029
Media Contact:
Sam Weiderhaft
(843) 918-6080
Media@MyrtleBeachPelicans.com



KANNAPOLIS CANNON BALLERS

250 W B St.
Kannapolis, NC 28081
Ph: (704) 932-3267
Fax: (704) 938-7040
Media Contact:
Dan Helotie
dhelotie@kcballers.com



AUGUSTA GREENJACKETS

187 Railroad Ave
North Augusta, SC 29841
Phone: (803) 349-9467
Fax: (803) 349-9434
Media Contact:
Mitchell Speltz
mspeltz@greenjacketsbaseball.com



FAYETTEVILLE WOODPECKERS

225 Ray Ave Suite 165, Fayetteville,
N.C., 28301
Ph: (910) 339-1989
Media Contact:
Andrew Chapman
(910) 339-1989
achapman@astros.com



COLUMBIA FIREFLIES

1640 Freed St.
Columbia, SC 29201
Phone: (803) 726-4487
Fax: (803) 726-3126
Media Contact:
John Kocsis Jr.
(803) 888-3040
jkocsis@columbiacometbaseball.com



CHARLESTON RIVERDOGS

360 Fishburne St.
Charleston, SC 29403
Ph: (843) 723-7241
Fax: (843) 723-2641
Media Contact:
Jason Kempf
(920) 960-6919
jkempf@riverdogs.com



AUGUSTA GREENJACKETS

ATLANTA BRAVES

187 Railroad Ave
North Augusta, SC 29841
Phone: (803)-349-9467
Website: milb.com/augusta



TEAM INFORMATION & PERSONNEL

President Jeff Eiseman
Vice President..... Tom Denlinger
Radio broadcaster Mitchell Speltz

Manager Cody Gabbella
Pitching Coach Wes McGuire
Hitting Coach Connor Narron
Coach..... Francisco Diaz

Affiliation Atlanta Braves (2021-pres)
History in Carolina League..... 2021-Present
2022 Record 69-62 (3rd in South Division)

Ballpark..... SRP Park (cap. 4,782)
Field dimensions..... LF-330, CF-395, RF-318
Last playoff appearance...2019 (lost South Atlantic League semi-finals)

Distance from Myrtle Beach to Augusta..... 224 miles
Furthest trip from Augusta..... Delmarva (591 miles)

PELICANS vs. AUGUSTA SERIES HISTORY

Games played 54
Season Series Record..... 4-4-1
All-Time Record 27-27
Winning %500
2022 vs. Augusta 14-10
Best record vs. Augusta 14-10 (2022)
Worst record vs. Augusta 13-17 (2021)

PELICANS vs. GREENJACKETS 2023 SEASON SERIES

At Myrtle Beach

April 18 (Tues) 7:05
April 19 (Wed) 7:05
April 20 (Thurs)..... 7:05
April 21 (Fri)..... 7:05
April 22 (Sat)..... 6:05
April 23 (Sun)..... 6:05

May 16 (Tues) 7:05
May 17 (Wed) 7:05
May 18 (Thurs) 7:05
May 19 (Fri) 7:05
May 20 (Sat) 6:05
May 21 (Sun) 6:05

At Augusta

June 6 (Tues)..... 7:05
June 7 (Wed)..... 7:05
June 8 (Thurs)..... 7:05
June 9 (Fri)..... 7:05
June 10 (Sat) 6:05
June 11 (Sun)..... 1:35


July 4 (Tues)..... 6:05
July 5 (Wed)..... 7:05
July 6 (Thurs) 7:05
July 7 (Fri) 7:05
July 8 (Sat) 6:05
July 9 (Sun) 1:35



CAROLINA MUDCATS

MILWAUKEE BREWERS

1501 NC 39 Hwy
Zebulon, NC 27597
Phone: (919) 269-2287
Website: milb.com/carolina-mudcats



TEAM INFORMATION & PERSONNEL

General Manager.....	Eric Gardner
General Manager.....	David Lawrence
Director-Marketing & Broadcast Media	Greg Young
Manager	Victor Estevez
Pitching Coach	Michael O'Neal
Hitting Coach	JJ Reimer
Coach.....	Jorge Ortega
Affiliation	Milwaukee Brewers (2017)
History in Carolina League.....	2012-Present
2021 Record	69-62 (2nd in North Division)
Ballpark.....	Five County Stadium (cap. 6,500)
Field dimensions.....	LF-330, CF-400, RF-309
Last playoff appearance..	2008 (lost Southern League title)
League Titles.....	1995, 2003

Distance from Myrtle Beach to Zebulon.....	189 miles
Furthest trip from Zebulon.....	Delmarva (297 miles)

PELICANS vs. CAROLINA SERIES HISTORY

Games played	184
Season Series Record.....	2-0
All-Time Record	111-73
Winning %603
2022 vs. Carolina	7-4
Best record vs. Carolina	16-4 (2013)
Worst record vs. Carolina	8-13 (2017)

PELICANS vs. MUDCATS 2023 SEASON SERIES

At Myrtle Beach

July 14 (Fri)	7:05
July 15 (Sat)	6:35
July 16 (Sun)	6:35



COLUMBIA FIREFLIES

KANSAS CITY ROYALS

1640 Freed St
Columbia, SC 29201
Phone: (803)-726-4487
Website: milb.com/columbia



TEAM INFORMATION & PERSONNEL

President Brad Shank
Chief Revenue Officer Kevin Duplaga
Radio broadcaster John Kocsis Jr.

Manager Tony Pena Jr.
Pitching Coach John Habyan
Hitting Coach Ari Adut
Bench Coach Matthew Schmidt

Affiliation Kansas City Royals (2021)
History in Carolina League 2021-Present
2021 Record 52-79 (6th in South Division)

Ballpark Segra Park (cap. 9,007)
Field dimensions LF-319, CF-400, RF-382
Last playoff appearance.. 2008 (lost Southern League title)

Distance from Myrtle Beach to Columbia 152 miles
Furthest trip from Columbia..... Fredericksburg (429 miles)

PELICANS vs. COLUMBIA SERIES HISTORY

Games played 54
Season Series Record..... 5-2-2
All-Time Record 36-18
Winning %667
2022 vs. Columbia 16-8
Best record vs. Columbia 20-10, 16-8 (2021, 2022)
Worst record vs. Carolina 20-10 (2021)

PELICANS vs. FIREFLIES

2023 SEASON SERIES

At Myrtle Beach

July 18 (Tues) 7:05
July 19 (Wed) 7:05
July 20 (Thurs) 7:05
July 21 (Fri) 7:05
July 22 (Sat) 6:35
July 23 (Sun) 6:35

September 5 (Tues) 7:05
September 6 (Wed) 7:05
September 7 (Thurs) 7:05
September 8 (Fri) 7:05
September 9 (Sat) 6:05
September 10 (Sun) 6:05

At Columbia

May 2 (Tues) 7:05
May 3 (Wed) 12:05
May 4 (Thurs) 7:05
May 5 (Fri) 7:05
May 6 (Sat) 6:05
May 7 (Sun) 5:05

August 15 (Tues) 7:05
August 16 (Wed) 7:05
August 17 (Thurs) 7:05
August 18 (Fri) 7:05
August 19 (Sat) 6:05
August 20 (Sun) 5:05



CHARLESTON RIVERDOGS

TAMPA BAY RAYS

360 Fishburne St
Charleston, SC 29403
Phone: (843) 723-7441
Fax: (843) 723-2641
Website: milb.com/charleston



TEAM INFORMATION & PERSONNEL

Chairman	Marv Goldklang
President	Jeff Goldklang
General Manager	Dave Echols
Radio broadcasters	Jason Kempf
Manager	Sean Smedley
Pitching Coach	Levi Romero
Hitting Coach	Perry Roth
Bench Coach	Ronnie Richardson
Affiliation	Tampa Bay Rays (2021)
History in Carolina League	2021-Present
League Titles	(2) 2021, 2022
Ballpark	Joseph P. Riley Jr. Park (cap. 6,000)
Field dimensions	LF-305, CF-398, RF-337
2021 Record	88-4 (1st in South Division)

Distance from Myrtle Beach to Charleston 105 miles
Furthest trip from Charleston..... Delmarva (574 miles)

PELICANS vs. CHARLESTON SERIES HISTORY

Games played	54
Season Series Record	1-5-4
All-Time Record	23-31
Winning %426
2022 vs. Charleston	12-12
Best record vs. Charleston	12-12 (2022)
Worst record vs. Charleston	11-19 (2021)

PELICANS vs. RIVERDOGS 2023 SEASON SERIES

At Myrtle Beach

April 6 (Thurs)	7:05
April 7 (Fri)	7:05
April 8 (Sat)	6:05

June 28 (Wed)	7:05
June 29 (Thurs)	7:05
June 30 (Fri)	7:05
July 1 (Sat)	7:05
July 2 (Sun)	7:05
July 3 (Mon)	7:05

At Charleston

April 25 (Tues)	7:05
April 26 (Wed)	7:05
April 27 (Thurs)	7:05
April 28 (Fri)	7:05
April 29 (Sat)	6:05
April 30 (Sun)	5:05

August 29 (Tues)	7:05
August 30 (Wed)	7:05
August 31 (Thurs)	7:05
September 1 (Fri)	7:05
September 2 (Sat)	6:05
September 3 (Sun)	5:05

DOWN EAST WOOD DUCKS

TEXAS RANGERS

400 E Grainger Ave
Kinston, NC 28502
Phone: (252) 686-5154
Fax: (252) 686-5168
Website: WoodDucksBaseball.com



Down East Wood Ducks



TEAM INFORMATION & PERSONNEL

Vice President..... Wade Howell
General Manager..... Jon Clemmons
Flagship station..... WRNS 960 AM

Manager..... Carlos Maldonado
Pitching Coach..... Julio Valdez
Hitting Coach..... Brian Pozos
Development Coach..... Nick Janssen
Development Coach..... Ruben Sosa

Affiliation..... Texas Rangers (2017)
History in Carolina League..... 2017-Present
League titles..... 1 (2017*)
Ballpark..... Grainger Stadium (cap. 4,100)
Field dimensions..... LF-335, CF-395, RF-335
Last playoff appearance..... 2021 (Lost in Champ.)
2021 Record..... 65-66 (3rd in North Div.)

* Co-Mills Cup Champions with Lynchburg due to Hurricane Irma

Distance from Myrtle Beach to Kinston..... 158 miles
Furthest trip from Kinston..... Augusta (327 miles)

PELICANS vs. DOWN EAST SERIES HISTORY

Games played..... 80
Season Series Record..... 0-1-1
All-Time Record..... 40-40
Winning %..... .500
2022 vs. Down East..... 2-4
Best record vs. Down East..... 15-9 (2018)
Worst record vs. Down East..... 4-13 (2019)

PELICANS vs. WOOD DUCKS

2023 SEASON SERIES

At Myrtle Beach

No Games Scheduled

At Down East

August 1 (Tues)..... 7:00
August 2 (Wed)..... 7:00
August 3 (Thurs)..... 7:00
August 4 (Fri)..... 7:00
August 5 (Sat)..... 5:00
August 6 (Sun)..... 1:00



FAYETTEVILLE WOODPECKERS

HOUSTON ASTROS

225 Ray Ave Suite 165,
Fayetteville, N.C., 28301
Phone: (910) 339-1989
Website: fayettevillewoodpeckers.com



TEAM INFORMATION & PERSONNEL

General Manager	Michelle Skinner
Coordinator, Broadcasting & Comms	Andrew Chapman
Manager	Ricky Rivera
Pitching Coach	Zach Wilkins
Hitting Coach	Luis Reynoso
Development Coach	Dylan Mazzo
Affiliation	Houston Astros (2017)
History in Carolina League.....	2017-Present
League titles	1 (2018)
Ballpark.....	Segra Stadium (cap. 4,786)
Field dimensions.....	LF-319, CF-400, RF-300
Last playoff appearance.....	2019
2021 Record	55-75 (5th in South Div.)

Distance from Myrtle Beach to Fayetteville 118 miles
Furthest trip from Fayetteville..... Charleston (219 miles)

PELICANS vs. FAYETTEVILLE SERIES HISTORY

Games played.....	83
Season Series Record.....	1-0-1
All-Time Record	35-48
Winning %422
2022 vs. Fayetteville	4-2
Best record vs. Fayetteville.....	4-2 (2022)
Worst record vs. Fayetteville.....	6-12 (2019)

PELICANS vs.
WOODPECKERS
2023 SEASON SERIES

At Myrtle Beach

August 8 (Tues).....	7:05
August 9 (Wed).....	7:05
August 10 (Thurs)	7:05
August 11 (Fri)	7:05
August 12 (Sat)	6:35
August 13 (Sun)	6:35

At Fayetteville

May 23 (Tues)	7:05
May 24 (Wed)	7:05
May 25 (Thurs)	7:05
May 26 (Fri)	7:05
May 27 (Sat)	5:05
May 28 (Sun)	2:05

FREDERICKSBURG NATIONALS

WASHINGTON NATIONALS

42 Jackie Robinson Way
 Fredericksburg, VA 22401
 Phone: (540) 858-4242
 Website: milb.com/fredericksburg



TEAM INFORMATION & PERSONNEL

President/COO Lani Silber Weiss
 Vice President/General Manager Nick Hall
 Broadcaster Eric Bach

Manager Jake Lowery
 Pitching Coach Justin Lord
 Hitting Coach Delwyn Young
 Development Coach Carmelo Jaime

Affiliation Washington Nationals (2020)
 History in Carolina League 2021-Present
 League titles 0
 Ballpark Virginia Credit Union Stadium (cap. 5,000)
 Field dimensions LF-326, CF-402, RF-327
 Last playoff appearance.. 2022 (Lost in Div. championship)
 2021 Record 75-55 (1st in North Div.)

Distance from Myrtle Beach to Fredericksburg... 378 miles
 Furthest trip from Fredericksburg Augusta (497 miles)

PELICANS vs. FREDERICKSBURG SERIES HISTORY

Games played 6
 Season Series Record 1-0
 All-Time Record 4-2
 Winning %667
 2022 vs. Fredericksburg 4-2
 Best record vs. Fredericksburg 4-2 (2022)
 Worst record vs. Fredericksburg 4-2 (2022)

PELICANS vs.
NATIONALS

2023 SEASON SERIES

At Myrtle Beach

June 13 (Tues) 7:05
 June 14 (Wed) 7:05
 June 15 (Thurs) 7:05
 June 16 (Fri) 7:05
 June 17 (Sat) 6:35
 June 18 (Sun) 6:35

At Fredericksburg

July 25 (Tues) 7:05
 July 26 (Wed) 7:05
 July 27 (Thurs) 7:05
 July 28 (Fri) 7:05
 July 29 (Sat) 6:05
 July 30 (Sun) 1:35



KANNAPOLIS CANNON BALLERS

CHICAGO WHITE SOX

216 West Avenue
Kannapolis, NC 28081
Phone: (704) 932-3267
Website: milb.com/kannapolis



TEAM INFORMATION & PERSONNEL

General Manager.....	Matt Millward
Chief Revenue Officer.....	Vince Marcucci
Broadcaster	Dan Helotie
Manager	Pat Leyland
Pitching Coach	Blake Hickman
Hitting Coach	Charlie Romero
Performance Coach	Juan Maldonado
Affiliation	Chicago White Sox (2001)
History in Carolina League.....	2021-Present
League Titles.....	1 (2005)
Ballpark.....	Atrium Health Ballpark (cap. 4,930)
Field dimensions.....	LF-325, CF-400, RF-384
2021 Record	58-74 (4th in South Division)

Distance from Myrtle Beach to Kannapolis 177 miles
Furthest trip from Kannapolis ..Fredericksburg (324 miles)

PELICANS vs. CANNON

BALLERS

2023 SEASON SERIES

At Myrtle Beach

August 22 (Tues)	7:05
August 23 (Wed)	7:05
August 24 (Thurs)	7:05
August 25 (Fri)	7:05
August 26 (Sat)	6:05
August 27 (Sun)	6:05

At Kannapolis

June 20 (Tues)	7:00
June 21 (Wed)	7:00
June 22 (Thurs)	7:00
June 23 (Fri)	7:00
June 24 (Sat)	7:00
June 25 (Sun)	1:00

PELICANS vs. KANNAPOLIS SERIES HISTORY

Games played	6
Season Series Record.....	1-0
All-Time Record	4-2
Winning %667
2022 vs. Kannapolis.....	4-2
Best record vs. Kannapolis.....	4-2 (2022)
Worst record vs. Kannapolis	4-2 (2022)

LYNCHBURG HILLCATS

CLEVELAND INDIANS

3180 Fort Avenue
Lynchburg, VA 24501
Phone: (434) 528-1144
Fax: (434) 846-0768
Website: Lynchburg-Hillcats.com



TEAM INFORMATION & PERSONNEL

President/General Manager..... Chris Jones
General Manager.....Matt Ramstead
Director of Broadcasting and Media Relations... Jason Prill

Manager Jordan Smith
Pitching Coach Tony Arnold
Hitting Coach Ordomar Valdez
Bench Coach Yan Rivera

Affiliation Cleveland Indians (2015)
History in Carolina League..... 1960-Present
League titles 5 (1997, 2002, 2009, 2012, 2017)

Ballpark: Calvin Falwell Field at Lynchburg City Stadium (cap. 4,281)
Field dimensions..... LF-325, CF-390, RF-325
Last playoff appearance..... 2022 (Lost in championship)
2022 Record 63-68 (5th in Northern Div.)

Distance from Myrtle Beach to Lynchburg 300 miles
Furthest trip from Lynchburg Charleston (398 miles)

PELICANS vs. HILLCATS 2023 SEASON SERIES

At Myrtle Beach

May 9 (Tues) 7:05
May 10 (Wed) 7:05
May 11 (Thurs) 7:05
May 12 (Fri) 7:05
May 13 (Sat) 6:05
May 14 (Sun) 6:05

At Lynchburg

April 11 (Tues) 6:30
April 12 (Wed) 6:30
April 13 (Thurs) 6:30
April 14 (Fri) 6:30
April 15 (Sat) 6:30
April 16 (Sun) 2:00

PELICANS vs. LYNCHBURG SERIES HISTORY

Games played 420
Season Series Record..... 0-2-1
All-Time Record 220-200
Winning %524
2022 vs. Lynchburg..... 2-4
Best record vs. Lynchburg..... 14-6 (2004)
Worst record vs. Lynchburg 7-13 (2003)



SALEM RED SOX

BOSTON RED SOX

1004 Texas Street
Salem, VA 24153
Phone: (540) 389-3333
Fax: (540) 389-9710
Website: SalemSox.com



TEAM INFORMATION & PERSONNEL

OwnershipFenway Sports Group
General Manager..... Allen Lawrence
Assistant GM/VP of Ticket Sales..... Blair Hoke

Manager Liam Carroll
Pitching Coach Jason Blanton
Hitting Coach Nelson Paulino
Coach..... Chase Illig

Affiliation Boston Red Sox (2009)
Carolina Leaguet 1968-Pres.
League titles 1 as Red Sox: 2013 (5 in Salem)
Ballpark..... LewisGale Field (cap. 6,300)
Field dimensions..... LF-325, CF-401, RF-325
Last playoff appearance..... 2016 (Lost in SDCS)
2021 Record 64-66 (4th in North Div.)

Distance from Myrtle Beach to Salem..... 298 miles
Furthest trip from Salem Augusta (346 miles)

PELICANS vs. SALEM SERIES HISTORY

Games played396
Season Series Record..... 2-0
All-Time Record 202-194
Winning %510
2022 vs. Salem..... 4-2
Best record vs. Salem 5-1 (2018, 2021)
Worst record vs. Salem 5-15 (2010)


PELICANS vs. RED SOX 2023 SEASON SERIES

At Myrtle Beach

May 30 (Tues) 7:05
May 31 (Wed) 7:05
June 1 (Thurs) 7:05
June 2 (Fri) 7:05
June 3 (Sat) 6:05
June 4 (Sun) 6:05

At Salem

No games scheduled



After pitching 11 games and 23 innings for the Pelicans in 2021, relief pitcher Jeremiah Estrada made his Cubs debut on August 30, 2022 with one scoreless inning in Toronto against the Blue Jays. Estrada came out of the bullpen in five games for the Cubs at the end of the 2022 season. The Indio, CA native struck out 38 batters to just six walks while holding a 1.57 ERA during his time in Myrtle Beach.



CHICAGO CUBS

MyrtleBeachPelicans.com

CHICAGO CUBS DIRECTORY

CHICAGO CUBSTM FRONT OFFICE

Wrigley Field
1060 West Addison Street
Chicago, IL 60613-4397
Office: (773) 404-2827
www.cubs.com

BOARD OF DIRECTORS

Chairman	Tom Ricketts
Board of Directors	Laura Ricketts
Board of Directors	Todd Ricketts

BASEBALL OPERATIONS

President, Baseball Operations	Jed Hoyer
General Manager	Carter Hawkins
Assistant General Manager	Ehsan Bokhari
Assistant General Manager/Vice President, Pitching	Craig Breslow
Vice President, Player Development	Jared Banner
Director, Major League Travel and Clubhouse Operations	Vijay Tekchandani
Senior Advisor	Billy Williams
Senior Advisor	Randy Bush
Vice President, Baseball Operations	Greg Davey
Director, Baseball Operations Administration and Strategy	Meghan Jones
Assistant Director, Major League Data and Development	Alex Smith
Coordinator, Pro Scouting	Sam Abrams
Assistant, Baseball Operations	Bryan Guo

PLAYER DEVELOPMENT AND AMATEUR SCOUTING

VP, Scouting	Dan Kantrowitz
VP, Player Development	Matt Dorey
Director, Player Development	Bobby Basham
Senior Director, International Player Development and Operations	Alex Suarez
VP, International Scouting	Louie Eljaou
Director, Hitting	Justin Stone
Director, Pro Scouting/Special Assistant to the President and General Manager	Andrew Bassett
Pro Personnel Specialist	Nate Halim
Assistant Director, Run Production	James Adduci
Coordinator, Major League Video/ Pacific Rim Liaison	Nao Masamoto
Latin America Field Coordinator	Dave Keller
Outfield and Baserunning Coordinator	Doug Descenzo
National Crosschecker	Ron Tostenson
Head of Minor League Strength and Conditioning and Performance Science	Cory Kennedy
Assistant, International Scouting	Kenny Socorro
Director, Dominican Republic Scouting Operations/International Crosschecker	Gian Guzman
Junior Systems Engineer	Jake Nedza
Coordinator, Dominican Republic Scouting	Miguel Diaz
Minor League Equipment Manager	Dana Noeltner
Coordinator, Player Development	Sam Chinitz
Coordinator, Amateur Scouting	Scott Munson
Manager, Baseball Operations	Jasmine Horan
Assistant, Amateur Scouting	Ben Kullavanijaya
Assistant, Player Development Technology and Video/Hitting Development Coach	Andrew Craig
Assistant, Minor League Operations	Sarah Ketring
Senior Pro Personnel Specialist	Steve Boros
Senior Pro Personnel Specialist	Jason Cooper
Special Assignment Scout	Jake Ciarrachi
Special Assignment Scout	Kyle Phillips
Pro Personnel Specialist	Thad Weber
Pro Scout	Max Brill
Pro Scout	Steven Nagy
Regional Supervisor, Amateur Scouting	Matt Sherman
Manager, International Operations	Manuel Rodriguez
Pro Scouting Analyst	Andrew Gold
Pro Scouting Analyst	Noah Cronbaugh

MEDIA RELATIONS

Director, Media Relations	Jason Carr
Manager, Media Relations	Joanna Schimmel
Representative, Media Relations	Jesse Feldman

MEDICAL/TRAINING STAFF

Director, High Performance	Adam Beard
Team Physician	Stephen Adams, M.D.
Team Orthopaedist	Stephen Gryzlo, M.D.
Major League Head Athletic Trainer	P.J. Mainville
Major League Assistant Athletic Trainers	Nick Frangella, Chuck Baughman
Major League Assistant Strength & Conditioning Coach	Keegan Knoll
Major League Massage Therapist	Nate Whitney

CLUBHOUSE STAFF

Home Clubhouse Manager	Tom Hellmann
Assistant Manager, Home Clubhouse	Daniel Mueller
Home Clubhouse Assistant	Marco Herrera
Visiting Clubhouse Assistant Manager	Gary Stark

CHICAGO CUBS

AFFILIATES AND MEDIA CONTACTS



QUICK REFERENCE GUIDE

IOWA CUBS

Triple-A

International League

One Line Drive

Des Moines IA 50309

Phone: (515) 243-6111

Fax: (515) 243-5152



Media Contact:

Colin Connolly

(515) 280-2632

ColinC@iowacubs.com

SOUTH BEND CUBS

High-A

Midwest League

501 W. South Street

South Bend, IN 46601

Phone: (574) 235-9988

Fax: (574) 235-9950



Media Contact:

Chris Hagstrom-Jones

(574) 235-9988 x 243

CHagstrom@southbendcubs.com

TENNESSEE SMOKIES

Double-A

Southern League

3540 Line Drive

Kodak, TN 37764

Phone: (865) 286-2300

Fax: (865) 523-9913



Media Contact:

Mick Gillispie

smokiesonradio@yahoo.com

MYRTLE BEACH PELICANS

Single-A

Carolina League

1251 21st Avenue North

Myrtle Beach, SC

29577

Ph: (843) 918-6002

Fax: (843) 918-6029



Media Contact:

Sam Weiderhaft

(843) 918-6010

Media@MyrtleBeachPelicans.com

IOWA CUBS

TRIPLE-A | International League

Principal Park (cap. 11,500)
One Line Drive
Des Moines, IA 50309
Phone: (515) 243-6111
Fax: (515) 243-5152
Website: IowaCubs.com



TEAM INFORMATION & PERSONNEL

President/General Manager.....	Sam Bernabe
Radio broadcaster	Alex Cohen
Flagship station.....	AM 940/104.5FM KPSZ
Manager	Marty Pevey
Pitching Coach	Ron Villone
Hitting Coach	John Mallee
Hitting Coach	Tyler Ladendorf
Bench Coach	Eric Patterson
Affiliation History.....	Chicago Cubs (1969-Present)
History in the Pacific Coast League.....	1998-2020
History in International League	2021-Pres.
League Titles.....	None (1 in American Association: 1993)
Last playoff app.	2008 (Lost to Oklahoma City in Semifinals)
Ballpark.....	Principal Park (cap. 11,500)
Field dimensions.....	LF-335, CF-400, RF-335
2022 Record (Result)	68-81 (9th in West Div.)

2022 STANDINGS International League - West Division

TEAM	W	L	PCT	GB
Nashville	91	58	.611	--
Toledo	87	63	.580	4.5
Columbus	85	64	.570	6.0
Indianapolis	74	75	.497	17.0
St. Paul	74	75	.497	17.0
Memphis	73	77	.487	18.5
Omaha	71	78	.477	20.0
Gwinnett	69	79	.466	21.5
Iowa	68	81	.456	23.0
Louisville	60	90	.400	31.5

2022 TEAM LEADERS

OFFENSE

AVG: (min. 300 PA)	Darius Hill318
HR:	John Hicks	20
RBI:	Narciso Crook.....	67
RUNS:	Narciso Crook/Jared Young.....	61
HITS:	Dixon Machado.....	134
OBP: (min. 300 PA)	Dixon Machado.....	.402
SLG: (min. 300 PA)	John Hicks510
SB:	Zach Davis	17
G:	Dixon Machado.....	121

PITCHING

W:	Matt Dermody/Wyatt Short.....	6
L:	Cam Sanders	8
SV:	Ben Leeper	11
ERA: (min 80 IP)	Matt Swarmer	3.87
IP:	Caleb Kilian	106.2
SO:	Caleb Kilian	125
APP:	Ben Leeper.....	42

The Iowa Cubs have been the Triple-A affiliate of the Chicago Cubs since 1981 and a member of the Pacific Coast League from 1998 to 2020, until moving to the Triple-A East, Midwest Division in 2021. The league was renamed to the former International League in 2022. The Cubs play at Principal Park, located at the confluence of the Des Moines and Raccoon Rivers in downtown Des Moines.

The stadium seats 11,500 and annually welcomes over 500,000 fans for I-Cubs games and special events each year.

The I-Cubs have been honored with the Bob Freitas Award as the industry's top Triple-A club in 1992 and 2009, and the John H. Johnson President's trophy in 2002.



TENNESSEE SMOKIES

DOUBLE-A | Southern League

Smokies Stadium (cap. 8,000)
 3540 Line Drive
 Kodak, TN 37764
 Phone: (865) 286-2300
 Fax: (865) 523-9913
 Website: SmokiesBaseball.com



TEAM INFORMATION & PERSONNEL

Ownership	Randy and Jenny Boyd
CEO	Doug Kirchhofer
President, COO	Chris Allen
Radio broadcaster	Mick Gillispie
Flagship station.....	Sports Radio WMNL
Manager	Michael Ryan
Pitching Coach	Jamie Vermilyea
Hitting Coach	Rick Strickland
Affiliation History.....	Chicago Cubs (2007-Present)
	Arizona Diamondback (2005-06)
	St. Louis Cardinals (2003-04)
	Toronto Blue Jays (1980-2002)
	Chicago White Sox (1972-79)
	Cincinnati Reds (1965-67)
	Detroit Tigers (1959-64)
	Baltimore Orioles (1956-58)
	New York Giants (1940, 1948-52)
	Brooklyn Dodgers (1937, 1941)
	Pittsburgh Pirates (1938-39)
	Boston Bees (1936)
History in Southern League	As Smokies: 1964-67, '93-'pres.
League Titles.....	3 in SL (7 in franchise history)
Last playoff app.....	2022 (Lost in championship)
Ballpark.....	Smokies Stadium (cap. 6,000)
Field dimensions.....	LF-330, CF-400, RF-320
2021 Record (Result)	71-66 (2nd in Northern Division)

Based in Knoxville, Tennessee, the Smokies play in the Double-A Southern League and have been an affiliate of the Chicago Cubs since 2007.

Tennessee reached the postseason in five of its first seven seasons as a Cubs affiliate, including finals appearances in 2009, 2010

2022 STANDINGS

Southern League - South Division

TEAM	W	L	PCT	GB
Rocket City	81	57	.587	--
Tennessee	71	66	.518	9.5
Chattanooga	61	75	.449	19.0
Birmingham	61	77	.442	20.0

2022 PLAYOFFS

Beat Rocket City 2-1 in divisional round
 Lost to Pensacola 2-1 in championship

2022 TEAM LEADERS

OFFENSE

AVG: (min. 200 PA)	Matt Mervis	300
HR:	Alexander Canario	24
RBI:	Bryce Ball	76
RUNS:	Yonathan Perlaza	81
HITS:	Bryce Ball	129
OBP: (min. 200 PA)	Jake Slaughter	389
SLG: (min. 200 PA)	Matt Mervis	596
SB:	Jake Slaughter	28
G:	Bryce Ball	131

PITCHING

W:	Peyton Remy	8
L:	Chris Clarke/Peyton Remy	5
SV:	Danis Correa	7
ERA: (min 50 IP)	Javier Assad	2.51
IP:	Chris Clarke	96.2
SO:	Peyton Remy	114
APP:	Kyle Johnson	32

and 2011. Smokies Stadium (formerly Smokies Park) is located in the suburb of Kodak and seats up to 8,000 fans.

The team's nickname, "Smokies," refers to the Great Smoky Mountains that permeate the region.

SOUTH BEND CUBS

HIGH-A | Midwest League

Four Winds Field (cap. 5,000)
 501 W. South Street
 South Bend, IN 46601
 Phone: (574) 235-9988
 Fax: (574) 235-9950
 Website: SouthBendCubs.com



TEAM INFORMATION & PERSONNEL

Ownership	Andrew Berlin
President	Joe Hart
Radio broadcasters	Max Thoma & Brendan King
Flagship station.....	96.1 FM / 960 AM WSBT
Manager	Lance Rymel
Pitching Coach	Clayton Mortensen
Hitting Coach	Dan Puente
Bench Coach	D'Angelo Jimenez
Affiliation History.....	Chicago Cubs (2015 -Present)
	Arizona Diamondbacks (1997-2014)
	Chicago White Sox (1988-1996)
History in the Midwest League.....	1988-pres,
League Titles.....	1989, '93, 2001*, 2005, 2019, 2022
	* Kane County led MWL Championship after Game One;
	series called due to terrorist attacks of Sept. 11, 2001
Last playoff app.	2022 (Won Midwest League Championship)
Ballpark.....	Four Winds Field (cap. 5,000 plus lawn seats)
Field dimensions.....	LF-336, CF-405, RF-336
2022 Record (Result)	73-58 (2nd in West Div.)

South Bend's affiliation with the Cubs started in 2015. The team has won three Midwest League titles, most recently in 2005, and has captured eight division titles since its inception as a Chicago White Sox affiliate in 1988. They will continue to compete in the Midwest League in 2022.

The South Bend Cubs play at Four Winds Field, located in the heart of South Bend, Indiana. Since joining Chicago's farm system, South Bend has added and improved player development space and installed a natural grass playing field, making the facility one of the best in Minor

2022 STANDINGS Midwest League - West Division

TEAM	W	L	PCT	GB
Cedar Rapids	73	58	.557	--
South Bend	73	58	.557	--
Wisconsin	69	60	.535	3.0
Beloit	62	67	.481	10.0
Peoria	56	76	.424	17.5
Quad Cities	54	78	.409	19.5

2022 PLAYOFFS

Beat Cedar Rapids 2-1 in divisional round
 Beat Lake County 2-1 in championship

2022 TEAM LEADERS

OFFENSE

AVG: (min. 300 PA)	Luis Verdugo269
HR:	Jordan Nwogu	15
RBI:	Yohendrick Pinango	63
RUNS:	Yohendrick Pinango	65
HITS:	Yohendrick Pinango	116
OBP: (min. 300 PA)	Jordan Nwogu357
SLG: (min. 389 PA)	Yohendrick Pinango394
SB:	Pete Crow-Armstrong/Jordan Nwogu	19
G:	Yohendrick Pinango	115

PITCHING

W:	Riley Martin	7
L:	Kohl Franklin	7
SV:	Hunter Bigge	7
ERA: (min 50 IP)	Luis Devers	1.05
IP:	Joe Nahas	86.0
SO:	DJ Herz	99
APP:	Eduarniel Nunez	30

League Baseball.

The city derives its name by sitting on the southernmost bend of the St. Joseph River, and is also home to the University of Notre Dame.

BASEBALL'S FUTURE **NOW**

ONLY ON  **MiLB.TV**

USE PROMO CODE
PELICANS
AND SAVE!



VISIT
MiLB.TV
NOW!

DOWNLOAD **THE FUN**





2023 SCHEDULE ANNOUNCED

SUN	MON	TUES	WED	THU	FRI	SAT
APRIL						1
2	3	4	5	6	7	8
9	10	11	12	13	14	15
16	17	18	19	20	21	22
23	24	25	26	27	28	29
30						

SUN	MON	TUES	WED	THU	FRI	SAT
JUNE				1	2	3
4	5	6	7	8	9	10
11	12	13	14	15	16	17
18	19	20	21	22	23	24
25	26	27	28	29	30	

SUN	MON	TUES	WED	THU	FRI	SAT
6	7	8	9	10	11	12
13	14	15	16	17	18	19
20	21	22	23	24	25	26
27	28	29	30	31	AUGUST	

SUN	MON	TUES	WED	THU	FRI	SAT
7	8	9	10	11	12	13
14	15	16	17	18	19	20
21	22	23	24	25	26	27
28	29	30	31	MAY		

SUN	MON	TUES	WED	THU	FRI	SAT
JULY						1
2	3	4	5	6	7	8
9	10	11	12	13	14	15
16	17	18	19	20	21	22
23	24	25	26	27	28	29
30	31					

SUN	MON	TUES	WED	THU	FRI	SAT
3	4	5	6	7	8	9
10	11	12	13	14	15	16
17	18	19	20	21	22	23
24	25	26	27	28	29	30